



# GAME RELEASE



vs.



WEEK 7 | SUN. OCT. 19 | 1:05 PM PT

# Game Release

213.719.6600 | [Chargers.com](http://Chargers.com) | @Chargers

[Josh.Rupperecht@Chargers.NFL.com](mailto:Josh.Rupperecht@Chargers.NFL.com) | [Jennifer.Rojas@Chargers.NFL.com](mailto:Jennifer.Rojas@Chargers.NFL.com)

[Lauren.Georgeson@Chargers.NFL.com](mailto:Lauren.Georgeson@Chargers.NFL.com) | [Brock.Anderson@Chargers.NFL.com](mailto:Brock.Anderson@Chargers.NFL.com)

[Leonie.Strehl@Chargers.NFL.com](mailto:Leonie.Strehl@Chargers.NFL.com) | [Ficky.Martinez@Chargers.NFL.com](mailto:Ficky.Martinez@Chargers.NFL.com)



## CHARGERS HOST COLTS IN AFC SHOWDOWN

The Los Angeles Chargers host their first of back-to-back home games in Week 7, facing off with the Indianapolis Colts on Sun., Oct. 19. Kickoff from SoFi Stadium is slated for 1:05 p.m. PT. Ian Eagle, JJ Watt and Evan Washburn have the call on CBS, while Matt “Money” Smith, Daniel Jeremiah and Shannon Farren will broadcast on the Chargers Radio Network airwaves on KFI AM-640 as well as on SiriusXM 119 or 227 and on the SiriusXM app. Adrian Garcia-Marquez and Francisco Pinto will present the game in Spanish on Que Buena Los Angeles.

In Week 7, Los Angeles hosts the Indianapolis Colts for the first time since 2019. The Chargers have an all-time record of 20-11 against the Colts, including the postseason. The Bolts have won six of the last eight matchups, including three of the last four at home.

Los Angeles enters Week 7 with a 4-2 record, leading the AFC West. Quarterback **Justin Herbert** orchestrated his 18th career game-winning drive last week, tied for the second-most in the NFL since he entered the league in 2020. The defense posted three interceptions in Week 6 and newly-acquired outside linebacker **Odafe Oweh** made an impact in his first game, notching the first sack of his career, while fellow pass rusher **Tuli Tuipulotu** continues to lead the team with five sacks on the year.

Indianapolis enters Week 7 with a 5-1 record atop the AFC South. The offense is led by quarterback Daniel Jones, who has eight touchdowns and 1,502 yards, completing 71.7 percent of his passes. The ground game ranks No. 6 in the NFL behind running back Jonathan Taylor's 603 rushing yards and seven touchdown runs. Defensively, the Colts have 16 sacks as a team, tied for No. 7 in the NFL, and rank fifth in the league with a plus-five turnover differential.

The Bolts host Minnesota next week on *Thursday Night Football*, with kickoff from SoFi Stadium on Thurs., Oct. 23 scheduled for 5:15 p.m. PT.

## BY THE NUMBERS

**18** QB Justin Herbert led the Bolts to a come-from-behind victory in Week 6, registering the 18th game-winning drive in the fourth quarter or overtime of his career, good for the second-most in the NFL since he entered the league in 2020.

**4** In Week 6, K Cameron Dicker converted a 33-yard game-winning field goal in the waning seconds, capping a day that saw him make all five field goals and total 17 points. The final make was his fourth career game-winning field goal with less than 10 seconds remaining in the fourth quarter or overtime, the most in the NFL since he came into the league in 2022.

## ON THE CALL

### TELEVISION: CBS

**Play-by-play:** Ian Eagle

**Analyst:** JJ Watt

**Sideline:** Evan Washburn

### CHARGERS RADIO: KFI AM-640

**Play-by-play:** Matt “Money” Smith

**Analyst:** Daniel Jeremiah

**Sideline:** Shannon Farren

### NATIONAL RADIO: SPORTS USA

**Play-by-play:** Larry Kahn

**Analyst:** Marvin Lewis

### SPANISH RADIO: QUE BUENA

**LOS ANGELES (FM-105.5/94.3)**

**Play-by-play:** Adrian Garcia-Marquez

**Analyst:** Francisco Pinto

**CHARGERS MOBILE APP:** Official team news, full game stats and live press conferences are available on the Chargers mobile app. For more details, visit [Chargers.com/app](http://Chargers.com/app).

## 2025 CHARGERS SCHEDULE

### PRESEASON (2-2)

Wk	Date	Opponent	TV	Result
HOF	Thurs., July 31	Detroit	NBC	W, 34-7
1	Sun., Aug. 10	NEW ORLEANS	CBS LA	W, 27-13
2	Sat., Aug. 16	at L.A. Rams	CBS LA	L, 23-22
3	Sat., Aug. 23	at San Francisco	CBS LA	L, 30-23

### REGULAR SEASON (4-2)

Wk	Date	Opponent	TV	Time*/Res.
1	Fri., Sept. 5	KANSAS CITY <sup>^</sup>	YOUTUBE	W, 27-21
2	Mon., Sept. 15	at Las Vegas	ESPN	W, 20-9
3	Sun., Sept. 21	DENVER	CBS	W, 23-20
4	Sun., Sept. 28	at N.Y. Giants	CBS	L, 21-18
5	Sun., Oct. 5	WASHINGTON	FOX	L, 27-10
6	Sun., Oct. 12	at Miami	CBS	W, 29-27
7	Sun., Oct. 19	INDIANAPOLIS	CBS	1:05 p.m.
8	Thurs., Oct. 23	MINNESOTA	PRIME	5:15 p.m.
9	Sun., Nov. 2	at Tennessee	CBS	10:00 a.m.
10	Sun., Nov. 9	PITTSBURGH	NBC	5:20 p.m.
11	Sun., Nov. 16	at Jacksonville	CBS	10:00 a.m.
12	—	BYE	—	—
13	Sun., Nov. 30	LAS VEGAS	CBS	1:25 p.m.
14	Mon., Dec. 8	PHILADELPHIA	ESPN/ABC	5:15 p.m.
15	Sun., Dec. 14	at Kansas City	CBS	10:00 a.m.
16	Sun., Dec. 21	at Dallas	FOX	10:00 a.m.
17	TBD	HOUSTON	TBD	TBD
18	TBD	at Denver	TBD	TBD

<sup>\*</sup>All Times Pacific

<sup>^</sup>Game played at Corinthians Arena in São Paulo, Brazil

HOME GAMES IN CAPS

## 2025 AFC WEST STANDINGS

Team	W	L	T	Pct.	PF	PA
<b>L.A. Chargers</b>	<b>4</b>	<b>2</b>	<b>0</b>	<b>.667</b>	<b>127</b>	<b>125</b>
Denver	4	2	0	.667	130	95
Kansas City	3	3	0	.500	155	124
Las Vegas	2	4	0	.333	103	149

## RELEASE INDEX

Content	Page	Content	Page
The 2025 Schedule . . . . .	2	Quentin Johnston Notes . . . . .	29
Colts Series History . . . . .	3	Derwin James Jr. Notes . . . . .	30
The Matchup . . . . .	4	Daiyan Henley Notes . . . . .	32
Connections . . . . .	6	Tuli Tuipulotu Notes . . . . .	34
Joe Hortiz Notes . . . . .	7	Cameron Dicker Notes . . . . .	36
Jim Harbaugh Notes . . . . .	8	Career Stats vs. Colts . . . . .	38
Assistant Coaches . . . . .	9	2025 Stats . . . . .	40
Team Notes . . . . .	10	2025 Game Summaries . . . . .	42
Justin Herbert Notes . . . . .	13	Rosters & Transactions . . . . .	45
Ladd McConkey Notes . . . . .	24	Media Information . . . . .	52
Keenan Allen Notes . . . . .	26		

# BREAKING DOWN THE 2025 SCHEDULE

SERIES BREAKDOWN	2025 RECORD	NOTES
 <p><b>ALL-TIME:</b> 58-71-1  <b>HOME:</b> 32-32-1  <b>AWAY:</b> 26-39-0  <b>LAST:</b> W, 27-21 — 2025 vs. Chiefs</p>	<p><b>OVERALL:</b> 3-3-0  <b>HOME:</b> 2-1-0  <b>AWAY:</b> 1-2-0  <b>STANDING:</b> 3rd AFC West</p>	<p>The Chargers have an all-time regular-season home record against the Chiefs of 31-32-1, with the last six matchups being decided by one score. Nine of the past 15 road games in the series have been decided by seven or fewer points.</p>
 <p><b>ALL-TIME:</b> 61-68-2  <b>HOME:</b> 31-33-1  <b>AWAY:</b> 30-35-1  <b>LAST:</b> W, 20-9 — 2025 at Raiders</p>	<p><b>OVERALL:</b> 2-4-0  <b>HOME:</b> 1-2-0  <b>AWAY:</b> 1-2-0  <b>STANDING:</b> 4th AFC West</p>	<p>Los Angeles has won 13 of the past 21 games against the Raiders on the road, including the 2024 season finale, 34-20. The Chargers have won 16 of the past 22 home contests against the Raiders, scoring 20-plus points in all but five of those matchups.</p>
 <p><b>ALL-TIME:</b> 58-72-1  <b>HOME:</b> 39-27-0  <b>AWAY:</b> 19-45-1  <b>LAST:</b> W, 23-20 — 2025 vs. Broncos</p>	<p><b>OVERALL:</b> 4-2-0  <b>HOME:</b> 2-0-0  <b>AWAY:</b> 2-2-0  <b>STANDING:</b> 2nd AFC West</p>	<p>The Bolts hold a 38-27 regular-season home record against the Broncos. Last season, the Chargers defeated the Broncos, 34-27, on <i>Thursday Night Football</i>. Los Angeles looks to win in Denver for the second-straight season, having defeated the Broncos, 23-16, last year.</p>
 <p><b>ALL-TIME:</b> 8-6-0  <b>HOME:</b> 4-2-0  <b>AWAY:</b> 4-4-0  <b>LAST:</b> L, 21-18 — 2025 at Giants</p>	<p><b>OVERALL:</b> 2-4-0  <b>HOME:</b> 2-1-0  <b>AWAY:</b> 0-3-0  <b>STANDING:</b> 4th NFC East</p>	<p>The September matchup with the Giants marks the 14th in history and the eighth in the Big Apple, with the Bolts sporting an 8-5 all-time advantage. The Chargers have won five straight in the series, winning by an average of 13 points in those games.</p>
 <p><b>ALL-TIME:</b> 5-8-0  <b>HOME:</b> 3-3-0  <b>AWAY:</b> 2-5-0  <b>LAST:</b> L, 27-10 — 2025 vs. Commanders</p>	<p><b>OVERALL:</b> 3-3-0  <b>HOME:</b> 2-1-0  <b>AWAY:</b> 1-2-0  <b>STANDING:</b> 2nd NFC East</p>	<p>Winners in five of the last six matchups in the series with Washington, the Chargers host the Commanders for the first time since 2017. Every game in the series since 1980 has seen the Bolts top 20 points scored, including the four-point road victory in the 2021 season opener.</p>
 <p><b>ALL-TIME:</b> 16-18-0  <b>HOME:</b> 11-9-0  <b>AWAY:</b> 5-9-0  <b>LAST:</b> W, 29-27 — 2025 at Dolphins</p>	<p><b>OVERALL:</b> 1-5-0  <b>HOME:</b> 1-2-0  <b>AWAY:</b> 0-3-0  <b>STANDING:</b> 3rd AFC East</p>	<p>The Chargers head to Miami for the first time since 2020, with the Dolphins holding an 18-15 mark all-time between the teams. Los Angeles topped Miami at home on <i>Sunday Night Football</i> in 2022, holding the Dolphins to 219 total net yards, the fewest allowed in the series by a Chargers defense in over 50 years.</p>
 <p><b>ALL-TIME:</b> 18-10-0  <b>HOME:</b> 6-6-0  <b>AWAY:</b> 12-4-0  <b>LAST:</b> W, 20-3 — 2022 at Colts</p>	<p><b>OVERALL:</b> 5-1-0  <b>HOME:</b> 4-0-0  <b>AWAY:</b> 1-1-0  <b>STANDING:</b> 1st AFC South</p>	<p>In Week 7, Los Angeles hosts the Indianapolis Colts for the first time since 2019. The Chargers have an all-time record of 20-11 against the Colts, including the postseason. The Bolts have won six of the last eight matchups, including three of the last four at home.</p>
 <p><b>ALL-TIME:</b> 7-8-0  <b>HOME:</b> 3-3-0  <b>AWAY:</b> 4-5-0  <b>LAST:</b> W, 28-24 — 2023 at Vikings</p>	<p><b>OVERALL:</b> 3-2-0  <b>HOME:</b> 1-1-0  <b>AWAY:</b> 2-1-0  <b>STANDING:</b> 3rd NFC North</p>	<p>The Chargers face the Vikings in for the 16th meeting all-time, with the winning team scoring at least 24 points in all but two of the previous 15 matchups. Los Angeles won the 2023 bout in Minnesota, 28-24, with Justin Herbert setting the all-time NFL record for single-game completion percentage with at least 45 attempts (85.1 pct.).</p>
 <p><b>ALL-TIME:</b> 29-16-1  <b>HOME:</b> 20-3-1  <b>AWAY:</b> 9-13-0  <b>LAST:</b> W, 27-17 — 2024 vs. Titans</p>	<p><b>OVERALL:</b> 1-5-0  <b>HOME:</b> 0-2-0  <b>AWAY:</b> 1-3-0  <b>STANDING:</b> 4th AFC South</p>	<p>The Chargers are 29-16-1 (0.644) against the former AFL West rival. Los Angeles have won 12 of the past 15 games overall, with each of the last three road games being separated by just three points. The Bolts beat the Titans in 2024 after posting seven sacks on the day.</p>
 <p><b>ALL-TIME:</b> 9-24-0  <b>HOME:</b> 7-9-0  <b>AWAY:</b> 2-15-0  <b>LAST:</b> L, 20-10 — 2024 at Steelers</p>	<p><b>OVERALL:</b> 4-1-0  <b>HOME:</b> 2-1-0  <b>AWAY:</b> 2-0-0  <b>STANDING:</b> 1st AFC North</p>	<p>The Chargers play Pittsburgh for the 34th matchup in history, boasting a 4-2 record on Sunday Night Football in the series. Four of the last five games have been decided by seven or fewer points, including the 2021 <i>Sunday Night Football</i> come-from-behind victory at home.</p>
 <p><b>ALL-TIME:</b> 9-4-0  <b>HOME:</b> 5-1-0  <b>AWAY:</b> 4-3-0  <b>LAST:</b> L, 38-10 — 2022 vs. Jaguars</p>	<p><b>OVERALL:</b> 4-2-0  <b>HOME:</b> 3-1-0  <b>AWAY:</b> 1-1-0  <b>STANDING:</b> 2nd AFC South</p>	<p>The Week 11 matchup marks the 14th regular-season meeting between the teams. The Bolts have won nine of the 13 previous matchups, including four of the last five road games. Los Angeles won the 2019 matchup in Jacksonville, 45-10, by recording 27 first downs and totaling 525 total net yards.</p>
 <p><b>ALL-TIME:</b> 8-5-0  <b>HOME:</b> 5-2-0  <b>AWAY:</b> 3-3-0  <b>LAST:</b> W, 27-24 — 2021 at Eagles</p>	<p><b>OVERALL:</b> 4-2-0  <b>HOME:</b> 2-1-0  <b>AWAY:</b> 2-1-0  <b>STANDING:</b> 1st NFC East</p>	<p>With an all-time record of 8-5 (.615) against the Eagles, the Chargers host Philadelphia having won three of the last four contests in the series. The Chargers hold a 7-1 mark all-time against the Eagles when scoring at least 20 points.</p>
 <p><b>ALL-TIME:</b> 5-8-0  <b>HOME:</b> 2-6-0  <b>AWAY:</b> 3-2-0  <b>LAST:</b> L, 20-17 — 2023 vs. Cowboys</p>	<p><b>OVERALL:</b> 2-3-1  <b>HOME:</b> 1-0-1  <b>AWAY:</b> 1-3-0  <b>STANDING:</b> 3rd NFC East</p>	<p>Los Angeles head to Dallas to play the Cowboys for the first time in the regular season since 2017. The Bolts have won four of the last seven games against Dallas, including a 22-point victory in Dallas on Thanksgiving in 2017.</p>
 <p><b>ALL-TIME:</b> 6-3-0  <b>HOME:</b> 2-2-0  <b>AWAY:</b> 4-1-0  <b>LAST:</b> W, 34-24 — 2022 at Texans</p>	<p><b>OVERALL:</b> 2-3-0  <b>HOME:</b> 1-1-0  <b>AWAY:</b> 1-2-0  <b>STANDING:</b> 3rd AFC South</p>	<p>The Chargers host the Texans for the first time since 2019 sporting a 6-3 record all-time in the regular season against Houston. The Bolts have eclipsed 20 points in each of those regular-season contests against the Texans.</p>

# CHARGERS-COLTS SERIES HISTORY

## SERIES BREAKDOWN

<b>All-Time Series Record</b> . . . . .	20-11 (.645)
<b>Regular Season Series Record</b> . . . . .	18-10 (.643)
<b>Chargers All-Time vs. Colts</b> . . . . .	7-7 (.500)
<b>Current Streak</b> . . . . .	W, Two (2) games
<b>Last Meeting</b> . . . . .	Dec. 26, 2022 – W, 20-3
<b>Longest Chargers Win Streak</b> . . . . .	Five (5) games (1981-87)
<b>Longest Colts Win Streak</b> . . . . .	Three (3) games (Last: 1998-2004)
<b>Head Coach Jim Harbaugh vs. Colts</b> . . . . .	0-1 (.000)
<b>Harbaugh All-Time vs. Colts*</b> . . . . .	2-2 (.500)
<b>Most Career GP vs. Colts</b> . . . . .	OLB Bud Dupree (8)

\*Including years as player

## TEAM SUPERLATIVES AGAINST COLTS

<b>Most Points Scored</b> . . . . .	44 – Dec. 26, 1982 vs. Bal.
<b>Fewest Points Allowed</b> . . . . .	0 – Last: Nov. 29, 1993 at Ind.
<b>Average Points Scored</b> . . . . .	22.8
<b>Average Points Allowed</b> . . . . .	17.0
<b>Most Points (Combined)</b> . . . . .	70 – Dec. 26, 1982 vs. Bal.
<b>Fewest Points (Combined)</b> . . . . .	16 – Last: Oct. 23, 1988 vs. Ind.
<b>Largest Margin of Victory</b> . . . . .	31 – Nov. 29, 1993 at Ind.
<b>Most Total Net Yards</b> . . . . .	507 – Dec. 26, 1982 vs. Bal.
<b>Fewest Total Net Yards Allowed</b> . . . . .	99 – Nov. 1, 1992 vs. Ind.
<b>Most First Downs</b> . . . . .	31 – Nov. 29, 1993 at Ind.
<b>Fewest First Downs Allowed</b> . . . . .	8 – Nov. 1, 1992 vs. Ind.
<b>Most Net Passing Yards</b> . . . . .	338 – Dec. 26, 1982 vs. Bal.
<b>Fewest Net Passing Yards Allowed</b> . . . . .	69 – Nov. 1, 1992 vs. Ind.
<b>Most Rushing Yards</b> . . . . .	247 – Nov. 29, 1993 at Ind.
<b>Fewest Rushing Yards Allowed</b> . . . . .	24 – Last: Nov. 28, 2010 at Ind.
<b>Most Takeaways</b> . . . . .	6 – Nov. 11, 2007 vs. Ind.
<b>Fewest Giveaways</b> . . . . .	0 – Last: Oct. 13, 2013 vs. Ind.

## MOST RECENT SINGLE-GAME HIGHS

Category	Date	Opp./Loc.	Player	No.
<b>Completions</b>	Nov. 4, 1984	at Ind.	D.Fouts	27
<b>Comp. Pct.*</b>	Nov. 28, 2010	at Ind.	P.Rivers	82.6
<b>Passing Yards</b>	Sept. 8, 2019	vs. Ind.	P.Rivers	333
<b>Passing TDs</b>	Dec. 26, 1982	vs. Bal.	D.Fouts	5
<b>Passer Rating*</b>	Nov. 23, 2008	vs. Ind.	P.Rivers	126.8
<b>Rushing Yards</b>	Oct. 26, 1997	vs. Ind.	G.Brown	169
<b>Rushing TDs</b>	Dec. 26, 2022	at Ind.	A.Ekeler	2
<b>Receptions</b>	Dec. 26, 2022	at Ind.	K.Allen	11
<b>Receiving Yards</b>	Dec. 17, 1995	at Ind.	T.Martin	168
<b>Receiving TDs</b>	Dec. 26, 1982	vs. Bal.	K.Winslow	3
<b>Scrim. Yards</b>	Oct. 26, 1997	vs. Ind.	G.Brown	184
<b>Scrim. TDs</b>	Sept. 8, 2019	vs. Ind.	A.Ekeler	3
<b>Tackles</b>	Sept. 8, 2019	vs. Ind.	T.Davis	14
<b>Sacks</b>	Dec. 26, 2004	at Ind.	S.Foley	3.0
<b>Interceptions</b>	Nov. 11, 2007	vs. Ind.	A.Cromartie	3
<b>FGs Made</b>	Nov. 28, 2010	at Ind.	N.Kaeding	5
<b>Net Punt Avg.**</b>	Nov. 1, 1992	vs. Ind.	J.Kidd	52.7

\*Min. 20 Pass Attempts

\*\*Min. Three (3) Punts

## ALL-TIME GAMES AGAINST COLTS

Date	Opponent	Result	Venue
Sept. 20, 1970 . . . . .	vs. Baltimore . . . . .	L, 16-14 . . . . .	San Diego Stadium
Oct. 8, 1972 . . . . .	at Baltimore . . . . .	W, 23-20 . . . . .	Memorial Stadium
Nov. 7, 1976 . . . . .	vs. Baltimore . . . . .	L, 37-21 . . . . .	San Diego Stadium
Oct. 18, 1981 . . . . .	at Baltimore . . . . .	W, 43-14 . . . . .	Memorial Stadium
Dec. 26, 1982 . . . . .	vs. Baltimore . . . . .	W, 44-26 . . . . .	Jack Murphy Stadium
Nov. 4, 1984 . . . . .	at Indianapolis . . . . .	W, 38-10 . . . . .	Hoosier Dome
Nov. 30, 1986 . . . . .	at Indianapolis . . . . .	W, 17-3 . . . . .	Hoosier Dome
Nov. 8, 1987 . . . . .	at Indianapolis . . . . .	W, 16-13 . . . . .	Hoosier Dome
Dec. 20, 1987 . . . . .	vs. Indianapolis . . . . .	L, 20-7 . . . . .	Jack Murphy Stadium
Oct. 23, 1988 . . . . .	vs. Indianapolis . . . . .	L, 16-0 . . . . .	Jack Murphy Stadium
Nov. 26, 1989 . . . . .	at Indianapolis . . . . .	L, 10-6 . . . . .	Hoosier Dome
Oct. 18, 1992 . . . . .	at Indianapolis . . . . .	W, 34-14 . . . . .	Hoosier Dome
Nov. 1, 1992 . . . . .	vs. Indianapolis . . . . .	W, 26-0 . . . . .	Jack Murphy Stadium
Nov. 29, 1993 . . . . .	at Indianapolis . . . . .	W, 31-0 . . . . .	Hoosier Dome
Dec. 17, 1995 . . . . .	at Indianapolis . . . . .	W, 27-24 . . . . .	RCA Dome
Dec. 31, 1995 . . . . .	vs. Indianapolis* . . . . .	L, 35-20 . . . . .	Jack Murphy Stadium
Nov. 3, 1996 . . . . .	at Indianapolis . . . . .	W, 26-19 . . . . .	RCA Dome
Oct. 26, 1997 . . . . .	vs. Indianapolis . . . . .	W, 35-19 . . . . .	Qualcomm Stadium
Oct. 4, 1998 . . . . .	at Indianapolis . . . . .	L, 17-12 . . . . .	RCA Dome
Sept. 26, 1999 . . . . .	vs. Indianapolis . . . . .	L, 27-19 . . . . .	Qualcomm Stadium
Dec. 26, 2004 . . . . .	at Indianapolis . . . . .	L, 34-31 (OT) . . . . .	RCA Dome
Dec. 18, 2005 . . . . .	at Indianapolis . . . . .	W, 26-17 . . . . .	RCA Dome
Nov. 11, 2007 . . . . .	vs. Indianapolis . . . . .	W, 23-21 . . . . .	Qualcomm Stadium
Jan. 13, 2008 . . . . .	at Indianapolis** . . . . .	W, 28-24 . . . . .	RCA Dome
Nov. 23, 2008 . . . . .	vs. Indianapolis . . . . .	L, 23-20 . . . . .	Qualcomm Stadium
Jan. 3, 2009 . . . . .	vs. Indianapolis* . . . . .	W, 23-17 (OT) . . . . .	Qualcomm Stadium
Nov. 28, 2010 . . . . .	at Indianapolis . . . . .	W, 36-14 . . . . .	Lucas Oil Stadium
Oct. 14, 2013 . . . . .	vs. Indianapolis . . . . .	W, 19-9 . . . . .	Qualcomm Stadium
Sept. 25, 2016 . . . . .	at Indianapolis . . . . .	L, 26-22 . . . . .	Lucas Oil Stadium
Sept. 8, 2019 . . . . .	vs. Indianapolis . . . . .	W, 30-24 (OT) . . . . .	Dignity Health Sports Park
Dec. 26, 2022 . . . . .	at Indianapolis . . . . .	W, 20-3 . . . . .	Lucas Oil Stadium

**Known as Baltimore Colts (1960-83)**

\*AFC Wild Card

\*\*AFC Divisional

# THE MATCHUP

## AT THE HELM



### JIM HARBAUGH

#### Chargers Head Coach

Overall Record:	64-31-1 (.672)
Reg. Season Record:	59-27-1 (.684)
Postseason Record:	13-9-0 (.591)
Record vs. IND:	0-1 (1.000)
Home Record:	30-12-1 (.709)

Hometown:	Toledo, Oh.
College:	Michigan — '87

The Los Angeles Chargers hired Jim Harbaugh as the 19th head coach in franchise history, returning the former Bolts quarterback from the 1999 and 2000 seasons to Southern California. Harbaugh posted a 144-52 record as a collegiate head coach and has a 64-31-1 record as an NFL head coach. As head coach, Harbaugh led the Michigan Wolverines to a National Championship, while previously coaching the San Francisco 49ers to three-straight NFC Championship Games, including an appearance in Super Bowl XLVII.

In five seasons as an NFL head coach, Harbaugh has coached 21 players to a combined 34 Pro Bowl appearances. Among coaches with at least 60 games coached, his .685 winning percentage in the regular season (55-25-1 record) is the eighth-best in NFL history. Harbaugh's teams have allowed just 17.5 points per game in those five seasons, the fifth-best mark for any NFL head coach with at least 75 games coached since the 1970 NFL-AFL Merger.

Harbaugh played quarterback at the University of Michigan, finishing his career as one of the most efficient passers in college football history. He posted a 21-3-1 record as a starter for the Wolverines, earning first-team All-American honors and finishing third in voting for the Heisman Trophy in 1986. Harbaugh paced the nation in 1985 in passing efficiency rating, while his career passing efficiency rating ranked as the best in NCAA history for more than 12 years following his time at Michigan.

A native of Toledo, Ohio, Harbaugh and his wife, Sarah, have two daughters — Addison and Katherine — and two sons — Jack and John. He also has three adult children — Jay, James Jr., and Grace. Harbaugh's son, Jay, is the special teams coordinator for the Seattle Seahawks. He is also the younger brother of Baltimore Ravens Head Coach John Harbaugh, and the two are sons of Jack and Jackie Harbaugh.



### SHANE STEICHEN

#### Colts Head Coach

Overall Record:	22-18-0 (.550)
Reg. Season Record:	22-18-0 (.550)
Postseason Record:	0-0 (.000)
Record vs. LAC:	0-0 (.000)
Road Record:	9-10 (.474)

Hometown:	Sacramento, Calif.
College:	UNLV — '06

Shane Steichen was hired as head coach of the Indianapolis Colts on February 14, 2023. He has 18 years of coaching experience, including the last 14 seasons in the NFL.

In 2024, Steichen led the team to an 8-9 finish. The Colts finished in the top 10 in rushing yards per game (137.1 - eighth) for the second consecutive season. The team also ranked eighth in the NFL in total rushing yards (2,331). Indianapolis had three players earn Pro Bowl accolades, including linebacker Zaire Franklin (first selection), guard Quenton Nelson (seventh selection) and running back Jonathan Taylor (second selection). Franklin and Nelson also earned Associated Press Second Team All-Pro honors.

Steichen served as the offensive coordinator of the Philadelphia Eagles from 2021-22 and helped the team reach Super Bowl LVII in 2022. During his two seasons as offensive coordinator, Steichen coordinated an offense that ranked first in the NFL in rushing yards per game (153.6), rushing yards (5,224) and rushing touchdowns (57) over that time frame. Philadelphia also ranked tied for first in fewest interceptions (19) and third in fourth down conversion percentage (58.92 percent).

Prior to Philadelphia, Steichen spent seven seasons (2014-20) with the Los Angeles/San Diego Chargers where he served as offensive coordinator (2020), interim offensive coordinator (2019), quarterbacks coach (2016-19) and offensive quality control/wide receivers (2014-15). The Chargers offense finished in the top 10 in passing yards per game in each of his seven years on the offensive staff, including the league's best in 2017.

A native of Sacramento, Calif., Steichen earned his degree in journalism and media studies from UNLV. He attended Oak Ridge High School in El Dorado Hills, Calif., Steichen and his wife, Nina, have a son, Hudson, and a daughter, Stella. Steichen's older brother, Sean, was a punter at Boise State.

## 2025 REGULAR SEASON TEAM RANKINGS



**4-2**  
**1st (AFC West)**

**5-1**  
**1st (AFC South)**

### OFFENSE (NFL RANK)

21.2 (23rd)	Points Per Game	32.3 (1st)
360.7 (7th)	Net Yds. Per Game	376.8 (4th)
120.7 (13th)	Net Rushing Yds. Per Game	131.8 (6th)
240.0 (9th)	Net Passing Yds. Per Game	245.0 (5th)
5.66 (13th)	Scrimmage Yds. Per Play	6.26 (2nd)
4/93	Opp. Interceptions/Return Yds.	3/9
18/97	Sacks Allowed/Yds.	5/41
8/4	Fumbles/Lost	3/1
45.24% (5th)	Third Down Pct.	46.97% (2nd)
35.00% (32nd)	Red Zone TD Pct.	65.52% (10th)
31:45 (6th)	Time of Possession Avg.	30:23 (17th)
8 (T-20th)	Giveaways	4 (T-7th)

### DEFENSE (NFL RANK)

20.8 (13th)	Points Per Game	19.3 (4th)
301.7 (7th)	Net Yds. Per Game	329.2 (19th)
124.2 (21st)	Net Rushing Yds. Per Game	96.3 (12th)
177.5 (6th)	Net Passing Yds. Per Game	232.8 (22nd)
5.16 (9th)	Scrimmage Yds. Per Play	5.34 (15th)
6/31	Interceptions/Return Yds.	7/93
16/89	Sacks/Yds.	16/97
5/1	Opp. Fumbles/Lost	2/2
38.46% (13th)	Third Down Pct.	47.95% (T-30th)
42.86% (2nd)	Red Zone TD Pct.	57.89% (15th)
7 (T-10th)	Takeaways	9 (T-5th)

**-1 (T-15th) TURNOVER MARGIN 5 (5th)**

### SPECIAL TEAMS (NFL RANK)

49.8 (7th)	Punts-Avg. Yds. (Gross)	52.1 (3rd)
43.5 (8th)	Punts-Avg. Yds. (Net)	48.1 (1st)
9.3 (23rd)	Punt Returns-Avg. Per.	7.0 (28th)
12.5 (24th)	Punt Returns-Avg. Per Allowed.	6.7 (6th)
25.7 (13th)	Kickoff Returns-Avg. Per	27.2 (5th)
28.1 (28th)	Kickoff Returns-Avg. Per Allowed.	25.5 (13th)
14/14 (T-1st)	Field Goals Made/Attempted.	14/15 (6th)

### PENALTIES (NFL RANK)

46/344 (24th) Penalties Against/Yds. ... 44/341 (T-20th)

# THE MATCHUP

## WITHIN STRIKING DISTANCE

### WR Keenan Allen

- Needs 19 receptions to reach 956 with the Chargers, surpassing Hall of Fame TE Antonio Gates for the most receptions in franchise history.
- Needs 154 receiving yards to join Hall of Fame TE Antonio Gates as the only Chargers in history with 11,000 receiving yards with the team.
- Needs a touchdown catch to reach 70 for his career.

### WR Derius Davis

- Needs four punt returns to reach 50 for his career, becoming eligible for the team record books with the highest punt return average in franchise history.

### K Cameron Dicker

- Needs seven more made field goals to reach 110 in his Chargers career, tying Nick Novak for the fourth-most made field goals in franchise history.

### LB Troy Dye

- Needs 14 total defensive tackles to reach 53 on the season and set a single-season career high.

### T Bobby Hart

- Sunday would mark career game played No. 100.

### QB Justin Herbert

- Needs three completions to reach 2,094 for his career and pass QB Matt Ryan for the third-most by any player through the first six seasons of a career in NFL history.
- Needs 300 passing yards to have the 30th performance of 300-plus yards in his career, becoming the fourth player to do so in the first six seasons of a career (joining QB Patrick Mahomes and Hall of Fame QBs Dan Marino and Kurt Warner).
- Needs one rushing touchdown and one passing touchdown to tie Hall of Fame QB John Hadl for the most such performances in Chargers history (12 games).

### CB Donte Jackson

- Needs three passes defended to reach 60 for his career.

### S Derwin James Jr.

- Needs a half sack to register his fifth-straight season with at least two sacks and an interception. It would tie for the fifth-longest streak of seasons with two-plus sacks and at least one interception by any player since sacks became an official stat in 1982.
  - It would join LB Roquan Smith (2018-22) and S Rodney Harrison (2000-04) as the only five-year streaks since the turn of the century.
- Needs 1.5 sacks to be the sixth NFL player and first defensive back since at least 2000 to have 600 tackles, 20.0 sacks and 10 interceptions within their first eight pro seasons.
- Needs three sacks to reach 21.5 for his career, which would tie Jamal Adams for the most sacks by a defensive back through the first eight seasons of a career.
  - Would also tie Adams for the most sacks by a defensive back through the first 100 games of a career.
  - Would also tie Adams for the most sacks by a defensive back before turning 30 years old.

### WR Ladd McConkey

- Needs two receptions to reach 112 for his career, surpassing WR Anthony Miller for the fifth-most by any Charger through the first two seasons of their career.

### OLB Tuli Tuipulotu

- Needs four sacks to reach 9.0 on the season and set a single-season career high

## 2025 INDIVIDUAL LEADERS



4-2

1st (AFC West)

5-1

1st (AFC South)

### PASSING YARDS

Herbert .....1,493      Jones.....1,502

### RUSHING YARDS

Hampton..... 314      Taylor .....603  
 Herbert ..... 155      Jones..... 76  
 Vidal..... 142      Giddens..... 66

### RECEIVING YARDS

Johnston..... 377      Warren .....370  
 Allen..... 316      Pittman.....293  
 McConkey..... 313      Pierce ..... 219  
 Gadsden ..... 144      Downs..... 217

### POINTS SCORED

Dicker ..... 53      Shrader..... 53  
 Johnston..... 24      Taylor .....50  
 Allen..... 18      Jones/Pittman..... 24

### INTERCEPTIONS

Jefferson..... 2      Blackmon..... 2  
 James Jr.....1      Bynum..... 2  
 Three Others.....1      Latu..... 2

### SACKS

Tuipulotu..... 5.0      Lewis ..... 3.0  
 Henley ..... 2.0      Paye ..... 3.0  
 Eboigbe..... 2.0      Ebukam ..... 2.0

### TACKLES (SOLO)

Henley .....46 (25)      Cross.....47 (27)  
 James Jr. ....42 (24)      Franklin..... 37 (19)  
 Dye..... 39 (19)      Buckner.....31 (18)  
 Still.....25 (20)      Blackmon .....29 (22)

### KICKOFF RETURNS (AVG.)

Lambert-Smith..... 7 (24.3)      Gould..... 14 (27.1)

### PUNT RETURNS (AVG.); FC

Still..... 5 (7.2); 0      Gould..... 5 (7.0); 4

### FIELD GOALS

Dicker ..... 14/14 (100.0%)      Shrader..... 13/14 (92.9%)


### PUNTS (GROSS/NET AVG.)


Scott .....19 (49.8/43.5)      Sanchez.....10 (52.1/48.1)


\*Player no longer with team.

# CHARGERS-COLTS CONNECTIONS


## COLLEGE CONNECTIONS

	LAC	<u>Jim Harbaugh</u>	2015-23
	LAC	<u>Jim Harbaugh (QB)</u>	1982-86
	LAC	<u>CB Benjamin St-Juste</u>	2017
	LAC	<u>RB Hassan Haskins</u>	2018-21
	LAC	<u>Ben Herbert</u>	2018-23
	LAC	<u>Ben Rabe</u>	2019-23
	IND	<u>DE Kwity Paye</u>	2017-20
	IND	<u>Joe Hastings</u>	2015-17


	LAC	<u>CB Cam Hart</u>	2019-23
	LAC	<u>T Joe Alt</u>	2021-23
	LAC	<u>Mike Elston</u>	2010-21
	LAC	<u>Mike Hiestand</u>	2014-15
	IND	<u>G Quenton Nelson</u>	2014-16
	IND	<u>QB Riley Leonard</u>	2021-24
	IND	<u>Brian Mason</u>	2022


	LAC	<u>WR Keandre Lambert Smith</u>	2020-23
	LAC	<u>LB Odafe Oweh</u>	2018-20
	IND	<u>TE Tyler Warren</u>	2020-23


	LAC	<u>CB Tarheeb Still</u>	2020-23
	IND	<u>S Nick Cross</u>	2019-21

	LAC	<u>WR Ladd McConkey</u>	2020-23
	LAC	<u>OL Jamaree Salyer</u>	2018-21
	LAC	<u>Robert Muschamp</u>	2021-22
	IND	<u>WR Adonai Mitchell</u>	2021-22

	LAC	<u>Ben Herbert</u>	2013-17
	IND	<u>Charlie Partridge</u>	2013

	LAC	<u>Ben Herbert</u>	2002-12
	LAC	<u>Devin Woodhouse</u>	2021-22
	IND	<u>Charlie Partridge</u>	2008-12
	IND	<u>TJ Ingels</u>	2015-22


	LAC	<u>WR Tre Harris</u>	2023-24
	IND	<u>S Trey Washington</u>	2021-24

	LAC	<u>Chris Gould</u>	2013-14
	IND	<u>LB Zaire Franklin</u>	2014-17
	IND	<u>DeAndre Smith</u>	2013-15

	IND	<u>Mikey Blazejowski</u>	2020
	LAC	<u>CB Benjamin St-Juste</u>	2019-20

	LAC	<u>Dylan Roney</u>	2020
	IND	<u>Brent Jackson</u>	2019-20

	LAC	<u>Steve Clinkscale</u>	2009-11
	IND	<u>Tom Manning</u>	2009-10, 2012-15

	LAC	<u>Robert Muschamp</u>	2015-18
	IND	<u>T Braden Smith</u>	2014-17

	LAC	<u>Adam Fuller</u>	2013-18
	IND	<u>G Dalton Tucker</u>	2018-22

Underlined indicates coaching or administrative roles.

## NOTEWORTHY BONDS

Chargers Head Coach **Jim Harbaugh** spent four seasons (1994-97) playing quarterback in Indianapolis tallying 746 completions on 1,230 passing attempts, 8,705 yards and 49 touchdowns and 175 rushes for 856 yards and three touchdowns on the ground. Harbaugh ended up taking the Colts as far as the 1995 AFC Championship Game where they played the Steelers.

Los Angeles Head Coach **Jim Harbaugh** along with select members of his current team including **CB Benjamin St-Juste** (2017), **RB Hassan Haskins** (2018-21), **Director of Player Performance Ben Herbert** (2018-23), and **Director of Performance Analytics Ben Rabe** will be seeing familiar faces in fellow Michigan alumni, Colts **DE Kwity Paye** (2017-20), **Strength and Conditioning Assistant/Performance Therapist Sam Khym** (2015-17) and **Sr. Assistant Special Teams Coach Joe Hastings** (2015-17).

Chargers Passing Game Coordinator **Marcus Brady** held many positions in the Colts organization during the 2018-22 seasons. In 2018, Brady joined the team as the assistant quarterbacks coach before being promoted to quarterbacks coach the following year where he spent two seasons in the role (2019-20). During his final two seasons with the club, Brady served as Indianapolis' offensive coordinator.

Bolts' Wide Receivers Coach **Sanjay Lal** spent the 2017 season as the wide receivers coach in Indianapolis helping **WR T.Y. Hilton** earn his fourth Pro Bowl selection, the last of his career.

Chargers Linebackers Coach **NaVorro Bowman** and Colts **DT DeForest Buckner** shared the field for two seasons (2016-17) in San Francisco as part of the 49ers defensive front seven.

Colts Head Coach **Shane Steichen** began his NFL career as a defensive assistant with the Chargers (2011-12). After spending the 2013 season in Cleveland, Steichen returned to the Chargers as the Offensive Quality Control/Wide Receivers Coach. Steichen filled many roles for the Chargers over the seven seasons he spent with the team. The Bolts offense finished in the top 10 in passing yards per game in each of his seven years on the offensive staff, including the league's best in 2017.

Indianapolis Assistant Offensive Line Coach **Chris Watt**, another member of the Colts staff to trace origins back to the Chargers, was drafted in the third round of the 2014 NFL Draft by the then San Diego Chargers. He played two seasons for the team.

Many members of the Colts will be returning to familiar turf with **Director of Sports Performance Mike Minnis**, **WR Michael Pittman Jr.** and **CB Mekhi Blackmon** having spent time in the SoCal area at USC. Colts **DE Laiatu Latu** will also be making a return having attended UCLA.

Chargers Executive Director of Player Performance **Ben Herbert** will be reuniting with Colts Defensive Line Coach **Charlie Partridge**. The two spent a combined six seasons together across two coaching staffs, Wisconsin and Arkansas.

Chargers **LB Odafe Oweh** (2018-20) and **WR KeAndre Lambert-Smith** (2020-23) spent time with Indianapolis **TE Tyler Warren** (2020-23). Lambert-Smith and Warren helped lead the offense to a 35-21 win in the 2022 Rose Bowl.

Chargers **CB Tarheeb Still** (2020-23) and Colts **S Nick Cross** (2019-21) spent time together as members of the Maryland Terrapins' defensive backfield.

## PRO CONNECTIONS

*Linebackers Coach NaVorro Bowman* (2010-17)  
**QB Trey Lance** (2021-23)  
**S Tony Jefferson** (2021)



**DT DeForest Buckner** (2016-19)  
**DE Samson Ebukam** (2021-22)  
**CB Charvarius Ward** (2022-24)

Special Teams Coord. **Ryan Ficken** (2006-21)  
**Tyler Conklin** (2018-21)  
**Troy Dye** (2020-23)



**S Camryn Bynum** (2021-24)  
**CB Mekhi Blackmon** (2023)

Run-Game Coord./TEs **Andy Bischoff** (2022-23)  
**S Tony Jefferson** (2022)



**QB Daniel Jones** (2019-24)

*Italicized* indicates coaches who were players at the time.

# JOE HORTIZ

## PLAYER OF THE WEEK HONORS

One of the NFL's top talent evaluators for the last quarter century, **Joe Hortiz** brought his shrewd eye for talent and roster construction to the Chargers in his first season as General Manager — as the Bolts featured a pair of players acquired or extended by Hortiz that earned AFC Player of the Week recognition.

In his first draft as GM, Hortiz selected **CB Tarheeb Still** in the fifth round. The Maryland product turned in a breakout performance in Los Angeles' Week 13 victory over Atlanta, becoming the first Chargers rookie to win AFC Defensive Player of the Week since 2007. He led all NFL players in Week 13 with two interceptions, including one that he returned 61 yards for a touchdown that proved to be the winning score.

Hortiz extended **K Cameron Dicker** right before the 2024 season, locking in the most accurate kicker in NFL history for the Bolts for the foreseeable future. Dicker capped his 2024 campaign with back-to-back AFC Special Teams Player of the Week awards in Weeks 17 and 18. He was the only player in 2024 to win any Player of the Week honor in back-to-back weeks. Over those two games, Dicker led all NFL players with 30 points scored and eight field goals made.

### CHARGERS TO WIN AFC PLAYER OF THE WEEK, ACQUIRED OR EXTENDED SINCE 2024

Season	Player	Phase	Week
2024	CB Tarheeb Still	Defense	Week 13 at Atl.
	K Cameron Dicker	Special Teams	Week 17 at N.E.
	K Cameron Dicker	Special Teams	Week 18 at L.V.



## PFWA SUPERLATIVES

Joe Hortiz made his first draft choice as a general manager with the No. 5 overall pick of the 2024 NFL Draft, selecting **T Joe Alt**. Alt turned in a stellar rookie campaign, becoming one of the top tackles in the AFC, earning All-Rookie recognition from the *Professional Football Writers of America*.

Below is a look at Hortiz's draft picks that have been recognized by the *PFWA* as All-NFL, All-AFC or All-Rookie:

### CHARGERS DRAFT PICK SUPERLATIVES FROM PFWA WHILE WITH TEAM, SINCE 2024

Drafted	Player	All-NFL	All-AFC	All-Rookie
2024	T Joe Alt	0	0	1

# JIM HARBAUGH

## A PROVEN WINNER

Fresh off coaching his alma mater, the University of Michigan, to a 15-0 season and CFP National Championship in 2023, **Jim Harbaugh** continued his culture of winning with the Bolts, leading the Chargers to an 11-6 record in his first season as head coach. He began his second season with a 3-0 record in the first three weeks, with all three wins coming against AFC West foes. Harbaugh now has six consecutive victories on Kickoff Weekend, the longest winning streak on Kickoff Weekend among active NFL head coaches.

He has a 59-27-1 record (.684 pct.) as an NFL head coach, the eighth-best winning percentage in history among NFL head coaches with at least 60 games coached.

### HEAD COACH WINNING PCT., REGULAR SEASON, MIN. 60 GAMES COACHED, NFL HISTORY

Rk.	Teams	Coach	W	L	T	Pct.
1.	Four Teams*	Guy Chamberlin	58	16	7	.784
2.	Oak.	John Madden	103	32	7	.759
3.	G.B./Was.	Vince Lombardi	96	34	6	.738
4.	Was.	Ray Flaherty	54	21	3	.720
5.	Phi.	Nick Sirianni	52	22	0	.703
6.	LAR/Was.	George Allen	116	47	5	.712
7.	Cle.	Blanton Collier	76	34	2	.691
<b>8.</b>	<b>S.F./LAC</b>	<b>Jim Harbaugh</b>	<b>59</b>	<b>27</b>	<b>1</b>	<b>.684</b>
9.	Three Teams**	George Halas	318	148	31	.682
10.	BalC***/Mia.	Don Shula	328	156	6	.677

\*Canton Bulldogs/Cleveland Bulldogs/  
Frankford Yellow Jackets/Chicago Cardinals  
\*\*Decatur Staleys/Chicago Staleys/Chicago Bears  
\*\*\*Baltimore Colts

Over his NFL coaching career, Harbaugh's teams have allowed just 17.7 points per game, the seventh-best rate for any head coach with at least 80 games coached since the 1970 NFL-AFL Merger.

### POINTS ALLOWED PER GAME, HEAD COACHES, REGULAR SEASON, MIN. 80 GAMES COACHED, NFL, SINCE 1970

Rank	Team/s	Coach	Points Allowed/Game
1.	LAR/Was.	George Allen	15.1
2.	Min.	Bud Grant	17.1
3.	Bal.	Brian Billick	17.3
4.	Oak.	John Madden	17.4
5.	Pit.	Bill Cowher	17.6
6.	Cin.	Paul Brown	17.7
<b>7.</b>	<b>S.F./LAC</b>	<b>Jim Harbaugh</b>	<b>17.7</b>
8.	Pit.	Chuck Noll	17.8
9.	S.F./Car.	George Seifert	18.0
10.	Mia.	Don Shula	18.1



## COACHING AT AN ALL-STAR LEVEL

**Jim Harbaugh**, one of the top motivators in football, is known for being able to get the very best out of his players. His motivational skills are evident in the number of all-stars he has coached, as Harbaugh has now coached 21 different players to be named to a combined 34 Pro Bowl selections.

### PRO BOWLERS COACHED BY JIM HARBAUGH

Season	Team	Harbaugh Position	Pro Bowlers
<b>2011</b>	<b>San Francisco</b>	<b>Head Coach</b>	<b>9</b>
			<i>K David Akers, S Dashon Goldson, RB Frank Gore, LS Brian Jennings, P Andy Lee, CB Carlos Rogers, DT Justin Smith, T Joe Staley, LB Patrick Willis</i>
<b>2012</b>	<b>San Francisco</b>	<b>Head Coach</b>	<b>9</b>
			<i>LB NaVorro Bowman, S Dashon Goldson, RB Frank Gore, G Mike Iupati, OLB Aldon Smith, DT Justin Smith, T Joe Staley, S Donte Whitner, LB Patrick Willis</i>
<b>2013</b>	<b>San Francisco</b>	<b>Head Coach</b>	<b>9</b>
			<i>LB NaVorro Bowman, LB Ahmad Brooks, TE Vernon Davis, RB Frank Gore, G Mike Iupati, S Eric Reid, DT Justin Smith, T Joe Staley, LB Patrick Willis</i>
<b>2014</b>	<b>San Francisco</b>	<b>Head Coach</b>	<b>3</b>
			<i>S Antoine Bethea, G Mike Iupati, T Joe Staley</i>
<b>2024</b>	<b>L.A. Chargers</b>	<b>Head Coach</b>	<b>4</b>
			<i>OLB Joey Bosa, S Derwin James Jr., OLB Khalil Mack, T Rashawn Slater</i>
<b>Totals</b>	<b>21 Players</b>		<b>34 Pro Bowls</b>

## FAST 50

In 2024, **Jim Harbaugh** reached his 50th career win as an NFL head coach. He reached that mark in his 73rd game, tied as the fourth-fastest coach to do so in the last 30 years.

### FEWEST GAMES TO 50 WINS, NFL HEAD COACHES, SINCE 1995

Rank	Team/s	Coach	Games
1.	Atl.	Mike Smith	71
2.	Bal.	John Harbaugh	72
	LAR	Sean McVay	72
<b>4.</b>	<b>S.F./LAC</b>	<b>Jim Harbaugh</b>	<b>73</b>
	Pit.	Bill Cowher	73

## ASSISTANT COACHES



### RYAN FICKEN

**SPECIAL TEAMS COORDINATOR**  
19TH NFL SEASON | 4TH SEASON WITH CHARGERS



### JESSE MINTER

**DEFENSIVE COORDINATOR**  
6TH NFL SEASON | 2ND SEASON WITH CHARGERS



### GREG ROMAN

**OFFENSIVE COORDINATOR**  
27TH NFL SEASON | 2ND SEASON WITH CHARGERS



### ANDY BISCHOFF

**RUN GAME COORDINATOR/TIGHT ENDS**  
13TH NFL SEASON | 2ND SEASON WITH CHARGERS



### NAVORRO BOWMAN

**LINEBACKERS**  
10TH NFL SEASON | 2ND SEASON WITH CHARGERS



### MARCUS BRADY

**PASSING GAME COORDINATOR**  
8TH NFL SEASON | 2ND SEASON WITH CHARGERS



### KIRK CAMPBELL

**OFFENSIVE ASSISTANT**  
1ST NFL SEASON | 1ST SEASON WITH CHARGERS



### JEFF CARPENTER

**OFFENSIVE QUALITY CONTROL/TIGHT ENDS**  
3RD NFL SEASON | 2ND SEASON WITH CHARGERS



### STEVE CLINKSCALE

**DEFENSIVE BACKS**  
2ND NFL SEASON | 2ND SEASON WITH CHARGERS




### SHANE DAY

**QUARTERBACKS**  
17TH NFL SEASON | 4TH SEASON WITH CHARGERS



### MIKE DEVLIN

**OFFENSIVE LINE**  
30TH NFL SEASON | 2ND SEASON WITH CHARGERS



### MIKE ELSTON

**DEFENSIVE LINE**  
2ND NFL SEASON | 2ND SEASON WITH CHARGERS



### ADAM FULLER

**SAFETIES**  
1ST NFL SEASON | 1ST SEASON WITH CHARGERS



### CHRIS GOULD

**ASSISTANT SPECIAL TEAMS**  
11TH NFL SEASON | 4TH SEASON WITH CHARGERS



### JOSH HAMMOND

**OFFENSIVE ASSISTANT**  
4TH NFL SEASON | 2ND SEASON WITH CHARGERS



### NICK HARDWICK

**ASSISTANT OFFENSIVE LINE**  
13TH NFL SEASON | 13TH SEASON WITH CHARGERS



### MIKE HIESTAND

**DEFENSIVE ASSISTANT**  
7TH NFL SEASON | 4TH SEASON WITH CHARGERS



### SANJAY LAL

**WIDE RECEIVERS**  
21ST NFL SEASON | 2ND SEASON WITH CHARGERS



### KIEL McDONALD

**RUNNING BACKS**  
2ND NFL SEASON | 2ND SEASON WITH CHARGERS




### RICK MINTER

**SENIOR ANALYST**  
5TH NFL SEASON | 2ND SEASON WITH CHARGERS



### ROBERT MUSCHAMP

**DEFENSIVE QUALITY CONTROL**  
3RD NFL SEASON | 3RD SEASON WITH CHARGERS



### DYLAN RONEY

**OUTSIDE LINEBACKERS**  
2ND NFL SEASON | 2ND SEASON WITH CHARGERS

# TEAM NOTES

## WELCOME TO L.A.



23 players on Los Angeles' active roster were new this season.

### HOW NEW CHARGERS WERE ACQUIRED

How Acquired	New Players
Draft Selections	8
Undrafted Free Agents/IPP	2
Veteran Free Agents	13
Practice Squad Signings	0
Trades	2
Waiver Claims	0
<b>Totals</b>	<b>23</b>

### NEW CHARGERS ON THE ACTIVE ROSTER

Pos.	Player	Exp.	How Acq.
WR	Keenan Allen	13	Free Agent
G	Mekhi Becton Sr.	6	UFA (Philadelphia)
DL	Jamaree Caldwell	R	Draft Selection (3-86)
TE	Tyler Conklin	8	UFA (N.Y. Jets)
T	Austin Deculus	3	Trade (Houston)
TE	Oronde Gadsden	R	Draft Selection (5-165)
T	Bobby Hart	9	Free Agent
RB	Najee Harris	5	UFA (Pittsburgh)
WR	Tre' Harris	R	Draft Selection (2-55)
CB	Donte Jackson	8	UFA (Pittsburgh)
C	Andre James	7	Free Agent
DL	Naquan Jones	5	UFA (Arizona)
OLB	Kyle Kennard	R	Draft Selection (4-125)
WR	KeAndre Lambert-Smith	R	Draft Selection (5-158)
QB	Trey Lance	5	UFA (Dallas)
LS	Rick Lovato	9	Free Agent
S	RJ Mickens	R	Draft Selection (6-214)
OLB	Odafe Oweh	5	Trade (Baltimore)
LB	Del'Shawn Phillips	6	UFA (Houston)
CB	Nikko Reed	R	Undrafted Free Agent
T	Foster Sarell	4	Free Agent
CB	Benjamin St-Juste	4	UFA (Washington)
LB	Marlowe Wax	R	Undrafted Free Agent

## COACH LOCATIONS

For the 2025 season, 22 members of the Chargers coaching staff are down on the sideline while 10 others are up in the booth. The location of each coach can be seen below:

### CHARGERS COACHES DOWN ON THE SIDELINE (22)

Name	Position
Jim Harbaugh	Head Coach
Ryan Ficken	Special Teams Coordinator
Jesse Minter	Defensive Coordinator
Andy Bischoff	Run Game Coordinator/Tight Ends
NaVorro Bowman	Linebackers
Marcus Brady	Passing Game Coordinator
Steve Clinkscale	Defensive Backs
Shane Day	Quarterbacks
Mike Devlin	Offensive Line
Mike Elston	Defensive Line
Chris Gould	Assistant Special Teams
Josh Hammond	Offensive Assistant
Nick Hardwick	Assistant Offensive Line
Sanjay Lal	Wide Receivers
Kiel McDonald	Running Backs
Dylan Roney	Outside Linebackers
Maurquice Shakir	Alex G. Spanos Coaching Fellow
Ben Herbert	Executive Director of Player Performance
Jonathan Brooks	Head Strength & Conditioning
Devin Woodhouse	Head Strength & Conditioning
Ben Rabe	Director of Performance Analytics
Lincoln DeWolf	Performance Analyst

### CHARGERS COACHES UP IN THE BOOTH (10)

Name	Position
Greg Roman	Offensive Coordinator
Kirk Campbell	Offensive Assistant
Jeff Carpenter	Offensive Quality Control/Tight Ends
Adam Fuller	Safeties
Mike Hiestand	Defensive Assistant
Rick Minter	Senior Analyst
Robert Muschamp	Defensive Quality Control
Chuka Ndulue	Alex G. Spanos Coaching Fellow
Justin Poindexter	Alex G. Spanos Coaching Fellow
Miles Taylor	Alex G. Spanos Coaching Fellow

# TEAM NOTES

## A TOP DEFENSE

One season after the Chargers ranked No. 1 in the NFL in scoring defense by allowing just 17.7 points per game, the Bolts rank 12th in the NFL in 2025 by allowing 20.8 points per game. Since the beginning of the 2024 season, Los Angeles' 18.5 points allowed per game is the second-best in the NFL.

### POINTS ALLOWED PER GAME, NFL, SINCE 2024

Rank	Team	Points Allowed/Game
1.	Denver Broncos	17.7
<b>2.</b>	<b>Los Angeles Chargers</b>	<b>18.5</b>
3.	Philadelphia Eagles	19.4
4.	Minnesota Vikings	19.5
5.	Kansas City Chiefs	19.6

The Bolts are also the second-best scoring defense in the first half over the last two seasons, allowing just 8.2 points per game. This season, the Bolts rank ninth in the league, allowing 9.2 points per game in the opening half.

### POINTS ALLOWED PER GAME, FIRST HALF, NFL, 2025

Rank	Team	Points Allowed/Game
1.	Green Bay Packers	4.4
2.	Houston Texans	6.2
3.	Jacksonville Jaguars	8.2
	Seattle Seahawks	8.2
5.	Pittsburgh Steelers	8.4
6.	Atlanta Falcons	8.6
7.	Arizona Cardinals	8.8
	Indianapolis Colts	8.8
<b>9.</b>	<b>Los Angeles Chargers</b>	<b>8.9</b>
10.	Minnesota Vikings	9.2

### POINTS ALLOWED PER GAME, FIRST HALF, NFL, SINCE 2024

Rank	Team	Points Allowed/Game
1.	Minnesota Vikings	8.1
<b>2.</b>	<b>Los Angeles Chargers</b>	<b>8.2</b>
3.	Houston Texans	8.7
4.	Washington Commanders	9.3
5.	Kansas City Chiefs	9.5

## ELITE DEFENSE

Los Angeles' defense is not only among the league's best in scoring defense, but in total defense (seventh) and passing defense (sixth).

### TOTAL NET YARDS ALLOWED PER GAME, NFL, 2025

Rank	Team	Total Net Yards Allowed/Game
1.	Atlanta Falcons	253.4
2.	Denver Broncos	254.2
3.	Cleveland Browns	262.3
4.	Houston Texans	265.8
5.	Green Bay Packers	280.2
6.	Minnesota Vikings	289.8
<b>7.</b>	<b>Los Angeles Chargers</b>	<b>301.7</b>
8.	Los Angeles Rams	306.8
9.	Detroit Lions	308.2
10.	Carolina Panthers	308.3

### NET PASSING YARDS ALLOWED PER GAME, NFL, 2025

Rank	Team	Net Passing Yards Allowed/Game
1.	Atlanta Falcons	139.4
2.	Minnesota Vikings	157.6
3.	Denver Broncos	165.2
4.	Buffalo Bills	167.2
5.	Houston Texans	175.2
<b>6.</b>	<b>Los Angeles Chargers</b>	<b>177.5</b>
7.	Cleveland Browns	182.7
8.	Kansas City Chiefs	192.0
9.	Los Angeles Rams	199.0
10.	New York Jets	200.5

Over the last two seasons, the Bolts sport the No. 7 unit in total defense (318.4 net yards allowed per game) and sixth-ranked passing defense (199.2 net passing yards allowed per game).

### TOTAL NET YARDS ALLOWED PER GAME, NFL, SINCE 2024

Rank	Team	Total Net Yards Allowed/Game
1.	Philadelphia Eagles	295.2
2.	Denver Broncos	300.7
3.	Houston Texans	303.8
4.	Green Bay Packers	306.7
5.	New York Jets	318.1
6.	Kansas City Chiefs	318.1
<b>7.</b>	<b>Los Angeles Chargers</b>	<b>318.2</b>
8.	San Francisco 49ers	318.5

### NET PASSING YARDS ALLOWED PER GAME, NFL, SINCE 2024

Rank	Team	Net Passing Yards Allowed/Game
1.	Philadelphia Eagles	183.1
2.	Tennessee Titans	185.7
3.	New York Jets	194.7
4.	Houston Texans	195.1
5.	San Francisco 49ers	198.4
<b>6.</b>	<b>Los Angeles Chargers</b>	<b>199.2</b>
7.	Washington Commanders	201.4

# TEAM NOTES

## GETTING OFF THE FIELD

After finishing 2024 as the seventh-ranked third down defense in the NFL, the Bolts picked up where they left off. The Chargers currently rank No. 13 in third down defense in 2025 (38.5 pct.). Over the last two seasons, the Chargers have the sixth-best third down defense in the NFL, allowing 110 conversions on 302 attempts (36.4 pct.).

### THIRD DOWN DEFENSE, NFL, SINCE 2024

Rank	Team	3D Att.	3D Conv.	3D Pct.
1.	Minnesota	282	97	34.4
2.	Detroit	254	88	34.6
3.	Denver	317	110	34.7
4.	Houston	281	101	35.9
5.	Chicago	262	95	36.3
<b>6.</b>	<b>L.A. Chargers</b>	<b>302</b>	<b>110</b>	<b>36.4</b>
7.	Pittsburgh	276	101	36.6

## PASS BREAKUP MACHINE

In the *Monday Night Football* victory over Las Vegas in Week 2, the defense totaled 15 passes defended, the most by any team in a single game over the last four seasons. The Bolts are the only team with two performances of 12-plus pass breakups over the last two seasons.

The unit featured seven different players record two or more pass breakups. It was the first game in at least 30 years where a team had seven or more players with multiple passes defended.

### MOST PASSES DEFENSED, SINGLE GAME, NFL, SINCE 2022

Rank	Team	Game	PD
<b>1.</b>	<b>Los Angeles Chargers</b>	<b>Sept. 15, 2025 at L.V.</b>	<b>15</b>
2.	New Orleans Saints	Dec. 8, 2024 at NYG	14
3.	New Orleans Saints	Sept. 24, 2023 at G.B.	13
	Minnesota Vikings	Dec. 4, 2022 vs. NYJ	13
5.	Eight Performances		12

### MOST PLAYERS WITH MULTIPLE PASSES DEFENSED, SINGLE GAME, NFL, SINCE 1991

Rank	Team	Game	Players
<b>1.</b>	<b>Los Angeles Chargers</b>	<b>Sept. 15, 2025 at L.V.</b>	<b>7</b>
2.	Kansas City Chiefs	Sept. 25, 2016 vs. NYJ	6
	Miami Dolphins	Nov. 12, 2006 vs. K.C.	6
	Washington Redskins	Jan. 1, 2006 at Phi.	6

## BEND, DON'T BREAK

Los Angeles continued its excellence as a red zone defense in 2025, having been the NFL's best in 2024. That season, the unit allowed just 18 touchdowns on 40 red zone drives (45.0 pct.). The 45.0 defensive red zone percentage led the league in 2024.

The Bolts rank second in the NFL this season, allowing just nine red zone touchdowns on 21 drives (42.9 pct.). Since the beginning of the 2024 season, the Bolts have allowed just 27 touchdowns on 61 red zone drives (44.3 pct.), good for the second-best defensive red zone percentage in the NFL.

### RED ZONE DEFENSE, NFL, SINCE 2024

Rank	Team	RZ Drives	RZ TDs	RZ Pct.
1.	Denver	63	27	42.9
<b>2.</b>	<b>L.A. Chargers</b>	<b>61</b>	<b>27</b>	<b>44.3</b>
3.	L.A. Rams	74	36	48.6
4.	Miami	83	41	49.4
5.	Chicago	81	41	50.6

### RED ZONE DEFENSE, NFL, 2025

Rank	Team	RZ Drives	RZ TDs	RZ Pct.
1.	Denver	14	4	28.6
<b>2.</b>	<b>L.A. Chargers</b>	<b>21</b>	<b>9</b>	<b>42.9</b>
3.	L.A. Rams	18	8	44.4
4.	Miami	28	14	50.0
	Minnesota	16	8	50.0
	Pittsburgh	18	9	50.0

### RED ZONE DEFENSE, NFL, 2024

Rank	Team	RZ Drives	RZ TDs	RZ Pct.
<b>1.</b>	<b>L.A. Chargers</b>	<b>40</b>	<b>18</b>	<b>45.0</b>
2.	Chicago	63	29	46.0
3.	Denver	49	23	46.9
4.	Miami	55	27	49.1
5.	L.A. Rams	56	28	50.0
	Philadelphia	48	24	50.0

# JUSTIN HERBERT

## HERBERT AS A PRO

Since entering the NFL, **Justin Herbert** ranks inside the NFL's top five in completions, passing yards, passing touchdowns and combined touchdowns. His 29 games with 300-plus passing yards rank tied No. 2 in the NFL since 2020.

### COMPLETIONS, NFL, SINCE 2020

Rank	Team/s	Player	Completions
1.	K.C.	QB Patrick Mahomes	2,192
<b>2.</b>	<b>LAC</b>	<b>QB Justin Herbert</b>	<b>2,091</b>
3.	LAR/Det.	QB Jared Goff	2,013
4.	Buf.	QB Josh Allen	1,978
5.	Cin.	QB Joe Burrow	1,769

### PASSING YARDS, NFL, SINCE 2020

Rank	Team/s	Player	Passing Yards
1.	K.C.	QB Patrick Mahomes	24,454
2.	Buf.	QB Josh Allen	22,668
<b>3.</b>	<b>LAC</b>	<b>QB Justin Herbert</b>	<b>22,586</b>
4.	LAR/Det.	QB Jared Goff	22,229
5.	Det./LAR	QB Matthew Stafford	20,468

### PASSING TOUCHDOWNS, NFL, SINCE 2020

Rank	Team/s	Player	Passing Touchdowns
1.	K.C.	QB Patrick Mahomes	180
2.	Buf.	QB Josh Allen	176
3.	Det./LAR	QB Jared Goff	149
	G.B./NYJ/Pit.	QB Aaron Rodgers	149
<b>5.</b>	<b>LAC</b>	<b>QB Justin Herbert</b>	<b>147</b>
6.	Cin.	QB Joe Burrow	142

### COMBINED TOUCHDOWNS, NFL, SINCE 2020

Rank	Team/s	Player	Combined Touchdowns
1.	Buf.	QB Josh Allen	227
2.	K.C.	QB Patrick Mahomes	194
<b>3.</b>	<b>LAC</b>	<b>QB Justin Herbert</b>	<b>160</b>
4.	Bal.	QB Lamar Jackson	156
	G.B./NYJ/Pit.	QB Aaron Rodgers	156
6.	Det./LAR	QB Jared Goff	155
7.	Cin.	QB Joe Burrow	154
8.	Phi.	QB Jalen Hurts	153

### MOST GAMES WITH 300-PLUS PASSING YARDS, NFL, SINCE 2020

Rank	Team/s	Player	Games
1.	K.C.	QB Patrick Mahomes	32
<b>2.</b>	<b>LAC</b>	<b>QB Justin Herbert</b>	<b>29</b>
	Buf.	QB Josh Allen	29
4.	Cin.	QB Joe Burrow	26
5.	LAR/Det.	QB Jared Goff	24



## AMONG THE LEAGUE LEADERS

Justin Herbert is among the top passers in the NFL in 2025, ranking No. 2 in the league with 146 completions so far on the year.

### COMPLETIONS, QUALIFIED PASSERS, NFL, 2025

Rank	Team	Player	Completions
1.	Dal.	QB Dak Prescott	164
<b>2.</b>	<b>LAC</b>	<b>QB Justin Herbert</b>	<b>146</b>
3.	LAR	QB Matthew Stafford	139
	N.O.	QB Spencer Rattler	139
5.	K.C.	QB Patrick Mahomes	138

### PASSING YARDS, QUALIFIED PASSERS, NFL, 2025

Rank	Team	Player	Passing Yards
1.	LAR	QB Matthew Stafford	1,684
2.	Dal.	QB Dak Prescott	1,617
3.	Sea.	QB Sam Darnold	1,541
4.	T.B.	QB Baker Mayfield	1,539
5.	N.E.	QB Drake Maye	1,522
6.	K.C.	QB Patrick Mahomes	1,514
7.	Ind.	QB Daniel Jones	1,502
<b>8.</b>	<b>LAC</b>	<b>QB Justin Herbert</b>	<b>1,493</b>
9.	Buf.	QB Josh Allen	1,397
10.	Det.	QB Jared Goff	1,390

### PASSING TOUCHDOWNS, QUALIFIED PASSERS, NFL, 2025

Rank	Team/s	Player	Passing Touchdowns
1.	Det.	QB Jared Goff	14
2.	Dal.	QB Dak Prescott	13
3.	LAR	QB Matthew Stafford	12
	T.B.	QB Baker Mayfield	12
4.	Buf.	QB Josh Allen	11
	K.C.	QB Patrick Mahomes	11
	Mia.	QB Tua Tagovailoa	11
	Sea.	QB Sam Darnold	11
<b>9.</b>	<b>LAC</b>	<b>QB Justin Herbert</b>	<b>10</b>
	—	Four Other Players	10

# JUSTIN HERBERT



## A RATE ABOVE

**Justin Herbert** has thrown two or more touchdowns and eclipsed a passer rating of 100 in 35 career games, tied for the third-most by any player through the first six seasons of a career in NFL history. Herbert also has 20 games with two-plus touchdowns and a passer rating of at least 115, tied for No. 5 through the first six seasons of a career.

### MOST GAMES WITH MULTIPLE TOUCHDOWN PASSES AND A 100-PLUS PASSER RATING, FIRST SIX SEASONS, NFL HISTORY

Rank	Team	Player	Games
1.	K.C.	QB Patrick Mahomes	44
2.	Sea.	QB Russell Wilson	36
<b>3.</b>	<b>LAC</b>	<b>QB Justin Herbert</b>	<b>35</b>
4.	Buf.	QB Josh Allen	34
	Dal.	QB Dak Prescott	34
6.	Cin.	QB Joe Burrow	33

### MOST GAMES WITH MULTIPLE TOUCHDOWN PASSES AND A 115-PLUS PASSER RATING, FIRST SIX SEASONS, NFL HISTORY

Rank	Team	Player	Games
1.	K.C.	QB Patrick Mahomes	32
2.	Sea.	QB Russell Wilson	28
3.	Dal.	QB Dak Prescott	22
4.	S.D.	QB Philip Rivers	21
<b>5.</b>	<b>LAC</b>	<b>QB Justin Herbert</b>	<b>20</b>
	Cin.	QB Boomer Esiason	20
	Min.	QB Daunte Culpepper	20

## FAB FIVE

In 2024, **Justin Herbert** became just the third player in NFL history to have 3,000 passing yards and 20 touchdowns in each of the first five seasons of a career, joining Hall of Fame QB Peyton Manning and QB Russell Wilson.

### CONSECUTIVE SEASONS WITH 3,000 PASSING YARDS AND 20 TOUCHDOWN PASSES TO START A CAREER, NFL HISTORY

Rank	Team	Player	Consecutive Seasons
1.	Ind.	QB Peyton Manning	13 (1998-2010)
2.	Sea.	QB Russell Wilson	10 (2012-21)
<b>3.</b>	<b>LAC</b>	<b>QB Justin Herbert</b>	<b>5 (2020-Present)</b>
4.	Dal.	QB Dak Prescott	4 (2016-19)
	Oak.	QB Derek Carr	4 (2014-17)

## BIG-TIME PERFORMER

After he set rookie records in 2020 with eight 300-yard games and six three-touchdown performances, **Justin Herbert** continues to put up big-time performances.

Herbert has topped 300 passing yards 29 times in his career, good for the fourth-most in a player's first six pro seasons in NFL history.

### MOST GAMES WITH 300-PLUS PASSING YARDS, FIRST SIX SEASONS, NFL HISTORY

Rank	Team/s	Player	Games
1.	K.C.	QB Patrick Mahomes	41
2.	Mia.	QB Dan Marino*	32
3.	StL	QB Kurt Warner*	30
<b>4.</b>	<b>LAC</b>	<b>QB Justin Herbert</b>	<b>29</b>
5.	Det.	QB Matthew Stafford	27
	T.B./N.O.	QB Jameis Winston	27
7.	Cin.	QB Joe Burrow	26
	Ind.	QB Andrew Luck	26
	LAR	QB Jared Goff	26

*\*Pro Football Hall of Famer*

Herbert has thrown at least three touchdowns in 21 games, tied for No. 8 over a player's first six seasons. He has thrown multiple touchdown passes in 46 career games, tied for the seventh-most by a player through their first six professional seasons.

### MOST GAMES WITH THREE-PLUS TOUCHDOWN PASSES, FIRST SIX SEASONS, NFL HISTORY

Rank	Team/s	Player	Games
1.	Mia.	QB Dan Marino*	37
2.	K.C.	QB Patrick Mahomes	36
3.	Cin.	QB Joe Burrow	26
	Dal.	QB Dak Prescott	26
5.	Atl./G.B.	QB Brett Favre	24
6.	Ind.	QB Peyton Manning*	23
	Buf.	QB Josh Allen	23
<b>8.</b>	<b>LAC</b>	<b>QB Justin Herbert</b>	<b>21</b>
	StL	QB Kurt Warner*	21
	Sea.	QB Russell Wilson	21
11.	Cin.	QB Boomer Esiason	20

### MOST GAMES WITH MULTIPLE TOUCHDOWN PASSES, FIRST SIX SEASONS, NFL HISTORY

Rank	Team/s	Player	Games
1.	Mia.	QB Dan Marino*	58
	K.C.	QB Patrick Mahomes	58
3.	Buf.	QB Josh Allen	54
4.	Ind.	QB Peyton Manning*	50
5.	Atl.	QB Matt Ryan	49
	Sea.	QB Russell Wilson	49
<b>7.</b>	<b>LAC</b>	<b>QB Justin Herbert</b>	<b>47</b>
8.	Phi./Ind.	QB Carson Wentz	46
9.	Cin.	QB Joe Burrow	45
	Ind.	QB Andrew Luck	45

*\*Pro Football Hall of Famer*

# JUSTIN HERBERT

## PROTECT THE FOOTBALL

**Justin Herbert** is among the best at protecting the football in NFL history, as his 1.6 passing interception percentage ranks No. 3 in NFL history among players with at least 1,000 attempts. His percentage is the second-best in the NFL since he entered the professional ranks in 2020.

### PASSING INT PCT., MIN. 1,000 ATT., NFL HISTORY

Rank	Team/s	Player	Passing INT Pct.
1.	Six Teams^	QB Jacoby Brissett	1.4
2.	G.B./NYJ/Pit.	QB Aaron Rodgers	1.4
<b>3.</b>	<b>LAC</b>	<b>QB Justin Herbert</b>	<b>1.6</b>
4.	Seven Teams*	QB Tyrod Taylor	1.7
5.	Hou.	QB C.J. Stroud	1.7

<sup>^</sup>Colts, Dolphins, Browns, Commanders, Patriots, Cardinals

\*Ravens, Bills, Browns, Chargers, Texans, Giants, Jets

### PASSING INT PCT., MIN. 1,000 ATT., NFL, SINCE 2020

Rank	Team/s	Player	Passing INT Pct.
1.	G.B./NYJ/Pit.	QB Aaron Rodgers	1.5
<b>2.</b>	<b>LAC</b>	<b>QB Justin Herbert</b>	<b>1.6</b>
3.	T.B.	QB Tom Brady	1.6
4.	Pit.	QB Ben Roethlisberger	1.6
5.	Hou.	QB C.J. Stroud	1.7

Herbert threw a team-record three interceptions in 2024, the second-fewest in a single season by any player in history (min. 450 att.). Since the start of the 2024 season, Herbert's seven interceptions are the third-fewest in the NFL (min. 500 att.).

### FEWEST PASSING INTERCEPTIONS, MIN. 500 ATT., NFL, SINCE 2024

Rank	Team	Player	Passing INTs
1.	Bal.	QB Lamar Jackson	5
2.	Phi.	QB Jalen Hurts	6
<b>3.</b>	<b>LAC</b>	<b>QB Justin Herbert</b>	<b>7</b>
4.	Chi.	QB Caleb Williams	8
5.	Cin.	QB Joe Burrow	9

Over the last two seasons, Herbert has registered zero interceptions in a league-high 17 games.

### MOST GAMES PLAYED WITHOUT AN INTERCEPTION, QUARTERBACKS, NFL, SINCE 2024

Rank	Team	Player	Games
<b>1.</b>	<b>LAC</b>	<b>QB Justin Herbert</b>	<b>17</b>
2.	Bal.	QB Lamar Jackson	16
	Chi.	QB Caleb Williams	16
	Phi.	QB Jalen Hurts	16
6.	Buf.	QB Josh Allen	15
	Det.	QB Jared Goff	15

## COMPLETING RECORDS

After setting the rookie completions record in 2020, **Justin Herbert** has continued his pace, setting the record for the most through the first five seasons of a career. He now has 2,091 career completions, good for No. 4 on the all-time list through the first six seasons of a career.

### COMPLETIONS, FIRST SIX SEASONS, NFL HISTORY

Rank	Team	Player	Completions
1.	Ind.	QB Peyton Manning*	2,128
2.	Oak.	QB Derek Carr	2,120
3.	Atl.	QB Matt Ryan	2,093
<b>4.</b>	<b>LAC</b>	<b>QB Justin Herbert</b>	<b>2,091</b>
5.	Buf.	QB Josh Allen	1,989

\*Pro Football Hall of Famer

The sixth-year passer reached 2,000 career completions in Week 3, becoming the youngest player in NFL history to reach that mark, while also being the second-fastest. Herbert previously set the record for the most completions before turning 27 years old (1,945) as well as the the all-time records as the fastest player in NFL history to reach 1,000 completions (38th career game) and 1,500 completions (57th career game).

### YOUNGEST PLAYERS TO REACH 2,000 CAREER COMPLETIONS, NFL HISTORY

Rank	Team	Player	Age (Years-Days)
<b>1.</b>	<b>LAC</b>	<b>QB Justin Herbert</b>	<b>27-195</b>
2.	N.E.	QB Drew Bledsoe	27-239
3.	Ind.	QB Peyton Manning*	27-245
4.	Det.	QB Matthew Stafford	27-254
5.	K.C.	QB Patrick Mahomes	27-356

### FEWEST GAMES TO 2,000 COMPLETIONS, NFL HISTORY

Rank	Team	Player	Games
1.	K.C.	QB Patrick Mahomes	81
<b>2.</b>	<b>LAC</b>	<b>QB Justin Herbert</b>	<b>82</b>
3.	Det.	QB Matthew Stafford	83
4.	Ind.	QB Andrew Luck	86

\*Pro Football Hall of Famer

# JUSTIN HERBERT

## HERBERT SETS PASSING YARDS RECORD

In 2024, **Justin Herbert** set the record for passing yards through a player's first five seasons (21,093). His 22,586 career passing yards rank No. 7 through the first six seasons of a career. Herbert is also the only player ever to eclipse 4,000 yards in each of his first three years and the only player to top 4,500 yards in two of his first three seasons.

### PASSING YARDS, FIRST SIX SEASONS, NFL HISTORY

Rank	Team/s	Player	Passing Yards
1.	Ind.	QB Peyton Manning*	24,885
2.	K.C.	QB Patrick Mahomes	24,241
3.	Mia.	QB Dan Marino*	23,472
4.	Atl.	QB Matt Ryan	23,472
5.	Oak.	QB Derek Carr	22,793
6.	Buf.	QB Josh Allen	22,703
<b>7.</b>	<b>LAC</b>	<b>QB Justin Herbert</b>	<b>22,586</b>
8.	Cin.	QB Andy Dalton	22,214

\*Pro Football Hall of Famer

Herbert topped 15,000 passing yards in his 52nd career game, becoming the second-fastest player in history to eclipse that mark. He eclipsed 20,000 yards in Week 15 of the 2024 season — his 76th career game and at 26 years, 280 days old to be the third-youngest and tie as the fifth-fastest player to do so in NFL history.

### YOUNGEST PLAYERS TO REACH 20,000 CAREER PASSING YARDS, NFL HISTORY

Rank	Team/s	Player	Age (Years-Days)
1.	N.E.	QB Drew Bledsoe	26-253
2.	Ind.	QB Peyton Manning*	26-266
<b>3.</b>	<b>LAC</b>	<b>QB Justin Herbert</b>	<b>26-280</b>
4.	Det.	QB Matthew Stafford	26-282
5.	Mia.	QB Dan Marino*	27-3
6.	K.C.	QB Patrick Mahomes	27-15
7.	LAR/Det.	QB Jared Goff	27-17
8.	Buf.	QB Josh Allen	27-154

\*Pro Football Hall of Famer

### FEWEST GAMES TO 20,000 PASSING YARDS, NFL HISTORY

Rank	Team/s	Player	Games
1.	K.C.	QB Patrick Mahomes	67
2.	Det.	QB Matthew Stafford	71
3.	Mia.	QB Dan Marino*	74
	Ind.	QB Andrew Luck	74
<b>5.</b>	<b>LAC</b>	<b>QB Justin Herbert</b>	<b>76</b>
	StL/NYG/Ari.	QB Kurt Warner*	76
	Was./Min.	QB Kirk Cousins	76

## TOUCHDOWN MACHINE

After setting the all-time rookie record with 31 touchdown passes in 2020, **Justin Herbert** joined Hall of Famer Peyton Manning as the only players ever to throw 25 touchdown passes in each of their first three seasons.

Herbert ranked No. 6 in NFL history for passing touchdowns through the first five seasons of a career. He now has 147 career passing touchdowns, tied for the seventh-most by any player in their first six pro seasons. In 2023, Herbert eclipsed 100 career touchdown passes in Week 3, making him the fifth-fastest (52 games) and fourth-youngest (25 years, 198 days) to eclipse that mark.

### PASSING TOUCHDOWNS, FIRST SIX SEASONS, NFL HISTORY

Rank	Team/s	Player	Passing Touchdowns
1.	Mia.	QB Dan Marino*	196
2.	K.C.	QB Patrick Mahomes	192
3.	Ind.	QB Peyton Manning*	167
	Buf.	QB Josh Allen	167
5.	Sea.	QB Russell Wilson	161
6.	Atl.	QB Matt Ryan	153
<b>7.</b>	<b>LAC</b>	<b>QB Justin Herbert</b>	<b>147</b>
	Atl./G.B.	QB Brett Favre	147
9.	Dal.	QB Dak Prescott	143
	Oak.	QB Derek Carr	143
11.	Cin.	QB Joe Burrow	142
	Cin.	QB Andy Dalton	142

### FEWEST GAMES TO 100 PASSING TOUCHDOWNS, NFL HISTORY

Rank	Team	Player	Games
1.	K.C.	QB Patrick Mahomes	40
2.	Mia.	QB Dan Marino*	44
3.	StL	QB Kurt Warner*	50
4.	Bal.	QB Johnny Unitas*	51
<b>5.</b>	<b>LAC</b>	<b>QB Justin Herbert</b>	<b>52</b>
6.	Hou.	QB Deshaun Watson	53

### YOUNGEST PLAYERS TO REACH 100 CAREER PASSING TOUCHDOWNS, NFL HISTORY

Rank	Team	Player	Age (Years-Days)
1.	Mia.	QB Dan Marino*	24-357
2.	K.C.	QB Patrick Mahomes	25-52
3.	Hou.	QB Deshaun Watson	25-104
<b>4.</b>	<b>LAC</b>	<b>QB Justin Herbert</b>	<b>25-198</b>
5.	Buf.	QB Josh Allen	25-219
6.	Ind.	QB Peyton Manning*	25-232

\*Pro Football Hall of Famer

# JUSTIN HERBERT

## DUAL-THREAT QUARTERBACK

**Justin Herbert** set the record for combined touchdowns as a rookie (36) and through a player's first two seasons (77). His 102 combined touchdowns were also the most in history through the first three seasons of a career.

He now has 160 career combined touchdowns, tied for No. 8 in NFL history through the first six seasons of a career.

### COMBINED TOUCHDOWNS, FIRST SIX SEASONS, NFL HISTORY

Rank	Team/s	Player	Combined Touchdowns
1.	Buf.	QB Josh Allen	220
2.	K.C.	QB Patrick Mahomes	204
3.	Mia.	QB Dan Marino*	199
4.	Car.	QB Cam Newton	184
5.	Sea.	QB Russell Wilson	177
6.	Ind.	QB Peyton Manning*	176
7.	Dal.	QB Dak Prescott	168
<b>8.</b>	<b>LAC</b>	<b>QB Justin Herbert</b>	<b>160</b>
	Cin.	QB Andy Dalton	160
10.	Atl.	QB Matt Ryan	158
11.	Min.	QB Daunte Culpepper	157
12.	Atl./G.B.	QB Brett Favre	156
13.	Bal.	QB Lamar Jackson	154
	Cin.	QB Joe Burrow	154

*\*Pro Football Hall of Famer*

In the team's Week 10 win over Tennessee in 2024, Herbert ran in a four-yard score and threw a 16-yard touchdown, marking his 11th career game with a passing and a rushing touchdown. His 11 such games are the second-most in Chargers history.

### MOST GAMES WITH A PASSING TOUCHDOWN AND A RUSHING TOUCHDOWN, CHARGERS HISTORY

Rank	Seasons	Player	Games
1.	1962-72	QB John Hadl*	12
<b>2.</b>	<b>2020-Present</b>	<b>QB Justin Herbert</b>	<b>11</b>
3.	1960-62	QB Jack Kemp	10
4.	1973-87	QB Dan Fouts*	9
5.	2001-09	RB LaDainian Tomlinson	5

*\*Pro Football Hall of Famer*

## TARGET ACQUIRED

**Justin Herbert** has thrown touchdowns to 24 players, including 16 with multiple scores. He's most frequently thrown touchdowns to WR Keenan Allen, who caught 27 scores from Herbert. The first passing score of his career went to WR Jalen Guyton, who also caught the first touchdown of his career on the play.

### HERBERT'S CAREER TOUCHDOWN PASSES BY RECEIVER

Receiver	Touchdown Passes
WR Keenan Allen	27
WR Mike Williams	18
RB Austin Ekeler	16
WR Quentin Johnston	13
TE Donald Parham Jr.	11
WR Ladd McConkey	9
WR Joshua Palmer	9
TE Gerald Everett	7
WR Jalen Guyton	7
TE Jared Cook	4
TE Hunter Henry	4
WR DeAndre Carter	3
WR Tyron Johnson	3
WR Derius Davis	2
TE Will Dissly	2
FB Zander Horvath	2
FB Gabe Nabers	2
RB Kimani Vidal	2
TE Stephen Anderson	1
WR DJ Chark Jr.	1
WR Simi Fehoko	1
TE Virgil Green	1
RB Hassan Haskins	1
TE Stone Smartt	1
<b>Total (24 Receivers)</b>	<b>147</b>

# JUSTIN HERBERT

## CLOSING OUT WINS

Justin Herbert has been clutch late in games dating back to his rookie season. In his career, Herbert has engineered 18 game-winning drives in the fourth quarter or overtime, tied for the second-most since he entered the NFL in 2020.

### JUSTIN HERBERT'S CAREER GAME-WINNING DRIVES

Game	Drive Length	Game-Winning Score
Dec. 13, 2020 vs. Atl.	6 plays, 49 yds (0:31)	Badgley 43-yd FG
Dec. 17, 2020 at L.V.	5 plays, 75 yds (1:49)	Herbert 1-yd TD run*
Dec. 27, 2020 vs. Den.	7 plays, 56 yds (2:01)	Badgley 37-yd FG
Sept. 12, 2021 at Was.	3 plays, 3 yds (0:45)	M.Williams 3-yd TD rec.
Sept. 26, 2021 at K.C.	8 plays, 59 yds (1:10)	M.Williams 4-yd TD rec.
Oct. 10, 2021 vs. Cle.	5 plays, 48 yds (0:31)	Ekeler 3-yd TD run
Nov. 7, 2021 at Phi.	15 plays, 64 yds (6:05)	Hopkins 29-yd FG
Nov. 21, 2021 vs. Pit.	3 plays, 75 yds (1:15)	M.Williams 53-yd TD rec.
Oct. 9, 2022 at Cle.	13 plays, 66 yds (6:26)	Bertolet 27-yd FG
Oct. 17, 2022 vs. Den.	4 plays, 7 yds (2:08)	Hopkins 39-yd FG*
Nov. 6, 2022 at Atl.	3 plays, 24 yds (0:34)	Dicker 37-yd FG
Nov. 27, 2022 at Ari.	7 plays, 38 yds (1:33)	Ekeler 1-yd TD rec.
Dec. 18, 2022 vs. Ten.	6 plays, 52 yards (0:44)	Dicker 43-yd FG
Sept. 24, 2023 at Min.	7 plays, 75 yards (3:15)	Palmer 30-yd TD rec.
Nov. 17, 2024 vs. Cin.	4 plays, 84 yards (0:27)	Dobbins 29-yd TD run
Dec. 19, 2024 vs. Den.	6 plays, 90 yards (2:01)	Haskins 34-yd TD rec.
Sept. 21, 2025 vs. Den.	8 plays, 43 yards (1:43)	Dicker 43-yd FG
Oct. 12, 2025 at Mia.	6 plays, 44 yards (0:41)	Dicker 33-yd FG

\*Game-winning drive was in overtime

### GAME-WINNING DRIVES IN FOURTH QUARTER OR OVERTIME, NFL, SINCE 2020

Rank	Team/s	Player	Game-Winning Drives
1.	K.C.	QB Patrick Mahomes	19
2.	LAC	QB Justin Herbert	18
	Min./Atl.	QB Kirk Cousins	18
4.	L.V./N.O.	QB Derek Carr	16
	Det./LAR	QB Matthew Stafford	16
6.	Buf.	QB Josh Allen	15
7.	LAR/Det.	QB Jared Goff	14
8.	G.B./NYJ/Pit.	QB Aaron Rodgers	13
	T.B.	QB Tom Brady	13



## CAPTAIN COMEBACK

Justin Herbert has led the Bolts to 13 career come-from-behind victories in the fourth quarter or overtime.

### HERBERT'S FOURTH QUARTER/OVERTIME COMEBACK WINS

Date	Opponent	4Q/OT Deficit	Result
Dec. 17, 2020	at Las Vegas	24-27 (OT)	W, 30-27 (OT)
Sept. 12, 2021	at Washington	13-16	W, 20-16
Sept. 26, 2021	at Kansas City	21-24	W, 30-24
Oct. 10, 2021	vs. Cleveland	35-42	W, 47-42
Nov. 7, 2021	at Philadelphia	16-17	W, 27-24
Nov. 21, 2021	vs. Pittsburgh	34-37	W, 37-34
Oct. 9, 2022	at Cleveland	27-28	W, 30-28
Oct. 17, 2022	vs. Denver	13-16	W, 19-16 (OT)
Nov. 6, 2022	at Atlanta	14-17	W, 20-17
Nov. 27, 2022	at Arizona	17-24	W, 25-24
Sept. 24, 2023	at Minnesota	21-24	W, 28-24
Dec. 19, 2024	vs. Denver	19-24	W, 34-27
Sept. 21, 2025	vs. Denver	13-20	W, 23-20
Oct. 12, 2025	at Miami	26-27	W, 29-27

Herbert's 14 career come-from-behind wins in the fourth quarter or overtime are good for the third-most in NFL since he entered the professional ranks in 2020.

### FOURTH QUARTER/OVERTIME COMEBACK WINS, NFL, SINCE 2020

Rank	Team/s	Player	4Q/OT Comeback Wins
1.	K.C.	QB Patrick Mahomes	16
2.	Min./Atl.	QB Kirk Cousins	15
3.	LAC	QB Justin Herbert	14
4.	Det./LAR	QB Matthew Stafford	11
	LAR/Det.	QB Jared Goff	11
	Sea./Den./Pit./NYG	QB Russell Wilson	11

# JUSTIN HERBERT

## THREADING THE NEEDLE ON THIRD DOWN

In his 85 career starts, **Justin Herbert** has been the one of the best passers in the NFL at moving the chains on third down. He has completed 492 passes on 806 attempts (61.0 pct.) for 5,822 yards and 54 touchdowns with 21 interceptions (94.5 passer rating). Herbert's 492 completions lead the NFL, while his 5,822 passing yards rank second on third down since 2020.

Herbert tied for the league lead with 14 touchdown passes on third down in 2020, good for the most by a rookie in the last 40 seasons. He has added 40 since then, giving him 54 third-down passing scores since entering the professional ranks, which is good for No. 2 over that span.

Herbert's 94.5 passer rating on third down ranks seventh in the NFL over the last six years among players with at least 500 passing attempts on third down.

### THIRD DOWN COMPLETIONS, NFL, SINCE 2020

Rank	Team/s	Player	Completions
1.	LAC	QB Justin Herbert	492
2.	LAR/Det.	QB Jared Goff	482
3.	K.C.	QB Patrick Mahomes	477
4.	Cin.	QB Joe Burrow	417
5.	Min./Atl.	QB Kirk Cousins	408

### THIRD DOWN PASSING YARDS, NFL, SINCE 2020

Rank	Team/s	Player	Passing Yards
1.	K.C.	QB Patrick Mahomes	6,302
2.	LAC	QB Justin Herbert	5,822
3.	LAR/Det.	QB Jared Goff	5,508
4.	L.V./N.O.	QB Derek Carr	5,219
5.	Det./LAR	QB Matthew Stafford	5,136

### THIRD DOWN PASSING TOUCHDOWNS, NFL, SINCE 2020

Rank	Team/s	Player	Passing Touchdowns
1.	K.C.	QB Patrick Mahomes	66
2.	LAC	QB Justin Herbert	54
3.	Buf.	QB Josh Allen	49
4.	Min./Atl.	QB Kirk Cousins	46
5.	Det./LAR	QB Jared Goff	45
6.	Cin.	QB Joe Burrow	42

Herbert ranks No. 2 in the NFL with 349 passing first downs on third down over the past five seasons. He threw for 12 third-down conversions in 2021's Week 1 win at Washington, the most passing first downs in a single game on third down since Andrew Luck did so in 2012. Herbert sported a league-leading 79 passing first downs on third down in 2021.

### THIRD DOWN PASSING FIRST DOWNS, NFL, SINCE 2020

Rank	Team/s	Player	Passing First Downs
1.	K.C.	QB Patrick Mahomes	370
2.	LAC	QB Justin Herbert	349
3.	LAR/Det.	QB Jared Goff	322
4.	Buf.	QB Josh Allen	308
5.	Cin.	QB Joe Burrow	289

## FEELING IT ON FOURTH DOWN

Since entering the NFL in 2020, **Justin Herbert** has been one of the league's top passers on fourth down. He threw a pair of fourth-down touchdowns in Week 10 of the 2023 season, giving him 10 passing scores on fourth down since coming into the NFL in 2020, ranking No. 4 in the league over that span.

### FOURTH DOWN PASSING TOUCHDOWNS, NFL, SINCE 2020

Rank	Team/s	Player	Passing Touchdowns
1.	LAR/Det.	QB Jared Goff	14
2.	Buf.	QB Josh Allen	13
3.	Min./Atl.	QB Kirk Cousins	12
4.	LAC	QB Justin Herbert	10
5.	Cin.	QB Joe Burrow	8
	Phi.	QB Jalen Hurts	8

Herbert also leads the NFL over that span in passing yards (621) and ranks No. 2 in completions (44). He's tied for the second-most passing first downs (39) and ranks No. 3 in fourth-down passer rating (119.5) since 2020 among players with at least 30 passing attempts on fourth down.

### FOURTH DOWN COMPLETIONS, NFL, SINCE 2020

Rank	Team/s	Player	Completions
1.	LAR/Det.	QB Jared Goff	51
2.	LAC	QB Justin Herbert	44
3.	Min./Atl.	QB Kirk Cousins	41
4.	Cin.	QB Joe Burrow	33
5.	Ari.	QB Kyler Murray	32
	Jax.	QB Trevor Lawrence	32

### FOURTH DOWN PASSING YARDS, NFL, SINCE 2020

Rank	Team/s	Player	Passing Yards
1.	LAC	QB Justin Herbert	621
2.	LAR/Det.	QB Jared Goff	538
3.	Min./Atl.	QB Kirk Cousins	518
4.	Cin.	QB Joe Burrow	415
5.	G.B./NYJ/Pit.	QB Aaron Rodgers	373

### FOURTH DOWN PASSING FIRST DOWNS, NFL, SINCE 2020

Rank	Team/s	Player	Passing First Downs
1.	LAR/Det.	QB Jared Goff	48
2.	LAC	QB Justin Herbert	39
	Min./Atl.	QB Kirk Cousins	39
4.	Ari.	QB Kyler Murray	30
5.	Cin.	QB Joe Burrow	29
	Jax.	QB Trevor Lawrence	29
7.	G.B./NYJ/Pit.	QB Aaron Rodgers	28

### FOURTH DOWN PASSER RATING, MIN. 30 ATT., NFL, SINCE 2020

Rank	Team	Player	Passer Rating
1.	Cin.	QB Joe Burrow	124.6
2.	Phi.	QB Jalen Hurts	121.0
3.	LAC	QB Justin Herbert	119.5
4.	Mia.	QB Tua Tagovailoa	119.4
5.	G.B.	QB Jordan Love	117.9

# JUSTIN HERBERT

## A STRONG START

In each of the team's first 10 games this season, **Justin Herbert** registered a passer rating of at least 90.0 — becoming the fifth player ever to do so in the first 10 games of a season.

### CONSECUTIVE GAMES TO START A SEASON WITH 90.0 PASSER RATING OR HIGHER, NFL HISTORY

Rank	Season	Team	Player	Games
1.	2004	Ind.	QB Peyton Manning <sup>^**†</sup>	15
2.	2018	LAC	QB Philip Rivers*	13
	2011	G.B.	QB Aaron Rodgers <sup>^**†</sup>	13
4.	2007	N.E.	QB Tom Brady <sup>^**†</sup>	11
<b>5.</b>	<b>2024</b>	<b>LAC</b>	<b>QB Justin Herbert</b>	<b>10</b>
	2013	Den.	QB Peyton Manning <sup>^**†</sup>	10

<sup>^</sup>Associated Press Most Valuable Player

<sup>\*</sup>Pro Bowl Selection

<sup>†</sup>Associated Press First-Team All-Pro

## LEGGING IT OUT

In the team's *Sunday Night Football* victory over Pittsburgh in Week 11 of the 2021 season, **Justin Herbert** threw for 382 yards and ran for 90 yards, becoming the only player to ever top 350 yards passing and 90 yards rushing in a single game. He was the fifth player ever to run for 90 yards and pass for 300 in the same game.

### QUARTERBACKS WITH 300 PASSING YARDS AND 90 RUSHING YARDS, SINGLE GAME, NFL HISTORY

Season (Wk)	Team	Quarterback	Pass Yds	Rush Yds
2022 (2)	Bal.	Lamar Jackson	318	119
2021 (14)	Buf.	Josh Allen	308	109
<b>2021 (11)</b>	<b>LAC</b>	<b>Justin Herbert</b>	<b>382</b>	<b>90</b>
2015 (15)	Car.	Cam Newton	340	100
2014 (7)	Sea.	Russell Wilson	313	106
2011 (5)	Phi.	Mike Vick	315	90
1989 (15)	Phi.	Randall Cunningham	306	92

## A SEASON FOR THE AGES

**Justin Herbert** had just three interceptions on 504 passing attempts in 2024, a passing interception percentage of 0.6 — the second-fewest picks and second-best interception percentage in NFL history by any player in a season (min. 450 att.).

Herbert went 11 consecutive games with zero interceptions and at least 15 attempts, becoming just the second player in history to do so.

### PASSING INTERCEPTION PERCENTAGE, MIN. 450 ATTEMPTS, SINGLE SEASON, NFL HISTORY

Rank	Season	Team	Player	Passing INT Pct.
1.	2018	G.B.	QB Aaron Rodgers	0.3
<b>2.</b>	<b>2024</b>	<b>LAC</b>	<b>QB Justin Herbert</b>	<b>0.6</b>
3.	2019	G.B.	QB Aaron Rodgers	0.7
4.	2021	G.B.	QB Aaron Rodgers	0.8
5.	2010	N.E.	QB Tom Brady	0.8

### PASSING INTERCEPTIONS, MIN. 450 ATTEMPTS., SINGLE SEASON, NFL HISTORY

Rank	Season	Team	Player	Passing INTs
1.	2018	G.B.	QB Aaron Rodgers	2
<b>2.</b>	<b>2024</b>	<b>LAC</b>	<b>QB Justin Herbert</b>	<b>3</b>
3.	2021	G.B.	QB Aaron Rodgers	4
	2019	G.B.	QB Aaron Rodgers	4
	2016	Dal.	QB Dak Prescott	4
	2010	N.E.	QB Tom Brady	4

### CONSECUTIVE GAMES WITHOUT AN INTERCEPTION, MIN. 15 ATTEMPTS IN EACH GAME, SINGLE SEASON, NFL HISTORY

Rank	Season	Team	Player	Consecutive Games
<b>1.</b>	<b>2024</b>	<b>LAC</b>	<b>QB Justin Herbert</b>	<b>11</b>
	2010	N.E.	QB Tom Brady	11
3.	2018	Oak.	QB Derek Carr	10

Herbert attempted 357 passes between interceptions in 2024, the fifth-longest streak in NFL history. The 357 pass attempts without an interception were also a team record, breaking his own previous team record of 233 consecutive passes.

### CONSECUTIVE PASS ATTEMPTS WITHOUT AN INTERCEPTION, NFL HISTORY

Rk.	Team	Quarterback	Dates	Consec. Attempts
1.	G.B.	Aaron Rodgers	Sept. 30, 2018-Dec. 16, 2018	402
2.	T.B.	Tom Brady	Sept. 11, 2022-Nov. 13, 2022	399
3.	Det.	Jared Goff	Nov. 6, 2022-Sept. 17, 2023	383
4.	N.E.	Tom Brady	Oct. 17, 2010-Nov. 12, 2011	358
<b>5.</b>	<b>LAC</b>	<b>Justin Herbert</b>	<b>Sept. 15, 2024-Dec. 15, 2024</b>	<b>357</b>
6.	Chi.	Caleb Williams	Oct. 13, 2024-Dec. 26, 2024	353

### CONSECUTIVE PASS ATTEMPTS WITHOUT AN INTERCEPTION, CHARGERS HISTORY

Rank	Quarterback	Dates	Consec. Attempts
<b>1.</b>	<b>Justin Herbert</b>	<b>Sept. 15, 2024-Dec. 15, 2024</b>	<b>357</b>
<b>2.</b>	<b>Justin Herbert</b>	<b>Dec. 26, 2022-Oct. 1, 2023</b>	<b>233</b>
3.	Drew Brees	Oct. 17, 2004-Dec. 5, 2004	194
4.	Philip Rivers	Nov. 27, 2011-Dec. 24, 2011	170

# JUSTIN HERBERT

## A ROOKIE CAMPAIGN FOR THE AGES

### AWARDS

- *The Associated Press* Offensive Rookie of the Year
- *Professional Football Writers of America* Rookie of the Year
- PFWA Offensive Rookie of the Year
- PFWA All-Rookie Selection
- NFL Offensive Rookie of the Month (October)
- NFL Offensive Rookie of the Month (November)
- FedEx NFL Air Player of the Week – Week 11 vs. NYJ (voted by fans)
- Voted by fans as the Pepsi Zero Sugar Rookie of the Year
- Nine-time Pepsi Zero Sugar Rookie of the Week (voted by fans)

### RECORDS AT THE TIME

- Most passing touchdowns by a rookie quarterback ever (31).
- Most combined touchdowns by a rookie in NFL history (36).
- Most consecutive games by a rookie quarterback with multiple passing touchdowns in NFL history (seven).
- Most performances by a rookie quarterback with 300-plus passing yards in NFL history (eight).
- Most performances by a rookie quarterback with three-plus touchdowns in NFL history (six).
- Most games by a rookie quarterback with multiple touchdown passes in NFL history (10).
- Most completions ever by a rookie quarterback (396).
- Youngest player ever to throw 30 touchdowns in a single season, doing so at 22 years, 299 days old.
- Tied for the longest streak of game-winning drives (three games) in the fourth quarter or overtime by a rookie quarterback in the Super Bowl era (since 1966).
- Recorded the first win in pro football history by a rookie quarterback while posting 300 passing yards, three touchdown passes, a rushing score and no interceptions.
- Most passing touchdowns by a rookie quarterback in a game (four) and a half (three) in *Monday Night Football* history.
- Tied for the longest streak of games with three-plus touchdown passes by a rookie quarterback in NFL history (four).
- Tied for the most 300-yard passing performances in a player's first two career games (two).
- Became the first player since at least 1970 to register over 1,500 passing yards and a 100-plus passer rating through the first five games of a career.
- Set marks for the most passing attempts, completions, passing yards and touchdown passes by a rookie quarterback in Chargers history.
- Recorded the most single-game rushing yards by a quarterback in team annals (66 in Week 7 vs. Jax.).

### ACCOMPLISHMENTS AND OTHER NOTES AT THE TIME

- Ranked second among rookie quarterbacks in NFL history with 4,336 passing yards on the season.
- Joined Patrick Mahomes as the only players in history to eclipse 4,000 passing yards in the first 14 starts of a career.
- Became the second player in NFL history to top 250 passing yards in each of the first seven games of a career (Mahomes).
- Threw a touchdown pass in each of his first 10 games played, the second-longest streak to open a career in NFL history.
- Threw for 277 yards in the first half of Week 11, the most by any rookie quarterback in a first half over the last 40 seasons.
- Became the third quarterback in NFL history to have 300 passing yards and a rushing score in a debut.
- Threw for the fourth-most passing yards in a debut since 1970.
- Became the first quarterback to throw a touchdown and run for a score in the first half of a debut since 1954.

## OFFENSIVE ROOKIE OF THE YEAR

**Justin Herbert** earned widespread recognition as the Offensive Rookie of the Year, including as the 10th quarterback in history to win the honor from *The Associated Press*. Herbert was also selected by *Professional Football Writers of America* as Rookie of the Year and Offensive Rookie of the Year — becoming the second and seventh quarterback to win those awards, respectively. He is the first player in history to be recognized with all three honors.

### QUARTERBACKS TO WIN AP OFFENSIVE ROOKIE OF THE YEAR

Season	Team	Player	Combined TDs
2023	Hou.	C.J. Stroud	26
<b>2020</b>	<b>LAC</b>	<b>Justin Herbert</b>	<b>36</b>
2019	Ari.	Kyler Murray	24
2016	Dal.	Dak Prescott	29
2012	Was.	Robert Griffin III	27
2011	Car.	Cam Newton	35
2010	StL	Sam Bradford	19
2008	Atl.	Matt Ryan	17
2006	Ten.	Vince Young	19
2004	Pit.	Ben Roethlisberger	18
1970	Buf.	Dennis Shaw	10

## HOT OUT OF THE GATE

**Justin Herbert** began his career by throwing a touchdown in each of the first 10 games of his career, just one less than the all-time record. His streak of games with 250-plus passing yards to start a career ended at seven contests, ranking second in NFL history.

### PLAYERS WITH A PASSING TOUCHDOWN, CONSECUTIVE GAMES TO START CAREER, NFL HISTORY

Rank	Team	Player	Consecutive Games
1.	Was.	QB Mark Rypien	11
<b>2.</b>	<b>LAC</b>	<b>QB Justin Herbert</b>	<b>10</b>
3.	Den.	QB Jay Cutler	9

### PLAYERS WITH 250 PASSING YARDS, CONSECUTIVE GAMES TO START CAREER, NFL HISTORY

Rank	Team	Player	Consecutive Games
1.	K.C.	QB Patrick Mahomes	10
<b>2.</b>	<b>LAC</b>	<b>QB Justin Herbert</b>	<b>7</b>
3.	—	Seven Other Players	2

## CLOSING OUT WINS

**Justin Herbert** posted a game-winning drive in the fourth quarter or overtime of three-straight games in 2020, becoming just the third rookie to do so since the 1970 NFL-AFL merger.

### ROOKIE QUARTERBACKS WITH THREE CONSECUTIVE GAME-WINNING DRIVES, SINCE 1970

Season	Team	Quarterback	Consecutive Games
<b>2020</b>	<b>LAC</b>	<b>Justin Herbert*</b>	<b>3 (Dec. 13 – Dec. 27)</b>
2006	Ten.	Vince Young*	3 (Nov. 26 – Dec. 10)
2004	Pit.	Ben Roethlisberger*	3 (Dec. 5 – Dec. 18)

\*Won AP Offensive Rookie of the Year

# JUSTIN HERBERT IN PRIMETIME

## A PRIME-TIME PRODIGY

Since entering the NFL, **Justin Herbert** has made 23 starts in primetime, leading the Bolts to wins on each of the regularly-slated prime-time games — *Thursday Night Football*, *Sunday Night Football* and *Monday Night Football*.

He has been one of the best quarterbacks under the lights since entering the NFL in 2020, with his 96.3 passer rating in prime-time games ranking tied for No. 7 in the NFL over the that span among players with at least 500 prime-time passing attempts.

### PRIME-TIME PASSER RATING, MIN. 500 ATT., SINCE 2020

Rank	Team/s	Player	Passer Rating
1.	G.B./NYJ/Pit.	QB Aaron Rodgers	113.2
2.	Buf.	QB Josh Allen	104.8
3.	Bal.	QB Lamar Jackson	104.3
4.	Cin.	QB Joe Burrow	100.1
5.	Dal.	QB Dak Prescott	99.9
6.	K.C.	QB Patrick Mahomes	96.9
7.	<b>LAC</b>	<b>QB Justin Herbert</b>	<b>96.3</b>
	LAR/Det.	QB Jared Goff	96.3
9.	Sea./Den./Pit./NYG	QB Russell Wilson	93.4
10.	Det./LAR	QB Matthew Stafford	91.9

Herbert has thrown 40 touchdown passes in his 23 prime-time starts, tying for No. 5 in the NFL in primetime since he entered the league in 2020.

### PRIME-TIME PASSING TOUCHDOWNS, SINCE 2020

Rank	Team/s	Player	Passing Touchdowns
1.	Buf.	QB Josh Allen	66
2.	K.C.	QB Patrick Mahomes	59
3.	G.B./NYJ/Pit.	QB Aaron Rodgers	53
4.	Bal.	QB Lamar Jackson	43
5.	<b>LAC</b>	<b>QB Justin Herbert</b>	<b>40</b>
	Dal.	QB Dak Prescott	40
7.	LAR/Det.	QB Jared Goff	34
8.	Sea./Den./Pit./NYG	QB Russell Wilson	31

## SUNDAY NIGHT FOOTBALL

**Justin Herbert** has appeared in nine career games on *Sunday Night Football*, totaling 2,633 passing yards and 17 touchdowns with five interceptions on 245-of-371 passing (66.0 pct.) for a 96.3 passer rating. In four of those games, Herbert has registered a completion percentage of at least 65.0 and attempted at least 40 passes, tied for the third-most of those performances since the program's inception in 2006.

In the team's Week 14 win on *SNF* in 2022, Herbert completed 39 passes on 51 attempts (76.5 pct.) for 367 yards and a touchdown with zero interceptions (102.3 rating). His 76.5 completion percentage was the best ever in a Sunday night contest by a quarterback to throw zero interceptions and 45-plus attempts.

### HIGHEST COMPLETION PCT., SUNDAY NIGHT GAME, MIN. 45 ATT., AND ZERO INTERCEPTIONS, NFL HISTORY

Rk.	Team	Game	Player	Comp. Pct.
1.	<b>LAC</b>	<b>Dec. 11, 2022 vs. Mia.</b>	<b>QB Justin Herbert</b>	<b>76.5</b>
2.	T.B.	Oct. 2, 2022 vs. K.C.	QB Tom Brady	75.0
3.	N.E.	Oct. 27, 1996 vs. Buf.	QB Drew Bledsoe	71.1
4.	K.C.	Nov. 14, 2021 at L.V.	QB Patrick Mahomes	70.0

Herbert completed his first 15 passes of the team's 2023 Week 8 win over Chicago on *SNF*, finishing with 298 yards and three touchdowns with zero interceptions on 31-of-40 passing (77.5 pct.) to register a 122.7 passer rating. Herbert's completion percentage was the fourth-highest in a Sunday night contest in NFL history among players with at least 40 passing attempts and zero interceptions.

### HIGHEST COMPLETION PCT., SUNDAY NIGHT GAME, MIN. 40 ATT., AND ZERO INTERCEPTIONS, NFL HISTORY

Rk.	Team	Game	Player	Comp. Pct.
1.	N.O.	Nov. 10, 2013 vs. Dal.	QB Drew Brees	82.9
2.	Mia.	Nov. 5, 2017 vs. Oak.	QB Jay Cutler	81.0
3.	N.O.	Oct. 4, 2015 vs. Dal.	QB Drew Brees	80.5
4.	<b>LAC</b>	<b>Oct. 29, 2023 vs. Chi.</b>	<b>QB Justin Herbert</b>	<b>77.5</b>
5.	<b>LAC</b>	<b>Dec. 11, 2022 vs. Mia.</b>	<b>QB Justin Herbert</b>	<b>76.5</b>

Herbert made his first career appearance on *SNF* in Week 11 of 2021 against Pittsburgh, throwing for 382 yards and three touchdowns with an interception on 31-of-40 passing (73.2 pct.) for a 116.1 passer rating. He added 90 rushing yards to become the first player ever to have at least 350 yards passing and 90 yards rushing in a single game.

His 116.1 passer rating was the best in a quarterback's first career start on *SNF* with at least 40 passing attempts since the program began in 2006. It was also the best passer rating by a quarterback ever in their first career start in a Sunday night game (min. 40 att.).

### PASSER RATING, FIRST CAREER START IN A SUNDAY NIGHT GAME, MINIMUM 40 ATTEMPTS, NFL HISTORY

Rk.	Team	Game	Player	Passer Rtg.
1.	<b>LAC</b>	<b>Nov. 21, 2021 vs. Pit.</b>	<b>QB Justin Herbert</b>	<b>116.1</b>
2.	Ari.	Oct. 2, 2005 vs. S.F.	QB Josh McCown	109.4
3.	StL	Nov. 18, 2001 at N.E.	QB Kurt Warner	105.4

# JUSTIN HERBERT IN PRIMETIME

## THURSDAY NIGHT FOOTBALL

**Justin Herbert** has made four appearances on *Thursday Night Football*, leading the Chargers to a pair of victories. In those four games, Herbert has completed 67.1 percent of his passes (100-of-149) for 1,168 yards and nine touchdowns with three interceptions (102.4 rating).

Since entering the NFL in 2020, Herbert has led the Bolts to a pair of come-from-behind wins on *Thursday Night Football*, tying for the most in the NFL on *TNF* in that span.

### FOURTH QUARTER/OVERTIME COMEBACK WINS, THURSDAY NIGHT FOOTBALL, NFL, SINCE 2020

Rk.	Team/s	Player	4Q/OT Comeback Wins
1.	LAC	QB Justin Herbert	2
	Cin.	QB Joe Burrow	2
	LAR/Det.	QB Jared Goff	2
	Min./Atl.	QB Kirk Cousins	2
	Phi./Ind./LAR/K.C.	QB Carson Wentz	2
6.	—	14 Other Players	1

Herbert recorded his first career comeback win in the fourth quarter or overtime as a rookie in 2020 in Week 15 at Las Vegas, leading the Bolts to a 30-27 overtime victory. He finished the game with 314 passing yards and two touchdowns on 22-of-32 passing (68.8 pct.) for a 121.1 passer rating. Herbert added a rushing touchdown in overtime to secure the victory.

At 22 years, 282 days old, Herbert became the second-youngest player to mount a come-from-behind win in the fourth quarter or overtime of a Thursday night game in NFL history.

### YOUNGEST QUARTERBACKS TO LEAD A COME-FROM-BEHIND WIN IN FOURTH QUARTER OR OVERTIME, THURSDAY NIGHT GAMES, NFL HISTORY

Rk.	Team	Game	Player	Age (Yrs-Days)
1.	S.F.	Dec. 14, 2006 at Sea.	QB Alex Smith	22-221
2.	LAC	Dec. 17, 2020 at L.V.	QB Justin Herbert	22-282
3.	Dal.	Dec. 1, 2016 at Min.	QB Dak Prescott	23-125

## MONDAY NIGHT FOOTBALL

In nine appearances on *Monday Night Football*, **Justin Herbert** has thrown for 2,131 yards and 11 scores with three interceptions on 211-of-329 passing (64.1 pct.) for a 89.9 passer rating.

In 2020, Herbert tossed four touchdown passes on *Monday Night Football*, setting the program's single-game rookie passing touchdown record. He added three touchdowns in the lone Monday night contest in 2021, making him one of four players with seven or more touchdown passes in their first two starts on *MNF* since the program began in 1970.



# LADD McCONKEY



## McCONKEY SETS POSTSEASON MARKS

In his NFL postseason debut, **WR Ladd McConkey** turned in a record-setting performance, totaling 197 receiving yards on nine receptions (21.9 avg.), including an 86-yard touchdown. His 197 receiving yards set an NFL postseason rookie record, while his 86-yard touchdown was the second-longest reception by a rookie in postseason history.

### MOST RECEIVING YARDS, ROOKIES, SINGLE POSTSEASON GAME, NFL HISTORY

Rk.	Team	Game	Player	Rec. Yds
1.	LAC	Jan. 11, 2025 at Hou.*	WR Ladd McConkey	197
2.	LAR	Jan. 14, 2024 at Det.†	WR Puka Nacua	181
3.	Sea.	Jan. 5, 2020 at Phi.†	WR DK Metcalf	160
4.	Phi.	Jan. 9, 2010 at Dal.†	WR Jeremy Maclin	146
5.	S.D.	Jan. 12, 2014 at Den.**	WR Keenan Allen	142
	Phi.	Dec. 31, 1988 at Chi.**	TE Keith Jackson	142

### LONGEST RECEPTION, ROOKIES, POSTSEASON, NFL HISTORY

Rk.	Team	Game	Player	Length
1.	N.O.	Jan. 21, 2007 at Chi.†††	RB Reggie Bush	88^
2.	LAC	Jan. 11, 2025 at Hou.*	WR Ladd McConkey	86^
3.	Phi.	Jan. 9, 2010 at Dal.†	WR Jeremy Maclin	76^
4.	Cin.	Jan. 8, 2006 vs. Pit.*	WR Chris Henry	66
5.	Phi.	Dec. 31, 1988 at Chi.††	TE Keith Jackson	65

^Touchdown  
 \*AFC Wild Card  
 \*\*AFC Divisional  
 †NFC Wild Card  
 ††NFC Divisional  
 †††NFC Championship

## ONE OF THE BEST BOLTS THROUGH TWO YEARS

One year after setting franchise rookie records for receptions and receiving yards, **WR Ladd McConkey** has continued his excellence, ranking among the most productive in team history through two seasons. He ranks highly with 110 receptions (sixth) and 1,462 yards (fifth) in franchise history through the first two years of a career. McConkey's 68 receiving first downs are also third by a Charger through two seasons since the stat began being tracked in 1992.

### RECEPTIONS, ROOKIES, CHARGERS HISTORY

Rank	Seasons	Player	Receptions
1.	2013-14	WR Keenan Allen	148
2.	2001-02	RB LaDainian Tomlinson	138
3.	1978-79	WR John Jefferson	117
4.	1979-80	TE Kellen Winslow	114
5.	1988-89	WR Anthony Miller	111
6.	2024-25	WR Ladd McConkey	110
7.	1984-85	RB/KR Lionel James	109

### RECEIVING YARDS, ROOKIES, CHARGERS HISTORY

Rank	Season	Player	Receiving Yards
1.	1978-79	WR John Jefferson	2,091
2.	2013-14	WR Keenan Allen	1,829
3.	1988-89	WR Anthony Miller	1,778
4.	1978-79	TE Kellen Winslow	1,545
5.	2024-25	WR Ladd McConkey	1,462
6.	2003-04	TE Antonio Gates	1,363

### RECEIVING FIRST DOWNS, ROOKIES, CHARGERS, SINCE 1992

Rank	Season	Player	Receiving First Downs
1.	2013-14	WR Keenan Allen	95
2.	2003-04	TE Antonio Gates	74
3.	2024-25	WR Ladd McConkey	68
4.	2016-17	TE Hunter Henry	62
5.	2021-22	WR Joshua Palmer	57

# LADD McCONKEY

## McCONKEY SETS TEAM ROOKIE RECORDS

In his rookie season, **WR Ladd McConkey** paced the team in receptions (82) and receiving yards (1,149), while ranking second in touchdown grabs (seven). He set team rookie records with his 82 catches and 1,149 yards, while his seven touchdown grabs are the fourth-most in a season in team history by a rookie.

### RECEPTIONS, ROOKIES, CHARGERS HISTORY

Rank	Season	Player	Receptions
1.	2024	<b>WR Ladd McConkey</b>	<b>82</b>
2.	2013	WR Keenan Allen	71
3.	2001	RB LaDainian Tomlinson	59
4.	1978	WR John Jefferson	56
5.	1981	RB James Brooks	46

### RECEIVING YARDS, ROOKIES, CHARGERS HISTORY

Rank	Season	Player	Receiving Yards
1.	2024	<b>WR Ladd McConkey</b>	<b>1,149</b>
2.	2013	WR Keenan Allen	1,046
3.	1978	WR John Jefferson	1,001
4.	1988	WR Anthony Miller	526
5.	1996	WR Charlie Jones	524

In the team's Week 11 win over Cincinnati, McConkey recorded a career-best 123 yards on six receptions (20.5 avg.). It was the seventh-most receiving yards in a single game by a Chargers rookie ever and the most by a Bolts rookie in a game since 2013.

### MOST RECEIVING YARDS, ROOKIES, SINGLE GAME, CHARGERS HISTORY

Rank	Game	Player	Rec. Yds
1	Dec. 4, 1978 vs. Chi.	WR John Jefferson	155
2.	Dec. 17, 1978 at Hou. ^	WR John Jefferson	149
3.	Nov. 3, 1974 vs. Cle.	WR Harrison Davis	142
4.	Nov. 12, 1978 vs. K.C.	WR John Jefferson	130
5.	Nov. 3, 2013 at Was.	WR Keenan Allen	128
6.	Nov. 24, 2013 at K.C.	WR Keenan Allen	124
<b>7.</b>	<b>Nov. 17, 2024 vs. Cin.</b>	<b>WR Ladd McConkey</b>	<b>123</b>
8.	Nov. 3, 1974 vs. Cle.	RB Don Woods	119

*^Houston Oilers*

In Week 13, McConkey hauled in 117 receiving yards, his third 100-yard performance of the season. 105 of those yards came in the first half, the most ever by a Chargers rookie in a single first half. McConkey's three 100-yard receiving games tied for the second-most by a rookie in team history.

### GAMES WITH 100-PLUS RECEIVING YARDS, ROOKIES, CHARGERS HISTORY

Rank	Season	Player	Games
1.	2013	WR Keenan Allen	5
<b>2.</b>	<b>2024</b>	<b>WR Ladd McConkey</b>	<b>3</b>
	1978	WR John Jefferson	3
4.	—	Six Other Players	1



## McCONKEY A STANDOUT ROOKIE

**WR Ladd McConkey** stood out amongst first-year players, ranking No. 4 in receptions (82) and receiving yards (1,149) among rookies, while his seven touchdown grabs tied for the fourth-most among rookies in 2024. He was the only rookie with at least 50 catches this season to have been selected outside of the first round.

The Georgia product moved the chains or scored on 63.4 percent of his receptions in 2024, the best rate among rookies with at least 70 catches.

### RECEPTIONS, ROOKIES, NFL, 2024

Rank	Team	Player	Receptions
1.	L.V.	TE Brock Bowers	112
2.	NYG	WR Malik Nabers	109
3.	Jax.	WR Brian Thomas Jr.	87
<b>4.</b>	<b>LAC</b>	<b>WR Ladd McConkey</b>	<b>82</b>
5.	Ari.	WR Marvin Harrison Jr.	62

### RECEIVING YARDS, ROOKIES, NFL, 2024

Rank	Team	Player	Receiving Yards
1.	Jax.	WR Brian Thomas Jr.	1,282
2.	NYG	WR Malik Nabers	1,204
3.	L.V.	TE Brock Bowers	1,194
<b>4.</b>	<b>LAC</b>	<b>WR Ladd McConkey</b>	<b>1,149</b>
5.	Ari.	WR Marvin Harrison Jr.	885

### RECEIVING TOUCHDOWNS, ROOKIES, NFL, 2024

Rank	Team	Player	Receiving Touchdowns
1.	Jax.	WR Brian Thomas Jr.	10
2.	Ari.	WR Marvin Harrison Jr.	8
	T.B.	WR Jalen McMillan	8
<b>4.</b>	<b>LAC</b>	<b>WR Ladd McConkey</b>	<b>7</b>
	NYG	WR Malik Nabers	7
6.	K.C.	WR Xavier Worthy	6

### RECEIVING 1ST DOWN PCT., ROOKIES, MIN. 70 REC., NFL, 2024

Rank	Team	Player	Rec. 1st Down Pct.
<b>1.</b>	<b>LAC</b>	<b>WR Ladd McConkey</b>	<b>63.4</b>
2.	Jax.	WR Brian Thomas Jr.	60.9
3.	L.V.	TE Brock Bowers	54.5
4.	NYG	WR Malik Nabers	50.5

# KEENAN ALLEN

## IN ELITE COMPANY

In Week 6, **Keenan Allen** became the first player in NFL history to register 400 receptions from multiple passers (401 from **QB Justin Herbert** and 520 from former **QB Philip Rivers**). He was the third player to have at least 380 receptions from multiple passers, joining a pair of Hall of Famers — WR Jerry Rice and TE Tony Gonzalez. Rice caught 386 passes from Hall of Fame QB Joe Montana and 568 passes from Hall of Fame QB Steve Young. Gonzalez caught 419 passes from QB Trent Green and 383 passes from QB Matt Ryan.

### PLAYERS WITH 380 RECEPTIONS FROM MULTIPLE PASSERS, NFL HISTORY

Player	Passer 1 (Rec.)	Passer 2 (Rec.)
WR Jerry Rice*	QB Joe Montana* (386)	QB Steve Young* (568)
TE Tony Gonzalez*	QB Trent Green (419)	QB Matt Ryan (383)
<b>WR Keenan Allen</b>	<b>QB Philip Rivers (520)</b>	<b>QB Justin Herbert (401)</b>

*\*Pro Football Hall of Famer*

## SURPASSING 1,000

**Keenan Allen**, one of the best high-volume receivers in NFL history, became the 16th player in NFL history to eclipse 1,000 career receptions. His 1,007 career catches rank No. 15 all-time.

### MOST RECEPTIONS, NFL HISTORY

Rank	Team/s	Player	Receptions
1.	S.F./Oak./Sea.	WR Jerry Rice*	1,549
2.	Ari.	WR Larry Fitzgerald	1,432
3.	K.C./Atl.	TE Tony Gonzalez*	1,325
4.	Dal./L.V.	TE Jason Witten	1,228
5.	Ind.	WR Marvin Harrison*	1,102
6.	Phi./Min./Mia.	WR Cris Carter*	1,101
7.	Oak./T.B.	WR Tim Brown*	1,094
8.	S.F./Phi./Dal./Buf./Cin.	WR Terrell Owens*	1,078
9.	Ari./Bal./S.F./Det.	WR Anquan Boldin	1,076
10.	Ind.	WR Reggie Wayne	1,070
11.	Hou./Ind./Ten.	WR Andre Johnson*	1,062
12.	K.C.	TE Travis Kelce	1,032
13.	Car./Bal.	WR Steve Smith	1,031
14.	StL/S.F.	WR Isaac Bruce*	1,024
<b>15.</b>	<b>LAC/Chi.</b>	<b>WR Keenan Allen</b>	<b>1,007</b>
16.	Pit.	WR Hines Ward	1,000
17.	Hou./Ari./Ten./K.C./Bal.	WR DeAndre Hopkins	993
18.	G.B./L.V./NYJ/LAR	WR Davante Adams	983
19.	Min./Oak./N.E./Ten./S.F.	WR Randy Moss*	982

*\*Pro Football Hall of Famer*

## A HISTORIC TRACK RECORD

**Keenan Allen** eclipsed 1,000 career receptions in Week 5, becoming the 16th player ever to reach that mark. He accomplished the feat in his 159th career game, the fewest games to reach that mark by any player in NFL history. Allen previously set the all-time record for the fewest games to reach 950 catches (150 games), 900 catches (139 games), and 700 catches (111 games) and 600 catches (96 games).

### FEWEST GAMES TO 1,000 RECEPTIONS, NFL HISTORY

Rank	Team/s	Player	Games
<b>1.</b>	<b>LAC</b>	<b>WR Keenan Allen</b>	<b>159</b>
2.	Ind.	WR Marvin Harrison*	167
3.	Hou.	WR Andre Johnson*	168
4.	K.C.	TE Travis Kelce	175
5.	S.F./Oak./Sea.	WR Jerry Rice*	181

### FEWEST GAMES TO 950 RECEPTIONS, NFL HISTORY

Rank	Team/s	Player	Games
<b>1.</b>	<b>LAC/Chi.</b>	<b>WR Keenan Allen</b>	<b>150</b>
2.	Ind.	WR Marvin Harrison*	158
3.	Hou.	WR Andre Johnson*	159
4.	G.B./L.V./NYJ	WR Davante Adams	163
5.	K.C.	TE Travis Kelce	167

### FEWEST GAMES TO 900 RECEPTIONS, NFL HISTORY

Rank	Team/s	Player	Games
<b>1.</b>	<b>LAC</b>	<b>WR Keenan Allen</b>	<b>139</b>
2.	Pit./N.E./T.B.	WR Antonio Brown	143
3.	Ind.	WR Marvin Harrison*	149
4.	Hou.	WR Andre Johnson*	150
5.	Atl./Ten./T.B.	WR Julio Jones	153

Allen previously set records for the most receptions through the first 150 games of a career (951 catches) and the first 100 games of a career (624 catches).

### RECEPTIONS, FIRST 150 CAREER GAMES, NFL HISTORY

Rank	Team/s	Player	Receptions
<b>1.</b>	<b>LAC/Chi.</b>	<b>WR Keenan Allen</b>	<b>951</b>
2.	Pit./N.E./T.B.	WR Antonio Brown	928
3.	Ind.	WR Marvin Harrison*	907
4.	Hou.	WR Andre Johnson*	900
5.	Atl./Ten./T.B.	WR Julio Jones	890

*\*Pro Football Hall of Famer*

# KEENAN ALLEN

## THE TOP TARGET

Keenan Allen is the best high-volume receiver in NFL history, setting all-time records for the most games with at least 16 catches (two), 15 catches (three), 14 catches (six), 13 catches (eight), 12 catches (12) and 11 catches (16).

### MOST GAMES WITH 16-PLUS RECEPTIONS, NFL HISTORY

Rk.	Team/s	Player	Games
1.	LAC/Chi.	WR Keenan Allen	2
	Den./Mia./Chi./NYJ/NYG/Sea.	WR Brandon Marshall	2
	Pit./N.E./T.B.	WR Antonio Brown	2

### MOST GAMES WITH 15-PLUS RECEPTIONS, NFL HISTORY

Rk.	Team/s	Player	Games
1.	LAC/Chi.	WR Keenan Allen	3
2.	Dal./L.V.	TE Jason Witten	2
	Den./Mia./Chi./NYJ/NYG/Sea.	WR Brandon Marshall	2
	S.D./Mia./N.E./Den./StL	WR Wes Welker	2
	Pit./N.E./T.B.	WR Antonio Brown	2

### MOST GAMES WITH 14-PLUS RECEPTIONS, NFL HISTORY

Rank	Team/s	Player	Games
1.	LAC/Chi.	WR Keenan Allen	6
2.	Pit./N.E./T.B.	WR Antonio Brown	4
3.	Dal./L.V.	TE Jason Witten	3
	Cin.	WR Ja'Marr Chase	3
5.	—	10 Other Players	2

### MOST GAMES WITH 13-PLUS RECEPTIONS, NFL HISTORY

Rank	Team/s	Player	Games
1.	LAC/Chi.	WR Keenan Allen	8
2.	G.B./L.V./NYJ/LAR	WR Davante Adams	6
3.	S.D./Mia./N.E./Den./StL	WR Wes Welker	5
	Pit./N.E./T.B.	WR Antonio Brown	5
5.	—	Five Other Players	4

### MOST GAMES WITH 12-PLUS RECEPTIONS, NFL HISTORY

Rank	Team/s	Player	Games
1.	LAC/Chi.	WR Keenan Allen	12
2.	S.D./Mia./N.E./Den./StL	WR Wes Welker	9
3.	Ind.	WR Marvin Harrsion*	8
	G.B./L.V./NYJ/LAR	WR Davante Adams	8
5.	S.F./Oak./Sea.	WR Jerry Rice*	7
	Hou./Ind./Ten.	WR Andre Johnson*	7
	Pit./N.E./T.B.	WR Antonio Brown	7

### MOST GAMES WITH 11-PLUS RECEPTIONS, NFL HISTORY

Rank	Team/s	Player	Games
1.	LAC	WR Keenan Allen	16
2.	Hou./Ind./Ten.	WR Andre Johnson*	13
3.	—	Five Other Players	12

\*Pro Football Hall of Famer



## A LEAGUE LEADER

In his return to the Chargers, Keenan Allen has continued to be among the top players in the AFC. He fourth in the conference this season with 33 receptions, tied for eighth with three touchdown grabs and ranks No. 3 with 20 receiving first downs.

### RECEPTIONS, AFC, 2025

Rank	Team	Player	Receptions
1.	Cin.	WR Ja'Marr Chase	42
2.	NYJ	WR Garrett Wilson	36
3.	Bal.	WR Zay Flowers	34
4.	LAC	WR Keenan Allen	33
5.	N.E.	WR Stefon Diggs	32

### RECEIVING TOUCHDOWNS, AFC, 2025

Rank	Team	Player	Receiving Touchdowns
1.	LAC	WR Quentin Johnston	4
	Cin.	WR Ja'Marr Chase	4
	Ind.	WR Michael Pittman Jr.	4
	L.V.	WR Tre Tucker	4
	Mia.	TE Darren Waller	4
	NYJ	WR Garrett Wilson	4
	Pit.	WR DK Metcalf	4
5.	LAC	WR Keenan Allen	3
	—	Nine Other Players	3

### RECEIVING FIRST DOWNS, AFC, 2025

Rank	Team	Player	Receiving First Downs
1.	Cin.	WR Ja'Marr Chase	21
	Mia.	WR Jaylen Waddle	21
3.	LAC	WR Keenan Allen	20
4.	Den.	WR Courtland Sutton	19
	Ind.	WR Michael Pittman Jr.	19
	Ind.	TE Tyler Warren	19
	K.C.	TE Travis Kelce	19
	N.E.	WR Stefon Diggs	19

# KEENAN ALLEN



## CAPTAIN CONSISTENT

Keenan Allen owns the most games with 12-plus catches and 100 receiving yards in NFL history (11), while his 15 career games with at least 11 receptions and 100 yards is also an all-time record.

### MOST GAMES WITH 12-PLUS RECEPTIONS AND 100-PLUS RECEIVING YARDS, NFL HISTORY

Rank	Team/s	Player	Games
1.	LAC/Chi.	WR Keenan Allen	11
2.	Ind.	WR Marvin Harrison*	8
	S.D./Mia./N.E./Den./StL	WR Wes Welker	8
4.	S.F./Oak./Sea.	WR Jerry Rice*	7
	Hou./Ind./Ten.	WR Andre Johnson*	7
	G.B./L.V./NYJ/LAR	WR Davante Adams	7

### MOST GAMES WITH 11-PLUS RECEPTIONS AND 100-PLUS RECEIVING YARDS, NFL HISTORY

Rank	Team/s	Player	Games
1.	LAC/Chi.	WR Keenan Allen	15
2.	Hou./Ind./Ten.	WR Andre Johnson*	13
3.	Ind.	WR Marvin Harrison*	11
	Pit./N.E./T.B.	WR Antonio Brown	11
	Atl./Ten./T.B.	WR Julio Jones	11
	S.D./Mia./N.E./Den./StL	WR Wes Welker	11

### MOST GAMES WITH 10-PLUS RECEPTIONS AND 100-PLUS RECEIVING YARDS, NFL HISTORY

Rank	Team/s	Player	Games
1.	Hou./Ind./Ten.	WR Andre Johnson*	21
2.	Pit./N.E./T.B.	WR Antonio Brown	20
3.	LAC/Chi.	WR Keenan Allen	19
	G.B./L.V./NYJ/LAR	WR Davante Adams	19
5.	Atl./Ten./T.B.	WR Julio Jones	18

\*Pro Football Hall of Famer

## KEENAN KEEPS CLIMBING

Keenan Allen is among the elite pass catchers in franchise history. His 937 career receptions are the most ever by a Bolts wide receiver and rank No. 2 in franchise history. Allen ranks second in receiving yards (10,846), No. 3 in touchdown catches (62) and fifth in total touchdowns (63) in Chargers history.

Allen has 20 career games with 10-plus catches, the most ever by any Charger, while his 38 100-yard receiving games ranks No. 2.

### CAREER RECEPTIONS, CHARGERS HISTORY

Rank	Seasons	Player	Receptions
1.	2003-18	TE Antonio Gates*	955
2.	2013-23, '25-Present	WR Keenan Allen	937
3.	1976-86	WR Charlie Joiner*	586
4.	1979-87	TE Kellen Winslow*	541
5.	2001-09	RB LaDainian Tomlinson*	530
6.	1962-70	FL Lance Alworth*	493

### CAREER RECEIVING YARDS, CHARGERS HISTORY

Rank	Seasons	Player	Receiving Yards
1.	2003-18	TE Antonio Gates*	11,841
2.	2013-23, '25-Present	WR Keenan Allen	10,846
3.	1962-70	FL Lance Alworth*	9,584
4.	1976-86	WR Charlie Joiner*	9,203
5.	1966-76	WR Gary Garrison	7,533

### CAREER RECEIVING TOUCHDOWNS, CHARGERS HISTORY

Rank	Seasons	Player	Receiving TDs
1.	2003-18	TE Antonio Gates*	116
2.	1962-70	FL Lance Alworth*	81
3.	2013-23, '25-Present	WR Keenan Allen	62
4.	1966-76	WR Gary Garrison	58
5.	1976-86	WR Charlie Joiner*	47

### CAREER TOUCHDOWNS, CHARGERS HISTORY

Rank	Seasons	Player	Touchdowns
1.	2001-09	RB LaDainian Tomlinson*	153
2.	2003-18	TE Antonio Gates*	116
3.	1962-70	FL Lance Alworth*	83
4.	2017-23	RB Austin Ekeler	69
5.	2013-23, '25-Present	WR Keenan Allen	63
6.	1966-76	WR Gary Garrison	58
7.	2015-19	RB Melvin Gordon III	47
	1976-86	WR Charlie Joiner*	47

### GAMES WITH 100-PLUS RECEIVING YARDS, CHARGERS HISTORY

Rank	Seasons	Player	Games
1.	1962-70	FL Lance Alworth*	41
2.	2013-23, '25-Present	WR Keenan Allen	38
3.	1979-87	TE Kellen Winslow*	24
4.	1976-86	WR Charlie Joiner*	23
	1966-76	WR Gary Garrison	23

\*Pro Football Hall of Famer

# QUENTIN JOHNSTON

## JOHNSTON HAULS IN SCORES

Quentin Johnston ranks tied for No. 1 the NFL with four touchdown grabs in 2025, continuing his scoring after being among the AFC's best scoring threats in 2024. Last season, he scored a career-high eight receiving touchdowns. Johnston's 12 touchdowns since the start of the 2024 season are tied for No. 5 in the NFL over that span.

### RECEIVING TOUCHDOWNS, AFC, 2025

Rank	Team	Player	Receiving Touchdowns
1.	LAC	WR Quentin Johnston	4
	Cin.	WR Ja'Marr Chase	4
	Ind.	WR Michael Pittman Jr.	4
	L.V.	WR Tre Tucker	4
	Mia.	TE Darren Waller	4
	NYJ	WR Garrett Wilson	4
	Pit.	WR DK Metcalf	4
5.	LAC	WR Keenan Allen	3
	—	Nine Other Players	3

### RECEIVING TOUCHDOWNS, NFL, SINCE 2024

Rank	Team/s	Player	Receiving Touchdowns
1.	Cin.	WR Ja'Marr Chase	21
2.	Det.	WR Amon-Ra St. Brown	18
3.	Bal.	TE Mark Andrews	13
	Was.	WR Terry McLaurin	13
5.	LAC	WR Quentin Johnston	12
	Cin.	WR Tee Higgins	12
	T.B.	WR Mike Evans	12
8.	Atl.	WR Drake London	11
	Den.	WR Courtland Sutton	11
	Jax.	WR Brian Thomas Jr.	11
	L.V./NYJ/LAR	WR Davante Adams	11
	Min.	WR Justin Jefferson	11
	NYJ	WR Garrett Wilson	11



## RACKING UP YARDS

Quentin Johnston has been one of the league's most productive receivers in 2025, ranking No. 7 in the AFC with 377 receiving yards. He hauled in a 60-yard touchdown in Week 2, his second catch of 60-plus yards over the last two seasons.

### RECEIVING YARDS, AFC, 2025

Rank	Team	Player	Receiving Yards
1.	Cin.	WR Ja'Marr Chase	468
2.	Bal.	WR Zay Flowers	423
3.	NYJ	WR Garrett Wilson	395
4.	Mia.	WR Jaylen Waddle	390
5.	N.E.	WR Stefon Diggs	387
6.	Den.	WR Courtland Sutton	382
7.	LAC	WR Quentin Johnston	377
8.	Ind.	TE Tyler Warren	370
9.	L.V.	WR Tre Tucker	356
	Pit.	WR DK Metcalf	356

# DERWIN JAMES JR.



## A PLAYER OF THE WEEK PERFORMANCE

In Week 3, **Derwin James Jr.**, put forth a dominant performance, earning AFC Defensive Player of the Week honors for his efforts. The defensive chess piece totaled 12 tackles (10 solo), a sack and a career-high four tackles for loss, becoming just the sixth NFL player and first defensive back since tackles for loss began being tracked in 2008 to have 10 solo tackles, a sack and four tackles for loss in a single game.

### DEFENSIVE BACKS WITH 10 SOLO TACKLES, A SACK AND FOUR TACKLES FOR LOSS, SINGLE GAME, NFL, SINCE 2008

Game	Tm.	Player	Scks.	TFL	So. Tkl.
Sept. 21, 2025 vs. Den.	LAC	S D.James Jr.	1.0	4	10
Oct. 23, 2017 at Phi.	Was.	LB Z.Brown	1.5	4	10
Oct. 15, 2017 vs. Chi.	Bal.	OLB M.Judon	2.0	4	12
Nov. 27, 2016 at Den.	K.C.	LB J.Houston	3.0	4	10
Dec. 16, 2012 vs. Ind.	Hou.	DE J.Watt	3.0	6	10
Oct. 30, 2011 at Phi.	Dal.	LB D.Ware	4.0	5	10

## MAKING AN IMPACT

**Derwin James Jr.**, eclipsed 500 career tackles in his 67th career game, doing so faster than any defensive back since the turn of the century. In Week 2, James eclipsed 600 career tackles, doing so in his 84th game to tie for the fewest games to reach that mark by a defensive back since 2000.

### FEWEST GAMES TO 500 TACKLES, DEFENSIVE BACKS, NFL, SINCE 2000

Rank	Team/s	Player	Games
1.	LAC	S Derwin James Jr.	67
2.	NYG/Was.	S Landon Collins	68
3.	NYG/Oak./Mia.	S Gibril Wilson	71

### FEWEST GAMES TO 600 TACKLES, DEFENSIVE BACKS, NFL, SINCE 2000

Rank	Team	Player	Games
1.	LAC	S Derwin James Jr.	84
	NYG/Was.	S Landon Collins	84
3.	G.B.	S Morgan Burnett	87
4.	Ari.	S Budda Baker	89

## GETTING AFTER THE QUARTERBACK

**Derwin James Jr.**, recorded a single-season career-best 5.5 sacks in 2024. He's added another 1.5 this season, to bring his career total to 18.5. His 18.5 sacks are tied for the third-most by any defensive back in their first eight pro seasons since the individual sack became a statistic in 1982.

### SACKS, DEFENSIVE BACKS, FIRST EIGHT SEASONS, NFL, SINCE 1982

Rank	Team/s	Player	Sacks
1.	NYJ/Sea./Det./Ten.	S Jamal Adams	21.5
2.	S.D.	S Rodney Harrison	19.5
3.	LAC	S Derwin James Jr.	18.5
	Ari.	S Adrian Wilson	18.5
5.	T.B.	S Antoine Winfield Jr.	18.0
	StL/Was./Chi.	S Adam Archuleta	18.0
	T.B.	CB Ronde Barber	18.0

In 2024's Week 17 victory at New England, James recorded a career-high two sacks, both of which came on fourth down. It's the most fourth-down sacks in a single game by any defensive back and just the sixth performance of two-plus sacks on fourth down since the individual sack became an official statistic in 1982.

### SACKS, FOURTH DOWN, SINGLE GAME, NFL, SINCE 1982

Rk.	Team	Game	Player	Sacks
1.	LAC	Dec. 28, 2024 at N.E.	S Derwin James Jr.	2.0
	Min.	Jan. 9, 2022 vs. Chi.	LB D.J. Wonnum	2.0
	Phi.	Sept. 12, 2021 at Atl.	DL Javon Hargrave	2.0
	Phi.	Dec. 30, 2018 at Was.	DT Fletcher Cox	2.0
	Min.	Sept. 30, 2012 at Det.	DE Everson Griffen	2.0
	StL	Nov. 30, 2003 vs. Min.	DE Leonard Little	2.0
7.	S.F.	Nov. 29, 2009 vs. Jax.	DT Justin Smith	1.5

## A SWISS-ARMY KNIFE

In 2024, **Derwin James Jr.**, recorded 93 tackles, 5.5 sacks, 10 tackles for loss, an interception and seven passes defended. He's one of just five players in the NFL this season — and only defensive back — to have at least 70 tackles, five sacks, an interception and five pass breakups.

### PLAYERS WITH 70 TACKLES, FIVE SACKS, AN INTERCEPTION AND FIVE PASSES DEFENDED, NFL, 2024

Rk.	Team	Player	Sacks	PDs	INTs	Tackles
1.	T.B.	LB Lavonte David	5.5	6	1	122
2.	Was.	LB Frankie Luvu	8.0	7	1	99
3.	LAC	S Derwin James Jr.	5.5	7	1	93
4.	Min.	OLB Andrew Van Ginkel	11.5	6	2	79

# DERWIN JAMES JR.

## AMONG THE BEST THROUGH 80 GAMES

**Derwin James Jr.**, who has appeared in 88 career games, recorded 585 tackles, 31 tackles for loss and 15.0 sacks in his first 80 career games played. He was just the seventh NFL player and the first defensive back to record 550 tackles, 30 tackles for loss and 15.0 sacks within the first 80 games of a career since tackles for loss began being tracked in 2008.

### PLAYERS WITH 550 TACKLES, 25 TACKLES FOR LOSS AND 15 SACKS, FIRST 80 CAREER GAMES, NFL, SINCE 2008

Seasons	Team/s	Player	Sacks	TFL	Tackles
<b>2018-24</b>	<b>LAC</b>	<b>S Derwin James Jr.</b>	<b>15.0</b>	<b>31</b>	<b>585</b>
2019-24	T.B./Hou.	LB Devin White	23.0	40	576
2018-23	Ind./Phi.	LB Shaquille Leonard	16.0	34	628
2018-23	Chi./Bal.	LB Roquan Smith	19.5	56	713
2012-17	Sea.	LB Bobby Wagner	15.5	38	715
2012-17	T.B.	LB Lavonte David	18.0	87	679
2007-12	S.F.	LB Patrick Willis	17.0	37	727

James is also one of eight players — and the only defensive back — since the turn of the century to post 550 tackles, five interceptions and 15 sacks within the first 80 games of a career.

### PLAYERS WITH 550 TACKLES, FIVE INTERCEPTIONS AND 15 SACKS, FIRST 80 CAREER GAMES, NFL, SINCE 2000

Seasons	Team/s	Player	Sacks	INTs	Tackles
<b>2018-24</b>	<b>LAC</b>	<b>S Derwin James Jr.</b>	<b>15.0</b>	<b>9</b>	<b>585</b>
2018-23	Ind./Phi.	LB Shaquille Leonard	16.0	12	628
2018-23	Chi./Bal.	LB Roquan Smith	19.5	8	713
2012-17	Sea.	LB Bobby Wagner	15.5	7	715
2012-17	T.B.	LB Lavonte David	18.0	10	679
2007-12	S.F.	LB Patrick Willis	17.0	6	727
2007-12	NYJ	LB David Harris	19.5	6	555
2000-05	Chi.	LB Brian Urlacher	32.5	7	640

## DERWIN'S PICKS AND SACKS BY PASSER

**Derwin James Jr.**, has recorded 10 interceptions and 18.5 sacks in his career. He has brought down Patrick Mahomes the most, totaling three sacks of the Texas Tech product. Below is a look at his career regular-season sacks and interceptions by passer:

### REGULAR-SEASON CAREER INTs BY PASSER (10)

INTs	Passer	Most Recent INT
1 . . . . .	QB Tyson Bagent	Oct. 29, 2023 vs. Chi.
	QB Derek Carr	Oct. 4, 2021 vs. L.V.
	QB Kirk Cousins	Dec. 1, 2024 at Atl.
	QB Nick Foles	Dec. 26, 2022 at Ind.
	QB Jared Goff	Sept. 23, 2018 at LAR
	QB Drew Lock	Nov. 28, 2021 at Den.
	QB Kyler Murray	Nov. 27, 2022 at Ari.
	QB Ben Roethlisberger	Dec. 2, 2018 at Pit.
	QB Josh Rosen	Nov. 25, 2018 vs. Ari.
	QB Tua Tagovailoa	Oct. 12, 2025 at Mia.

### REGULAR-SEASON CAREER SACKS BY PASSER (18.5)

Sacks	Passer	Most Recent Sack
3.0 . . . . .	QB Patrick Mahomes	Dec. 8, 2024 at K.C.
2.0 . . . . .	QB Drake Maye	Dec. 28, 2024 at N.E.
1.5 . . . . .	QB Baker Mayfield	Oct. 10, 2021 vs. Cle.
1.0 . . . . .	QB Josh Allen	Sept. 16, 2018 at Buf.
	QB C.J. Beathard	Sept. 30, 2018 vs. S.F.
	QB Joe Burrow	Nov. 17, 2024 vs. Cin.
	QB Derek Carr	Sept. 11, 2022 vs. L.V.
	QB Justin Fields	Sept. 22, 2024 at Pit.
	QB Lamar Jackson	Nov. 25, 2024 vs. Bal.
	QB Marcus Mariota	Nov. 6, 2022 at Atl.
	QB Bo Nix	Sept. 21, 2025 vs. Den.
	QB Jarrett Stidham	Dec. 31, 2023 at Den.
	QB Russell Wilson	Oct. 17, 2022 vs. Den.
	QB Bailey Zappe	Dec. 3, 2023 at N.E.
0.5 . . . . .	QB Jaxson Dart	Sept. 28, 2025 at NYG
	QB Dak Prescott	Sept. 19, 2021 vs. Dal.

# DAIYAN HENLEY



## TOUGH AS NAILS

In the team's Week 2 win in Las Vegas, **Daiyan Henley** was a late addition to the injury report. Despite battling an illness, he forced a turnover on downs with an 11-yard sack and had one of the team's three interceptions, while also adding 10 tackles (seven solo), two tackles for loss, a QB hit and two passes defended. With the performance, Henley became the sixth player in the last 10 seasons to have 10 tackles, a sack, an interception and multiple pass breakups in a single game.

### PLAYERS WITH 10 TACKLES, A SACK, AN INTERCEPTION AND MULTIPLE PASSES DEFENSED, SINGLE GAME, NFL, SINCE 2016

Game	Tm.	Player	Tkls.	Scks.	INTs	PD
<b>Sept. 15, 2025 at L.V.</b>	<b>LAC</b>	<b>LB D.Henley</b>	<b>10</b>	<b>1.0</b>	<b>1</b>	<b>2</b>
Sept. 12, 2021 vs. NYJ	Car.	LB S.Thompson	10	1.0	1	2
Dec. 6, 2020 at Min.	Jax.	LB J.Schobert	12	1.0	1	2
Nov. 14, 2019 vs. Pit.	Cle.	LB J.Schobert	10	1.0	2	4
Nov. 10, 2019 vs. Mia.	Ind.	LB S.Leonard	13	1.0	1	2
Dec. 2, 2018 vs. S.F.	Sea.	LB B.Wagner	12	1.0	1	2
Dec. 11, 2016 vs. NYJ	S.F.	S J.Ward	10	1.0	1	3

## HENLEY GETS DOUBLE DIGITS

**Daiyan Henley** notched his first 10-tackle game of the 2025 season in the Week 2 victory over Las Vegas. Coupled with his nine double-digit tackle performances from last season, the Week 2 performance marked his 10th game of 10-plus tackles since the start of 2024, the third-most in the NFL in that span.

### MOST GAMES WITH 10-PLUS TACKLES, NFL, SINCE 2024

Rank	Team	Player	Games
1.	Bal.	LB Roquan Smith	11
	L.V./N.E.	LB Robert Spillane	11
<b>3.</b>	<b>LAC</b>	<b>LB Daiyan Henley</b>	<b>10</b>
	NYJ	LB Jamien Sherwood	10
5.	Atl.	LB Kaden Ellis	9
	N.O.	LB Demario Davis	9
	Phi.	LB Zack Baun	9
8.	Ari.	S Budda Baker	8
	Ind.	LB Zaire Franklin	8
	Ind./Hou.	LB E.J. Speed	8
	Was.	LB Bobby Wagner	8

### MOST GAMES WITH 10-PLUS TACKLES, NFL, 2024

Rank	Team	Player	Games
<b>1.</b>	<b>LAC</b>	<b>LB Daiyan Henley</b>	<b>9</b>
	Bal.	LB Roquan Smith	9
	Atl.	LB Kaden Ellis	9
4.	Ind.	LB Zaire Franklin	8
	Ind.	LB E.J. Speed	8
	L.V.	LB Robert Spillane	8
	Phi.	LB Zack Baun	8

Six of Henley's 10-tackle performances in 2024 were in consecutive games, the longest such streak in the NFL that season and setting the longest streak by a Charger since the turn of the century.

### CONSECUTIVE GAMES WITH 10-PLUS TACKLES, NFL, 2024

Rk.	Team	Player	Consec. Games (Dates)
<b>1.</b>	<b>LAC</b>	<b>LB Daiyan Henley</b>	<b>6 (Oct. 27, 2024-Dec. 1, 2024)</b>
2.	L.V.	LB Robert Spillane	5 (Sept. 8, 2024-Oct. 6, 2024)
3.	Atl.	LB Kaden Elliss	4 (Oct. 20, 2024-Nov. 10, 2024)
	Buf.	LB Dorian Williams	4 (Sept. 12, 2024-Oct. 6, 2024)
	Ind.	LB E.J. Speed	4 (Sept. 8, 2024-Sept. 29, 2024)
	Phi.	LB Nakobe Dean	4 (Dec. 10, 2024-Present)

### CONSECUTIVE GAMES WITH 10-PLUS TACKLES, CHARGERS, SINCE 2000

Rk.	Player	Dates	Consec. Games
<b>1.</b>	<b>LB Daiyan Henley</b>	<b>Oct. 27, 2024-Dec. 1, 2024</b>	<b>6</b>
2.	LB Donnie Edwards	Nov. 16, 2003-Dec. 7, 2003	4
3.	LB Drue Tranquill	Dec. 18, 2022-Jan. 1, 2023	3
	LB Kyzir White	Nov. 28, 2021-Dec. 12, 2021	3
	LB Kyzir White	Sept. 27, 2020-Oct. 12, 2020	3
	—	Eight Other Streaks	3

# DAIYAN HENLEY

## DAIYAN AN ELITE DEFENDER

In a breakout campaign, Henley finished tied for No. 11 in the NFL with his team-high 142 tackles. His versatility against the run and pass was on display, as Henley was the **only NFL player in 2024 to record at least 120 tackles and more than seven passes defended**. Henley's 142 tackles were the seventh-most by a Charger in a single season since the turn of the century.



TACKLES, NFL, 2024			
Rank	Team	Player	Tackles
1.	Ind.	LB Zaire Franklin	173
2.	Ari.	S Budda Baker	164
3.	L.V.	LB Robert Spillane	158
4.	Bal.	LB Roquan Smith	154
	NYJ	LB Jamien Sherwood	154
6.	Atl.	ILB Kaden Ellis	150
	Phi.	LB Zach Baun	150
8.	Ind.	S Nick Cross	145
9.	Cin.	LB Germaine Pratt	143
	Mia.	LB Jordyn Brooks	143
<b>11.</b>	<b>LAC</b>	<b>LB Daiyan Henley</b>	<b>142</b>
	Ind.	LB E.J. Speed	142

## PLAYERS WITH 135 TACKLES AND FIVE PASSES DEFENSED, NFL, 2024

Rank	Team	Player	Passes Def.	Tackles
1.	Ind.	LB Zaire Franklin	6	173
2.	Ari.	S Budda Baker	5	164
3.	L.V.	LB Robert Spillane	7	158
4.	Ind.	S Nick Cross	5	145
5.	Cin.	LB Germaine Pratt	6	143
	Mia.	LB Jordyn Brooks	6	143
<b>11.</b>	<b>LAC</b>	<b>LB Daiyan Henley</b>	<b>8</b>	<b>142</b>
	Ind.	LB E.J. Speed	5	142
9.	N.O.	LB Demario Davis	7	136

## TACKLES, SINGLE SEASON, CHARGERS, SINCE 2000

Rank	Season	Player	Tackles
1.	2003	LB Donnie Edwards	162
2.	2005	LB Donnie Edwards	154
3.	2004	LB Donnie Edwards	152
4.	2022	LB Drue Tranquill	144
	2021	LB Kyzir White	144
6.	2006	LB Donnie Edwards	143
<b>7.</b>	<b>2024</b>	<b>LB Daiyan Henley</b>	<b>142</b>
8.	2002	LB Donnie Edwards	129

## HENLEY MAKES AN IMPACT

In the team's Week 10 win in 2024, **Daiyan Henley** led the defense with 14 tackles and recorded the first sack of his career. He also added a tackle on special teams. Henley's performance was the 10th in the NFL since the beginning of the 2020 season with at least 10 tackles, a sack and a special teams tackle in a single game.

## PLAYERS WITH 10 TACKLES, A SACK AND A SPECIAL TEAMS TACKLE, SINGLE GAME, NFL, SINCE 2020

Game	Tm.	Player	Tkls.	Scks.	ST Tkl.
Jan. 5, 2025 at Dal.	Was.	S J.Chinn	12	1.0	1
Dec. 15, 2024 vs. Bal.	NYG	S D.Belton	14	1.0	1
<b>Nov. 10, 2024 vs. Ten.</b>	<b>LAC</b>	<b>LB D.Henley</b>	<b>14</b>	<b>1.0</b>	<b>1</b>
Nov. 20, 2022 vs. LAR	N.O.	LB K.Elliss	11	1.5	1
Sept. 11, 2022 vs. Phi.	Det.	S T.Walker	11	1.0	2
Dec. 5, 2021 vs. Ind.	Hou.	LB K.Grugier-Hill	19	1.0	1
Jan. 3, 2021 vs. Min.	Det.	S T.Walker	11	1.0	2
Jan. 3, 2021 at Den.	L.V.	LB N.Morrow	10	1.0	1
Dec. 13, 2020 vs. Min.	T.B.	S A.Winfield	11	1.0	1
Nov. 22, 2020 at Cle.	Phi.	LB A.Singleton	11	1.0	1
Nov. 1, 2020 vs. Dal.	Phi.	LB T.Edwards	12	1.0	1
Oct. 11, 2020 vs. Was.	LAR	LB T.Reeder	10	3.0	1

# TULI TUIPULOTU

## TULI SETS CAREER HIGH



**Tuli Tuipulotu** put forth a career performance in Week 4, setting career highs in total tackles (nine), solo stops (six), sacks (four), QB hits (five) and tackles for loss (five), while adding a forced fumble. His four sacks tied for the third-most sacks in a single game in franchise history. Tuipulotu became just the eighth player since 2010 to have three sacks, five tackles for loss and five pressures in a single game.

### SACKS, SINGLE GAME, CHARGERS, SINCE 1982

Rank	Game	Player	Sacks
1.	Oct. 1, 2023 vs. L.V.	OLB Khalil Mack	6.0
2.	Nov. 16, 1986 vs. Dal.	DE Leslie O'Neal	5.0
<b>3.</b>	<b>Sept. 28, 2025 at NYG</b>	<b>OLB Tuli Tuipulotu</b>	<b>4.0</b>
	Dec. 18, 2011 vs. Bal.	OLB Antwan Barnes	4.0
	Oct. 3, 2010 vs. Ari.	LB Shaun Phillips	4.0
	Oct. 22, 1995 at Sea.	DE Leslie O'Neal	4.0
	Dec. 6, 1992 at Phx.*	DE Leslie O'Neal	4.0
	Dec. 22, 1991 vs. Den.	DE Leslie O'Neal	4.0

\*Phoenix Cardinals

### PLAYERS WITH THREE SACKS, FIVE TACKLES FOR LOSS AND FIVE PRESSURES, SINGLE GAME, NFL, SINCE 2010

Game	Tm.	Player	Scks.	TFL	Pres.
<b>Sept. 28, 2025 at NYG</b>	<b>LAC</b>	<b>OLB T.Tuipulotu</b>	<b>4.0</b>	<b>5</b>	<b>8</b>
Oct. 1, 2023 vs. L.V.	LAC	OLB K.Mack	6.0	5	6
Nov. 29, 2020 at Buf.	LAC	OLB J.Bosa	3.0	6	5
Dec. 23, 2019 at Min.	G.B.	LB Z.Smith	3.5	5	6
Oct. 21, 2018 at S.F.	LAR	DT A.Donald	4.0	6	5
Dec. 13, 2015 at Den.	Oak.	DE K.Mack	5.0	5	9
Dec. 16, 2012 vs. Ind.	Hou.	DE J.Watt	3.0	6	6
Nov. 27, 2011 at Jax.	Hou.	OLB C.Barwin	4.0	5	11
Oct. 30, 2011 at Phi.	Dal.	LB D.Ware	4.0	5	5

## A LEAGUE LEADER

In 2025, **Tuli Tuipulotu** is among the NFL's most disruptive players. His 16 pressures are tied for fifth in the NFL, while he ranks No. 2 in the AFC with five sacks and tied for fourth in the conference with seven tackles for loss.

### PRESSURES, NFL, 2025

Rank	Team	Player	Pressures
1.	Pit.	LB Nick Herbig	19
2.	Den.	OLB Nik Bonitto	17
	LAR	OLB Byron Young	17
	LAR	OLB Jared Verse	17
<b>5.</b>	<b>LAC</b>	<b>OLB Tuli Tuipulotu</b>	<b>16</b>
	Den.	DL Zach Allen	16
	NYG	OLB Brian Burns	16
8.	Det.	DE Aidan Hutchinson	15

### SACKS, AFC, 2025

Rank	Team	Player	Sacks
1.	Den.	OLB Nik Bonitto	8.0
<b>2.</b>	<b>LAC</b>	<b>OLB Tuli Tuipulotu</b>	<b>5.0</b>
3.	Den.	OLB Jonathon Cooper	4.5
	N.E.	LB Harold Landry III	4.5
	Pit.	LB Nick Herbig	4.5
	Ten.	DT Jeffery Simmons	4.5
7.	Cin.	DE Trey Hendrickson	4.0
	Cle.	DE Myles Garrett	4.0
	Hou.	DE Danielle Hunter	4.0
	L.V.	DT Jonah Lauu	4.0
	L.V.	DE Maxx Crosby	4.0
	Mia.	LB Bradley Chubb	4.0

### TACKLES FOR LOSS, AFC, 2025

Rank	Team	Player	Tackles for Loss
1.	L.V.	DE Maxx Crosby	10
2.	Cle.	DE Myles Garrett	8
	Ten.	DT Jeffery Simmons	8
<b>4.</b>	<b>LAC</b>	<b>OLB Tuli Tuipulotu</b>	<b>7</b>
	Buf.	DT Deone Walker	7
	Den.	OLB Nik Bonitto	7
7.	—	Seven Other Players	6

# TULI TUIPULOTU

## REMEMBER, REMEMBER TULI IN NOVEMBER

Tuli Tuipulotu was the NFL's most disruptive pass rusher during the month of November, tying for the league lead with six sacks during the month.

The former Pac-12 Defensive Player of the Year also led the league with 10 quarterback hits in November. With six tackles for loss during the month, Tuipulotu was just the fifth player in the last 10 seasons to have five sacks, 10 quarterback hits and five tackles for loss during a single November.

### SACKS LEADERS, NOVEMBER, NFL, 2024

Rank	Team	Player	Sacks
1.	LAC	OLB Tuli Tuipulotu	6.0
	Cle.	DE Myles Garrett	6.0
3.	Dal.	LB Micah Parsons	5.5
4.	Hou.	DE Danielle Hunter	5.0
	LAR	DE Braden Fiske	5.0

### QUARTERBACK HITS LEADERS, NOVEMBER, NFL, 2024

Rank	Team	Player	QB Hits
1.	LAC	OLB Tuli Tuipulotu	10
2.	Bal.	OLB Oafe Oweh	9
	Cin.	DE Trey Hendrickson	9
	Dal.	DT Osa Odighizuwa	9
	Dal.	LB Micah Parsons	9
6.	—	Three Other Players	8

### PLAYERS WITH FIVE SACKS, 10 QUARTERBACK HITS AND FIVE TACKLES FOR LOSS, SINGLE NOVEMBER, NFL, SINCE 2015

Month	Team	Player	Sks	QB Hits	TFLs
Nov. 2024	LAC	OLB Tuli Tuipulotu	6.0	10	6
Nov. 2021	Dal.	LB Micah Parsons	6.5	12	8
Nov. 2020	N.O.	DE Cameron Jordan	5.0	10	6
Nov. 2019	NYJ	S Jamal Adams	6.5	10	5
Nov. 2015	Hou.	DE J.J. Watt	7.5	26	9

## TULI IMPACTS TWO PHASES

In the team's Week 9 victory in 2024, Tuli Tuipulotu recorded 2.5 sacks on defense and a pair of special teams tackles, becoming the first NFL player since 2020 and fifth since 2015 to have multiple sacks and multiple special teams tackles in the same game.

### PLAYERS WITH MULTIPLE SACKS AND MULTIPLE SPECIAL TEAMS TACKLES, SINGLE GAME, NFL, SINCE 2015

Game	Tm.	Player	Scks.	ST Tkl.
Nov. 3, 2024 at Cle.	LAC	OLB Tuli Tuipulotu	2.5	2
Dec. 20, 2020 vs. Phi.	Ari.	LB Dennis Gardeck	2.0	2
Oct. 15, 2017 vs. Chi.	Bal.	LB Matthew Judon	2.0	2
Dec. 18, 2016 vs. Cle.	Buf.	LB Lorenzo Alexander	1.5	3
Dec. 6, 2015 at Oak.	K.C.	LB Frank Zombo	2.0	3

## TULI'S STREAK OF MULTI-SACK GAMES



In three-straight games during the team's four-game winning streak in November, Tuli Tuipulotu recorded multiple sacks. He was the second NFL player this season and fourth Charger since sacks became an official statistic in 1982 to have three-straight games with multiple sacks. Tuipulotu was just the eighth player to have a three-game multi-sack streak within the first two seasons of a career since sacks became an official stat in 1982.

### CONSECUTIVE MULTI-SACK GAMES, CHARGERS, SINCE 1982

Rk.	Player	Dates	Consec. Games
1.	OLB Tuli Tuipulotu	Nov. 3, 2024-Nov. 17, 2024	3
	OLB Khalil Mack	Nov. 19, 2023-Dec. 3, 2023	3
	OLB Joey Bosa	Oct. 20, 2019-Nov. 3, 2019	3
	LB Shawne Merriman	Oct. 29, 2006-Dec. 10, 2006	3

### CONSECUTIVE MULTI-SACK GAMES, NFL, 2024

Rk.	Team	Player	Consec. Games (Dates)
1.	LAC	OLB Tuli Tuipulotu	3 (Nov. 3, 2024-Nov. 17, 2024)
	Bal.	OLB Kyle Van Noy	3 (Sept. 15, 2024-Sept. 29, 2024)

### CONSECUTIVE MULTI-SACK GAMES, WITHIN FIRST TWO PRO SEASONS, NFL, SINCE 1982

Rk.	Team	Player	Consec. Games (Dates)
1.	S.F.	LB Aldon Smith	4 (Oct. 29, 2012-Nov. 25, 2012)
2.	LAC	OLB Tuli Tuipulotu	3 (Nov. 3, 2024-Nov. 17, 2024)
	Oak.	DE Khalil Mack	3 (Nov. 29, 2015-Dec. 13, 2015)
	Hou.	DE J.J. Watt	3 (Sept. 16, 2012-Sept. 30, 2012)
	S.F.	LB Aldon Smith	3 (Oct. 2, 2011-Oct. 16, 2011)
	Pit.	LB LaMarr Woodley	3 (Sept. 29, 2008-Oct. 19, 2008)
	S.D.	LB Shawne Merriman	3 (Oct. 29, 2006-Dec. 10, 2006)
	Mia.	LB Bryan Cox	3 (Sept. 20, 1992-Oct. 4, 1992)
	Chi.	DE Richard Dent	3 (Oct. 21, 1984-Nov. 4, 1984)

# CAMERON DICKER

## PINPOINT ACCURACY

**Cameron Dicker** has made 105-of-111 career field goal attempts. His field goal percentage of 94.6 is the best in NFL history by a player with at least 100 attempts.

### FIELD GOAL PCT., MIN. 100 ATTEMPTS, NFL HISTORY

Rank	Team/s	Player	Field Goal Pct. (Made-Att.)
1.	Phi./LAC	<b>K Cameron Dicker</b>	<b>94.6 (105-111)</b>
2.	Four Teams*	K Eddy Pineiro	89.4 (126-141)
3.	Bal.	K Justin Tucker	89.1 (417-468)
4.	K.C.	K Harrison Butker	88.1 (229-260)
5.	Pit.	K Chris Boswell	87.8 (281-320)

\*Bears, Jets, Panthers, 49ers

## DICKER KICKS CONSISTENTLY

**Cameron Dicker** has made 88 of his 89 career field goal attempts from less than 50 yards out. His 98.9 percentage on field goals from less than 50 yards is the best by any NFL kicker in at least the last 30 seasons (min. 50 attempts of less than 50 yards).

### FIELD GOAL PCT., LESS THAN 50-YARD ATTEMPTS, MIN. 50 ATTEMPTS, NFL, SINCE 1991

Rk.	Team/s	Player	Field Goal Pct. (Made-Att.)
1.	Phi./LAC	<b>K Cameron Dicker</b>	<b>98.9 (88-89)</b>
2.	Bal.	K Justin Tucker	94.9 (353-372)
3.	K.C.	K Harrison Butker	93.3 (196-210)
4.	Six Teams*	K Matthew Wright	92.3 (49-53)
5.	T.B./LAR/Ind./Was.	K Matt Gay	92.3 (143-155)

\*Jaguars, Steelers, Panthers, Chiefs, Titans, 49ers

## DICKER'S KICKS BY VENUE & SURFACE

### REGULAR-SEASON KICKING BY VENUE

Stadium*	GP	FGM	FGA	Pct.	1-19	20-29	30-39	40-49	50+	Lg	XPM	XPA	Pts
Acrisure Stadium . . . . .	1	1	1	100.0	0-0	1-1	0-0	0-0	0-0	28	1	1	4
Allegiant Stadium . . . . .	4	8	10	80.0	0-0	2-2	5-5	1-1	0-2	49	9	9	33
Bank of America Stadium . . . . .	1	2	2	100.0	0-0	0-0	0-0	2-2	0-0	46	2	3	8
Corinthians Arena . . . . .	1	2	2	100.0	0-0	0-0	2-2	0-0	0-0	39	3	3	9
Empower Field at Mile High . . . . .	3	8	9	88.9	0-0	1-1	3-3	2-2	2-3	52	4	4	28
GEHA Field at Arrowhead Stadium . . . . .	2	2	2	100.0	0-0	0-0	1-1	0-0	1-1	55	4	4	10
Gillette Stadium . . . . .	2	6	6	100.0	0-0	1-1	4-4	1-1	0-0	41	4	4	22
Hard Rock Stadium . . . . .	1	5	5	100.0	0-0	1-1	4-4	0-0	0-0	35	2	2	17
Huntington Bank Field . . . . .	1	0	1	0.0	0-0	0-0	0-0	0-1	0-0	—	3	4	3
Lambeau Field . . . . .	1	2	2	100.0	0-0	2-2	0-0	0-0	0-0	26	2	2	8
Levi's Stadium . . . . .	1	3	3	100.0	0-0	1-1	0-0	2-2	0-0	47	1	1	10
Lucas Oil Stadium . . . . .	1	2	2	100.0	0-0	2-2	0-0	0-0	0-0	24	2	2	8
Mercedes-Benz Stadium . . . . .	2	5	5	100.0	0-0	0-0	3-3	1-1	1-1	51	2	2	17
MetLife Stadium . . . . .	2	3	3	100.0	0-0	0-0	1-1	1-1	1-1	55	4	4	13
Nissan Stadium . . . . .	1	3	3	100.0	0-0	1-1	2-2	0-0	0-0	33	1	1	10
SoFi Stadium . . . . .	23	45	46	97.8	1-1	11-11	7-7	16-16	10-11	57	51	52	186
State Farm Stadium . . . . .	3	8	8	100.0	0-0	3-3	0-0	3-3	2-2	59	4	4	13
U.S. Bank Stadium . . . . .	1	0	1	0.0	0-0	0-0	0-0	0-0	0-1	—	4	4	4
<b>Totals . . . . .</b>	<b>51</b>	<b>105</b>	<b>111</b>	<b>94.6</b>	<b>1-1</b>	<b>26-26</b>	<b>32-32</b>	<b>29-30</b>	<b>17-22</b>	<b>59</b>	<b>103</b>	<b>106</b>	<b>418</b>
Artificial Surfaces . . . . .	33	66	68	97.1	1-1	15-15	17-17	21-21	12-14	57	70	72	268
Grass Surfaces . . . . .	18	39	43	90.7	0-0	11-11	15-15	8-9	5-8	59	33	34	150

### POSTSEASON KICKING BY VENUE

Stadium*	GP	FGM	FGA	Pct.	1-19	20-29	30-39	40-49	50+	Lg	XPM	XPA	Pts
NRG Stadium . . . . .	1	2	2	100.0	0-0	0-0	2-2	0-0	0-0	39	0	1	6
TIAA Bank Field . . . . .	1	3	4	75.0	0-0	2-2	0-0	0-1	1-1	50	3	3	12
<b>Totals . . . . .</b>	<b>2</b>	<b>5</b>	<b>6</b>	<b>83.3</b>	<b>0-0</b>	<b>2-2</b>	<b>2-2</b>	<b>0-1</b>	<b>1-1</b>	<b>50</b>	<b>3</b>	<b>3</b>	<b>18</b>
Artificial Surfaces . . . . .	1	2	2	100.0	0-0	0-0	2-2	0-0	0-0	39	0	1	6
Grass Surfaces . . . . .	1	3	4	75.0	0-0	2-2	0-0	0-1	1-1	50	3	3	12

\*Current or most recent name of venue when operational

# CAMERON DICKER

## CLUTCH IN CRUNCH TIME

In the Week 6 win at Miami, **Cameron Dicker** tied a single-game career high with five made field goals, totaling a career-best 17 points on the day. The final of his five made field goals put the Bolts in front with nine seconds remaining. It marked the fourth game-winning field goal of his career with less than 10 seconds remaining in the fourth quarter or overtime, tying for the most in the NFL since he came into the league in 2022.

### GAME-WINNING FIELD GOALS, FOURTH QUARTER OR OVERTIME, LESS THAN 10 SECONDS REMAINING, NFL, SINCE 2022

Rank	Team/s	Player	Game-Winning FG
1.	Phi./LAC	<b>K Cameron Dicker</b>	4
	Atl.	K Younghoe Koo	4
	Car./S.F.	K Eddy Pineiro	4
4.	Buf.	K Tyler Bass	3
	N.E./Ari.	K Chad Ryland	3
6.	—	10 Other Players	2

## IN THE RECORD BOOKS

**Cameron Dicker** eclipsed 100 career attempts with the Chargers, becoming eligible for the team record books. While with the Bolts, he has made 103-of-109 field goals, good for a team-record 94.5 field goal percentage.

### FIELD GOAL PCT., MIN. 100 ATTEMPTS, CHARGERS HISTORY

Rank	Seasons	Player	Field Goal Pct. (Made-Att.)
1.	<b>2022-Present</b>	<b>K Cameron Dicker</b>	<b>94.5 (103-109)</b>
2.	2004-12	K Nate Kaeding	87.0 (113-180)
3.	2011-14, '17	K Nick Novak	84.6 (67-110)
4.	1990-2000	K John Carney	81.6 (160-261)

Dicker made a career-best 39 field goals in 2024, setting a single-season franchise record. Dicker's 150 points scored this season were the most in a single season by a kicker in team history, trailing only Hall of Fame RB LaDainian Tomlinson's all-time 2006 season in which he set an NFL record with 186 points.

### MADE FIELD GOALS, SINGLE SEASON, CHARGERS HISTORY

Rank	Season	Player	Made Field Goals
1.	<b>2024</b>	<b>K Cameron Dicker</b>	<b>39</b>
2.	2013	K Nick Novak	34
	1994	K John Carney	34
4.	2009	K Nate Kaeding	32
5.	<b>2023</b>	<b>K Cameron Dicker</b>	<b>31</b>
	1999	K John Carney	31
	1993	K John Carney	31

### MOST POINTS SCORED, KICKERS, SINGLE SEASON, CHARGERS HISTORY

Rank	Season	Player	Points Scored
1.	<b>2024</b>	<b>K Cameron Dicker</b>	<b>150</b>
2.	2009	K Nate Kaeding	146
3.	2013	K Nick Novak	144
4.	2006	K Nate Kaeding	136
	1994	K John Carney	135



## DICKER MAKES HISTORY

**Cameron Dicker** made history multiple times in 2024 — most recently in the Week 16 home victory over Denver. At the end of the first half, Dicker attempted a fair catch free kick field goal after a fair catch on the previous play and drilled the 57-yard attempt.

The kick is believed to be the longest fair catch free kick field goal in NFL history and first make since K Ray Wersching, who made a 45-yard attempt for the Bolts in 1976. The last confirmed fair catch free kick field goal attempt was in 2019.

In Week 7 at Arizona, Dicker tied a franchise record with a career-long 59-yard field goal in the second quarter. This season, the Texas product has made nine out of 10 field goals of 50-plus yards (90.0 pct.), the best field goal percentage in the NFL in 2024 from 50-plus yards (min. 10 attempts).

Through the 2025 season, Dicker has five made field goals of 55-plus yards, accounting for five of the eight longest made field goals in franchise history.

### LONGEST MADE FIELD GOAL, CHARGERS HISTORY

Rank	Game	Player	Distance
1.	<b>Oct. 21, 2024 at Ari.</b>	<b>K Cameron Dicker</b>	<b>59 yards</b>
	Dec. 9, 2018 vs. Cin.	K Michael Badgley	59 yards
3.	<b>Dec. 19, 2024 vs. Den.</b>	<b>K Cameron Dicker</b>	<b>57 yards*</b>
	Dec. 21, 2008 at T.B.	K Nate Kaeding	57 yards
4.	<b>Oct. 5, 2025 vs. Was.</b>	<b>K Cameron Dicker</b>	<b>55 yards</b>
	<b>Nov. 6, 2023 at NYJ</b>	<b>K Cameron Dicker</b>	<b>55 yards</b>
	<b>Oct. 22, 2023 at K.C.</b>	<b>K Cameron Dicker</b>	<b>55 yards</b>
	Nov. 29, 2009 vs. K.C.	K Nate Kaeding	55 yards

\*Fair Catch Free Kick Field Goal

# CAREER NUMBERS AGAINST COLTS

13		KEENAN ALLEN				WR		
<b>REGULAR SEASON RECEIVING</b>								
Date	Opp.	Res.	GP/GS	Rec.	Yds	Avg.	Lg	TD
10/14/13	Ind.	W	1/1	9	107	11.9	22t	1
09/08/19	Ind.	W	1/1	8	123	15.4	28t	1
12/26/22	at Ind.	W	1/1	11	104	9.5	25	0
<b>Totals</b>		<b>3-0</b>	<b>3/3</b>	<b>28</b>	<b>334</b>	<b>11.9</b>	<b>28t</b>	<b>2</b>

83		TYLER CONKLIN				TE		
<b>REGULAR SEASON RECEIVING</b>								
Date	Opp.	Res.	GP/GS	Rec.	Yds	Avg.	Lg	TD
09/20/20	at Ind.	L	1/0	0	0	—	—	0
11/17/24	Ind.	L	1/1	1	7	7.0	7	0
<b>Totals</b>		<b>0-2</b>	<b>2/1</b>	<b>1</b>	<b>7</b>	<b>7.0</b>	<b>7</b>	<b>0</b>

11		CAMERON DICKER				K		
<b>REGULAR SEASON KICKING</b>								
Date	Opp.	Res.	GP	FGM	FGA	Pct.	Lg	XPM Pts
12/26/22	at Ind.	W	1	2	2	100.0	24	2 8
<b>Totals</b>		<b>1-0</b>	<b>1</b>	<b>2</b>	<b>2</b>	<b>100.0</b>	<b>24</b>	<b>2 8</b>

81		WILL DISSLY				TE		
<b>REGULAR SEASON RECEIVING</b>								
Date	Opp.	Res.	GP/GS	Rec.	Yds	Avg.	Lg	TD
09/12/21	at Ind.	W	1/1	3	37	12.3	22	0
<b>Totals</b>		<b>1-0</b>	<b>1/1</b>	<b>3</b>	<b>37</b>	<b>12.3</b>	<b>22</b>	<b>0</b>

48		BUD DUPREE										OLB						
<b>REGULAR SEASON DEFENSE</b>																		
Date	Opp.	Res.	GP/GS	Tot	Solo	Asst	Sks	Yds	TFL	QBH	INT	Yds	Lg	TD	PD	FF	FR	Yds
12/06/15	Ind.	W	1/1	1	1	0	0.0	0	1	0	0	0	—	0	0	0	0	0
11/24/16	at Ind.	W	1/0	2	2	0	0.0	0	0	1	0	0	—	0	0	0	0	0
11/12/17	at Ind.	W	1/1	4	4	0	1.0	13	3	1	0	0	—	0	0	0	0	0
11/03/19	Ind.	W	1/1	3	3	0	2.0	15	2	3	0	0	—	0	0	1	1	0
10/31/21	at Ind.	W	1/0	2	1	1	0.0	0	0	2	0	0	—	0	0	0	0	0
10/02/22	at Ind.	W	1/1	1	0	1	0.0	0	0	0	0	0	—	0	0	0	1	0
10/23/22	Ind.	W	1/1	3	2	1	1.0	3	1	2	0	0	—	0	0	0	0	0
12/24/23	Ind.	W	1/1	4	2	2	0.0	0	1	0	0	0	—	0	1	0	0	0
<b>Totals</b>		<b>8-0</b>	<b>8/6</b>	<b>20</b>	<b>15</b>	<b>5</b>	<b>4.0</b>	<b>31</b>	<b>8</b>	<b>9</b>	<b>0</b>	<b>0</b>	<b>—</b>	<b>0</b>	<b>1</b>	<b>1</b>	<b>2</b>	<b>0</b>

43		TROY DYE										LB						
<b>REGULAR SEASON DEFENSE</b>																		
Date	Opp.	Res.	GP/GS	Tot	Solo	Asst	Sks	Yds	TFL	QBH	INT	Yds	Lg	TD	PD	FF	FR	Yds
09/20/20	at Ind.	L	1/0	0	0	0	0.0	0	0	0	0	0	—	0	0	0	0	0
12/17/22	Ind.	W	1/0	0	0	0	0.0	0	0	0	0	0	—	0	0	0	0	0
<b>Totals</b>		<b>1-1</b>	<b>2/0</b>	<b>0</b>	<b>0</b>	<b>0</b>	<b>0.0</b>	<b>0</b>	<b>0</b>	<b>0</b>	<b>0</b>	<b>0</b>	<b>—</b>	<b>0</b>	<b>0</b>	<b>0</b>	<b>0</b>	<b>0</b>

42		TUCKER FISK				TE		
<b>REGULAR SEASON RECEIVING</b>								
Date	Opp.	Res.	GP/GS	Rec.	Yds	Avg.	Lg	TD
12/24/23	Ind.	W	1/0	0	0	—	—	0
<b>Totals</b>		<b>1-0</b>	<b>1/0</b>	<b>0</b>	<b>0</b>	<b>—</b>	<b>—</b>	<b>0</b>

91		DA'SHAWN HAND										DT						
<b>REGULAR SEASON DEFENSE</b>																		
Date	Opp.	Res.	GP/GS	Tot	Solo	Asst	Sks	Yds	TFL	QBH	INT	Yds	Lg	TD	PD	FF	FR	Yds
11/01/20	Ind.	L	1/0	4	2	2	0.0	0	1	0	0	0	—	0	0	0	0	0
10/20/24	at Ind.	L	1/0	3	3	0	0.0	0	1	1	0	0	—	0	0	0	0	0
<b>Totals</b>		<b>0-2</b>	<b>2/0</b>	<b>7</b>	<b>5</b>	<b>2</b>	<b>0.0</b>	<b>0</b>	<b>2</b>	<b>1</b>	<b>0</b>	<b>0</b>	<b>—</b>	<b>0</b>	<b>0</b>	<b>0</b>	<b>0</b>	<b>0</b>

10		JUSTIN HERBERT										QB		
<b>REGULAR SEASON PASSING</b>														
Date	Opp.	Res.	GP/GS	Cmp	Att	Pct.	Yds	Y/A	TD	INT	Lg	Sacks	Yds Lost	Rating
12/26/22	at Ind.	W	1/1	24	31	77.4	235	7.58	0	1	26	4	22	84.7
<b>Totals</b>		<b>1-0</b>	<b>1/1</b>	<b>24</b>	<b>31</b>	<b>77.4</b>	<b>235</b>	<b>7.58</b>	<b>0</b>	<b>1</b>	<b>26</b>	<b>4</b>	<b>22</b>	<b>84.7</b>
<b>REGULAR SEASON RUSHING</b>														
Date	Opp.	Res.	GP/GS	Att	Yds	Avg.	Lg	TD						
12/26/22	at Ind.	W	1/1	5	1	0.2	2	0						
<b>Totals</b>		<b>1-0</b>	<b>1/1</b>	<b>5</b>	<b>1</b>	<b>0.2</b>	<b>2</b>	<b>0</b>						

## CAREER NUMBERS AGAINST COLTS

26		DONTE JACKSON															CB	
REGULAR SEASON DEFENSE																		
Date	Opp.	Res.	GP/GS	Tot	Solo	Asst	Sks	Yds	TFL	QBH	INT	Yds	Lg	TD	PD	FF	FR	Yds
12/22/19	at Ind.	L	1/0	0	0	0	0.0	0	0	0	0	0	—	0	0	0	0	0
11/05/23	Ind.	L	1/1	5	4	1	0.0	0	0	0	0	0	—	0	0	0	0	0
09/29/24	at Ind.	L	1/1	3	3	0	0.0	0	0	0	0	0	—	0	1	0	0	0
<b>Totals</b>		<b>0-3</b>	<b>3/2</b>	<b>8</b>	<b>7</b>	<b>1</b>	<b>0.0</b>	<b>0</b>	<b>0</b>	<b>0</b>	<b>0</b>	<b>0</b>	<b>—</b>	<b>0</b>	<b>1</b>	<b>0</b>	<b>0</b>	<b>0</b>

3		DERWIN JAMES JR.															S	
REGULAR SEASON DEFENSE																		
Date	Opp.	Res.	GP/GS	Tot	Solo	Asst	Sks	Yds	TFL	QBH	INT	Yds	Lg	TD	PD	FF	FR	Yds
12/26/22	at Ind.	W	1/1	3	1	2	0.0	0	0	0	1	0	—	0	1	0	0	0
<b>Totals</b>		<b>1-0</b>	<b>1/1</b>	<b>3</b>	<b>1</b>	<b>2</b>	<b>0.0</b>	<b>0</b>	<b>0</b>	<b>0</b>	<b>1</b>	<b>0</b>	<b>—</b>	<b>0</b>	<b>1</b>	<b>0</b>	<b>0</b>	<b>0</b>

96		NAQUAN JONES															DL	
REGULAR SEASON DEFENSE																		
Date	Opp.	Res.	GP/GS	Tot	Solo	Asst	Sks	Yds	TFL	QBH	INT	Yds	Lg	TD	PD	FF	FR	Yds
10/31/21	at Ind.	W	1/0	3	3	0	0.0	0	0	0	0	0	—	0	0	0	0	0
10/02/22	at Ind.	W	1/0	0	0	0	0.0	0	0	0	0	0	—	0	0	0	0	0
10/23/22	Ind.	W	1/0	0	0	0	0.0	0	0	0	0	0	—	0	0	0	0	0
10/08/23	at Ind.	L	1/0	1	0	1	0.0	0	0	0	0	0	—	0	0	0	0	0
<b>Totals</b>		<b>3-1</b>	<b>4/0</b>	<b>4</b>	<b>3</b>	<b>1</b>	<b>0.0</b>	<b>0</b>	<b>0</b>	<b>0</b>	<b>0</b>	<b>0</b>	<b>—</b>	<b>0</b>	<b>0</b>	<b>0</b>	<b>0</b>	<b>0</b>

98		ODAFE OWEH															OLB	
REGULAR SEASON DEFENSE																		
Date	Opp.	Res.	GP/GS	Tot	Solo	Asst	Sks	Yds	TFL	QBH	INT	Yds	Lg	TD	PD	FF	FR	Yds
10/11/21	Ind.	W	1/0	3	3	0	1.0	5	0	2	0	0	—	0	0	1	0	0
<b>Totals</b>		<b>1-0</b>	<b>1/0</b>	<b>3</b>	<b>3</b>	<b>0</b>	<b>1.0</b>	<b>5</b>	<b>0</b>	<b>2</b>	<b>0</b>	<b>0</b>	<b>—</b>	<b>0</b>	<b>0</b>	<b>1</b>	<b>0</b>	<b>0</b>

24		BENJAMIN ST-JUSTE															CB	
REGULAR SEASON DEFENSE																		
Date	Opp.	Res.	GP/GS	Tot	Solo	Asst	Sks	Yds	TFL	QBH	INT	Yds	Lg	TD	PD	FF	FR	Yds
10/30/22	at Ind.	W	1/1	7	6	1	0.0	0	0	0	0	0	—	0	0	0	0	0
<b>Totals</b>		<b>1-0</b>	<b>1/1</b>	<b>7</b>	<b>6</b>	<b>1</b>	<b>0.0</b>	<b>0</b>	<b>0</b>	<b>0</b>	<b>0</b>	<b>0</b>	<b>—</b>	<b>0</b>	<b>0</b>	<b>0</b>	<b>0</b>	<b>0</b>

36		JA'SIR TAYLOR															DB	
REGULAR SEASON DEFENSE																		
Date	Opp.	Res.	GP/GS	Tot	Solo	Asst	Sks	Yds	TFL	QBH	INT	Yds	Lg	TD	PD	FF	FR	Yds
12/26/22	at Ind.	W	1/0	0	0	0	0.0	0	0	0	0	0	—	0	0	0	0	0
<b>Totals</b>		<b>1-0</b>	<b>1/0</b>	<b>0</b>	<b>0</b>	<b>0</b>	<b>0.0</b>	<b>0</b>	<b>0</b>	<b>0</b>	<b>0</b>	<b>0</b>	<b>—</b>	<b>0</b>	<b>0</b>	<b>0</b>	<b>0</b>	<b>0</b>

90		TEAIR TART															DL	
REGULAR SEASON DEFENSE																		
Date	Opp.	Res.	GP/GS	Tot	Solo	Asst	Sks	Yds	TFL	QBH	INT	Yds	Lg	TD	PD	FF	FR	Yds
11/12/20	Ind.	L	1/0	0	0	0	0.0	0	0	0	0	0	—	0	1	0	0	0
11/29/20	at Ind.	W	1/0	1	1	0	0.0	0	0	1	0	0	—	0	0	0	0	0
09/26/21	Ind.	W	1/1	1	0	1	0.0	0	0	0	0	0	—	0	0	0	0	0
10/02/22	at Ind.	W	1/1	3	1	2	0.0	0	0	0	1	0	—	0	2	0	0	0
10/23/22	Ind.	W	1/1	0	0	0	0.0	0	0	0	0	0	—	0	0	0	0	0
12/03/23	Ind.	L	1/1	1	0	1	0.0	0	0	0	0	0	—	0	0	0	0	0
01/06/24	at Ind.	W	1/0	1	1	0	0.0	0	0	0	0	0	—	0	0	0	0	0
<b>Totals</b>		<b>5-2</b>	<b>7/4</b>	<b>7</b>	<b>3</b>	<b>4</b>	<b>0.0</b>	<b>0</b>	<b>0</b>	<b>1</b>	<b>1</b>	<b>0</b>	<b>—</b>	<b>0</b>	<b>3</b>	<b>0</b>	<b>0</b>	<b>0</b>

# 2025 LOS ANGELES CHARGERS OFFENSIVE STATISTICS

Won 4, Lost 2

9/5/2025	W	27 - 21	Kansas City Chiefs
9/15/2025	W	20 - 9	at Las Vegas Raiders
9/21/2025	W	23 - 20	Denver Broncos
9/28/2025	L	18 - 21	at New York Giants
10/5/2025	L	10 - 27	Washington Commanders
10/12/2025	W	29 - 27	at Miami Dolphins

	Los Angeles Chargers	Opponent
<b>Total First Downs</b>	<b>121</b>	<b>103</b>
Rushing	37	43
Passing	72	47
Penalty	12	13
3rd Down: Made/Att	38/84	30/78
3rd Down Pct.	45.2%	38.5%
4th Down: Made/Att	4/6	6/9
4th Down Pct.	66.7%	66.7%
<b>Possession Avg.</b>	<b>31:45</b>	<b>28:15</b>
<b>Total Net Yards</b>	<b>2164</b>	<b>1810</b>
Avg. Per Game	360.7	301.7
Total Plays	382	351
Avg. Per Play	5.7	5.2
<b>Net Yards Rushing</b>	<b>724</b>	<b>745</b>
Avg. Per Game	120.7	124.2
Total Rushes	144	148
<b>Net Yards Passing</b>	<b>1440</b>	<b>1065</b>
Avg. Per Game	240.0	177.5
Sacked/Yards Lost	18/97	16/89
Gross Yards	1537	1154
Attempts/Completions	220/149	187/113
Completion Pct.	67.7%	60.4%
Had Intercepted	4	6
<b>Punts/Average</b>	<b>19/49.8</b>	<b>21/48.4</b>
<b>Net Punting Avg.</b>	<b>43.5</b>	<b>43</b>
<b>Penalties/Yards</b>	<b>46/344</b>	<b>44/344</b>
<b>Fumbles/Ball Lost</b>	<b>8/4</b>	<b>5/1</b>
<b>Touchdowns</b>	<b>12</b>	<b>12</b>
Rushing	2	7
Passing	10	5
Returns	0	0

Score By Periods	Q1	Q2	Q3	Q4	OT	Pts
Team	36	33	35	23	0	127
Opponents	17	38	34	36	0	125

Scoring	TD	Ru	Pa	Rt	PAT	FG	2Pt	Pts
C.Dicker	0	0	0	0	11/11	14/14	0	53
Q.Johnston	4	0	4	0	0/0	0/0	0	24
K.Allen	3	0	3	0	0/0	0/0	0	18
O.Hampton	2	2	0	0	0/0	0/0	0	12
L.McConkey	2	0	2	0	0/0	0/0	0	12
K.Vidal	1	0	1	0	0/0	0/0	0	6
J.Herbert	0	0	0	0	0/0	0/0	1	2
<b>Team</b>	<b>12</b>	<b>2</b>	<b>10</b>	<b>0</b>	<b>11/11</b>	<b>14/14</b>	<b>1</b>	<b>127</b>
<b>Opponents</b>	<b>12</b>	<b>7</b>	<b>5</b>	<b>0</b>	<b>9/10</b>	<b>14/15</b>	<b>1</b>	<b>125</b>

2-Pt. Conversions: Team 1/1, Opponents: 1/2  
 Sacks: T.Tuipulotu 5.0, D.Henley 2.0, J.Eboigbe 2.0, D.James 1.5, K.Mack 1.0, J.Caldwell 1.0, D.Hand 1.0, O.Oweh 1.0, T.Dye 1.0, C.Murphy 0.5 **Team: 16.0, Opponents: 18.0**

Rushing	No.	Yds	Avg	Long	TD
O.Hampton	66	314	4.8	54t	2
J.Herbert	24	155	6.5	41	0
K.Vidal	22	142	6.5	38	0
N.Harris	15	61	4.1	7	0
H.Haskins	11	27	2.5	10	0
T.Lance	1	11	11.0	11	0
Q.Johnston	2	7	3.5	9	0
D.Davis	2	5	2.5	3	0
T.Conklin	1	2	2.0	2	0
<b>Team</b>	<b>144</b>	<b>724</b>	<b>5.0</b>	<b>54t</b>	<b>2</b>
<b>Opponents</b>	<b>148</b>	<b>745</b>	<b>5.0</b>	<b>49t</b>	<b>7</b>

Receiving	No.	Yds	Avg	Long	TD
K.Allen	33	316	9.6	29	3
L.McConkey	28	313	11.2	42	2
Q.Johnston	26	377	14.5	60t	4
O.Hampton	20	136	6.8	22	0
O.Gadsden	15	144	9.6	21	0
T.Harris	7	72	10.3	24	0
T.Conklin	5	83	16.6	33	0
W.Dissly	4	43	10.8	18	0
K.Vidal	4	15	3.8	7t	1
N.Harris	3	25	8.3	11	0
H.Haskins	2	11	5.5	9	0
K.Lambert-Smith	1	1	1.0	1	0
S.Matlock	1	1	1.0	1	0
T.Fisk	0	0	0.0	0	0
<b>Team</b>	<b>149</b>	<b>1537</b>	<b>10.3</b>	<b>60t</b>	<b>10</b>
<b>Opponents</b>	<b>113</b>	<b>1154</b>	<b>10.2</b>	<b>52t</b>	<b>5</b>

Interceptions	No.	Yds	Avg	Long	TD
T.Jefferson	2	2	1.0	2	0
D.James	1	21	21.0	21	0
D.Henley	1	8	8.0	8	0
D.Jackson	1	0	0.0	0	0
B.St-Juste	1	0	0.0	0	0
<b>Team</b>	<b>6</b>	<b>31</b>	<b>5.2</b>	<b>21</b>	<b>0</b>
<b>Opponents</b>	<b>4</b>	<b>93</b>	<b>23.3</b>	<b>56</b>	<b>0</b>

Punting	No	Yds	Avg	Net	TB	In	Lg	B
J.Scott	19	947	49.8	43.5	1	8	60	0
<b>Team</b>	<b>19</b>	<b>947</b>	<b>49.8</b>	<b>43.5</b>	<b>1</b>	<b>8</b>	<b>60</b>	<b>0</b>
<b>Opponents</b>	<b>21</b>	<b>1016</b>	<b>48.4</b>	<b>43.0</b>	<b>1</b>	<b>9</b>	<b>69</b>	<b>0</b>

Punt Returns	Ret	FC	Yds	Avg	Long	TD
T.Still	5	0	36	7.2	11	0
D.Davis	3	5	47	15.7	33	0
L.McConkey	1	3	10	10.0	10	0
C.Hart	1	0	0	0.0	0	0
<b>Team</b>	<b>10</b>	<b>8</b>	<b>93</b>	<b>9.3</b>	<b>33</b>	<b>0</b>
<b>Opponents</b>	<b>8</b>	<b>6</b>	<b>100</b>	<b>12.5</b>	<b>32</b>	<b>0</b>

Kickoff Returns	No.	Yds	Avg	Long	TD
K.Lambert-Smith	7	170	24.3	34	0
H.Haskins	6	141	23.5	29	0
D.Davis	4	103	25.8	29	0
N.Miller-Hines	3	97	32.3	40	0
O.Hampton	1	30	30.0	30	0
K.Vidal	1	25	25.0	25	0
<b>Team</b>	<b>22</b>	<b>566</b>	<b>25.7</b>	<b>40</b>	<b>0</b>
<b>Opponents</b>	<b>27</b>	<b>758</b>	<b>28.1</b>	<b>45</b>	<b>0</b>

Field Goals	1-19	20-29	30-39	40-49	50+
C.Dicker	0/0	3/3	8/8	2/2	1/1
<b>Team</b>	<b>0/0</b>	<b>3/3</b>	<b>8/8</b>	<b>2/2</b>	<b>1/1</b>
<b>Opponents</b>	<b>0/0</b>	<b>5/5</b>	<b>4/4</b>	<b>3/3</b>	<b>2/3</b>

Fumbles Lost: J.Herbert 1, Q.Johnston 1, D.Davis 1, O.Gadsden 1  
**Total: 4**

Opponent Fumble Recoveries: T.Tart 1 **Total: 1**

Passing	Att	Cmp	Yds	Cmp%	Yds/Att	TD	TD%	Int	Int%	Long	Sack	Lost	Rating
J.Herbert	216	146	1493	67.6%	6.9	10	4.6%	4	1.9%	60t	17/	92	94.9
T.Lance	4	3	44	75.0%	11.0	0	0.0%	0	0.0%	21	1/	5	110.4
<b>Team</b>	<b>220</b>	<b>149</b>	<b>1537</b>	<b>67.7%</b>	<b>7.0</b>	<b>10</b>	<b>4.5%</b>	<b>4</b>	<b>1.8%</b>	<b>60t</b>	<b>18/</b>	<b>97</b>	<b>95.2</b>
<b>Opponents</b>	<b>187</b>	<b>113</b>	<b>1154</b>	<b>60.4%</b>	<b>6.2</b>	<b>5</b>	<b>2.7%</b>	<b>6</b>	<b>3.2%</b>	<b>52t</b>	<b>16/</b>	<b>89</b>	<b>73.7</b>

# 2025 LOS ANGELES CHARGERS DEFENSIVE STATISTICS

Official Press Box Totals — Confirmed by league review.

Player	— Tackles —					TFLs	QB Hits	Interceptions	Passes Def.	— Fumbles —	
	Total	Solo	Asst.	Sacks	Yards					Forced	Recoveries
Daiyan Henley	46	25	21	2.0	19	3	2	1	2	0	0
Derwin James Jr.	42	25	17	1.5	9	5	4	1	3	0	0
Troy Dye	39	19	20	1.0	0	4	1	0	0	0	0
Tarheeb Still	25	20	5	0.0	0	1	1	0	5	0	0
Alohi Gilman	22	11	11	0.0	0	0	0	0	3	0	0
Elijah Molden	20	12	8	0.0	0	0	0	0	0	0	0
Tuli Tuipulotu	18	12	6	5.0	27	7	10	0	2	1	0
Tony Jefferson	17	9	8	0.0	0	0	0	2	4	0	0
Cam Hart	14	12	2	0.0	0	0	0	0	1	0	0
Justin Eboigbe	12	8	4	2.0	10	2	3	0	0	0	0
Donte Jackson	10	8	2	0.0	0	1	0	1	3	0	0
Da'Shawn Hand	10	7	3	1.0	1	3	3	0	1	0	0
Bud Dupree	9	5	4	0.0	0	0	0	0	1	0	0
Jamaree Caldwell	9	4	5	1.0	9	1	1	0	0	0	0
Teair Tart	7	6	1	0.0	0	2	1	0	2	1	1
Naquan Jones	7	5	2	0.0	0	1	0	0	1	0	0
Benjamin St-Juste	7	4	3	0.0	0	0	0	1	3	0	0
Caleb Murphy	7	3	4	0.5	3	0	1	0	0	0	0
R.J. Mickens	3	2	1	0.0	0	0	0	0	0	0	0
Khalil Mack	2	2	0	1.0	10	1	2	0	0	0	0
Odafe Oweh	2	1	1	1.0	1	1	2	0	0	0	0
Kyle Kennard	2	1	1	0.0	0	0	0	0	0	0	0
Otito Ogbornia	1	1	0	0.0	0	0	0	0	0	0	0
Clelin Ferrell	1	0	1	0.0	0	0	0	0	0	0	0
<b>Totals</b>	<b>332</b>	<b>202</b>	<b>130</b>	<b>16.0</b>	<b>89</b>	<b>32</b>	<b>31</b>	<b>6</b>	<b>31</b>	<b>2</b>	<b>1</b>
<i>Defensive Backs</i>	<i>160</i>	<i>103</i>	<i>57</i>	<i>1.5</i>	<i>9</i>	<i>7</i>	<i>5</i>	<i>5</i>	<i>22</i>	<i>0</i>	<i>0</i>
<i>Linebackers</i>	<i>85</i>	<i>44</i>	<i>41</i>	<i>3.0</i>	<i>19</i>	<i>7</i>	<i>3</i>	<i>1</i>	<i>2</i>	<i>0</i>	<i>0</i>
<i>Outside Linebackers</i>	<i>41</i>	<i>24</i>	<i>17</i>	<i>7.5</i>	<i>41</i>	<i>9</i>	<i>15</i>	<i>0</i>	<i>3</i>	<i>1</i>	<i>0</i>
<i>Defensive Line</i>	<i>46</i>	<i>31</i>	<i>15</i>	<i>4.0</i>	<i>20</i>	<i>9</i>	<i>8</i>	<i>0</i>	<i>4</i>	<i>1</i>	<i>1</i>

## SPECIAL TEAMS TACKLES

Player	Total Tackles
Del'Shawn Phillips	8
Marlowe Wax	8
Hassan Haskins	6
Caleb Murphy	5
Ja'Sir Taylor	5
Benjamin St-Juste	4
Justin Eboigbe	3
Troy Dye	3
Kendall Williamson	1
Tuli Tuipulotu	1
RJ Mickens	1
Cameron Dicker	1
Cam Hart	1
Tony Jefferson	1
<b>Totals</b>	<b>49</b>

# 2025 GAME SUMMARIES

## WEEK 1 vs. KANSAS CITY



### CHIEFS 21 CHARGERS 27

Friday, Sept. 5, 2025  
Corinthians Arena – São Paulo, Brazil



### GAME STATISTICS

TEAM	1	2	3	4	OT	F
Kansas City	0	6	6	9	—	21
L.A. Chargers	7	6	7	7	—	27

### SCORING SUMMARY

Team	Q	Time	Play
Chargers	1	9:11	Q.Johnston 5 yd. pass from J.Herbert (C.Dicker kick)
Chargers	2	13:47	C.Dicker 39 yd. Field Goal
Chiefs	2	4:50	H.Butker 35 yd. Field Goal
Chargers	2	0:45	C.Dicker 36 yd. Field Goal
Chiefs	2	0:00	H.Butker 59 yd. Field Goal
Chiefs	3	8:05	P.Mahomes 11 yd. run (kick failed, wr)
Chargers	3	0:32	K.Allen 11 yd. pass from J.Herbert (C.Dicker kick)
Chiefs	4	12:04	T.Kelce 37 yd. pass from P.Mahomes (pass failed)
Chargers	4	5:02	Q.Johnston 23 yd. pass from J.Herbert (C.Dicker kick)
Chiefs	4	2:34	H.Butker 27 yd. Field Goal

### TEAM STATISTICS

	KC	LAC
FIRST DOWNS:	18	22
TOTAL NET YARDS:	347	394
NET RUSHING YARDS:	98	90
NET PASSING YARDS:	249	304
PENALTIES/YARDS:	10-71	6-49
3RD DOWN EFFICIENCY (%):	5-14 (35.7%)	7-13 (53.8%)
PUNTS/AVERAGE:	3-38.7	2-53.0
SACKS/YARDS:	2/9	3/14
FUMBLES/LOST:	1-0	1-0
POINTS OFF TURNOVERS:	0	0
AVG. DRIVE START:	OWN 31	OWN 24
TIME OF POSSESSION:	27:16	32:44

### INDIVIDUAL TOP PERFORMERS



#### PASSING

	CMP	ATT	YDS	TD	INT	RT
J.Herbert	25	34	318	3	0	131.7
P.Mahomes	24	39	258	1	0	89.5

#### RUSHING

	ATT	YDS	AVG	LG	TD
O.Hampton	15	48	3.2	11	0
J.Herbert	7	32	4.6	19	0
P.Mahomes	6	57	9.5	15	1
I.Pacheco	5	25	5.0	10	0

#### RECEIVING

	REC	YDS	AVG	LG	TD
K.Allen	7	68	9.7	15	1
L.McConkey	6	74	12.3	23	0
Q.Johnston	5	79	15.8	33	2
T.Conklin	2	50	25.0	33	0
M.Brown	10	99	9.9	49	0
J.Smith-Schuster	5	55	11.0	16	0
T.Kelce	2	47	23.5	37	1
T.Thornton	2	41	20.5	38	0

**TACKLES (SOLO) - LAC:** A.Gilman 9 (4), D.Henley 8 (3), D.James 7 (5);  
**KC:** C.Conner 9 (7), N.Bolton 8 (6), J.Watson 6 (5).

**SACKS - LAC:** D.Hand 1-1, D.Henley 1-8; **KC:** D.Tranquill 2-13, G.Karlaftis 1-1.

**INTERCEPTIONS - LAC:** None; **KC:** None.

#### STARTERS

WR.... K.Allen	OLB.. T. Tuipulotu	WR.... J.Smith-Schuster	DE ..... M.Danna
TE..... T.Conklin	DL..... D.Hand	WR.... M.Brown	DT..... C.Jones
LT..... J.Alt	DL..... T.Tart	LT ..... J.Simmons	DT..... J.Tillery
LG.... Z.Johnson	OLB..... K.Mak	LG..... K.Suamataia	LB..... L.Chenal
C..... B.Bozeman	LB..... D.Henley	C..... C.Humphrey	LB..... D.Tranquill
RG.... M.Becton	LB.... D.Perryman	RG.... T.Smith	LB..... N.Bolton
RT.... T.Pipkins	CB ..... D.Jackson	RT.... J.Taylor	DB..... C.Conner
WR.... Q.Johnston	CB ..... T.Still	TE.... T.Kelce	DB..... J.Hicks
WR.... L.McConkey	S..... E.Molden	WR.... X.Worthy	CB ..... T.McDuffie
QB.... J.Herbert	S..... A.Gilman	QB.... P.Mahomes	CB ..... J.Watson
RB.... O.Hampton	S..... D.James	RB.... I.Pacheco	S..... B.Cook

## WEEK 2 AT LAS VEGAS



### CHARGERS 20 RAIDERS 9

Monday, Sept. 15, 2025  
Allegiant Stadium – Las Vegas, Nev.



### GAME STATISTICS

TEAM	1	2	3	4	OT	F
L.A. Chargers	10	7	3	0	—	20
Las Vegas	3	3	0	3	—	9

### SCORING SUMMARY

Team	Q	Time	Play
Chargers	1	13:43	C.Dicker 38 yd. Field Goal
Raiders	1	9:02	D.Carlson 54 yd. Field Goal
Chargers	1	0:20	K.Allen 10 yd. pass from J.Herbert (C.Dicker kick)
Raiders	2	9:54	D.Carlson 40 yd. Field Goal
Chargers	2	1:51	Q.Johnston 60 yd. pass from J.Herbert (C.Dicker kick)
Chargers	3	7:30	C.Dicker 20 yd. Field Goal
Raiders	4	11:15	D.Carlson 37 yd. Field Goal

### TEAM STATISTICS

	LAC	LV
FIRST DOWNS:	15	15
TOTAL NET YARDS:	317	218
NET RUSHING YARDS:	81	68
NET PASSING YARDS:	236	150
PENALTIES/YARDS:	6-33	5-47
3RD DOWN EFFICIENCY (%):	4-11 (36.4%)	9-18 (50.0%)
PUNTS/AVERAGE:	3-52.7	2-57.0
SACKS/YARDS:	3/30	2/26
FUMBLES/LOST:	2-1	1-0
POINTS OFF TURNOVERS:	3	0
AVG. DRIVE START:	OWN 35	OWN 28
TIME OF POSSESSION:	28:17	31:43

### INDIVIDUAL TOP PERFORMERS



#### PASSING

	CMP	ATT	YDS	TD	INT	RT
J.Herbert	19	27	242	2	0	122.8
G.Smith	24	43	180	0	3	37.0

#### RUSHING

	ATT	YDS	AVG	LG	TD
J.Herbert	9	31	3.4	12	0
N.Harris	8	28	3.5	7	0
A.Jeanty	11	43	3.9	13	0
G.Smith	5	20	4.0	15	0

#### RECEIVING

	REC	YDS	AVG	LG	TD
K.Allen	5	61	12.2	25	1
L.McConkey	5	48	9.6	19	0
Q.Johnston	3	71	23.7	60	1
T.Harris	2	34	17.0	24	0
J.Meyers	6	68	11.3	25	0
B.Bowers	5	38	7.6	9	0
T.Tucker	3	12	4.0	5	0
A.Jeanty	3	1	0.3	4	0

**TACKLES (SOLO) - LAC:** D.Henley 10 (7), T.Still 9 (7), D.James 7 (3); **LV:** D.White 8 (6), G.Pratt 7 (5), J.Chinn 6 (6).

**SACKS - LAC:** D.Henley 1-11, K.Mack 1-10, J.Caldwell 1-9; **LV:** J.Laulu 2-6.

**INTERCEPTIONS - LAC:** D.Henley 1-8-0, T.Jefferson 1-0-0, D.Jackson 1-0-0; **LV:** None.

#### STARTERS

WR.... Q.Johnston	OLB.. T. Tuipulotu	WR ... D.Thornton	DT ..... A.Butler
LT..... J.Alt	DL..... T.Tart	WR ... J.Meyers	DL ..... L.Fotu
LG.... Z.Johnson	DL..... D.Hand	LT .... K.Miller	DT ..... T.Booker
C..... B.Bozeman	OLB..... K.Mack	OLB.... D.Parham	DE ..... M.Crosby
RG.... M.Becton	LB..... D.Henley	C ..... J.Meredith	LB ..... G.Pratt
RT.... T.Pipkins	LB..... T.Dye	RG .... A.Cappa	LB ..... D.White
WR.... Q.Johnston	CB ..... D.Jackson	RT .... D.Glaze	LB ..... E.Roberts
WR.... L.McConkey	CB ..... T.Still	TE .... M.Mayer	CB ..... E.Stokes
QB.... J.Herbert	S..... T.Jefferson	WR ... T.Tucker	CB ..... K.Kelly
RB.... O.Hampton	S..... A.Gilman	QB .... G.Smith	S ..... J.Chinn
	S..... D.James	RB .... A.Jeanty	S ..... I.Pola-Mao

# 2025 GAME SUMMARIES

## WEEK 3 vs. DENVER



### BRONCOS 20 CHARGERS 23

Sunday, Sept. 21, 2025  
SoFi Stadium – Los Angeles, Calif.



#### GAME STATISTICS

TEAM	1	2	3	4	OT	F
Denver	0	7	10	3	—	20
L.A. Chargers	3	7	3	10	—	23

#### SCORING SUMMARY

Team	Q	Time	Play
Chargers	1	11:54	C.Dicker 32 yd. Field Goal
Chargers	2	1:53	O.Hampton 3 yd. run (C.Dicker kick)
Broncos	2	0:38	C.Sutton 52 yd. pass from B.Nix (W.Lutz kick)
Broncos	3	13:40	J.Dobbins 19 yd. run (W.Lutz kick)
Broncos	3	12:02	W.Lutz 42 yd. Field Goal
Chargers	3	5:35	C.Dicker 24 yd. Field Goal
Broncos	4	12:21	W.Lutz 26 yd. Field Goal
Chargers	4	2:37	K.Allen 20 yd. pass from J.Herbert (C.Dicker kick)
Chargers	4	0:00	C.Dicker 43 yd. Field Goal

#### TEAM STATISTICS

	DEN	LAC
FIRST DOWNS:	9	29
TOTAL NET YARDS:	265	376
NET RUSHING YARDS:	118	106
NET PASSING YARDS:	147	270
PENALTIES/YARDS:	10-90	3-25
3RD DOWN EFFICIENCY (%):	2-13 (15.4%)	8/17 (47.1%)
PUNTS/AVERAGE:	7-47.1	5-49.8
SACKS/YARDS:	5/30	2/6
FUMBLES/LOST:	0-0	2-1
POINTS OFF TURNOVERS:	3	0
AVG. DRIVE START:	OWN 30	OWN 26
TIME OF POSSESSION:	:23:40	:36:20

#### INDIVIDUAL TOP PERFORMERS



##### PASSING

	CMP	ATT	YDS	TD	INT	RT		CMP	ATT	YDS	TD	INT	RT
J.Herbert	28	47	300	1	1	76.6	B.Nix	14	25	153	1	0	87.6

##### RUSHING

	ATT	YDS	AVG	LG	TD		ATT	YDS	AVG	LG	TD
O.Hampton	19	70	3.7	11	1	J.Dobbins	11	83	7.5	41	1
N.Harris	6	28	4.7	7	0	B.Nix	8	33	4.1	12	0

##### RECEIVING

	REC	YDS	AVG	LG	TD		REC	YDS	AVG	LG	TD
K.Allen	7	65	9.3	20	1	C.Sutton	6	118	19.7	52	1
Q.Johnston	6	89	14.8	37	0	R.Harvey	3	14	4.7	9	0
O.Hampton	6	59	9.8	22	0	T.Franklin	2	8	4.0	7	0
O.Gadsden	5	46	9.2	17	0	L.Krull	1	9	9.0	9	0

**TACKLES (SOLO) – LAC:** D.James 12 (10), T.Jefferson 4 (3), D.Henley 4 (2); **DEN:** A.Singleton 12 (4), B.Jones 11 (6), T.Hufanga 6 (4).

**SACKS – LAC:** D.James 1-6, T.Dye 1-0; **DEN:** N.Bonitto, 2-16, J.Cooper 1-7, J.Franklin-Myers 1-6, D.Jones 1-1.

**INTERCEPTIONS – LAC:** None; **DEN:** B.Jones 1-0-0.

##### STARTERS

WR.... Q.Johnston	OLB... T.Tuipulotu	WR.... C.Sutton	DL..... Z.Allen
WR.... L.McConkey	DL..... D.Hand	WR.... M.Mims	DT..... D.Jones
LT..... J.Alt	DL..... T.Tart	LT..... G.Bolles	DL.... J.Franklin-Myers
LG..... Z.Johnson	OLB... B.Dupree	OLB.... J.Cooper	OLB.... J.Cooper
C..... B.Bozeman	LB..... D.Henley	C..... L.Wattenberg	OLB.... N.Bonitto
RG.... M.Becton	LB..... T.Dye	RG.... Q.Meinerz	ILB... A.Singleton
RT.... T.Pipkins	CB..... D.Jackson	RT.... M.McGlinchey	ILB.... J.Strnad
TE.... T.Fisk	CB..... T.Still	WR.... T.Franklin	CB..... P.Surtain
TE.... T.Conklin	S..... A.Gilman	TE.... L.Krull	CB..... S.Moss
QB.... J.Herbert	S..... D.James	QB.... B.Nix	S..... T.Hufanga
RB.... O.Hampton	S..... T.Jefferson	RB.... R.Harvey	S..... B.Jones

## WEEK 4 AT NEW YORK GIANTS



### CHARGERS 18 GIANTS 21

Sunday, Sept. 28, 2025  
MetLife Stadium – East Rutherford, N.J.



#### GAME STATISTICS

TEAM	1	2	3	4	OT	F
L.A. Chargers	0	10	8	0	—	18
New York Giants	7	6	8	0	—	21

#### SCORING SUMMARY

Team	Q	Time	Play
Giants	1	9:20	J.Dart 15 yd. run (J.McAtamney kick)
Giants	2	13:47	J.McAtamney 22 yd. Field Goal
Chargers	2	8:06	C.Dicker 43 yd. Field Goal
Giants	2	1:52	J.McAtamney 31 yd. Field Goal
Chargers	2	0:27	Q.Johnston 36 yd. pass from J.Herbert (C.Dicker kick)
Giants	3	2:49	T.Johnson 3 yd. pass from J.Dart (C.Skattebo run)
Chargers	3	1:27	O.Hampton 54 yd. run (J.Herbert run)

#### TEAM STATISTICS

	LAC	NYG
FIRST DOWNS:	17	20
TOTAL NET YARDS:	338	250
NET RUSHING YARDS:	152	161
NET PASSING YARDS:	186	89
PENALTIES/YARDS:	14-107	8-43
3RD DOWN EFFICIENCY (%):	4-12 (33.3%)	7-15 (46.7%)
PUNTS/AVERAGE:	5-48.8	5-48.8
SACKS/YARDS:	5/25	2/17
FUMBLES/LOST:	0-0	2-0
POINTS OFF TURNOVERS:	0	10
AVG. DRIVE START:	OWN 24	OWN 38
TIME OF POSSESSION:	:24:32	:35:28

#### INDIVIDUAL TOP PERFORMERS



##### PASSING

	CMP	ATT	YDS	TD	INT	RT		CMP	ATT	YDS	TD	INT	RT
J.Herbert	23	41	203	1	2	57.3	J.Dart	13	20	111	1	0	96.0

##### RUSHING

	ATT	YDS	AVG	LG	TD		ATT	YDS	AVG	LG	TD
O.Hampton	12	128	10.7	54	1	C.Skattebo	25	79	3.2	16	0
J.Herbert	1	24	24.0	24	0	J.Dart	10	54	5.4	15	1

##### RECEIVING

	REC	YDS	AVG	LG	TD		REC	YDS	AVG	LG	TD
Q.Johnston	8	98	12.3	36	1	D.Slayton	3	44	14.7	18	0
K.Allen	5	37	7.4	10	0	T.Johnson	3	17	5.7	10	1
O.Hampton	5	37	7.4	19	0	W.Robinson	3	14	4.7	8	0
O.Gadsden	2	16	8.0	11	0	M.Nabers	2	20	10.0	13	0

**TACKLES (SOLO) – LAC:** T.Dye 12 (3), D.Henley 9 (8), T.Tuipulotu 9 (6); **NYG:** D.Muasau 6 (2), C.Flott 5 (5), B.Burns 5 (4).

**SACKS – LAC:** T.Tuipulotu 4-19, J.Eboigbe 1-5, D.James 0.5-3, C.Murphy 0.5-3; **NYG:** B.Burns 1-16, K.Thibodeaux 1-1.

**INTERCEPTIONS – LAC:** None; **NYG:** D.Lawrence 1-37, A.Phillips 1-56.

##### STARTERS

WR.... Q.Johnston	OLB.... B.Dupree	WR.... M.Nabers	OLB..K.Thibodeaux
LT..... J.Alt	DL..... D.Hand	TE.... T.Johnson	DL.... D.Alexander
LG..... Z.Johnson	DL..... T.Tart	LT..... A.Thomas	DL.... D.Lawrence
C..... B.Bozeman	OLB.. T.Tuipulotu	LG..... J.Runyan	DT...R.Robertson-Harris
RG.... J.Salyer	LB..... D.Henley	C..... J.Schmitz	OLB..... B.Burns
RT.... T.Pipkins	LB..... T.Dye	RG.... G.Van Roten	ILB.... B.Okereke
TE.... T.Conklin	CB..... D.Jackson	RT.... J.Elumunor	LB..... D.Muasau
WR.... L.McConkey	CB..... T.Still	WR.... W.Robinson	CB..... C.Flott
QB.... J.Herbert	S..... E.Molden	WR.... D.Slayton	CB..... P.Adebo
FB.... S.Matlock	S..... A.Gilman	QB.... J.Dart	S..... T.Nubin
RB.... O.Hampton	S..... D.James	FB.... C.Skattebo	S..... J.Holland

# 2025 GAME SUMMARIES

## WEEK 5 vs. WASHINGTON

## WEEK 6 AT MIAMI



### COMMANDERS 27 CHARGERS 10

Sunday, Oct. 5, 2025  
SoFi Stadium – Los Angeles, Calif.



### CHARGERS 29 DOLPHINS 27

Sunday, Oct. 12, 2025  
Hard Rock Stadium – Miami Gardens, Fla.



### GAME STATISTICS

TEAM	1	2	3	4	OT	F
Washington	0	10	10	7	—	27
L.A. Chargers	10	0	0	0	—	10

### SCORING SUMMARY

Team	Q	Time	Play
Chargers	1	9:49	L.McConkey 2 yd. pass from J.Herbert (C.Dicker kick)
Chargers	1	2:57	C.Dicker 55 yd. Field Goal
Commanders	2	4:15	J.Croskey-Merritt 15 yd. run (M.Gay kick)
Commanders	2	0:02	M.Gay 29 yd. Field Goal
Commanders	3	10:58	J.Croskey-Merritt 5 yd. run (M.Gay kick)
Commanders	3	5:49	M.Gay 36 yd. Field Goal
Commanders	4	1:08	D.Samuel 8 yd. pass from J.Daniels (M.Gay kick)

### TEAM STATISTICS

	WAS	LAC
FIRST DOWNS:	22	18
TOTAL NET YARDS:	389	336
NET RUSHING YARDS:	163	155
NET PASSING YARDS:	226	1818
PENALTIES/YARDS:	7-48	10-85
3RD DOWN EFFICIENCY (%):	2-7 (28.6%)	9-16 (56.3%)
PUNTS/AVERAGE:	2-50.5	2-48.0
SACKS/YARDS:	5-29	1-5
FUMBLES/LOST:	1-1	1-1
POINTS OFF TURNOVERS:	14	0
AVG. DRIVE START:	OWN 25	OWN 28
TIME OF POSSESSION:	25:41	34:19

### INDIVIDUAL TOP PERFORMERS



#### PASSING

	CMP	ATT	YDS	TD	INT	RT		CMP	ATT	YDS	TD	INT	RT
J.Herbert	22	29	166	1	0	86.3	J.Daniels	15	26	231	1	0	100.0
T.Lance	3	4	44	0	0	110.4							

#### RUSHING

	ATT	YDS	AVG	LG	TD		ATT	YDS	AVG	LG	TD
J.Herbert	4	60	15.0	41	0	J.Croskey-Merritt	14	111	7.9	27	2
O.Hampton	12	44	3.7	8	0	J.Daniels	8	39	4.9	12	0
K.Vidal	4	18	4.5	11	0	C.Rodriguez	5	7	1.4	3	0

#### RECEIVING

	REC	YDS	AVG	LG	TD		REC	YDS	AVG	LG	TD
O.Hampton	6	26	4.3	12	0	D.Samuel	8	96	12.0	22	1
K.Allen	5	58	11.6	29	0	J.Croskey-Merritt	2	39	19.5	28	0
L.McConkey	5	39	7.8	13	1	L.McCaffrey	1	50	50.0	50	0
Q.Johnston	4	40	10.0	16	0	J.Lane	1	16	16.0	16	0

**TACKLES (SOLO) - LAC:** T.Dye (11 (4), D.Henley 8 (2), E.Molden 5 (4); **WAS:** B.Wagner 14 (8), Q.Martin 9 (6), M.Sainristil 7 (6), J.Reaves 7 (5).

**SACKS - LAC:** J.Eboigbe 1-5; **WAS:** D.Armstrong 2-9, V.Miller 1.5-8, JH.Newton 1-9, J.Martin 0.5-3.

**INTERCEPTIONS - LAC:** None; **DEN:** M.Sainristil 1-0-0.

#### STARTERS

WR.....T.Harris	OLB...T.Tuipulotu	WR....D.Samuel	DE.....J.Holmes
LT.....A.Deculus	DL.....D.Hand	WR....J.Lane	DT.....E.Goldman
LG.....Z.Johnson	DL.....T.Tart	WR....C.Moore	DT.....D.Payne
C.....B.Bozeman	OLB...B.Dupree	LT.....L.Tunsil	DT.....J.Kinlaw
RG.....M.Becton	LB.....D.Henley	LG.....C.Paul	LB.....B.Wagner
RT.....T.Pipkins	CB.....T.Dye	C.....T.Biadasz	LB.....F.Luvu
TE.....T.Conklin	LB.....D.Jackson	RG....A.Wylie	LB.....J.Magee
TE.....T.Fisk	CB.....T.Still	RT....J.Conerly	CB....M.Lattimore
TE.....O.Gadsden	S.....A.Gilman	TE.....Z.Ertz	S.....P.Butler
QB....J.Herbert	S.....D.James	QB....J.Daniels	S.....G.Martin
RB....O.Hampton	S.....E.Molden	RB....J.Croskey-Merritt	S.....J.Reaves

### GAME STATISTICS

TEAM	1	2	3	4	OT	F
L.A. Chargers	6	3	14	6	—	29
Miami	7	6	0	14	—	27

### SCORING SUMMARY

Team	Q	Time	Play
Chargers	1	7:52	C.Dicker 35 yd. Field Goal
Dolphins	1	4:03	D.Achane 49 yd. run (R.Patterson kick)
Chargers	1	0:35	C.Dicker 31 yd. Field Goal
Chargers	2	8:39	C.Dicker 29 yd. Field Goal
Dolphins	2	4:30	R.Patterson 47 yd. Field Goal
Dolphins	2	0:00	R.Patterson 27 yd. Field Goal
Chargers	3	7:26	L.McConkey 5 yd. pass from J.Herbert (C.Dicker kick)
Chargers	3	3:55	K.Vidal 7 yd. pass from J.Herbert (C.Dicker kick)
Chargers	4	12:47	C.Dicker 35 yd. Field Goal
Dolphins	4	7:56	D.Achane 4 yd. run (R.Patterson kick)
Dolphins	4	0:46	D.Waller 7 yd. pass from T.Tagovailoa (R.Patterson kick)
Chargers	4	0:05	C.Dicker 33 yd. Field Goal

### TEAM STATISTICS

	LAC	MIA
FIRST DOWNS:	20	19
TOTAL NET YARDS:	403	341
NET RUSHING YARDS:	263	204
NET PASSING YARDS:	140	137
PENALTIES/YARDS:	7-45	4-45
3RD DOWN EFFICIENCY (%):	6-15 (40.0%)	5-11 (45.5%)
PUNTS/AVERAGE:	4-47.0	2-55.5
SACKS/YARDS:	2/9	1/1
FUMBLES/LOST:	2/1	0/0
POINTS OFF TURNOVERS:	10	7
AVG. DRIVE START:	OWN 31	OWN 32
TIME OF POSSESSION:	34:19	25:41

### INDIVIDUAL TOP PERFORMERS



#### PASSING

	CMP	ATT	YDS	TD	INT	RT		CMP	ATT	YDS	TD	INT	RT
J.Herbert	29	38	264	2	0	112.2	T.Tagovailoa	21	32	205	1	3	54.8

#### RUSHING

	ATT	YDS	AVG	LG	TD		ATT	YDS	AVG	LG	TD
K.Vidal	18	124	6.9	38	0	D.Achane	16	128	8.0	49	2
H.Haskins	6	14	2.3	10	0	T.Tagovailoa	1	4	4.0	4	0

#### RECEIVING

	REC	YDS	AVG	LG	TD		REC	YDS	AVG	LG	TD
L.McConkey	7	100	14.3	42	1	J.Waddle	6	95	15.8	45	0
O.Gadsden	7	68	9.7	21	0	D.Achane	4	22	5.5	10	0
K.Allen	4	27	6.8	9	0	M.Washington	4	22	5.5	9	0
T.Harris	4	27	6.8	8	0	J.Hill	3	31	10.3	14	0

**TACKLES (SOLO) - LAC:** D.Henley 7 (3), T.Dye 6 (5), E.Molden 6 (3); **MIA:** K.Britt 13 (6), J.BRooks 9 (9), R.Douglas 7 (4).

**SACKS - LAC:** O.Oweh 1.0-1, T.Tuipulotu 1.0-8; **MIA:** K.Grant 1.0-1.

**INTERCEPTIONS - LAC:** D.James Jr. 1-21-0, T.Jefferson 1-2-0, B.St-Juste 1-0-0; **MIA:** None.

#### STARTERS

TE.....O.Gadsden	OLB...B.Dupree	WR....N.Westbrook-Ikhine	DT.....Z.Sieler
LT.....A.Deculus	DL.....J.Eboigbe	TE.....J.Hill	DT.....Jo.Phillips
LG.....Z.Johnson	DL.....J.Caldwell	LT....P.Paul	LB.....B.Chubb
C.....B.Bozeman	DL.....T.Tart	LG.....J.Savaininaea	LB.....Ja.Phillips
RG.....M.Becton	OLB...T.Tuipulotu	C.....A.Brewer	LB.....K.Britt
RT.....B.Hart	LB.....D.Henley	RG....C.Strange	LB.....J.Brooks
WR....L.McConkey	PB.....T.Dye	RT....L.Borom	CB.....J.Jones
WR....T.Harris	CB.....T.Still	WR....J.Waddle	CB....R.Douglas
WR....K.Lambert-Smith	CB....D.Jackson	QB....T.Tagovailoa	S.....D.Trader
QB....J.Herbert	S.....D.James	FB....A.Ingold	S.....A.Davis
RB....K.Vidal	S.....E.Molden	RB....D.Achane	S.....M.Fitzpatrick

# 2025 LOS ANGELES CHARGERS NUMERICAL ROSTER

## ACTIVE ROSTER

No.	Name	Pos.	Ht.	Wt.	Age	Exp.	College	Hometown	How Acq.
0	Daiyan Henley	LB	6-0	225	25	3	Washington State	Los Angeles, Calif.	D3-'23
1	Quentin Johnston	WR	6-2	208	24	3	TCU	Temple, Texas	D1-'23
2	Elijah Molden	DB	5-10	192	25	5	Washington	West Linn, Ore.	T (Ten)-'24
3	Derwin James Jr.	S	6-2	215	29	8	Florida State	Haines City, Fla.	D1-'18
5	Trey Lance	QB	6-4	226	25	5	North Dakota State	Marshall, Minn.	UFA (Dal)-'25
9	Tre' Harris	WR	6-3	210	23	R	Mississippi	Broussard, La.	D2-'25
10	Justin Herbert	QB	6-6	236	27	6	Oregon	Eugene, Ore.	D1a-'20
11	Cameron Dicker	K	6-1	216	25	4	Texas	Austin, Texas	FA-'22
12	Derius Davis	WR	5-8	165	25	3	TCU	St. Francisville, La.	D4-'23
13	Keenan Allen	WR	6-2	211	33	13	California	Greensboro, N.C.	FA-'25
15	Ladd McConkey	WR	6-0	185	23	2	Georgia	Chatsworth, Ga.	D2-'24
16	JK Scott	P	6-5	208	29	7	Alabama	Denver, Colo.	FA-'22
20	Cam Hart	CB	6-2	207	24	2	Notre Dame	Baltimore, Md.	D5b-'24
23	Tony Jefferson	S	5-11	212	33	11	Oklahoma	Chula Vista, Calif.	FA-'24
24	Benjamin St-Juste	CB	6-3	200	28	5	Minnesota	Montreal, Quebec, Canada	UFA (Was)-'25
26	Donte Jackson	CB	5-10	180	29	8	Louisiana State	Metairie, La.	UFA (Pit)-'25
27	RJ Mickens	S	6-0	210	24	R	Clemson	Southlake, Texas	D6b-'25
28	Hassan Haskins	RB	6-2	228	25	4	Michigan	St. Louis, Mo.	W (Ten)-'24
29	Tarheeb Still	CB	6-1	196	23	2	Maryland	Sicklerville, N.J.	D5a-'24
30	Kimani Vidal	RB	5-8	215	24	2	Troy	Marietta, Ga.	D6-'24
36	Ja'Sir Taylor	DB	5-10	185	26	4	Wake Forest	Asbury Park, N.J.	D6b-'22
40	Kendall Williamson	S	6-0	203	25	1	Stanford	Snellville, Ga.	FA-'24
41	Rick Lovato	LS	6-2	249	33	9	Old Dominion	Middletown, N.J.	FA-'25
42	Tucker Fisk	TE	6-4	285	26	3	Stanford	Davis, Calif.	FA-'24
43	Troy Dye	LB	6-3	225	29	6	Oregon	Norco, Calif.	UFA (Min)-'24
44	Scott Matlock	FB/DL	6-4	296	25	3	Boise State	Homedale, Idaho	D6-'23
45	Tuli Tuipulotu	OLB	6-3	266	23	3	Southern California	Hawthorne, Calif.	D2-'23
46	Nikko Reed	CB	5-10	180	22	R	Oregon	Oakland, Calif.	FA-'25
48	Bud Dupree	OLB	6-4	269	32	11	Kentucky	Macon, Ga.	FA-'24
50	Caleb Murphy	OLB	6-3	254	25	2	Ferris State	Dowagiac, Mich.	FA-'24
53	Del'Shawn Phillips	LB	6-2	230	29	6	Illinois	Highland Park, Ill.	UFA (Hou)-'25
54	Kyle Kennard	OLB	6-5	254	23	R	South Carolina	Atlanta, Ga.	D4-'25
58	Marlowe Wax	LB	6-1	236	22	R	Syracuse	Baltimore, Md.	FA-'25
66	Bobby Hart	T	6-4	310	31	9	Florida State	Lauderhill, Fla.	FA-'25
67	Foster Sarell	T	6-6	322	27	4	Stanford	Tacoma, Wash.	FA-'25
68	Jamaree Salyer	OL	6-4	325	25	4	Georgia	Atlanta, Ga.	D6a-'22
73	Mekhi Becton Sr.	G	6-7	363	26	6	Louisville	Highland Springs, Va.	UFA (Phi)-'25
74	Austin Deculus	T	6-5	321	26	3	Louisiana State	Mamou, La.	T (Hou)-'25
75	Bradley Bozeman	C	6-5	325	30	8	Alabama	Roanoke, Ala.	FA-'24
76	Joe Alt	T	6-8	322	22	2	Notre Dame	North Oaks, Minn.	D1-'24
77	Zion Johnson	G	6-3	316	25	4	Boston College	Bowie, Md.	D1-'22
78	Andre James	C	6-4	300	28	7	UCLA	Herriman, Utah	FA-'25
79	Trey Pipkins III	G/T	6-6	307	29	7	Sioux Falls	Apple Valley, Minn.	D3-'19
83	Tyler Conklin	TE	6-3	248	30	8	Central Michigan	Chesterfield, Mich.	UFA (NYJ)-'25
84	KeAndre Lambert-Smith	WR	6-1	182	23	R	Auburn	Norfolk, Va.	D5a-'25
86	Oronde Gadsden	TE	6-5	236	22	R	Syracuse	Plantation, Fla.	D5b-'25
89	Will Dissly	TE	6-4	265	29	8	Washington	Bozeman, Mont.	FA-'24
90	Teair Tart	DL	6-2	315	28	6	Florida International	Philadelphia, Pa.	FA-'24
92	Justin Eboigbe	DL	6-5	292	24	2	Alabama	Forest Park, Ga.	D4-'24
93	Otito Ogbonnia	DL	6-4	320	25	4	UCLA	Houston, Texas	D5-'22
96	Naquan Jones	DL	6-3	313	27	5	Michigan State	Evanston, Ill.	UFA (Ari)-'25
98	Odafe Oweh	OLB	6-5	265	26	5	Penn State	Howell, N.J.	T (Bal)-'25
99	Jamaree Caldwell	DL	6-1	340	25	R	Oregon	Newberry, S.C.	D3-'25

## PRACTICE SQUAD

No.	Name	Pos.	Ht.	Wt.	Age	Exp.	College	Hometown	How Acq.
7	DJ Uiagalelei	QB	6-4	252	24	R	Florida State	Inland Empire, Calif.	FA-'25
31	Nyheim Hines	RB	5-9	196	28	6	North Carolina State	Garner, N.C.	FA-'25
32	Jaret Patterson	RB	5-8	195	25	2	Buffalo	Glendale, Md.	FA-'23
34	Amar Johnson	RB	5-10	205	22	R	South Dakota State	O'Fallon, Mo.	FA-'25
37	Isas Waxter	CB	6-1	205	24	R	Villanova	Newark, N.J.	FA-'25
38	Emany Johnson	LB	6-2	218	24	1	Nevada	Richmond, Calif.	FA-'24
49	Thomas Yassmin	TE	6-5	251	25	1	Utah	Sydney, New South Wales, Australia	FA (IPP)-'25
62	Sam Mustipher	C/G	6-3	306	30	6	Notre Dame	Owings Mills, Md.	FA-'25
63	Josh Kaltenberger	C	6-6	308	24	R	Maryland	Pittsburgh, Pa.	FA-'25
71	Branson Taylor	G	6-6	330	23	R	Pittsburgh	Lorain, Ohio	D6a-'25
72	David Sharpe	T	6-6	343	29	6	Florida	Jacksonville, Fla.	FA-'25
82	JaQuae Jackson	WR	6-1	184	25	2	Rutgers	Pittsburgh, Pa.	FA-'25
87	Luke Grimm	WR	6-0	190	24	R	Kansas	Raymore, Mo.	FA-'25
88	Jalen Reagor	WR	5-11	197	26	5	TCU	Waxahachie, Texas	FA-'24
94	TeRah Edwards	DL	6-2	305	24	R	Illinois	Columbus, Ohio	FA-'25
97	Garmon Randolph	OLB	6-8	260	25	R	Baylor	Jefferson, Ga.	FA-'25

## RESERVE/INJURED

No.	Name	Pos.	Ht.	Wt.	Age	Exp.	College	Hometown	How Acq.
8	Omarion Hampton	RB	6-0	220	22	R	North Carolina	Clayton, N.C.	D1-'25
22	Najee Harris	RB	6-1	242	27	5	Alabama	Antioch, Calif.	UFA (Pit)-'25
25	Junior Colson	LB	6-3	247	22	2	Michigan	Franklin, Tenn.	D3-'24
37	Jordan Oladokun	CB	6-0	190	23	R	Bowling Green State	Tampa, Fla.	FA-'25
39	Eric Rogers	CB	6-2	189	23	R	Rutgers	Burlington Township, N.J.	FA-'25
52	Khalil Mack	OLB	6-3	269	34	12	Buffalo	Fort Pierce, Fla.	T (Chi)-'22
69	Josh Fuga	DL	6-2	313	24	R	Virginia Tech	Woodbridge, Va.	FA-'25
70	Rashawn Slater	T	6-4	315	26	5	Northwestern	Sugar Land, Texas	D1-'21
91	Da'Shawn Hand	DL	6-3	302	29	8	Alabama	Woodbridge, Va.	UFA (Mia)-'25

## RESERVE/INJURED; DESIGNATED FOR RETURN

No.	Name	Pos.	Ht.	Wt.	Age	Exp.	College	Hometown	How Acq.
6	Denzel Perryman	LB	5-11	240	32	11	Miami	Coral Gables, Fla.	UFA (Hou)-'24
33	Deane Leonard	DB	6-0	195	25	4	Mississippi	Calgary, Alberta, Canada	D7a-'22
47	Josh Harris	LS	6-1	224	36	14	Auburn	Carrollton, Ga.	UFA (Atl)-'22

## RESERVE/PHYSICALLY UNABLE TO PERFORM

No.	Name	Pos.	Ht.	Wt.	Age	Exp.	College	Hometown	How Acq.
67	Savion Washington	T	6-9	340	23	R	Syracuse	Akron, Ohio	FA-'25

# 2025 LOS ANGELES CHARGERS ALPHABETICAL ROSTER

## ACTIVE ROSTER

No.	Name	Pos.	Ht.	Wt.	DOB	Exp.	College	Hometown	How Acq.
13	Allen, Keenan	WR	6-2	211	4/27/92	13	California	Greensboro, N.C.	FA-'25
76	Alt, Joe	T	6-8	322	2/28/03	2	Notre Dame	North Oaks, Minn.	FA-'24
73	Becton Sr., Mekhi	G	6-7	363	4/18/99	6	Louisville	Highland Springs, Va.	UFA (Phi)-'25
75	Bozeman, Bradley	C	6-5	325	11/24/94	8	Alabama	Roanoke, Ala.	FA-'24
99	Caldwell, Jamaree	DL	6-1	340	8/30/00	R	Oregon	Newberry, S.C.	D3-'25
83	Conklin, Tyler	TE	6-3	248	7/30/95	8	Central Michigan	Chesterfield, Mich.	UFA (NYJ)-'25
12	Davis, Derius	WR	5-8	165	9/11/00	3	TCU	St. Francisville, La.	D4-'23
74	Deculus, Austin	T	6-5	321	3/12/99	3	Louisiana State	Mamou, La.	T (Hou)-'25
11	Dicker, Cameron	K	6-1	216	5/6/00	4	Texas	Austin, Texas	FA-'22
89	Dissly, Will	TE	6-4	265	7/8/96	8	Washington	Bozeman, Mont.	FA-'24
48	Dupree, Bud	OLB	6-4	269	2/12/93	11	Kentucky	Macon, Ga.	FA-'24
43	Dye, Troy	LB	6-3	225	9/18/96	6	Oregon	Norco, Calif.	UFA (Min)-'24
92	Eboigbe, Justin	DL	6-5	292	4/9/01	2	Alabama	Forest Park, Ga.	D4-'24
42	Fisk, Tucker	TE	6-4	285	1/19/99	3	Stanford	Davis, Calif.	FA-'24
86	Gadsden, Oronde	TE	6-5	236	6/25/03	R	Syracuse	Plantation, Fla.	D5b-'25
9	Harris, Tre	WR	6-3	210	2/28/02	R	Mississippi	Broussard, La.	D2-'25
66	Hart, Bobby	T	6-4	310	8/21/94	9	Florida State	Lauderhill, Fla.	FA-'25
20	Hart, Cam	CB	6-2	207	12/5/00	2	Notre Dame	Baltimore, Md.	D5b-'24
28	Haskins, Hassan	RB	6-2	228	11/26/99	4	Michigan	St. Louis, Mo.	W (Ten)-'24
0	Henley, Daiyan	LB	6-0	225	11/18/99	3	Washington State	Los Angeles, Calif.	D3-'23
10	Herbert, Justin	QB	6-6	236	3/10/98	6	Oregon	Eugene, Ore.	D1a-'20
26	Jackson, Donte	CB	5-10	180	11/8/95	8	Louisiana State	Metairie, La.	UFA (Pit)-'25
78	James, Andre	C	6-4	300	5/2/97	7	UCLA	Herriman, Utah	FA-'25
3	James Jr., Derwin	S	6-2	215	8/3/96	8	Florida State	Haines City, Fla.	D1-'18
23	Jefferson, Tony	S	5-11	212	1/27/92	11	Oklahoma	Chula Vista, Calif.	FA-'24
77	Johnson, Zion	G	6-3	316	11/18/99	4	Boston College	Bowie, Md.	D1-'22
1	Johnston, Quentin	WR	6-2	208	9/6/01	3	TCU	Temple, Texas	D1-'23
96	Jones, Naquan	DL	6-3	313	2/5/98	5	Michigan State	Evanston, Ill.	UFA (Ari)-'25
54	Kennard, Kyle	OLB	6-5	254	12/12/01	R	South Carolina	Atlanta, Ga.	D4-'25
84	Lambert-Smith, KeAndre	WR	6-1	182	10/16/01	R	Auburn	Norfolk, Va.	D5a-'25
5	Lance, Trey	QB	6-4	226	5/9/00	5	North Dakota State	Marshall, Minn.	UFA (Dal)-'25
41	Lovato, Rick	LS	6-2	249	9/9/92	9	Old Dominion	Middletown, N.J.	FA-'25
44	Matlock, Scott	FB/DL	6-4	296	6/28/00	3	Boise State	Homedale, Idaho	D6-'23
15	McConkey, Ladd	WR	6-0	185	11/11/01	2	Georgia	Chatsworth, Ga.	D2-'24
27	Mickens, RJ	S	6-0	210	7/10/01	R	Clemson	Southlake, Texas	D6b-'25
2	Molden, Elijah	DB	5-10	192	1/30/99	2	Washington	West Linn, Ore.	T (Ten)-'24
50	Murphy, Caleb	OLB	6-3	254	12/15/99	5	Ferris State	Dowagiac, Mich.	FA-'24
93	Ogbonnia, Otito	DL	6-4	320	8/25/00	4	UCLA	Houston, Texas	D5-'22
98	Oweh, Odafe	OLB	6-5	265	12/15/98	5	Penn State	Howell, N.J.	T (Bal)-'25
53	Phillips, Del'Shawn	LB	6-2	230	10/9/96	6	Illinois	Highland Park, Ill.	UFA (Hou)-'25
79	Pipkins III, Trey	G/T	6-6	307	9/5/96	7	Sioux Falls	Apple Valley, Minn.	D3-'19
46	Reed, Nikko	CB	5-10	180	3/3/03	R	Oregon	Oakland, Calif.	FA-'25
68	Salyer, Jamaree	OL	6-4	325	7/13/00	4	Georgia	Atlanta, Ga.	D6a-'22
67	Sarell, Foster	T	6-6	322	8/28/98	4	Stanford	Tacoma, Wash.	FA-'21
16	Scott, JK	P	6-5	208	10/30/95	7	Alabama	Denver, Colo.	FA-'22
29	Still, Tarheeb	CB	6-1	196	6/9/02	2	Maryland	Sicklerville, N.J.	D5a-'24
24	St-Juste, Benjamin	CB	6-3	200	9/8/97	4	Minnesota	Montreal, Quebec, Canada	UFA (Was)-'25
90	Tart, Teair	DL	6-2	315	2/28/97	6	Florida International	Philadelphia, Pa.	FA-'24
36	Taylor, Ja'Sir	DB	5-10	185	1/8/99	4	Wake Forest	Asbury Park, N.J.	D6b-'22
45	Tuipulotu, Tuli	OLB	6-3	266	9/3/02	3	Southern California	Hawthorne, Calif.	D2-'23
30	Vidal, Kimani	RB	5-8	215	8/28/01	2	Troy	Marietta, Ga.	D6-'24
58	Wax, Marlowe	LB	6-1	236	12/13/02	R	Syracuse	Baltimore, Md.	FA-'25
40	Williamson, Kendall	S	6-0	203	8/24/00	1	Stanford	Snellville, Ga.	FA-'24

## PRACTICE SQUAD

No.	Name	Pos.	Ht.	Wt.	DOB	Exp.	College	Hometown	How Acq.
94	Edwards, TeRah	DL	6-2	305	6/3/01	R	Illinois	Columbus, Ohio	FA-'25
87	Grimm, Luke	WR	6-0	190	8/8/01	R	Kansas	Raymore, Mo.	FA-'25
31	Hines, Nyheim	RB	5-9	196	11/12/96	6	North Carolina State	Garner, N.C.	FA-'25
82	Jackson, JaQuae	WR	6-1	184	1/30/00	2	Rutgers	Pittsburgh, Pa.	FA-'25
34	Johnson, Amar	RB	5-10	205	1/31/03	R	South Dakota State	O'Fallon, Mo.	FA-'25
38	Johnson, Emany	LB	6-2	218	11/17/00	1	Nevada	Richmond, Calif.	FA-'24
63	Kaltenberger, Josh	C	6-6	308	8/10/01	R	Maryland	Pittsburgh, Pa.	FA-'25
62	Mustipher, Sam	C/G	6-3	306	8/13/96	6	Notre Dame	Owings Mills, Md.	FA-'25
32	Patterson, Jaret	RB	5-8	195	12/23/99	2	Buffalo	Glendale, Md.	FA-'23
97	Randolph, Garmon	OLB	6-8	260	10/5/00	R	Baylor	Jefferson, Ga.	FA-'25
88	Reagor, Jalen	WR	5-11	197	1/2/99	5	TCU	Waxahachie, Texas	FA-'24
72	Sharpe, David	T	6-6	343	10/21/95	6	Florida	Jacksonville, Fla.	FA-'25
71	Taylor, Branson	G	6-6	330	2/13/02	R	Pittsburgh	Lorain, Ohio	D6a-'25
7	Uiagalelei, DJ	QB	6-4	252	4/17/01	R	Florida State	Inland Empire, Calif.	FA-'25
37	Waxter, Isas	CB	6-1	205	9/17/01	R	Villanova	Newark, N.J.	FA-'25
49	Yassmin, Thomas	TE	6-5	251	11/10/99	1	Utah	Sydney, New South Wales, Australia	FA (IPP)-'25

## RESERVE/INJURED

No.	Name	Pos.	Ht.	Wt.	DOB	Exp.	College	Hometown	How Acq.
25	Folsom, Junior	LB	6-3	247	12/6/02	2	Michigan	Franklin, Tenn.	D3-'24
69	Colson, Josh	DL	6-2	313	2/14/01	R	Virginia Tech	Woodbridge, Va.	FA-'25
8	Hampton, Omarion	RB	6-0	220	3/16/03	R	North Carolina	Clayton, N.C.	D1-'25
91	Hand, Da'Shawn	DL	6-3	302	11/14/95	8	Michigan State	Woodbridge, Va.	UFA (Mia)-'25
22	Harris, Najee	RB	6-1	242	3/9/98	5	Alabama	Antioch, Calif.	UFA (Pit)-'25
52	Mack, Khalil	OLB	6-3	269	2/22/91	12	Buffalo	Fort Pierce, Fla.	T (Chi)-'22
37	Oladokun, Jordan	CB	6-0	190	7/29/02	R	Bowling Green State	Tampa, Fla.	FA-'25
39	Rogers, Eric	CB	6-2	189	4/2/02	R	Rutgers	Burlington Township, N.J.	FA-'25
70	Slater, Rashawn	T	6-4	315	3/26/99	5	Northwestern	Sugar Land, Texas	D1-'21

## RESERVE/INJURED; DESIGNATED FOR RETURN

No.	Name	Pos.	Ht.	Wt.	DOB	Exp.	College	Hometown	How Acq.
47	Harris, Josh	LS	6-1	224	4/27/89	14	Auburn	Carrollton, Ga.	UFA (Atl)-'22
33	Leonard, Deane	DB	6-0	195	11/20/99	4	Mississippi	Calgary, Alberta, Canada	D7a-'22
6	Perryman, Denzel	LB	5-11	240	12/5/92	11	Miami	Coral Gables, Fla.	UFA (Hou)-'24

## RESERVE/PHYSICALLY UNABLE TO PERFORM

No.	Name	Pos.	Ht.	Wt.	DOB	Exp.	College	Hometown	How Acq.
67	Washington, Savion	T	6-9	340	4/12/02	R	Syracuse	Akron, Ohio	FA-'25

## HOW THE 2025 CHARGERS WERE BUILT

YEAR	NFL DRAFT	FREE AGENCY	TRADE/WAIVERS
<b>2018</b>	S Derwin James Jr. (1)		
<b>2019</b>	G/T Trey Pipkins III (3)		
<b>2020</b>	QB Justin Herbert (1a)		
<b>2022</b>	G Zion Johnson (1) DL Otito Ogbornia (5) OL Jamaree Salyer (6a) DB Ja'Sir Taylor (6b)	K Cameron Dicker P JK Scott	
<b>2023</b>	WR Derius Davis (4) LB Daiyan Henley (3) WR Quentin Johnston (1) FB/DL Scott Matlock (6) OLB Tuli Tuipulotu (2)		
<b>2024</b>	T Joe Alt (1) DL Justin Eboigbe (4) CB Cam Hart (5b) WR Ladd McConkey (2) CB Tarheeb Still (5a) RB Kimani Vidal (6)	C Bradley Bozeman TE Will Dissly OLB Bud Dupree LB Troy Dye (UFA-Min) TE Tucker Fisk S Tony Jefferson OLB Caleb Murphy DL Teair Tart S Kendall Williamson	RB Hassan Haskins (W-Ten) DB Elijah Molden (T-Ten)
<b>2025</b>	DL Jamaree Caldwell (3) TE Oronde Gadsden (5b) WR Tre' Harris (2) OLB Kyle Kennard (4) WR KeAndre Lambert-Smith (5a) S RJ Mickens (6b)	WR Keenan Allen G Mekhi Becton (UFA-Phi) TE Tyler Conklin (UFA-NYJ) T Bobby Hart CB Donte Jackson (UFA-Pit) C Andre James DL Naquan Jones (UFA-Ari) QB Trey Lance (UFA-Dal) LS Rick Lovato LB Del'Shawn Phillips (UFA-Hou) CB Nikko Reed (UDFA) T Foster Sarell CB Benjamin St-Juste (UFA-Was) LB Marlowe Wax (UDFA)	T Austin Deculus (T-Hou) OLB Odafe Oweh (T-Bal)

## 2025 LOS ANGELES CHARGERS COACHES

<b>Head Coach</b> ..... Jim Harbaugh <b>Special Teams Coordinator</b> ..... Ryan Ficken <b>Defensive Coordinator</b> ..... Jesse Minter <b>Offensive Coordinator</b> ..... Greg Roman <b>Run Game Coordinator/Tight Ends</b> ..... Andy Bischoff <b>Linebackers</b> ..... NaVorro Bowman <b>Passing Game Coordinator</b> ..... Marcus Brady <b>Offensive Quality Control/Tight Ends</b> ..... Jeff Carpenter <b>Defensive Backs</b> ..... Steve Clinkscale <b>Quarterbacks</b> ..... Shane Day <b>Offensive Line</b> ..... Mike Devlin <b>Defensive Line</b> ..... Mike Elston <b>Safeties</b> ..... Adam Fuller <b>Assistant Special Teams</b> ..... Chris Gould <b>Offensive Assistant</b> ..... Josh Hammond <b>Assistant Offensive Line</b> ..... Nick Hardwick	<b>Defensive Assistant</b> ..... Mike Hiestand <b>Wide Receivers</b> ..... Sanjay Lal <b>Running Backs</b> ..... Kiel McDonald <b>Senior Analyst</b> ..... Rick Minter <b>Defensive Quality Control</b> ..... Robert Muschamp <b>Alex G. Spanos Coaching Fellow</b> ..... Chuke Ndulue <b>Alex G. Spanos Coaching Fellow</b> ..... Justin Poindexter <b>Outside Linebackers</b> ..... Dylan Roney <b>Alex G. Spanos Coaching Fellow</b> ..... Maurquice Shakir <b>Alex G. Spanos Coaching Fellow</b> ..... Miles Taylor <b>Executive Director of Player Performance</b> ..... Ben Herbert <b>Head Strength &amp; Conditioning</b> ..... Jonathan Brooks <b>Head Strength &amp; Conditioning</b> ..... Devin Woodhouse <b>Director of Performance Analytics</b> ..... Ben Rabe <b>Performance Analyst</b> ..... Lincoln DeWolfe
--	--

# 2025 LOS ANGELES CHARGERS DEPTH CHART

Depth Chart is unofficial and compiled by Chargers Communications

## OFFENSE

<b>WR</b>	15	Ladd McConkey	13	Keenan Allen	12	Derius Davis
<b>LT</b>	76	Joe Alt	74	Austin Deculus		
<b>LG</b>	77	Zion Johnson	68	Jamaree Salyer		
<b>C</b>	75	Bradley Bozeman	78	Andre James		
<b>RG</b>	73	Mekhi Becton Sr.	67	Foster Sarell		
<b>RT</b>	79	Trey Pipkins III	66	Bobby Hart		
<b>TE</b>	86	<u>Oronde Gadsden</u>	89	Will Dissly	83	Tyler Conklin
					42	Tucker Fisk
<b>WR</b>	1	Quentin Johnston	9	<u>Tre' Harris</u>	84	<u>KeAndre Lambert-Smith</u>
<b>QB</b>	10	Justin Herbert	5	Trey Lance		
<b>FB</b>	44	Scott Matlock				
<b>RB</b>	30	Kimani Vidal	28	Hassan Haskins		

## DEFENSE

<b>EDGE</b>	45	Tuli Tuipulotu	50	Caleb Murphy	54	<u>Kyle Kennard</u>	
<b>DL</b>	92	Justin Eboigbe	44	Scott Matlock			
<b>DL</b>	99	<u>Jamaree Caldwell</u>	93	Otito Ogbonnia			
<b>DL</b>	90	Teair Tart	96	Naquan Jones			
<b>EDGE</b>	48	Bud Dupree	-OR-	98	Odafe Oweh		
<b>LB</b>	0	Daiyan Henley	53	Del'Shawn Phillips			
<b>LB</b>	43	Troy Dye	58	<u>Marlowe Wax</u>			
<b>CB</b>	29	Tarheeb Still	24	Benjamin St-Juste	36	Ja'Sir Taylor	
<b>S</b>	3	Derwin James Jr.	23	Tony Jefferson	40	Kendall Williamson	
<b>S</b>	2	Elijah Molden	27	<u>RJ Mickens</u>			
<b>CB</b>	26	Donte Jackson	-OR-	20	Cam Hart	46	<u>Nikko Reed</u>

## SPECIALISTS

<b>K</b>	11	Cameron Dicker				
<b>P</b>	16	JK Scott				
<b>KO</b>	11	Cameron Dicker				
<b>H</b>	16	JK Scott				
<b>LS</b>	41	Rick Lovato				
<b>KR</b>	12	Derius Davis	84	<u>KeAndre Lambert-Smith</u>	28	Hassan Haskins
<b>PR</b>	12	Derius Davis	15	Ladd McConkey	29	Tarheeb Still

**NOTE:** Rookies are underlined

# 2025 LOS ANGELES CHARGERS PRONUNCIATION GUIDE

Austin <b>DECULUS</b> . . . . . DECK-you-lus	<b>EMANY</b> Johnson . . . . . EE-mahn-ee	Benjamin <b>ST-JUSTE</b> . . . . . saint-JUICE
Justin <b>EBOIGBE</b> . . . . . ee-BOYG-bee	<b>ZION</b> Johnson . . . . . ZEYE-uhn	<b>TEAIR</b> Tart . . . . . TEE-air
<b>TERAH</b> Edwards . . . . . TEE-rah	Sam <b>MUSTIPHER</b> . . . . . .MUST-iff-err	<b>JA'SIR</b> Taylor . . . . . JAH-sear
Josh <b>FUGA</b> . . . . . FOO-guh	<b>OTITO OGBONNIA</b> . . .oh-TEET-oh oh-BONE-yuh	<b>TULI TUIPULOTU</b> . . . . .
<b>ORONDE</b> Gadsden . . . . . uh-RON-day	Jordan <b>OLADOKUN</b> . . . . . OH-la-doe-kin	. . . . . TOO-lee TOO-ee-poo-LOW-too
<b>OMARION</b> Hampton . . . . . oh-MARR-ee-on	<b>ODAFE OWEH</b> . . . . . uh-DAH-fay OH-way	DJ <b>UIAGALELEI</b> . . . . .oo-ee-AHN-guh-luh-lay
<b>NAJEE</b> Harris . . . . . NAH-jee	Jamaree <b>SALYER</b> . . . . . SAL-yur	Kimani <b>VIDAL</b> . . . . . VIE-dell
<b>DAIYAN</b> Henley . . . . . DAY-on	Foster <b>SARELL</b> . . . . . SUH-rell	Thomas <b>YASSMIN</b> . . . . . YAZ-min
<b>JAQUAE</b> Jackson . . . . . JUH-quay	<b>RASHAWN</b> Slater . . . . . ruh-SHAWN	

## 2025 TRANSACTIONS BY DATE

Jan. 13	Signed G Karsen Barnhart, TE McCallan Castles, WR Dez Fitzpatrick, DL Christopher Hinton, LB Jeremiah Jean-Baptiste, WR Jaylen Johnson, OLB Tre'Mon Morris-Brash, OLB Caleb Murphy, RB Jaret Patterson and S Kendall Williamson to Reserve/Future contracts.	Aug. 5	Placed DL Josh Fuga on Reserve/Injured.	Sept. 9	Signed LB Kana'i Mauga to practice squad. Released RB Nyheim Hines from practice squad.
Jan. 14	Signed LB Emany Johnson to Reserve/Future contract.	Aug. 6	Signed WR Keenan Allen. Waived TE McCallan Castles.	Sept. 10	Reached injury settlement with WR Jalen Reagor.
Feb. 20	Signed DB Elijah Molden to contract extension.	Aug. 7	Signed TE Thomas Yassmin. Waived/Injured TE Jordan Petaia.	Sept. 15	Placed LB Denzel Perryman on Reserve/Injured. Signed LS Rick Lovato to active roster. Activated S Tony Jefferson (standard elevation) and LB Kana'i Mauga (standard elevation) from practice squad.
March 5	Extended exclusive rights tender to TE Tucker Fisk.	Aug. 8	Placed TE Jordan Petaia on Reserve/Injured.	Sept. 16	Reverted S Tony Jefferson and LB Kana'i Mauga to practice squad.
March 6	Released OLB Joey Bosa.	Aug. 9	Signed T David Sharpe. Placed T Rashawn Slater on Reserve/Injured.	Sept. 17	Placed OLB Khalil Mack on Reserve/Injured.
March 10	Released RB Gus Edwards.	Aug. 14	Signed CB Harrison Hand and CB Nehemiah Shelton. Waived/Injured WR Dez Fitzpatrick and CB Jordan Oladokun.	Sept. 18	Signed S Tony Jefferson to active roster. Signed OLB Clelin Ferrel and OLB Rashad Weaver to practice squad.
March 13	Re-signed LB Troy Dye, OLB Khalil Mack and LB Denzel Perryman.	Aug. 15	Placed WR Dez Fitzpatrick and CB Jordan Oladokun on Reserve/Injured. Placed WR Mike Williams on Reserve/Left Squad. Reached injury settlement with TE Jordan Petaia.	Sept. 20	Activated LB Emany Johnson (standard elevation) from practice squad.
March 14	Signed RB Najee Harris and WR Mike Williams.	Aug. 18	LB Del'Shawn Phillips passed physical	Sept. 22	Reverted LB Emany Johnson to practice squad.
March 15	Signed G Mekhi Becton, DL Da'Shawn Hand and CB Donte Jackson.	Aug. 21	Reached injury settlement with WR Dez Fitzpatrick.	Sept. 24	Placed RB Najee Harris on Reserve/Injured.
March 17	Re-signed WR Jalen Reagor. Signed CB Benjamin St-Juste.	Aug. 26	Traded 2027 conditional seventh-round selection to Houston for T Austin Deculus. Reverted RB Najee Harris to active roster. Placed LS Josh Harris and DB Deane Leonard on Reserve/Injured; Designated for Return. Placed LB Junior Colson on Reserve/Injured. Released CB Harrison Hand, QB Taylor Heinicke, RB Nyheim Hines, S Tony Jefferson, LB Del'Shawn Phillips, WR Jalen Reagor and T David Sharpe. Waived G Karsen Barnhart, DB Trikweze Bridges, WR Dalevon Campbell, DL TeRah Edwards, WR Luke Grimm, OLB Kylan Guidry, DL Christopher Hinton, WR JaQuae Jackson, LB Emany Johnson, G Nash Jones, C Josh Kaltenberger, TE Stevo Klotz, LB Kana'i Mauga, OLB Tre'Mon Morris-Brash, T Ryan Nelson, CB Myles Purchase, OLB Garmon Randolph, WR Brenden Rice, RB Raheim Sanders, CB Nehemiah Shelton, DL Nesta Jade Silvera, T Corey Stewart, G Branson Taylor, QB DJ Uiagalelei, RB Kimani Vidal and TE Thomas Yassmin. Waived/Injured S Jaylen Jones. Waived/Injured and reached injury settlement with WR Jaylen Johnson and RB Jaret Patterson.	Sept. 27	Activated T Foster Sarell (standard elevation) and RB Kimani Vidal (standard elevation) from practice squad.
March 18	Re-signed C Bradley Bozeman and DL Teair Tart. Signed DL Naquan Jones and LB Del'Shawn Phillips.	Aug. 27	Placed S Jaylen Jones on Reserve/Injured. Signed G Karsen Barnhart, DL TeRah Edwards, CB Harrison Hand, RB Nyheim Hines, WR JaQuae Jackson, S Tony Jefferson, LB Emany Johnson, C Josh Kaltenberger, LS Rick Lovato, CB Myles Purchase, OLB Garmon Randolph, WR Jalen Reagor, T David Sharpe, G Branson Taylor, QB DJ Uiagalelei, RB Kimani Vidal, TE Thomas Yassmin to practice squad.	Sept. 29	Reverted T Foster Sarell and RB Kimani Vidal to practice squad.
March 19	Re-signed QB Taylor Heinicke and P JK Scott. Signed C Andre James.	Aug. 28	Placed CB Eric Rogers on Reserve/Injured. Signed LB Del'Shawn Phillips. Signed T Foster Sarell to practice squad. Released T David Sharpe from practice squad.	Sept. 30	Signed OL Michael Dunn and CB Isas Waxter to practice squad. Released CB Myles Purchase and OLB Rashad Weaver from practice squad.
March 24	Signed TE Tyler Conklin.	Aug. 29	Signed T David Sharpe to practice squad. Released CB Harrison Hand from practice squad.	Oct. 1	Signed T Foster Sarell to active roster. Signed T Bobby Hart to practice squad.
April 2	Re-signed S Tony Jefferson.	Aug. 30	Signed WR Luke Grimm and RB Amar Johnson to practice squad. Placed WR Jalen Reagor on Practice Squad; Injured. Released G Karsen Barnhart from practice squad. Reached injury settlement with S Jaylen Jones.	Oct. 2	Signed C/G Sam Mustipher to practice squad. Released C Josh Kaltenberger from practice squad.
April 3	Signed TE Jordan Petaia.	Sept. 5	Activated LS Rick Lovato (standard elevation) and T Foster Sarell (standard elevation) from practice squad.	Oct. 4	Activated OLB Clelin Ferrell (standard elevation) and RB Kimani Vidal (standard elevation) from practice squad.
April 8	Signed QB Trey Lance.	Sept. 6	Reverted LS Rick Lovato and T Foster Sarell to practice squad.	Oct. 6	Reverted OLB Clelin Ferrell and RB Kimani Vidal to practice squad.
April 22	Re-signed TE Tucker Fisk.			Oct. 7	Signed C Josh Kaltenberger and WR Jalen Reagor to practice squad. Released OL Michael Dunn and LB Kana'i Mauga from practice squad.
May 9	Signed DB Trikweze Bridges, DL Jamaree Caldwell, DL TeRah Edwards, DL Josh Fuga, TE Oronde Gadsden, WR Luke Grimm, OLB Kylan Guidry, S Jaylen Jones, G Nash Jones, C Josh Kaltenberger, OLB Kyle Kennard, TE Stevo Klotz, WR KeAndre Lambert-Smith, S RJ Mickens, CB Jordan Oladokun, CB Myles Purchase, OLB Garmon Randolph, CB Nikko Reed, CB Eric Rogers, RB Raheim Sanders, T Corey Stewart, G Branson Taylor, QB DJ Uiagalelei, T Savion Washington and LB Marlowe Wax. Waived OLB Chris Collins.			Oct. 8	Traded S Alohi Gilman and 2026 fifth-round selection to Baltimore for OLB Odafe Oweh and 2027 seventh-round pick. Designated LB Denzel Perryman for return from Reserve/Injured. Placed RB Omarion Hampton on Reserve/Injured. Signed RB Kimani Vidal to active roster. Signed RB Nyheim Hines to practice squad.
May 12	Signed WR Dalevon Campbell. Waived C/G Bucky Williams.			Oct. 11	Placed DL Da'Shawn Hand on Reserve/Injured. Signed T Bobby Hart to active roster. Activated RB Nyheim Hines (standard elevation) and T David Sharpe (standard elevation) from practice squad.
May 13	Signed LB Kana'i Mauga. Waived LB Jeremiah Jean-Baptiste.			Oct. 13	Reverted RB Nyheim Hines and T David Sharpe to practice squad.
May 19	Signed RB Omarion Hampton.			Oct. 14	Signed RB Jaret Patterson to practice squad. Released OLB Clelin Ferrell from practice squad.
June 4	Signed OLB Bud Dupree to contract extension.				
June 17	Signed OL Elijah Ellis. Waived T Tyler McLellan.				
July 14	Declared WR Jaylen Johnson, DB Elijah Molden, LB Del'Shawn Phillips, T Savion Washington and WR Mike Williams Physically Unable to Perform.				
July 17	Signed T Ryan Nelson. WR Mike Williams given exempt status.				
July 18	Signed WR Tre' Harris. Declared Non-Football Injury for RB Najee Harris.				
July 20	WR Jaylen Johnson and DB Elijah Molden passed physical.				
July 22	Signed RB Nyheim Hines. Waived/Failed Physical T Savion Washington.				
July 23	Placed T Savion Washington on Reserve/Physically Unable to Perform.				
July 26	Signed WR JaQuae Jackson. Waived OL Elijah Ellis.				
July 27	Signed T Rashawn Slater to contract extension.				
Aug. 4	Signed DL Nesta Jade Silvera. Waived/Injured DL Josh Fuga.				

## 2025 TRANSACTIONS BY PLAYER

### Allen, Keenan — WR

Aug. 6 Signed

### Barnhart, Karsen — G

Jan. 13 Signed to Reserve/Future contract

Aug. 26 Waived

Aug. 27 Signed to practice squad

Aug. 30 Released from practice squad

### Becton, Mekhi — G

March 15 Signed

### Bosa, Joey — OLB

March 6 Released

### Bozeman, Bradley — C

March 18 Re-signed

### Bridges, Trikweze — DB

May 9 Signed

Aug. 26 Waived

### Caldwell, Jamaree — DL

May 9 Signed

### Campbell, Dalevon — WR

May 12 Signed

Aug. 26 Waived

### Castles, McCallan — TE

Jan. 13 Signed to Reserve/Future contract

Aug. 6 Waived

### Collins, Chris — OLB

May 9 Waived

### Colson, Junior — LB

Aug. 26 Placed on Reserve/Injured

### Conklin, Tyler — TE

March 24 Signed

### Deculus, Austin — T

Au. 26 Traded for from Houston

### Dunn, Michael — OL

Sept. 30 Signed to practice squad

Oct. 7 Released from practice squad

### Dupree, Bud — OLB

June 4 Signed contract extension

### Dye, Troy — LB

March 13 Signed

### Edwards, Gus — RB

March 10 Released

### Edwards, TeRah — DL

May 9 Signed

Aug. 26 Waived

Aug. 27 Signed to practice squad

### Ellis, Elijah — OL

May 9 Signed

July 26 Waived

### Ferrel, Clelin — OLB

Sept. 18 Signed to practice squad

Oct. 4 Activated from practice squad (standard elevation)

Oct. 6 Reverted to practice squad

Oct. 14 Released from practice squad

### Fisk, Tucker — TE

March 5 Extended exclusive rights tender

April 22 Re-signed

### Fitzpatrick, Dez — WR

Jan. 13 Signed to Reserve/Future contract

Aug. 14 Waived/Injured

Aug. 15 Placed on Reserve/Injured

Aug. 21 Reached injury settlement

### Fuga, Josh — DL

May 9 Signed

Aug. 4 Waived/Injured

Aug. 5 Placed on Reserve/Injured

### Gadsden, Oronde — TE

May 9 Signed

### Gilman, Alohi — S

Oct. 8 Traded to Baltimore

### Grimm, Luke — WR

May 9 Signed

Aug. 26 Waived

Aug. 30 Signed to practice squad

### Guidry, Kylan — OLB

May 9 Signed

Aug. 26 Waived

### Hampton, Omarion — RB

May 19 Signed

Oct. 8 Placed on Reserve/Injured

### Hand, Da'Shawn — DL

March 15 Signed

Oct. 11 Placed on Reserve/Injured

### Harrison, Hand — CB

Aug. 14 Signed

Aug. 26 Released

Aug. 27 Signed to practice squad

Aug. 29 Released from practice squad

### Harris, Josh — LS

Aug. 26 Placed on Reserve/Injured; Designated for Return

### Harris, Najee — RB

March 14 Signed

July 18 Declared Non-Football Injury

Aug. 27 Reverted to active roster

Sept. 24 Placed on Reserve/Injured

### Harris, Tre' — WR

July 18 Signed

### Hart, Bobby — T

Oct. 1 Signed to practice squad

Oct. 11 Signed to active roster

### Heinicke, Taylor — QB

March 19 Re-signed

Aug. 26 Released

### Hines, Nyheim — RB

July 22 Signed

Aug. 26 Released

Aug. 27 Signed to practice squad

Sept. 9 Released from practice squad

Oct. 8 Signed to practice squad

Oct. 11 Activated from practice squad (standard elevation)

Oct. 13 Reverted to practice squad

### Hinton, Christopher — DL

Jan. 13 Signed to Reserve/Future contract

Aug. 26 Waived

### Jackson, Donte — CB

March 15 Signed

### Jackson, JaQuae — WR

July 26 Signed

Aug. 26 Waived

Aug. 27 Signed to practice squad

### James, Andre — C

March 19 Signed

### Jean-Baptiste, Jeremiah — LB

Jan. 13 Signed to Reserve/Future contract

May 13 Waived

### Jefferson, Tony — S

April 2 Signed

Aug. 26 Released

Aug. 27 Signed to practice squad

Sept. 15 Activated from practice squad (standard elevation)

Sept. 16 Reverted to practice squad

Sept. 18 Signed to active roster

### Johnson, Amar — RB

Aug. 30 Signed to practice squad

### Johnson, Emany — LB

Jan. 13 Signed to Reserve/Future contract

Aug. 26 Waived

Aug. 27 Signed to practice squad

Sept. 20 Activated from practice squad (standard elevation)

Sept. 22 Reverted to practice squad

### Johnson, Jaylen — WR

Jan. 13 Signed to Reserve/Future contract

July 14 Declared Physically Unable to Perform

July 20 Passed physical

Aug. 26 Waived/Injured and reached injury settlement

### Jones, Jaylen — S

May 9 Signed

Aug. 26 Waived/Injured

Aug. 27 Placed on Reserve/Injured

Aug. 30 Reached injury settlement

### Jones, Naquan — DL

March 18 Signed

### Jones, Nash — G

May 9 Signed

Aug. 26 Waived

### Kaltenberger, Josh — C

May 9 Signed

Aug. 26 Waived

Aug. 27 Signed to practice squad

Oct. 2 Released from practice squad

Oct. 7 Signed to practice squad

### Kennard, Kyle — OLB

May 9 Signed

### Klotz, Steve — TE

May 9 Signed

Aug. 26 Waived

### Lambert-Smith, KeAndre — WR

May 9 Signed

### Lance, Trey — QB

April 8 Signed

### Leonard, Deane — DB

Aug. 26 Placed on Reserve/Injured; Designated for Return

### Lovato, Rick — LS

Aug. 27 Signed to practice squad

Sept. 5 Activated from practice squad (standard elevation)

Sept. 6 Reverted to practice squad

Sept. 15 Signed to active roster

### Mack, Khalil — OLB

March 13 Re-signed

Sept. 17 Placed on Reserve/Injured

### Mauga, Kana'i — LB

May 13 Signed

Aug. 26 Waived

Sept. 9 Signed to practice squad

Sept. 15 Activated from practice squad (standard elevation)

Sept. 16 Reverted to practice squad

Oct. 7 Released from practice squad

### McLellan, Tyler — T

June 17 Waived

### Mickens, RJ — S

May 9 Signed

### Molden, Elijah — DB

Feb. 20 Signed contract extension

July 14 Declared Physically Unable to Perform

July 20 Passed physical

### Morris-Brash, Tre'Mon — OLB

Jan. 13 Signed to Reserve/Future contract

Aug. 26 Waived

## 2025 TRANSACTIONS BY PLAYER

### Murphy, Caleb — OLB

Jan. 13 Signed to Reserve/Future contract

### Mustipher, Sam — C/G

Oct. 2 Signed to practice squad

### Nelson, Ryan — T

July 17 Signed  
Aug. 26 Waived

### Oladokun, Jordan — CB

May 9 Signed  
Aug. 14 Waived/Injured  
Aug. 15 Placed on Reserve/Injured

### Oweh, Odafe — OLB

Oct. 8 Traded for from Baltimore

### Patterson, Jaret — RB

Jan. 13 Signed to Reserve/Future contract  
Aug. 26 Waived/Injured and reached injury settlement

Oct. 14 Signed to practice squad

### Perryman, Denzel — LB

March 13 Re-signed  
Sept. 15 Placed on Reserve/Injured  
Oct. 8 Designated for return from Reserve/Injured

### Petaia, Jordan — TE

April 3 Signed  
Aug. 7 Waived/Injured  
Aug. 8 Placed on Reserve/Injured  
Aug. 15 Reached injury settlement

### Phillips, Del'Shawn — LB

March 18 Signed  
July 14 Declared Physically Unable to Perform  
Aug. 18 Passed physical  
Aug. 26 Released  
Aug. 28 Signed

### Purchase, Myles — CB

May 9 Signed  
Aug. 26 Waived  
Aug. 27 Signed to practice squad  
Sept. 30 Released from practice squad

### Randolph, Garmon — OLB

May 9 Signed  
Aug. 26 Waived  
Aug. 27 Signed to practice squad

### Reagor, Jalen — WR

March 17 Re-signed  
Aug. 26 Released  
Aug. 27 Signed to practice squad  
Aug. 30 Placed on Practice Squad; Injured  
Sept. 10 Reached injury settlement  
Oct. 7 Signed to practice squad

### Reed, Nikko — CB

May 9 Signed

### Rice, Brenden — WR

Aug. 26 Waived

### Rogers, Eric — CB

May 9 Signed  
Aug. 28 Placed on Reserve/Injured

### Sanders, Raheim — CB

May 9 Signed  
Aug. 26 Waived

### Sarell, Foster — T

Aug. 28 Signed to practice squad  
Sept. 5 Activated from practice squad (standard elevation)

Sept. 6 Reverted to practice squad

Sept. 27 Activated from practice squad (standard elevation)

Sept. 29 Reverted to practice squad

Oct. 1 Signed to active roster

### Scott, JK — P

March 19 Signed

### Sharpe, David — T

Aug. 9 Signed  
Aug. 26 Released  
Aug. 27 Signed to practice squad  
Aug. 28 Released from practice squad  
Aug. 29 Signed to practice squad  
Oct. 11 Activated from practice squad (standard elevation)

Oct. 13 Reverted to practice squad

### Shelton, Nehemiah — CB

Aug. 14 Signed  
Aug. 26 Waived

### Silvera, Nesta Jade — DL

Aug. 4 Signed  
Aug. 26 Waived

### Slater, Rashawn — T

July 27 Signed contract extension  
Aug. 9 Placed on Reserve/Injured

### Stewart, Corey — T

May 9 Signed  
Aug. 26 Waived

### St-Juste, Benjamin — CB

March 17 Signed

### Tart, Teair — DL

March 18 Re-signed

### Taylor, Branson — G

May 9 Signed  
Aug. 26 Waived  
Aug. 27 Signed to practice squad

### Uiagalelei, DJ — QB

May 9 Signed  
Aug. 26 Waived  
Aug. 27 Signed to practice squad

### Vidal, Kimani — RB

Aug. 26 Waived  
Aug. 27 Signed to practice squad

Sept. 27 Activated from practice squad (standard elevation)

Sept. 29 Reverted to practice squad

Oct. 4 Activated from practice squad (standard elevation)

Oct. 6 Reverted to practice squad

Oct. 8 Signed to active roster

### Washington, Savion — T

May 9 Signed  
July 14 Declared Physically Unable to Perform  
July 22 Waived/Failed Physical  
July 23 Placed on Reserve/Physically Unable to Perform

### Wax, Marlowe — LB

May 9 Signed

### Waxter, Isas — CB

Sept. 30 Signed to practice squad

### Weaver, Rashad — OLB

Sept. 18 Signed to practice squad  
Sept. 30 Released from practice squad

### Williams, Bucky — C/G

May 12 Waived

### Williams, Mike — WR

March 14 Signed  
July 14 Declared Physically Unable to Perform  
July 17 Placed on Exempt/Left Squad  
Aug. 15 Placed on Reserve/Left Squad

### Williamson, Kendall — S

Jan. 13 Signed to Reserve/Future contract

### Yassmin, Thomas — TE

Aug. 7 Signed  
Aug. 26 Waived  
Aug. 27 Signed to practice squad

# MEDIA INFORMATION



SoFi Stadium

## SEATING MAP



CHARGERS.COM

**GAME-DAY MEDIA PARKING:** Media attending Chargers home games have been assigned reserved areas to park at SoFi Stadium. All parking will be distributed electronically. As a reminder, parking is limited and is being provided as a courtesy.

**MEDIA ENTRANCE:** All credentialed media must enter through southeast media gate between entries 10 & 11 near Media Will Call and are subject to search procedures. Please be prepared to open all cases and bags for inspection by SoFi Stadium security personnel. All items will be inspected and tagged for security purposes. Please make sure bags are identifiable and limit carry-in items to only what is necessary. Please remove any security tags from prior games.

**PRESS WILL CALL**

Press Will Call is located at the southeast media gate between entries 10 & 11.

**PRESS BOX**

Media can access the press box by entering SoFi Stadium through the southeast media gate. Once on the concourse, turn left and walk along the concourse around the South end zone until reaching elevators in the southwest corner of the stadium. Take the elevators up to level 7 to access the press box.

**CHARGERS MEDIA SITE**

[Chargers.com/media](https://Chargers.com/media) is available to assist media with coverage leading up to each game of the 2024 season. The media site contains digital copies of all press materials. Credential requests on the site must be submitted by the sports director, sports editor or photo editor to be considered.

**CHARGERS GAME RELEASE**

Stats and notes in Los Angeles Chargers Game Releases are found utilizing a variety of sources, including STATS LLC, Sportradar, Stathead and the Elias Sports Bureau.

## LOS ANGELES CHARGERS COMMUNICATIONS CONTACTS

NAME	TITLE	EMAIL
Josh Rupprecht	Senior Vice President, Communications & Brand Messaging	Josh.Rupprecht@Chargers.NFL.com
Jennifer Rojas	Vice President, Marketing Communications & Alumni Affairs	Jennifer.Rojas@Chargers.NFL.com
Brock Anderson	Director, Football Communications	Brock.Anderson@Chargers.NFL.com
Lauren Georgeson	Senior Manager, Corporate Marketing & Communications	Lauren.Georgeson@Chargers.NFL.com
Leonie Strehl	Senior Coordinator, Marketing Communications & Alumni Affairs	Leonie.Strehl@Chargers.NFL.com
Ricky Martinez	Coordinator, Football Communications	Ricky.Martinez@Chargers.NFL.com
Sophia Cooper	Seasonal Assistant, Communications	Sophia.Cooper@Chargers.NFL.com
Timothy Longoria	Seasonal Assistant, Communications	Timothy.Longoria@Chargers.NFL.com

***SUPPLEMENTAL  
STATS***

# ALL-TIME SERIES HISTORY

Franchise	REGULAR SEASON						POSTSEASON					PRESEASON		
	W	L	T	Pct.	PF	PA	W	L	Pct.	PF	PA	W	L	T
Arizona Cardinals <sup>1</sup>	11	5	0	.688	407	318	0	0	—			14	11	0
Atlanta Falcons	5	8	0	.385	187	260	0	0	—			4	2	0
Baltimore Ravens	5	10	0	.333	275	337	1	0	1.000	23	17	0	0	0
Buffalo Bills	24	12	2	.667	938	660	1	2	.333	27	57	0	1	0
Carolina Panthers	2	6	0	.250	135	171	0	0	—			0	0	0
Chicago Bears	7	7	0	.500	279	233	0	0	—			4	3	0
Cincinnati Bengals	23	14	0	.622	905	805	1	1	.500	34	37	0	0	0
Cleveland Browns <sup>2</sup>	20	9	1	.683	727	582	0	0	—			1	0	1
Dallas Cowboys	5	8	0	.385	295	296	0	0	—			9	9	0
Denver Broncos	58	72	1	.446	2,812	2,784	0	1	.000	17	24	5	2	0
Detroit Lions	7	6	0	.538	292	304	0	0	—			1	1	0
Green Bay Packers	2	11	0	.154	232	376	0	0	—			2	1	1
Houston Texans	6	3	0	.667	247	192	0	1	.000	12	32	1	0	0
Indianapolis Colts <sup>3</sup>	18	10	0	.643	666	476	2	1	.667	71	76	2	2	0
Jacksonville Jaguars	9	4	0	.692	385	255	0	0	—			0	0	0
Kansas City Chiefs <sup>4</sup>	58	71	1	.450	2,624	2,880	1	0	1.000	17	0	5	2	0
Las Vegas Raiders <sup>5</sup>	61	68	2	.473	2,877	2,885	0	1	.000	27	34	7	7	0
Los Angeles Rams <sup>6</sup>	6	7	0	.462	344	335	0	0	—			21	20	0
Miami Dolphins	16	18	0	.471	782	765	2	2	.500	76	124	3	1	0
Minnesota Vikings	7	8	0	.467	358	369	0	0	—			3	11	1
New England Patriots <sup>7</sup>	16	24	2	.400	817	983	1	3	.250	112	96	5	2	0
New Orleans Saints	8	6	0	.571	367	272	0	0	—			5	7	0
New York Giants	8	6	0	.571	374	323	0	0	—			5	3	0
New York Jets <sup>8</sup>	24	12	1	.667	1,057	739	0	2	.000	31	37	4	2	1
Philadelphia Eagles	8	5	0	.615	262	266	0	0	—			3	1	0
Pittsburgh Steelers	9	24	0	.273	626	854	2	1	.667	72	76	1	2	0
San Francisco 49ers	8	7	0	.533	339	396	0	1	.000	26	49	23	28	0
Seattle Seahawks	25	27	0	.481	1,090	1,103	0	0	—			5	14	0
Tampa Bay Buccaneers	8	5	0	.615	348	290	0	0	—			0	0	0
Tennessee Titans <sup>9</sup>	29	16	1	.644	1,176	1,002	1	3	.250	50	57	7	3	0
Washington Commanders <sup>10</sup>	5	8	0	.385	269	311	0	0	—			1	0	0
<b>ALL-TIME TOTALS</b>	<b>498</b>	<b>497</b>	<b>11</b>	<b>.501</b>	<b>22,492</b>	<b>21,821</b>	<b>12</b>	<b>20</b>	<b>.375</b>	<b>625</b>	<b>747</b>	<b>141</b>	<b>135</b>	<b>4</b>

Note: Prior to 1972, tie games were not included in winning percentage.

1—Known as St. Louis Cardinals (1960-87) and Phoenix Cardinals (1988-93)

2—Did not play from 1996-98 after relocation to Baltimore, but rejoined as an expansion franchise in 1999

3—Known as Baltimore Colts (1960-83)

4—Known as Dallas Texans (1960-62)

5—Known as Los Angeles Rams (1960-94 and 2016-present) and St. Louis Rams (1995-2015)

6—Known as Boston Patriots (1960-70)

7—Known as Titans of New York (1960-62)

8—Known as Oakland Raiders (1960-81 and 1995-2019) and Los Angeles Raiders (1982-94)

9—Known as Houston Oilers (1960-96) and Tennessee Oilers (1997-98)

10—Known as Washington Redskins (1960-2019) and Washington Football Team (2020-21)

# THE LAST TIME . . .

Regular season in regular font | Postseason in italics

## RUSHING

### 200 Yards Rushing, Individual

**CHARGERS** — LaDainian Tomlinson, Dec. 28, 2003 vs. Oakland (243 yards)  
**OPPONENT** — Adrian Peterson, Nov. 4, 2007 at Minnesota (296 yards)  
**CHARGERS** — *Keith Lincoln, AFL Championship, Jan. 5, 1964 vs. Boston (206 yards)*  
**OPPONENT** — *Never*

### 100 Yards Rushing, Individual

**CHARGERS** — **Kimani Vidal, Oct. 12, 2025 at Miami (124 yards)**  
**OPPONENT** — **De'Von Achane, Oct. 12, 2025 at Miami (128 yards)**  
**CHARGERS** — Darren Sproles, AFC Wild Card, Jan. 3, 2009 vs. Indianapolis (105 yards)  
**OPPONENT** — Joe Mixon, AFC Wild Card, Jan. 11, 2025 at Houston (106 yards)

### 100 Yards Rushing, One Half, Individual

**CHARGERS** — **Omarion Hampton, Sept. 28, 2025 at New York Giants (114 yards in second half)**  
**OPPONENT** — Daivid Montgomery, Nov 12, 2023 vs. Detroit (102 yards in first half)  
**CHARGERS** — *Keith Lincoln, AFL Championship, Jan. 5, 1964 vs. Boston (176 yards in first half)*  
**OPPONENT** — *Sony Michel, AFC Divisional, Jan. 13, 2019 at New England (105 yards in first half)*

### Two 100-Yard Rushers

**CHARGERS** — Darren Sproles (122 yards) and LaDainian Tomlinson (116 yards) Dec. 16, 2007, vs. Detroit  
**OPPONENT** — Frank Gore (158 yards) and Colin Kaepernick (151 yards), Dec. 20, 2014 at San Francisco  
**CHARGERS** — *Never*  
**OPPONENT** — *Never*

### Four Touchdowns Rushing, Individual

**CHARGERS** — LaDainian Tomlinson, Oct. 14, 2007 vs. Oak. (3, 27, 13, 41 yards)  
**OPPONENT** — *Never*  
**CHARGERS** — *Never*  
**OPPONENT** — *Never*

### Three Touchdowns Rushing, Individual

**CHARGERS** — Melvin Gordon, Oct. 15, 2018, at Cleveland (4, 10, 11 yards)  
**OPPONENT** — Darrel Young, Nov. 3, 2013 at Washington (1, 1, 4 yards)  
**CHARGERS** — *Never*  
**OPPONENT** — *Sony Michel, AFC Divisional, Jan. 13, 2019 at New England (1, 14, 5 yards)*

### Two Touchdowns Rushing, Individual

**CHARGERS** — Gus Edwards, Dec. 19, 2024 vs. Denver (1, 5 yards)  
**OPPONENT** — **De'Von Achane, Oct. 12, 2025 at Miami (49, 4 yards)**  
**CHARGERS** — *Darren Sproles, AFC Wild Card, Jan. 3, 2009 vs. Indianapolis (9, 22 yards)*  
**OPPONENT** — *Sony Michel, AFC Divisional, Jan. 13, 2019 at New England (1, 14, 5 yards)*

## PASSING

### 500 Yards Passing, Individual

**CHARGERS** — Philip Rivers, Oct. 18, 2015 at Green Bay (503 yards)  
**OPPONENT** — *Never*  
**CHARGERS** — *Never*  
**OPPONENT** — *Never*

### 400 Yards Passing, Individual

**CHARGERS** — Justin Herbert, Sept. 24, 2023 at Minnesota (405 yards)  
**OPPONENT** — Patrick Mahomes, Oct. 22, 2023 at Kansas City (424 yards)  
**CHARGERS** — *Dan Fouts, AFC Divisional, Jan. 2, 1982 at Miami (433 yards)*  
**OPPONENT** — *Peyton Manning, AFC Divisional, Jan. 13, 2008 at Indianapolis (402 yards)*

### 300 Yards Passing, Individual

**CHARGERS** — **Justin Herbert, Sept. 21, 2025 vs. Denver (300 yards)**  
**OPPONENT** — Joe Burrow, Nov. 17, 2024 vs. Cincinnati (356 yards)  
**CHARGERS** — *Philip Rivers, AFC Divisional, Jan. 13, 2019 at New England (331 yards)*  
**OPPONENT** — *Tom Brady, AFC Divisional, Jan. 13, 2019 at New England (343 yards)*

### Six Touchdown Passes, Individual

**CHARGERS** — Dan Fouts, Nov. 22, 1981 at Oakland (12, 15, 29, 4, 5, 6 yards)  
**OPPONENT** — *Never*  
**CHARGERS** — *Never*  
**OPPONENT** — *Never*

### Five Touchdown Passes, Individual

**CHARGERS** — Drew Brees, Oct. 31, 2004 vs. Oakland (17, 13, 23, 5, 1 yards)  
**OPPONENT** — Tom Brady, Oct. 4, 2020 at Tampa Bay (3, 6, 28, 19, 9 yards)  
**CHARGERS** — *Never*  
**OPPONENT** — *Never*

### Four Touchdown Passes, Individual

**CHARGERS** — Justin Herbert, Nov. 12, 2023 vs. Detroit (29, 18, 1, 38 yards)  
**OPPONENT** — Baker Mayfield, Dec. 15, 2024 vs. Tampa Bay (26, 57, 35, 11 yards)  
**CHARGERS** — *Never*  
**OPPONENT** — *Don Strock, AFC Divisional, Jan. 2, 1982 at Miami (1, 40, 15, 50 yards)*

### Three Touchdown Passes, Individual

**CHARGERS** — **Justin Herbert, Sept. 5, 2025 vs. Kansas City (5, 11, 23 yards)**  
**OPPONENT** — Baker Mayfield, Dec. 15, 2024 vs. Tampa Bay (26, 57, 35, 11 yards)  
**CHARGERS** — *Philip Rivers, AFC Divisional, Jan. 13, 2019 at New England (43, 1, 8 yards)*  
**OPPONENT** — *Peyton Manning, AFC Divisional, Jan. 13, 2008 at Indianapolis (25, 9, 55 yards)*

### Six Interceptions Thrown, Individual

**CHARGERS** — Ed Luther, Oct. 31, 1983 vs. Washington  
**OPPONENT** — Peyton Manning, Nov. 11, 2007 vs. Indianapolis  
**CHARGERS** — *Never*  
**OPPONENT** — *Never*

### Five Interceptions Thrown, Individual

**CHARGERS** — Craig Whelihan, Dec. 13, 1998 at Seattle  
**OPPONENT** — Nathan Peterman, Nov. 19, 2017 vs. Buffalo  
**CHARGERS** — *Dan Fouts, AFC Second Round, Jan. 16, 1983 at Miami*  
**OPPONENT** — *George Blanda, AFL Championship, Dec. 24, 1961 vs. Houston Oilers*

### Four Interceptions Thrown, Individual

**CHARGERS** — Philip Rivers, Nov. 18, 2019 vs. Kansas City in Mexico City, Mexico  
**OPPONENT** — Kirk Cousins, Dec. 1, 2024 at Atlanta  
**CHARGERS** — *Justin Herbert, AFC Wild Card, Jan. 11, 2025 at Houston*  
**OPPONENT** — *George Blanda, AFL Championship, Dec. 24, 1961 vs. Houston Oilers*

## RECEIVING

### 10 or More Receptions, Individual

- CHARGERS — Quentin Johnston, Jan. 5, 2025 at Las Vegas (13 receptions)  
OPPONENT — Cole Kmet, Oct. 29, 2023 vs. Chicago (10 receptions)  
CHARGERS — *Ronnie Harmon, AFC Wild Card,*  
*Dec. 31, 1995 vs. Indianapolis (10 receptions)*  
OPPONENT — *James White, AFC Divisional,*  
*Jan. 13, 2019 at New England (15 receptions)*

### 200 Yards Receiving, Individual

- CHARGERS — Keenan Allen, Sept. 24, 2023 at Minnesota (215 yards)  
OPPONENT — Tyreek Hill, Sept. 10, 2023 vs. Miami (215 yards)  
CHARGERS — *Never*  
OPPONENT — *Never*

### 100 Yards Receiving, Individual

- CHARGERS — **Ladd McConkey, Oct. 12, 2025 at Miami (100 yards)**  
OPPONENT — **Courtland Sutton, Sept. 21, 2025 vs. Denver (118 yards)**  
CHARGERS — *Ladd McConkey, AFC Wild Card,*  
*Jan. 11, 2025 at Houston (197 yards)*  
OPPONENT — *Nico Collins, AFC Wild Card,*  
*Jan. 11, 2025 at Houston (122 yards)*

### 100 Yards Receiving, One Half, Individual

- CHARGERS — Quentin Johnston, Jan. 5, 2025 at Las Vegas  
(118 yards in first half)  
OPPONENT — Mike Evans, Dec. 15, 2024 vs. Tampa Bay  
(115 yards in second half)  
CHARGERS — *Ladd McConkey, AFC Wild Card,*  
*Jan. 11, 2025 at Houston (141 yards in second half)*  
OPPONENT — *Julian Edelman, AFC Divisional,*  
*Jan. 13, 2019 at New England (107 yards in first half)*

### Two 100-Yard Receivers

- CHARGERS — Keenan Allen (215 yards) and Mike Williams (121 yards),  
Sept. 24, 2023 at Minnesota  
OPPONENT — Travis Kelce (191 yards) and Tyreek Hill (148 yards),  
Dec. 16, 2021 vs. Kansas City  
CHARGERS — *Chris Chambers (133 yards) and Vincent Jackson (114 yards),*  
*AFC Wild Card, Jan. 6, 2008*  
OPPONENT — *Tony Nathan (114 yards) and Duriel Harris (106 yards),*  
*AFC Divisional, Jan. 2, 1982*

### Five Touchdown Receptions, Individual

- CHARGERS — Kellen Winslow, Nov. 22, 1981 at Oakland (15, 29, 4, 5, 3 yards)  
OPPONENT — *Never*  
CHARGERS — *Never*  
OPPONENT — *Never*

### Four Touchdown Receptions, Individual

- CHARGERS — Kellen Winslow, Nov. 22, 1981 at Oakland (15, 29, 4, 5, 3 yards)  
OPPONENT — Daryl Turner, Sept. 15, 1985 vs. Seattle (34, 15, 30, 7 yards)  
CHARGERS — *Never*  
OPPONENT — *Never*

### Three Touchdown Receptions, Individual

- CHARGERS — Danny Woodhead, Dec. 20, 2015 vs. Miami (20, 9, 9 yards)  
OPPONENT — Travis Kelce, Nov. 20, 2022 vs. Kansas City (4, 32, 17 yards)  
CHARGERS — *Never*  
OPPONENT — *Jerry Rice, Super Bowl XXIX at Joe Robbie Stadium,*  
*Jan. 29, 1995 vs. San Francisco (44, 15, 7 yards)*

### Two Touchdown Receptions, Individual

- CHARGERS — **Quentin Johnston, Sept. 5, 2025 vs. Kansas City (5, 23 yards)**  
OPPONENT — Mike Evans, Dec. 15, 2024 vs. Tampa Bay (57, 35 yards)  
CHARGERS — *Keenan Allen, AFC Divisional,*  
*Jan. 12, 2014 at Denver (16, 16 yards)*  
OPPONENT — *Michael Crabtree, AFC Wild Card,*  
*Jan. 6, 2019 at Baltimore (31, 7 yards)*

## COMBINATION

### 100 Yards Rushing and Receiving, Individual

- CHARGERS — Austin Ekeler, Dec. 8, 2019 at Jacksonville  
(101 yards rushing, 112 yards receiving)  
OPPONENT — Essex Johnson, Sept. 30, 1973 vs. Cincinnati  
(121 yards rushing, 116 yards receiving)  
CHARGERS — *Keith Lincoln, AFC Championship, Jan. 5, 1964 vs. Boston*  
*(206 yards rushing, 123 yards receiving)*  
OPPONENT — *Never*

### 300-Yard Passer, 100-Yard Rusher and 100-Yard Receiver

- CHARGERS — Philip Rivers (314 yards passing),  
Austin Ekeler (101 yards rushing),  
Austin Ekeler (112 yards receiving),  
Dec. 8, 2019 at Jacksonville  
OPPONENT — Patrick Mahomes (329 yards passing),  
Isiah Pacheco (107 yards rushing),  
Travis Kelce (115 yards receiving),  
Nov. 20, 2022 vs. Kansas City  
CHARGERS — *Dan Fouts (333 yards passing),*  
*Chuck Muncie (126 yards rushing),*  
*Wes Chandler (124 yards receiving),*  
*Kellen Winslow (102 yards receiving),*  
*AFC Wild Card, Jan. 9, 1983 at Pittsburgh*  
OPPONENT — *Tom Brady (343 yards passing),*  
*Sony Michel (129 yards rushing),*  
*Julian Edelman (151 yards receiving),*  
*AFC Divisional, Jan. 13, 2019 at New England*

## INTERCEPTIONS

### Four Interceptions, Individual

- CHARGERS — *Never*  
OPPONENT — Kwamie Lassiter, Dec. 27, 1998 at Arizona (4 interceptions)  
CHARGERS — *Never*  
OPPONENT — *Vernon Perry, AFC Divisional,*  
*Dec. 29, 1979 vs. Houston Oilers (4 interceptions)*

### Three Interceptions, Individual

- CHARGERS — Antonio Cromartie, Nov. 11, 2007 vs. Indianapolis (3 interceptions)  
OPPONENT — Kwamie Lassiter, Dec. 27, 1998 at Arizona (4 interceptions)  
CHARGERS — *Never*  
OPPONENT — *Vernon Perry, AFC Divisional,*  
*Dec. 29, 1979 vs. Houston Oilers (4 interceptions)*

### Two Interceptions, Individual

- CHARGERS — Tarheeb Still, Dec. 1, 2024 at Atlanta (2 interceptions)  
OPPONENT — Patrick Surtain II, Nov. 28, 2021 at Denver (2 interceptions)  
CHARGERS — *Glen Edwards, AFC Divisional,*  
*Jan. 3, 1981 vs. Buffalo (2 interceptions)*  
OPPONENT — *Derek Stingley, AFC Wild Card,*  
*Jan. 11, 2025 at Houston (2 interceptions)*

### Interception Returned for Touchdown

- CHARGERS — Tarheeb Still, Dec. 1, 2024 at Atlanta  
(61 yards of Kirk Cousins)  
OPPONENT — Jack Jones, Dec. 14, 2023 at Las Vegas  
(16 yards of Easton Stick)  
CHARGERS — *Never*  
OPPONENT — *Eric Murray, AFC Wild Card,*  
*Jan. 11, 2025 at Houston (38 yards of Justin Herbert)*

## SACKS

### Six Sacks, Individual

CHARGERS — Khalil Mack, Oct. 1, 2023 vs. Las Vegas (6.0 sacks)  
OPPONENT — Never  
CHARGERS — Never  
OPPONENT — Never

### Five Sacks, Individual

CHARGERS — Khalil Mack, Oct. 1, 2023 vs. Las Vegas (6.0 sacks)  
OPPONENT — Never  
CHARGERS — Never  
OPPONENT — Never

### Four-and-One-Half Sacks, Individual

CHARGERS — Khalil Mack, Oct. 1, 2023 vs. Las Vegas (6.0 sacks)  
OPPONENT — Hugh Douglas, Oct. 18, 1998 vs. Philadelphia (4.5 sacks)  
CHARGERS — Never  
OPPONENT — Never

### Four Sacks, Individual

CHARGERS — Tuli Tuipulotu, Sept. 28, 2025 at New York Giants (4.0 sacks)  
OPPONENT — Justin Houston, Dec. 28, 2014 at Kansas City (4.0 sacks)  
CHARGERS — Never  
OPPONENT — Never

### Three-and-One-Half Sacks, Individual

CHARGERS — Tuli Tuipulotu, Sept. 28, 2025 at New York Giants (4.0 sacks)  
OPPONENT — Justin Houston, Dec. 28, 2014 at Kansas City (3.5 sacks)  
CHARGERS — Never  
OPPONENT — Never

### Three Sacks, Individual

CHARGERS — Tuli Tuipulotu, Sept. 28, 2025 at New York Giants (4.0 sacks)  
OPPONENT — Myles Garrett, Nov. 3 2024 at Cleveland (3.0 sacks)  
CHARGERS — Never  
OPPONENT — Never

### Two-and-One-Half Sacks, Individual

CHARGERS — Tuli Tuipulotu, Sept. 28, 2025 at New York Giants (4.0 sacks)  
OPPONENT — Myles Garrett, Nov. 3 2024 at Cleveland (3.0 sacks)  
CHARGERS — Burt Grossman, AFC Wild Card,  
Jan. 2, 1993 vs. Kansas City (2.5 sacks)  
OPPONENT — Never

### Two Sacks, Individual

CHARGERS — Tuli Tuipulotu, Sept. 28, 2025 at New York Giants (4.0 sacks)  
OPPONENT — Dorance Armstrong, Oct. 5, 2025 vs. Washington (2.0 sacks)  
CHARGERS — Khalil Mack, AFC Wild Card,  
Jan. 11, 2025 at Houston (2.0 sacks)  
OPPONENT — Shaun Phillips, AFC Divisional,  
Jan. 12, 2014 at Denver (2.0 sacks)

## TOUCHDOWNS

### Five Touchdowns, Individual

CHARGERS — Kellen Winslow, Nov. 22, 1981 at Oakland  
(15-, 29-, 4-, 5-, 3-yard receptions)  
OPPONENT — Never  
CHARGERS — Never  
OPPONENT — Never

### Four Touchdowns, Individual

CHARGERS — Austin Ekeler, Nov. 21, 2021 vs. Pittsburgh  
(10-, 17-yard receptions; 6-, 5-yard runs)  
OPPONENT — Harvey Williams, Nov. 16, 1997, vs. Oakland  
(8-, 32-yard receptions; 1-, 1-yard runs)  
CHARGERS — Never  
OPPONENT — Never

### Three Touchdowns, Individual

CHARGERS — Austin Ekeler, Oct. 2, 2022 at Houston  
(14-yard receptions; 10-, 20-yard runs)  
OPPONENT — Travis Kelce, Nov. 20, 2022 vs. Kansas City  
(4-, 32-, 17-yard receptions)  
CHARGERS — Never  
OPPONENT — Sony Michel, AFC Divisional,  
Jan. 13, 2019 at New England (1-, 14-, 5-yard runs)

## FIELD GOALS AND PATs

### Six Field Goals Made, Individual

CHARGERS — Greg Davis, Oct. 5, 1997 at Oakland  
(30, 22, 38, 43, 33, 33 yards)  
OPPONENT — Phil Dawson, Nov. 5, 2006 vs. Cleveland  
(37, 20, 42, 30, 36, 35 yards)  
CHARGERS — Never  
OPPONENT — Never

### Five Field Goals Made, Individual

CHARGERS — Cameron Dicker, Oct. 12, 2025 at Miami  
(35, 31, 29, 35, 33 yards)  
OPPONENT — Daniel Carlson, Jan. 9, 2022 at Las Vegas  
(24, 31, 52, 40, 47 yards)  
CHARGERS — Michael Badgley, AFC Wild Card,  
Jan. 6, 2019 at Baltimore (21, 53, 40, 34, 47 yards)  
OPPONENT — Never

### Four Field Goals Made, Individual

CHARGERS — Cameron Dicker, Oct. 12, 2025 at Miami  
(35, 31, 29, 35, 33 yards)  
OPPONENT — Chase McLaughlin, Dec. 15, 2024 vs. Tampa Bay  
(22, 37, 42, 43 yards)  
CHARGERS — Michael Badgley, AFC Wild Card,  
Jan. 6, 2019 at Baltimore (21, 53, 40, 34, 47 yards)  
OPPONENT — Never

### 50-Yard Field Goal, Individual

CHARGERS — Cameron Dicker, Oct. 5, 2025 vs. Washington (55 yards)  
OPPONENT — Daniel Carlson, Sept. 15, 2025 at Las Vegas (54 yards)  
CHARGERS — Michael Badgley, AFC Wild Card,  
Jan. 6, 2019 at Baltimore (53 yards)  
OPPONENT — Stephen Gostkowski, AFC Divisional,  
Jan. 14, 2007 vs. New England (50 yards)

### Blocked Field Goal Attempt

CHARGERS — Teair Tart, Nov. 3, 2024 at Cleveland  
(51-yard Dustin Hopkins attempt)  
OPPONENT — Zack Allen, Dec. 31, 2023 at Denver  
(50-yard Cameron Dicker attempt)  
CHARGERS — Leroy Jones, AFC Divisional, Jan. 2, 1982 at Miami  
(34-yard Uwe von Schamann attempt)  
OPPONENT — Never

### Two-Point Conversion

CHARGERS — Justin Herbert run,  
Sept. 28, 2025 at New York Giants  
OPPONENT — Cam Skattebo run,  
Sept. 28, 2025 at New York Giants  
CHARGERS — Keenan Allen pass from Philip Rivers, AFC Divisional,  
Jan. 13, 2019 at New England  
OPPONENT — Kevin Faulk run, AFC Divisional,  
Jan. 14, 2007 vs. New England

### Defensive Two-Point Conversion

CHARGERS — Casey Hayward Jr., Dec. 30, 2018 at Denver  
(Interception of Case Keenum)  
OPPONENT — Never  
CHARGERS — Never  
OPPONENT — D'Angelo Ross, AFC Wild Card,  
Jan. 11, 2025 at Houston (Return of Cameron Dicker blocked PAT)

### Point After Touchdown Missed

CHARGERS — Cameron Dicker, Nov. 3, 2024 at Cleveland  
(Second attempt, wide left)  
OPPONENT — Harrison Butker, Sept. 5, 2025 vs. Kansas City  
(First attempt, wide right)  
CHARGERS — Rolf Benirschke, AFC Second Round,  
Jan. 16, 1993 at Miami (First attempt, wide right)  
OPPONENT — Never

### Blocked Point After Touchdown

CHARGERS — Isaac Rochell, Sept. 27, 2020 vs. Carolina  
(Joey Slye, first attempt)  
OPPONENT — Denico Autry, Dec. 31, 2017 vs. Oakland  
(Nick Rose, third attempt)  
CHARGERS — Never  
OPPONENT — Denico Autry, AFC Wild Card,  
Jan. 11, 2025 at Houston (Cameron Dicker, first attempt)

## PUNTING

### 80-Yard Punt

CHARGERS — JK Scott, Dec. 11, 2023 vs. Denver (83 yards)  
OPPONENT — Dustin Colquitt, Dec. 2, 2007 at Kansas City (81 yards)  
CHARGERS — *Never*  
OPPONENT — *Never*

### 70-Yard Punt

CHARGERS — JK Scott, Dec. 11, 2023 vs. Denver (83 yards)  
OPPONENT — Bryce Baringer, Dec. 3, 2023 at New England (70 yards)  
CHARGERS — *Never*  
OPPONENT — Ray Guy, AFC Championship, Jan. 11, 1981 vs. Oakland (71 yards)

### 60-Yard Punt

CHARGERS — **JK Scott, Sept. 28, 2025 at New York Giants (60 yards)**  
OPPONENT — **Jamie Gillan, Sept. 28, 2025 at New York Giants (69 yards)**  
CHARGERS — Mike Scifres, AFC Divisional, Jan. 12, 2014 at Denver (62 yards)  
OPPONENT — Tommy Townsend, AFC Wild Card, Jan. 11, 2025 at Houston (67 yards)

### Blocked Punt

CHARGERS — Jerry Attaochu of Drew Butler, Sept. 8, 2014 at Arizona  
OPPONENT — Miles Killebrew of Ty Long, Nov. 21, 2021 vs. Pittsburgh  
CHARGERS — *Never*  
OPPONENT — Lou Piccone of Rick Partridge, AFC Divisional, Jan. 3, 1981 vs. Buffalo

### 10 or More Punts, Individual

CHARGERS — Drew Kaser, Nov. 12, 2017 at Jacksonville (10 punts for 485 yards)  
OPPONENT — Chad Stanley, Sept. 15, 2002 vs. Houston (10 punts for 406 yards)  
CHARGERS — *Never*  
OPPONENT — *Never*

### No Punts

CHARGERS — Dec. 26, 2021 at Houston  
OPPONENT — Sept. 19, 2010 vs. Jacksonville  
CHARGERS — *Never*  
OPPONENT — AFC Divisional, Jan. 12, 2014 at Denver

## OTHER SPECIAL TEAMS

### Kickoff Returned for Touchdown

CHARGERS — Andre Roberts, Jan. 2, 2022 vs. Denver (101 yards)  
OPPONENT — Mecole Hardman, Dec. 29, 2019 at Kansas City (104 yards)  
CHARGERS — Andre Coleman, Super Bowl XXIX at Joe Robbie Stadium, Jan. 29, 1995 vs. San Francisco (98 yards)  
OPPONENT — *Never*

### Punt Returned for Touchdown

CHARGERS — Derius Davis, Nov. 6, 2023 at New York Jets (87 yards)  
OPPONENT — Gunner Olszewski, Dec. 6, 2020, vs. New England (70 yards)  
CHARGERS — Wes Chandler, AFC Divisional, Jan. 2, 1982 at Miami (58 yards)  
OPPONENT — Santonio Holmes, AFC Divisional, Jan. 11, 2009 at Pittsburgh (67 yards)

### Blocked Punt Returned for Touchdown

CHARGERS — Jacob Hester, Oct. 25, 2009 at Kansas City (Recovered own blocked Dustin Colquitt punt in end zone)  
OPPONENT — Daniel Thomas, Oct. 25, 2020 vs. Jacksonville (Recovered own blocked Ty Long punt, returned recovery 16 yards)  
CHARGERS — *Never*  
OPPONENT — *Never*

### Recovered Own Onside Kick Attempt

CHARGERS — Darrell Stuckey of Nick Novak kick, Nov. 18, 2012 at Denver  
OPPONENT — Keion Crossen of Riley Dixon kick, Dec. 12, 2021 vs. New York Giants  
CHARGERS — Richard Marshall of Nick Novak kick, AFC Divisional, Jan. 12, 2014 at Denver  
OPPONENT — *Never*

## OTHER DEFENSE

### Shutout Posted

CHARGERS — Dec. 3, 2023 at New England (6-0, Chargers win)  
OPPONENT — Dec. 6, 2020 vs. New England (45-0, Patriots win)  
CHARGERS — AFC Wild Card, Jan. 2, 1993 vs. Kansas City (Chargers win, 17-0)  
OPPONENT — AFC Divisional, Jan. 10, 1993 at Miami (Dolphins win, 31-0)

### Fumble Returned for Touchdown

CHARGERS — Tevaughn Campbell, Dec. 5, 2021 at Cincinnati (61 yards)  
OPPONENT — Mike Edwards, Jan. 7, 2024 vs. Kansas City (97 yards)  
CHARGERS — *Never*  
OPPONENT — Guy Ruff, AFC Wild Card, Jan. 9, 1983 at Pittsburgh (Recovered opening kickoff fumble in end zone)

### Safety Scored

CHARGERS — Oct. 23, 2022 vs. Seattle (Kenneth Walker III tackled by Sebastian Joseph-Day and Troy Reeder in end zone)  
OPPONENT — Oct. 27, 2024 vs. New Orleans (JK Scott fumbled out end zone)  
CHARGERS — AFC Divisional, Jan. 8, 1995 vs. Miami (Bernie Parmalee tackled in end zone by Reuben Davis)  
OPPONENT — *Never*

## MISCELLANEOUS

### No Penalties

CHARGERS — Oct. 9, 2011 at Denver (Chargers win, 29-24)  
OPPONENT — Dec. 4, 2005 vs. Oakland (Raiders win, 34-10)  
CHARGERS — *Never*  
OPPONENT — AFC Divisional, Jan. 10, 1993 at Miami (Dolphins win, 31-0)

### Game Without Touchdown

CHARGERS — Oct. 21, 2024 at Arizona (Cardinals win 17-15)  
OPPONENT — **Sept. 15, 2025 at Las Vegas (Chargers win 20-9)**  
CHARGERS — AFC Championship, Jan. 20, 2008 at New England (Patriots win, 21-12)  
OPPONENT — AFC Wild Card, Jan. 6, 2008 vs. Tennessee (Chargers win, 17-6)

### 50 Points, Game

CHARGERS — Nov. 19, 2017 vs. Buffalo (Chargers win, 54-24)  
OPPONENT — Dec. 14, 2023 at Las Vegas (Raiders win, 63-21)  
CHARGERS — AFL Championship, Jan. 5, 1964 vs. Boston (Chargers win, 51-10)  
OPPONENT — *Never*

### 40 Points, Game

CHARGERS — Dec. 28, 2024 at New England (Chargers win, 40-7)  
OPPONENT — Dec. 15, 2024 vs. Tampa Bay (Buccaneers win, 40-17)  
CHARGERS — AFC Divisional, Jan. 2, 1982 at Miami (Chargers win, 41-38)  
OPPONENT — AFC Divisional, Jan. 13, 2019 at New England (Patriots win, 41-28)

### 600 Yards Total Offense, Game

CHARGERS — Dec. 20, 1982 vs. Cincinnati (661 yards)  
OPPONENT — Oct. 1, 2000 at St. Louis (614 yards)  
CHARGERS — AFL Championship, Jan. 5, 1964 vs. Boston (610 yards)  
OPPONENT — *Never*

### 500 Yards Total Offense, Game

CHARGERS — Dec. 8, 2019 at Jacksonville (525 yards)  
OPPONENT — Dec. 15, 2024 vs. Tampa Bay (506 yards)  
CHARGERS — AFC Divisional, Jan. 2, 1982 at Miami (564 yards)  
OPPONENT — *Never*

# WEEKLY RANKINGS

## 2025 WEEKLY NFL RANKINGS

Week	Opp.	Offense			Defense		
		Total	Rush	Pass	Total	Rush	Pass
1	KC	T-5	19	3	22	15	24
2	at LV	9	25	4	7	8	16
3	Den	6	24	2	8	9	9
4	at NYG	8	21	5	3	16	5
5	Was	12	T-14	10	7	18	T-4
6	at Mia	7	13	9	7	21	6
7	Ind						
8	Min						
9	at Ten						
10	Pit						
11	at Jax						
12	BYE						
13	LV						
14	Phi						
15	at KC						
16	at Dal						
17	Hou						
18	at Den						
<b>Chargers in 2024</b>		<b>20</b>	<b>17</b>	<b>19</b>	<b>11</b>	<b>14</b>	<b>7</b>
<b>Chargers in 2023</b>		<b>18</b>	<b>25</b>	<b>13</b>	<b>28</b>	<b>17</b>	<b>30</b>
<b>Chargers in 2022</b>		<b>9</b>	<b>30</b>	<b>3</b>	<b>20</b>	<b>28</b>	<b>7</b>
<b>Chargers in 2021</b>		<b>4</b>	<b>21</b>	<b>T-2</b>	<b>23</b>	<b>30</b>	<b>12</b>
<b>Chargers in 2020</b>		<b>9</b>	<b>18</b>	<b>6</b>	<b>10</b>	<b>18</b>	<b>9</b>
<b>Chargers in 2019</b>		<b>10</b>	<b>28</b>	<b>6</b>	<b>6</b>	<b>18</b>	<b>5</b>
<b>Chargers in 2018</b>		<b>11</b>	<b>15</b>	<b>10</b>	<b>9</b>	<b>9</b>	<b>9</b>
<b>Chargers in 2017</b>		<b>4</b>	<b>24</b>	<b>1</b>	<b>15</b>	<b>31</b>	<b>3</b>
<b>Chargers in 2016</b>		<b>14</b>	<b>26</b>	<b>8</b>	<b>16</b>	<b>10</b>	<b>20</b>
<b>Chargers in 2015</b>		<b>9</b>	<b>31</b>	<b>4</b>	<b>20</b>	<b>27</b>	<b>T-14</b>
<b>Chargers in 2014</b>		<b>18</b>	<b>30</b>	<b>10</b>	<b>9</b>	<b>26</b>	<b>4</b>
<b>Chargers in 2013</b>		<b>5</b>	<b>13</b>	<b>4</b>	<b>23</b>	<b>12</b>	<b>29</b>
<b>Chargers in 2012</b>		<b>31</b>	<b>27</b>	<b>24</b>	<b>9</b>	<b>6</b>	<b>18</b>
<b>Chargers in 2011</b>		<b>6</b>	<b>16</b>	<b>6</b>	<b>16</b>	<b>20</b>	<b>13</b>
<b>Chargers in 2010</b>		<b>1</b>	<b>15</b>	<b>2</b>	<b>1</b>	<b>4</b>	<b>1</b>
<b>Chargers in 2009</b>		<b>10</b>	<b>31</b>	<b>5</b>	<b>16</b>	<b>20</b>	<b>11</b>
<b>Chargers in 2008</b>		<b>11</b>	<b>20</b>	<b>7</b>	<b>25</b>	<b>11</b>	<b>31</b>
<b>Chargers in 2007</b>		<b>20</b>	<b>7</b>	<b>26</b>	<b>14</b>	<b>16</b>	<b>14</b>
<b>Chargers in 2006</b>		<b>4</b>	<b>2</b>	<b>16</b>	<b>10</b>	<b>7</b>	<b>13</b>
<b>Chargers in 2005</b>		<b>10</b>	<b>9</b>	<b>12</b>	<b>13</b>	<b>1</b>	<b>28</b>
<b>Chargers in 2004</b>		<b>10</b>	<b>6</b>	<b>16</b>	<b>18</b>	<b>3</b>	<b>31</b>
<b>Chargers in 2003</b>		<b>14</b>	<b>6</b>	<b>19</b>	<b>27</b>	<b>T-25</b>	<b>21</b>
<b>Chargers in 2002</b>		<b>16</b>	<b>8</b>	<b>22</b>	<b>30</b>	<b>11</b>	<b>32</b>

## 2025 REGULAR-SEASON RANKINGS

### LOS ANGELES CHARGERS (Team)

Category	NFL	AFC
Turnover Margin (-1) .....	T-15	T-7
Points Scored (21.2) .....	23	11
Points Allowed (20.8) .....	13	8
Total Offense (360.7) .....	7	3
Rushing (120.7) .....	13	7
Passing (240.0) .....	9	4
Total Defense (301.7) .....	7	4
vs. Rush (124.2) .....	21	10
vs. Pass (177.5) .....	6	4
Third-Down Offense (45.24%) .....	5	3
Third-Down Defense (38.46%) .....	13	4
Red-Zone Offense (35.00%) .....	32	16
Red-Zone Defense (42.86%) .....	2	2

### LOS ANGELES CHARGERS (Individual)

Category	NFL	AFC
<b>Passing</b>		
Rating: Justin Herbert (94.9) .....	18	8
Yards: Justin Herbert (1,493) .....	8	4
Touchdowns: Justin Herbert (10) .....	T-9	T-4
<b>Rushing</b>		
Attempts: Omarion Hampton (66) .....	26	12
Yards: Omarion Hampton (314) .....	T-24	11
Touchdowns: Omarion Hampton (2) .....	T-26	T-13
<b>Receiving</b>		
Receptions: Keenan Allen (33) .....	13	4
Yards: Quentin Johnston (377) .....	17	7
Touchdowns: Quentin Johnston (4) .....	T-6	T-1
<b>Defense</b>		
Total Tackles: Daiyan Henley (46) .....	T-24	T-12
Solo Tackles: Daiyan Henley/Derwin James Jr. (25) .....	T-32	T-13
INTs: Tony Jefferson (2) .....	T-5	T-3
Sacks: Tuli Tuipulotu (5.0) .....	T-6	2

# GAME-BY-GAME STARTERS

## OFFENSIVE STARTERS

		WR	WR	TE	LT	LG	C	RG	RT	QB	RB	3WR	FB	2TE	3TE
Sept. 5	KC	McConkey	Johnston	Conklin	Alt	Z.Johnson	Bozeman	Becton	Pipkins	Herbert	Hampton	Allen	—	—	—
Sept. 15	at LV	—	Johnston	Conklin	Alt	Z.Johnson	Bozeman	Becton	Pipkins	Herbert	Hampton	—	Matlock	Dissly	—
Sept. 21	Den	McConkey	Johnston	Conklin	Alt	Z.Johnson	Bozeman	Becton	Pipkins	Herbert	Hampton	—	—	Fisk	—
Sept. 28	at NYG	McConkey	Johnston	Conklin	Alt	Z.Johnson	Bozeman	Salyer	Pipkins	Herbert	Hampton	—	Matlock	—	—
Oct. 5	Was	Harris	—	Conklin	Deculus	Z.Johnson	Bozeman	Becton	Pipkins	Herbert	Hampton	—	—	Gadsden	Fisk
Oct. 12	at Mia	McConkey	Harris	Gadsden	Deculus	Z.Johnson	Bozeman	Becton	B.Hart	Herbert	Vidal	Lambert-Smith	—	—	—
Oct. 19	Ind														
Oct. 23	Min														
Nov. 2	at Ten														
Nov. 9	Pit														
Nov. 16	at Jax														
Nov. 30	LV														
Dec. 8	Phi														
Dec. 14	at KC														
Dec. 21	at Dal														
TBD	Hou														
TBD	at Den														

## DEFENSIVE STARTERS

		OLB	DL	DL	DL	OLB	LB	LB	CB	CB	S	S	3CB	3S
Sept. 5	KC	Mack	Tart	—	Hand	Tuipulotu	Henley	Perryman	Still	Jackson	D.James	Gilman	—	Molden
Sept. 15	at LV	Mack	Tart	—	Hand	Tuipulotu	Henley	Dye	Still	Jackson	D.James	Gilman	—	Jefferson
Sept. 21	Den	Dupree	Tart	—	Hand	Tuipulotu	Henley	Dye	Still	Jackson	D.James	Gilman	—	Jefferson
Sept. 28	at NYG	Dupree	Tart	—	Hand	Tuipulotu	Henley	Dye	Still	Jackson	D.James	Gilman	—	Molden
Oct. 5	Was	Dupree	Tart	—	Hand	Tuipulotu	Henley	Dye	Still	Jackson	D.James	Gilman	—	Molden
Oct. 12	at Mia	Dupree	Tart	Caldwell	Eboigbe	Tuipulotu	Henley	Dye	Still	Jackson	D.James	Molden	—	—
Oct. 19	Ind													
Oct. 23	Min													
Nov. 2	at Ten													
Nov. 9	Pit													
Nov. 16	at Jax													
Nov. 30	LV													
Dec. 8	Phi													
Dec. 14	at KC													
Dec. 21	at Dal													
TBD	Hou													
TBD	at Den													

# WEEKLY INACTIVES

Sept. 5	Kansas City:	RJ Mickens, Tucker Fisk, Nikko Reed, Kyle Kennard, Foster Sarell, Oronde Gadsden, Naquan Jones.
Sept. 15	at Las Vegas:	Elijah Molden, Tucker Fisk, Nikko Reed, Kyle Kennard, Kana'i Mauga, Oronde Gadsden, Otito Ogbonnia.
Sept. 21	Denver:	Elijah Molden, Cam Hart, Emany Johnson, KeAndre Lambert-Smith, Will Dissly, Otito Ogbonnia.
Sept. 28	at N.Y. Giants:	Derius Davis, RJ Mickens, Nikko Reed, Mekhi Becton Sr., Will Dissly, Otito Ogbonnia.
Oct. 5	Washington:	Derius Davis, RJ Mickens, Nikko Reed, Kyle Kennard, Joe Alt, Will Dissly, Naquan Jones.
Oct. 12	at Miami:	Quentin Johnston, Derius Davis, Scott Matlock, Nikko Reed, Jamaree Salyer, Joe Alt, Trey Pipkins III.
Oct. 19	Indianapolis:	
Oct. 23	Minnesota:	
Nov. 2	at Tennessee:	
Nov. 9	Pittsburgh:	
Nov. 16	at Jacksonville:	
Nov. 30	Las Vegas:	
Dec. 8	Philadelphia:	
Dec. 14	at Kansas City:	
Dec. 21	at Dallas:	
TBD	Houston:	
TBD	at Denver:	

## SEASON TOTALS

Name	No.	Name	No.	Name	No.
Nikko Reed	5	Oronde Gadsden	2	Scott Matlock	1
Derius Davis	3	Naquan Jones	2	Trey Pipkins III	1
Will Dissly	3	Mekhi Becton Sr.	1	Jamaree Salyer	1
Kyle Kennard	3	Cam Hart	1	Foster Sarell	1
RJ Mickens	3	Emany Johnson	1		
Otito Ogbonnia	3	Quentin Johnston	1		
Joe Alt	2	KeAndre Lambert-Smith	1		
Tucker Fisk	2	Kana'i Mauga	1		

# CHARGERS AND OPPONENT WEEKLY LEADERS

## REGULAR-SEASON WEEKLY LEADERS, LOS ANGELES CHARGERS

		Scoring	Pass Yds.	Carries	Rush Yds.	Catches	Rec. Yds.	Tackles (Solo)	Sacks
Sept. 5	Kansas City:	Johnston 12	Herbert 318	Hampton 15	Hampton 48	Allen 7	Johnston 79	Gilman 9 (4)	Two Tied 1.0
Sept. 15	at Las Vegas:	Dicker 8	Herbert 242	Herbert 9	Herbert 31	Two Tied 5	Johnston 71	Henley 10 (7)	Three Tied 1.0
Sept. 21	Denver:	Dicker 11	Herbert 300	Hampton 19	Hampton 70	Allen 7	Johnston 89	James Jr. 12 (10)	Two Tied 1.0
Sept. 28	at N.Y. Giants:	Two Tied 6	Herbert 203	Hampton 12	Hampton 128	Johnston 8	Johnston 98	Dye 12 (3)	Tuipulotu 4.0
Oct. 5	Washington:	McConkey 6	Herbert 166	Hampton 12	Herbert 60	Hampton 6	Allen 58	Dye 11 (7)	Eboigbe 1.0
Oct. 12	at Miami:	Dicker 17	Herbert 264	Vidal 18	Vidal 124	Two Tied 7	McConkey 100	Henley 7 (3)	Two Tied 1.0
Oct. 19	Indianapolis:								
Oct. 23	Minnesota:								
Nov. 2	at Tennessee:								
Nov. 9	Pittsburgh:								
Nov. 16	at Jacksonville:								
Nov. 30	Las Vegas:								
Dec. 8	Philadelphia:								
Dec. 14	at Kansas City:								
Dec. 21	at Dallas:								
TBD	Houston:								
TBD	at Denver:								

## REGULAR-SEASON WEEKLY LEADERS, OPPONENT

		Scoring	Pass Yds.	Carries	Rush Yds.	Catches	Rec. Yds.	Tackles (Solo)	Sacks
Sept. 5	Kansas City:	Butker 9	Mahomes 258	Mahomes 6	Mahomes 57	Brown 10	Brown 99	Conner 9 (7)	Tranquill 2.0
Sept. 15	at Las Vegas:	Carlson 9	Smith 180	Jeanty 11	Jeanty 43	Meyers 6	Meyers 68	White 8 (6)	Laulu 2.0
Sept. 21	Denver:	Lutz 8	Nix 153	Dobbins 11	Dobbins 83	Sutton 6	Sutton 118	Singleton 12 (4)	Bonitto 2.0
Sept. 28	at N.Y. Giants:	McAtamney 7	Dart 111	Skattebo 25	Skattebo 79	Three tied 3	Slayton 44	Mussau 6 (2)	Two tied 1.0
Oct. 5	Washington:	Croskey-Merriitt 12	Daniels 231	Croskey-Merriitt 14	Croskey-Merriitt 111	Samuel 8	Samuel 96	Wagner 14 (8)	Armstrong 2.0
Oct. 12	at Miami:	Achane 12	Tagovailoa 205	Achane 16	Achane 128	Waddle 6	Waddle 95	Britt 13 (6)	Grant 1.0
Oct. 19	Indianapolis:								
Oct. 23	Minnesota:								
Nov. 2	at Tennessee:								
Nov. 9	Pittsburgh:								
Nov. 16	at Jacksonville:								
Nov. 30	Las Vegas:								
Dec. 8	Philadelphia:								
Dec. 14	at Kansas City:								
Dec. 21	at Dallas:								
TBD	Houston:								
TBD	at Denver:								

# REGULAR-SEASON PLAYER PARTICIPATION

2025 Season	1	2	3	4	5	6	7	8	9	10	11	13	14	15	16	17	18	Season Totals			
Player	KC	at LV	DEN	at NYG	WAS	at MIA	IND	MIN	at TEN	PIT	at JAX	LV	PHI	at KC	at DAL	HOU	at DEN	GP	GS	DNP	INA
Allen, Keenan	<b>3WR</b>	SUB	SUB	SUB	SUB	SUB												6	1	0	0
Alt, Joe	<b>LT</b>	<b>LT</b>	<b>LT</b>	<b>LT</b>	<b>LT</b>	<b>LT</b>												4	4	0	2
Becton Sr., Mekhi	<b>RG</b>	<b>RG</b>	<b>RG</b>	INA	<b>RG</b>	<b>RG</b>												5	5	0	1
Bozeman, Bradley	<b>C</b>	<b>C</b>	<b>C</b>	<b>C</b>	<b>C</b>	<b>C</b>												6	6	0	0
Caldwell, Jamaree	SUB	SUB	SUB	SUB	SUB	<b>DL</b>												6	1	0	0
Colson, Junior	IR	IR	IR	IR	IR	IR												0	0	0	0
Conklin, Tyler	<b>TE</b>	<b>TE</b>	<b>TE</b>	<b>TE</b>	<b>TE</b>	<b>TE</b>												6	5	0	0
Davis, Derius	SUB	SUB	SUB	INA	INA	INA												3	0	0	3
Deculus, Austin	SUB	SUB	SUB	SUB	<b>LT</b>	<b>LT</b>												6	2	0	0
Dicker, Cameron	SUB	SUB	SUB	SUB	SUB	SUB												6	0	0	0
Dissly, Will	SUB	<b>TE</b>	INA	INA	INA	SUB												3	1	0	3
Dupree, Bud	SUB	SUB	<b>OLB</b>	<b>OLB</b>	<b>OLB</b>	<b>OLB</b>												6	4	0	0
Dunn, Michael	—	—	—	—	PS	—												0	0	0	0
Dye, Troy	SUB	<b>LB</b>	<b>LB</b>	<b>LB</b>	<b>LB</b>	<b>LB</b>												6	4	0	0
Eboigbe, Justin	SUB	SUB	SUB	SUB	SUB	<b>DL</b>												6	1	0	0
Edwards, TeRah	PS	PS	PS	PS	PS	PS												0	0	0	0
Ferrell Clelin	—	—	PS	PS	SUB	PS												1	0	0	0
Fisk, Tucker	INA	INA	<b>2TE</b>	SUB	<b>2TE</b>	SUB												4	2	0	2
Fuga, Josh	IR	IR	IR	IR	IR	IR												0	0	0	0
Gadsden, Oronde	INA	INA	SUB	SUB	<b>3TE</b>	<b>TE</b>												4	2	0	2
Gilman, Alohi	<b>S</b>	<b>S</b>	<b>S</b>	<b>S</b>	<b>S</b>	—												5	5	0	0
Grimm, Luke	PS	PS	PS	PS	PS	PS												0	0	0	0
Hampton, Omarion	<b>RB</b>	<b>RB</b>	<b>RB</b>	<b>RB</b>	<b>RB</b>	IR												5	5	0	0
Hand, Da'Shawn	<b>DL</b>	<b>DL</b>	<b>DL</b>	<b>DL</b>	<b>DL</b>	IR												5	5	0	0
Harris, Josh	IR/DFR	IR/DFR	IR/DFR	IR/DFR	IR/DFR	IR/DFR												0	0	0	0
Harris, Najee	SUB	SUB	SUB	IR	IR	IR												3	0	0	0
Harris, Tre'	SUB	SUB	SUB	SUB	<b>WR</b>	<b>WR</b>												6	2	0	0
Hart, Bobby	—	—	—	—	—	<b>RT</b>												1	1	0	0
Hart, Cam	SUB	SUB	INA	SUB	SUB	SUB												5	0	0	1
Haskins, Hassan	SUB	SUB	SUB	SUB	SUB	SUB												6	0	0	0
Henley, Daiyan	<b>LB</b>	<b>LB</b>	<b>LB</b>	<b>LB</b>	<b>LB</b>	<b>LB</b>												6	6	0	0
Herbert, Justin	<b>QB</b>	<b>QB</b>	<b>QB</b>	<b>QB</b>	<b>QB</b>	<b>QB</b>												6	6	0	0
Hines, Nyheim	PS	—	—	—	—	SUB												1	0	0	0
Jackson, Donte	<b>CB</b>	<b>CB</b>	<b>CB</b>	<b>CB</b>	<b>CB</b>	<b>CB</b>												6	6	0	0
Jackson, JaQuae	PS	PS	PS	PS	PS	PS												0	0	0	0
James, Andre	SUB	SUB	SUB	SUB	SUB	SUB												6	0	0	0
James Jr., Derwin	<b>S</b>	<b>S</b>	<b>S</b>	<b>S</b>	<b>S</b>	<b>S</b>												6	6	0	0
Jefferson, Tony	PS	<b>3S</b>	<b>3S</b>	SUB	SUB	SUB												5	2	0	0
Johnson, Amar	PS	PS	PS	PS	PS	PS												0	0	0	0
Johnson, Emany	PS	PS	INA	PS	PS	PS												0	0	0	1
Johnson, Zion	<b>LG</b>	<b>LG</b>	<b>LG</b>	<b>LG</b>	<b>LG</b>	<b>LG</b>												6	6	0	0
Johnston, Quentin	<b>WR</b>	<b>WR</b>	<b>WR</b>	<b>WR</b>	SUB	INA												5	4	0	1
Jones, Naquan	INA	SUB	SUB	SUB	INA	SUB												4	0	0	2
Kaltenberger, Josh	PS	PS	PS	PS	—	PS												0	0	0	0
Kenard, Kyle	INA	INA	SUB	SUB	INA	SUB												3	0	0	3
Lambert-Smith, KeAndre	SUB	SUB	INA	SUB	SUB	<b>3WR</b>												5	1	0	1
Lance, Trey	DNP	DNP	DNP	DNP	DNP	SUB												1	0	5	0
Leonard, Deane	IR/DFR	IR/DFR	IR/DFR	IR/DFR	IR/DFR	IR/DFR												0	0	0	0
Lovato, Rick	SUB	SUB	SUB	SUB	SUB	SUB												6	0	0	0
Mack, Khalil	<b>OLB</b>	<b>OLB</b>	IR	IR	IR	IR												2	2	0	0
Matlock, Scott	SUB	<b>FB</b>	SUB	<b>FB</b>	SUB	INA												5	2	0	1
Mauga, Kana'i	—	INA	PS	PS	PS	—												0	0	0	1
McConkey, Ladd	<b>WR</b>	SUB	<b>WR</b>	<b>WR</b>	SUB	<b>WR</b>												6	4	0	0
Mickens, RJ	INA	SUB	SUB	INA	INA	SUB												3	0	0	3
Molden, Elijah	<b>3S</b>	INA	INA	<b>3S</b>	<b>3S</b>	<b>S</b>												4	4	0	2
Murphy, Caleb	SUB	SUB	SUB	SUB	SUB	SUB												6	0	0	0
Mustipher, Sam	—	—	—	—	PS	PS												0	0	0	0
Ogbonnia, Orito	SUB	INA	INA	INA	SUB	SUB												3	0	0	3
Oladokun, Jordan	IR	IR	IR	IR	IR	IR												0	0	0	0
Oweh, Odafe	—	—	—	—	—	SUB												1	0	0	0
Perryman, Denzel	<b>LB</b>	IR	IR	IR	IR	IR/DFR												1	1	0	0
Phillips, Del'Shawn	SUB	SUB	SUB	SUB	SUB	SUB												6	0	0	0
Pipkins III, Trey	<b>RT</b>	<b>RT</b>	<b>RT</b>	<b>RT</b>	<b>RT</b>	INA												5	5	0	1
Purchase, Myles	PS	PS	PS	PS	—	—												0	0	0	0
Randolph, Garmon	PS	PS	PS	PS	PS	PS												0	0	0	0
Reagor, Jalen	PS/IR	—	—	—	—	PS												0	0	0	0
Reed, Nikko	INA	INA	SUB	INA	INA	INA												1	0	0	5
Rogers, Eric	IR	IR	IR	IR	IR	IR												0	0	0	0
Salyer, Jamaree	SUB	SUB	SUB	<b>RG</b>	SUB	INA												5	1	0	1
Sarell, Foster	INA	PS	PS	SUB	SUB	SUB												3	0	0	1
Scott, JK	SUB	SUB	SUB	SUB	SUB	SUB												6	0	0	0
Sharpe, David	PS	PS	PS	PS	PS	SUB												1	0	0	0
Slater, Rashawn	IR	IR	IR	IR	IR	IR												0	0	0	0
Still, Tarheeb	<b>CB</b>	<b>CB</b>	<b>CB</b>	<b>CB</b>	<b>CB</b>	<b>CB</b>												6	6	0	0
St-Juste, Benjamin	SUB	SUB	SUB	SUB	SUB	SUB												6	0	0	0
Taylor, Branson	PS	PS	PS	PS	PS	PS												0	0	0	0
Tart, Teair	<b>DL</b>	<b>DL</b>	<b>DL</b>	<b>DL</b>	<b>DL</b>	<b>DL</b>												6	6	0	0
Taylor, Ja'Sir	SUB	SUB	SUB	SUB	SUB	SUB												6	0	0	0
Tuipulotu, Tuli	<b>OLB</b>	<b>OLB</b>	<b>OLB</b>	<b>OLB</b>	<b>OLB</b>	<b>OLB</b>												6	6	0	0
Uiagalelei, DJ	PS	PS	PS	PS	PS	PS												0	0	0	0
Vidal, Kimani	PS	PS	PS	SUB	SUB	<b>RB</b>												3	1	0	0
Washington, Savion	PUP	PUP	PUP	PUP	PUP	PUP												0	0	0	0
Wax, Marlowe	SUB	SUB	SUB	SUB	SUB	SUB												6	0	0	0
Waxter, Isas	—	—	—	—	PS	PS												0	0	0	0
Weaver, Rashad	—	—	PS	PS	—	—												0	0	0	0
Williamson, Kendall	SUB	SUB	SUB	SUB	SUB	SUB												6	0	0	0
Yassmin, Thomas	PS	PS	PS	PS	PS	PS												0	0	0	0

**STARTERS FOR EACH GAME IN BOLD:**

DNP — Did Not Play, DNR — Reserve/Did Not Report, E/CP — Exempt/Commissioner Permission, INA — Inactive, IR — Reserve/Injured, IR/DFR — Reserve Injured; Designated for Return, COVID — Reserve/COVID-19, NFI — Non-Football Illness List, PS — Practice Squad, PS/INJ — Practice Squad; Injured List, PUP — Reserve/Physically Unable to Perform, SUB — Substitute, SUS — Reserve/Suspended, 2RB — Started as Second Running Back, 2TE — Started as Second Tight End, 3TE — Started as Third Tight End, CB — Started as Additional Cornerback, 3S — Started as Third Safety, 3WR — Started as Third Wide Receiver.

# REGULAR SEASON SINGLE-GAME HIGHS

## INDIVIDUAL

### Passing

**Longest Scoring Pass** — 60, J.Herbert to Q. Johnston,  
Sept. 21 vs. Denver

**Longest Non-Scoring Pass** — 42, Last: J.Herbert to L.McConkey,  
Oct. 12 at Miami

**Most Passing Attempts** — 47, J.Herbert, Sept. 21 vs. Denver

**Most Completions** — 29, J.Herbert, Oct. 12 at Miami

**Most Passing Yards** — 318, Sept. 5 vs. Kansas City

**Most Passing Touchdowns** — 3, J.Herbert, Sept. 5 vs. Kansas City

**Highest Completion Percentage (min. 20 att.)** — 76.3, J.Herbert,  
Oct. 12 at Miami

**Highest Passer Rating (min. 20 att.)** — 131.7, J.Herbert,  
Sept. 5 vs. Kansas City

### Rushing

**Longest Scoring Run** — 54, O. Hampton, Sept. 28 at N.Y. Giants

**Longest Non-Scoring Run** — 41, J. Herbert, Oct. 5 vs. Washington

**Most Rushing Attempts** — 19, O.Hampton, Sept. 21 vs. Denver

**Most Rushing Yards** — 128, O.Hampton, Sept. 28 at N.Y. Giants

**Most Rushing Touchdowns** — 1, Last: O. Hampton,  
Sept. 28 at N.Y. Giants

### Receiving

**Most Receptions** — 8, Q. Johnston, Sept. 28 at N.Y. Giants

**Most Receiving Yards** — 100, L.McConkey, Oct. 12 at Miami

**Most Receiving Touchdowns** — 2, Q.Johnston,  
Sept. 5 vs. Kansas City

### Total Offense

**Most Total Yards from Scrimmage** — 165, O. Hampton,  
Sept. 28 at N.Y. Giants

**Most Touchdowns** — 2, Q.Johnston, Sept. 5 vs. Kansas City

### Special Teams

**Longest Punt** — 60, Last: J.Scott, Sept. 28 at N.Y. Giants

**Longest Field Goal** — 55, Last: C.Dicker, Oct. 5 vs. Washington

**Most Attempted Field Goals** — 5, C.Dicker, Oct. 12 at Miami

**Most Made Field Goals** — 5, C.Dicker, Oct. 12 at Miami

### Returns

**Longest Kickoff Return** — 40, N.Hines, Oct. 12 at Miami

**Longest Punt Return** — 33, D.Davis, Sept. 21 vs. Denver

**Longest Interception Return** — 22, D.James, Oct. 12 at Miami

**Longest Fumble Return** — N/A

### Defense

**Most Interceptions** — 1, Last: D.James, T.Jefferson and B.St-Juste,  
Oct. 12 at Miami

**Most Tackles** — 13, Last: T.Dye, Sept. 28 at N.Y. Giants

**Most Solo Tackles** — 10, D. James Jr., Sept. 21 vs. Denver

**Most Sacks** — 4.0, T. Tuipulotu, Sept. 28 at N.Y. Giants

**Most Passes Defensed** — 2, Last: T.Still, Oct. 5 vs. Washington

## TEAM

### Most, Offense

**First Downs** — 29, Sept. 21 vs. Denver

**Rushing Attempts** — 28, Sept. 21 vs. Denver

**Rushing Yards** — 155, Oct. 5 vs. Washington

**Rushing Touchdowns** — 1, Last: Sept. 28 at N.Y. Giants

**Passing Attempts** — 47, Sept. 21 vs. Denver

**Completions** — 29, Oct. 12 at Miami

**Net Passing Yards** — 304, Sept. 5 vs. Kansas City

**Touchdowns Thrown** — 3, Sept. 5 vs. Kansas City

**Offensive Plays** — 80, Sept. 21 vs. Denver

**Total Offense** — 403, Oct. 12 at Miami

**Time of Possession** — 36:20, Sept. 21 vs. Denver

### Most, Turnovers

**Turnovers** — 3, Last: Sept. 21 vs. Denver

**Interceptions Thrown** — 2, Last: Sept. 28 at N.Y. Giants

**Fumbles** — 2, Last: Oct. 12 at Miami

**Fumbles Lost** — 1, Last: Oct. 12 at Miami

### Longest Scoring Drives

**Plays** — 14, Sept. 21 vs. Denver

**Yards** — 91, Sept. 15 at Las Vegas

**Time** — 13:47, Sept. 28 at N.Y. Giants

### Shortest Scoring Drives

**Plays** — 3, Sept. 28 at N.Y. Giants

**Yards** — 5, Sept. 15 at Las Vegas

**Time** — 0:41, Oct. 12 at Miami

### Fewest, Defense

**First Downs Allowed** — 9, Sept. 21 vs. Denver

**Rushing Attempts Allowed** — 17, Sept. 5 vs. Kansas City

**Rushing Yards Allowed** — 68, Sept. 15 at Las Vegas

**Passing Attempts Allowed** — 21, Sept. 28 at N.Y. Giants

**Completions Allowed** — 14, Last: Sept. 28 at N.Y. Giants

**Net Passing Yards Allowed** — 119, Sept. 28 at N.Y. Giants

**Total Plays Allowed** — 56, Last: Oct. 12 at Miami

**Total Yards Allowed** — 218 Sept. 15 at Las Vegas

### Most, Defense

**Takeaways** — 3, Oct. 12 at Miami

**Interceptions** — 3, Oct. 12 at Miami

**Fumbles Forced** — 1, Last: Oct. 5 vs. Washington

**Fumbles Recovered** — 1, Oct. 5 vs. Washington

**Passes Defensed** — 13, Sept. 15 at Las Vegas

**Sacks** — 6.0, Sept. 28 at N.Y. Giants

## GAME-BY-GAME PASSES DEFENSED

Sept. 5	Kansas City:	Teair Tart (2), Bud Dupree (1), Donte Jackson (1).
Sept. 15 at	Las Vegas:	Alohi Gilman (2), Daiyan Henley (2), Donte Jackson (2), Derwin James Jr. (2), Tony Jefferson (2), Tarheeb Still (2), Tuli Tuipulotu (2), Naquan Jones (1).
Sept. 21	Denver:	Da'Shawn Hand (1), Tony Jefferson (1), Benjamin St-Juste (1).
Sept. 28 at	N.Y. Giants:	Alohi Gilman (1), Benjamin St-Juste (1).
Oct. 5	Washington:	Tarheeb Still (2)
Oct. 12 at	Miami:	Cam Hart (1), Derwin James Jr. (1), Tony Jefferson (1), Tarheeb Still (1), Benjamin St-Juste (1)
Oct. 19	Indianapolis:	
Oct. 23	Minnesota:	
Nov. 2 at	Tennessee:	
Nov. 9	Pittsburgh:	
Nov. 16 at	Jacksonville:	
Nov. 30	Las Vegas:	
Dec. 8	Philadelphia:	
Dec. 14 at	Kansas City:	
Dec. 21 at	Dallas:	
TBD	Houston:	
TBD at	Denver:	

### SEASON TOTALS (31)

Name	No.	Name	No.
Tarheeb Still	5	Da'Shawn Hand	1
Tony Jefferson	4	Cam Hart	1
Donte Jackson	3	Naquan Jones	1
Alohi Gilman	3		
Derwin James Jr.	3		
Benjamin St-Juste	3		
Daiyan Henley	2		
Teair Tart	2		
Tuli Tuipulotu	2		
Bud Dupree	1		

## GAME-BY-GAME SACKS

Sept. 5	Kansas City:	Da'Shawn Hand (1.0), Daiyan Henley (1.0).
Sept. 15 at	Las Vegas:	Jamaree Caldwell (1.0), Daiyan Henley (1.0), Khalil Mack (1.0).
Sept. 21	Denver:	Troy Dye (1.0), Derwin James Jr. (1.0).
Sept. 28 at	N.Y. Giants:	Tuli Tuipulotu (4.0), Justin Eboigbe (1.0), Derwin James Jr. (0.5), Caleb Murphy (0.5).
Oct. 5	Washington:	Justin Eboigbe (1.0)
Oct. 12 at	Miami:	Odafe Oweh (1.0), Tuli Tuipulotu (1.0)
Oct. 19	Indianapolis:	
Oct. 23	Minnesota:	
Nov. 2 at	Tennessee:	
Nov. 9	Pittsburgh:	
Nov. 16 at	Jacksonville:	
Nov. 30	Las Vegas:	
Dec. 8	Philadelphia:	
Dec. 14 at	Kansas City:	
Dec. 21 at	Dallas:	
TBD	Houston:	
TBD at	Denver:	

### SEASON TOTALS (16.0)

Name	No.
Tuli Tuipulotu	5.0
Justin Eboigbe	2.0
Daiyan Henley	2.0
Derwin James Jr.	1.5
Jamaree Caldwell	1.0
Troy Dye	1.0
Da'Shawn Hand	1.0
Khalil Mack	1.0
Odafe Oweh	1.0
Caleb Murphy	0.5

# ***RECORDS***

# INDIVIDUAL RECORDS

\*NFL Record

## POINTS

### Most Seasons Leading League

- 1 Nate Kaeding, 2009
- LaDainian Tomlinson, 2006
- John Carney, 1994

### Most, Career

- 1,076 John Carney, 1990-2000
- 918 LaDainian Tomlinson, 2001-09
- 889 Nate Kaeding, 2004-12

### Most, Season

- 186\* LaDainian Tomlinson, 2006
- 150 Cameron Dicker, 2024
- 146 Nate Kaeding, 2009

### Most, Season, Non-Kickers

- 186\* LaDainian Tomlinson, 2006
- 124 Austin Ekeler, 2021
- 120 LaDainian Tomlinson, 2005

### Most, Season, Rookie

- 114 Nate Kaeding, 2004
- 106 Josh Lambo, 2015
- Dennis ParTEE, 1968
- 94 Herb Travenio, 1965

### Most, Game

- 30 Kellen Winslow, Nov. 22, 1981 at Oakland
- 24 (10x) Last: Austin Ekeler, Nov. 21, 2021 vs. Pit.
- 20 Mike Williams, Dec. 13, 2018 at Kansas City

## TOUCHDOWNS

### Most Seasons Leading League

- 3 Lance Alworth, 1964, 1965, 1966
- 2 Austin Ekeler, 2021, 2022
- 1 LaDainian Tomlinson, 2006
- Chuck Muncie, 1981

### Most, Career

- 153 LaDainian Tomlinson, 2001-09
- 116 Antonio Gates, 2003-18
- 83 Lance Alworth, 1962-70

### Most, Season

- 31\* LaDainian Tomlinson, 2006
- 20 Austin Ekeler, 2021
- LaDainian Tomlinson, 2005
- 19 Chuck Muncie, 1981

### Most, Game

- 5 Kellen Winslow, Nov. 22, 1981 at Oakland
- 4 (10x) Last: Austin Ekeler, Nov. 21, 2021 vs. Pit.
- 3 (46x) Last: A.Ekeler, Oct. 2, 2022 at Hou.

### Most Consecutive Games

- 18\* LaDainian Tomlinson, 2004-05
- 10 LaDainian Tomlinson, 2006
- 9 Antonio Gates, 2009-10
- Natrone Means, 1993-94
- Lance Alworth, 1963

## POINTS AFTER TOUCHDOWN

### Most Seasons Leading League

- 2 Nate Kaeding, 2006
- Rolf Benirschke, 1981, 1982
- 1 Herb Travenio, 1965

### Most, Career

- 349 Nate Kaeding, 2004-12
- 328 Rolf Benirschke, 1977-86
- 293 John Carney, 1990-2000

### Most, Season

- 58 Nate Kaeding, 2006
- 55 Rolf Benirschke, 1981
- 54 Nate Kaeding, 2004

### Most, Game

- 7 (6x) Last: N.Kaeding, Dec. 28, 2008 vs. Den.
- 6 (30x) Last: M.Badgley, Dec. 8, 2019 at. Jax.
- 5 (55x) Last: C.Dicker, Nov. 12, 2023 vs. Detroit

### Most Consecutive

- 250 Nate Kaeding, 2004-09
- 128 Nick Novak, 2011-14
- 87 Rolf Benirschke, 1983-86

### Most Attempts, Career

- 352 Rolf Benirschke, 1977-86
- 351 Nate Kaeding, 2004-12
- 298 John Carney, 1990-2000

### Most Attempts, Season

- 61 Rolf Benirschke, 1981
- 58 Nate Kaeding, 2006
- 55 Nate Kaeding, 2004
- Bob Thomas, 1985

### Most Attempts, Game

- 8 Rolf Benirschke, Nov. 22, 1981 at Oakland
- 7 (6x) Last: N.Kaeding, Dec. 28, 2008 vs. Den.
- 6 (38x) Last: M. Badgley, Dec. 8, 2019 at. Jax.

## TWO-POINT CONVERSIONS

### Most Seasons Leading League

- 1 Ladarius Green, 2015
- Mikhael Ricks, 1999
- Ronnie Harmon, 1994

### Most, Career

- 3 Joshua Palmer, 2021-24
- Ronnie Harmon, 1990-95
- 2 Keenan Allen, 2013-23, '25
- Jared Cook, 2021
- Austin Ekeler, 2017-23
- Mike Williams, 2017-23
- Antonio Gates, 2003-18
- Melvin Gordon, 2015-19
- Ladarius Green, 2012-15
- Justin Herbert, 2020-25
- Legedu Naanee, 2007-10
- Dave Kocourek, 1960-65

### Most, Season

- 3 Ronnie Harmon, 1994
- 2 Joshua Palmer, 2024
- Jared Cook, 2021
- Austin Ekeler, 2021
- Melvin Gordon, 2018
- Antonio Gates, 2018
- 1 (38x) Last: Justin Herbert, 2025

### Most, Game

- 2\* Ladarius Green, Oct. 25, 2015 vs. Oakland
- 1 (47x) Last: Justin Herbert, Sept. 28, 2025 at NYG

## FIELD GOALS

### Most Seasons Leading League

- 1 Nate Kaeding, 2009
- John Carney, 1994

### Most, Career

- 261 John Carney, 1990-2000
- 180 Nate Kaeding, 2004-12
- 146 Rolf Benirschke, 1977-86

### Most, Season

- 39 Cameron Dicker, 2024
- 34 Nick Novak, 2013
- John Carney, 1994
- 32 Nate Kaeding, 2009

### Most, Game

- 6 (3x) Last: G.Davis, Oct. 5, 1997 at Oakland
- 5 (14x) Last: C.Dicker, Oct. 12, 2025 at Miami
- 4 (41x) Last: C.Dicker, Jan. 5, 2025 at Las Vegas

### Most, Game, No Misses

- 6 (3x) Last: G.Davis, Oct. 5, 1997 at Oakland
- 5 (13x) Last: C.Dicker, Oct. 12, 2025 at Miami
- 4 (29x) Last: C.Dicker, Dec. 28, 2024 at N.E.

### Highest Percentage, Career (min. 100 att.)

- 94.5 Cameron Dicker, 2022-25 (103-of-109)
- 87.0 Nate Kaeding, 2004-12 (180-of-207)
- 84.6 Nick Novak, 2011-14, '17 (110-of-130)
- 81.6 John Carney, 1990-2000 (261-of-320)

### Highest Percentage, Season (min. 15 att.)

- 95.0 Cameron Dicker, 2022 (19-of-20)
- 93.9 Cameron Dicker, 2023 (31-of-33)
- 93.8 Michael Badgley, 2018 (15-of-16)

### Most Consecutive

- 32 Nick Novak, 2013-14
- 29 John Carney, 1992-93
- 22 Nate Kaeding, 2009-10
- 18 Cameron Dicker, 2024-25

### Most Attempts, Career

- 320 John Carney, 1990-2000
- 208 Rolf Benirschke, 1977-86
- 207 Nate Kaeding, 2004-12

### Most Attempts, Season

- 42 Cameron Dicker, 2024
- 40 John Carney, 1993
- 39 Michael Badgley, 2020

### Most Attempts, Game

- 7 Dick Van Raaphorst, Oct. 8, 1966 at N.Y. Jets
- 6 (6x) Last: Steve Christie, Dec. 1, 2002 vs. Den.
- 5 (29x) Last: C.Dicker, Oct. 12, 2025 at Miami

### Longest

- 59 Cameron Dicker, Oct. 21, 2024 at Arizona
- Michael Badgley, Dec. 9, 2018 vs. Cincinnati
- 57 Cameron Dicker, Dec. 19, 2024 vs. Denver
- Nate Kaeding, Dec. 21, 2008 at Tampa Bay
- 55 Cameron Dicker, Oct. 5, 2025 vs. Washington
- Cameron Dicker, Nov. 6, 2023 at N.Y. Jets
- Cameron Dicker, Oct. 22, 2023 at Kansas City
- Nate Kaeding, Nov. 29, 2009 vs. Kansas City

## RUSHING YARDS

### Most Seasons Leading League

- 2 LaDainian Tomlinson, 2006, 2007
- 1 Dick Post, 1968  
Paul Lowe, 1965

### Most, Career

- 12,490 LaDainian Tomlinson, 2001-09
- 4,972 Paul Lowe, 1960-68
- 4,355 Austin Ekeler, 2017-23

### Most, Season

- 1,815 LaDainian Tomlinson, 2006
- 1,683 LaDainian Tomlinson, 2002
- 1,645 LaDainian Tomlinson, 2003

### Most, Game

- 243 LaDainian Tomlinson, Dec. 28, 2003 vs. Oak.
- 220 LaDainian Tomlinson, Dec. 1, 2002 vs. Denver
- 217 LaDainian Tomlinson, Sept. 29, 2002 vs. N.E.  
Gary Anderson, Dec. 18, 1988 vs. Kansas City

### Most Games 100 Yards or More, Career

- 46 LaDainian Tomlinson, 2001-09
- 15 Natrone Means, 1993-99  
Paul Lowe, 1960-68
- 12 Ryan Mathews, 2010-14

### Most Games 100 Yards or More, Season

- 10 LaDainian Tomlinson, 2006
- 7 LaDainian Tomlinson, 2002  
Don Woods, 1974
- 6 Ryan Mathews, 2013  
LaDainian Tomlinson, 2007  
LaDainian Tomlinson, 2004  
LaDainian Tomlinson, 2003  
Natrone Means, 1994

### Most Consecutive Games, 100 Yards or More

- 9 LaDainian Tomlinson, 2006
- 5 Natrone Means, 1994
- 4 LaDainian Tomlinson, 2007

### Most Games 200 Yards or More, Career

- 4 LaDainian Tomlinson, 2001-09
- 1 Gary Anderson, 1985-88

### Longest Run

- 87t Melvin Gordon, Oct. 29, 2017 at New England  
Paul Lowe, Sept. 10, 1961 at Dallas Texans
- 86t Keith Lincoln, Sept. 30, 1962 at Oakland
- 85t LaDainian Tomlinson, Dec. 17, 2006 vs. K.C.

## RUSHING TOUCHDOWNS

### Most Seasons Leading League

- 3 LaDainian Tomlinson, 2004, 2006, 2007
- 1 Chuck Muncie, 1981  
Paul Lowe, 1961, 1965

### Most, Career

- 138 LaDainian Tomlinson, 2001-09
- 43 Chuck Muncie, 1980-84
- 39 Austin Ekeler, 2017-23

### Most, Season

- 28\* LaDainian Tomlinson, 2006
- 19 Chuck Muncie, 1981
- 18 LaDainian Tomlinson, 2005

### Most, Game

- 4 LaDainian Tomlinson, Oct. 14, 2007 vs. Oak.  
LaDainian Tomlinson, Nov. 12, 2006 at Cin.  
LaDainian Tomlinson, Oct. 15, 2006 at S.F.  
Chuck Muncie, Nov. 29, 1981 vs. Denver  
Clarence Williams, Sept. 16, 1979 vs. Buffalo
- 3 (22x), Last: M.Gordon, Oct. 15, 2018 at Cle.
- 2 (127x), Last: G.Edwards, Dec. 19, 2024 vs. Den.

### Most Consecutive Games

- 18\* LaDainian Tomlinson, 2004-05
- 9 Natrone Means, 1993-94
- 8 LaDainian Tomlinson, 2006

## RUSHING AVERAGE

### Most Seasons Leading League (min. 100 att.)

- 2 Paul Lowe, 1960, 1965
- 1 Dickie Post, 1968  
Brad Hubbard, 1967  
Keith Lincoln, 1963

### Highest, Career (minimum 500 att.)

- 4.90 Paul Lowe, 1960-68
- 4.71 Keith Lincoln, 1961-66, '68
- 4.43 Dickie Post, 1967-70

### Highest, Season (minimum 100 att.)

- 6.45 Keith Lincoln, 1963
- 6.29 Paul Lowe, 1960
- 5.71 Paul Lowe, 1963

### Highest, Game (minimum 10 att.)

- 14.7 Michael Turner, Oct. 7, 2007 at Denver
- 13.8 Keith Lincoln, Sept. 30, 1962 at Oakland
- 13.5 J.K. Dobbins, Sept. 8, 2024 vs. Las Vegas

## RUSHING ATTEMPTS

### Most, Career

- 2,880 LaDainian Tomlinson, 2001-09
- 1,059 Melvin Gordon, 2015-19
- 1,031 Marion Butts, 1989-93

### Most, Season

- 372 LaDainian Tomlinson, 2002
- 348 LaDainian Tomlinson, 2006
- 343 Natrone Means, 1994

### Most, Game

- 39 LaDainian Tomlinson, Oct. 20, 2002 at Oak.  
Marion Butts, Dec. 17, 1989 at Kansas City
- 37 (3x) Last: L.Tomlinson, Nov. 21, 2004 at Oak.
- 36 LaDainian Tomlinson, Sept. 9, 2001 vs. Was.  
Gary Brown, Oct. 5, 1997 at Oakland

## PASSING ATTEMPTS

### Most Seasons Leading League

- 2 Dan Fouts, 1980, 1981  
John Hadl, 1968, 1971
- 1 Philip Rivers, 2015

### Most, Career

- 7,591 Philip Rivers, 2004-19
- 5,604 Dan Fouts, 1973-87
- 3,640 John Hadl, 1962-72

### Most, Season

- 699 Justin Herbert, 2022
- 672 Justin Herbert, 2021
- 661 Philip Rivers, 2015

### Most, Game

- 65 Philip Rivers, Oct. 18, 2015 at Green Bay
- 64 Justin Herbert, Jan. 9, 2022 at Las Vegas (OT)
- 58 Philip Rivers, Oct. 25, 2015 vs. Oakland  
Mark Herrmann, Dec. 22, 1985 at K.C.

## PASS COMPLETIONS

### Most Seasons Leading League

- 2 Dan Fouts, 1980, 1981  
John Hadl, 1968, 1971
- 1 Philip Rivers, 2015

### Most, Career

- 4,908 Philip Rivers, 2004-19
- 3,297 Dan Fouts, 1973-87
- 2,091 Justin Herbert, 2020-25

### Most, Season

- 477 Justin Herbert, 2022
- 443 Justin Herbert, 2021
- 437 Philip Rivers, 2015

### Most, Game

- 43 Philip Rivers, Oct. 18, 2015 at Green Bay
- 40 Justin Herbert, Sept. 24, 2023 at Minnesota
- 39 Justin Herbert, Dec. 11, 2022 vs. Miami

### Most Consecutive

- 25\* Philip Rivers, Nov. 25, 2018 vs. Arizona
- 22 Philip Rivers, Sept. 13, 2015 vs. Detroit –  
Sept. 20, 2015 at Cincinnati
- 20 Philip Rivers, Sept. 13, 2015 vs. Detroit

## COMPLETION PERCENTAGE

### Most Seasons Leading League (min. 140 att.)

- 1 Philip Rivers, 2013  
Mark Herrmann, 1985  
Dan Fouts, 1979  
Tobin Rote, 1963

### Highest, Career (minimum 500 att.)

- 66.5 Justin Herbert, 2020-25
- 64.7 Philip Rivers, 2004-19
- 62.2 Drew Brees, 2001-05

### Highest, Season (minimum 140 att.)

- 69.5 Philip Rivers, 2013
- 68.2 Justin Herbert, 2022
- 68.3 Philip Rivers, 2018

### Highest, Game (minimum 20 att.)

- 96.6 Philip Rivers, Nov. 25, 2018 vs. Ari. (28-of-29)
- 90.0 Philip Rivers, Nov. 1, 2012 vs. K.C. (18-of-20)
- 88.0 Drew Brees, Oct. 31, 2004 vs. Oak. (22-of-25)

## PASSING YARDS

### Most Seasons Leading League

- 4 Dan Fouts, 1979, 1980, 1981, 1982
- 3 John Hadl, 1965, 1968, 1971
- 1 Philip Rivers, 2010

### Most, Career

- 59,271 Philip Rivers, 2004-19
- 43,040 Dan Fouts, 1973-87
- 26,938 John Hadl, 1962-72

### Most, Season

- 5,014 Justin Herbert, 2021
- 4,802 Dan Fouts, 1981
- 4,792 Philip Rivers, 2015

### Most, Game

- 503 Philip Rivers, Oct. 18, 2015 at Green Bay
- 455 Philip Rivers, Sept. 26, 2010 at Seattle
- 444 Dan Fouts, Dec. 11, 1982 at San Francisco  
Dan Fouts, Oct. 19, 1980 vs. N.Y. Giants

### Most Games 300 Yards or More, Career

- 70 Philip Rivers, 2004-19
- 51 Dan Fouts, 1973-87
- 29 Justin Herbert, 2020-25

### Most Games 300 Yards or More, Season

- 9 Justin Herbert, 2021
- 8 Justin Herbert, 2020  
Philip Rivers, 2015, 2019  
Dan Fouts, 1980
- 7 Dan Fouts, 1981, 1985

### Most Consecutive Games, 300 Yards or More

- 5 Philip Rivers, 2015
- 4 Dan Fouts, 1979, 1980-81
- 3 Justin Herbert, 2020-21, 2021, 2022  
Philip Rivers, 2010-11, 2016, 2017  
Dan Fouts, 1980, 1985  
John Hadl, 1967

### Most Games 400 Yards or More, Career

- 11 Philip Rivers, 2004-19
- 6 Dan Fouts, 1973-87
- 1 Justin Herbert, 2020-25  
Jim Harbaugh, 1999-2000

### Longest Completion

- 99t\* Stan Humphries, Sept. 18, 1994 at Seattle
- 91t Jack Kemp, Nov. 12, 1961 at Denver
- 88t Ed Luther, Dec. 3, 1984 vs. Chicago

## TOUCHDOWN PASSES

### Most Seasons Leading League

- 2 Dan Fouts, 1981, 1982  
John Hadl, 1968, 1971
- 1 Philip Rivers, 2008

### Most, Career

- 397 Philip Rivers, 2004-19
- 254 Dan Fouts, 1973-87
- 201 John Hadl, 1962-72

### Most, Season

- 38 Justin Herbert, 2021
- 34 Philip Rivers, 2008
- 33 Philip Rivers, 2017-18  
Dan Fouts, 1981

### Most, Game

- 6 Dan Fouts, Nov. 22, 1981 at Oakland
- 5 (4x), Last: Drew Brees, Oct. 31, 2004 vs. Oak.
- 4 (32x), Last: J.Herbert, Nov. 12, 2023 vs. Det.

### Most Consecutive Games

- 28 Philip Rivers, 2012-14
- 27 Philip Rivers, 2017-18
- 26 Justin Herbert, 2020-23

## INTERCEPTIONS THROWN

### Most Seasons Leading League (Fewest INT, min. 300 att.)

- 1 Justin Herbert, 2024  
Drew Brees, 2004

### Most, Career

- 242 Dan Fouts, 1973-87
- 211 John Hadl, 1962-72
- 198 Philip Rivers, 2004-19

### Most, Season

- 32 John Hadl, 1968
- 26 John Hadl, 1972
- 25 John Hadl, 1971  
Jack Kemp, 1960

### Most, Game

- 6 Ed Luther, Oct. 31, 1983 vs. Washington  
John Hadl, Dec. 8, 1968 vs. Kansas City
- 5 (9x), Last: C.Wheihan, Dec. 13, 1998 at Sea.
- 4 (33x), Last: P.Rivers, Nov. 18, 2019 vs. K.C.

### Fewest, Season (minimum 150 att.)

- 1 Easton Stick, 2023 (174 att.)
- 3 Justin Herbert, 2024 (504 att.)  
Ed Luther, 1984 (151 att.)
- 4 Justin Herbert, 2025 (216 att.)  
Doug Flutie, 2003 (167 att.)  
John Friesz, 1993 (238 att.)

### Most Consecutive Attempts, None Intercepted

- 357 Justin Herbert, Sept. 15, 2024-Dec. 15, 2024
- 233 Justin Herbert, Dec. 26, 2022-Oct. 1, 2023
- 194 Drew Brees, Oct. 17-Dec. 5, 2004

### Lowest Percentage, Season (minimum 150 att.)

- 0.6 Justin Herbert, 2024  
Easton Stick, 2023
- 1.4 Justin Herbert, 2022
- 1.5 Justin Herbert, 2023

## PASSER RATING

### Most Seasons Leading League (min. 300 att.)

- 1 Philip Rivers, 2008

### Highest, Career (minimum 500 att.)

- 96.6 Justin Herbert, 2020-25
- 95.1 Philip Rivers, 2004-19
- 84.9 Drew Brees, 2001-05

### Highest, Season (minimum 300 att.)

- 105.5 Philip Rivers, 2008, 2013, 2018
- 104.8 Drew Brees, 2004
- 104.4 Philip Rivers, 2009

### Highest, Game (minimum 20 att.)

- 157.1 Dan Fouts, Sept. 7, 1981 at Cleveland
- 154.4 Philip Rivers, Dec. 8, 2019 at Jacksonville
- 153.1 Drew Brees, Oct. 31, 2004 vs. Oakland

## RECEIVING YARDS

### Most Seasons Leading League

- 3 Lance Alworth, 1965, 1966, 1968
- 1 Wes Chandler, 1982  
John Jefferson, 1980

### Most, Career

- 11,841 Antonio Gates, 2003-18
- 10,846 Keenan Allen, 2013-23, '25
- 9,584 Lance Alworth, 1962-70

### Most, Season

- 1,602 Lance Alworth, 1965
- 1,393 Keenan Allen, 2017
- 1,383 Lance Alworth, 1966

### Most, Game

- 260 Wes Chandler, Dec. 20, 1982 vs. Cincinnati
- 243 Wes Chandler, Sept. 15, 1985 vs. Seattle
- 232 Lance Alworth, Oct. 20, 1963 at Kansas City

### Most Games 100 Yards or More, Career

- 41 Lance Alworth, 1962-70
- 38 Keenan Allen, 2013-23, 25
- 24 Kellen Winslow, 1979-87

### Most Games 100 Yards or More, Season

- 9 Lance Alworth, 1965
- 8 Lance Alworth, 1966
- 7 Keenan Allen, 2017  
John Jefferson, 1980

### Most Consecutive Games, 100 Yards or More

- 5 Lance Alworth, 1966
- 4 Keenan Allen, 2017  
Wes Chandler, 1982  
John Jefferson, 1979-80  
Charlie Joiner, 1976  
Lance Alworth, 1968  
Lance Alworth, 1965
- 3 Keenan Allen, 2023  
Kellen Winslow, 1982  
Kellen Winslow, 1980  
John Jefferson, 1980  
John Jefferson, 1979  
Gary Garrison, 1971  
Lance Alworth, 1967  
Lance Alworth, 1965  
Lance Alworth, 1964

### Most Games 200 Yards or More, Career

- 5\* Lance Alworth, 1962-70
- 2 Wes Chandler, 1981-87
- 1 Keenan Allen, 2013-23, '25  
Malcom Floyd, 2004-15

### Longest Reception

- 99t\* Tony Martin, Sept. 18, 1994 at Seattle
- 91t Keith Lincoln, Nov. 12, 1961 at Denver
- 88t Bobby Duckworth, Dec. 3, 1984 at Chicago

## RECEIVING AVERAGE

### Most Seasons Leading League (min. 35 rec.)

- 1 Mike Williams, 2019  
Malcom Floyd, 2011  
Wes Chandler, 1982  
Gary Garrison, 1970  
Lance Alworth, 1965

### Average per Catch, Career (minimum 250 rec.)

- 19.4 Lance Alworth, 1962-70
- 18.6 Gary Garrison, 1966-76
- 17.5 Vincent Jackson, 2005-11

### Average per Catch, Season (minimum 35 rec.)

- 23.2 Lance Alworth, 1965
- 22.9 Gary Garrison, 1970
- 21.2 Gary Garrison, 1968, 1971

### Highest, Game (minimum 5 rec.)

- 36.0 Lance Alworth, Nov. 2, 1963 at New York Jets
- 33.6 Lance Alworth, Nov. 15, 1964 at Kansas City
- 32.0 Lance Alworth, Dec. 19, 1965 vs. Oakland

## RECEPTIONS

### Most Seasons Leading League

- 3 Lance Alworth, 1966, 1968, 1969
- 2 Kellen Winslow, 1980, 1981

### Most, Career

- 955 Antonio Gates, 2003-18
- 937 Keenan Allen, 2013-23, '25
- 586 Charlie Joiner, 1976-86

### Most, Season

- 108 Keenan Allen, 2023
- 107 Austin Ekeler, 2022
- 106 Keenan Allen, 2021

### Most, Game

- 18 Keenan Allen, Sept. 24, 2023 at Minnesota
- 16 Keenan Allen, Nov. 22, 2020 vs. N.Y. Jets
- 15 Austin Ekeler, Oct. 6, 2019 vs. Denver  
Keenan Allen, Sept. 13, 2015 vs. Detroit  
Kellen Winslow, Oct. 7, 1984 at Green Bay

### Most Consecutive Games With a Catch

- 96 Lance Alworth, 1962-69
- 80 Antonio Gates, 2003-08
- 78 Charlie Joiner, 1978-84
- 77 Keenan Allen, 2018-25  
Antonio Gates, 2011-16

## RECEIVING TOUCHDOWNS

### Most Seasons Leading League

- 3 Lance Alworth, 1964, 1965, 1966
- 2 John Jefferson, 1978, 1980
- 1 Tony Martin, 1996  
Wes Chandler, 1982

### Most, Career

- 116 Antonio Gates, 2003-18
- 81 Lance Alworth, 1962-70
- 62 Keenan Allen, 2013-23, '25

### Most, Season

- 14 Tony Martin, 1996  
Lance Alworth, 1965
- 13 Antonio Gates, 2004  
John Jefferson, 1978, 1980  
Lance Alworth, 1964, 1966
- 12 Antonio Gates, 2014  
Gary Garrison, 1970

### Most, Game

- 5\* Kellen Winslow, Nov. 22, 1981 at Oakland
- 4 Lance Alworth, Dec. 1, 1968 at Denver
- 3 (14x) Last: D.Woodhead, Dec. 20, 2015 vs. Mia.

### Most Consecutive Games

- 9 Antonio Gates, 2009-10  
Lance Alworth, 1963
- 7 Lance Alworth, 1967
- 6 John Jefferson, 1980  
Lance Alworth, 1964

## SCRIMMAGE YARDS

### Most Seasons Leading League

- 2 Lance Alworth, 1965, 1968
- 1 LaDainian Tomlinson, 2003

### Most, Career

- 16,445 LaDainian Tomlinson, 2001-09  
11,841 Antonio Gates, 2003-18  
10,959 Keenan Allen, 2013-23, '25

### Most, Season

- 2,370 LaDainian Tomlinson, 2003  
2,323 LaDainian Tomlinson, 2006  
2,172 LaDainian Tomlinson, 2002

### Most, Game

- 271 LaDainian Tomlinson, Dec. 1, 2002 vs. Den.  
261 Melvin Gordon, Nov. 6, 2016 vs. Tennessee  
260 LaDainian Tomlinson, Dec. 28, 2003 vs. Oak.  
Wes Chandler, Dec. 20, 1982 vs. Cincinnati

### Most Games 100 Yards or More, Career

- 79 LaDainian Tomlinson, 2001-09  
44 Lance Alworth, 1962-70  
39 Keenan Allen, 2013-23, '25

### Most Games 100 Yards or More, Season

- 14 LaDainian Tomlinson, 2006  
11 LaDainian Tomlinson, 2003  
10 Ryan Mathews, 2011  
LaDainian Tomlinson, 2004  
LaDainian Tomlinson, 2002

### Most Consecutive Games, 100 Yards or More

- 11 LaDainian Tomlinson, 2006  
6 Melvin Gordon, 2018  
Ryan Mathews, 2011  
LaDainian Tomlinson, 2007  
LaDainian Tomlinson, 2004  
5 Natrone Means, 1994  
Lydell Mitchell, 1978

### Most Games 200 Yards or More, Career

- 12 LaDainian Tomlinson, 2001-09  
5 Lance Alworth, 1962-70  
2 Lionel James, 1984-88  
Wes Chandler, 1981-87

## INTERCEPTIONS

### Most Seasons Leading League

- 1 Casey Hayward, 2016
- Eric Weddle, 2011
- Antonio Cromartie, 2007

### Most, Career

- 42 Gill Byrd, 1983-92  
29 Dick Harris, 1960-65  
26 Rodney Harrison, 1994-2002

### Most, Season

- 10 Antonio Cromartie, 2007  
9 Charlie McNeil, 1961  
8 (4x) Last: Ryan McNeil, 2001

### Most, Game

- 3 Antonio Cromartie, Nov. 11, 2007 vs. Ind.  
Dwayne Harper, Nov. 27, 1995 vs. Oakland  
Pete Shaw, Nov. 2, 1980 at Cincinnati  
Clarence Duren, Oct. 30, 1977 at Miami  
Chris Fletcher, Nov. 30, 1975 at Denver (OT)  
Joe Beauchamp, Sept. 24, 1972 vs. Denver  
Leslie "Speedy" Duncan, Sept. 25, 1966 at Oak.  
Bud Whitehead, Oct. 10, 1965 at Buffalo  
Dick Harris, Nov. 17, 1963 at Buffalo  
C.McNeil, Sept. 24, 1961 vs. Houston Oilers  
C.McNeil, Dec. 18, 1960 vs. Titans of N.Y.  
2 (87x) Last: Tarheeb Still, Dec. 1, 2024 at Atl.

### Most Consecutive Games

- 5 Charlie McNeil, 1961  
4 Greg Jackson, 1998  
Gill Byrd, 1989  
Mike Fuller, 1977  
Bryant Salter, 1972  
3 (18x) Last: Stephen Cooper, 2008

## INTERCEPTION RETURN YARDS

### Most Seasons Leading League

- 1 Vencie Glenn, 1987
- Charlie McNeil, 1961

### Most, Career

- 546 Gill Byrd, 1983-92  
502 Charlie McNeil, 1960-64  
477 Kenny Graham, 1964-69

### Most, Season

- 349 Charlie McNeil, 1961  
224 Stanley Richard, 1994  
166 Vencie Glenn, 1987

### Most, Game

- 177\* Charlie McNeil, Sept. 24, 1961 vs. Hou. Oilers  
106 Woodrow Lowe, Nov. 18, 1979 vs. Pittsburgh  
103 Vencie Glenn, Nov. 29, 1987 vs. Denver

### Longest Return

- 103t Vencie Glenn, Nov. 29, 1987 vs. Denver  
102t Donald Frank, Oct. 31, 1993 at L.A. Raiders  
100t Leslie "Speedy" Duncan, Oct. 15, 1967 vs. K.C.

## INTERCEPTION TOUCHDOWNS

### Most Seasons Leading League

- 1 Clinton Hart, 2005
- Jeffery Dale, 1985
- John Hendy, 1985
- Gill Byrd, 1984
- Woodrow Lowe, 1979
- Fred Dean, 1977
- Leroy Jones, 1977
- Kenny Graham, 1969
- Joe Beauchamp, 1968
- Earl Faison, 1964
- Henry Schmidt, 1964
- Claude Gibson, 1962
- Dick Harris, 1961

### Most, Career

- 5 Kenny Graham, 1964-69  
Dick Harris, 1960-65  
4 Woodrow Lowe, 1976-86  
3 Eric Weddle, 2007-15  
Joe Beauchamp, 1966-75

### Most, Season

- 3 Dick Harris, 1961  
2 (9x) Last: Demorrio Williams, 2012  
1 (78x) Last: Tarheeb Still, 2024

### Most, Game

- 1 (99x) Last: Tarheeb Still, Dec. 1, 2024 at Atl.

## SACKS

### Most Seasons Leading League

- 1 Shawne Merriman, 2006

### Most, Career

- 105.5 Leslie O'Neal, 1986-95  
72.0 Joey Bosa, 2016-24  
69.5 Shaun Phillips, 2004-12

### Most, Season

- 17.5 Gary Johnson, 1980  
17.0 Khalil Mack, 2023  
Shawne Merriman, 2006  
Leslie O'Neal, 1992  
Steve DeLong, 1969  
15.5 Fred Dean, 1978

### Most, Game (since 1982)

- 6.0 Khalil Mack, Oct. 1, 2023 vs. Las Vegas  
5.0 Leslie O'Neal, Nov. 16, 1986 vs. Dallas  
4.0 Tuli Tuipulotu, Sept. 28, 2025 at N.Y. Giants  
Antwan Barnes, Dec. 18, 2011 vs. Baltimore  
Shaun Phillips, Oct. 3, 2010 vs. Arizona  
Leslie O'Neal, Oct. 22, 1995 at Seattle  
Leslie O'Neal, Dec. 6, 1992 at Phoenix  
Leslie O'Neal, Dec. 22, 1991 vs. Denver

## PUNTS

### Most Seasons Leading League

- 1 Paul Maguire, 1962

### Most, Career

- 771 Darren Bennett, 1995-2003  
756 Mike Scifres, 2003-15  
519 Dennis Pardee, 1968-75

### Most, Season

- 95 Darren Bennett, 1998  
92 Darren Bennett, 2000  
89 Darren Bennett, 1997, 1999

### Most, Game

- 11 (5x), Last: D.Bennett, Oct. 11, 1998 at Oak.  
10 (10x) Last: D.Kaser, Nov. 12, 2017 at Jax.  
9 (14x), Last: D.Kaser, Dec. 24, 2017 at N.Y. Jets

## PUNT YARDS

### Most Seasons Leading League

- 1 Paul Maguire, 1962

### Most, Career

- 34,152 Mike Scifres, 2003-15  
33,776 Darren Bennett, 1995-2003  
21,417 Dennis Pardee, 1968-75

### Most, Season

- 4,248 Darren Bennett, 2000  
4,174 Darren Bennett, 1998  
3,972 Darren Bennett, 1997

### Most, Game

- 522 Darren Bennett, Oct. 11, 1998 at Oakland  
493 Mike Scifres, Nov. 18, 2012 at Denver  
492 Dennis Pardee, Nov. 10, 1974 at Kansas City

### Longest Punt

- 83 JK Scott, Dec. 10, 2023 vs. Denver  
82 Paul Maguire, Nov. 19, 1961 vs. Dallas Texans  
73 Dennis Pardee, Oct. 17, 1971 at Denver

## PUNTING AVERAGE

### Most Seasons Leading League (min. 50 punts)

- 1 Darren Bennett, 2000

### Highest, Career (minimum 100 punts)

- 47.4 Drew Kaser, 2016-18  
46.5 Ty Long, 2019-21  
45.9 JK Scott, 2022-25  
45.2 Mike Scifres, 2003-15

### Highest, Season (minimum 50 punts)

- 48.3 Mike Scifres, 2012  
48.1 Drew Kaser, 2017  
46.8 Ty Long, 2020

### Highest, Game (minimum 4 punts)

- 59.5 Mike Scifres, Oct. 17, 2010 at St. Louis  
Darren Bennett, Oct. 1, 1995 at Pittsburgh  
57.4 JK Scott, Dec. 10, 2023 vs. Denver  
57.3 JK Scott, Oct. 27 2024 vs. New Orleans

## PUNT RETURN YARDS

### Most Seasons Leading League

- 1 Leslie "Speedy" Duncan, 1965

### Most, Career

- 2,388 Eric Fuller, 1975-80  
1,651 Leslie "Speedy" Duncan, 1964-70  
1,407 Darrien Gordon, 1993-96

### Most, Season

- 537 Darrien Gordon, 1996  
489 Eric Metcalf, 1997  
475 Darrien Gordon, 1994

### Most, Game

- 168 Eric Metcalf, Nov. 2, 1997 at Cincinnati  
136 Mike Fuller, Nov. 21, 1976 at Buffalo  
133 Andre Coleman, Sept. 17, 1995 at Philadelphia

### Longest Return

- 95t Leslie "Speedy" Duncan, Nov. 24, 1968 vs. NYJ  
90t Darrien Gordon, Sept. 25, 1994 at L.A. Raiders  
88t Andre Coleman, Sept. 17, 1995 at Philadelphia  
Mike Fuller, Oct. 9, 1977 at New Orleans

## PUNT RETURN AVERAGE

### Most Seasons Leading League (min. 20 ret.)

- 1 Derius Davis, 2023
- Ron Smith, 1973
- Leslie "Speedy" Duncan, 1965

### Highest, Career (minimum 50 ret.)

- 13.7 Darrien Gordon, 1993-96
- 12.0 Leslie "Speedy" Duncan, 1964-70
- 11.3 Mike Fuller, 1975-80

### Highest, Season (minimum 20 ret.)

- 16.0 Derius Davis, 2023
- 15.5 Leslie "Speedy" Duncan, 1965
- 14.9 Darrien Gordon, 1996

## PUNT RETURN TOUCHDOWNS

### Most Seasons Leading League

- 2 Leslie "Speedy" Duncan, 1965, 1966
- 1 Derius Davis, 2023
- Desmond King, 2018
- Eric Metcalf, 1997
- Andre Coleman, 1995
- Darrien Gordon, 1994
- Nate Lewis, 1990
- Kitrick Taylor, 1990
- Ron Smith, 1973

### Most, Career

- 4 Leslie "Speedy" Duncan, 1964-70
- 3 Eric Metcalf, 1997
- Darrien Gordon, 1993-96
- 2 (5x) Last: Desmond King, 2017-19

### Most, Season

- 3 Eric Metcalf, 1997
- 2 (3x) Last: Darrien Gordon, 1994
- 1 (20x) Last: Derius Davis, 2023

### Most, Game

- 2\* Eric Metcalf, Nov. 2, 1997 at Cincinnati
- 1 (26x) Last: Derius Davis, Nov. 6, 2023 at NYJ

## PUNT RETURNS

### Most, Career

- 212 Mike Fuller, 1975-80
- 138 Leslie "Speedy" Duncan, 1964-70
- 124 Lionel James, 1984-88

### Most, Season

- 46 Mike Fuller, 1979
- 45 Eric Metcalf, 1997
- 39 Mike Fuller, 1978

### Most, Game

- 8 (4x) Last: Leon Johnson, Dec. 7, 2003 at Det.
- 7 (4x) Last: M.Fuller, Dec. 17, 1978 at Hou. Oilers
- 6 (9x) Last: J.Herndon, Dec. 20, 2015 vs. Mia.

### Most Fair Catches, Season

- 29 Derius Davis, 2023
- 25 Travis Benjamin, 2017
- 24 Kenny Graham, 1969

### Most Fair Catches, Game

- 6 Derius Davis, Dec. 10, 2023 vs. Denver
- Phil McConkey, Dec. 17, 1989 at Kansas City
- 5 Travis Benjamin, Oct. 22, 2017 vs. Denver
- Jeff Graham, Sept. 3, 2000 at Oakland
- Kenny Graham, Oct. 4, 1969 vs. Cincinnati

## KICKOFF RETURN YARDS

### Most Seasons Leading League

- 1 Ronney Jenkins, 2001
- Lionel James, 1984
- James Brooks, 1982

### Most, Career

- 6,469 Darren Sproles, 2005-10
- 3,997 Ronney Jenkins, 2000-02
- 3,914 Andre Coleman, 1994-96

### Most, Season

- 1,541 Ronney Jenkins, 2001
- 1,531 Ronney Jenkins, 2000
- 1,528 Darren Sproles, 2005

### Most, Game

- 250 Ronney Jenkins, Nov. 18, 2001 at Oakland
- 221 Ronney Jenkins, Sept. 10, 2000 vs. N.O.
- 215 Richard Goodman, Jan. 1, 2012 at Oakland

### Longest Return

- 105t Richard Goodman, Jan. 1, 2012 at Oakland
- 103t Darren Sproles, Sept. 14, 2008 at Denver
- Keith Lincoln, Sept. 16, 1962 vs. Titans of N.Y.
- 101t Andre Roberts, Jan. 2, 2022 vs. Denver

## KICKOFF RETURN AVERAGE

### Most Seasons Leading League (min. 10 ret.)

- 1 Jimmy Warren, 1964

### Highest, Career (minimum 75 ret.)

- 25.3 Leslie "Speedy" Duncan, 1964-70
- 25.1 Darren Sproles, 2005-10
- 24.2 Ronney Jenkins, 2000-02

### Highest, Season (minimum 10 ret.)

- 32.8 Andre Roberts, 2021
- 29.7 Antonio Cromartie, 2006
- 28.9 Nasir Adderley, 2020

## KICKOFF RETURN TOUCHDOWNS

### Most Seasons Leading League

- 2 Anthony Miller, 1988, 1989
- 1 Richard Goodman, 2011
- Ronney Jenkins, 2001
- Andre Coleman, 1995
- Nate Lewis, 1991
- Jamie Holland, 1988
- Keith Lincoln, 1962

### Most, Career

- 4 Andre Coleman, 1994-96
- 3 Ronney Jenkins, 2000-02
- 2 Darren Sproles, 2005-10
- Anthony Miller, 1988-93

### Most, Season

- 2 Ronney Jenkins, 2001
- Andre Coleman, 1995
- Andre Coleman, 1994
- 1 (14x) Last: Andre Roberts, 2021

### Most, Game

- 1 (20x) Last: A.Roberts, Jan. 2, 2022 vs. Den.

## KICKOFF RETURNS

### Most Seasons Leading League

- 1 Lionel James, 1984
- James Brooks, 1982

### Most, Career

- 258 Darren Sproles, 2005-10
- 166 Andre Coleman, 1994-96
- 165 Ronney Jenkins, 2000-02

### Most, Season

- 67 Ronney Jenkins, 2000
- 63 Darren Sproles, 2005
- 62 Andre Coleman, 1995

### Most, Game

- 8 (5x) Last: Darren Sproles, Oct. 26, 2008 at N.O. in London
- 7 (14x) Last: D.Davis, Dec. 15, 2024 vs. T.B.
- 6 (36x) Last: R.Goodman, Jan. 1, 2012 at Oak.

## COMBINED KICK & PUNT RETURN YARDS

### Most Seasons Leading League

- 1 James Brooks, 1982
- Leslie "Speedy" Duncan, 1965

### Most, Career

- 7,404 Darren Sproles, 2005-10
- 5,037 Leslie "Speedy" Duncan, 1964-70
- 4,240 Andre Coleman, 1994-96

### Most, Season

- 1,737 Andre Coleman, 1995
- 1,636 Darren Sproles, 2005
- 1,625 Darren Sproles, 2008

## COMBINED KICK & PUNT RETURNS

### Most Seasons Leading League

- 1 Leslie "Speedy" Duncan, 1965

### Most, Career

- 372 Darren Sproles, 2005-10
- 289 Mike Fuller, 1975-80
- 272 Leslie "Speedy" Duncan, 1964-70

### Most, Season

- 90 Andre Coleman, 1995
- 81 Darren Sproles, 2005
- 80 Darren Sproles, 2009

## SERVICE

### Most Seasons

- 17 David Binn, 1994-2010
- 16 Philip Rivers, 2004-19
- Antonio Gates, 2003-18
- 15 Dan Fouts, 1973-87
- Russ Washington, 1968-82
- 14 Don Macek, 1976-89
- Doug Wilkerson, 1971-84

### Most Games

- 256 David Binn, 1994-2010
- 236 Antonio Gates, 2003-18
- 228 Philip Rivers, 2004-19
- 200 Junior Seau, 1990-2002
- Russ Washington, 1968-82

### Most Consecutive Games

- 225 Philip Rivers, 2005-19
- 179 David Binn, 1994-10
- 178 Russ Washington, 1968-80

### Most Consecutive Starts

- 224 Philip Rivers, 2006-19
- 148 Russ Washington, 1970-80
- 140 Walt Sweeney, 1964-73

# TEAM RECORDS

\*NFL Record | †strike-shortened 1982 season

## GAMES WON

### Most, Season

- 14 2006
- 13 2009
- 12 1961, 1979, 2004, 2018

### Fewest, Season

- 1 2000
- 2 1973, 1975
- 4 1962, 1972, 1986, 1991, 1997, 2003, 2015

### Most Consecutive

- 15 Nov. 27, 1960-Dec. 3, 1961
- 11 (3x) Last: Oct. 25, 2009-Jan. 3, 2010
- 8 (7x) Last: Oct. 25, 2004-Dec. 13, 2004

### Most Consecutive at Home

- 10 Nov. 5, 1978-Nov. 25, 1979
- 9 (3x) Last: Sept. 17, 2006-Sept. 9, 2007
- 8 (4x) Last: Sept. 17, 2006-Dec. 31, 2006

### Most Consecutive on Road

- 11 Oct. 2, 1960-Nov. 12, 1961
- 6 (4x) Last: Oct. 14, 2018 -Dec. 30, 2018
- 5 (5x) Last: Oct. 14, 2018 -Dec. 13, 2018

### Most Consecutive at Start of Season

- 11 1961
- 6 1994
- 4 1966, 1980, 2002

## GAMES LOST

### Most, Season

- 15 2000
- 12 1975, 1986, 1991, 1997, 2003, 2015, 2023
- 11 1973, 1998, 2001, 2016, 2019

### Fewest, Season

- 2 1961, 1965, 2006
- 3 2009, 1963, 1982†
- 4 1960, 1979, 2004, 2018

### Most Consecutive

- 11 (2x) Last: Sept. 3, 2000-Nov. 19, 2000
- 9 (5x) Last: Dec. 4, 2016-Oct. 1, 2017
- 8 (9x) Last: Dec. 4, 2016-Sept. 24, 2017

### Most Consecutive at Home

- 7 Nov. 13, 2016-Oct. 1, 2017
- 6 (2x) Last: Nov. 13, 2016-Sept. 24, 2017
- 5 (11x) Last: Nov. 12, 2023-Jan. 7, 2024

### Most Consecutive on Road

- 11 Oct. 6, 1985-Oct. 26, 1986
- 8 (4x) Last: Sept. 3, 2000-Dec. 17, 2000
- 7 (7x) Last: Nov. 10, 2002-Oct. 5, 2003

### Most Consecutive on Road w/o Victory (Ties incl.)

- 14 Nov. 22, 1970-Nov. 19, 1972

## POINTS

### Most Seasons Leading League

- 6 1963, 1965, 1981, 1982, 1985, 2006

### Most, Season

- 492 2006
- 478 1981
- 474 2021

### Most, Game

- 58 Dec. 22, 1963 vs. Denver
- 55 Nov. 22, 1981 at Oakland
- Oct. 20, 1968 vs. Denver
- 54 Nov. 19, 2017 vs. Buffalo

### Most Game, Both Teams

- 98 Dec. 8, 1985 vs. Pittsburgh
- 93 Dec. 18, 1960 vs. Titans of New York
- 90 Nov. 12, 2006 at Cincinnati

### Most, Half

- 42 Nov. 12, 2006 at Cincinnati (2nd half)
- 41 Nov. 5, 1961 vs. Titans of N.Y. (2nd half)
- 37 Nov. 19, 2017 vs. Buffalo (1st half)

### Most, Quarter

- 28 Nov. 25, 2018 vs. Arizona (2nd quarter)
- Nov. 15, 1964 at K.C. (2nd quarter)
- Nov. 5, 1961 vs. Titans of N.Y. (3rd quarter)
- Sept. 24, 1961 vs. Houston Oilers (2nd quarter)

### Most, Quarter, Both Teams

- 41 Nov. 21, 2021 vs. Pittsburgh (4th quarter)
- Oct. 10, 2021 vs. Cleveland (4th quarter)
- 38 Dec. 26, 2021 at Houston (4th quarter)
- Sept. 14, 2008 at Denver (2nd quarter)
- Oct. 19, 1986 at Kansas City (2nd quarter)
- Oct. 6, 1963 at Denver (2nd quarter)
- Oct. 7, 1961 at Boston (2nd quarter)

### Fewest, Season

- 188 1973
- 189 1975
- 212 1974

### Fewest, Game

- 0 (29x) Last: Dec. 6, 2020 vs. New England

### Most Consecutive Games Not Shutout

- 240 Nov. 7, 1999-Nov. 2, 2014
- 114 Oct. 4, 1992-Oct. 24, 1999
- 105 Sept. 7, 1962-Oct. 26, 1969
- 98 Nov. 16, 2014-Nov. 29, 2020

## TOUCHDOWNS

### Most Seasons Leading League

- 6 1963, 1979, 1981, 1982, 1985, 2006

### Most, Season

- 61 1981
- 60 1985
- 59 2006

### Most, Game

- 8 Dec. 8, 1985 vs. Pittsburgh
- Nov. 22, 1981 at Oakland
- 7 (9x) Last: Oct. 10, 2021 vs. Cleveland
- 6 (37x) Last: Dec. 8, 2019 at Jacksonville

### Fewest, Season

- 22 1973, 1975
- 23 1998
- 25 1977, 1999

## POINTS AFTER TOUCHDOWN

### Most Seasons Leading League

- 5 1965, 1981, 1982, 1985, 2006

### Most, Season

- 58 2006
- 55 1981
- 54 2004

### Most, Game

- 7 (7x) Last: Dec. 28, 2008 vs. Denver
- 6 (30x) Last: Dec. 8, 2019 at Jacksonville
- 5 (54x) Last: Nov. 12, 2023 vs. Detroit

### Fewest, Season

- 19 1973, 1998
- 20 1975
- 21 1977

## TWO-POINT CONVERSIONS

### Most Seasons Leading League

- 4 2008, 2010, 2018, 2021

### Most, Season

- 7 2021
- 6 2018
- 3 1994, 2024

### Most, Game (since 1994)

- 2 Dec. 2, 2018 at Pittsburgh
- Sept. 9, 2018 vs. Kansas City
- Oct. 25, 2015 vs. Oakland
- 1 (43x) Last: Sept. 28, 2025 at N.Y. Giants

### Most Attempts, Season

- 11 2021
- 8 2018
- 7 1994

### Most Attempts, Game (since 1994)

- 3 Dec. 26, 2021 at Houston
- Sept. 9, 2018 vs. Kansas City
- Sept. 4, 1994 at Denver
- 2 (7x) Last: Dec. 19, 2024 vs. Denver
- 1 (54x) Last: Sept. 28, 2025 at N.Y. Giants

## FIELD GOALS

### Most Seasons Leading League

- 2 1994, 2009

### Most, Season

- 39 2024
- 34 1994, 2013
- 32 2009

### Most, Game

- 6 (3x) Last: Oct. 5, 1997 at Oakland
- 5 (14x) Last: Oct. 12, 2025 at Miami
- 4 (41x) Last: Jan. 5, 2025 at Las Vegas

### Most Attempts, Season

- 43 2001
- 42 2024
- 40 1993

### Most Attempts, Game

- 7 Oct. 8, 1966 at N.Y. Jets
- 6 (6x) Last: Nov. 19, 2017 vs. Buffalo
- 5 (31x) Last: Oct. 12, 2025 at Miami

### Most, Game, Both Teams

- 9 Sept. 29, 1996 vs. Kansas City
- 8 Nov. 3, 1996 at Indianapolis
- Nov. 9, 1975 vs. New England
- 7 (18x) Last: Oct. 12, 2025 at Miami

### Most Attempts, Game, Both Teams

- 10 (4x) Last: Dec. 12, 1999 vs. Seattle
- 9 (3x) Last: Dec. 1, 2002 vs. Denver
- 8 (25x) Last: Oct. 12, 2025 at Miami

### Fewest Made, Season

- 6 1974
- 10 1976
- 12 1964, 1970, 1973, 1975

### Fewest Attempts, Season

- 16 1974
- 19 1970
- 20 1962, 1976, 1988, 2003

## FIRST DOWNS

### Most Seasons Leading League (Total)

7 1965, 1969, 1980, 1981, 1982, 1983, 1985

### Most, Season

401 2021  
380 1985  
379 1981

### Most, Game

35 Oct. 19, 1986 at Kansas City  
34 Nov. 18, 1984 vs. Miami (OT)  
Dec. 20, 1982 vs. Cincinnati  
33 Nov. 21, 2021 vs. Pittsburgh  
Sept. 9, 2018 vs. Kansas City  
Sept. 15, 2013 at Philadelphia  
Oct. 31, 2004 vs. Oakland

### Most, Game, Both Teams

62 Sept. 15, 1985 vs. Seattle  
60 Sept. 10, 2023 vs. Miami  
58 Dec. 29, 2002 vs. Seattle (OT)  
Sept. 22, 1985 at Cincinnati  
Nov. 18, 1984 vs. Miami (OT)

### Fewest, Season

198 1973, 1975  
208 1961  
217 1962

### Fewest, Game

3 Nov. 30, 1975 at Denver (OT)  
5 Nov. 16, 2003 at Denver  
Oct. 5, 1970 vs. Oakland  
6 Dec. 24, 2000 vs. Pittsburgh  
Nov. 22, 1987 at Seattle

### Most Seasons Leading League (Rushing)

3 1963, 1965, 2006

### Most by Rushing, Season

137 2006  
131 2004  
127 1965, 1981

### Most by Rushing, Game

19 Nov. 27, 1960 vs. Oakland  
18 Oct. 3, 1965 vs. Houston Oilers  
17 (4x) Last: Sept. 10, 2023 vs. Miami

### Fewest by Rushing, Game

0 Dec. 5, 2010 vs. Oakland  
Nov. 14, 1999 at Oakland  
1 (19x) Last: Dec. 15, 2024 vs. Tampa Bay  
2 (54x) Last: Oct. 16, 2023 vs. Dallas

### Most Seasons Leading League (Passing)

7 1968, 1971, 1980, 1981, 1982, 1983, 1985

### Most by Passing, Season

259 1985  
256 2021  
244 1980

### Most by Passing, Game

27 Sept. 15, 1985 vs. Seattle  
26 Oct. 18, 2015 at Green Bay  
23 Dec. 20, 1982 vs. Cincinnati  
Oct. 19, 1980 vs. N.Y. Giants

### Fewest by Passing, Season

89 1975  
93 1973  
110 1961

### Fewest by Passing, Game

0 Sept. 20, 1998 at Kansas City  
1 Nov. 30, 1975 at Denver (OT)  
2 (3x) Last: Nov. 16, 2003 at Denver

### Most Seasons Leading League (Penalty)

2 1960, 1970

### Most by Penalty, Season

39 2013, 2019  
37 2004, 2014  
36 2016, 2020

### Most by Penalty, Game

7 Oct. 17, 2022 vs. Denver (OT)  
Nov. 13, 2016 vs. Tennessee  
Nov. 15, 1998 vs. Baltimore  
Nov. 30, 1997 vs. Denver  
6 (5x) Last: Nov. 30, 2014 at Baltimore  
5 (23x) Last: Nov. 21, 2021 vs. Pittsburgh

### Fewest by Penalty, Season

11 1975  
12 1964  
13 1968

## NET YARDS GAINED

### Most Seasons Leading League

8 1963, 1965, 1980, 1981, 1982, 1983, 1985, 2010

### Most, Season

6,744 1981  
6,634 2021  
6,535 1985

### Most, Game

661 Dec. 20, 1982 vs. Cincinnati  
593 Nov. 10, 1985 vs. L.A. Raiders  
581 Oct. 20, 1968 vs. Denver

### Most, Game, Both Teams

1,102 Dec. 20, 1982 vs. Cincinnati  
1,057 Oct. 20, 1968 vs. Denver  
1,050 Sept. 15, 2013 at Philadelphia

### Fewest, Season

3,411 1975  
3,622 1973  
3,953 1970

### Fewest, Game

70 Nov. 2, 1969 at Denver  
93 Oct. 5, 1975 vs. Oakland  
96 Nov. 16, 2003 at Denver

### Most Total Offensive Plays, Season

1,154 1984, 2022  
1,135 1980  
1,129 1981

### Fewest Total Offensive Plays, Season

617 1982<sup>†</sup>  
753 1963  
759 1964

## RUSHING

### Most Seasons Leading League (Attempts)

1 1965

### Most Attempts, Season

590 1978  
525 2004  
522 2006

### Most Attempts, Game

58 Nov. 20, 1977 vs. Oakland  
53 Dec. 16, 2007 vs. Detroit  
Sept. 10, 1978 vs. Oakland  
Dec. 3, 1972 vs. Oakland  
52 Nov. 27, 1960 vs. Oakland

### Fewest Attempts, Season

267 1982<sup>†</sup>  
351 2000  
361 1966

### Most Seasons Leading League (Yards)

2 1963, 1965

### Most Yards, Season

2,578 2006  
2,257 1990  
2,248 1991

### Most Yards, Game

289 Dec. 28, 2008 vs. Denver  
287 Oct. 13, 1963 vs. N.Y. Jets  
274 Dec. 16, 2007 vs. Detroit

### Fewest Yards, Game

2 Dec. 17, 1961 vs. Boston  
3 Nov. 19, 1961 vs. Dallas Texans  
11 Nov. 20, 1960 vs. Buffalo

### Most Seasons Leading League (Touchdowns)

4 1961, 1981, 1982, 2006

### Most Touchdowns, Season

32 2006  
26 1981  
25 1979

### Fewest Touchdowns, Season

4 2012, 2015  
5 1997  
6 2014

### Most Touchdowns, Game

5 (4x) Last: Dec. 28, 2008 vs. Denver  
4 (22x) Last: Dec. 25, 2009 at Tennessee  
3 (49x) Last: Sept. 10, 2023 vs. Miami

## RUSHING AVERAGE

### Most Seasons Leading League

6 1960, 1963, 1965, 1969, 1991, 2003

### Most, Season

5.6 1963  
5.1 2003  
5.0 2025  
4.9 2006

### Highest, Game

11.69 Sept. 28, 2025 at N.Y. Giants  
8.52 Dec. 24, 1967 vs. N.Y. Jets  
8.44 Dec. 22, 1963 vs. Denver

## PASSING

### Most Seasons Leading League (Attempts)

3 1968, 1984, 1985

### Most Attempts, Season

711 2022

674 2021

667 2015

### Most Attempts, Game

65 Oct. 18, 2015 at Green Bay

Oct. 19, 1986 at Kansas City

64 Jan. 9, 2022 at Las Vegas (OT)

58 Oct. 25, 2015 vs. Oakland

Dec. 22, 1985 at Kansas City

### Fewest Attempts, Season

337 1975

338 1982†

349 1974

### Fewest Attempts, Game

6 Dec. 19, 2004 at Cleveland

10 Dec. 18, 1988 vs. Kansas City

11 (2x) Last: Oct. 28, 2007 vs. Houston

### Most Seasons Leading League (Completions)

3 1983, 1984, 1985

### Most Completions, Season

485 2022

443 2021

442 2015

### Most Completions, Game

43 Oct. 18, 2015 at Green Bay

41 Sept. 24, 2023 at Minnesota

39 Dec. 11, 2022 vs. Miami

### Fewest Completions, Game

1 at Kansas City Sept. 20, 1998

3 vs. Oakland Oct. 5, 1975

4 at Cleveland Dec. 19, 2004

vs. Kansas City Nov. 2, 1986

### Most Seasons Leading League (Net Yards)

11 1965, 1968, 1971, 1978, 1979, 1980, 1981, 1982,  
1983, 1985, 2017

### Most Net Yards Gained, Season

4,870 1985

4,800 2021

4,739 1981

### Most Net Yards Gained, Game

494 Sept. 15, 1985 vs. Seattle

488 Oct. 18, 2015 at Green Bay

486 Dec. 20, 1982 vs. Cincinnati

### Fewest Net Yards Gained, Season

1,610 1975

1,808 1973

2,244 1977

### Fewest Net Yards Gained, Game

-22 Oct. 5, 1975 vs. Oakland

-19 Sept. 20, 1998 at Kansas City

7 Sept. 16, 1973 at Washington

## Most Seasons Leading League (Touchdowns)

5 1971, 1981, 1982, 1985, 2008

### Most Touchdowns, Season

38 2021

37 1985

34 1981, 2008

### Fewest Touchdowns, Season

7 1975

9 1973

11 1977, 1988, 1998

### Most Touchdowns, Game

7\* Nov. 22, 1981 at Oakland

5 (9x) Last: Oct. 31, 2004 vs. Oakland

4 (35x) Last: Nov. 12, 2023 vs. Detroit

### Most Seasons Leading League (Fewest INTs)

3 1966, 2004, 2024

### Most Had Intercepted, Season

34 1962, 1998

33 1968, 1983, 1986

30 1964, 1973, 1978, 1985, 2000

### Most Had Intercepted, Game

7 Dec. 13, 1998 at Seattle

Dec. 8, 1968 vs. Kansas City

6 (6x) Last: Oct. 24, 1999 vs. Green Bay

5 (14x) Last: Dec. 27, 1987 at Denver

### Fewest Had Intercepted, Season

3 2024

8 2004, 2023

9 2006

## SACKED ATTEMPTING TO PASS

### Most Seasons Leading League (Least Sacked)

5 1963, 1964, 1967, 1968, 2017

### Most Times, Season

57 1970

53 2000

51 1997

### Fewest Times, Season

11 1967

12 1982†

18 1968, 2017

### Most Times Sacked Opponent, Season

62 1986

61 2006

60 1980

### Most Times Sacked Opponent, Game

11 Dec. 23, 2012 at N.Y. Jets

Nov. 16, 1986 vs. Dallas

10 Sept. 24, 1978 vs. Green Bay

9 (5x) Last: Dec. 24, 2016 at Cleveland

## INTERCEPTIONS

### Most Seasons Leading League (Interceptions)

3 1961, 2007, 2016

### Most, Season

49\* 1961

31 1969

30 1964, 2007

### Most, Game

6 (6x) Last: Nov. 11, 2007 vs. Indianapolis

5 (9x) Last: Nov. 19, 2017 vs. Buffalo

4 (31x) Last: Dec. 1, 2024 at Atlanta

### Most, Game, Both Teams

10 Dec. 13, 1998 at Seattle

9 Sept. 21, 1980 at Denver

Nov. 1, 1964 at Oakland

8 (11x) Last: Nov. 11, 2007 vs. Indianapolis

### Fewest, Season

7 2014

9 1970, 2023

10 2005

### Most Consecutive Games

46\* 1960-63

### Most Seasons Leading League (Return Yards)

2 1961, 1964

### Most Yards Returned, Season

929\* 1961

562 1979

499 1984

### Most Yards Returned, Game

194 Sept. 24, 1961 vs. Houston Oilers

174 Oct. 29, 1961 vs. Denver

171 Nov. 18, 1979 vs. Pittsburgh

### Fewest Yards Returned, Season

31 2023

65 2014

90 1970

### Most Seasons Leading League (Return TDs)

1 1961

### Most Touchdowns by Returns, Season

9\* 1961

5 2012

4 1984, 2000

### Most Touchdowns by Returns, Game

2 Nov. 28, 2010 at Indianapolis

Oct. 29, 1961 vs. Denver

1 (94x) Last: Dec. 1, 2024 at Atlanta

## PUNTS

### Most, Season

95 1998  
92 2000  
90 1997

### Most, Game

11 (5x) Last: Oct. 11, 1998 at Oakland  
10 (11x) Last: Nov. 12, 2017 at Jacksonville  
9 (12x) Last: Dec. 24, 2017 at N.Y. Jets

### Fewest, Season

23 1982<sup>†</sup>  
45 1972  
47 2011

### Fewest, Game

0 (8x) Last: Sept. 19, 2021 vs. Dallas  
1 (39x) Last: Jan. 5, 2025 at Las Vegas  
2 (89x) Last: Oct. 12, 2025 at Miami

### Fewest, Game, Both Teams

1 (3x) Last: Sept. 19, 2021 vs. Dallas  
2 (9x) Last: Dec. 16, 2021 vs. Kansas City  
3 (19x) Last: Dec. 15, 2024 vs. Tampa Bay

## PUNT YARDS

### Most Seasons Leading League (Yards)

1 1962

### Most, Season

4,248 2000  
4,174 1998  
3,972 1997

### Most, Game

522 Oct. 11, 1998 at Oakland  
493 Nov. 18, 2012 at Denver  
492 Nov. 10, 1974 at Kansas City

### Fewest, Season

868 1982<sup>†</sup>  
1,813 1972  
2,123 2021

### Most Seasons Leading League (Average)

4 1960, 1969, 1987, 2000

### Highest Average, Season

49.8 2025  
48.1 2017  
47.5 2011  
47.0 2019

### Lowest Average, Season

36.3 1978  
36.5 1979  
36.8 1975

## PUNT RETURNS

### Most Seasons Leading League (Returns)

1 1965

### Most, Season

57 1978  
52 1979  
49 2003

### Most, Game

8 (4x) Last: Dec. 7, 2003 at Detroit  
7 (7x) Last: Dec. 7, 1978 at Houston  
6 (13x) Last: Dec. 20, 2015 vs. Miami

### Fewest, Season

12 1982<sup>†</sup>  
18 2021  
20 2015

### Most Seasons Leading League (Fair Catches)

4 1968, 1969, 1991, 2024

### Most Fair Catches, Season

32 1969  
31 2024  
29 2023

### Most Fair Catches, Game

6 (3x) Last: Dec. 10, 2023 vs. Denver  
5 (3x) Last: Sept. 3, 2000 at Oakland  
4 (16x) Last: Sept. 21, 2025 vs. Denver

### Fewest Fair Catches, Season

0 1960, 1961, 1962, 1963, 1964, 1965, 1975  
1 1976  
3 1977

## PUNT RETURN YARDS

### Most Seasons Leading League (Return Yards)

1 1965

### Most, Season

590 1978  
559 1996  
542 1998

### Most, Game

168 Nov. 2, 1997 at Cincinnati  
151 Sept. 20, 1965 vs. Kansas City  
139 Nov. 5, 1961 vs. Titans of N.Y.

### Fewest, Season

84 2015  
100 2020  
107 2021

### Most Seasons Leading League (Average)

3 1965, 1966, 1973

### Highest Average, Season

16.0 2023  
15.5 1961  
14.7 1996

### Lowest Average, Season

4.2 2015  
5.4 2019  
5.6 1970, 2020

## PUNT RETURN TOUCHDOWNS

### Most Seasons Leading League

8 1965, 1973, 1990, 1994, 1995, 1997, 2018, 2023

### Most, Season

3 1997  
2 1965, 1973, 1990, 1994  
1 (17x) Last: 2023

### Most, Game

2<sup>†</sup> Nov. 2, 1997 at Cincinnati  
1 (26x) Last: Nov. 6, 2023 at N.Y. Jets

## KICKOFF RETURNS

### Most Seasons Leading League

2 1982, 2003

### Most, Season

84 2003  
83 2000  
75 1997

### Most, Game

9 (7x) Last: Nov. 3, 2002 vs. N.Y. Jets  
8 (15x) Last: Oct. 26, 2008 at N.O. in London  
7 (52x) Last: Dec. 15, 2024 vs. Tampa Bay

### Most, Game, Both Teams

17 Dec. 8, 1985 vs. Pittsburgh  
16 Dec. 18, 1960 vs. Titans of New York  
15 (3x) Last: Oct. 2, 1983 at N.Y. Giants

## KICKOFF RETURN YARDS

### Most Seasons Leading League (Return Yards)

1 1962

### Most, Season

1,804 2003  
1,792 2000  
1,716 2001

### Most, Game

269 Nov. 18, 2001 at Oakland  
242 Oct. 21, 1973 vs. Atlanta  
232 Dec. 13, 1964 vs. Kansas City

### Fewest, Season

390 2023  
474 2017  
508 2016

### Most Seasons Leading League (Average)

3 1988, 1990, 2001

### Highest Average, Season

27.6 2024  
26.0 2001  
25.7 2025  
25.6 2011

### Lowest Average, Season

16.5 1961  
17.5 1986  
18.0 1992

## KICKOFF RETURN TOUCHDOWNS

### Most Seasons Leading League

6 1988, 1989, 1991, 1995, 2001, 2011

### Most, Season

2 1988, 1994, 1995, 2001  
1 1962, 1985, 1989, 1991, 1997, 2000, 2004, 2007, 2008, 2011, 2012, 2021

### Most, Game

1 (20x) Last: Jan. 2, 2022 vs. Denver

## PENALTIES

### Most, Season

137 1998  
129 1997  
128 1981

### Most, Game

19 Nov. 16, 1997 at Kansas City  
16 Nov. 15, 1998 vs. Baltimore  
15 Nov. 3, 1997 at Indianapolis

### Fewest, Season

63 1969  
64 1982<sup>†</sup>  
68 1966

### Fewest, Game

0 (5x) Last: Oct. 9, 2011 at Denver  
1 (31x) Last: Jan. 7, 2024 vs. Kansas City  
2 (42x) Last: Dec. 19, 2024 vs. Denver

### Most Seasons Leading League (Fewest Penalty Yds)

1 1976

### Most Yards, Season

1,229 1998  
1,101 1997  
1,039 1988

### Most Yards, Game

148 Oct. 13, 1963 vs. N.Y. Jets  
146 Nov. 15, 1998 vs. Baltimore  
Nov. 16, 1997 at Kansas City  
138 Nov. 16, 1981 at Seattle

## FUMBLES

### Most Seasons Leading League (Fewest Fumbles)

4 1963, 1966, 1993, 2021

### Most, Season

44 1985

42 1983

40 1972, 1973, 1980

### Most, Game

9 Sept. 24, 1978 vs. Green Bay

7 Sept. 30, 1973 vs. Cincinnati

6 (5x) Last: Dec. 13, 1987 vs. Pittsburgh

### Most by Opponent, Game

9 Nov. 15, 1964 at Kansas City

7 (3x) Last: Sept. 9, 2001 vs. Washington

6 (6x) Last: Dec. 9, 1995 vs. Arizona

### Most, Game, Both Teams

11 (3x) Last: Oct. 13, 1985 vs. Kansas City

10 (5x) Last: Nov. 25, 1990 vs. Seattle

9 (7x) Last: Sept. 9, 2001 vs. Washington

### Fewest, Season

10 2021

13 1993

14 2009, 2013

### Most Seasons Leading League (Fewest Lost Fum.)

5 1963, 1966, 1970, 1979, 1993

### Most Lost, Season

22 1980, 1981, 1983

21 1973, 1978

20 1972, 1987, 2000

### Most Lost, Game

6 Sept. 24, 1978 vs. Green Bay

4 (11x) Last: Dec. 14, 2023 at Las Vegas

3 (41x) Last: Nov. 26, 2023 vs. Baltimore

### Most Own Recovered, Season

25 1985

21 1979

20 1972, 1973, 1975, 1983

### Most Own Recovered, Game

5 (5x) Last: Dec. 26, 1999 vs. Oakland

4 (7x) Last: Sept. 14, 2014 vs. Seattle

3 (43x) Last: Nov. 6, 2023 at N.Y. Jets

### Fewest Own Recovered, Season

3 2021

4 1963, 2013

7 1989, 2009

### Most Opponents Recovered, Season

22 1986

18 1973, 1979, 1980, 1981, 2007

17 1960, 1961, 1963, 1983, 1984

### Fewest Opponents Recovered, Season

3 2019

4 2011

5 1963

## POINTS ALLOWED

### Most Seasons Leading League (Fewest Points)

3 1961, 1963, 2024

### Most, Season

462 1983

459 2021

441 2003

### Most, Game

63 Dec. 14, 2023 at Las Vegas

57 Oct. 1, 2000 at St. Louis

52 Nov. 25, 1984 at Pittsburgh

### Most, Quarter

31 Dec. 8, 1963 at Oakland (4th quarter)

30 Nov. 20, 1983 at St. Louis Cardinals (2nd quarter)

28 (5x) Last: Nov. 28, 1999 at Min. (2nd quarter)

### Fewest, Season

205 1977

219 1961

221 1982<sup>†</sup>

### Fewest, Game

0 (19x) Last: Dec. 3, 2023 at New England

3 (18x) Last: Sept. 15, 2024 at Carolina

6 (20x) Last: Nov. 6, 2023 at N.Y. Jets

## FIRST DOWNS ALLOWED

### Most Seasons Leading League (Fewest Total)

1 2010

### Most, Season

383 2021

365 1981

364 1985

### Most, Game

34 Sept. 14, 2008 at Denver

Dec. 29, 2002 vs. Seattle

Nov. 19, 2000 at Denver

33 Sept. 26, 2021 at Kansas City

Sept. 23, 2018 at L.A. Rams

Nov. 23, 2003 vs. Cincinnati

32 Oct. 4, 2009 at Pittsburgh

### Fewest, Season

190 1965

196 1982<sup>†</sup>

224 1962

### Fewest, Game

5 Dec. 12, 2010 vs. Kansas City

Sept. 19, 1976 at Tampa Bay

6 Oct. 11, 1998 at Oakland

Oct. 22, 1961 at Oakland

7 (6x) Last: Sept. 15, 2024 at Carolina

### Most by Rushing, Season

154 1975

144 2021

143 1971

### Most by Rushing, Game

19 (3x) Last: Nov. 22, 1987 at Seattle

17 Sept. 23, 1962 vs. Houston

16 Oct. 16, 1977 vs. New England

Dec. 18, 1966 vs. Kansas City

### Fewest by Rushing, Season

54 1965

65 1982<sup>†</sup>

71 1969

### Fewest by Rushing, Game

0 (5x) Last: Nov. 28, 2010 at Indianapolis

1 (25x) Last: Sept. 8, 2024 vs. Las Vegas

2 (47x) Last: Nov. 6, 2023 at N.Y. Jets

### Most Seasons Leading League (Fewest Passing)

1 2014

### Most by Passing, Season

218 1985

216 1981

213 2008

### Most by Passing, Game

24 Nov. 19, 2000 at Denver

23 Sept. 10, 2023 vs. Miami

Sept. 18, 2011 at New England

22 (4x) Last: Nov. 15, 2009 vs. Philadelphia

### Fewest by Passing, Season

105 1977

114 1971

116 1965

### Fewest by Passing, Game

1 (3x) Last: Dec. 28, 2003 vs. Oakland

2 (6x) Last: Dec. 19, 2004 at Cleveland

3 (13x) Last: Sept. 15, 2024 at Carolina

### Most Seasons Leading League (Fewest Penalty)

1 1992

### Most by Penalty, Season

41 2000, 2004, 2014

40 2021

35 1981, 1997, 1998

### Most by Penalty, Game

7 Sept. 24, 2023 at Minnesota

Nov. 5, 2006 vs. Cleveland

6 (9x) Last: Sept. 24, 2017 vs. Kansas City

5 (23x) Last: Jan. 9, 2022 at Las Vegas (OT)

### Fewest by Penalty, Season

12 1982<sup>†</sup>

13 1969, 1992

14 1976

## NET YARDS ALLOWED

### Most Seasons Leading League (Fewest Net Yards)

4 1961, 1965, 1998, 2010

### Most, Season

6,265 1985

6,170 2023

6,136 1981

### Most, Game

614 Oct. 1, 2000 at St. Louis

591 Dec. 29, 2002 vs. Seattle

553 Sept. 22, 1996 at Oakland

### Fewest, Season

3,253 1982<sup>†</sup>

3,268 1965

3,652 1977

### Fewest, Game

58 Oct. 22, 1961 at Oakland

67 Dec. 12, 2010 vs. Kansas City

99 Nov. 1, 1992 vs. Indianapolis

## RUSHING ALLOWED

### Most Seasons Leading League (Fewest Att.)

3 1965, 1979, 2004

### Most Attempts, Season

606 1975

559 1973

552 1983

### Most Attempts, Game

61 Oct. 25, 1981 at Chicago (OT)

60 Nov. 30, 1975 at Denver (OT)

59 Sept. 18, 1977 at Oakland

### Fewest Attempts, Season

230 1982<sup>†</sup>

306 1965

355 2004

### Fewest Attempts, Game

9 Dec. 16, 2007 vs. Detroit

Sept. 7, 1986 vs. Miami

10 (2x) Last: Sept. 16, 2012 vs. Tennessee

11 (6x) Last: Nov. 3, 2019 vs. Green Bay

### Most Seasons Leading League (Fewest Yards)

3 1965, 1998, 2005

### Most Yards, Season

2,478 2022

2,442 1975

2,403 1966

### Most Yards, Game

378 Nov. 4, 2007 at Minnesota

355 Dec. 20, 2014 at San Francisco

328 Nov. 30, 1975 at Denver (OT)

### Fewest Yards, Season

961 1982<sup>†</sup>

1,094 1965

1,140 1998

### Fewest Yards, Game

2 Oct. 22, 1961 at Oakland

11 Dec. 21, 2000 at Carolina

13 Oct. 5, 1997 at Oakland

### Most Seasons Leading League (Fewest TDs)

3 1961, 1963, 2024

### Most Touchdowns, Season

26 1983

25 1971, 1981, 1985

23 1973, 1984

### Fewest Touchdowns, Season

7 1961, 1965, 2024

8 1999, 2011

10 (12x) Last: 2012

### Most Touchdowns, Game

5 Oct. 21, 1973 vs. Atlanta

Sept. 18, 1960 at Houston

4 (11x) Last: Nov. 3, 2013 at Washington

3 (51x) Last: Nov. 12, 2023 vs. Detroit

## PASSING ALLOWED

### Most Seasons Leading League (Fewest Att.)

2 1966, 2019

### Most Attempts, Season

636 1996  
607 2002, 2004  
605 2008

### Most Attempts, Game

61 Sept. 20, 1987 vs. St. Louis  
58 (2x) Last: Oct. 3, 2004 vs. Tennessee  
57 (2x) Last: Sept. 22, 1996 at Oakland

### Fewest Attempts, Season

330 1977  
341 1973  
342 1982<sup>†</sup>

### Fewest Attempts, Game

7 Nov. 6, 1977 at Detroit  
12 (2x) Last: Dec. 10, 1972 at Denver  
13 (4x) Last: Oct. 4, 1987 at Cincinnati

### Most Seasons Leading League (Fewest Cmp.)

1 1966

### Most Completions, Season

411 2008  
389 2023  
375 2002

### Most Completions, Game

40 Dec. 20, 1982 vs. Cincinnati  
39 Oct. 3, 2004 vs. Tennessee  
37 Oct. 9, 1994 Kansas City

### Fewest Completions, Season

170 1966  
172 1977  
177 1973

### Fewest Completions, Game

3 Sept. 19, 1976 at Tampa Bay  
5 (5x) Last: Oct. 4, 1987 at Cincinnati  
6 (6x) Last: Dec. 28, 2003 vs. Oakland

### Most Seasons Leading League (Fewest Net Yds)

4 1961, 1964, 1965, 2010

### Most Net Yards, Season

4,311 1981  
4,295 2002  
4,293 1985

### Most Net Yards, Game

466 Sept. 10, 2023 vs. Miami  
453 Nov. 10, 2002 at St. Louis  
451 Oct. 1, 2000 at St. Louis

### Fewest Net Yards, Season

1,725 1977  
2,155 1966  
2,174 1965

### Fewest Net Yards, Game

-13 Oct. 4, 1987 at Cincinnati  
-4 Sept. 19, 1976 at Tampa Bay  
0 Dec. 28, 2003 vs. Oakland  
Dec. 6, 1970 vs. Cincinnati

### Most Seasons Leading League (Fewest TDs)

4 1963, 1965, 1966, 1979

### Most Touchdowns, Season

36 2003  
33 2000  
31 1997

### Most Touchdowns, Game

5 (9x) Last: Dec. 14, 2023 at Las Vegas  
4 (32x) Last: Dec. 15, 2024 vs. Tampa Bay  
3 (117x) Last: Nov. 17, 2024 vs. Cincinnati

### Fewest Touchdowns, Season

10 1982<sup>†</sup>  
11 1979  
13 1966, 1970, 1974

## PUNT RETURNS ALLOWED

### Most Seasons Leading League (Fewest Returns)

7 1960, 1963, 1966, 1967, 1968, 1982, 2004

### Most by Opponents, Season

56 1988  
51 1996, 2000  
49 1998

### Fewest by Opponents, Season

7 1982<sup>†</sup>  
16 1968  
17 1960, 1972

### Most Yards by Opponents, Season

722 2000  
612 1996  
601 1976

### Most Yards by Opponent, Game

160 Sept. 13, 2010 at Kansas City  
150 Dec. 27, 1987 at Denver  
145 Dec. 6, 2020 vs. New England

## KICKOFF RETURNS ALLOWED

### Most Seasons Leading League (Fewest Returns)

1 1975

### Most by Opponent, Season

90 2006  
88 1981  
87 2009

### Fewest by Opponent, Season

11 2023  
15 2022  
21 2016

### Most by Opponent, Game

10 (4x) Last: Dec. 16, 2007 vs. Detroit  
9 (7x) Last: Nov. 28, 2010 at Indianapolis  
8 (25x) Last: Nov. 24, 2013 at Kansas City

# CAREER TOP-10

## RUSHING YARDS

1. LaDainian Tomlinson, 2001-09	12,490
2. Paul Lowe, 1960-68	4,972
3. Austin Ekeler, 2017-23	4,355
4. Marion Butts, 1989-93	4,297
5. Melvin Gordon, 2015-19	4,240
6. Ryan Mathews, 2010-14	4,061
7. Natrone Means, 1993-95, 98-99	3,885
8. Chuck Muncie, 1980-84	3,309
9. Don Woods, 1974-80	2,858
10. Keith Lincoln, 1961-66, 68	2,698

## RUSHING TOUCHDOWNS

1. LaDainian Tomlinson, 2001-09	138
2. Chuck Muncie, 1980-84	43
3. Austin Ekeler, 2017-23	39
4. Paul Lowe, 1960-68	38
5. Melvin Gordon, 2015-19	36
6. Natrone Means, 1993-95, 98-99	34
7. Marion Butts, 1989-93	31
8. Ryan Mathews, 2010-14	23
9. Mike Tolbert, 2008-11	20
10. Tim Spencer, 1985-90	19

## RUSHING ATTEMPTS

1. LaDainian Tomlinson, 2001-09	2,880
2. Melvin Gordon, 2015-19	1,059
3. Marion Butts, 1989-93	1,031
4. Paul Lowe, 1960-68	1,015
5. Natrone Means, 1993-95, 98-99	1,013
6. Austin Ekeler, 2017-23	990
7. Ryan Mathews, 2010-14	923
8. Chuck Muncie, 1980-84	773
9. Don Woods, 1974-80	713
10. Keith Lincoln, 1961-66, 68	573

## TOTAL YARDS FROM SCRIMMAGE

1. LaDainian Tomlinson, 2001-09	16,445
2. Antonio Gates, 2003-18	11,841
3. Keenan Allen, 2013-23, 25	10,959
4. Lance Alworth, 1962-70	9,721
5. Charlie Joiner, 1976-86	9,191
6. Austin Ekeler, 2017-23	8,239
7. Gary Garrison, 1966-76	7,562
8. Kellen Winslow, 1979-87	6,741
9. Wes Chandler, 1981-87	6,197
10. Melvin Gordon, 2015-19	6,113

## PASSING YARDS

1. Philip Rivers, 2004-19	59,271
2. Dan Fouts, 1973-87	43,040
3. John Hadl, 1962-72	26,938
4. Justin Herbert, 2020-25	22,586
5. Stan Humphries, 1992-97	16,085
6. Drew Brees, 2001-05	12,348
7. Jack Kemp, 1960-62	5,996
8. Doug Flutie, 2001-04	4,901
9. John Friesz, 1990-93	4,396
10. Jim Harbaugh, 1999-2000	4,177

## TOUCHDOWN PASSES

1. Philip Rivers, 2004-19	397
2. Dan Fouts, 1973-87	254
3. John Hadl, 1962-72	201
4. Justin Herbert, 2020-25	147
5. Stan Humphries, 1992-97	85
6. Drew Brees, 2001-05	80
7. Jack Kemp, 1960-62	37
8. Tobin Rote, 1963-64	29
9. Doug Flutie, 2001-04	25
10. Billy Joe Tolliver, 1989-90	21

## PASS ATTEMPTS

1. Philip Rivers, 2004-19	7,591
2. Dan Fouts, 1973-87	5,604
3. John Hadl, 1962-72	3,640
4. Justin Herbert, 2020-25	3,142
5. Stan Humphries, 1992-97	2,350
6. Drew Brees, 2001-05	1,809
7. Jack Kemp, 1960-62	815
8. John Friesz, 1990-93	747
9. Doug Flutie, 2001-04	737
10. Jim Harbaugh, 1999-2000	636

## PASS COMPLETIONS

1. Philip Rivers, 2004-19	4,908
2. Dan Fouts, 1973-87	3,297
3. Justin Herbert, 2020-25	2,091
4. John Hadl, 1962-72	1,824
5. Stan Humphries, 1992-97	1,335
6. Drew Brees, 2001-05	1,125
7. Doug Flutie, 2001-04	408
8. John Friesz, 1990-93	401
9. Jack Kemp, 1960-62	389
10. Jim Harbaugh, 1999-2000	372

## PASSES INTERCEPTED

1. Dan Fouts, 1973-87	242
2. John Hadl, 1962-72	211
3. Philip Rivers, 2004-19	198
4. Stan Humphries, 1992-97	73
5. Drew Brees, 2001-05	53
6. Justin Herbert, 2020-25	49
Jack Kemp, 1960-62	49
8. Ryan Leaf, 1998-2000	33
9. Tobin Rote, 1963-64	32
10. Craig Whelihan, 1995-98	29

## RECEIVING YARDS

1. Antonio Gates, 2003-18	11,841
2. Keenan Allen, 2013-23, 25	10,846
3. Lance Alworth, 1962-70	9,584
4. Charlie Joiner, 1976-86	9,203
5. Gary Garrison, 1966-76	7,533
6. Kellen Winslow, 1979-87	6,741
7. Wes Chandler, 1981-87	6,132
8. Anthony Miller, 1988-93	5,582
9. Malcom Floyd, 2004-15	5,550
10. Mike Williams, 2017-23	4,806

## RECEIVING TOUCHDOWNS

1. Antonio Gates, 2003-18	116
2. Lance Alworth, 1962-70	81
3. Keenan Allen, 2013-23, 25	62
4. Gary Garrison, 1966-76	58
5. Charlie Joiner, 1976-86	47
6. Kellen Winslow, 1979-87	45
7. Wes Chandler, 1981-87	41
8. Vincent Jackson, 2005-11	37
Anthony Miller, 1988-93	37
10. John Jefferson, 1978-80	36

## RECEPTIONS

1. Antonio Gates, 2003-18	955
2. Keenan Allen, 2013-23, 25	937
3. Charlie Joiner, 1976-86	586
4. Kellen Winslow, 1979-87	541
5. LaDainian Tomlinson, 2001-09	530
6. Lance Alworth, 1962-70	493
7. Austin Ekeler, 2017-23	440
8. Gary Garrison, 1966-76	404
9. Ronnie Harmon, 1990-95	377
10. Anthony Miller, 1988-93	374

## QUARTERBACK SACKS

1. Leslie O'Neal, 1986, 1988-95	105.5
2. Joey Bosa, 2016-24	72.0
3. Shaun Phillips, 2004-12	69.5
4. Gary Johnson, 1975-84	67.0
5. Lee Williams, 1984-90	65.5
6. Fred Dean, 1975-81	53.5
7. Melvin Ingram, 2012-20	49.0
8. Junior Seau, 1990-2002	47.0
9. Raylee Johnson, 1993-2003	46.0
10. Shawne Merriman, 2005-09	43.5
Leroy Jones, 1976-83	43.5

## INTERCEPTIONS

1. Gill Byrd, 1983-92	42
2. Dick Harris, 1960-65	29
3. Rodney Harrison, 1994-2002	26
4. Kenny Graham, 1964-69	25
5. Mike Williams, 1975-82	24
6. Joe Beachamp, 1966-75	23
7. Quentin Jammer, 2002-12	21
Woodrowe Lowe, 1976-86	21
Bob Howard, 1967-74	21
Leslie "Speedy" Duncan, 1964-70	21

## INTERCEPTION RETURN YARDS

1. Gill Byrd, 1983-92	546
2. Charlie McNeil, 1960-64	502
3. Kenny Graham, 1964-69	477
4. Joe Beachamp, 1966-75	433
5. Dick Harris, 1960-65	413
6. Rodney Harrison, 1994-2002	345
7. Woodrowe Lowe, 1976-86	343
8. Darren Carrington, 1991-94	337
9. Leslie "Speedy" Duncan, 1964-70	322
10. Glen Edwards, 1978-81	309

## INTERCEPTION TOUCHDOWNS

1. Kenny Graham, 1964-69	5
Dick Harris, 1960-65	5
3. Woodrowe Lowe, 1976-86	4
4. Eric Weddle, 2007-13	3
Joe Beachamp, 1966-75	3
6. Desmond King, 2017-20	2
Shaun Phillips, 2004-12	2
Demorrio Williams, 2012	2
Antonio Cromartie, 2006-09	2
Clinton Hart, 2004-09	2
Donnie Edwards, 2002-06	2
Rodney Harrison, 1994-2002	2
Stanley Richard, 1991-94	2
Donald Frank, 1990-93	2
Gill Byrd, 1983-92	2
Gary Johnson, 1975-84	2
Leslie "Speedy" Duncan, 1964-70	2
Earl Faison, 1961-66	2
Charlie McNeil, 1960-64	2
Bob Laraba, 1960-61	2

## TOUCHDOWNS SCORED

1. LaDainian Tomlinson, 2001-09	153
2. Antonio Gates, 2003-18	116
3. Lance Alworth, 1962-70	83
4. Austin Ekeler, 2017-23	69
5. Keenan Allen, 2013-23, 25	63
6. Gary Garrison, 1966-76	58
7. Melvin Gordon, 2015-19	47
Charlie Joiner, 1976-86	47
9. Paul Lowe, 1960-68	46
10. Kellen Winslow, 1979-87	45
Chuck Muncie, 1980-84	45

## POINTS SCORED

1. John Carney, 1990-2000.....	1,076
2. LaDainian Tomlinson, 2001-09.....	918
3. Nate Kaeding, 2004-12.....	889
4. Rolf Benirschke, 1977-86.....	766
5. Antonio Gates, 2003-18.....	700
6. Nick Novak, 2011-14, 17.....	503
7. Lance Alworth, 1962-70.....	500
8. Austin Ekeler, 2017-23.....	418
9. <b>Cameron Dicker, 2022-25.....</b>	<b>410</b>
10. <b>Keenan Allen, 2013-23, 25.....</b>	<b>382</b>

## FIELD GOALS

1. John Carney, 1990-2000.....	261
2. Nate Kaeding, 2004-12.....	180
3. Rolf Benirschke, 1977-86.....	146
4. Nick Novak, 2011-14, 17.....	110
5. <b>Cameron Dicker, 2022-25.....</b>	<b>103</b>
6. Dennis Pardee, 1968-75.....	71
7. Michael Badgley, 2018-20.....	52
8. Josh Lambo, 2015-16.....	52
9. George Blair, 1961-64.....	50
10. Steve Christie, 2001-03.....	42

## FIELD GOAL ATTEMPTS

1. John Carney, 1990-2000.....	320
2. Rolf Benirschke, 1977-86.....	208
3. Nate Kaeding, 2004-12.....	207
4. Nick Novak, 2011-14, 17.....	130
5. Dennis Pardee, 1968-75.....	121
6. <b>Cameron Dicker, 2022-25.....</b>	<b>109</b>
7. George Blair, 1961-64.....	80
8. Ray Wersching, 1973-76.....	68
9. Michael Badgley, 2018-20.....	65
10. Josh Lambo, 2015-16.....	64

## KICKOFF RETURN YARDS

1. Darren Sproles, 2005-10.....	6,469
2. Ronney Jenkins, 2000-02.....	3,997
3. Andre Coleman, 1994-96.....	3,914
4. Leslie "Speedy" Duncan, 1964-70.....	3,386
5. James Brooks, 1981-83.....	2,305
6. Kenny Bynum, 1997-2000.....	2,182
7. Lionel James, 1984-88.....	2,094
8. Nate Lewis, 1990-93.....	2,047
9. Artie Owens, 1976-79.....	1,998
10. Tim Dwight, 2001-04.....	1,876

## KICKOFF RETURN TOUCHDOWNS

1. Andre Coleman, 1994-96.....	4
2. Ronney Jenkins, 2000-02.....	3
3. Darren Sproles, 2005-10.....	2
4. Anthony Miller, 1988-93.....	2
5. Andre Roberts, 2021.....	1
Micheal Spurlock, 2012.....	1
Tim Dwight, 2001-04.....	1
Richard Goodman, 2010-11.....	1
Rodney Harrison, 1994-2002.....	1
Nate Lewis, 1990-93.....	1
Jamie Holland, 1987-89.....	1
Gary Anderson, 1985-88.....	1
Keith Lincoln, 1960-66.....	1

## KICKOFF RETURNS

1. Darren Sproles, 2005-10.....	258
2. Andre Coleman, 1994-96.....	166
3. Ronney Jenkins, 2000-02.....	165
4. Leslie "Speedy" Duncan, 1964-70.....	134
5. Kenny Bynum, 1997-2000.....	107
6. James Brooks, 1981-83.....	105
7. Lionel James, 1984-88.....	99
8. Nate Lewis, 1990-93.....	92
9. Artie Owens, 1976-79.....	88
10. Tim Dwight, 2001-04.....	80

## PUNT RETURN YARDS

1. Mike Fuller, 1975-80.....	2,388
2. Leslie "Speedy" Duncan, 1964-70.....	1,651
3. Darrien Gordon, 1993-94, 96.....	1,407
4. Lionel James, 1984-88.....	1,193
5. Darren Sproles, 2005-10.....	935
6. Eric Parker, 2002-06.....	881
7. <b>Derius Davis, 2023-25.....</b>	<b>667</b>
8. James Brooks, 1981-83.....	565
9. Tim Dwight, 2001-04.....	508
10. Eric Metcalf, 1997.....	489

## PUNT RETURN TOUCHDOWNS

1. Leslie "Speedy" Duncan, 1964-70.....	4
2. Eric Metcalf, 1997.....	3
Darrien Gordon, 1993-94, 96.....	3
4. Desmond King, 2017-20.....	2
Darren Sproles, 2005-10.....	2
Lionel James, 1984-88.....	2
Mike Fuller, 1975-80.....	2
Ron Smith, 1973.....	2
9. <b>Derius Davis, 2023-25.....</b>	<b>1</b>
Travis Benjamin, 2017-19.....	1
Micheal Spurlock, 2012.....	1
Tim Dwight, 2001-04.....	1
Andre Coleman, 1994-96.....	1
Nate Lewis, 1990-93.....	1
Kitrick Taylor, 1990-91.....	1
Keith Lincoln, 1961-68.....	1

## PUNT RETURNS

1. Mike Fuller, 1975-80.....	212
2. Leslie "Speedy" Duncan, 1964-70.....	138
3. Lionel James, 1984-88.....	124
4. Darren Sproles, 2005-10.....	114
5. Eric Parker, 2002-06.....	105
6. Darrien Gordon, 1993-94, 96.....	103
7. James Brooks, 1981-83.....	52
8. Desmond King, 2017-20.....	51
9. <b>Derius Davis, 2023-25.....</b>	<b>46</b>
Tim Dwight, 2001-04.....	46

## SEASONS

1. David Binn, 1994-2010.....	17
2. Philip Rivers, 2004-16.....	16
Antonio Gates, 2003-18.....	16
3. Dan Fouts, 1973-87.....	15
Russ Washington, 1968-82.....	15
6. Doug Wilkerson, 1971-84.....	14
Don Macek, 1976-89.....	14
8. Mike Scifres, 2003-15.....	13
Junior Seau, 1990-2002.....	13
10. <b>Keenan Allen, 2013-23, 25.....</b>	<b>12</b>
Jamal Williams, 1998-2009.....	12

## GAMES PLAYED

1. David Binn, 1994-2010.....	256
2. Antonio Gates, 2003-18.....	236
3. Philip Rivers, 2004-19.....	228
4. Junior Seau, 1990-2002.....	200
Russ Washington, 1968-82.....	200
6. Mike Scifres, 2003-15.....	195
Doug Wilkerson, 1971-84.....	195
8. Dan Fouts, 1973-87.....	181
9. Quentin Jammer, 2002-12.....	172
10. Charlie Joiner, 1976-86.....	164
Woodrow Lowe, 1976-86.....	164

# SINGLE-SEASON TOP-10

## RUSHING YARDS

1. LaDainian Tomlinson, 2006	1,815
2. LaDainian Tomlinson, 2002	1,683
3. LaDainian Tomlinson, 2003	1,645
4. LaDainian Tomlinson, 2007	1,474
5. LaDainian Tomlinson, 2005	1,462
6. Natrone Means, 1994	1,350
7. LaDainian Tomlinson, 2004	1,335
8. Ryan Mathews, 2013	1,255
9. LaDainian Tomlinson, 2001	1,236
10. Marion Butts, 1990	1,225

## RUSHING TOUCHDOWNS

1. LaDainian Tomlinson, 2006	28
2. Chuck Muncie, 1981	19
3. LaDainian Tomlinson, 2005	18
4. LaDainian Tomlinson, 2004	17
5. LaDainian Tomlinson, 2007	15
6. LaDainian Tomlinson, 2002	14
7. Austin Ekeler, 2022	13
LaDainian Tomlinson, 2003	13
8. Austin Ekeler, 2021	12
LaDainian Tomlinson, 2009	12
Natrone Means, 1994	12
Chuck Muncie, 1983	12
Clarence Williams, 1979	12

## RUSHING ATTEMPTS

1. LaDainian Tomlinson, 2002	372
2. LaDainian Tomlinson, 2006	348
3. Natrone Means, 1994	343
4. LaDainian Tomlinson, 2005	339
LaDainian Tomlinson, 2004	339
LaDainian Tomlinson, 2001	339
7. LaDainian Tomlinson, 2007	315
8. LaDainian Tomlinson, 2003	313
9. Earnest Jackson, 1984	296
10. LaDainian Tomlinson, 2008	292

## TOTAL YARDS FROM SCRIMMAGE

1. LaDainian Tomlinson, 2003	2,370
2. LaDainian Tomlinson, 2006	2,323
3. LaDainian Tomlinson, 2002	2,172
4. LaDainian Tomlinson, 2007	1,949
5. LaDainian Tomlinson, 2005	1,832
6. LaDainian Tomlinson, 2004	1,776
7. Austin Ekeler, 2022	1,637
8. LaDainian Tomlinson, 2001	1,603
9. Lance Alworth, 1965	1,590
10. Natrone Means, 1994	1,585

## PASSING YARDS

1. Justin Herbert, 2021	5,014
2. Dan Fouts, 1981	4,802
3. Philip Rivers, 2015	4,792
4. Justin Herbert, 2022	4,739
5. Dan Fouts, 1980	4,715
6. Philip Rivers, 2010	4,710
7. Philip Rivers, 2011	4,624
8. Philip Rivers, 2019	4,615
9. Philip Rivers, 2017	4,515
10. Philip Rivers, 2013	4,478

## TOUCHDOWN PASSES

1. Justin Herbert, 2021	38
2. Philip Rivers, 2008	34
Philip Rivers, 2016	33
Dan Fouts, 1981	33
5. Philip Rivers, 2018	32
Philip Rivers, 2013	32
7. Justin Herbert, 2020	31
Philip Rivers, 2014	31
9. Philip Rivers, 2010	30
Dan Fouts, 1980	30

## PASS ATTEMPTS

1. Justin Herbert, 2022	699
2. Justin Herbert, 2021	672
3. Philip Rivers, 2015	661
4. Dan Fouts, 1981	609
5. Justin Herbert, 2020	595
6. Philip Rivers, 2019	591
7. Dan Fouts, 1980	589
8. Philip Rivers, 2011	582
9. Philip Rivers, 2016	578
10. Philip Rivers, 2017	575

## PASS COMPLETIONS

1. Justin Herbert, 2022	477
2. Justin Herbert, 2021	443
3. Philip Rivers, 2015	437
4. Justin Herbert, 2020	396
5. Philip Rivers, 2019	390
6. Philip Rivers, 2014	379
7. Philip Rivers, 2013	378
8. Philip Rivers, 2011	366
9. Dan Fouts, 1981	360
Philip Rivers, 2017	360

## PASSES INTERCEPTED

1. John Hadl, 1968	32
2. John Hadl, 1972	26
3. John Hadl, 1971	25
Jack Kemp, 1960	25
5. Dan Fouts, 1980	24
Dan Fouts, 1979	24
John Hadl, 1962	24
8. Dan Fouts, 1986	22
John Hadl, 1967	22
Jack Kemp, 1961	22

## RECEIVING YARDS

1. Lance Alworth, 1965	1,602
2. Keenan Allen, 2017	1,393
3. Lance Alworth, 1966	1,383
4. John Jefferson, 1980	1,340
5. Lance Alworth, 1968	1,312
6. Kellen Winslow, 1980	1,290
7. Anthony Miller, 1989	1,252
8. Keenan Allen, 2023	1,243
9. Lance Alworth, 1964	1,235
10. Tony Martin, 1995	1,224

## RECEIVING TOUCHDOWNS

1. Tony Martin, 1996	14
Lance Alworth, 1965	14
3. Antonio Gates, 2004	13
John Jefferson, 1980	13
John Jefferson, 1978	13
Lance Alworth, 1966	13
Lance Alworth, 1964	13
8. Antonio Gates, 2014	12
Gary Garrison, 1970	12
10. Lance Alworth, 1963	11

## RECEPTIONS

1. Keenan Allen, 2023	108
2. Austin Ekeler, 2022	107
3. Keenan Allen, 2021	106
4. Keenan Allen, 2019	104
5. Keenan Allen, 2017	102
6. Keenan Allen, 2020	100
LaDainian Tomlinson, 2003	100
8. Keenan Allen, 2018	97
9. Austin Ekeler, 2019	92
10. Tony Martin, 1995	90

## QUARTERBACK SACKS (since 1982)

1. Khalil Mack, 2023	17.0
Shawne Merriman, 2006	17.0
Leslie O'Neal, 1992	17.0
4. Lee Williams, 1986	15.0
5. Lee Williams, 1989	14.0
6. Leslie O'Neal, 1990	13.5
7. Marcellus Wiley, 2001	13.0
8. Joey Bosa, 2017	12.5
Shawne Merriman, 2007	12.5
Leslie O'Neal, 1995	12.5
Leslie O'Neal, 1994	12.5
Leslie O'Neal, 1989	12.5
Leslie O'Neal, 1986	12.5

## INTERCEPTIONS

1. Antonio Cromartie, 2007	10
2. Charlie McNeil, 1961	9
3. Ryan McNeil, 2001	8
Dick Harris, 1963	8
Claude Gibson, 1962	8
Bob Zeman, 1961	8
7. Casey Hayward, 2016	7
Eric Weddle, 2011	7
Darren Carrington, 1993	7
Gill Byrd, 1990	7
Gill Byrd, 1989	7
Gill Byrd, 1988	7
Danny Walters, 1983	7
Bryant Salter, 1972	7
Jim Hill, 1969	7
Leslie "Speedy" Duncan, 1966	7
Bud Whitehead, 1965	7
Dick Harris, 1961	7

## INTERCEPTION RETURN YARDS

1. Charlie McNeil, 1961	349
2. Stanley Richard, 1994	224
3. Vencie Glenn, 1987	166
4. Gill Byrd, 1984	157
5. Jeff Dale, 1986	153
6. Darren Carrington, 1992	152
7. Bob Laraba, 1961	151
8. Woodrow Lowe, 1979	150
9. Antonio Cromartie, 2007	144
10. Dick Harris, 1961	140

## INTERCEPTION TOUCHDOWNS

1. Dick Harris, 1961	3
2. Demorrio Williams, 2012	2
Clinton Hart, 2005	2
Stanley Richard, 1994	2
Gill Byrd, 1984	2
Woodrow Lowe, 1979	2
Kenny Graham, 1969	2
Joe Beauchamp, 1968	2
Bob Laraba, 1961	2
Charlie McNeil, 1961	2

## TOUCHDOWNS SCORED

1. LaDainian Tomlinson, 2006	31
2. Austin Ekeler, 2021	20
LaDainian Tomlinson, 2005	20
4. Chuck Muncie, 1981	19
5. Austin Ekeler, 2022	18
LaDainian Tomlinson, 2007	18
LaDainian Tomlinson, 2004	18
8. LaDainian Tomlinson, 2003	17
9. LaDainian Tomlinson, 2002	15
Lance Alworth, 1964	15

## POINTS SCORED

1. LaDainian Tomlinson, 2006	186
2. Cameron Dicker, 2024	150
3. Nate Kaeding, 2009	146
4. Nick Novak, 2013	144
5. Nate Kaeding, 2006	136
6. John Carney, 1994	135
7. Cameron Dicker, 2023	128
8. Nate Kaeding, 2008	127
9. Austin Ekeler, 2021	124
John Carney, 1993	124

## FIELD GOALS

1. Cameron Dicker, 2024	39
2. Nick Novak, 2013	34
John Carney, 1994	34
4. Nate Kaeding, 2009	32
5. Cameron Dicker, 2023	31
John Carney, 1999	31
John Carney, 1993	31
8. John Carney, 1996	29
9. Nick Novak, 2011	27
Nate Kaeding, 2008	27

## FIELD GOAL ATTEMPTS

1. Cameron Dicker, 2024	42
2. John Carney, 1993	40
3. John Carney, 1994	38
4. Nick Novak, 2013	37
5. John Carney, 1999	36
John Carney, 1996	36
Rolf Benirschke, 1980	36
8. Nate Kaeding, 2009	35
9. Nick Novak, 2011	34
10. Cameron Dicker, 2023	33
Michael Badgley, 2020	33

## KICKOFF RETURN YARDS

1. Ronney Jenkins, 2001	1,541
2. Ronney Jenkins, 2000	1,531
3. Darren Sproles, 2005	1,528
4. Andre Coleman, 1995	1,411
5. Darren Sproles, 2008	1,376
6. Darren Sproles, 2009	1,300
7. Andre Coleman, 1994	1,293
8. Darren Sproles, 2010	1,257
9. Tim Dwight, 2004	1,222
10. Andre Coleman, 1996	1,210

## KICKOFF RETURN TOUCHDOWNS

1. Ronney Jenkins, 2001	2
Andre Coleman, 1995	2
Andre Coleman, 1994	2
4. Andre Roberts, 2021	1
Micheal Spurlock, 2012	1
Richard Goodman, 2011	1
Darren Sproles, 2008	1
Darren Sproles, 2007	1
Tim Dwight, 2004	1
Ronney Jenkins, 2000	1
Rodney Harrison, 1997	1
Nate Lewis, 1991	1
Anthony Miller, 1989	1
Jamie Holland, 1988	1
Anthony Miller, 1988	1
Gary Anderson, 1985	1
Keith Lincoln, 1962	1

## KICKOFF RETURNS

1. Ronney Jenkins, 2000	67
2. Darren Sproles, 2005	63
3. Andre Coleman, 1995	62
4. Ronney Jenkins, 2001	58
5. Andre Coleman, 1996	55
6. Darren Sproles, 2009	54
7. Darren Sproles, 2008	53
8. Darren Sproles, 2010	51
9. Tim Dwight, 2004	50
Leon Johnson, 2003	50

## PUNT RETURN YARDS

1. Darrien Gordon, 1996	537
2. Eric Metcalf, 1997	489
3. Darrien Gordon, 1994	475
4. Leslie "Speedy" Duncan, 1965	464
5. Mike Fuller, 1979	448
6. Mike Fuller, 1978	436
Mike Fuller, 1976	436
8. Leslie "Speedy" Duncan, 1967	434
9. Mike Fuller, 1975	410
10. Lionel James, 1987	400

## PUNT RETURN TOUCHDOWNS

1. Eric Metcalf, 1997	3
2. Darrien Gordon, 1994	2
Ron Smith, 1973	2
Leslie "Speedy" Duncan, 1965	2
5. Derius Davis, 2023	1
Desmond King, 2019	1
Desmond King, 2018	1
Travis Benjamin, 2017	1
Micheal Spurlock, 2012	1
Darren Sproles, 2009	1
Darren Sproles, 2007	1
Tim Dwight, 2001	1
Darrien Gordon, 1996	1
Andre Coleman, 1995	1
Nate Lewis, 1990	1
Kitrick Taylor, 1990	1
Lionel James, 1987	1
Lionel James, 1984	1
Mike Fuller, 1977	1
Mike Fuller, 1975	1
Leslie "Speedy" Duncan, 1968	1
Leslie "Speedy" Duncan, 1966	1
Keith Lincoln, 1961	1

## PUNT RETURNS

1. Mike Fuller, 1979	46
2. Eric Metcalf, 1997	45
3. Mike Fuller, 1978	39
4. Eric Parker, 2006	37
5. Darrien Gordon, 1996	36
Darrien Gordon, 1994	36
Mike Fuller, 1975	36
Leslie "Speedy" Duncan, 1967	36
9. Mike Fuller, 1976	33
10. Latario Rachal, 1998	32
Lionel James, 1987	32

# CHARGERS AND OPPONENT 10 LONGEST

## RUNS FROM SCRIMMAGE

### CHARGERS

- 87t Melvin Gordon, Oct. 29, 2017 at New England
- Paul Lowe, Sept. 10, 1961 at Dallas Texans
- 86t Keith Lincoln, Sept. 30, 1962 at Oakland
- 85t LaDainian Tomlinson, Dec. 17, 2006 vs. K.C.
- 83t Michael Turner, Dec. 18, 2005 at Indianapolis
- 80t Brad Hubbert, Dec. 24, 1967 vs. N.Y. Jets
- 76t Keith Lincoln, Oct. 20, 1963 at Kansas City
- 76 LaDainian Tomlinson, Dec. 1, 2002 vs. Den.
- 75 Justin Jackson, Oct. 31, 2021 vs. New England
- 74t Michael Turner, Oct. 7, 2007 at Denver

### OPPONENT

- 90t Colin Kaepernick, Dec. 20, 2014 at S.F.
- 89t Kenny King, Oct. 12, 1980 at Oakland
- 84t Damien Williams, Dec. 29, 2019 at K.C.
- 81 Billy Sims, Sept. 30, 1984 vs. Detroit
- 77 Napoleon Kaufman, Sept. 22, 1996 at Oak.
- 75t David Montgomery, Nov. 12, 2023 vs. Detroit
- Dameon Pierce, Oct. 2, 2022 at Houston
- 74t Kenneth Walker III, Oct. 23, 2022 vs. Seattle
- Jack Spikes, Sept. 10, 1961 at Dallas Texans
- 71t Corey Dillon, Nov. 2, 1997 at Cincinnati

## PASS COMPLETIONS

### CHARGERS

- 99t S.Humphries to T.Martin, Sept. 18, 1994 at Sea.
- 91t J.Kemp to K.Lincoln, Nov. 12, 1961 at Denver
- 88t E.Luther to B.Duckworth, Dec. 3, 1984 vs. Chi.
- 85t J.Hadl to L.Alworth, Oct. 17, 1965 at Boston
- T.Rote to L.Alworth, Oct. 6, 1963 at Denver
- 84t P.Rivers to A.Ekeler, Dec. 8, 2019 at Jax.
- J.Hadl to G.Garrison, Oct. 5, 1968 at N.Y. Jets
- 83t R.Leaf to J.Graham, Nov. 19, 2000 at Denver
- 82t T.Rote to L.Alworth, Dec. 6, 1964 vs. N.Y. Jets
- 81t P.Rivers to D.Sproles, Sept. 20, 2009 vs. Bal.
- D.Fouts to C.Joiner, Oct. 17, 1976 vs. Hou. Oilers

### OPPONENT

- 99t T.Green to M.Boerigter, Dec. 22, 2002 at K.C.
- 98t J.Lee to W.Dewveall, Nov. 25, 1962 at Hou. Oilers
- 96t J.Montana to J.Rice, Nov. 27, 1988 vs. S.F.
- 93t C.Morton to S.Watson, Sept. 27, 1981 at Denver
- 90t S.DeBerg to J.Birden, Nov. 18, 1990 at K.C.
- C.Davidson to D.Dorsey, Dec. 2, 1962 vs. Oak.
- 89t N.O'Donnell to D.Stone, Sept. 1, 1991 at Pit.
- 87t D.Carr to A.Cooper, Dec. 31, 2017 vs. Oak.
- J.Namath to D.Maynard, Nov. 24, 1968 vs. N.Y. Jets
- F.Tripucka to A.Frazier, Nov. 12, 1961 at Den.

## FIELD GOALS

### CHARGERS

- 59 Cameron Dicker, Oct. 21, 2024 at Arizona
- Michael Badgley, Dec. 9, 2018 vs. Cincinnati
- 57 Cameron Dicker, Dec. 19, 2024 vs. Denver
- Nate Kaeding, Dec. 21, 2008 at Tampa Bay
- 55 Cameron Dicker, Oct. 5, 2025 vs. Washington
- Cameron Dicker, Nov. 6, 2023 at N.Y. Jets
- Cameron Dicker, Oct. 22, 2023 at Kansas City
- Nate Kaeding, Nov. 29, 2009 vs. Kansas City
- 54 Josh Lambo, Oct. 12, 2015 vs. Pittsburgh
- Nate Kaeding, Oct. 1, 2006 at Baltimore
- John Carney, Sept. 17, 2000 at Kansas City
- John Carney, Sept. 6, 1998 vs. Buffalo
- John Carney, Nov. 10, 1991 vs. Seattle

### OPPONENT

- 61 Brandon McManus, Jan. 2, 2022 vs. Denver
- 59 Harrison Butker, Sept. 5, 2025 vs. K.C. in São Paulo
- 58 Harrison Butker, Sept. 20, 2020 vs. K.C. (OT)
- Harrison Butker, Sept. 20, 2020 vs. K.C. (OT)
- Dan Miller, Dec. 26, 1982 vs. Baltimore Colts
- 56 Greg Zuerlein, Sept. 19, 2021 vs. Dallas
- Justin Tucker, Dec. 22, 2018 vs. Baltimore
- Sebastian Janikowski, Oct. 9, 2016 at Oakland
- 55 Wi Lutz, Dec. 19, 2024 vs. Denver
- Jason Sanders, Dec. 11, 2022 vs. Miami
- Daniel Carlson, Dec. 4, 2022 at Las Vegas
- Daniel Carlson, Sept. 11, 2022 vs. Las Vegas
- Jason Elam, Nov. 7, 1999 vs. Denver
- Gary Anderson, Nov. 25, 1984 at Pittsburgh
- George Blanda, Dec. 3, 1961 vs. Houston Oilers

## PUNTS

### CHARGERS

- 83 JK Scott, Dec. 10, 2023 vs. Denver
- 82 Paul Maguire, Nov. 19, 1961 vs. Dallas Texans
- 73 Dennis Pardee, Oct. 17, 1971 at Denver
- 72 Mike Scifres, Sept. 21, 2014 at Buffalo
- 71 Mike Scifres, Nov. 10, 2011 vs. Oakland
- Mike Scifres, Oct. 1, 2006 at Baltimore
- Mike Scifres, Dec. 4, 2005 vs. Oakland
- Maury Buford, Sept. 12, 1982 at Denver
- John Hadl, Nov. 8, 1964 at Denver
- 70 Mike Scifres, Nov. 25, 2007 vs. Baltimore

### OPPONENT

- 81 Dustin Colquitt, Dec. 2, 2007 at Kansas City
- 79 Drew Butler, Dec. 9, 2012 at Pittsburgh
- 77 Greg Montgomery, Sept. 19, 1993 vs. Hou. Oilers
- 75 Kevin Huber, Dec. 1, 2013 vs. Cincinnati
- 74 Tommy Townsend, Sept. 15, 2022 at Kansas City
- Bob Grupp, Nov. 4, 1979 at Kansas City
- 73 Shane Lechler, Sept. 28, 2003 vs. Oakland
- 72 Ryan Plackemeier, Dec. 24, 2006 at Seattle
- Chris Gardocki, Oct. 26, 1997 vs. Indianapolis
- Bob Scarpitto, Oct. 22, 1967 at Denver
- Jerrel Wilson, Sept. 29, 1963 vs. Kansas City

## INTERCEPTION RETURNS

### CHARGERS

- 103t Vencie Glenn, Nov. 29, 1987 vs. Denver
- 102t Donald Frank, Oct. 31, 1993 at L.A. Raiders
- 100t Leslie "Speedy" Duncan, Oct. 15, 1967 vs. K.C.
- 99t Shaun Gayle, Dec. 23, 1995 at N.Y. Giants
- Stanley Richard, Sept. 4, 1994 at Denver
- Gill Byrd, Oct. 4, 1984 at Kansas City
- 90t Desmond King, Nov. 23, 2017 at Dallas
- Shahleel Addae, Jan. 1, 2017 vs. Kansas City
- 86 Trevor Williams, Sept. 30, 2018 vs. S.F.
- 83t Willie Clark, Sept. 22, 1996 at Oakland

### OPPONENT

- 102t Louis Breeden, Nov. 8, 1981 vs. Cincinnati
- 99t Jaylen Watson, Sept. 15, 2022 at Kansas City
- Janoris Jenkins, Nov. 23, 2014 vs. St. Louis
- Kevin Ross, Sept. 6, 1992 vs. Kansas City
- 96t Ray Griffin, Nov. 11, 1979 at Cincinnati
- Bashaud Breeland, Dec. 10, 2017 vs. Was.
- 91t Chad Greenway, Sept. 27, 2015 at Minnesota
- Fred Williamson, Sept. 30, 1962 at Oakland
- 90t Leroy Butler, Sept. 15, 1996 at Green Bay
- Deion Sanders, Dec. 11, 1994 vs. S.F.
- 87t Mark McMillian, Dec. 14, 1997 vs. K.C.

## KICKOFF RETURNS

### CHARGERS

- 105t Richard Goodman, Jan. 1, 2012 at Oakland
- 103t Darren Sproles, Sept. 14, 2008 at Denver
- Keith Lincoln, Sept. 16, 1962 vs. Titans of N.Y.
- 101t Andre Roberts, Jan. 2, 2022 vs. Denver
- 99t Micheal Spurlock, Dec. 30, 2012 vs. Oakland
- 98t Gary Anderson, Nov. 17, 1985 at Denver
- 95t Nate Lewis, Nov. 17, 1991 vs. New Orleans
- 94t Jamie Holland, Dec. 18, 1988 vs. Kansas City
- 93t Ronney Jenkins, Nov. 18, 2001 at Oakland
- Ronney Jenkins, Sept. 10, 2000 vs. N.O.
- Anthony Miller, Nov. 20, 1988 at L.A. Rams

### OPPONENT

- 104t Mecole Hardman, Dec. 29, 2019 at K.C.
- Ira Mathews, Oct. 25, 1979 at Oakland
- 103t Percy Harvin, Sept. 11, 2011 vs. Minnesota
- 101t Leon Washington, Sept. 26, 2010 at Seattle
- Brian Mitchell, Dec. 6, 1998 at Washington
- 99t Leon Washington, Sept. 26, 2010 at Seattle
- Byron Hanspard, Dec. 7, 1997 vs. Atlanta
- 98t Will Blackwell, Dec. 24, 2000 vs. Pittsburgh
- 97t Cassius Vaughn, Jan. 2, 2011 at Denver
- Tim Brown, Sept. 4, 1988 at L.A. Raiders

## PUNT RETURNS

### CHARGERS

95t Leslie "Speedy" Duncan, Nov. 24, 1968 vs. NYJ  
90t Darrien Gordon, Sept. 25, 1994 at L.A. Raiders  
88t Andre Coleman, Sept. 17, 1995 at Philadelphia  
Mike Fuller, Oct. 9, 1977 at New Orleans  
87t Derius Davis, Nov. 6, 2023 at N.Y. Jets  
85t Eric Metcalf, Nov. 2, 1997 at Cincinnati  
84t Tim Dwight, Sept. 9, 2001 vs. Washington  
Ron Smith, Nov. 18, 1973 vs. New Orleans  
83t Eric Metcalf, Nov. 30, 1997 vs. Denver  
82t Paul Lowe, Oct. 7, 1961 at Boston

### OPPONENT

95t Tyreek Hill, Jan. 1, 2017 vs. Kansas City  
94t Dexter McCluster, Sept. 13, 2010 at K.C.  
92t Rick Upchurch, Oct. 3, 1976 at Denver  
91t Tyreek Hill, Sept. 9, 2018 vs. Kansas City  
86t Tamarick Vanover, Oct. 9, 1995 at Kansas City  
82t George Atkinson, Oct. 13, 1968 at Oakland  
82 Ray Buchanan, Nov. 3, 1996 at Indianapolis  
81 Dennis Northcutt, Nov. 5, 2006 vs. Cleveland  
80t Phillip Buchanon, Dec. 28, 2003 vs. Oakland  
79t Lemar Parrish, Dec. 6, 1970 vs. Cincinnati

## FUMBLE RETURNS

### CHARGERS

86t Eric Weddle, Nov. 30, 2008 vs. Atlanta  
82t Donnie Edwards, Nov. 10, 2002 at St. Louis  
81t Vencie Glenn, Oct. 22, 1989 vs. N.Y. Giants  
79t Marlon McCree, Oct. 29, 2006 vs. St. Louis  
78t Paul Bradford, Nov. 23, 1997 at San Francisco  
75t Keith Browner (25 yds.) lateral to  
Sam Seale(50 yds.), Nov. 20, 1988  
at L.A. Rams  
61t Tevaughn Campbell, Dec. 5, 2021 at Cincinnati  
Caraun Reid, Sept. 25, 2016 at Indianapolis  
58t Rick Redman, Oct. 2, 1966 vs. Miami  
53t Darrell Stuckey, Dec. 7, 2014 vs. New England  
53 Henry Rolling, Oct. 6, 1991 at L.A. Raiders

### OPPONENT

97t Mike Edwards, Jan. 7, 2024 vs. Kansas City  
68 A.J. Duhe, Oct. 15, 1978 vs. Miami  
65t Tony Carter, Oct. 15, 2012 vs. Denver  
64t Tyvon Branch, Oct. 10, 2010 at Oakland  
63t Joey Browner, Sept. 2, 1984 at Minnesota  
63 Rob Ninkovich, Oct. 24, 2010 vs. N.E.  
62 Carlton Gray, Oct. 27, 1996 at Seattle  
59t George Atkinson, Nov. 25, 1973 at Oakland  
57t Tyreek Hill, Dec. 11, 2022 vs. Miami  
56t Ifeadi Odenigbo, Dec. 15, 2019 vs. Minnesota

## BLOCKED PUNT RETURNS

### CHARGERS

35t Bob Zeman, Oct. 7, 1961 at Boston  
21t Derrie Nelson, Nov. 13, 1983 vs. Dallas  
19 Pete Lazetich, Sept. 24, 1972 vs. Denver  
5 Gene Selawski, Oct. 22, 1961 at Oakland  
4 Wayne Davis, Nov. 17, 1985 at Denver  
3 Steve Heiden, Dec. 17, 2000 at Carolina  
0t Jacob Hester, Oct. 25, 2009 at Kansas City  
Darryll Lewis, Sept. 26, 1999 vs. Indianapolis  
0s Carlos Polk, Sept. 22, 2002 at Arizona  
0 Corey Lynch, Sept. 10, 2012 at Oakland

### OPPONENT

37t Frank Warren, Nov. 17, 1991 vs. New Orleans  
29t Adam Hayward, Nov. 11, 2012 at Tampa Bay  
16 Randy McClanahan, Sept. 18, 1977 at Oak.  
15 Walt Landers, Sept. 24, 1978 vs. Green Bay  
14 Glen Cadrez, Oct. 13, 2002 vs. Kansas City  
9 Tyrone Braxton, Oct. 2, 1988 vs. Denver  
5t Hiram Eugene, Oct. 10, 2010 at Oakland  
2t Jerry Robinson, Nov. 20, 1986 vs. L.A. Raiders  
0s Nick Schommer, Oct. 31, 2010 vs. Tennessee  
Rock Cartwright, Oct. 10, 2010 at Oakland

## BLOCKED FIELD GOAL RETURNS

### CHARGERS

72t Leslie "Speedy" Duncan, Nov. 23, 1967 vs. Den.  
35 Tom Day, Oct. 15, 1967 vs. Kansas City  
28 Jim Tolbert, Nov. 15, 1971 vs. St. Louis  
27 Kenny Graham, Nov. 15, 1964 at Kansas City  
25 Jeff Staggs, Oct. 25, 1970 vs. Houston Oilers

### OPPONENT

66 Tommy Casanova, Sept. 22, 1974 at Cin.  
65t Matt Ware, Oct. 23, 2005 at Philadelphia  
60 Louis Wright, Nov. 17, 1985 at Denver  
54t Doug Evans, Dec. 17, 2000 at Carolina  
44t Devin McCourty, Dec. 6, 2020 vs. N.E.  
42t Ray McElroy, Oct. 26, 1997 vs. Indianapolis  
28 John Barmlett, Nov. 27, 1966 vs. Denver  
17 Charlie West, Dec. 5, 1971 vs. Minnesota  
Mike Statton, Oct. 1, 1967 vs. Buffalo  
16 Daniel Thomas, Oct. 25, 2020 vs. Jax.  
Fletcher Smith, Oct. 15, 1967 vs. Kansas City

## MISSED FIELD GOAL RETURNS

### CHARGERS

109t Antonio Cromartie, Nov. 4, 2007 at Min.

# INDIVIDUAL POSTSEASON RECORDS

\*NFL Record

## SCORING

### Most Points, Career

- 42 Nate Kaeding, 2004-09
- 37 Rolf Benirschke, 1977-86
- 30 John Carney, 1990-2000

### Most Points, Game

- 15 Michael Badgley, AFC Wild Card, Jan. 6, 2019, at Baltimore
- 12 (10x) Last: Cameron Dicker and Austin Ekeler, AFC Wild Card, Jan. 14, 2023 at Jax.
- 11 Rolf Benirschke, AFC Divisional, Jan. 2, 1982 at Miami

### Most Touchdowns, Career

- 4 Darren Sproles, 2005-09
- LaDainian Tomlinson, 2001-09
- Kellen Winslow, 1979-87
- Charlie Joiner, 1976-86
- 3 (4x) Last: Keenan Allen, 2013-23
- 2 (8x) Last: Austin Ekeler, 2017-23

### Most Touchdowns, Game

- 2 (8x) Last: Austin Ekeler, AFC Wild Card Jan. 14, 2023 at Jacksonville
- 1 (54x) Last: Ladd McConkey, AFC Wild Card Jan. 11, 2025 at Houston

### Most Points After Touchdown, Career

- 18 Nate Kaeding, 2004-09
- 16 Rolf Benirschke, 1977-86
- 9 John Carney, 1990-2000

### Most Points After Touchdown, Game

- 6 George Blair, AFL Championship, Jan. 5, 1964 vs. Boston
- 5 Rolf Benirschke, AFC Divisional, Jan. 2, 1982 at Miami
- 4 (2x) Last: Nate Kaeding, AFC Divisional, Jan. 13, 2008 at Indianapolis

### Most Two-Point Conversions, Game

- 1 (4x) Last: Keenan Allen, AFC Divisional, Jan. 13, 2019 at New England

## FIELD GOALS

### Most, Career

- 8 Nate Kaeding, 2004-09
- 7 John Carney, 1990-2000
- Rolf Benirschke, 1977-86
- 5 Cameron Dicker, 2022-24
- Michael Badgley, 2018-20

### Most, Game

- 5 Michael Badgley, AFC Wild Card, Jan. 6, 2019 at Baltimore
- 4 Nate Kaeding, AFC Championship, Jan. 20, 2008 at New England
- 3 Cameron Dicker, AFC Wild Card, Jan. 14, 2023 at Jacksonville
- Ben Agajanian, AFL Championship, Jan. 1, 1961 vs. Houston Oilers

### Longest

- 54 John Carney, AFC Wild Card, Dec. 31, 1995 vs. Indianapolis
- 53 Michael Badgley, AFC Wild Card, Jan. 6, 2019 at Baltimore
- 50 Cameron Dicker, AFC Wild Card, Jan. 14, 2023 at Jacksonville

## RUSHING

### Most Attempts, Career

- 110 Chuck Muncie, 1980-84
- 96 LaDainian Tomlinson, 2001-09
- 63 Natrone Means, 1993-95, 98-99

### Most Attempts, Game

- 26 LaDainian Tomlinson, AFC Wild Card, Jan. 8, 2005 vs. New York Jets
- 25 Chuck Muncie, AFC First Round, Jan. 9, 1983 at Pittsburgh
- 24 Natrone Means, AFC Divisional, Jan. 8, 1995 vs. Miami
- Chuck Muncie, AFC Divisional, Jan. 2, 1982 at Miami

### Most Yards, Career

- 516 Chuck Muncie, 1980-84
- 380 Paul Lowe, 1960-68
- 327 LaDainian Tomlinson, 2001-09

### Most Yards, Game

- 206 Keith Lincoln, AFL Championship, Jan. 5, 1964 vs. Boston
- 165 Paul Lowe, AFL Championship, Jan. 1, 1961 at Houston Oilers
- 139 Natrone Means, AFC Divisional, Jan. 8, 1995 vs. Miami

### Most Touchdowns, Career

- 4 LaDainian Tomlinson, 2001-09
- 3 Chuck Muncie, 1980-84
- 2 (6x) Last: Austin Ekeler, 2017-23

### Most Touchdowns, Game

- 2 Austin Ekeler, AFC Wild Card, Jan. 14, 2023 at Jacksonville
- Darren Sproles, AFC Wild Card, Jan. 3, 2009 vs. Indianapolis
- LaDainian Tomlinson, AFC Divisional, Jan. 14, 2007 vs. New England
- 1 (24x) Last: Melvin Gordon, AFC Divisional, Jan. 13, 2019 at New England

### Longest Run

- 67t Keith Lincoln, AFL Championship, Jan. 5, 1964 vs. Boston
- 58t Ronnie Brown, AFC Wild Card, Jan. 5, 2014 at Cincinnati
- Paul Lowe, AFL Championship, Jan. 5, 1964 vs. Boston
- 56t Keith Lincoln, AFL Championship, Jan. 5, 1964 vs. Boston

## PASSING

### Most Attempts, Career

- 355 Philip Rivers 2004-19
- 286 Dan Fouts 1973-87
- 228 Stan Humphries 1992-97

### Most Attempts, Game

- 53 Dan Fouts, AFC Divisional, Jan. 2, 1982 at Miami (OT)
- 51 Philip Rivers, AFC Divisional, Jan. 13, 2019 at New England
- 49 Stan Humphries, Super Bowl XXIX, Jan. 29, 1995 vs. San Francisco

### Most Completions, Career

- 211 Philip Rivers, 2004-19
- 159 Dan Fouts, 1973-87
- 118 Stan Humphries, 1992-97

### Most Completions, Game

- 33 Dan Fouts, AFC Divisional, Jan. 2, 1982 at Miami (OT)
- 31 Drew Brees, AFC Wild Card, Jan. 8, 2005 vs. New York Jets
- 28 Stan Humphries, AFC Wild Card, Dec. 31, 1995 vs. Indianapolis

### Highest Completion Pct., Career (min. 40 att.)

- 73.8 Drew Brees, 2001-04
- 59.4 Philip Rivers, 2004-19
- 55.6 Dan Fouts, 1973-87

### Highest Completion Pct, Game (min. 10 att.)

- 75.0 Philip Rivers, AFC Wild Card, Jan. 5, 2014 at Cincinnati
- 73.8 Drew Brees, AFC Wild Card, Jan. 8, 2005 vs. New York Jets
- 73.7 Philip Rivers, AFC Divisional, Jan. 13, 2008 at Indianapolis

### Most Yards, Career

- 2,656 Philip Rivers, 2004-19
- 2,125 Dan Fouts, 1973-87
- 1,347 Stan Humphries, 1992-97

### Most Yards, Game

- 433 Dan Fouts, AFC Divisional, Jan. 2, 1982 at Miami (OT)
- 336 Dan Fouts, AFC Championship, Jan. 11, 1981 vs. Oakland
- 333 Dan Fouts, AFC First Round, Jan. 9, 1983 at Pittsburgh

### Most Touchdowns, Career

- 14 Philip Rivers, 2004-19
- 12 Dan Fouts, 1973-87
- 6 Stan Humphries, 1992-97

### Most Touchdowns, Game

- 3 (5x) Last: Philip Rivers, AFC Divisional, Jan. 13, 2019 at New England
- 2 (6x) Last: Philip Rivers, AFC Divisional, Jan. 12, 2014 at Denver
- 1 (11x) Last: Justin Herbert, AFC Wild Card, Jan. 11, 2025 at Houston

### Highest Passer Rating, Career (min. 40 att.)

- 101.2 Drew Brees, 2001-04
- 84.2 Philip Rivers, 2004-19
- 76.4 Tobin Rote, 1963-64

### Highest Passer Rating, Game (min. 10 att.)

- 145.3 Tobin Rote, AFL Championship, Jan. 5, 1964 vs. Boston
- 133.2 Philip Rivers, AFC Divisional, Jan. 13, 2008 at Indianapolis
- 132.1 John Hadl, AFL Championship, Jan. 5, 1964 vs. Boston

### Most Games 300 Yards or More, Career

- 5 Dan Fouts, 1973-87
- 2 Philip Rivers, 2004-19
- 1 Drew Brees, 2001-04

### Most Games 400 Yards or More, Career

- 1 Dan Fouts, 1973-87

### Longest Completion

- 86t Justin Herbert, AFC Wild Card, Jan. 11, 2025 at Houston
- 62t Philip Rivers, AFC Divisional, Jan. 11, 2009 at Pittsburgh
- 58 Philip Rivers, AFC Divisional, Jan. 14, 2007 vs. New England

### Most Interceptions, Career

- 16 Dan Fouts, 1973-87
- 13 Stan Humphries, 1992-97
- 10 Philip Rivers, 2004-19

### Most Interceptions, Game

- 5 Dan Fouts, AFC Second Round, Jan. 16, 1983 at Miami
- Dan Fouts, AFC Divisional, Dec. 29, 1979 vs. Houston Oilers
- 4 (4x) Last: Justin Herbert, AFC Wild Card, Jan. 11, 2025 at Houston
- 2 (9x) Last: Philip Rivers, AFC Divisional, Jan. 17, 2010 vs. New York Jets

## RECEIVING

### Most Receptions, Career

- 51 Antonio Gates, 2003-18
- 39 Ronnie Harmon, 1990-95
- 30 Charlie Joiner, 1976-86

### Most Receptions, Game

- 13 Kellen Winslow, AFC Divisional, Jan. 2, 1982 at Miami (OT)
- 10 Ronnie Harmon, AFC Wild Card, Dec. 31, 1995 vs. Indianapolis
- 9 (5x) Last: Ladd McConkey, AFC Wild Card, Jan. 11, 2025 at Houston

### Most Yards, Career

- 540 Antonio Gates, 2003-18
- 539 Charlie Joiner, 1976-86
- 503 Vincent Jackson, 2005-09

### Most Yards, Game

- 197 Ladd McConkey, AFC Wild Card, Jan. 11, 2025 at Houston
- 166 Kellen Winslow, AFC Divisional, Jan. 2, 1982 at Miami (OT)
- 142 Keenan Allen, AFC Divisional, Jan. 12, 2014 at Denver

### Most Touchdowns, Career

- 4 Kellen Winslow, 1979-87
- Charlie Joiner, 1976-86
- 3 Keenan Allen, 2013-22
- Vincent Jackson, 2005-11
- 2 (5x) Last: Antonio Gates, 2003-18

### Most Touchdowns, Game

- 2 (4x) Last: Keenan Allen, AFC Divisional, Jan. 12, 2014 at Denver
- 1 (32x) Last: Ladd McConkey, AFC Wild Card, Jan. 11, 2025 at Houston

## SCRIMMAGE YARDS

### Most, Career

- 644 Chuck Muncie, 1980-84
- 540 Antonio Gates, 2003-18
- 539 Charlie Joiner, 1976-86

### Most, Game

- 329 Keith Lincoln, AFL Championship, Jan. 5, 1964 vs. Boston
- 197 Ladd McConkey, AFC Wild Card, Jan. 11, 2025 at Houston
- 187 LaDainian Tomlinson, AFC Divisional, Jan. 14, 2007 vs. New England

## INTERCEPTIONS

### Most Interceptions, Career

- 3 Asante Samuel, 2020-24
- Drayton Florence, 2003-07
- Glen Edwards, 1978-81
- 2 (5x) Last: Quentin Jammer, 2002-09
- 1 (22x) Last: Deane Leonard, 2022-24

### Most Interceptions, Game

- 3 Asante Samuel, AFC Wild Card, Jan. 14, 2023 at Jacksonville
- 2 (4x) Last: Glen Edwards, AFC Divisional, Jan. 3, 1981 vs. Buffalo
- 1 (30x) Last: Deane Leonard, AFC Wild Card, Jan. 11, 2025 at Houston

### Most Interception Return Yards, Career

- 62 Glen Edwards, 1978-81
- 45 Bud Whitehead, 1961-68
- 40 Darren Carrington, 1991-94

### Most Interception Return Yards, Game

- 45 Bud Whitehead, AFL Championship, Dec. 24, 1961 vs. Houston Oilers
- 40 Darren Carrington, AFC Wild Card, Jan. 12, 1993 vs. Kansas City
- 35 Bruce Laird, AFC First Round, Jan. 9, 1983 at Pittsburgh
- Glen Edwards, AFC Divisional, Jan. 2, 1982 at Miami (OT)

## Longest Interception Return

- 40 Darren Carrington, AFC Wild Card, Jan. 12, 1993 vs. Kansas City
- 30 Shareece Wright, AFC Wild Card, Jan. 5, 2014 at Cincinnati
- Antonio Cromartie, AFC Divisional, Jan. 13, 2008 at Indianapolis
- 24 Quentin Jammer, AFC Divisional, Jan. 17, 2010 vs. New York Jets

## SACKS

### Most, Career (since 1982)

- 3.0 Khalil Mack, 2022-24
- Shawn Lee, 1992-95
- 2.5 Leslie O'Neal, 1992-95
- 2.0 Joey Bosa, 2016-24
- Melvin Ingram, 2012-20
- Eric Weddle, 2007-15
- Luis Castillo, 2005-11
- Shawne Merriman, 2005-10
- Raylee Johnson, 1993-2003
- Burt Grossman, 1989-93

### Most, Game (since 1982)

- 2.5 Leslie O'Neal, AFC Wild Card, Jan. 2, 1993 vs. Kansas City
- 2.0 (7x) Last: Khalil Mack, AFC Wild Card, Jan. 11, 2025 at Houston
- 1.5 Steve Foley, AFC Wild Card, Jan. 8, 2005 vs. New York Jets

## PUNTING

### Most Punts, Career

- 52 Mike Scifres, 2003-13
- 13 John Kidd, 1990-94
- 11 Donnie Jones, 2018
- Bryan Wagner, 1994

### Most Punts, Game

- 7 Mike Scifres, AFC Divisional, Jan. 14, 2007 vs. New England
- John Kidd, AFC Divisional, Jan. 10, 1993 at Miami
- 6 (7x) Last: Donnie Jones, AFC Divisional, Jan. 13, 2019 at New England
- 5 (8x) Last: JK Scott, AFC Wild Card, Jan. 11, 2025 at Houston

### Most Yards, Career

- 2,330 Mike Scifres, 2003-13
- 587 John Kidd, 1990-94
- 474 Bryan Wagner, 1994

### Most Yards, Game

- 324 John Kidd, AFC Divisional, Jan. 10, 1993 at Miami
- 316 Mike Scifres, AFC Wild Card, Jan. 3, 2009 vs. Indianapolis (OT)
- 297 Mike Scifres, AFC Wild Card, Jan. 17, 2010 vs. New York Jets

### Longest Punt

- 67 Mike Scifres, AFC Wild Card, Jan. 3, 2009 vs. Indianapolis (OT)
- 66 Mike Scifres, AFC Divisional, Jan. 13, 2008 at Indianapolis
- 65 Darren Bennett, AFC Wild Card, Dec. 31, 1995 vs. Indianapolis

### Highest, Career (minimum 5 punts)

- 45.2 John Kidd, 1990-94
- 44.8 Mike Scifres, 2003-13
- 43.9 John Hadl, 1962-72

### Highest, Game (minimum 2 punts)

- 59.0 Mike Scifres, AFC Divisional, Jan. 13, 2008 at Indianapolis
- 54.5 Darren Bennett, AFC Wild Card, Dec. 31, 1995 vs. Indianapolis
- 52.7 Mike Scifres, AFC Wild Card, Jan. 3, 2009 vs. Indianapolis (OT)

## PUNT RETURNS

### Most Returns, Career

- 12 Darren Sproles, 2005-09
- 8 Mike Fuller, 1975-80
- 7 Eric Parker, 2002-06

### Most Returns, Game

- 5 Eric Parker, AFC Divisional, Jan. 14, 2007 vs. New England
- 4 (2x) Last: Desmond King, AFC Wild Card, Jan. 6, 2019 at Baltimore
- 3 (6x) Last: Darren Sproles, AFC Wild Card, Jan. 3, 2009 vs. Indianapolis (OT)

### Most Yards, Career

- 107 Darren Sproles, 2005-09
- 99 Mike Fuller, 1975-80
- 63 Wes Chandler, 1981-87

### Most Yards, Game

- 72 Darren Sproles, AFC Wild Card, Jan. 3, 2009 vs. Indianapolis (OT)
- 56 Wes Chandler, AFC Divisional, Jan. 2, 1982 at Miami (OT)
- 46 Desmond King, AFC Wild Card, Jan. 6, 2019 at Baltimore

### Longest Return

- 56t Wes Chandler, AFC Divisional, Jan. 2, 1982 at Miami (OT)
- 33 Desmond King, AFC Wild Card, Jan. 6, 2019 at Baltimore

### Most Touchdowns, Career

- 1 Wes Chandler, 1981-87

## KICKOFF RETURNS

### Most Returns, Career

- 21 Darren Sproles, 2005-09
- 19 Andre Coleman, 1994-96
- 17 James Brooks, 1981-83

### Most Returns, Game

- 8 Andre Coleman, Super Bowl XXIX, Jan. 29, 1995 vs. San Francisco
- 6 Andre Coleman, AFC Wild Card, Dec. 31, 1995 vs. Indianapolis
- 5 (6x) Last: Desmond King, AFC Divisional, Jan. 13, 2019 at New England

### Most Yards, Career

- 537 Darren Sproles, 2005-09
- 483 Andre Coleman, 1994-96
- 283 James Brooks, 1981-83

### Most Yards, Game

- 244 Andre Coleman, Super Bowl XXIX, Jan. 29, 1995 vs. San Francisco
- 164 Darren Sproles, AFC Divisional, Jan. 11, 2009 at Pittsburgh
- 147 Leslie "Speedy" Duncan, AFL Championship, Dec. 26, 1964 at Buffalo

### Longest Return

- 98t Andre Coleman, Super Bowl XXIX, Jan. 29, 1995 vs. San Francisco
- 72 Desmond King, AFC Wild Card, Jan. 6, 2019 at Baltimore
- 63 Darren Sproles, AFC Divisional, Jan. 11, 2009 at Pittsburgh

### Most Touchdowns, Career

- 1 Andre Coleman, 1994-96

## SERVICE

### Most Games

- 12 Antonio Gates, 2003-18
- David Binn, 1994-2010
- 11 Philip Rivers, 2004-19
- 10 Nick Hardwick, 2004-13
- Mike Scifres, 2004-13

# TEAM POSTSEASON RECORDS

\*NFL Record

## POINTS

### Most, Quarter

- 24 AFC Championship, Jan. 2, 1982 at Miami (1st Q)
- 21 AFL Championship, Jan. 5, 1964 vs. Boston (1st Q)
- 17 AFC Wild Card, Jan. 14, 2023 at Jax. (1st Q)
- AFC Divisional, Jan. 10, 2014 at Den. (4th Q)

### Most, Quarter, Opponent

- 21 AFC Divisional, Jan. 13, 2019 at New England (2nd Q)
- AFC Divisional, Jan. 10, 1993 at Mia. (2nd Q)
- AFC Championship, Jan. 11, 1981 vs. Oakland (1st Q)
- 20 AFC Second Round, Jan. 16, 1983 at Miami (2nd Q)
- 14 (11x) Last: AFC Wild Card, Jan. 6, 2019 at Bal.

### Most Quarter, Both Teams

- 33 AFC Second Round, Jan. 16, 1983 at Miami (2nd Q)
- 28 (4x) Last: AFC Divisional, Jan. 11, 2009 at Pittsburgh (4th Q)
- 25 AFC Wild Card, Jan. 6, 2019 at Bal. (4th Q)

### Most, Game

- 51 AFL Championship, Jan. 5, 1964 vs. Boston
- 41 AFC Divisional, Jan. 2, 1982 at Miami (OT)
- 31 AFC First Round, Jan. 9, 1983 at Pittsburgh

### Most, Game, Opponent

- 49 Super Bowl XXIX, Jan. 29, 1995 vs. S.F.
- 41 AFC Divisional, Jan. 13, 2019 at New England
- 38 AFC Divisional, Jan. 2, 1982 at Miami (OT)

### Most, Game, Both Teams

- 79 AFC Divisional, Jan. 2, 1982 at Miami (OT)
- 75 Super Bowl XXIX, Jan. 29, 1995 vs. S.F.
- 69 AFC Divisional, Jan. 13, 2019 at New England

### Fewest, Game

- 0 AFC Divisional, Jan. 10, 1993 at Miami
- AFL Championship, Dec. 26, 1965 vs. Buffalo
- 3 AFL Championship, Dec. 24, 1961 vs. Houston Oilers
- 7 AFC Championship, Jan. 10, 1982 at Cincinnati
- AFL Championship, Dec. 26, 1964 at Buffalo

### Fewest, Game, Opponent

- 0 AFC Wild Card, Jan. 2, 1993 vs. Kansas City
- 6 AFC Wild Card, Jan. 6, 2008 vs. Tennessee
- 10 (3x) Last: AFC Wild Card, Jan. 5, 2014 at Cincinnati

### Fewest, Game, Both Teams

- 13 AFL Championship, Dec. 24, 1961 vs. Houston Oilers
- 17 AFC Wild Card, Jan. 2, 1993 vs. Kansas City
- 23 (2x) Last: AFC Wild Card, Jan. 6, 2008 vs. Tennessee

## TOUCHDOWNS

### Most, Game

- 7 AFL Championship, Jan. 5, 1964 vs. Boston
- 5 AFC Divisional, Jan. 2, 1982 at Miami (OT)
- 4 (3x) Last: AFC Divisional, Jan. 13, 2019 at New England

### Most, Game, Opponent

- 7 Super Bowl XXIX, Jan. 29, 1995 vs. S.F.
- 5 (4x) Last: AFC Divisional, Jan. 13, 2019 at New England
- 4 (5x) Last: AFC Wild Card, Jan. 14, 2023 at Jacksonville

### Most, Game, Both Teams

- 10 Super Bowl XXIX, Jan. 29, 1995 vs. S.F.
- AFC Divisional, Jan. 2, 1982 at Miami (OT)
- 9 AFC Divisional, Jan. 13, 2019 at New England
- 8 (3x) Last: AFC Divisional, Jan. 11, 2009 at Pittsburgh

## POINTS AFTER TOUCHDOWN

### Most, Game

- 6 AFL Championship, Jan. 5, 1964 vs. Boston
- 5 AFC Divisional, Jan. 2, 1982 at Miami (OT)
- 4 (2x) Last: AFC Divisional, Jan. 13, 2008 at Indianapolis

### Most, Game, Opponent

- 7 Super Bowl XXIX, Jan. 29, 1995 vs. S.F.
- 5 (4x) Last: AFC Divisional, Jan. 13, 2019 at New England
- 4 (4x) Last: AFC Divisional, Jan. 10, 1993 at Miami

### Most, Game, Both Teams

- 10 Super Bowl XXIX, Jan. 29, 1995 vs. S.F.
- AFC Divisional, Jan. 2, 1982 at Miami (OT)
- 8 (2x) Last: AFC Divisional, Jan. 11, 2009 at Pittsburgh
- 7 (5x) Last: AFC Divisional, Jan. 13, 2019 at New England

### Most Two-Point Conversions, Game

- 2 Super Bowl XXIX, Jan. 29, 1995 vs. S.F.
- 1 AFC Divisional, Jan. 13, 2019 at New England

### Most Two-Point Conversions, Game, Opponent

- 1 AFC Wild Card, Jan. 14, 2023 at Jacksonville
- AFC Divisional, Jan. 14, 2007 vs. N.E.

## FIELD GOALS

### Most, Game

- 5 AFC Wild Card, Jan. 6, 2019 at Baltimore
- 4 AFC Championship, Jan. 20, 2008 at N.E.
- 3 AFC Wild Card, Jan. 14, 2023 at Jacksonville
- AFL Championship, Jan. 1, 1961 at Houston Oilers

### Most, Game, Opponent

- 4 AFC Championship, Jan. 20, 2008 at N.E.
- 3 (3x) Last: AFC Wild Card, Jan. 11, 2025 at Houston
- 2 (7x) Last: AFC Divisional, Jan. 13, 2019 at New England

### Most, Game, Both Teams

- 6 AFC Wild Card, Jan. 6, 2019 at Baltimore
- 5 AFC Wild Card, Jan. 11, 2025 at Houston
- 4 (4x) Last: AFC Wild Card, Jan. 14, 2023 at Jacksonville

## FIRST DOWNS

### Most, Game

- 33 AFC Divisional, Jan. 2, 1982 at Miami (OT)
- 29 AFC First Round, Jan. 9, 1983 at Pittsburgh
- 28 AFC Divisional, Jan. 8, 1995 vs. Miami

### Most, Game, Opponent

- 30 AFC Divisional, Jan. 13, 2019 at New England
- 29 AFC Second Round, Jan. 16, 1983 at Miami
- 28 Super Bowl XXIX, Jan. 29, 1995 vs. S.F.

### Most, Game, Both Teams

- 58 AFC Divisional, Jan. 2, 1982 at Miami (OT)
- 55 AFC First Round, Jan. 9, 1983 at Pittsburgh
- 52 AFC Divisional, Jan. 13, 2019 at New England

### Fewest, Game

- 10 AFC Divisional, Jan. 10, 1993 at Miami
- 12 AFL Championship, Dec. 26, 1965 vs. Buffalo
- 13 (2x) Last: AFC Divisional, Jan. 12, 2014 at Denver

### Fewest, Game, Opponent

- 11 AFC Wild Card, Jan. 6, 2019 at Baltimore
- 14 (3x) Last: AFC Divisional, Jan. 17, 2010 vs. New York Jets
- 15 (2x) Last: AFC Wild Card, Jan. 6, 2008 vs. Tennessee

### Fewest, Game, Both Teams

- 25 AFC Wild Card, Jan. 6, 2019 at Baltimore
- 26 AFL Championship, Dec. 26, 1965 vs. Buffalo
- 28 AFC Divisional, Jan. 10, 1993 at Miami

## FIRST DOWNS RUSHING

### Most, Game

- 12 AFC Divisional, Jan. 14, 2007 at N.E.
- AFC Divisional, Jan. 8, 1995 vs. Miami
- 11 (5x) Last: AFC Wild Card, Jan. 3, 2009 vs. Indianapolis (OT)
- 10 AFC Divisional, Jan. 2, 1982 at Miami (OT)

### Most, Game, Opponent

- 15 AFC Second Round, Jan. 16, 1983 at Miami
- 13 (2x) Last: AFC Divisional, Jan. 12, 2014 at Denver
- 12 (2x) Last: AFC Divisional, Jan. 11, 2009 at Pittsburgh

### Most, Game, Both Teams

- 20 AFC Second Round, Jan. 16, 1983 at Miami
- 19 (2x) Last: AFC Wild Card, Jan. 5, 2014 at Cincinnati
- 17 (3x) Last: AFC Championship, Jan. 20, 2008 at New England

### Fewest, Game

- 1 (2x) Last: AFC Divisional, Jan. 12, 2014 at Denver
- 2 (2x) Last: AFC Divisional, Jan. 13, 2019 at New England
- 3 (2x) Last: AFC Wild Card, Jan. 6, 2019 at Baltimore

### Fewest, Game, Opponent

- 2 AFC Divisional, Jan. 8, 1995 vs. Miami
- 3 (3x) Last: AFC Divisional, Jan. 14, 2007 at New England
- 4 (5x) Last: AFC Wild Card, Jan. 6, 2019 at Baltimore

### Fewest, Game, Both Teams

- 7 AFC Wild Card, Jan. 6, 2019 at Baltimore
- 8 (3x) Last: AFC Divisional, Jan. 17, 2010 vs. New York Jets
- 9 AFC Wild Card, Jan. 14, 2023 at Jacksonville
- AFL Championship, Dec. 26, 1965 vs. Buffalo

## FIRST DOWNS PASSING

### Most, Game

- 21 AFC Divisional, Jan. 2, 1982 at Miami (OT)
- 20 AFC Wild Card, Dec. 31, 1995 vs. Indianapolis
- 19 AFC First Round, Jan. 9, 1983 at Pittsburgh

### Most, Game, Opponent

- 21 AFC Divisional, Jan. 13, 2008 at Indianapolis
- AFC Divisional, Jan. 2, 1982 at Miami (OT)
- 20 AFC Wild Card, Jan. 5, 2014 at Cincinnati
- 19 AFC First Round, Jan. 9, 1983 at Pittsburgh

### Most, Game, Both Teams

- 42 AFC Divisional, Jan. 2, 1982 at Miami (OT)
- 38 AFC First Round, Jan. 9, 1983 at Pittsburgh
- 35 AFC Divisional, Jan. 13, 2008 at Indianapolis

### Fewest, Game

- 7 (5x) Last: AFC Divisional, Jan. 10, 1993 at Miami
- 8 (3x) Last: AFC Wild Card, Jan. 6, 2019 at Baltimore
- 9 (5x) Last: AFC Wild Card, Jan. 11, 2025 at Houston

### Fewest, Game, Opponent

- 5 AFC Divisional, Dec. 29, 1979 vs. Houston Oilers
- 6 AFC Divisional, Jan. 17, 2010 vs. N.Y. Jets
- 7 AFC Wild Card, Jan. 6, 2019 at Baltimore

### Fewest, Game, Both Teams

- 15 (2x) Last: AFC Wild Card, Jan. 6, 2019 at Baltimore
- 16 (3x) Last: AFC Divisional, Jan. 10, 1993 at Miami
- 17 (2x) Last: AFC Wild Card, Jan. 2, 1993 vs. Kansas City

## TOTAL NET YARDS GAINED

### Most, Game

- 601 AFL Championship, Jan. 5, 1964 vs. Boston
- 564 AFC Divisional, Jan. 2, 1982 at Miami (OT)
- 479 AFC First Round, Jan. 9, 1983 at Pittsburgh

### Most, Game, Opponent

- 498 AFC Divisional, Jan. 13, 2019 at New England
- 466 AFC Divisional, Jan. 2, 1982 at Miami (OT)
- 449 Super Bowl XXIX, Jan. 29, 1995 vs. S.F.

### Most, Game, Both Teams

- 1,030 AFC Divisional, Jan. 2, 1982 at Miami (OT)
- 901 AFC First Round, Jan. 9, 1983 at Pittsburgh
- 862 AFL Championship, Jan. 5, 1964 vs. Boston

## NET YARDS GAINED RUSHING

### Most, Game

- 309 AFL Championship, Jan. 5, 1964 vs. Boston
- 202 AFC Wild Card, Jan. 8, 1995 vs. Miami
- 196 AFC Wild Card, Jan. 5, 2014 at Cincinnati

### Most, Game, Opponent

- 219 AFL Championship, Dec. 26, 1964 vs. Buffalo
- 214 AFC Second Round, Jan. 16, 1983 at Miami
- 178 AFC Wild Card, Dec. 31, 1995 vs. Indianapolis

### Most, Game, Both Teams

- 384 AFL Championship, Jan. 5, 1964 vs. Boston
- 343 AFL Championship, Dec. 26, 1964 vs. Buffalo
- 323 AFC Wild Card, Dec. 31, 1995 vs. Indianapolis

## NET YARDS GAINED PASSING

### Most, Game

- 415 AFC Divisional, Jan. 2, 1982 at Miami (OT)
- 351 AFC Championship, Jan. 11, 1981 vs. Oakland
- 333 AFC First Round, Jan. 9, 1983 at Pittsburgh

### Most, Game, Opponent

- 402 AFC Divisional, Jan. 13, 2008 at Indianapolis
- 388 AFC Divisional, Jan. 2, 1982 at Miami (OT)
- 349 AFC Championship, Jan. 15, 1995 at Pit.

### Most, Game, Both Teams

- 803 AFC Divisional, Jan. 2, 1982 at Miami (OT)
- 714 AFC Divisional, Jan. 13, 2008 at Indianapolis
- 659 AFC Divisional, Jan. 13, 2019 at New England

# CHARGERS AND OPPONENT FIVE LONGEST POSTSEASON PLAYS

## RUNS FROM SCRIMMAGE

### CHARGERS

- 58t Ronnie Brown, AFC Wild Card, Jan. 5, 2014 at Cincinnati
- 26 Darren Sproles, AFC Championship, Jan. 20, 2008 at New England
- 24t Natrone Means, AFC Divisional, Jan. 8, 1995 vs. Miami
- 22t Darren Sproles, AFC Wild Card, Jan. 3, 2009 vs. Indianapolis
- 22 Darren Sproles, AFC Divisional, Jan. 17, 2010 vs. New York Jets

### OPPONENT

- 66t Zack Crockett, AFC Wild Card, Dec. 31, 1995 vs. Indianapolis
- 53t Shonn Greene, AFC Divisional, Jan. 17, 2010 vs. New York Jets
- 40 Sony Michel, AFC Divisional, Jan. 13, 2019 at New England
- 33t Zack Crockett, AFC Wild Card, Dec. 31, 1995 vs. Indianapolis
- 27 C.J. Stroud, AFC Wild Card, Jan. 11, 2025 at Houston
- Willie Parker, AFC Divisional, Jan. 11, 2009 at Pittsburgh

## PASS COMPLETIONS

### CHARGERS

- 86t Justin Herbert to Ladd McConkey, AFC Wild Card, Jan. 11, 2025 at Houston
- 62t Philip Rivers to Darren Sproles, AFC Divisional, Jan. 11, 2009 at Pittsburgh
- 58 Philip Rivers to LaDainian Tomlinson, AFC Divisional, Jan. 14, 2007 vs. N.E.
- 56t Philip Rivers to Darren Sproles, AFC Divisional, Jan. 13, 2008 at Ind.
- 49 Philip Rivers to Keenan Allen, AFC Divisional, Jan. 12, 2014 at Denver

### OPPONENT

- 72t Peyton Manning to Reggie Wayne, AFC Wild Card, Jan. 3, 2009 vs. Ind.
- 55t Peyton Manning to Anthony Gonzalez, AFC Divisional, Jan. 13, 2008 at Ind.
- 51t Steve Young to Ricky Watters, Super Bowl XXIX at Joe Robbie Stadium, Jan. 29, 1995 vs. San Francisco
- 49 Andy Dalton to Marvin Jones, AFC Wild Card, Jan. 5, 2014 at Cin.
- Tom Brady to Reche Caldwell, AFC Divisional, Jan. 14, 2007 vs. N.E.

## FIELD GOALS

### CHARGERS

- 54 John Carney, AFC Wild Card, Dec. 31, 1995 vs. Indianapolis
- 53 Michael Badgley, AFC Wild Card, Jan. 6, 2019 at Baltimore
- 50 Cameron Dicker, AFC Wild Card, Jan. 14, 2023 at Jacksonville
- 47 Michael Badgley, AFC Wild Card, Jan. 6, 2019 at Baltimore
- 42 Nate Kaeding, AFC Divisional, Jan. 11, 2009 at Pittsburgh

### OPPONENT

- 50 Stephen Gotskowski, AFC Divisional, Jan. 14, 2007 vs. New England
- 46 Mike Nugent, AFC Wild Card, Jan. 5, 2014 at Cincinnati
- Jay Feely, AFC Divisional, Jan. 17, 2010 vs. New York Jets
- Adam Vinatieri, AFC Divisional, Jan. 13, 2008 at Indianapolis
- 45 Matt Prater, AFC Divisional, Jan. 12, 2014 at Denver

## PUNTS

### CHARGERS

- 67 Mike Scifres, AFC Wild Card, Jan. 3, 2009 vs. Indianapolis
- 66 Mike Scifres, AFC Divisional, Jan. 13, 2008 at Indianapolis
- 65 Darren Bennett, AFC Wild Card, Dec. 31, 1995 vs. Indianapolis
- 64 John Hadl, AFL Championship, Dec. 26, 1964 at Buffalo
- 62 Mike Scifres, AFC Divisional, Jan. 12, 2014 at Denver

### OPPONENT

- 71 Ray Guy, AFC Championship, Jan. 11, 1981 vs. Oakland
- 67 Tommy Townsend, AFC Wild Card, Jan. 11, 2025 at Houston
- 68 Tom Yewcic, AFL Championship, Jan. 5, 1964 vs. Boston Patriots
- 64 Paul Maguire, AFL Championship, Dec. 26, 1964 at Buffalo
- 63 Hunter Smith, AFC Wild Card, Jan. 3, 2009 vs. Indianapolis

## INTERCEPTION RETURNS

### CHARGERS

- 40 Darren Carrington, AFC Wild Card, Jan. 2, 1993 vs. Kansas City
- 30 Shareece Wright, AFC Wild Card, Jan. 5, 2014 at Cincinnati
- Antonio Cromartie, AFC Divisional, Jan. 13, 2008 at Indianapolis
- 24 Quentin Jammer, AFC Divisional, Jan. 17, 2010 vs. New York Jets
- 17 Drayton Florence, AFC Divisional, Jan. 14, 2007 vs. New England

### OPPONENT

- 54 Derek Stingley Jr., AFC Wild Card, Jan. 11, 2025 at Houston
- 38t Eric Murray, AFC Wild Card, Jan. 11, 2025 at Houston
- 36 Antoine Bethea, AFC Wild Card, Jan. 3, 2009 vs. Indianapolis
- Jason Belser, AFC Wild Card, Dec. 31, 1995 vs. Indianapolis
- 32 Jason Belser, AFC Wild Card, Dec. 31, 1995 vs. Indianapolis

## KICKOFF RETURNS

### CHARGERS

- 98t Andre Coleman, Super Bowl XXIX at Joe Robbie Stadium Jan. 29, 1995 vs. S.F.  
72 Desmond King, AFC Wild Card, Jan. 6, 2019 at Baltimore  
63 Darren Sproles, AFC Divisional, Jan. 11, 2009 at Pittsburgh  
32 Darren Sproles, AFC Wild Card, Jan. 3, 2009 vs. Indianapolis  
Michael Turner, AFC Divisional, Jan. 14, 2007 vs. New England  
Andre Coleman, AFC Championship Jan. 15, 1995 at Pittsburgh

### OPPONENT

- 52 Jamal Agnew, AFC Wild Card, Jan. 14, 2023 at Jacksonville  
42 O.J. McDuffie, AFC Divisional, Jan. 8, 1995 vs. Miami  
37 Trindon Holliday, AFC Divisional, Jan. 12, 2014 at Denver  
T.J. Rushing, AFC Divisional, Jan. 13, 2008 at Indianapolis  
36 Jamal Agnew, AFC Wild Card, Jan. 14, 2023 at Jacksonville  
Brad Smith, AFC Divisional, Jan. 17, 2010 vs. New York Jets

## PUNT RETURNS

### CHARGERS

- 33 Desmond King, AFC Wild Card, Jan. 6, 2019 at Baltimore  
28 Darren Sproles, AFC Wild Card, Jan. 3, 2009 vs. Indianapolis  
14 Eric Parker, AFC Wild Card, Jan. 8, 2005 vs. New York Jets  
Andre Coleman, AFC Divisional, Jan. 8, 1995 vs. Miami  
13 Darren Sproles, AFC Championship Jan. 20, 2008 at New England  
Eric Parker, AFC Divisional, Jan. 14, 2007 vs. New England

### OPPONENT

- 67t Santonio Holmes, AFC Divisional, Jan. 11, 2009 at Pittsburgh  
47 Eric Decker, AFC Divisional, Jan. 12, 2014 at Denver  
46 Ray Buchanan, AFC Wild Card, Dec. 31, 1995 vs. Indianapolis  
25 Jerricho Cotchery, AFC Divisional, Jan. 17, 2010 vs. New York Jets  
22 T.J. Rushing, AFC Divisional, Jan. 13, 2008 at Indianapolis

## FUMBLE RETURNS

### CHARGERS

- 13 Richard Marshall, AFC Wild Card, Jan. 5, 2014 at Cincinnati  
5 Derwin James Jr., AFC Wild Card, Jan. 11, 2025 at Houston  
1 Richard Marshall, AFC Divisional, Jan. 12, 2014 at Denver

### OPPONENT

- 12 C.J. Mosley, AFC Wild Card, Jan. 6, 2019 at Baltimore

***LEAGUE***

***STATS***

# 2025 NATIONAL FOOTBALL LEAGUE

## TEAM OFFENSIVE TOTALS

CATEGORY	BAL	BUF	CIN	CLE	DEN	HOU	IND	JAX	KC	LAC	LV
GAMES (W-L-T)	1-5-0	4-2-0	2-4-0	1-5-0	4-2-0	2-3-0	5-1-0	4-2-0	3-3-0	4-2-0	2-4-0
FIRST DOWNS	103	139	97	107	116	90	141	113	133	121	108
Rushing	38	50	23	38	37	31	50	40	50	37	33
Passing	55	73	57	57	63	46	76	63	75	72	64
Penalty	10	16	17	12	16	13	15	10	8	12	11
YDS GAINED (tot)	1855	2270	1411	1689	2022	1572	2261	1986	2160	2164	1840
Avg per Game	309.2	378.3	235.2	281.5	337.0	314.4	376.8	331.0	360.0	360.7	306.7
RUSHING (net)	757	906	340	544	781	581	791	744	712	724	631
Avg per Game	126.2	151.0	56.7	90.7	130.2	116.2	131.8	124.0	118.7	120.7	105.2
Rushes	142	186	108	141	168	133	173	160	154	144	159
Yards per Rush	5.3	4.9	3.2	3.9	4.7	4.4	4.6	4.7	4.6	5.0	4.0
PASSING (net)	1098	1364	1071	1145	1241	991	1470	1242	1448	1440	1209
Avg per Game	183.0	227.3	178.5	190.8	206.8	198.2	245.0	207.0	241.3	240.0	201.5
Attempts	163	180	205	249	206	148	183	211	213	220	186
Completions	112	123	130	144	133	104	130	129	138	149	123
Completion Pct	68.7%	68.3%	63.4%	57.8%	64.6%	70.3%	71.0%	61.1%	64.8%	67.7%	66.1%
Yards Gained	1240	1429	1165	1245	1277	1099	1511	1324	1514	1537	1350
Sacked	20	12	16	17	6	12	5	13	10	18	18
Yards Lost	142	65	94	100	36	108	41	82	66	97	141
Had Intercepted	5	4	8	6	4	3	3	5	2	4	10
Yards Opp Ret	20	6	177	104	16	6	9	16	140	93	92
Opp TDs on Int	0	0	1	0	0	0	0	0	1	0	0
PUNTS	17	19	31	33	30	18	10	25	15	19	20
Avg Yards	50.2	42.6	53.0	44.9	47.5	47.9	52.1	49.4	45.3	49.8	45.7
PUNT RETURNS	7	11	6	11	15	11	5	11	9	10	9
Avg Return	15.9	5.8	13.0	8.7	12.0	11.4	7.0	13.9	10.1	9.3	11.1
Returned for TD	0	0	0	0	0	0	0	1	0	0	0
KICKOFF RETURNS	31	26	28	25	23	10	21	20	25	22	25
Avg Return	24.6	25.8	23.8	24.3	25.7	25.5	27.2	24.9	26.9	25.7	25.8
Returned for TD	0	0	0	0	0	0	0	0	0	0	0
PENALTIES	38	44	34	43	49	34	44	52	42	46	37
Yards Penalized	274	351	219	351	448	267	341	409	350	344	306
FUMBLES BY	9	8	7	3	4	2	3	4	5	8	2
Fumbles Lost	5	2	3	2	3	2	1	1	0	4	1
Opp Fumbles	5	9	3	5	5	3	2	5	5	5	9
Opp Fumbles Lost	2	3	1	2	3	1	2	4	2	1	4
POSS. TIME (avg)	27:47	33:12	25:50	30:37	31:09	31:34	30:23	31:34	30:39	31:45	31:02
TOUCHDOWNS	17	20	12	8	15	11	22	16	18	12	10
Rushing	6	9	2	3	6	3	13	6	7	2	3
Passing	10	11	10	5	9	8	8	8	11	10	7
Returns	1	0	0	0	0	0	1	2	0	0	0
KO Rec in EZ	0	0	0	0	0	0	0	0	0	0	0
EXTRA POINT KICKS	15/16	17/17	11/11	7/8	14/14	9/9	18/18	13/14	14/17	11/11	8/8
2-PT CONVERSIONS	0/1	0/3	1/1	0/0	1/1	0/2	1/4	0/2	0/1	1/1	1/2
FIELD GOALS MADE/ATTEMPTED	9/10	10/11	6/8	9/11	8/9	11/13	14/15	10/13	11/14	14/14	11/14
POINTS SCORED	144	167	103	82	130	108	194	139	155	127	103

# 2025 NATIONAL FOOTBALL LEAGUE

## TEAM DEFENSIVE TOTALS

CATEGORY	BAL	BUF	CIN	CLE	DEN	HOU	IND	JAX	KC	LAC	LV
POINTS ALLOWED	194	137	183	146	95	61	116	120	124	125	149
OPP FIRST DOWNS	136	114	141	94	95	82	127	113	114	103	105
Rushing	48	51	50	26	25	24	38	28	44	43	33
Passing	79	54	81	58	54	47	75	75	58	47	63
Penalty	9	9	10	10	16	11	14	10	12	13	9
OPP YARDS GAINED (tot)	2285	1941	2365	1574	1525	1329	1975	2087	1867	1810	1866
Avg per Game	380.8	323.5	394.2	262.3	254.2	265.8	329.2	347.8	311.2	301.7	311.0
OPP RUSHING (net)	806	938	814	478	534	453	578	549	715	745	572
Avg per Game	134.3	156.3	135.7	79.7	89.0	90.6	96.3	91.5	119.2	124.2	95.3
Rushes	179	163	186	155	138	116	134	133	152	148	142
Yards per Rush	4.5	5.8	4.4	3.1	3.9	3.9	4.3	4.1	4.7	5.0	4.0
OPP PASSING (net)	1479	1003	1551	1096	991	876	1397	1538	1152	1065	1294
Avg per Game	246.5	167.2	258.5	182.7	165.2	175.2	232.8	256.3	192.0	177.5	215.7
Pass Attempts	216	165	203	169	189	153	220	224	175	187	201
Pass Completions	148	106	139	114	109	90	145	138	122	113	133
Completion Pct	68.5%	64.2%	68.5%	67.5%	57.7%	58.8%	65.9%	61.6%	69.7%	60.4%	66.2%
Yards Gained	1532	1087	1609	1192	1178	969	1494	1597	1202	1154	1391
Sacked	8	15	11	14	30	12	16	8	14	16	14
Yards Lost	53	84	58	96	187	93	97	59	50	89	97
INTERCEPTED BY	1	2	6	2	1	5	7	10	4	6	3
Yards Returned	61	28	38	38	0	40	93	186	25	31	19
Returned for TD	0	0	0	0	0	0	1	1	0	0	0
OPP PUNT RETURNS	5	7	16	15	12	6	3	11	4	8	9
Avg Return	5.4	8.4	11.1	11.7	10.8	10.0	6.7	4.1	7.5	12.5	18.8
Returned for TD	0	0	0	1	0	0	0	0	0	0	1
OPP KICKOFF RETURNS	24	31	20	19	26	21	31	20	28	27	21
Avg Return	25.5	25.9	28.4	25.5	29.3	24.0	25.5	25.0	24.7	28.1	27.2
Returned for TD	0	0	0	0	0	0	0	0	0	0	0
OPP TOUCHDOWNS	23	16	23	17	6	8	13	14	14	12	17
Rushing	9	9	8	3	2	5	3	4	6	7	8
Passing	14	7	13	12	4	3	10	10	7	5	8
Returns	0	0	2	2	0	0	0	0	1	0	1
KO Rec in EZ	0	0	0	0	0	0	0	0	0	0	0

# 2025 NATIONAL FOOTBALL LEAGUE

## TEAM OFFENSIVE TOTALS

CATEGORY	MIA	NE	NYJ	PIT	TEN	ARI	ATL	CAR	CHI	DAL	DET
GAMES (W-L-T)	1-5-0	4-2-0	0-6-0	4-1-0	1-5-0	2-4-0	3-2-0	3-3-0	3-2-0	2-3-1	4-2-0
FIRST DOWNS	100	118	111	87	91	110	105	130	93	140	122
Rushing	26	37	47	33	29	33	40	46	34	39	42
Passing	70	70	55	42	54	67	56	68	52	82	75
Penalty	4	11	9	12	8	10	9	16	7	19	5
YDS GAINED (tot)	1734	2016	1679	1389	1394	1842	1894	1985	1693	2325	2122
Avg per Game	289.0	336.0	279.8	277.8	232.3	307.0	378.8	330.8	338.6	387.5	353.7
RUSHING (net)	548	549	814	420	491	679	756	856	554	703	772
Avg per Game	91.3	91.5	135.7	84.0	81.8	113.2	151.2	142.7	110.8	117.2	128.7
Rushes	118	158	164	124	127	147	159	172	135	144	175
Yards per Rush	4.6	3.5	5.0	3.4	3.9	4.6	4.8	5.0	4.1	4.9	4.4
PASSING (net)	1186	1467	865	969	903	1163	1138	1129	1139	1622	1350
Avg per Game	197.7	244.5	144.2	193.8	150.5	193.8	227.6	188.2	227.8	270.3	225.0
Attempts	191	180	170	140	202	206	164	205	162	234	175
Completions	133	131	113	97	111	137	103	128	100	167	133
Completion Pct	69.6%	72.8%	66.5%	69.3%	55.0%	66.5%	62.8%	62.4%	61.7%	71.4%	76.0%
Yards Gained	1253	1522	1052	1033	1101	1282	1197	1208	1206	1658	1393
Sacked	13	18	25	9	25	18	7	10	10	7	9
Yards Lost	67	55	187	64	198	119	59	79	67	36	43
Had Intercepted	7	2	1	3	4	4	3	5	2	4	2
Yards Opp Ret	87	0	55	65	52	53	88	32	19	0	13
Opp TDs on Int	0	0	1	0	1	0	1	0	0	0	0
PUNTS	19	20	24	17	29	24	15	17	19	20	22
Avg Yards	49.7	49.0	47.8	47.7	48.3	51.3	43.0	47.4	47.8	47.1	46.3
PUNT RETURNS	8	9	12	5	6	9	6	8	9	6	12
Avg Return	19.0	23.1	10.1	7.8	13.7	12.2	6.5	3.9	11.4	9.5	10.4
Returned for TD	1	1	0	0	0	0	0	0	0	0	1
KICKOFF RETURNS	32	26	36	18	28	24	19	21	24	29	23
Avg Return	26.5	25.6	28.5	24.7	26.1	25.2	20.8	22.3	26.0	23.7	25.3
Returned for TD	0	1	0	0	0	0	0	0	0	0	0
PENALTIES	38	52	44	29	48	48	27	36	43	48	36
Yards Penalized	286	411	367	194	365	338	187	305	362	396	265
FUMBLES BY	4	10	10	5	6	4	5	7	5	5	3
Fumbles Lost	1	5	7	0	6	3	2	4	2	2	1
Opp Fumbles	9	5	8	7	6	4	11	3	5	5	9
Opp Fumbles Lost	5	3	1	5	5	3	3	1	4	2	3
POSS. TIME (avg)	26:50	29:52	29:29	27:48	27:41	31:15	33:08	32:07	30:14	28:56	31:51
TOUCHDOWNS	16	18	12	13	6	14	10	15	14	20	24
Rushing	4	6	4	3	2	5	6	3	4	7	8
Passing	11	10	7	10	3	8	4	11	9	13	15
Returns	1	2	1	0	1	1	0	1	1	0	1
KO Rec in EZ	0	0	0	0	0	0	0	0	0	0	0
EXTRA POINT KICKS	15/15	14/16	7/7	12/12	5/6	14/14	10/10	12/13	12/12	18/19	24/24
2-PT CONVERSIONS	1/1	2/2	3/5	1/1	0/0	0/0	0/0	0/2	0/2	1/1	0/0
FIELD GOALS MADE/ATTEMPTED	7/8	8/9	12/12	9/11	14/18	10/12	10/14	10/11	10/12	12/12	7/9
POINTS SCORED	134	150	123	119	83	130	100	132	126	178	191

# 2025 NATIONAL FOOTBALL LEAGUE

## TEAM DEFENSIVE TOTALS

CATEGORY	MIA	NE	NYJ	PIT	TEN	ARI	ATL	CAR	CHI	DAL	DET
POINTS ALLOWED	174	120	170	107	161	127	100	146	141	184	142
OPP FIRST DOWNS	137	117	116	113	116	131	75	98	101	145	117
Rushing	51	31	35	43	43	36	29	31	39	61	34
Passing	71	71	68	60	57	81	40	63	51	73	69
Penalty	15	15	13	10	16	14	6	4	11	11	14
OPP YARDS GAINED (tot)	2336	1935	1983	1778	2060	2088	1267	1850	1847	2470	1849
Avg per Game	389.3	322.5	330.5	355.6	343.3	348.0	253.4	308.3	369.4	411.7	308.2
OPP RUSHING (net)	1011	501	780	553	802	612	570	567	782	853	573
Avg per Game	168.5	83.5	130.0	110.6	133.7	102.0	114.0	94.5	156.4	142.2	95.5
Rushes	181	145	183	134	179	147	118	139	138	183	143
Yards per Rush	5.6	3.5	4.3	4.1	4.5	4.2	4.8	4.1	5.7	4.7	4.0
OPP PASSING (net)	1325	1434	1203	1225	1258	1476	697	1283	1065	1617	1276
Avg per Game	220.8	239.0	200.5	245.0	209.7	246.0	139.4	213.8	213.0	269.5	212.7
Pass Attempts	175	182	170	190	181	237	130	187	140	206	188
Pass Completions	131	131	110	125	128	150	75	125	103	148	122
Completion Pct	74.9%	72.0%	64.7%	65.8%	70.7%	63.3%	57.7%	66.8%	73.6%	71.8%	64.9%
Yards Gained	1403	1504	1245	1352	1329	1545	782	1319	1097	1719	1402
Sacked	12	13	8	20	9	11	14	5	8	11	19
Yards Lost	78	70	42	127	71	69	85	36	32	102	126
INTERCEPTED BY	1	4	0	5	4	4	5	4	8	2	6
Yards Returned	7	58	0	52	17	31	6	75	156	21	51
Returned for TD	0	0	0	0	0	0	0	1	1	0	0
OPP PUNT RETURNS	6	8	9	8	14	12	10	12	11	13	11
Avg Return	8.7	18.3	4.4	10.3	9.9	8.3	8.1	20.9	11.9	9.7	9.6
Returned for TD	0	1	0	0	0	0	0	1	0	0	0
OPP KICKOFF RETURNS	24	25	21	27	16	26	21	22	22	21	29
Avg Return	29.1	24.2	27.1	26.0	27.4	26.7	26.2	19.3	26.9	24.4	25.8
Returned for TD	1	0	0	0	0	0	0	0	0	0	0
OPP TOUCHDOWNS	18	13	18	12	19	13	10	17	17	21	18
Rushing	6	3	5	4	11	5	2	5	4	6	5
Passing	11	9	12	7	7	7	7	10	13	15	13
Returns	1	1	1	0	1	1	1	2	0	0	0
KO Rec in EZ	0	0	0	1	0	0	0	0	0	0	0

# 2025 NATIONAL FOOTBALL LEAGUE

## TEAM OFFENSIVE TOTALS

CATEGORY	GB	LAR	MIN	NO	NYG	PHI	SEA	SF	TB	WAS	NFL/Avg
GAMES (W-L-T)	3-1-1	4-2-0	3-2-0	1-5-0	2-4-0	4-2-0	4-2-0	4-2-0	5-1-0	3-3-0	---
FIRST DOWNS	106	128	89	120	126	107	117	132	122	118	113.8
Rushing	37	38	29	41	54	43	35	31	38	45	38.3
Passing	57	78	51	60	55	54	69	90	67	56	63.4
Penalty	12	12	9	19	17	10	13	11	17	17	12.1
YDS GAINED (tot)	1798	2250	1525	1832	1969	1647	2138	2242	2121	2074	1903.1
Avg per Game	359.6	375.0	305.0	305.3	328.2	274.5	356.3	373.7	353.5	345.7	327.4
RUSHING (net)	611	635	534	657	757	572	625	493	656	906	659.3
Avg per Game	122.2	105.8	106.8	109.5	126.2	95.3	104.2	82.2	109.3	151.0	113.4
Rushes	154	146	119	166	181	162	169	161	163	164	152.4
Yards per Rush	4.0	4.4	4.5	4.0	4.2	3.5	3.7	3.1	4.0	5.5	4.3
PASSING (net)	1187	1615	991	1175	1212	1075	1513	1749	1465	1168	1243.8
Avg per Game	237.4	269.2	198.2	195.8	202.0	179.2	252.2	291.5	244.2	194.7	214.0
Attempts	147	210	146	207	197	172	164	241	195	172	188.9
Completions	103	139	96	140	122	117	116	161	129	108	125.0
Completion Pct	70.1%	66.2%	65.8%	67.6%	61.9%	68.0%	70.7%	66.8%	66.2%	62.8%	66.2%
Yards Gained	1259	1684	1121	1236	1294	1172	1556	1838	1539	1238	1329.2
Sacked	9	11	21	11	16	18	7	13	10	14	13.4
Yards Lost	72	69	130	61	82	97	43	89	74	70	85.4
Had Intercepted	2	2	5	2	5	1	3	7	1	2	3.8
Yards Opp Ret	50	0	83	4	23	68	46	52	0	32	46.9
Opp TDs on Int	0	0	1	0	0	0	0	0	0	0	0.2
PUNTS	16	17	24	21	22	30	22	17	23	17	21.0
Avg Yards	51.0	49.1	49.1	43.4	44.2	52.6	48.7	43.8	42.9	46.5	47.8
PUNT RETURNS	13	12	17	8	13	5	11	12	11	13	9.7
Avg Return	5.5	9.1	10.0	14.0	9.3	9.6	15.6	8.9	15.0	14.3	11.1
Returned for TD	0	0	0	0	0	0	1	0	0	1	0.2
KICKOFF RETURNS	14	22	23	27	26	25	22	20	27	22	23.9
Avg Return	27.9	23.8	25.1	23.8	27.2	20.7	28.3	24.1	24.3	33.0	25.4
Returned for TD	0	0	0	0	0	0	0	0	0	0	0.0
PENALTIES	40	33	44	50	49	41	34	41	40	42	41.4
Yards Penalized	285	269	337	362	470	392	296	333	337	311	329.0
FUMBLES BY	2	8	9	4	7	5	7	7	5	9	5.7
Fumbles Lost	1	5	4	2	3	2	5	3	1	4	2.7
Opp Fumbles	0	8	8	8	4	4	2	10	6	4	5.7
Opp Fumbles Lost	0	6	5	5	1	2	0	5	2	1	2.7
POSS. TIME (avg)	30:53	27:31	28:55	28:48	30:45	30:09	27:49	31:48	31:06	28:02	30:00
TOUCHDOWNS	15	16	14	10	14	18	19	11	18	18	14.9
Rushing	6	4	4	3	7	8	6	1	5	7	5.1
Passing	9	12	8	6	7	8	11	10	12	10	9.1
Returns	0	0	2	1	0	2	1	0	1	1	0.7
KO Rec in EZ	0	0	0	0	0	0	1	0	0	0	0.0
EXTRA POINT KICKS	14/15	14/16	11/11	9/9	11/13	16/16	19/19	9/10	14/15	16/16	95.8%
2-PT CONVERSIONS	0/0	0/0	2/3	0/1	1/1	0/1	0/0	1/1	1/3	2/2	45.5%
FIELD GOALS MADE/ATTEMPTED	9/11	10/14	8/9	14/19	8/8	6/6	11/14	16/18	13/17	10/14	83.8%
POINTS SCORED	131	140	123	111	121	142	166	125	165	158	134.4

# 2025 NATIONAL FOOTBALL LEAGUE

## TEAM DEFENSIVE TOTALS

CATEGORY	GB	LAR	MIN	NO	NYG	PHI	SEA	SF	TB	WAS	NFL/Avg
POINTS ALLOWED	102	110	97	160	144	143	117	128	151	126	134.4
OPP FIRST DOWNS	92	118	87	126	134	127	118	115	116	117	113.8
Rushing	23	44	41	42	41	54	28	41	29	38	38.3
Passing	59	62	36	69	74	53	76	61	74	70	63.4
Penalty	10	12	10	15	19	20	14	13	13	9	12.1
OPP YARDS GAINED (tot)	1401	1841	1449	1964	2225	2057	1887	1930	1917	2141	1903.1
Avg per Game	280.2	306.8	289.8	327.3	370.8	342.8	314.5	321.7	319.5	356.8	327.4
OPP RUSHING (net)	365	647	661	684	773	806	474	644	529	730	659.3
Avg per Game	73.0	107.8	132.2	114.0	128.8	134.3	79.0	107.3	88.2	121.7	113.4
Rushes	102	171	147	178	151	173	144	158	144	172	152.4
Yards per Rush	3.6	3.8	4.5	3.8	5.1	4.7	3.3	4.1	3.7	4.2	4.3
OPP PASSING (net)	1036	1194	788	1280	1452	1251	1413	1286	1388	1411	1243.8
Avg per Game	207.2	199.0	157.6	213.3	242.0	208.5	235.5	214.3	231.3	235.2	214.0
Pass Attempts	202	208	138	177	225	202	227	193	199	185	188.9
Pass Completions	136	137	90	123	148	119	157	131	136	117	125.0
Completion Pct	67.3%	65.9%	65.2%	69.5%	65.8%	58.9%	69.2%	67.9%	68.3%	63.2%	66.2%
Yards Gained	1105	1333	875	1347	1548	1297	1547	1335	1520	1524	1329.2
Sacked	12	19	13	13	13	9	20	7	16	18	13.4
Yards Lost	69	139	87	67	96	46	134	49	132	113	85.4
INTERCEPTED BY	2	4	2	3	4	3	7	0	4	2	3.8
Yards Returned	0	0	87	0	161	41	79	0	77	23	46.9
Returned for TD	0	0	1	0	0	0	0	0	1	0	0.2
OPP PUNT RETURNS	8	8	10	9	10	19	10	9	8	9	9.7
Avg Return	12.1	15.4	8.6	17.4	4.7	14.0	11.8	17.4	15.5	3.9	11.1
Returned for TD	0	0	0	1	0	0	0	1	0	0	0.2
OPP KICKOFF RETURNS	20	22	19	21	25	27	28	24	33	23	23.9
Avg Return	27.0	17.0	24.9	28.4	21.7	22.0	23.3	26.6	27.1	23.7	25.4
Returned for TD	0	0	0	0	0	0	0	0	0	0	0.0
OPP TOUCHDOWNS	11	10	10	19	15	15	12	15	17	13	14.9
Rushing	3	2	4	4	7	8	2	4	5	4	5.1
Passing	8	7	5	14	7	7	10	10	10	9	9.1
Returns	0	1	1	1	1	0	0	1	2	0	0.7
KO Rec in EZ	0	0	0	0	0	0	0	0	0	0	0.0

# 2025 NATIONAL FOOTBALL LEAGUE

## AFC TEAM RANKINGS

TEAM	OFFENSE			DEFENSE		
	TOTAL	RUSH	PASS	TOTAL	RUSH	PASS
BAL	9	5	13	14	13	14
BUF	1	1	5	8	15	2
CIN	15	16	14	16	14	16
CLE	12	13	12	2	1	5
DEN	5	4	7	1	3	1
HOU	8	9	9	3	4	3
IND	2	3	1	9	7	11
JAX	7	6	6	12	5	15
KC	4	8	3	6	9	6
LAC	3	7	4	4	10	4
LV	10	10	8	5	6	9
MIA	11	12	10	15	16	10
NE	6	11	2	7	2	12
NYJ	13	2	16	10	11	7
PIT	14	14	11	13	8	13
TEN	16	15	15	11	12	8

## NFC TEAM RANKINGS

TEAM	OFFENSE			DEFENSE		
	Total	Rush	Pass	Total	Rush	Pass
ARI	13	8	14	12	6	15
ATL	2	*1	8	*1	9t	*1
CAR	11	3	15	6	4	9
CHI	10	9	7	14	16	7
DAL	*1	7	2	16	15	16
DET	7	4	9	5	5	6
GB	5	6	6	2	*1	4
LAR	3	13	3	4	8	3
MIN	15	12	11	3	13	2
NO	14	10	12	10	9t	8
NYG	12	5	10	15	12	14
PHI	16	15	16	11	14	5
SEA	6	14	4	7	2	13
SF	4	16	*1	9	7	10
TB	8	11	5	8	3	11
WAS	9	2	13	13	11	12

t = Tied for position

\* = League Leader

# 2025 NATIONAL FOOTBALL LEAGUE

## NFL TEAM RANKINGS

TEAM	OFFENSE			DEFENSE		
	TOTAL	RUSH	PASS	TOTAL	RUSH	PASS
ARI	22	17	24	24	13	28
ATL	2	*1	12	*1	17t	*1
BAL	21	9t	28	29	26t	29
BUF	3	2t	13	17	30	4
CAR	18	4	27	10	9	17
CHI	14	18	11	27	31	15
CIN	31	32	30	31	28	31
CLE	27	28	26	3	3	7
DAL	*1	15	2	32	29	32
DEN	15	7	16	2	6	3
DET	11	8	14	9	11	14
GB	9	12	10	5	*1	11
HOU	20	16	19t	4	7	5
IND	4	6	5	19	12	22
JAX	17	11	15	23	8	30
KC	8	14	8	12	19	8
LAC	7	13	9	7	21	6
LAR	5	22	3	8	15	9
LV	23	23	18	11	10	19
MIA	26	27	21	30	32	20
MIN	25	21	19t	6	24	2
NE	16	26	6	16	4	25
NO	24	19	22	18	17t	16
NYG	19	9t	17	28	22	26
NYJ	28	5	32	20	23	10
PHI	30	25	29	21	26t	12
PIT	29	29	25	25	16	27
SEA	10	24	4	13	2	24
SF	6	30	*1	15	14	18
TB	12	20	7	14	5	21
TEN	32	31	31	22	25	13
WAS	13	2t	23	26	20	23

t = Tied for position

\* = League Leader

# 2025 NATIONAL FOOTBALL LEAGUE

## AFC TEAM OFFENSE RANK

TEAM	(A)	(B)	(C)	(D)	(E)	(F)	(G)	(H)	(I)	(J)	(K)	(L)	(M)	(N)	(O)	(P)	(Q)
BAL	9	4	5	1	13	8	13	14	13	8	15t	3	14	3	3	5	5
BUF	1	2	1	4	5	3	10	6	2	7	9	16	6	16	14	2	4
CIN	15	14	16	16	14	13	15	9	15	10	1	6	16	1	9	13t	16
CLE	12	15	13	13	12	15	12	8	11	14	8	13	15	15	15	16	10t
DEN	5	9	4	6	7	10	6	2	6	11	12t	7	9	12	11	9	6t
HOU	8	8	9	10	9	6	8	10	9t	13	2	8	11	9	7	10	9
IND	2	1	3	9	1	1	4	1	1	1	5	15	2	2	1	1	3
JAX	7	10	6	5	6	12	11	4	7	12	6t	4	12	6	5	7	15
KC	4	3	8	8	3	5	2	3	3	5	3	10	3	14	8	3	12t
LAC	3	5	7	2	4	7	5	11	4	3	6t	12	8	4	6	11	1t
LV	10	12	10	11	8	9	16	12	9t	6	12t	9	7	13	16	13t	12t
MIA	11	7	12	7	10	11	14	7	14	2	10	2	4	5	2	8	8
NE	6	6	11	14	2	2	3	13	5	4	4	1	10	7	13	4	6t
NYJ	13	13	2	3	16	14	1	16	8	15	11	11	1	10	4	12	1t
PIT	14	11	14	15	11	4	9	5	12	9	15t	14	13	11	12	6	10t
TEN	16	16	15	12	15	16	7	15	16	16	12t	5	5	8	10	15	14

## AFC TEAM DEFENSE RANK

TEAM	(A)	(B)	(C)	(D)	(E)	(F)	(G)	(H)	(I)	(J)	(K)	(L)	(M)	(N)	(O)	(P)	(Q)	(R)	(S)
BAL	14	12	13	12	14	10	15	15	14	13	13	3	7	2	2	16	4	13	12
BUF	8	11	15	16	2	4	11	3	7t	9	8t	6	8	11	13	9	11	5t	3
CIN	16	15	14	10	16	15	5	12	16	14	8t	12	14	7	5	15	8t	16	16
CLE	2	2	1	1	5	7	12	5	1	12	6t	13	6	15	16	10	3	14	7
DEN	1	1	3	3	1	1	14	1	2	1	1	11	16	14	12	2	15t	3	1
HOU	3	3	4	4	3	3	2	7	3	2	6t	9	1	4	3	1	1	2	5
IND	9	7	7	9	11	6	4	8	12	15t	5	4	5	1	8	3	2	1	6
JAX	12	14	5	7	15	12	1	16	6	10	4	1	4	8	9	4t	8t	7	10
KC	6	8	9	13	6	9	7	6	7t	5	2	5	3	13	10	6	15t	4	4
LAC	4	4	10	14	4	2	3	4	4	4	11	14	13	12	15	7	12	9	2
LV	5	6	6	5	9	8	10	10	5	11	14	16	11	5	7	11	7	11	9
MIA	15	16	16	15	10	14	13	11	15	15t	15	7	15	16	4	14	14	10	14
NE	7	13	2	2	12	16	9	9	11	8	3	15	2	3	1	4t	5t	5t	8
NYJ	10	9	11	8	7	13	16	14	9t	3	16	2	10	6	6	13	13	12	11
PIT	13	5	8	6	13	5	6	2	13	6	10	10	9	9	11	8	10	8	13
TEN	11	10	12	11	8	11	8	13	9t	7	12	8	12	10	14	12	5t	15	15

- (A) Total Yards per Game
- (B) Total Yards per Play
- (C) Rushing Yards per Game
- (D) Rushing Yards per Attempt
- (E) Passing Net Yards per Game
- (F) Passing Net Yards per Play
- (G) Passing, Percent Had Intercepted
- (H) Sacks per Pass Play
- (I) First Downs per Game
- (J) Third Down Efficiency

- (K) Fourth Down Efficiency
- (L) Punt Return Average
- (M) Kickoff Return Average
- (N) Gross Punting Average
- (O) Net Punting Average
- (P) Points per Game
- (Q) Field Goal Percentage
- (R) Points per Game Differential (combined offense/defense)
- (S) Net Yards per Game Differential (combined offense/defense)

# 2025 NATIONAL FOOTBALL LEAGUE

## NFC TEAM OFFENSE RANK

TEAM	(A)	(B)	(C)	(D)	(E)	(F)	(G)	(H)	(I)	(J)	(K)	(L)	(M)	(N)	(O)	(P)	(Q)
ARI	13	14	8	5	14	16	12	14	14	3	1	5	7	2	2	12	7t
ATL	2	8	1	4	8	8	10t	2t	6t	6	13	14	15	15	12	15	14t
CAR	11	12	3	2	15	15	13	4	3	11	7	16	14	8	16	11	4
CHI	10	9	9	10	7	9	7	11	13	4	15t	6	5	7	11	7	7t
DAL	1	3	7	3	2	7	9	1	1	5	3t	10	13	9	8	2	1t
DET	7	5	4	7	9	3	5	6	8t	9	8	7	6	11	7	1	11
GB	5	6	6	12	6	2	8	10	5	1	3t	15	3	3	3	6	9
LAR	3	2	13	8	3	4	3	7	4	8	9t	12	11	5	9	10	14t
MIN	15	11	12	6	11	11	16	16	16	16	6	8	8	4	1	8	5t
NO	14	15	10	13	12	14	4	8	10	12	15t	4	12	14	15	16	13
NYG	12	13	5	9	10	12	14	12	6t	10	14	11	4	12	10	14	1t
PHI	16	16	15	15	16	13	2	15	15	14	2	9	16	1	5	9	1t
SEA	6	1	14	14	4	1	10t	2t	12	13	12	1	2	6	6	3	10
SF	4	10	16	16	1	6	15	9	2	2	9t	13	10	13	14	13	5t
TB	8	7	11	11	5	5	1	5	8t	7	9t	2	9	16	13	4	12
WAS	9	4	2	1	13	10	6	13	11	15	5	3	1	10	4	5	14t

## NFC TEAM DEFENSE RANK

TEAM	(A)	(B)	(C)	(D)	(E)	(F)	(G)	(H)	(I)	(J)	(K)	(L)	(M)	(N)	(O)	(P)	(Q)	(R)	(S)
ARI	12	7	6	9	15	7	10	13	14	6	3t	4	12	14	8	7	12	8	14
ATL	1	4	9t	14	1	1	2	1	1	3	14t	3	10	5	15	4	14	9	1
CAR	6	12	4	8	9	12	5	16	2	9	11t	16	2	12	16	12	7t	13	8
CHI	14	16	16	16	7	15	1	11	11	2	9t	9	13	7	7	15	3	14	13
DAL	16	15	15	13	16	16	15	12	16	16	8	7	7	3	9	16	15t	12	12
DET	5	6	5	6	6	9	3	2	7t	13	3t	6	9	16	10	9	10t	1t	5
GB	2	1	1	2	4	2	14	9	4	5	9t	10	14	9	12	5	2	3	2
LAR	4	2	8	4	3	4	7	5	9t	7	13	12	1	15	14	1	15t	6	3
MIN	3	5	13	11	2	3	12	4	3	1	7	5	8	4	4	2	7t	5	9
NO	10	8	9t	5	8	13	9	8	12	14	3t	14t	16	2	1	14	13	16	11
NYG	15	14	12	15	14	8	8	10	15	11	16	2	3	8	13	11	6	15	15
PHI	11	10	14	12	5	6	11	14	13	15	1	11	4	1	6	10	5	10	16
SEA	7	3	2	1	13	5	4	6	9t	12	11t	8	5	6	5	3	4	1t	6
SF	9	11	7	7	10	10	16	15	5	4	14t	14t	11	13	11	8	1	11	4
TB	8	9	3	3	11	11	6	7	6	10	2	13	15	10	3	13	9	7	7
WAS	13	13	11	10	12	14	13	3	7t	8	3t	1	6	11	2	6	10t	4	10

- (A) Total Yards per Game
- (B) Total Yards per Play
- (C) Rushing Yards per Game
- (D) Rushing Yards per Attempt
- (E) Passing Net Yards per Game
- (F) Passing Net Yards per Play
- (G) Passing, Percent Had Intercepted
- (H) Sacks per Pass Play
- (I) First Downs per Game
- (J) Third Down Efficiency

- (K) Fourth Down Efficiency
- (L) Punt Return Average
- (M) Kickoff Return Average
- (N) Gross Punting Average
- (O) Net Punting Average
- (P) Points per Game
- (Q) Field Goal Percentage
- (R) Points per Game Differential (combined offense/defense)
- (S) Net Yards per Game Differential (combined offense/defense)

# 2025 NATIONAL FOOTBALL LEAGUE

## NFL TEAM OFFENSE RANK

TEAM	(A)	(B)	(C)	(D)	(E)	(F)	(G)	(H)	(I)	(J)	(K)	(L)	(M)	(N)	(O)	(P)	(Q)
BAL	21	12	9t	2	28	18	28	29	29	15	29t	3	22	6	3	13	9
BUF	3	5	2t	7	13	8	22	17	3	13	17t	30	11	32	25	4	7t
CIN	31	30	32	31	30	29	31	20	31	23	1	10	28	1	11	29t	28
CLE	27	31	28	26	26	31	24	19	25t	28	16	26	24	26	27	32	18t
DEN	15	20	7	10	16	21	17t	2	18	24	23t	12	14	19	20	20t	10t
HOU	20	18	16	17	19t	16	20	21	23t	26	2	14	16	15	9	22	15
IND	4	2	6	14	5	2	12	1	1	2	7t	28	5	3	1	1	6
JAX	17	21	11	9	15	25	23	14	19	25	11t	8	20	9	7	17	26
KC	8	11	14	12	8	14	4	6	4	11	3	17	7	25	10	9	21t
LAC	7	13	13	3	9	17	14	24	13	5	11t	23	13	7	8	23	1t
LV	23	24	23	22	18	20	32	26	23t	12	23t	15	12	24	29	29t	21t
MIA	26	17	27	11	21	22	30	18	30	3	21	2	8	8	2	18	14
NE	16	14	26	29	6	4	7	27	15t	10	4t	1	15	12	24	11	10t
NYJ	28	29	5	5	32	30	3	32	21	31	22	18	2	17	6	25	1t
PIT	29	23	29	30	25	13	21	16	28	20	29t	27	21	18	21	14	18t
TEN	32	32	31	25	31	32	19	30	32	32	23t	9	9	14	13	31	24t
ARI	22	26	17	13	24	28	17t	25	22	6	4t	11	18	4	5	20t	16t
ATL	2	10	1	8	12	11	15t	4t	9t	9	27	29	31	30	26	27	30t
CAR	18	22	4	4	27	27	25	7	6	19	14	32	30	20	32	19	7t
CHI	14	15	18	20	11	12	10	15	20	7	29t	13	10	16	23	10	16t
DAL	1	4	15	6	2	10	13	3	2	8	7t	21	29	21	18	3	1t
DET	11	7	8	16	14	5	8	9	11t	17	15	16	17	23	17	2	24t
GB	9	8	12	23	10	3	11	13	8	1	7t	31	4	5	12	8	18t
LAR	5	3	22	18	3	6	5	10	7	16	17t	24	26	11	19	16	30t
MIN	25	19	21	15	19t	19	29	31	27	30	11t	19	19	10	4	12	10t
NO	24	27	19	24	22	26	6	11	14	21	29t	7	27	29	31	28	29
NYG	19	25	9t	19	17	23	26	22	9t	18	28	22	6	27	22	26	1t
PHI	30	28	25	28	29	24	2	28	25t	27	6	20	32	2	15	15	1t
SEA	10	1	24	27	4	1	15t	4t	17	22	23t	4	3	13	16	5	21t
SF	6	16	30	32	1	9	27	12	5	4	17t	25	25	28	30	24	10t
TB	12	9	20	21	7	7	1	8	11t	14	17t	5	23	31	28	6	27
WAS	13	6	2t	1	23	15	9	23	15t	29	10	6	1	22	14	7	30t

- (A) Total Yards per Game
- (B) Total Yards per Play
- (C) Rushing Yards per Game
- (D) Rushing Yards per Attempt
- (E) Passing Net Yards per Game
- (F) Passing Net Yards per Play
- (G) Passing, Percent Had Intercepted
- (H) Sacks per Pass Play
- (I) First Downs per Game

- (J) Third Down Efficiency
- (K) Fourth Down Efficiency
- (L) Punt Return Average
- (M) Kickoff Return Average
- (N) Gross Punting Average
- (O) Net Punting Average
- (P) Points per Game
- (Q) Field Goal Percentage

# 2025 NATIONAL FOOTBALL LEAGUE

## NFL TEAM DEFENSE RANK

TEAM	(A)	(B)	(C)	(D)	(E)	(F)	(G)	(H)	(I)	(J)	(K)	(L)	(M)	(N)	(O)	(P)	(Q)	(R)	(S)
BAL	29	24	26t	23	29	21	30	29	29	28	28	5	15	2	2	32	8t	29	28
BUF	17	23	30	32	4	8	23	8	11t	22	14t	10	17	18	26	17	23t	10t	6
CIN	31	29	28	20	31	30	9	23	31	29	14t	19	29	10	8	30	20t	32	32
CLE	3	4	3	1	7	14	24	11	2	27	8t	20	14	31	30	21t	7	30	15
DEN	2	1	6	8	3	1	29	1	3	1	1	18	32	27	23	2	29t	5	2
HOU	4	5	7	9	5	7	4	14	5	8	8t	16	7	6	3	1	1	2	9
IND	19	15	12	19	22	11	7	16	24t	30t	7	6	13	1	14	4	4	1	10
JAX	23	27	8	15	30	23	2	31	10	23	5	2	12	11	15	7t	20t	13	20
KC	12	19	19	26	8	16	11	13	11t	14	2	7	10	22	17	11	29t	9	8
LAC	7	9	21	28	6	5	5	10	6	13	19t	24	28	19	28	12	26	17	5
LV	11	11	10	11	19	15	20	18	8	25	29	31	26	8	13	23	15t	26	18
MIA	30	31	32	30	20	28	28	19	30	30t	30	12	31	32	5	29	28	25	30
NE	16	25	4	3	25	31	13	17	17t	21	3	30	8	4	1	7t	13t	10t	17
NYJ	20	20	23	18	10	26	31t	26	14t	9	31t	3	24	9	10	28	27	27	26
PIT	25	10	16	14	27	10	10	3	28	18	17t	17	18	12	18	16	22	14	29
TEN	22	21	25	21	13	22	12	25	14t	19	27	15	27	14	27	26	13t	31	31
ARI	24	13	13	16	28	13	19	27	26	7	8t	9	21	28	19	14	19	16	24
ATL	1	7	17t	27	1	2	3	2	1	4	25t	8	19	15	31	7t	25	18	1
CAR	10	22	9	13	17	24	14	32	4	12	22t	32	2	25	32	21t	11t	22	14
CHI	27	32	31	31	15	29	1	22	22	3	19t	22	22	17	16	27	5	23	23
DAL	32	30	29	25	32	32	27	24	32	32	17t	14	9	7	20	31	29t	21	22
DET	9	12	11	10	14	18	6	4	17t	20	8t	13	16	30	21	18	17t	3t	11
GB	5	2	1	4	11	3	26	20	9	6	19t	23	23	21	24	10	3	6	3
LAR	8	3	15	6	9	6	16	7	20t	10	24	26	1	29	29	3	29t	10t	4
MIN	6	8	24	22	2	4	22	6	7	2	16	11	11	13	9	5	11t	8	16
NO	18	14	17t	7	16	25	18	15	23	24	8t	28t	30	5	4	25	23t	28	21
NYG	28	28	22	29	26	17	17	21	27	16	31t	4	3	20	25	20	10	24	25
PHI	21	17	26t	24	12	12	21	28	24t	26	4	25	4	3	12	19	8t	19	27
SEA	13	6	2	2	24	9	8	9	20t	17	22t	21	5	16	11	6	6	3t	12
SF	15	18	14	12	18	19	31t	30	13	5	25t	28t	20	26	22	15	2	20	7
TB	14	16	5	5	21	20	15	12	14t	15	6	27	25	23	7	24	15t	15	13
WAS	26	26	20	17	23	27	25	5	17t	11	8t	1	6	24	6	13	17t	7	19

- (A) Total Yards per Game
- (B) Total Yards per Play
- (C) Rushing Yards per Game
- (D) Rushing Yards per Attempt
- (E) Passing Net Yards per Game
- (F) Passing Net Yards per Play
- (G) Passing, Percent Had Intercepted
- (H) Sacks per Pass Play
- (I) First Downs per Game
- (J) Third Down Efficiency

- (K) Fourth Down Efficiency
- (L) Punt Return Average
- (M) Kickoff Return Average
- (N) Gross Punting Average
- (O) Net Punting Average
- (P) Points per Game
- (Q) Field Goal Percentage
- (R) Points per Game Differential (combined offense/defense)
- (S) Net Yards per Game Differential (combined offense/defense)

# 2025 NATIONAL FOOTBALL LEAGUE

## AFC TOTAL OFFENSE

RANK	TEAM	TOTAL	RUSH	PASS	TOTAL/G	RUSH/G	PASS/G
1	Buffalo	2270	906	1364	378.3	151.0	227.3
2	Indianapolis	2261	791	1470	376.8	131.8	245.0
3	Los Angeles Chargers	2164	724	1440	360.7	120.7	240.0
4	Kansas City	2160	712	1448	360.0	118.7	241.3
5	Denver	2022	781	1241	337.0	130.2	206.8
6	New England	2016	549	1467	336.0	91.5	244.5
7	Jacksonville	1986	744	1242	331.0	124.0	207.0
8	Houston	1572	581	991	314.4	116.2	198.2
9	Baltimore	1855	757	1098	309.2	126.2	183.0
10	Las Vegas	1840	631	1209	306.7	105.2	201.5
11	Miami	1734	548	1186	289.0	91.3	197.7
12	Cleveland	1689	544	1145	281.5	90.7	190.8
13	New York Jets	1679	814	865	279.8	135.7	144.2
14	Pittsburgh	1389	420	969	277.8	84.0	193.8
15	Cincinnati	1411	340	1071	235.2	56.7	178.5
16	Tennessee	1394	491	903	232.3	81.8	150.5
	<b>TOTALS</b>	<b>29442</b>	<b>10333</b>	<b>19109</b>	<b>313.2</b>	<b>109.9</b>	<b>203.3</b>

## AFC TOTAL DEFENSE

RANK	TEAM	TOTAL	RUSH	PASS	TOTAL/G	RUSH/G	PASS/G
1	Denver	1525	534	991	254.2	89.0	165.2
2	Cleveland	1574	478	1096	262.3	79.7	182.7
3	Houston	1329	453	876	265.8	90.6	175.2
4	Los Angeles Chargers	1810	745	1065	301.7	124.2	177.5
5	Las Vegas	1866	572	1294	311.0	95.3	215.7
6	Kansas City	1867	715	1152	311.2	119.2	192.0
7	New England	1935	501	1434	322.5	83.5	239.0
8	Buffalo	1941	938	1003	323.5	156.3	167.2
9	Indianapolis	1975	578	1397	329.2	96.3	232.8
10	New York Jets	1983	780	1203	330.5	130.0	200.5
11	Tennessee	2060	802	1258	343.3	133.7	209.7
12	Jacksonville	2087	549	1538	347.8	91.5	256.3
13	Pittsburgh	1778	553	1225	355.6	110.6	245.0
14	Baltimore	2285	806	1479	380.8	134.3	246.5
15	Miami	2336	1011	1325	389.3	168.5	220.8
16	Cincinnati	2365	814	1551	394.2	135.7	258.5
	<b>TOTALS</b>	<b>30716</b>	<b>10829</b>	<b>19887</b>	<b>326.8</b>	<b>115.2</b>	<b>211.6</b>

# 2025 NATIONAL FOOTBALL LEAGUE

## NFC TOTAL OFFENSE

RANK	TEAM	TOTAL	RUSH	PASS	TOTAL/G	RUSH/G	PASS/G
1	Dallas	2325	703	1622	387.5	117.2	270.3
2	Atlanta	1894	756	1138	378.8	151.2	227.6
3	Los Angeles Rams	2250	635	1615	375.0	105.8	269.2
4	San Francisco	2242	493	1749	373.7	82.2	291.5
5	Green Bay	1798	611	1187	359.6	122.2	237.4
6	Seattle	2138	625	1513	356.3	104.2	252.2
7	Detroit	2122	772	1350	353.7	128.7	225.0
8	Tampa Bay	2121	656	1465	353.5	109.3	244.2
9	Washington	2074	906	1168	345.7	151.0	194.7
10	Chicago	1693	554	1139	338.6	110.8	227.8
11	Carolina	1985	856	1129	330.8	142.7	188.2
12	New York Giants	1969	757	1212	328.2	126.2	202.0
13	Arizona	1842	679	1163	307.0	113.2	193.8
14	New Orleans	1832	657	1175	305.3	109.5	195.8
15	Minnesota	1525	534	991	305.0	106.8	198.2
16	Philadelphia	1647	572	1075	274.5	95.3	179.2
	<b>TOTALS</b>	<b>31457</b>	<b>10766</b>	<b>20691</b>	<b>341.9</b>	<b>117.0</b>	<b>224.9</b>

## NFC TOTAL DEFENSE

RANK	TEAM	TOTAL	RUSH	PASS	TOTAL/G	RUSH/G	PASS/G
1	Atlanta	1267	570	697	253.4	114.0	139.4
2	Green Bay	1401	365	1036	280.2	73.0	207.2
3	Minnesota	1449	661	788	289.8	132.2	157.6
4	Los Angeles Rams	1841	647	1194	306.8	107.8	199.0
5	Detroit	1849	573	1276	308.2	95.5	212.7
6	Carolina	1850	567	1283	308.3	94.5	213.8
7	Seattle	1887	474	1413	314.5	79.0	235.5
8	Tampa Bay	1917	529	1388	319.5	88.2	231.3
9	San Francisco	1930	644	1286	321.7	107.3	214.3
10	New Orleans	1964	684	1280	327.3	114.0	213.3
11	Philadelphia	2057	806	1251	342.8	134.3	208.5
12	Arizona	2088	612	1476	348.0	102.0	246.0
13	Washington	2141	730	1411	356.8	121.7	235.2
14	Chicago	1847	782	1065	369.4	156.4	213.0
15	New York Giants	2225	773	1452	370.8	128.8	242.0
16	Dallas	2470	853	1617	411.7	142.2	269.5
	<b>TOTALS</b>	<b>30183</b>	<b>10270</b>	<b>19913</b>	<b>328.1</b>	<b>111.6</b>	<b>216.4</b>

# 2025 NATIONAL FOOTBALL LEAGUE

## NFL TOTAL OFFENSE

RANK	TEAM	TOTAL	RUSH	PASS	TOTAL/G	RUSH/G	PASS/G
1	Dallas	2325	703	1622	387.5	117.2	270.3
2	Atlanta	1894	756	1138	378.8	151.2	227.6
3	Buffalo	2270	906	1364	378.3	151.0	227.3
4	Indianapolis	2261	791	1470	376.8	131.8	245.0
5	Los Angeles Rams	2250	635	1615	375.0	105.8	269.2
6	San Francisco	2242	493	1749	373.7	82.2	291.5
7	Los Angeles Chargers	2164	724	1440	360.7	120.7	240.0
8	Kansas City	2160	712	1448	360.0	118.7	241.3
9	Green Bay	1798	611	1187	359.6	122.2	237.4
10	Seattle	2138	625	1513	356.3	104.2	252.2
11	Detroit	2122	772	1350	353.7	128.7	225.0
12	Tampa Bay	2121	656	1465	353.5	109.3	244.2
13	Washington	2074	906	1168	345.7	151.0	194.7
14	Chicago	1693	554	1139	338.6	110.8	227.8
15	Denver	2022	781	1241	337.0	130.2	206.8
16	New England	2016	549	1467	336.0	91.5	244.5
17	Jacksonville	1986	744	1242	331.0	124.0	207.0
18	Carolina	1985	856	1129	330.8	142.7	188.2
19	New York Giants	1969	757	1212	328.2	126.2	202.0
20	Houston	1572	581	991	314.4	116.2	198.2
21	Baltimore	1855	757	1098	309.2	126.2	183.0
22	Arizona	1842	679	1163	307.0	113.2	193.8
23	Las Vegas	1840	631	1209	306.7	105.2	201.5
24	New Orleans	1832	657	1175	305.3	109.5	195.8
25	Minnesota	1525	534	991	305.0	106.8	198.2
26	Miami	1734	548	1186	289.0	91.3	197.7
27	Cleveland	1689	544	1145	281.5	90.7	190.8
28	New York Jets	1679	814	865	279.8	135.7	144.2
29	Pittsburgh	1389	420	969	277.8	84.0	193.8
30	Philadelphia	1647	572	1075	274.5	95.3	179.2
31	Cincinnati	1411	340	1071	235.2	56.7	178.5
32	Tennessee	1394	491	903	232.3	81.8	150.5
	<b>TOTALS</b>	<b>60899</b>	<b>21099</b>	<b>39800</b>	<b>327.4</b>	<b>113.4</b>	<b>214.0</b>

# 2025 NATIONAL FOOTBALL LEAGUE

## NFL TOTAL DEFENSE

RANK	TEAM	TOTAL	RUSH	PASS	TOTAL/G	RUSH/G	PASS/G
1	Atlanta	1267	570	697	253.4	114.0	139.4
2	Denver	1525	534	991	254.2	89.0	165.2
3	Cleveland	1574	478	1096	262.3	79.7	182.7
4	Houston	1329	453	876	265.8	90.6	175.2
5	Green Bay	1401	365	1036	280.2	73.0	207.2
6	Minnesota	1449	661	788	289.8	132.2	157.6
7	Los Angeles Chargers	1810	745	1065	301.7	124.2	177.5
8	Los Angeles Rams	1841	647	1194	306.8	107.8	199.0
9	Detroit	1849	573	1276	308.2	95.5	212.7
10	Carolina	1850	567	1283	308.3	94.5	213.8
11	Las Vegas	1866	572	1294	311.0	95.3	215.7
12	Kansas City	1867	715	1152	311.2	119.2	192.0
13	Seattle	1887	474	1413	314.5	79.0	235.5
14	Tampa Bay	1917	529	1388	319.5	88.2	231.3
15	San Francisco	1930	644	1286	321.7	107.3	214.3
16	New England	1935	501	1434	322.5	83.5	239.0
17	Buffalo	1941	938	1003	323.5	156.3	167.2
18	New Orleans	1964	684	1280	327.3	114.0	213.3
19	Indianapolis	1975	578	1397	329.2	96.3	232.8
20	New York Jets	1983	780	1203	330.5	130.0	200.5
21	Philadelphia	2057	806	1251	342.8	134.3	208.5
22	Tennessee	2060	802	1258	343.3	133.7	209.7
23	Jacksonville	2087	549	1538	347.8	91.5	256.3
24	Arizona	2088	612	1476	348.0	102.0	246.0
25	Pittsburgh	1778	553	1225	355.6	110.6	245.0
26	Washington	2141	730	1411	356.8	121.7	235.2
27	Chicago	1847	782	1065	369.4	156.4	213.0
28	New York Giants	2225	773	1452	370.8	128.8	242.0
29	Baltimore	2285	806	1479	380.8	134.3	246.5
30	Miami	2336	1011	1325	389.3	168.5	220.8
31	Cincinnati	2365	814	1551	394.2	135.7	258.5
32	Dallas	2470	853	1617	411.7	142.2	269.5
	<b>TOTALS</b>	<b>60899</b>	<b>21099</b>	<b>39800</b>	<b>327.4</b>	<b>113.4</b>	<b>214.0</b>

# 2025 NATIONAL FOOTBALL LEAGUE

## AFC TEAM TAKEAWAYS/GIVEAWAYS

RANK	TEAM	TAKEAWAYS			GIVEAWAYS			NET DIFF
		INT	FUM	TOTAL	INT	FUM	TOTAL	
1	Jacksonville	10	4	14	5	1	6	+8
2	Pittsburgh	5	5	10	3	0	3	+7
3	Indianapolis	7	2	9	3	1	4	+5
4	Kansas City	4	2	6	2	0	2	+4
5	Houston	5	1	6	3	2	5	+1
6	New England	4	3	7	2	5	7	0
7t	Buffalo	2	3	5	4	2	6	-1
7t	Los Angeles Chargers	6	1	7	4	4	8	-1
7t	Tennessee	4	5	9	4	6	10	-1
10	Miami	1	5	6	7	1	8	-2
11	Denver	1	3	4	4	3	7	-3
12t	Cincinnati	6	1	7	8	3	11	-4
12t	Cleveland	2	2	4	6	2	8	-4
12t	Las Vegas	3	4	7	10	1	11	-4
15t	Baltimore	1	2	3	5	5	10	-7
15t	New York Jets	0	1	1	1	7	8	-7
	<b>TOTALS</b>	<b>61</b>	<b>44</b>	<b>105</b>	<b>71</b>	<b>43</b>	<b>114</b>	<b>-9</b>

## NFC TEAM TAKEAWAYS/GIVEAWAYS

RANK	TEAM	TAKEAWAYS			GIVEAWAYS			NET DIFF
		INT	FUM	TOTAL	INT	FUM	TOTAL	
1	Chicago	8	4	12	2	2	4	+8
2	Detroit	6	3	9	2	1	3	+6
3t	New Orleans	3	5	8	2	2	4	+4
3t	Tampa Bay	4	2	6	1	1	2	+4
5t	Atlanta	5	3	8	3	2	5	+3
5t	Los Angeles Rams	4	6	10	2	5	7	+3
7	Philadelphia	3	2	5	1	2	3	+2
8	Arizona	4	3	7	4	3	7	0
9t	Green Bay	2	0	2	2	1	3	-1
9t	Seattle	7	0	7	3	5	8	-1
11t	Dallas	2	2	4	4	2	6	-2
11t	Minnesota	2	5	7	5	4	9	-2
13t	New York Giants	4	1	5	5	3	8	-3
13t	Washington	2	1	3	2	4	6	-3
15	Carolina	4	1	5	5	4	9	-4
16	San Francisco	0	5	5	7	3	10	-5
	<b>TOTALS</b>	<b>60</b>	<b>43</b>	<b>103</b>	<b>50</b>	<b>44</b>	<b>94</b>	<b>+9</b>

# 2025 NATIONAL FOOTBALL LEAGUE

## NFL TEAM TAKEAWAYS/GIVEAWAYS

RANK	TEAM	TAKEAWAYS			GIVEAWAYS			NET DIFF
		INT	FUM	TOTAL	INT	FUM	TOTAL	
1t	Chicago	8	4	12	2	2	4	+8
1t	Jacksonville	10	4	14	5	1	6	+8
3	Pittsburgh	5	5	10	3	0	3	+7
4	Detroit	6	3	9	2	1	3	+6
5	Indianapolis	7	2	9	3	1	4	+5
6t	Kansas City	4	2	6	2	0	2	+4
6t	New Orleans	3	5	8	2	2	4	+4
6t	Tampa Bay	4	2	6	1	1	2	+4
9t	Atlanta	5	3	8	3	2	5	+3
9t	Los Angeles Rams	4	6	10	2	5	7	+3
11	Philadelphia	3	2	5	1	2	3	+2
12	Houston	5	1	6	3	2	5	+1
13t	Arizona	4	3	7	4	3	7	0
13t	New England	4	3	7	2	5	7	0
15t	Buffalo	2	3	5	4	2	6	-1
15t	Green Bay	2	0	2	2	1	3	-1
15t	Los Angeles Chargers	6	1	7	4	4	8	-1
15t	Seattle	7	0	7	3	5	8	-1
15t	Tennessee	4	5	9	4	6	10	-1
20t	Dallas	2	2	4	4	2	6	-2
20t	Miami	1	5	6	7	1	8	-2
20t	Minnesota	2	5	7	5	4	9	-2
23t	Denver	1	3	4	4	3	7	-3
23t	New York Giants	4	1	5	5	3	8	-3
23t	Washington	2	1	3	2	4	6	-3
26t	Carolina	4	1	5	5	4	9	-4
26t	Cincinnati	6	1	7	8	3	11	-4
26t	Cleveland	2	2	4	6	2	8	-4
26t	Las Vegas	3	4	7	10	1	11	-4
30	San Francisco	0	5	5	7	3	10	-5
31t	Baltimore	1	2	3	5	5	10	-7
31t	New York Jets	0	1	1	1	7	8	-7
	<b>TOTALS</b>	<b>121</b>	<b>87</b>	<b>208</b>	<b>121</b>	<b>87</b>	<b>208</b>	<b>0</b>

# 2025 NATIONAL FOOTBALL LEAGUE

## AFC OFFENSE INSIDE THE 20

RANK	TEAM	DRIVES	PTS	TD	TD%	FG	SCORES	SCORE%
1	Cincinnati	13	80	10	76.9%	3	13	100.0%
2	Miami	16	97	12	75.0%	4	16	100.0%
3	Pittsburgh	14	74	10	71.4%	1	11	78.6%
4	Indianapolis	29	161	19	65.5%	10	29	100.0%
5	Denver	17	93	11	64.7%	5	16	94.1%
6t	Buffalo	25	127	16	64.0%	6	22	88.0%
6t	Kansas City	25	127	16	64.0%	6	22	88.0%
8	New York Jets	13	69	8	61.5%	4	12	92.3%
9	New England	20	98	12	60.0%	5	17	85.0%
10	Jacksonville	20	95	11	55.0%	6	17	85.0%
11	Houston	11	53	6	54.5%	4	10	90.9%
12	Cleveland	15	70	8	53.3%	5	13	86.7%
13	Tennessee	11	52	5	45.5%	6	11	100.0%
14	Baltimore	18	77	8	44.4%	7	15	83.3%
15	Las Vegas	18	72	7	38.9%	8	15	83.3%
16	Los Angeles Chargers	20	82	7	35.0%	11	18	90.0%
	<b>TOTALS</b>	<b>285</b>	<b>1427</b>	<b>166</b>	<b>58.2%</b>	<b>91</b>	<b>257</b>	<b>90.2%</b>

## AFC DEFENSE INSIDE THE 20

RANK	TEAM	DRIVES	PTS	TD	TD%	FG	SCORES	SCORE%
1	Denver	14	58	4	28.6%	10	14	100.0%
2	Los Angeles Chargers	21	93	9	42.9%	10	19	90.5%
3t	Miami	28	133	14	50.0%	12	26	92.9%
3t	Pittsburgh	18	78	9	50.0%	5	14	77.8%
5	Jacksonville	17	79	9	52.9%	5	14	82.4%
6	Buffalo	18	87	10	55.6%	6	16	88.9%
7	Tennessee	23	113	13	56.5%	8	21	91.3%
8	Las Vegas	21	96	12	57.1%	5	17	81.0%
9	Indianapolis	19	90	11	57.9%	4	15	78.9%
10	Kansas City	17	84	10	58.8%	5	15	88.2%
11	New York Jets	22	117	13	59.1%	9	22	100.0%
12	Houston	11	54	7	63.6%	2	9	81.8%
13	Baltimore	30	165	21	70.0%	7	28	93.3%
14t	Cincinnati	28	145	20	71.4%	2	22	78.6%
14t	New England	14	78	10	71.4%	3	13	92.9%
16	Cleveland	15	93	12	80.0%	3	15	100.0%
	<b>TOTALS</b>	<b>316</b>	<b>1563</b>	<b>184</b>	<b>58.2%</b>	<b>96</b>	<b>280</b>	<b>88.6%</b>

# 2025 NATIONAL FOOTBALL LEAGUE

## NFC OFFENSE INSIDE THE 20

RANK	TEAM	DRIVES	PTS	TD	TD%	FG	SCORES	SCORE%
1	Philadelphia	16	100	14	87.5%	1	15	93.8%
2	Detroit	27	155	20	74.1%	5	25	92.6%
3	Washington	15	84	11	73.3%	2	13	86.7%
4	Green Bay	21	119	15	71.4%	5	20	95.2%
5t	Minnesota	15	85	10	66.7%	5	15	100.0%
5t	Seattle	21	110	14	66.7%	4	18	85.7%
7	Dallas	23	120	15	65.2%	5	20	87.0%
8	Carolina	19	99	12	63.2%	6	18	94.7%
9	Chicago	14	70	8	57.1%	5	13	92.9%
10	Arizona	23	109	13	56.5%	6	19	82.6%
11	Tampa Bay	19	91	10	52.6%	7	17	89.5%
12	Los Angeles Rams	26	107	13	50.0%	6	19	73.1%
13	Atlanta	16	73	7	43.8%	8	15	93.8%
14	San Francisco	21	90	9	42.9%	9	18	85.7%
15	New Orleans	19	82	8	42.1%	9	17	89.5%
16	New York Giants	22	84	9	40.9%	7	16	72.7%
	<b>TOTALS</b>	<b>317</b>	<b>1578</b>	<b>188</b>	<b>59.3%</b>	<b>90</b>	<b>278</b>	<b>87.7%</b>

## NFC DEFENSE INSIDE THE 20

RANK	TEAM	DRIVES	PTS	TD	TD%	FG	SCORES	SCORE%
1	Los Angeles Rams	18	79	8	44.4%	8	16	88.9%
2	Minnesota	16	74	8	50.0%	6	14	87.5%
3	Seattle	19	90	10	52.6%	6	16	84.2%
4	Philadelphia	17	76	9	52.9%	4	13	76.5%
5	Washington	20	97	11	55.0%	7	18	90.0%
6	Arizona	21	102	12	57.1%	7	19	90.5%
7	New York Giants	17	84	10	58.8%	5	15	88.2%
8	Carolina	20	105	12	60.0%	7	19	95.0%
9	San Francisco	18	88	11	61.1%	4	15	83.3%
10	Dallas	24	130	15	62.5%	8	23	95.8%
11	Green Bay	14	77	9	64.3%	4	13	92.9%
12t	Atlanta	9	48	6	66.7%	2	8	88.9%
12t	Chicago	18	96	12	66.7%	4	16	88.9%
12t	Detroit	21	112	14	66.7%	5	19	90.5%
12t	New Orleans	18	95	12	66.7%	4	16	88.9%
16	Tampa Bay	16	89	11	68.8%	4	15	93.8%
	<b>TOTALS</b>	<b>286</b>	<b>1442</b>	<b>170</b>	<b>59.4%</b>	<b>85</b>	<b>255</b>	<b>89.2%</b>

# 2025 NATIONAL FOOTBALL LEAGUE

## NFL OFFENSE INSIDE THE 20

RANK	TEAM	DRIVES	PTS	TD	TD%	FG	SCORES	SCORE%
1	Philadelphia	16	100	14	87.5%	1	15	93.8%
2	Cincinnati	13	80	10	76.9%	3	13	100.0%
3	Miami	16	97	12	75.0%	4	16	100.0%
4	Detroit	27	155	20	74.1%	5	25	92.6%
5	Washington	15	84	11	73.3%	2	13	86.7%
6t	Green Bay	21	119	15	71.4%	5	20	95.2%
6t	Pittsburgh	14	74	10	71.4%	1	11	78.6%
8t	Minnesota	15	85	10	66.7%	5	15	100.0%
8t	Seattle	21	110	14	66.7%	4	18	85.7%
10	Indianapolis	29	161	19	65.5%	10	29	100.0%
11	Dallas	23	120	15	65.2%	5	20	87.0%
12	Denver	17	93	11	64.7%	5	16	94.1%
13t	Buffalo	25	127	16	64.0%	6	22	88.0%
13t	Kansas City	25	127	16	64.0%	6	22	88.0%
15	Carolina	19	99	12	63.2%	6	18	94.7%
16	New York Jets	13	69	8	61.5%	4	12	92.3%
17	New England	20	98	12	60.0%	5	17	85.0%
18	Chicago	14	70	8	57.1%	5	13	92.9%
19	Arizona	23	109	13	56.5%	6	19	82.6%
20	Jacksonville	20	95	11	55.0%	6	17	85.0%
21	Houston	11	53	6	54.5%	4	10	90.9%
22	Cleveland	15	70	8	53.3%	5	13	86.7%
23	Tampa Bay	19	91	10	52.6%	7	17	89.5%
24	Los Angeles Rams	26	107	13	50.0%	6	19	73.1%
25	Tennessee	11	52	5	45.5%	6	11	100.0%
26	Baltimore	18	77	8	44.4%	7	15	83.3%
27	Atlanta	16	73	7	43.8%	8	15	93.8%
28	San Francisco	21	90	9	42.9%	9	18	85.7%
29	New Orleans	19	82	8	42.1%	9	17	89.5%
30	New York Giants	22	84	9	40.9%	7	16	72.7%
31	Las Vegas	18	72	7	38.9%	8	15	83.3%
32	Los Angeles Chargers	20	82	7	35.0%	11	18	90.0%
	<b>TOTALS</b>	<b>602</b>	<b>3005</b>	<b>354</b>	<b>58.8%</b>	<b>181</b>	<b>535</b>	<b>88.9%</b>

# 2025 NATIONAL FOOTBALL LEAGUE

## NFL DEFENSE INSIDE THE 20

RANK	TEAM	DRIVES	PTS	TD	TD%	FG	SCORES	SCORE%
1	Denver	14	58	4	28.6%	10	14	100.0%
2	Los Angeles Chargers	21	93	9	42.9%	10	19	90.5%
3	Los Angeles Rams	18	79	8	44.4%	8	16	88.9%
4t	Miami	28	133	14	50.0%	12	26	92.9%
4t	Minnesota	16	74	8	50.0%	6	14	87.5%
4t	Pittsburgh	18	78	9	50.0%	5	14	77.8%
7	Seattle	19	90	10	52.6%	6	16	84.2%
8t	Jacksonville	17	79	9	52.9%	5	14	82.4%
8t	Philadelphia	17	76	9	52.9%	4	13	76.5%
10	Washington	20	97	11	55.0%	7	18	90.0%
11	Buffalo	18	87	10	55.6%	6	16	88.9%
12	Tennessee	23	113	13	56.5%	8	21	91.3%
13t	Arizona	21	102	12	57.1%	7	19	90.5%
13t	Las Vegas	21	96	12	57.1%	5	17	81.0%
15	Indianapolis	19	90	11	57.9%	4	15	78.9%
16t	Kansas City	17	84	10	58.8%	5	15	88.2%
16t	New York Giants	17	84	10	58.8%	5	15	88.2%
18	New York Jets	22	117	13	59.1%	9	22	100.0%
19	Carolina	20	105	12	60.0%	7	19	95.0%
20	San Francisco	18	88	11	61.1%	4	15	83.3%
21	Dallas	24	130	15	62.5%	8	23	95.8%
22	Houston	11	54	7	63.6%	2	9	81.8%
23	Green Bay	14	77	9	64.3%	4	13	92.9%
24t	Atlanta	9	48	6	66.7%	2	8	88.9%
24t	Chicago	18	96	12	66.7%	4	16	88.9%
24t	Detroit	21	112	14	66.7%	5	19	90.5%
24t	New Orleans	18	95	12	66.7%	4	16	88.9%
28	Tampa Bay	16	89	11	68.8%	4	15	93.8%
29	Baltimore	30	165	21	70.0%	7	28	93.3%
30t	Cincinnati	28	145	20	71.4%	2	22	78.6%
30t	New England	14	78	10	71.4%	3	13	92.9%
32	Cleveland	15	93	12	80.0%	3	15	100.0%
	<b>TOTALS</b>	<b>602</b>	<b>3005</b>	<b>354</b>	<b>58.8%</b>	<b>181</b>	<b>535</b>	<b>88.9%</b>

# 2025 NATIONAL FOOTBALL LEAGUE

## AFC TEAM OFFENSE FIRST DOWNS, THIRD DOWNS & FOURTH DOWNS

RANK	TEAM	FIRST DOWNS				THIRD DOWNS			FOURTH DOWNS		
		TOTAL	RUSH	PASS	PEN	MADE	ATT	PCT	MADE	ATT	PCT
1	Indianapolis	141	50	76	15	31	66	47.0%	6	8	75.0%
2	Buffalo	139	50	73	16	28	68	41.2%	3	5	60.0%
3	Kansas City	133	50	75	8	31	75	41.3%	11	13	84.6%
4	Los Angeles Chargers	121	37	72	12	38	84	45.2%	4	6	66.7%
5	New England	118	37	70	11	29	70	41.4%	8	10	80.0%
6	Denver	116	37	63	16	30	82	36.6%	3	6	50.0%
7	Jacksonville	113	40	63	10	28	79	35.4%	6	9	66.7%
8	New York Jets	111	47	55	9	23	76	30.3%	8	15	53.3%
9	Las Vegas	108	33	64	11	33	80	41.3%	5	10	50.0%
10	Cleveland	107	38	57	12	32	93	34.4%	10	16	62.5%
11	Baltimore	103	38	55	10	28	69	40.6%	4	12	33.3%
12	Miami	100	26	70	4	33	71	46.5%	4	7	57.1%
13	Cincinnati	97	23	57	17	28	76	36.8%	3	3	100.0%
14	Tennessee	91	29	54	8	23	82	28.0%	4	8	50.0%
15	Houston	90	31	46	13	21	60	35.0%	6	7	85.7%
16	Pittsburgh	87	33	42	12	22	57	38.6%	1	3	33.3%
	<b>TOTALS</b>	<b>1775</b>	<b>599</b>	<b>992</b>	<b>184</b>	<b>458</b>	<b>1188</b>	<b>38.6%</b>	<b>86</b>	<b>138</b>	<b>62.3%</b>

## AFC TEAM DEFENSE FIRST DOWNS, THIRD DOWNS & FOURTH DOWNS

RANK	TEAM	FIRST DOWNS				THIRD DOWNS			FOURTH DOWNS		
		TOTAL	RUSH	PASS	PEN	MADE	ATT	PCT	MADE	ATT	PCT
1	Houston	82	24	47	11	22	61	36.1%	2	4	50.0%
2	Cleveland	94	26	58	10	34	80	42.5%	1	2	50.0%
3	Denver	95	25	54	16	22	81	27.2%	1	5	20.0%
4	Los Angeles Chargers	103	43	47	13	30	78	38.5%	6	9	66.7%
5	Las Vegas	105	33	63	9	31	74	41.9%	5	6	83.3%
6t	Jacksonville	113	28	75	10	32	78	41.0%	2	5	40.0%
6t	Pittsburgh	113	43	60	10	29	72	40.3%	10	16	62.5%
8t	Buffalo	114	51	54	9	29	71	40.8%	4	7	57.1%
8t	Kansas City	114	44	58	12	26	67	38.8%	4	13	30.8%
10t	New York Jets	116	35	68	13	28	77	36.4%	4	4	100.0%
10t	Tennessee	116	43	57	16	32	79	40.5%	7	9	77.8%
12	New England	117	31	71	15	26	64	40.6%	2	6	33.3%
13	Indianapolis	127	38	75	14	35	73	47.9%	4	9	44.4%
14	Baltimore	136	48	79	9	37	84	44.0%	11	14	78.6%
15	Miami	137	51	71	15	35	73	47.9%	8	9	88.9%
16	Cincinnati	141	50	81	10	34	74	45.9%	4	7	57.1%
	<b>TOTALS</b>	<b>1823</b>	<b>613</b>	<b>1018</b>	<b>192</b>	<b>482</b>	<b>1186</b>	<b>40.6%</b>	<b>75</b>	<b>125</b>	<b>60.0%</b>

# 2025 NATIONAL FOOTBALL LEAGUE

## NFC TEAM OFFENSE FIRST DOWNS, THIRD DOWNS & FOURTH DOWNS

RANK	TEAM	FIRST DOWNS				THIRD DOWNS			FOURTH DOWNS		
		TOTAL	RUSH	PASS	PEN	MADE	ATT	PCT	MADE	ATT	PCT
1	Dallas	140	39	82	19	31	72	43.1%	6	8	75.0%
2	San Francisco	132	31	90	11	39	86	45.3%	6	10	60.0%
3	Carolina	130	46	68	16	29	74	39.2%	9	14	64.3%
4	Los Angeles Rams	128	38	78	12	27	67	40.3%	6	10	60.0%
5	New York Giants	126	54	55	17	32	81	39.5%	6	14	42.9%
6t	Detroit	122	42	75	5	29	72	40.3%	7	11	63.6%
6t	Tampa Bay	122	38	67	17	30	73	41.1%	3	5	60.0%
8	New Orleans	120	41	60	19	29	77	37.7%	3	9	33.3%
9	Washington	118	45	56	17	20	60	33.3%	5	7	71.4%
10	Seattle	117	35	69	13	25	67	37.3%	2	4	50.0%
11	Arizona	110	33	67	10	36	82	43.9%	4	5	80.0%
12	Philadelphia	107	43	54	10	26	75	34.7%	7	9	77.8%
13	Green Bay	106	37	57	12	34	65	52.3%	3	4	75.0%
14	Atlanta	105	40	56	9	28	67	41.8%	4	9	44.4%
15	Chicago	93	34	52	7	28	65	43.1%	2	6	33.3%
16	Minnesota	89	29	51	9	18	58	31.0%	4	6	66.7%
	<b>TOTALS</b>	<b>1865</b>	<b>625</b>	<b>1037</b>	<b>203</b>	<b>461</b>	<b>1141</b>	<b>40.4%</b>	<b>77</b>	<b>131</b>	<b>58.8%</b>

## NFC TEAM DEFENSE FIRST DOWNS, THIRD DOWNS & FOURTH DOWNS

RANK	TEAM	FIRST DOWNS				THIRD DOWNS			FOURTH DOWNS		
		TOTAL	RUSH	PASS	PEN	MADE	ATT	PCT	MADE	ATT	PCT
1	Atlanta	75	29	40	6	17	53	32.1%	6	8	75.0%
2	Minnesota	87	41	36	10	19	63	30.2%	3	5	60.0%
3	Green Bay	92	23	59	10	24	70	34.3%	8	12	66.7%
4	Carolina	98	31	63	4	26	68	38.2%	7	10	70.0%
5	Chicago	101	39	51	11	15	49	30.6%	4	6	66.7%
6	San Francisco	115	41	61	13	23	68	33.8%	6	8	75.0%
7	Tampa Bay	116	29	74	13	29	74	39.2%	5	12	41.7%
8t	Detroit	117	34	69	14	28	69	40.6%	4	8	50.0%
8t	Washington	117	38	70	9	30	80	37.5%	5	10	50.0%
10t	Los Angeles Rams	118	44	62	12	31	85	36.5%	12	17	70.6%
10t	Seattle	118	28	76	14	34	86	39.5%	7	10	70.0%
12	New Orleans	126	42	69	15	29	70	41.4%	4	8	50.0%
13	Philadelphia	127	54	53	20	33	78	42.3%	3	8	37.5%
14	Arizona	131	36	81	14	27	75	36.0%	5	10	50.0%
15	New York Giants	134	41	74	19	30	76	39.5%	4	4	100.0%
16	Dallas	145	61	73	11	42	79	53.2%	5	8	62.5%
	<b>TOTALS</b>	<b>1817</b>	<b>611</b>	<b>1011</b>	<b>195</b>	<b>437</b>	<b>1143</b>	<b>38.2%</b>	<b>88</b>	<b>144</b>	<b>61.1%</b>

# 2025 NATIONAL FOOTBALL LEAGUE

## NFL TEAM OFFENSE FIRST DOWNS, THIRD DOWNS & FOURTH DOWNS

RANK	TEAM	FIRST DOWNS				THIRD DOWNS			FOURTH DOWNS		
		TOTAL	RUSH	PASS	PEN	MADE	ATT	PCT	MADE	ATT	PCT
1	Indianapolis	141	50	76	15	31	66	47.0%	6	8	75.0%
2	Dallas	140	39	82	19	31	72	43.1%	6	8	75.0%
3	Buffalo	139	50	73	16	28	68	41.2%	3	5	60.0%
4	Kansas City	133	50	75	8	31	75	41.3%	11	13	84.6%
5	San Francisco	132	31	90	11	39	86	45.3%	6	10	60.0%
6	Carolina	130	46	68	16	29	74	39.2%	9	14	64.3%
7	Los Angeles Rams	128	38	78	12	27	67	40.3%	6	10	60.0%
8	New York Giants	126	54	55	17	32	81	39.5%	6	14	42.9%
9t	Detroit	122	42	75	5	29	72	40.3%	7	11	63.6%
9t	Tampa Bay	122	38	67	17	30	73	41.1%	3	5	60.0%
11	Los Angeles Chargers	121	37	72	12	38	84	45.2%	4	6	66.7%
12	New Orleans	120	41	60	19	29	77	37.7%	3	9	33.3%
13t	New England	118	37	70	11	29	70	41.4%	8	10	80.0%
13t	Washington	118	45	56	17	20	60	33.3%	5	7	71.4%
15	Seattle	117	35	69	13	25	67	37.3%	2	4	50.0%
16	Denver	116	37	63	16	30	82	36.6%	3	6	50.0%
17	Jacksonville	113	40	63	10	28	79	35.4%	6	9	66.7%
18	New York Jets	111	47	55	9	23	76	30.3%	8	15	53.3%
19	Arizona	110	33	67	10	36	82	43.9%	4	5	80.0%
20	Las Vegas	108	33	64	11	33	80	41.3%	5	10	50.0%
21t	Cleveland	107	38	57	12	32	93	34.4%	10	16	62.5%
21t	Philadelphia	107	43	54	10	26	75	34.7%	7	9	77.8%
23	Green Bay	106	37	57	12	34	65	52.3%	3	4	75.0%
24	Atlanta	105	40	56	9	28	67	41.8%	4	9	44.4%
25	Baltimore	103	38	55	10	28	69	40.6%	4	12	33.3%
26	Miami	100	26	70	4	33	71	46.5%	4	7	57.1%
27	Cincinnati	97	23	57	17	28	76	36.8%	3	3	100.0%
28	Chicago	93	34	52	7	28	65	43.1%	2	6	33.3%
29	Tennessee	91	29	54	8	23	82	28.0%	4	8	50.0%
30	Houston	90	31	46	13	21	60	35.0%	6	7	85.7%
31	Minnesota	89	29	51	9	18	58	31.0%	4	6	66.7%
32	Pittsburgh	87	33	42	12	22	57	38.6%	1	3	33.3%
	<b>TOTALS</b>	<b>3640</b>	<b>1224</b>	<b>2029</b>	<b>387</b>	<b>919</b>	<b>2329</b>	<b>39.5%</b>	<b>163</b>	<b>269</b>	<b>60.6%</b>

# 2025 NATIONAL FOOTBALL LEAGUE

## NFL TEAM DEFENSE FIRST DOWNS, THIRD DOWNS & FOURTH DOWNS

RANK	TEAM	FIRST DOWNS				THIRD DOWNS			FOURTH DOWNS		
		TOTAL	RUSH	PASS	PEN	MADE	ATT	PCT	MADE	ATT	PCT
1	Atlanta	75	29	40	6	17	53	32.1%	6	8	75.0%
2	Houston	82	24	47	11	22	61	36.1%	2	4	50.0%
3	Minnesota	87	41	36	10	19	63	30.2%	3	5	60.0%
4	Green Bay	92	23	59	10	24	70	34.3%	8	12	66.7%
5	Cleveland	94	26	58	10	34	80	42.5%	1	2	50.0%
6	Denver	95	25	54	16	22	81	27.2%	1	5	20.0%
7	Carolina	98	31	63	4	26	68	38.2%	7	10	70.0%
8	Chicago	101	39	51	11	15	49	30.6%	4	6	66.7%
9	Los Angeles Chargers	103	43	47	13	30	78	38.5%	6	9	66.7%
10	Las Vegas	105	33	63	9	31	74	41.9%	5	6	83.3%
11t	Jacksonville	113	28	75	10	32	78	41.0%	2	5	40.0%
11t	Pittsburgh	113	43	60	10	29	72	40.3%	10	16	62.5%
13t	Buffalo	114	51	54	9	29	71	40.8%	4	7	57.1%
13t	Kansas City	114	44	58	12	26	67	38.8%	4	13	30.8%
15	San Francisco	115	41	61	13	23	68	33.8%	6	8	75.0%
16t	New York Jets	116	35	68	13	28	77	36.4%	4	4	100.0%
16t	Tampa Bay	116	29	74	13	29	74	39.2%	5	12	41.7%
16t	Tennessee	116	43	57	16	32	79	40.5%	7	9	77.8%
19t	Detroit	117	34	69	14	28	69	40.6%	4	8	50.0%
19t	New England	117	31	71	15	26	64	40.6%	2	6	33.3%
19t	Washington	117	38	70	9	30	80	37.5%	5	10	50.0%
22t	Los Angeles Rams	118	44	62	12	31	85	36.5%	12	17	70.6%
22t	Seattle	118	28	76	14	34	86	39.5%	7	10	70.0%
24	New Orleans	126	42	69	15	29	70	41.4%	4	8	50.0%
25t	Indianapolis	127	38	75	14	35	73	47.9%	4	9	44.4%
25t	Philadelphia	127	54	53	20	33	78	42.3%	3	8	37.5%
27	Arizona	131	36	81	14	27	75	36.0%	5	10	50.0%
28	New York Giants	134	41	74	19	30	76	39.5%	4	4	100.0%
29	Baltimore	136	48	79	9	37	84	44.0%	11	14	78.6%
30	Miami	137	51	71	15	35	73	47.9%	8	9	88.9%
31	Cincinnati	141	50	81	10	34	74	45.9%	4	7	57.1%
32	Dallas	145	61	73	11	42	79	53.2%	5	8	62.5%
	<b>TOTALS</b>	<b>3640</b>	<b>1224</b>	<b>2029</b>	<b>387</b>	<b>919</b>	<b>2329</b>	<b>39.5%</b>	<b>163</b>	<b>269</b>	<b>60.6%</b>

# 2025 NATIONAL FOOTBALL LEAGUE

---

## AFC OFFENSIVE FIRST DOWN YARDAGE

RANK	TEAM	YDS/PL	PLAYS	YARDS
1	Indianapolis	6.81	172	1171
2	Baltimore	6.50	144	936
3	Kansas City	6.48	169	1095
4	New York Jets	6.07	159	965
5	Las Vegas	6.01	158	950
6	New England	5.72	158	904
7	Buffalo	5.68	175	994
8	Jacksonville	5.57	165	919
9	Denver	5.50	165	907
10	Pittsburgh	5.34	122	652
11	Miami	5.26	136	715
12	Houston	5.21	125	651
13	Los Angeles Chargers	5.12	162	830
14	Tennessee	4.61	147	678
15	Cincinnati	4.43	143	634
16	Cleveland	4.17	161	671
	<b>TOTALS</b>	<b>5.56</b>	<b>2461</b>	<b>13672</b>

## AFC DEFENSIVE FIRST DOWN YARDAGE

RANK	TEAM	YDS/PL	PLAYS	YARDS
1	Las Vegas	4.23	151	639
2	Houston	4.61	119	549
3	Denver	4.67	147	687
4	Cleveland	4.74	142	673
5	Indianapolis	5.24	165	864
6	New York Jets	5.31	160	850
7	Tennessee	5.62	162	910
8	Cincinnati	5.75	182	1047
9	New England	5.89	158	930
10	Baltimore	5.92	172	1018
11	Pittsburgh	5.95	148	880
12	Los Angeles Chargers	6.12	148	906
13	Buffalo	6.15	156	960
14	Jacksonville	6.40	164	1050
15	Kansas City	6.57	151	992
16	Miami	6.64	169	1123
	<b>TOTALS</b>	<b>5.64</b>	<b>2494</b>	<b>14078</b>

# 2025 NATIONAL FOOTBALL LEAGUE

---

## NFC OFFENSIVE FIRST DOWN YARDAGE

RANK	TEAM	YDS/PL	PLAYS	YARDS
1	Seattle	6.66	160	1065
2	Detroit	6.60	161	1062
3	Minnesota	6.36	128	814
4	Atlanta	6.24	145	905
5	Carolina	6.11	173	1057
6	Los Angeles Rams	5.95	169	1006
7	Dallas	5.93	177	1050
8	Green Bay	5.89	138	813
9	Tampa Bay	5.42	167	905
10	Chicago	5.31	133	706
11	New York Giants	5.30	166	879
12	San Francisco	4.97	183	909
13	New Orleans	4.92	166	817
14	Washington	4.66	157	732
15	Philadelphia	4.57	150	685
16	Arizona	4.08	158	645
	<b>TOTALS</b>	<b>5.55</b>	<b>2531</b>	<b>14050</b>

## NFC DEFENSIVE FIRST DOWN YARDAGE

RANK	TEAM	YDS/PL	PLAYS	YARDS
1	Green Bay	4.49	128	575
2	Los Angeles Rams	4.73	165	780
3	Atlanta	4.81	114	548
4	Seattle	5.00	167	835
5	San Francisco	5.01	160	801
6	New Orleans	5.19	166	861
7	Tampa Bay	5.30	161	854
8	Carolina	5.39	140	755
9	Arizona	5.43	181	982
10	Washington	5.44	162	881
11	Philadelphia	5.49	171	938
12	New York Giants	5.52	176	972
13	Detroit	5.55	162	899
14	Minnesota	5.60	129	723
15	Dallas	6.87	182	1251
16	Chicago	7.38	134	989
	<b>TOTALS</b>	<b>5.46</b>	<b>2498</b>	<b>13644</b>

# 2025 NATIONAL FOOTBALL LEAGUE

---

## NFL OFFENSIVE FIRST DOWN YARDAGE

RANK	TEAM	YDS/PL	PLAYS	YARDS
1	Indianapolis	6.81	172	1171
2	Seattle	6.66	160	1065
3	Detroit	6.60	161	1062
4	Baltimore	6.50	144	936
5	Kansas City	6.48	169	1095
6	Minnesota	6.36	128	814
7	Atlanta	6.24	145	905
8	Carolina	6.11	173	1057
9	New York Jets	6.07	159	965
10	Las Vegas	6.01	158	950
11	Los Angeles Rams	5.95	169	1006
12	Dallas	5.93	177	1050
13	Green Bay	5.89	138	813
14	New England	5.72	158	904
15	Buffalo	5.68	175	994
16	Jacksonville	5.57	165	919
17	Denver	5.50	165	907
18	Tampa Bay	5.42	167	905
19	Pittsburgh	5.34	122	652
20	Chicago	5.31	133	706
21	New York Giants	5.30	166	879
22	Miami	5.26	136	715
23	Houston	5.21	125	651
24	Los Angeles Chargers	5.12	162	830
25	San Francisco	4.97	183	909
26	New Orleans	4.92	166	817
27	Washington	4.66	157	732
28	Tennessee	4.61	147	678
29	Philadelphia	4.57	150	685
30	Cincinnati	4.43	143	634
31	Cleveland	4.17	161	671
32	Arizona	4.08	158	645
	<b>TOTALS</b>	<b>5.55</b>	<b>4992</b>	<b>27722</b>

# 2025 NATIONAL FOOTBALL LEAGUE

---

## NFL DEFENSIVE FIRST DOWN YARDAGE

RANK	TEAM	YDS/PL	PLAYS	YARDS
1	Las Vegas	4.23	151	639
2	Green Bay	4.49	128	575
3	Houston	4.61	119	549
4	Denver	4.67	147	687
5	Los Angeles Rams	4.73	165	780
6	Cleveland	4.74	142	673
7	Atlanta	4.81	114	548
8	Seattle	5.00	167	835
9	San Francisco	5.01	160	801
10	New Orleans	5.19	166	861
11	Indianapolis	5.24	165	864
12	Tampa Bay	5.30	161	854
13	New York Jets	5.31	160	850
14	Carolina	5.39	140	755
15	Arizona	5.43	181	982
16	Washington	5.44	162	881
17	Philadelphia	5.49	171	938
18	New York Giants	5.52	176	972
19	Detroit	5.55	162	899
20	Minnesota	5.60	129	723
21	Tennessee	5.62	162	910
22	Cincinnati	5.75	182	1047
23	New England	5.89	158	930
24	Baltimore	5.92	172	1018
25	Pittsburgh	5.95	148	880
26	Los Angeles Chargers	6.12	148	906
27	Buffalo	6.15	156	960
28	Jacksonville	6.40	164	1050
29	Kansas City	6.57	151	992
30	Miami	6.64	169	1123
31	Dallas	6.87	182	1251
32	Chicago	7.38	134	989
	<b>TOTALS</b>	<b>5.55</b>	<b>4992</b>	<b>27722</b>

# 2025 NATIONAL FOOTBALL LEAGUE

## AFC KICKOFFS (RECEIVING TEAM)

RANK	TEAM	TOTAL KO	ADJ KO	TB	TB%	EZ	EZ%	OB	IN20	AVG START
1	New York Jets	39	37	2	5.4%	8	21.6%	1	3	32.6
2	Miami	37	36	3	8.3%	9	25.0%	1	3	30.6
3	Denver	27	27	3	11.1%	6	22.2%	1	2	30.6
4	Tennessee	34	34	6	17.6%	8	23.5%	0	4	30.4
5	New England	29	29	2	6.9%	3	10.3%	1	4	30.1
6	Pittsburgh	24	22	4	18.2%	8	36.4%	0	1	30.1
7	Cincinnati	35	35	7	20.0%	11	31.4%	0	2	30.0
8	Cleveland	32	32	4	12.5%	7	21.9%	3	1	29.9
9	Indianapolis	27	26	5	19.2%	8	30.8%	0	4	29.7
10	Baltimore	39	39	7	17.9%	8	20.5%	1	4	29.6
11	Los Angeles Chargers	30	29	8	27.6%	11	37.9%	0	0	28.9
12	Las Vegas	33	31	4	12.9%	10	32.3%	2	2	28.9
13	Jacksonville	27	26	5	19.2%	10	38.5%	1	3	28.8
14	Buffalo	30	29	1	3.4%	5	17.2%	2	3	28.8
15	Kansas City	27	27	2	7.4%	9	33.3%	0	3	28.5
16	Houston	15	14	5	35.7%	6	42.9%	0	0	28.3
	<b>TOTALS</b>	<b>485</b>	<b>473</b>	<b>68</b>	<b>14.4%</b>	<b>127</b>	<b>26.8%</b>	<b>13</b>	<b>39</b>	<b>29.8</b>

## AFC KICKOFFS (KICKING TEAM)

RANK	TEAM	TOTAL KO	ADJ KO	TB	TB%	EZ	EZ%	OB	IN20	AVG START
1	Houston	26	26	5	19.2%	6	23.1%	0	2	26.8
2	Cleveland	21	21	2	9.5%	3	14.3%	0	2	28.8
3	Pittsburgh	27	26	0	0.0%	2	7.7%	0	2	29.0
4	Kansas City	33	32	3	9.4%	3	9.4%	1	2	29.3
5	New England	31	30	3	10.0%	7	23.3%	2	3	29.7
6	Jacksonville	31	31	9	29.0%	13	41.9%	2	2	29.8
7	Los Angeles Chargers	31	31	4	12.9%	10	32.3%	0	1	30.3
8	New York Jets	29	25	4	16.0%	8	32.0%	0	0	30.4
9	Miami	28	26	3	11.5%	8	30.8%	0	6	30.5
10	Buffalo	34	34	3	8.8%	6	17.6%	0	4	30.8
11	Las Vegas	27	26	4	15.4%	7	26.9%	1	3	30.9
12	Cincinnati	24	22	2	9.1%	6	27.3%	0	1	30.9
13	Tennessee	24	22	6	27.3%	10	45.5%	0	0	31.2
14	Indianapolis	39	39	5	12.8%	7	17.9%	3	2	31.5
15	Baltimore	31	30	2	6.7%	2	6.7%	4	1	32.2
16	Denver	30	29	4	13.8%	10	34.5%	0	3	32.8
	<b>TOTALS</b>	<b>466</b>	<b>450</b>	<b>59</b>	<b>13.1%</b>	<b>108</b>	<b>24.0%</b>	<b>13</b>	<b>34</b>	<b>30.4</b>

ADJ KO: Adjusted kickoffs are used to compute Avg. Team Drive Start. Adjusted kickoffs do not include inside kicks or kickoffs at the end of a half unless either kickoff is returned for a touchdown. Adjusted kickoffs also do not include non-inside kickoffs that result in the kicking team ultimately retaining possession.

IN20: The number of drives that start inside (not including) the 20-yard line.

# 2025 NATIONAL FOOTBALL LEAGUE

## NFC KICKOFFS (RECEIVING TEAM)

RANK	TEAM	TOTAL KO	ADJ KO	TB	TB%	EZ	EZ%	OB	IN20	AVG START
1	Washington	30	29	7	24.1%	9	31.0%	0	2	34.3
2	Seattle	27	27	4	14.8%	6	22.2%	1	0	32.4
3	New York Giants	30	30	4	13.3%	6	20.0%	0	0	31.7
4	San Francisco	29	28	7	25.0%	10	35.7%	2	0	31.6
5	Detroit	30	26	1	3.8%	3	11.5%	2	1	30.7
6	Chicago	29	27	4	14.8%	10	37.0%	1	3	30.1
7	Los Angeles Rams	26	25	3	12.0%	3	12.0%	0	1	30.0
8	Arizona	30	29	4	13.8%	10	34.5%	1	2	29.3
9	Green Bay	22	20	6	30.0%	9	45.0%	1	2	28.8
10	Carolina	32	32	9	28.1%	9	28.1%	2	3	28.3
11	New Orleans	34	34	6	17.6%	10	29.4%	1	4	27.9
12	Tampa Bay	34	32	6	18.8%	12	37.5%	1	2	27.7
13	Dallas	38	36	7	19.4%	11	30.6%	0	6	26.6
14	Atlanta	24	23	4	17.4%	5	21.7%	0	3	26.4
15	Minnesota	24	24	1	4.2%	7	29.2%	0	4	25.9
16	Philadelphia	31	30	4	13.3%	7	23.3%	1	8	25.1
	<b>TOTALS</b>	<b>470</b>	<b>452</b>	<b>77</b>	<b>17.0%</b>	<b>127</b>	<b>28.1%</b>	<b>13</b>	<b>41</b>	<b>29.1</b>

## NFC KICKOFFS (KICKING TEAM)

RANK	TEAM	TOTAL KO	ADJ KO	TB	TB%	EZ	EZ%	OB	IN20	AVG START
1	Carolina	29	27	5	18.5%	6	22.2%	0	3	24.1
2	Los Angeles Rams	33	32	10	31.3%	11	34.4%	1	8	25.1
3	New York Giants	29	29	3	10.3%	9	31.0%	1	7	25.2
4	Philadelphia	28	28	1	3.6%	2	7.1%	0	5	26.6
5	Seattle	35	33	6	18.2%	11	33.3%	0	2	26.9
6	Washington	33	31	7	22.6%	11	35.5%	1	2	28.3
7	Dallas	35	35	13	37.1%	15	42.9%	1	3	28.5
8	Chicago	28	27	4	14.8%	9	33.3%	1	2	28.9
9	Atlanta	25	25	3	12.0%	8	32.0%	1	2	29.0
10	Green Bay	28	28	8	28.6%	16	57.1%	0	2	29.4
11	Detroit	37	35	5	14.3%	13	37.1%	3	4	29.9
12	Minnesota	25	23	4	17.4%	7	30.4%	1	0	30.3
13	Arizona	30	30	3	10.0%	4	13.3%	1	3	30.3
14	Tampa Bay	34	33	1	3.0%	3	9.1%	0	1	30.8
15	New Orleans	28	28	5	17.9%	9	32.1%	2	0	32.8
16	San Francisco	32	31	8	25.8%	12	38.7%	0	2	32.9
	<b>TOTALS</b>	<b>489</b>	<b>475</b>	<b>86</b>	<b>18.1%</b>	<b>146</b>	<b>30.7%</b>	<b>13</b>	<b>46</b>	<b>28.7</b>

ADJ KO: Adjusted kickoffs are used to compute Avg. Team Drive Start. Adjusted kickoffs do not include inside kicks or kickoffs at the end of a half unless either kickoff is returned for a touchdown. Adjusted kickoffs also do not include non-inside kickoffs that result in the kicking team ultimately retaining possession.

IN20: The number of drives that start inside (not including) the 20-yard line.

# 2025 NATIONAL FOOTBALL LEAGUE

## NFL KICKOFFS (RECEIVING TEAM)

RANK	TEAM	TOTAL KO	ADJ KO	TB	TB%	EZ	EZ%	OB	IN20	AVG START
1	Washington	30	29	7	24.1%	9	31.0%	0	2	34.3
2	New York Jets	39	37	2	5.4%	8	21.6%	1	3	32.6
3	Seattle	27	27	4	14.8%	6	22.2%	1	0	32.4
4	New York Giants	30	30	4	13.3%	6	20.0%	0	0	31.7
5	San Francisco	29	28	7	25.0%	10	35.7%	2	0	31.6
6	Detroit	30	26	1	3.8%	3	11.5%	2	1	30.7
7	Miami	37	36	3	8.3%	9	25.0%	1	3	30.6
8	Denver	27	27	3	11.1%	6	22.2%	1	2	30.6
9	Tennessee	34	34	6	17.6%	8	23.5%	0	4	30.4
10	New England	29	29	2	6.9%	3	10.3%	1	4	30.1
11	Pittsburgh	24	22	4	18.2%	8	36.4%	0	1	30.1
12	Chicago	29	27	4	14.8%	10	37.0%	1	3	30.1
13	Cincinnati	35	35	7	20.0%	11	31.4%	0	2	30.0
14	Los Angeles Rams	26	25	3	12.0%	3	12.0%	0	1	30.0
15	Cleveland	32	32	4	12.5%	7	21.9%	3	1	29.9
16	Indianapolis	27	26	5	19.2%	8	30.8%	0	4	29.7
17	Baltimore	39	39	7	17.9%	8	20.5%	1	4	29.6
18	Arizona	30	29	4	13.8%	10	34.5%	1	2	29.3
19	Los Angeles Chargers	30	29	8	27.6%	11	37.9%	0	0	28.9
20	Las Vegas	33	31	4	12.9%	10	32.3%	2	2	28.9
21	Jacksonville	27	26	5	19.2%	10	38.5%	1	3	28.8
22	Green Bay	22	20	6	30.0%	9	45.0%	1	2	28.8
23	Buffalo	30	29	1	3.4%	5	17.2%	2	3	28.8
24	Kansas City	27	27	2	7.4%	9	33.3%	0	3	28.5
25	Houston	15	14	5	35.7%	6	42.9%	0	0	28.3
26	Carolina	32	32	9	28.1%	9	28.1%	2	3	28.3
27	New Orleans	34	34	6	17.6%	10	29.4%	1	4	27.9
28	Tampa Bay	34	32	6	18.8%	12	37.5%	1	2	27.7
29	Dallas	38	36	7	19.4%	11	30.6%	0	6	26.6
30	Atlanta	24	23	4	17.4%	5	21.7%	0	3	26.4
31	Minnesota	24	24	1	4.2%	7	29.2%	0	4	25.9
32	Philadelphia	31	30	4	13.3%	7	23.3%	1	8	25.1
	<b>TOTALS</b>	<b>1910</b>	<b>1850</b>	<b>290</b>	<b>15.7%</b>	<b>508</b>	<b>27.5%</b>	<b>52</b>	<b>160</b>	<b>29.5</b>

ADJ KO: Adjusted kickoffs are used to compute Avg. Team Drive Start. Adjusted kickoffs do not include inside kicks or kickoffs at the end of a half unless either kickoff is returned for a touchdown. Adjusted kickoffs also do not include non-onside kickoffs that result in the kicking team ultimately retaining possession.

IN20: The number of drives that start inside (not including) the 20-yard line.

# 2025 NATIONAL FOOTBALL LEAGUE

## NFL KICKOFFS (KICKING TEAM)

RANK	TEAM	TOTAL KO	ADJ KO	TB	TB%	EZ	EZ%	OB	IN20	AVG START
1	Carolina	29	27	5	18.5%	6	22.2%	0	3	24.1
2	Los Angeles Rams	33	32	10	31.3%	11	34.4%	1	8	25.1
3	New York Giants	29	29	3	10.3%	9	31.0%	1	7	25.2
4	Philadelphia	28	28	1	3.6%	2	7.1%	0	5	26.6
5	Houston	26	26	5	19.2%	6	23.1%	0	2	26.8
6	Seattle	35	33	6	18.2%	11	33.3%	0	2	26.9
7	Washington	33	31	7	22.6%	11	35.5%	1	2	28.3
8	Dallas	35	35	13	37.1%	15	42.9%	1	3	28.5
9	Cleveland	21	21	2	9.5%	3	14.3%	0	2	28.8
10	Chicago	28	27	4	14.8%	9	33.3%	1	2	28.9
11	Atlanta	25	25	3	12.0%	8	32.0%	1	2	29.0
12	Pittsburgh	27	26	0	0.0%	2	7.7%	0	2	29.0
13	Kansas City	33	32	3	9.4%	3	9.4%	1	2	29.3
14	Green Bay	28	28	8	28.6%	16	57.1%	0	2	29.4
15	New England	31	30	3	10.0%	7	23.3%	2	3	29.7
16	Jacksonville	31	31	9	29.0%	13	41.9%	2	2	29.8
17	Detroit	37	35	5	14.3%	13	37.1%	3	4	29.9
18	Minnesota	25	23	4	17.4%	7	30.4%	1	0	30.3
19	Los Angeles Chargers	31	31	4	12.9%	10	32.3%	0	1	30.3
20	Arizona	30	30	3	10.0%	4	13.3%	1	3	30.3
21	New York Jets	29	25	4	16.0%	8	32.0%	0	0	30.4
22	Miami	28	26	3	11.5%	8	30.8%	0	6	30.5
23	Tampa Bay	34	33	1	3.0%	3	9.1%	0	1	30.8
24	Buffalo	34	34	3	8.8%	6	17.6%	0	4	30.8
25	Las Vegas	27	26	4	15.4%	7	26.9%	1	3	30.9
26	Cincinnati	24	22	2	9.1%	6	27.3%	0	1	30.9
27	Tennessee	24	22	6	27.3%	10	45.5%	0	0	31.2
28	Indianapolis	39	39	5	12.8%	7	17.9%	3	2	31.5
29	Baltimore	31	30	2	6.7%	2	6.7%	4	1	32.2
30	New Orleans	28	28	5	17.9%	9	32.1%	2	0	32.8
31	Denver	30	29	4	13.8%	10	34.5%	0	3	32.8
32	San Francisco	32	31	8	25.8%	12	38.7%	0	2	32.9
	<b>TOTALS</b>	<b>1910</b>	<b>1850</b>	<b>290</b>	<b>15.7%</b>	<b>508</b>	<b>27.5%</b>	<b>52</b>	<b>160</b>	<b>29.5</b>

ADJ KO: Adjusted kickoffs are used to compute Avg. Team Drive Start. Adjusted kickoffs do not include inside kicks or kickoffs at the end of a half unless either kickoff is returned for a touchdown. Adjusted kickoffs also do not include non-onside kickoffs that result in the kicking team ultimately retaining possession.

IN20: The number of drives that start inside (not including) the 20-yard line.

# 2025 NATIONAL FOOTBALL LEAGUE

## AFC PLAYER SINGLE-GAME HIGHS

CATEGORY	TOTAL	PLAYER	GAME	DETAILS
Points	20	Jonathan Taylor	IND vs. LV, Oct. 5	3 TD, 1 2pt-conv
Passing Yards	394	Josh Allen	BUF vs. BAL, Sep. 7	33-46, 394 YDS, 2 TD, 0 INT
Longest Pass	80	Aaron Rodgers	PIT vs. MIN, Sep. 28	to DK Metcalf (TD)
Passing Touchdowns	4			4 times in non-overtime games
Rushing Yards	169	Derrick Henry	BAL at BUF, Sep. 7	18-169, 2 TD
Rushing Attempts	25	Jonathan Taylor	IND vs. DEN, Sep. 14	25-165, 0 TD
Longest Rush	71	Travis Etienne	JAX vs. CAR, Sep. 7	
	71	Justice Hill	BAL at KC, Sep. 28	(TD)
Receptions	14	Ja'Marr Chase	CIN vs. JAX, Sep. 14	14-165, 1 TD
Receiving Yards	165	Ja'Marr Chase	CIN vs. JAX, Sep. 14	14-165, 1 TD
Kickoff Return Yards	171	Antonio Gibson	NE at MIA, Sep. 14	6-171, 1 TD
Kickoff Returns	6			6 times in non-overtime games
Longest Kickoff Return	90	Antonio Gibson	NE at MIA, Sep. 14	(TD)
Punt Return Yards	167	Marcus Jones	NE vs. CAR, Sep. 28	3-167, 0 FC, 1 TD
Punt Returns	4			7 times in non-overtime games
Longest Punt Return	87	Marcus Jones	NE vs. CAR, Sep. 28	(TD)
	87	Parker Washington	JAX at SF, Sep. 28	(TD)
Interceptions	2	Devin Lloyd	JAX at SF, Sep. 28	
	2	Jalen Pitre	HOU at BAL, Oct. 5	
Longest Interception Return	99	Devin Lloyd	JAX vs. KC, Oct. 6	(TD)
Sacks	4.0	Tuli Tuipulotu	LAC at NYG, Sep. 28	
Scrimmage Yards	215	Jonathan Taylor	IND vs. DEN, Sep. 14	Rush: 25-165, Rec: 2-50
Longest Punt	73	Bryce Baringer	NE at BUF, Oct. 5	
Punts	8			4 times in non-overtime games
Field Goals Made	5	Spencer Shrader	IND vs. DEN, Sep. 14	5-5, 45 long
	5	Cameron Dicker	LAC at MIA, Oct. 12	5-5, 35 long
Longest Field Goal	60	Chris Boswell	PIT at NYJ, Sep. 7	

# 2025 NATIONAL FOOTBALL LEAGUE

## NFC PLAYER SINGLE-GAME HIGHS

CATEGORY	TOTAL	PLAYER	GAME	DETAILS
Points	18			3 times, 2 in non-overtime games
Passing Yards	450	Russell Wilson	NYG at DAL, Sep. 14 (OT)	30-41, 450 YDS, 3 TD, 1 INT
	379	Baker Mayfield	TB at SEA, Oct. 5	29-33, 379 YDS, 2 TD, 0 INT
Longest Pass	88	Matthew Stafford	LAR vs. IND, Sep. 28	to Tutu Atwell (TD)
Passing Touchdowns	5	Jared Goff	DET vs. CHI, Sep. 14	23-28, 334 YDS, 5 TD, 0 INT
Rushing Yards	206	Rico Dowdle	CAR vs. MIA, Oct. 5	23-206, 1 TD
Rushing Attempts	30	Rico Dowdle	CAR vs. DAL, Oct. 12	30-183, 0 TD
Longest Rush	81	Bijan Robinson	ATL vs. BUF, Oct. 13	(TD)
Receptions	13	Jake Ferguson	DAL at CHI, Sep. 21	13-82, 0 TD
	13	Puka Nacua	LAR vs. IND, Sep. 28	13-170, 1 TD
Receiving Yards	170	Puka Nacua	LAR vs. IND, Sep. 28	13-170, 1 TD
Kickoff Return Yards	199	Luke McCaffrey	WAS at ATL, Sep. 28	6-199, 0 TD
Kickoff Returns	8	Kendre Miller	NO at SEA, Sep. 21	8-182, 0 TD
Longest Kickoff Return	69	Deebo Samuel Sr.	WAS vs. LV, Sep. 21	
Punt Return Yards	127	Jaylin Lane	WAS vs. LV, Sep. 21	5-127, 0 FC, 1 TD
Punt Returns	6	Kameron Johnson	TB vs. PHI, Sep. 28	6-100, 0 FC, 0 TD
Longest Punt Return	95	Tory Horton	SEA vs. NO, Sep. 21	(TD)
Interceptions	2			4 times in non-overtime games
Longest Interception Return	87	Isaiah Rodgers	MIN vs. CIN, Sep. 21	(TD)
Sacks	2.0	Al-Quadin Muhammad	DET at BAL, Sep. 22	
Scrimmage Yards	239	Rico Dowdle	CAR vs. DAL, Oct. 12	Rush: 30-183, Rec: 4-56
Longest Punt	77	Ryan Wright	MIN at CLE, Oct. 5	
Punts	7			5 times in non-overtime games
Field Goals Made	5	John Parker Romo	ATL at MIN, Sep. 14	5-5, 54 long
	5	Chase McLaughlin	TB vs. NYJ, Sep. 21	5-6, 55 long
Longest Field Goal	65	Chase McLaughlin	TB vs. PHI, Sep. 28	

# 2025 NATIONAL FOOTBALL LEAGUE

## NFL PLAYER SINGLE-GAME HIGHS

CATEGORY	TOTAL	PLAYER	GAME	DETAILS
Points	20	Jonathan Taylor	IND vs. LV, Oct. 5	3 TD, 1 2pt-conv
Passing Yards	450	Russell Wilson	NYG at DAL, Sep. 14 (OT)	30-41, 450 YDS, 3 TD, 1 INT
	394	Josh Allen	BUF vs. BAL, Sep. 7	33-46, 394 YDS, 2 TD, 0 INT
Longest Pass	88	Matthew Stafford	LAR vs. IND, Sep. 28	to Tutu Atwell (TD)
Passing Touchdowns	5	Jared Goff	DET vs. CHI, Sep. 14	23-28, 334 YDS, 5 TD, 0 INT
Rushing Yards	206	Rico Dowdle	CAR vs. MIA, Oct. 5	23-206, 1 TD
Rushing Attempts	30	Rico Dowdle	CAR vs. DAL, Oct. 12	30-183, 0 TD
Longest Rush	81	Bijan Robinson	ATL vs. BUF, Oct. 13	(TD)
Receptions	14	Ja'Marr Chase	CIN vs. JAX, Sep. 14	14-165, 1 TD
Receiving Yards	170	Puka Nacua	LAR vs. IND, Sep. 28	13-170, 1 TD
Kickoff Return Yards	199	Luke McCaffrey	WAS at ATL, Sep. 28	6-199, 0 TD
Kickoff Returns	8	Kendre Miller	NO at SEA, Sep. 21	8-182, 0 TD
Longest Kickoff Return	90	Antonio Gibson	NE at MIA, Sep. 14	(TD)
Punt Return Yards	167	Marcus Jones	NE vs. CAR, Sep. 28	3-167, 0 FC, 1 TD
Punt Returns	6	Kameron Johnson	TB vs. PHI, Sep. 28	6-100, 0 FC, 0 TD
Longest Punt Return	95	Tory Horton	SEA vs. NO, Sep. 21	(TD)
Interceptions	2			6 times in non-overtime games
Longest Interception Return	99	Devin Lloyd	JAX vs. KC, Oct. 6	(TD)
Sacks	4.0	Tuli Tuipulotu	LAC at NYG, Sep. 28	
Scrimmage Yards	239	Rico Dowdle	CAR vs. DAL, Oct. 12	Rush: 30-183, Rec: 4-56
Longest Punt	77	Ryan Wright	MIN at CLE, Oct. 5	
Punts	8			4 times in non-overtime games
Field Goals Made	5			4 times in non-overtime games
Longest Field Goal	65	Chase McLaughlin	TB vs. PHI, Sep. 28	

# 2025 NATIONAL FOOTBALL LEAGUE

---

## 300-YARD PASSING GAMES

YARDS	PLAYER	GAME	DETAILS
450	Russell Wilson	NYG at DAL, Sep. 14 (OT)	30-41, 3 TD, 1 INT
394	Josh Allen	BUF vs. BAL, Sep. 7	33-46, 2 TD, 0 INT
389	Matthew Stafford	LAR vs. SF, Oct. 2 (OT)	30-47, 3 TD, 0 INT
379	Baker Mayfield	TB at SEA, Oct. 5	29-33, 2 TD, 0 INT
375	Matthew Stafford	LAR vs. IND, Sep. 28	29-41, 3 TD, 0 INT
362	Geno Smith	LV at NE, Sep. 7	24-34, 1 TD, 1 INT
361	Dak Prescott	DAL vs. NYG, Sep. 14 (OT)	38-52, 2 TD, 1 INT
350	Carson Wentz	MIN at PIT, Sep. 28	30-46, 2 TD, 2 INT
347	Mac Jones	SF at TB, Oct. 12	27-39, 0 TD, 2 INT
342	Mac Jones	SF at LAR, Oct. 2 (OT)	33-49, 2 TD, 0 INT
341	Sam Darnold	SEA vs. TB, Oct. 5	28-34, 4 TD, 1 INT
337	Jordan Love	GB at DAL, Sep. 28 (OT)	31-43, 3 TD, 0 INT
334	Jared Goff	DET vs. CHI, Sep. 14	23-28, 5 TD, 0 INT
328	Bryce Young	CAR at ARI, Sep. 14	35-55, 3 TD, 1 INT
326	Bo Nix	DEN vs. CIN, Sep. 29	29-42, 2 TD, 1 INT
320	Jacoby Brissett	ARI at IND, Oct. 12	27-44, 2 TD, 1 INT
319	Dak Prescott	DAL vs. GB, Sep. 28 (OT)	31-40, 3 TD, 0 INT
318	Justin Herbert	LAC vs. KC, Sep. 5	25-34, 3 TD, 0 INT
318	Patrick Mahomes	KC at JAX, Oct. 6	29-41, 1 TD, 1 INT
316	Daniel Jones	IND vs. DEN, Sep. 14	23-34, 1 TD, 0 INT
315	Tua Tagovailoa	MIA vs. NE, Sep. 14	26-32, 2 TD, 1 INT
313	Michael Penix Jr.	ATL vs. WAS, Sep. 28	20-26, 2 TD, 1 INT
309	Brock Purdy	SF vs. JAX, Sep. 28	22-38, 2 TD, 2 INT
300	Justin Herbert	LAC vs. DEN, Sep. 21	28-47, 1 TD, 1 INT

# 2025 NATIONAL FOOTBALL LEAGUE

## 100-YARD RECEIVING GAMES

YARDS	PLAYER	GAME	DETAILS
170	Puka Nacua	LAR vs. IND, Sep. 28	13 REC, 1 TD
168	George Pickens	DAL at CAR, Oct. 12	9 REC, 1 TD
167	Malik Nabers	NYG at DAL, Sep. 14 (OT)	9 REC, 2 TD
165	Ja'Marr Chase	CIN vs. JAX, Sep. 14	14 REC, 1 TD
163	Emeka Egbuka	TB at SEA, Oct. 5	7 REC, 1 TD
162	Jaxon Smith-Njigba	SEA at JAX, Oct. 12	8 REC, 1 TD
158	Drake London	ATL vs. BUF, Oct. 13	10 REC, 1 TD
146	Stefon Diggs	NE at BUF, Oct. 5	10 REC, 0 TD
145	Tre Tucker	LV at WAS, Sep. 21	8 REC, 3 TD
143	Zay Flowers	BAL at BUF, Sep. 7	7 REC, 1 TD
142	Wan'Dale Robinson	NYG at DAL, Sep. 14 (OT)	8 REC, 1 TD
142	Kendrick Bourne	SF at LAR, Oct. 2 (OT)	10 REC, 0 TD
142	Kendrick Bourne	SF at TB, Oct. 12	5 REC, 0 TD
134	George Pickens	DAL vs. GB, Sep. 28 (OT)	8 REC, 2 TD
132	Jaxon Smith-Njigba	SEA vs. TB, Oct. 5	8 REC, 1 TD
131	Calvin Ridley	TEN at ARI, Oct. 5	5 REC, 0 TD
130	Puka Nacua	LAR vs. HOU, Sep. 7	10 REC, 0 TD
128	Rome Odunze	CHI at DET, Sep. 14	7 REC, 2 TD
126	Justin Jefferson	MIN at PIT, Sep. 28	10 REC, 0 TD
126	DK Metcalf	PIT vs. MIN, Sep. 28	5 REC, 1 TD
124	Jaxon Smith-Njigba	SEA vs. SF, Sep. 7	9 REC, 0 TD
124	Tucker Kraft	GB vs. WAS, Sep. 11	6 REC, 1 TD
123	Justin Jefferson	MIN at CLE, Oct. 5	7 REC, 0 TD
118	Courtland Sutton	DEN at LAC, Sep. 21	6 REC, 1 TD
117	Ricky Pearsall	SF vs. ARI, Sep. 21	8 REC, 0 TD
115	Amon-Ra St. Brown	DET vs. CHI, Sep. 14	9 REC, 3 TD
114	Jordan Addison	MIN at PIT, Sep. 28	4 REC, 0 TD
114	Ryan Flournoy	DAL at NYJ, Oct. 5	6 REC, 0 TD
114	Rashid Shaheed	NO vs. NYG, Oct. 5	4 REC, 1 TD
114	DeVonta Smith	PHI vs. DEN, Oct. 5	8 REC, 0 TD
112	Keon Coleman	BUF vs. BAL, Sep. 7	8 REC, 1 TD
112	CeeDee Lamb	DAL vs. NYG, Sep. 14 (OT)	9 REC, 0 TD
112	Puka Nacua	LAR at PHI, Sep. 21	11 REC, 0 TD
110	CeeDee Lamb	DAL at PHI, Sep. 4	7 REC, 0 TD
110	Drake London	ATL vs. WAS, Sep. 28	8 REC, 1 TD
110	Ja'Marr Chase	CIN vs. DET, Oct. 5	6 REC, 2 TD
110	Jaylen Waddle	MIA at CAR, Oct. 5	6 REC, 1 TD
110	Dallas Goedert	PHI at NYG, Oct. 9	9 REC, 1 TD
109	Tyreek Hill	MIA vs. NE, Sep. 14	6 REC, 0 TD
109	A.J. Brown	PHI vs. LAR, Sep. 21	6 REC, 1 TD
108	Ricky Pearsall	SF at SEA, Sep. 7	4 REC, 0 TD

# 2025 NATIONAL FOOTBALL LEAGUE

---

## 100-YARD RECEIVING GAMES

YARDS	PLAYER	GAME	DETAILS
108	Jameson Williams	DET vs. CHI, Sep. 14	2 REC, 1 TD
108	Dalton Kincaid	BUF vs. NE, Oct. 5	6 REC, 0 TD
106	Davante Adams	LAR at TEN, Sep. 14	6 REC, 1 TD
106	Bijan Robinson	ATL vs. WAS, Sep. 28	4 REC, 0 TD
104	Nico Collins	HOU at JAX, Sep. 21	8 REC, 1 TD
103	Kayshon Boutte	NE vs. LV, Sep. 7	6 REC, 0 TD
103	Brock Bowers	LV at NE, Sep. 7	5 REC, 0 TD
103	Jaxon Smith-Njigba	SEA at PIT, Sep. 14	8 REC, 0 TD
102	Bucky Irving	TB vs. PHI, Sep. 28	5 REC, 1 TD
101	Luther Burden III	CHI vs. DAL, Sep. 21	3 REC, 1 TD
101	Stefon Diggs	NE vs. CAR, Sep. 28	6 REC, 0 TD
101	Emeka Egbuka	TB vs. PHI, Sep. 28	4 REC, 1 TD
100	Bijan Robinson	ATL vs. TB, Sep. 7	6 REC, 1 TD
100	Tetairoa McMillan	CAR at ARI, Sep. 14	6 REC, 0 TD
100	Amon-Ra St. Brown	DET at CIN, Oct. 5	8 REC, 0 TD
100	Ladd McConkey	LAC at MIA, Oct. 12	7 REC, 1 TD

# 2025 NATIONAL FOOTBALL LEAGUE

---

## 100-YARD RUSHING GAMES

YARDS	PLAYER	GAME	DETAILS
206	Rico Dowdle	CAR vs. MIA, Oct. 5	23 ATT, 1 TD
183	Rico Dowdle	CAR vs. DAL, Oct. 12	30 ATT, 0 TD
170	Bijan Robinson	ATL vs. BUF, Oct. 13	19 ATT, 1 TD
169	Derrick Henry	BAL at BUF, Sep. 7	18 ATT, 2 TD
165	Jonathan Taylor	IND vs. DEN, Sep. 14	25 ATT, 0 TD
151	David Montgomery	DET at BAL, Sep. 22	12 ATT, 2 TD
143	Travis Etienne	JAX vs. CAR, Sep. 7	16 ATT, 0 TD
143	Bijan Robinson	ATL at MIN, Sep. 14	22 ATT, 0 TD
138	Ashton Jeanty	LV vs. CHI, Sep. 28	21 ATT, 1 TD
135	Javonte Williams	DAL at NYJ, Oct. 5	16 ATT, 1 TD
132	James Cook	BUF at NYJ, Sep. 14	21 ATT, 2 TD
128	Omarion Hampton	LAC at NYG, Sep. 28	12 ATT, 1 TD
128	De'Von Achane	MIA vs. LAC, Oct. 12	16 ATT, 2 TD
124	Travis Etienne	JAX at SF, Sep. 28	19 ATT, 1 TD
124	Kimani Vidal	LAC at MIA, Oct. 12	18 ATT, 0 TD
123	Jonathan Taylor	IND vs. ARI, Oct. 12	21 ATT, 1 TD
122	Derrick Henry	BAL vs. LAR, Oct. 12	24 ATT, 0 TD
117	James Cook	BUF vs. NO, Sep. 28	22 ATT, 1 TD
116	Jordan Mason	MIN vs. CIN, Sep. 21	16 ATT, 2 TD
113	Breece Hall	NYJ vs. DAL, Oct. 5	14 ATT, 0 TD
111	Jacory Croskey-Merritt	WAS at LAC, Oct. 5	14 ATT, 2 TD
110	Quinshon Judkins	CLE vs. MIN, Oct. 5	23 ATT, 0 TD
108	James Cook	BUF vs. MIA, Sep. 18	19 ATT, 1 TD
108	D'Andre Swift	CHI at WAS, Oct. 13	14 ATT, 0 TD
107	Breece Hall	NYJ vs. PIT, Sep. 7	19 ATT, 0 TD
105	Kenneth Walker III	SEA at PIT, Sep. 14	13 ATT, 1 TD
102	Jonathan Taylor	IND at TEN, Sep. 21	17 ATT, 3 TD
101	J.K. Dobbins	DEN vs. CIN, Sep. 29	16 ATT, 0 TD

# 2025 NATIONAL FOOTBALL LEAGUE

## AFC LEADING PASSERS

RANK	PLAYER	TEAM	ATT	COMP	COMP%	YDS	YPA	TD	TD%	LONG	INT	INT%	RATING
1	Maye	NE	179	131	73.2%	1522	8.50	10	5.6%	55	2	1.1%	112.5
2	Rodgers	PIT	138	95	68.8%	1021	7.40	10	7.2%	80t	3	2.2%	105.4
3	D. Jones	IND	180	129	71.7%	1502	8.34	8	4.4%	75	3	1.7%	104.4
4	Allen	BUF	178	122	68.5%	1397	7.85	11	6.2%	51	4	2.2%	103.1
5	Stroud	HOU	144	102	70.8%	1076	7.47	8	5.6%	50t	3	2.1%	102.1
6	Mahomes	KC	213	138	64.8%	1514	7.11	11	5.2%	49t	2	0.9%	99.0
7	Herbert	LAC	216	146	67.6%	1493	6.91	10	4.6%	60t	4	1.9%	94.9
8	Fields	NYJ	123	80	65.0%	799	6.50	4	3.3%	33t	0	0.0%	94.2
9	Tagovailoa	MIA	182	127	69.8%	1213	6.66	11	6.0%	47	7	3.8%	92.1
10	Nix	DEN	206	133	64.6%	1277	6.20	9	4.4%	52t	4	1.9%	88.2
11	Lawrence	JAX	211	129	61.1%	1324	6.27	8	3.8%	46	5	2.4%	81.9
12	G. Smith	LV	186	123	66.1%	1350	7.26	7	3.8%	61t	10	5.4%	77.6
13	Browning	CIN	124	80	64.5%	757	6.10	6	4.8%	64t	8	6.5%	70.5
14	*C. Ward	TEN	202	111	55.0%	1101	5.45	3	1.5%	47	4	2.0%	67.3
15	Flacco	CLE-CIN	205	122	59.5%	1034	5.04	4	2.0%	35	6	2.9%	67.0

# 2025 NATIONAL FOOTBALL LEAGUE

---

## AFC LEADING PASSERS, RANKS

PLAYER	TEAM	ATT	COMP	COMP%	YDS	YPA	TD	TD%	INT	INT%	RATING
Maye	NE	10	4	1	1	1	4t	4	2t	3	1
Rodgers	PIT	13	13	5	13	5	4t	1	4t	9	2
D. Jones	IND	9	5t	2	3	2	9t	9	4t	4	3
Allen	BUF	11	9t	6	5	3	1t	2	7t	10	4
Stroud	HOU	12	12	3	11	4	9t	5	4t	8	5
Mahomes	KC	2	2	10	2	7	1t	6	2t	2	6
Herbert	LAC	1	1	7	4	8	4t	8	7t	5	7
Fields	NYJ	15	14t	9	15	10	14t	13	1	1	8
Tagovailoa	MIA	8	7	4	9	9	1t	3	13	13	9
Nix	DEN	4	3	11	8	12	8	10	7t	6	10
Lawrence	JAX	3	5t	13	7	11	9t	11	11	11	11
G. Smith	LV	7	8	8	6	6	12	12	15	14	12
Browning	CIN	14	14t	12	16	13	13	7	14	15	13
*C. Ward	TEN	6	11	15	10	14	16t	15	7t	7	14
Flacco	CLE-CIN	5	9t	14	12	15	14t	14	12	12	15

# 2025 NATIONAL FOOTBALL LEAGUE

## AFC FOURTH-QUARTER PASSING LEADERS

RANK	PLAYER	TEAM	ATT	COMP	COMP%	YDS	YPA	TD	TD%	INT	INT%	RATING
1	L. Jackson	BAL	16	11	68.8%	192	12.00	3	18.8%	0	0.0%	149.0
2	T. Taylor	NYJ	26	19	73.1%	173	6.65	3	11.5%	0	0.0%	129.2
3	Browning	CIN	37	26	70.3%	274	7.41	4	10.8%	1	2.7%	116.3
4	Allen	BUF	52	36	69.2%	457	8.79	4	7.7%	1	1.9%	114.0
5	Rodgers	PIT	38	28	73.7%	234	6.16	4	10.5%	1	2.6%	113.3
6	Maye	NE	45	32	71.1%	345	7.67	2	4.4%	0	0.0%	108.1
7	D. Jones	IND	27	20	74.1%	200	7.41	2	7.4%	1	3.7%	103.9
8	Fields	NYJ	47	30	63.8%	305	6.49	3	6.4%	0	0.0%	103.6
9	Stroud	HOU	42	27	64.3%	340	8.10	4	9.5%	2	4.8%	101.3
10	Mahomes	KC	49	27	55.1%	394	8.04	4	8.2%	1	2.0%	100.2
11	Nix	DEN	41	29	70.7%	320	7.80	2	4.9%	1	2.4%	99.6
12	Tagovailoa	MIA	56	39	69.6%	398	7.11	4	7.1%	3	5.4%	91.2
13	G. Smith	LV	57	39	68.4%	467	8.19	2	3.5%	2	3.5%	90.3
14	Herbert	LAC	53	34	64.2%	368	6.94	2	3.8%	1	1.9%	89.2
15	Huntley	BAL	15	10	66.7%	68	4.53	0	0.0%	0	0.0%	76.5
16	*C. Ward	TEN	80	48	60.0%	463	5.79	2	2.5%	2	2.5%	74.1
17	*Gabriel	CLE	37	18	48.6%	172	4.65	1	2.7%	0	0.0%	71.0
18	Flacco	CLE-CIN	74	45	60.8%	340	4.59	1	1.4%	1	1.4%	70.8
19	Lawrence	JAX	58	30	51.7%	292	5.03	1	1.7%	2	3.4%	57.5
20	Rush	BAL	15	8	53.3%	57	3.80	0	0.0%	2	13.3%	22.8

# 2025 NATIONAL FOOTBALL LEAGUE

## AFC THIRD-DOWN PASSING LEADERS

RANK	PLAYER	TEAM	ATT	COMP	COMP%	YDS	YPA	TD	TD%	INT	INT%	RATING
1	Maye	NE	46	33	71.7%	390	8.48	3	6.5%	1	2.2%	109.9
2	D. Jones	IND	41	31	75.6%	392	9.56	0	0.0%	0	0.0%	104.9
3	Mahomes	KC	46	28	60.9%	289	6.28	3	6.5%	0	0.0%	100.7
4	Stroud	HOU	36	23	63.9%	244	6.78	2	5.6%	1	2.8%	90.5
5	Nix	DEN	63	40	63.5%	431	6.84	2	3.2%	1	1.6%	87.5
6	Fields	NYJ	32	20	62.5%	157	4.91	1	3.1%	0	0.0%	85.0
7	Allen	BUF	40	24	60.0%	305	7.63	1	2.5%	1	2.5%	81.8
8	Herbert	LAC	52	32	61.5%	317	6.10	4	7.7%	3	5.8%	80.4
9	Tagovailoa	MIA	46	29	63.0%	405	8.80	2	4.3%	3	6.5%	78.6
10	Rodgers	PIT	40	26	65.0%	243	6.08	2	5.0%	2	5.0%	77.4
11	G. Smith	LV	51	34	66.7%	417	8.18	2	3.9%	4	7.8%	72.1
12	Lawrence	JAX	54	34	63.0%	412	7.63	0	0.0%	3	5.6%	63.2
13	Browning	CIN	30	14	46.7%	243	8.10	2	6.7%	3	10.0%	57.4
14	Flacco	CLE-CIN	56	30	53.6%	309	5.52	0	0.0%	2	3.6%	54.8
15	*C. Ward	TEN	50	22	44.0%	280	5.60	1	2.0%	2	4.0%	52.1

# 2025 NATIONAL FOOTBALL LEAGUE

## AFC LEADING RUSHERS

RANK	PLAYER	TEAM	ATT	YDS	AVG	LONG	TD
1	Taylor	IND	115	603	5.2	68	7
2	Cook	BUF	107	537	5.0	44t	5
3	Etienne	JAX	89	470	5.3	71	2
4	Dobbins	DEN	91	442	4.9	41	4
5	Henry	BAL	88	439	5.0	49	4
6	*Jeanty	LV	105	424	4.0	64t	3
7	Hall	NYJ	88	410	4.7	23	0
8	Achane	MIA	76	390	5.1	49t	3
9	*Judkins	CLE	84	383	4.6	38	2
10	Pollard	TEN	92	362	3.9	21	2
11	*Hampton	LAC	66	314	4.8	54t	2
12	Allen (QB)	BUF	46	254	5.5	40	3
13	Chubb	HOU	58	249	4.3	27t	2
14	Fields (QB)	NYJ	38	235	6.2	43t	3
15	Mahomes (QB)	KC	38	222	5.8	22	4
16	Pacheco	KC	51	214	4.2	16	0
17	C. Brown	CIN	74	202	2.7	13	1
18	Hunt	KC	49	187	3.8	33	3
19	J. Warren	PIT	54	184	3.4	11	0
20	Gainwell	PIT	41	176	4.3	15	3
21	L. Jackson (QB)	BAL	21	166	7.9	19	1
22	Stevenson	NE	51	157	3.1	22	2
23	Herbert (QB)	LAC	24	155	6.5	41	0
24	*Harvey	DEN	33	154	4.7	50	0
25	*Henderson	NE	41	148	3.6	14	1
26	Vidal	LAC	22	142	6.5	38	0
27	Maye (QB)	NE	36	138	3.8	20	2
28	*Marks	HOU	36	137	3.8	18t	1
29	Nix (QB)	DEN	33	124	3.8	18	1
30	Stroud (QB)	HOU	18	122	6.8	30	0
31	*Tuten	JAX	27	108	4.0	9	1
32	Gibson	NE	25	106	4.2	21	1
33	Lawrence (QB)	JAX	28	95	3.4	16	2
34	Hill	BAL	15	88	5.9	71t	1
35	Mostert	LV	16	80	5.0	37	0
36t	Allen	NYJ	18	76	4.2	15	1
36t	D. Jones (QB)	IND	24	76	3.2	17	4
38	Ford	CLE	20	73	3.7	12	0
39	G. Smith (QB)	LV	20	71	3.6	20	0
40	T. Taylor (QB)	NYJ	11	69	6.3	15	0
41	Perine	CIN	15	68	4.5	12	0
42	*Giddens	IND	18	66	3.7	12	0
43t	N. Harris	LAC	15	61	4.1	7	0
43t	M. Washington (WR)	MIA	9	61	6.8	18	0
45	*Gordon	MIA	23	59	2.6	16	1
46	Ty Johnson	BUF	11	58	5.3	17	0
47	Worthy (WR)	KC	5	53	10.6	35	0
48	Spears	TEN	9	45	5.0	12	0
49	*Sampson	CLE	22	43	2.0	7	0
50t	Browning (QB)	CIN	9	39	4.3	13	1
50t	Huntley (QB)	BAL	3	39	13.0	19	0

# 2025 NATIONAL FOOTBALL LEAGUE

---

## AFC THIRD-AND-ONE RUSHING LEADERS

RANK	PLAYER	TEAM	ATT	FD	PCT
1t	D. Jones (QB)	IND	5	5	100.0%
1t	Hunt	KC	4	4	100.0%
1t	J. Warren	PIT	4	4	100.0%
1t	*Gordon	MIA	3	3	100.0%
1t	Maye (QB)	NE	3	3	100.0%
1t	Nix (QB)	DEN	3	3	100.0%
1t	Browning (QB)	CIN	2	2	100.0%
1t	Hall	NYJ	2	2	100.0%
1t	Herbert (QB)	LAC	2	2	100.0%
1t	Perine	CIN	2	2	100.0%
1t	Spears	TEN	2	2	100.0%
12	Fields (QB)	NYJ	6	5	83.3%
13t	Allen (QB)	BUF	4	3	75.0%
13t	*Hampton	LAC	4	3	75.0%
15t	Andrews (TE)	BAL	3	2	66.7%
15t	C. Brown	CIN	3	2	66.7%
15t	Chubb	HOU	3	2	66.7%
15t	Pollard	TEN	3	2	66.7%
19	*Jeanty	LV	5	3	60.0%
20t	*Judkins	CLE	6	3	50.0%
20t	G. Smith (QB)	LV	6	3	50.0%
20t	Henry	BAL	4	2	50.0%

# 2025 NATIONAL FOOTBALL LEAGUE

## AFC LEADERS IN RECEPTIONS

RANK	PLAYER	TEAM	REC	YDS	AVG	LONG	TD
1	Chase	CIN	42	468	11.1	64t	4
2	Wilson	NYJ	36	395	11.0	33t	4
3	Flowers	BAL	34	423	12.4	56	1
4	Allen	LAC	33	316	9.6	29	3
5	Diggs	NE	32	387	12.1	33	0
6	Brown	KC	30	302	10.1	49	3
7t	Waddle	MIA	29	390	13.4	46t	3
7t	*Warren (TE)	IND	29	370	12.8	41	2
7t	Meyers	LV	29	329	11.3	45	0
7t	Achane (RB)	MIA	29	195	6.7	29t	3
11t	Kelce (TE)	KC	28	321	11.5	37t	2
11t	McConkey	LAC	28	313	11.2	42	2
11t	Pittman	IND	28	293	10.5	27t	4
11t	*Fannin (TE)	CLE	28	254	9.1	24	1
15	Sutton	DEN	27	382	14.1	52t	3
16t	Johnston	LAC	26	377	14.5	60t	4
16t	Downs	IND	26	217	8.3	29	1
18	Shakir	BUF	25	268	10.7	43t	2
19t	Tucker	LV	24	356	14.8	61t	4
19t	Thomas	JAX	24	334	13.9	46	1
19t	Franklin	DEN	24	250	10.4	42	1
19t	Coleman	BUF	24	237	9.9	25	2
23t	Njoku (TE)	CLE	23	223	9.7	23	1
23t	Okonkwo (TE)	TEN	23	218	9.5	22	0
25	Collins	HOU	22	312	14.2	50t	3
26t	T. Hill	MIA	21	265	12.6	47	1
26t	Schultz (TE)	HOU	21	186	8.9	21	0
26t	*M. Taylor (TE)	NYJ	21	177	8.4	27	0
26t	Andrews (TE)	BAL	21	174	8.3	27t	2
30t	Kincaid (TE)	BUF	20	287	14.3	28t	3
30t	Henry (TE)	NE	20	277	13.8	31t	3
30t	Jeudy	CLE	20	240	12.0	33	0
30t	Strange (TE)	JAX	20	204	10.2	24	0
30t	*Hunter	JAX	20	197	9.8	44	0
30t	Taylor (RB)	IND	20	147	7.3	43	1
30t	*Hampton (RB)	LAC	20	136	6.8	22	0
30t	C. Brown (RB)	CIN	20	102	5.1	13	0
38t	Metcalfe	PIT	19	356	18.7	80t	4
38t	Bowers (TE)	LV	19	225	11.8	38	0
38t	Smith-Schuster	KC	19	225	11.8	30	1
38t	Gainwell (RB)	PIT	19	79	4.2	10	0
42t	Boutte	NE	18	301	16.7	29t	3
42t	Higgins	CIN	18	220	12.2	42t	2
42t	Hill (RB)	BAL	18	144	8.0	37	1
42t	Ford (RB)	CLE	18	67	3.7	17	0
46t	*Ayomanor	TEN	17	196	11.5	33	2
46t	Hall (RB)	NYJ	17	150	8.8	33	0
46t	Engram (TE)	DEN	17	137	8.1	18	1
46t	Smith (TE)	PIT	17	89	5.2	21	1
50t	Ridley	TEN	16	290	18.1	47	0
50t	Mims	DEN	16	149	9.3	28	1
50t	*Harvey (RB)	DEN	16	108	6.8	16	1
50t	Fant (TE)	CIN	16	107	6.7	25	1
50t	*Henderson (RB)	NE	16	99	6.2	15	0
50t	M. Washington	MIA	16	69	4.3	11	0

# 2025 NATIONAL FOOTBALL LEAGUE

## AFC RECEIVING YARDAGE LEADERS

RANK	PLAYER	TEAM	YDS	REC	AVG	LONG	TD
1	Chase	CIN	468	42	11.1	64t	4
2	Flowers	BAL	423	34	12.4	56	1
3	Wilson	NYJ	395	36	11.0	33t	4
4	Waddle	MIA	390	29	13.4	46t	3
5	Diggs	NE	387	32	12.1	33	0
6	Sutton	DEN	382	27	14.1	52t	3
7	Johnston	LAC	377	26	14.5	60t	4
8	*Warren (TE)	IND	370	29	12.8	41	2
9t	Metcalfe	PIT	356	19	18.7	80t	4
9t	Tucker	LV	356	24	14.8	61t	4
11	Thomas	JAX	334	24	13.9	46	1
12	Meyers	LV	329	29	11.3	45	0
13	Kelce (TE)	KC	321	28	11.5	37t	2
14	Allen	LAC	316	33	9.6	29	3
15	McConkey	LAC	313	28	11.2	42	2
16	Collins	HOU	312	22	14.2	50t	3
17	Brown	KC	302	30	10.1	49	3
18	Boutte	NE	301	18	16.7	29t	3
19	Pittman	IND	293	28	10.5	27t	4
20	Ridley	TEN	290	16	18.1	47	0
21	Kincaid (TE)	BUF	287	20	14.3	28t	3
22	Henry (TE)	NE	277	20	13.8	31t	3
23	Thornton	KC	272	13	20.9	49t	3
24	Shakir	BUF	268	25	10.7	43t	2
25	T. Hill	MIA	265	21	12.6	47	1
26	*Fannin (TE)	CLE	254	28	9.1	24	1
27	Franklin	DEN	250	24	10.4	42	1
28	Jeudy	CLE	240	20	12.0	33	0
29	Coleman	BUF	237	24	9.9	25	2
30	Palmer	BUF	234	14	16.7	45	0
31t	Bowers (TE)	LV	225	19	11.8	38	0
31t	Smith-Schuster	KC	225	19	11.8	30	1
33	Njoku (TE)	CLE	223	23	9.7	23	1
34	Higgins	CIN	220	18	12.2	42t	2
35	Pierce	IND	219	11	19.9	44	0
36	Okonkwo (TE)	TEN	218	23	9.5	22	0
37	Downs	IND	217	26	8.3	29	1
38	Strange (TE)	JAX	204	20	10.2	24	0
39	*Hunter	JAX	197	20	9.8	44	0
40	*Ayomanor	TEN	196	17	11.5	33	2
41	Achane (RB)	MIA	195	29	6.7	29t	3
42	Schultz (TE)	HOU	186	21	8.9	21	0
43	Hopkins	BAL	178	9	19.8	41	2
44	*M. Taylor (TE)	NYJ	177	21	8.4	27	0
45	Andrews (TE)	BAL	174	21	8.3	27t	2
46	Washington	JAX	155	13	11.9	40	1
47	Stevenson (RB)	NE	154	13	11.8	55	0
48	J. Warren (RB)	PIT	153	13	11.8	65	1
49	Hall (RB)	NYJ	150	17	8.8	33	0
50	Mims	DEN	149	16	9.3	28	1

# 2025 NATIONAL FOOTBALL LEAGUE

## AFC THIRD-DOWN RECEIVING LEADERS

RANK	PLAYER	TEAM	REC	YDS	AVG	LONG	TD
1t	Sutton	DEN	13	179	13.8	34	1
1t	Allen	LAC	13	131	10.1	29	1
3	Meyers	LV	11	106	9.6	25	0
4	Flowers	BAL	10	117	11.7	39	0
5t	Higgins	CIN	9	130	14.4	42t	1
5t	Jeudy	CLE	9	118	13.1	26	0
5t	Mims	DEN	9	93	10.3	28	0
5t	Downs	IND	9	87	9.7	29	0
5t	Diggs	NE	9	80	8.9	22	0
5t	Wilson	NYJ	9	75	8.3	16	1
11t	Chase	CIN	8	119	14.9	64t	2
11t	T. Hill	MIA	8	118	14.8	47	0
11t	Strange (TE)	JAX	8	91	11.4	24	0
11t	Hill (RB)	BAL	8	83	10.4	37	0
15t	Waddle	MIA	7	131	18.7	45	0
15t	Njoku (TE)	CLE	7	77	11.0	23	1
15t	Schultz (TE)	HOU	7	73	10.4	16	0
15t	Smith (TE)	PIT	7	53	7.6	21	0
15t	Gainwell (RB)	PIT	7	34	4.9	8	0
20t	Tucker	LV	6	133	22.2	37	1
20t	Stevenson (RB)	NE	6	116	19.3	55	0
20t	Ridley	TEN	6	113	18.8	47	0
20t	Boutte	NE	6	100	16.7	24	1
20t	Johnston	LAC	6	82	13.7	37	1
20t	Kincaid (TE)	BUF	6	73	12.2	20	0
20t	Collins	HOU	6	72	12.0	18	1
20t	*Warren (TE)	IND	6	66	11.0	19	0
20t	Pittman	IND	6	58	9.7	14	0
20t	McConkey	LAC	6	47	7.8	12	1
20t	Andrews (TE)	BAL	6	46	7.7	14t	1
20t	*Harvey (RB)	DEN	6	41	6.8	12t	1
32t	Thornton	KC	5	94	18.8	33	1
32t	Washington	JAX	5	91	18.2	40	0
32t	Thomas	JAX	5	73	14.6	33	0
32t	*Fannin (TE)	CLE	5	61	12.2	24	0
32t	Kelce (TE)	KC	5	51	10.2	17	1
32t	*Hunter	JAX	5	43	8.6	28	0
32t	Shakir	BUF	5	38	7.6	17	0
32t	M. Washington	MIA	5	38	7.6	11	0
32t	*M. Taylor (TE)	NYJ	5	33	6.6	9	0
32t	Brown	KC	5	21	4.2	13	1
42t	Metcalf	PIT	4	67	16.8	25	1
42t	D. Brown	JAX	4	56	14.0	18	0
42t	Taylor (RB)	IND	4	56	14.0	43	0
42t	Tillman	CLE	4	53	13.3	25	0
42t	*Ayomanor	TEN	4	51	12.8	23	1
42t	Achane (RB)	MIA	4	44	11.0	12	1
42t	Smith-Schuster	KC	4	44	11.0	17	0
42t	Coleman	BUF	4	41	10.3	17	0
42t	Engram (TE)	DEN	4	41	10.3	16	0
42t	Henry (TE)	NE	4	41	10.3	12	0
42t	Okonkwo (TE)	TEN	4	35	8.8	14	0
42t	Bowers (TE)	LV	4	29	7.3	9	0

# 2025 NATIONAL FOOTBALL LEAGUE

## AFC LEADING SCORERS (NON-KICKING)

RANK	PLAYER	TEAM	POS	TOUCHDOWNS					X2	PTS
				TOTAL	RUSH	REC	RET	KOREC		
1	Taylor	IND	RB	8	7	1	0	0	1	50
2	Achane	MIA	RB	6	3	3	0	0	0	36
3t	Cook	BUF	RB	5	5	0	0	0	0	30
3t	*Jeanty	LV	RB	5	3	2	0	0	0	30
5t	Chase	CIN	WR	4	0	4	0	0	0	24
5t	Dobbins	DEN	RB	4	4	0	0	0	0	24
5t	Henry	BAL	RB	4	4	0	0	0	0	24
5t	Johnston	LAC	WR	4	0	4	0	0	0	24
5t	D. Jones	IND	QB	4	4	0	0	0	0	24
5t	Mahomes	KC	QB	4	4	0	0	0	0	24
5t	Metcalf	PIT	WR	4	0	4	0	0	0	24
5t	Pittman	IND	WR	4	0	4	0	0	0	24
5t	Tucker	LV	WR	4	0	4	0	0	0	24
5t	Waller	MIA	TE	4	0	4	0	0	0	24
5t	Wilson	NYJ	WR	4	0	4	0	0	0	24
16	Fields	NYJ	QB	3	3	0	0	0	1	20
17t	Allen	BUF	QB	3	3	0	0	0	0	18
17t	Allen	LAC	WR	3	0	3	0	0	0	18
17t	Boutte	NE	WR	3	0	3	0	0	0	18
17t	Brown	KC	WR	3	0	3	0	0	0	18
17t	Collins	HOU	WR	3	0	3	0	0	0	18
17t	Etienne	JAX	RB	3	2	1	0	0	0	18
17t	Gainwell	PIT	RB	3	3	0	0	0	0	18
17t	Henry	NE	TE	3	0	3	0	0	0	18
17t	Hunt	KC	RB	3	3	0	0	0	0	18
17t	Kincaid	BUF	TE	3	0	3	0	0	0	18
17t	Sutton	DEN	WR	3	0	3	0	0	0	18
17t	Thornton	KC	WR	3	0	3	0	0	0	18
17t	Waddle	MIA	WR	3	0	3	0	0	0	18
17t	*Warren	IND	TE	3	1	2	0	0	0	18
31t	Maye	NE	QB	2	2	0	0	0	1	14
31t	Stevenson	NE	RB	2	2	0	0	0	1	14
33t	Andrews	BAL	TE	2	0	2	0	0	0	12
33t	Austin	PIT	WR	2	0	2	0	0	0	12
33t	*Ayomanor	TEN	WR	2	0	2	0	0	0	12
33t	Chubb	HOU	RB	2	2	0	0	0	0	12
33t	Coleman	BUF	WR	2	0	2	0	0	0	12
33t	Douglas	NE	WR	2	0	2	0	0	0	12
33t	Gibson	NE	RB	2	1	0	1	0	0	12
33t	*Hampton	LAC	RB	2	2	0	0	0	0	12
33t	Higgins	CIN	WR	2	0	2	0	0	0	12
33t	Hill	BAL	RB	2	1	1	0	0	0	12
33t	Hollins	NE	WR	2	0	2	0	0	0	12
33t	Hopkins	BAL	WR	2	0	2	0	0	0	12
33t	Hutchinson	HOU	WR	2	0	2	0	0	0	12
33t	*Judkins	CLE	RB	2	2	0	0	0	0	12

# 2025 NATIONAL FOOTBALL LEAGUE

## AFC LEADING SCORERS (NON-KICKING)

RANK	PLAYER	TEAM	POS	TOUCHDOWNS					X2	PTS
				TOTAL	RUSH	REC	RET	KOREC		
33t	Kelce	KC	TE	2	0	2	0	0	0	12
33t	Lawrence	JAX	QB	2	2	0	0	0	0	12
33t	Long	JAX	TE	2	0	2	0	0	0	12
33t	*Marks	HOU	RB	2	1	1	0	0	0	12
33t	McConkey	LAC	WR	2	0	2	0	0	0	12
33t	Mims	DEN	WR	2	1	1	0	0	0	12
33t	Pollard	TEN	RB	2	2	0	0	0	0	12
33t	Shakir	BUF	WR	2	0	2	0	0	0	12
33t	Thomas	JAX	WR	2	1	1	0	0	0	12
33t	Tillman	CLE	WR	2	0	2	0	0	0	12
33t	*Tuten	JAX	RB	2	1	1	0	0	0	12
33t	Walker	BAL	WR	2	0	2	0	0	0	12
33t	Washington	JAX	WR	2	0	1	1	0	0	12

# 2025 NATIONAL FOOTBALL LEAGUE

---

## AFC LEADING SCORERS (KICKING)

RANK	PLAYER	TEAM	PAT	FG	FG%	LONG	PTS
1t	Dicker	LAC	11/11	14/14	100.0%	55	53
1t	Shrader	IND	14/14	13/14	92.9%	52	53
3t	Butker	KC	14/17	11/14	78.6%	59	47
3t	Prater	BUF	17/17	10/11	90.9%	52	47
5t	Folk	NYJ	7/7	12/12	100.0%	58	43
5t	C. Little	JAX	13/14	10/13	76.9%	52	43
5t	Slye	TEN	4/5	13/17	76.5%	57	43
8t	Fairbairn	HOU	9/9	11/13	84.6%	57	42
8t	*Loop	BAL	15/16	9/10	90.0%	52	42
10	Carlson	LV	8/8	11/14	78.6%	54	41
11	Boswell	PIT	12/12	9/11	81.8%	60	39
12t	*Borregales	NE	14/16	8/9	88.9%	53	38
12t	Lutz	DEN	14/14	8/9	88.9%	57	38
14	Patterson	MIA	15/15	7/8	87.5%	47	36
15	Szmyt	CLE	7/8	9/11	81.8%	55	34
16	McPherson	CIN	11/11	6/8	75.0%	50	29
17	Badgley	IND	4/4	1/1	100.0%	45	7
18	Wright	TEN	1/1	1/1	100.0%	46	4

# 2025 NATIONAL FOOTBALL LEAGUE

---

## AFC TOUCHBACKS ON KICKOFFS

RANK	PLAYER	TEAM	TB
1	C. Little	JAX	9
2	Slye	TEN	6
3	Fairbairn	HOU	5
4t	Carlson	LV	4
4t	Dicker	LAC	4
4t	Lutz	DEN	4
7t	Borregales	NE	3
7t	Butker	KC	3
7t	Folk	NYJ	3
7t	Patterson	MIA	3
7t	Prater	BUF	3
12t	Loop	BAL	2
12t	McPherson	CIN	2
12t	Sanchez	IND	2
12t	Shrader	IND	2
12t	Szmyt	CLE	2
17t	Badgley	IND	1
17t	McNamara	NYJ	1

# 2025 NATIONAL FOOTBALL LEAGUE

## AFC MOST YARDS FROM SCRIMMAGE

RANK	PLAYER	TEAM	POS	TOTAL			RUSHING			RECEIVING		
				YDS	PLAYS	AVG	YDS	ATT	AVG	YDS	ATT	AVG
1	Taylor	IND	RB	750	135	5.6	603	115	5.2	147	20	7.4
2	Cook	BUF	RB	626	119	5.3	537	107	5.0	89	12	7.4
3	Achane	MIA	RB	585	105	5.6	390	76	5.1	195	29	6.7
4	Hall	NYJ	RB	560	105	5.3	410	88	4.7	150	17	8.8
5	Etienne	JAX	RB	539	102	5.3	470	89	5.3	69	13	5.3
6	*Jeanty	LV	RB	497	119	4.2	424	105	4.0	73	14	5.2
7	Henry	BAL	RB	483	93	5.2	439	88	5.0	44	5	8.8
8	Chase	CIN	WR	474	44	10.8	6	2	3.0	468	42	11.1
9	Dobbins	DEN	RB	465	97	4.8	442	91	4.9	23	6	3.8
10	*Hampton	LAC	RB	450	86	5.2	314	66	4.8	136	20	6.8
11	*Judkins	CLE	RB	445	93	4.8	383	84	4.6	62	9	6.9
12	Pollard	TEN	RB	441	103	4.3	362	92	3.9	79	11	7.2
13	Flowers	BAL	WR	435	37	11.8	12	3	4.0	423	34	12.4
14	Wilson	NYJ	WR	395	36	11.0	0	0	---	395	36	11.0
15	Waddle	MIA	WR	390	29	13.4	0	0	---	390	29	13.4
16	Diggs	NE	WR	387	32	12.1	0	0	---	387	32	12.1
17	Tucker	LV	WR	385	29	13.3	29	5	5.8	356	24	14.8
18	Johnston	LAC	WR	384	28	13.7	7	2	3.5	377	26	14.5
19	Sutton	DEN	WR	382	27	14.1	0	0	---	382	27	14.1
20	*Warren	IND	TE	376	33	11.4	6	4	1.5	370	29	12.8
21	Metcalf	PIT	WR	356	19	18.7	0	0	---	356	19	18.7
22	Thomas	JAX	WR	350	26	13.5	16	2	8.0	334	24	13.9
23	J. Warren	PIT	RB	337	67	5.0	184	54	3.4	153	13	11.8
24	Meyers	LV	WR	329	29	11.3	0	0	---	329	29	11.3
25	Kelce	KC	TE	321	28	11.5	0	0	---	321	28	11.5
26	Collins	HOU	WR	320	23	13.9	8	1	8.0	312	22	14.2
27	Allen	LAC	WR	316	33	9.6	0	0	---	316	33	9.6
28	McConkey	LAC	WR	313	28	11.2	0	0	---	313	28	11.2
29	Stevenson	NE	RB	311	64	4.9	157	51	3.1	154	13	11.8
30	C. Brown	CIN	RB	304	94	3.2	202	74	2.7	102	20	5.1
31	Brown	KC	WR	302	30	10.1	0	0	---	302	30	10.1
32	Boutte	NE	WR	301	18	16.7	0	0	---	301	18	16.7
33	Chubb	HOU	RB	295	65	4.5	249	58	4.3	46	7	6.6
34	Pittman	IND	WR	293	28	10.5	0	0	---	293	28	10.5
35	Ridley	TEN	WR	290	16	18.1	0	0	---	290	16	18.1
36	Kincaid	BUF	TE	287	20	14.4	0	0	---	287	20	14.4
37	Henry	NE	TE	277	20	13.9	0	0	---	277	20	13.9
38	Shakir	BUF	WR	273	26	10.5	5	1	5.0	268	25	10.7
39	Thornton	KC	WR	272	13	20.9	0	0	---	272	13	20.9
40	T. Hill	MIA	WR	265	21	12.6	0	0	---	265	21	12.6
41	Franklin	DEN	WR	263	26	10.1	13	2	6.5	250	24	10.4
42	*Harvey	DEN	RB	262	49	5.3	154	33	4.7	108	16	6.8
43	Pacheco	KC	RB	260	61	4.3	214	51	4.2	46	10	4.6
44	*Fannin	CLE	TE	258	30	8.6	4	2	2.0	254	28	9.1
45	Gainwell	PIT	RB	255	60	4.3	176	41	4.3	79	19	4.2
46	Allen	BUF	QB	254	46	5.5	254	46	5.5	0	0	---
47	*Henderson	NE	RB	247	57	4.3	148	41	3.6	99	16	6.2
48	Hunt	KC	RB	242	56	4.3	187	49	3.8	55	7	7.9
49	Jeudy	CLE	WR	240	20	12.0	0	0	---	240	20	12.0
50	Coleman	BUF	WR	237	24	9.9	0	0	---	237	24	9.9

# 2025 NATIONAL FOOTBALL LEAGUE

## AFC LEADERS IN FIRST DOWNS

RANK	PLAYER	TEAM	POS	TOTAL	RUSH	REC
1	Taylor	IND	RB	35	29	6
2t	Cook	BUF	RB	30	28	2
2t	Hall	NYJ	RB	30	24	6
4	*Judkins	CLE	RB	27	24	3
5t	Achane	MIA	RB	24	15	9
5t	*Jeanty	LV	RB	24	21	3
7	Dobbins	DEN	RB	23	23	0
8t	*Hampton	LAC	RB	22	17	5
8t	Pollard	TEN	RB	22	20	2
10t	Chase	CIN	WR	21	0	21
10t	Henry	BAL	RB	21	20	1
10t	Waddle	MIA	WR	21	0	21
10t	*Warren	IND	TE	21	2	19
14t	Allen	LAC	WR	20	0	20
14t	Hunt	KC	RB	20	16	4
14t	J. Warren	PIT	RB	20	14	6
17t	Diggs	NE	WR	19	0	19
17t	Etienne	JAX	RB	19	16	3
17t	Kelce	KC	TE	19	0	19
17t	Pittman	IND	WR	19	0	19
17t	Sutton	DEN	WR	19	0	19
22t	Thomas	JAX	WR	18	2	16
22t	Wilson	NYJ	WR	18	0	18
24t	Brown	KC	WR	17	0	17
24t	T. Hill	MIA	WR	17	0	17
24t	Mahomes	KC	QB	17	17	0
27t	Boutte	NE	WR	16	0	16
27t	Flowers	BAL	WR	16	0	16
27t	McConkey	LAC	WR	16	0	16
27t	Metcalf	PIT	WR	16	0	16
27t	Pacheco	KC	RB	16	13	3
32t	Allen	BUF	QB	15	15	0
32t	Coleman	BUF	WR	15	0	15
32t	Downs	IND	WR	15	0	15
32t	Gainwell	PIT	RB	15	14	1
32t	Tucker	LV	WR	15	0	15
37t	*Ayomanor	TEN	WR	14	0	14
37t	Fields	NYJ	QB	14	14	0
37t	Henry	NE	TE	14	0	14
37t	Higgins	CIN	WR	14	0	14
37t	Jeudy	CLE	WR	14	0	14
37t	Kincaid	BUF	TE	14	0	14
37t	Maye	NE	QB	14	14	0
37t	Meyers	LV	WR	14	0	14
45t	C. Brown	CIN	RB	13	10	3
45t	Chubb	HOU	RB	13	12	1
45t	Franklin	DEN	WR	13	1	12
45t	Johnston	LAC	WR	13	0	13
45t	Lawrence	JAX	QB	13	13	0
50t	Andrews	BAL	TE	12	2	10
50t	*Fannin	CLE	TE	12	0	12
50t	D. Jones	IND	QB	12	12	0
50t	Ridley	TEN	WR	12	0	12
50t	Shakir	BUF	WR	12	0	12
50t	*M. Taylor	NYJ	TE	12	0	12

# 2025 NATIONAL FOOTBALL LEAGUE

## AFC PUNTING YARDS LEADERS

RANK	PLAYER	TEAM	POS	PUNTS	YARDS	LONG	AVG	TB	BLK	DWN	OB	RETURNS		IN20	NET AVG
												TOT	YDS		
1	Rehkov	CIN	P	31	1644	70	53.0	7	0	2	3	16	177	10	42.8
2	Stout	BAL	P	17	853	63	50.2	2	0	5	3	5	27	6	46.2
3	Scott	LAC	P	19	947	60	49.8	1	0	3	1	8	100	8	43.5
4	Bailey	MIA	P	19	945	64	49.7	0	0	4	1	6	52	9	47.0
5	Cooke	JAX	P	25	1234	61	49.4	4	0	3	5	11	45	8	44.4
6	Cole	LV	P	18	884	60	49.1	2	1	0	2	9	169	5	35.5
7	Baringer	NE	P	20	979	73	49.0	2	0	2	2	8	146	8	39.7
8	Hekker	TEN	P	29	1401	65	48.3	2	0	2	2	14	139	9	42.1
9	Townsend	HOU	P	18	863	66	47.9	1	0	3	5	6	60	7	43.5
10	McNamara	NYJ	P	24	1146	58	47.8	1	0	5	0	9	40	9	45.3
11	Waitman	PIT	P	17	810	64	47.6	2	0	0	2	8	82	5	40.5
12	*Crawshaw	DEN	P	30	1426	63	47.5	4	0	0	1	12	129	16	40.6
13	Bojorquez	CLE	P	32	1483	67	46.3	4	1	2	8	15	175	11	37.2
14	Araiza	KC	P	15	680	69	45.3	0	0	3	2	4	30	9	43.3

# 2025 NATIONAL FOOTBALL LEAGUE

## AFC NET PUNTING YARDS LEADERS

RANK	PLAYER	TEAM	POS	PUNTS	YARDS	LONG	AVG	TB	BLK	DWN	OB	RETURNS		IN20	NET AVG
												TOT	YDS		
1	Bailey	MIA	P	19	945	64	49.7	0	0	4	1	6	52	9	47.0
2	Stout	BAL	P	17	853	63	50.2	2	0	5	3	5	27	6	46.2
3	McNamara	NYJ	P	24	1146	58	47.8	1	0	5	0	9	40	9	45.3
4	Cooke	JAX	P	25	1234	61	49.4	4	0	3	5	11	45	8	44.4
5	Scott	LAC	P	19	947	60	49.8	1	0	3	1	8	100	8	43.5
6	Townsend	HOU	P	18	863	66	47.9	1	0	3	5	6	60	7	43.5
7	Araiza	KC	P	15	680	69	45.3	0	0	3	2	4	30	9	43.3
8	Rehkov	CIN	P	31	1644	70	53.0	7	0	2	3	16	177	10	42.8
9	Hekker	TEN	P	29	1401	65	48.3	2	0	2	2	14	139	9	42.1
10	*Crawshaw	DEN	P	30	1426	63	47.5	4	0	0	1	12	129	16	40.6
11	Waitman	PIT	P	17	810	64	47.6	2	0	0	2	8	82	5	40.5
12	Baringer	NE	P	20	979	73	49.0	2	0	2	2	8	146	8	39.7
13	Bojorquez	CLE	P	32	1483	67	46.3	4	1	2	8	15	175	11	37.2
14	Cole	LV	P	18	884	60	49.1	2	1	0	2	9	169	5	35.5

# 2025 NATIONAL FOOTBALL LEAGUE

---

## AFC PUNT RETURN LEADERS

RANK	PLAYER	TEAM	POS	RET	FC	YDS	AVG	LONG	TD
1	M. Jones	NE	CB	9	2	208	23.1	87t	1
2	Washington	JAX	WR	11	4	153	13.9	87t	1
3	Mims	DEN	WR	15	10	180	12.0	32	0
4	*Noel	HOU	WR	11	4	125	11.4	53	0
5	Remigio	KC	WR	9	3	91	10.1	25	0
6	Codrington	BUF	CB	10	4	58	5.8	15	0

# 2025 NATIONAL FOOTBALL LEAGUE

---

## AFC KICKOFF RETURN LEADERS

RANK	PLAYER	TEAM	POS	RET	YDS	AVG	LONG	TD
1	Davis	NYJ	RB	11	323	29.4	41	0
2	Gibson	NE	RB	12	342	28.5	90t	1
3	Laube	LV	RB	13	353	27.2	38	0
4	Mims	DEN	WR	13	352	27.1	34	0
5	Gould	IND	WR	14	379	27.1	39	0
6	*Noel	HOU	WR	6	162	27.0	34	0
7	*B. Smith	KC	RB	12	322	26.8	37	0
8	Codrington	BUF	CB	14	375	26.8	41	0
9	Remigio	KC	WR	11	292	26.5	47	0
10	M. Washington	MIA	WR	19	503	26.5	45	0
11	Eskridge	MIA	WR	13	344	26.5	54	0
12	*Dike	TEN	WR	28	732	26.1	71	0
13	Gainwell	PIT	RB	6	153	25.5	33	0
14	Carter	CLE	WR	11	274	24.9	32	0
15	Ali	BAL	RB	15	369	24.6	43	0
16	Perine	CIN	RB	10	242	24.2	37	0
17	*Allen	JAX	RB	12	286	23.8	38	0
18	*Harvey	DEN	RB	10	238	23.8	29	0
19	*Johnson	PIT	RB	8	190	23.8	29	0
20	Jones	CIN	WR	18	423	23.5	37	0
21	Ford	CLE	RB	8	181	22.6	26	0

# 2025 NATIONAL FOOTBALL LEAGUE

## AFC INTERCEPTION LEADERS

RANK	PLAYER	TEAM	POS	INT	YARDS	AVG	LONG	TD
1	Lloyd	JAX	LB	4	129	32.3	99t	1
2	Pitre	HOU	SAF	3	20	6.7	12	0
3t	Barton	TEN	LB	2	1	0.5	1	0
3t	Battle	CIN	SAF	2	6	3.0	4	0
3t	Blackmon	IND	CB	2	41	20.5	32	0
3t	Bynum	IND	SAF	2	14	7.0	14	0
3t	Jefferson	LAC	SS	2	2	1.0	2	0
3t	Latu	IND	DE	2	6	3.0	6	0
3t	Lewis	JAX	CB	2	6	3.0	6	0
10t	Bernard	BUF	LB	1	24	24.0	24	0
10t	Bishop	BUF	SAF	1	4	4.0	4	0
10t	Chenal	KC	LB	1	0	0.0	0	0
10t	Crosby	LV	DE	1	19	19.0	19	0
10t	Delpit	CLE	SAF	1	25	25.0	25	0
10t	Echols	PIT	CB	1	0	0.0	0	0
10t	Elliott	PIT	SAF	1	-4	-4.0	-4	0
10t	Fitzpatrick	MIA	FS	1	7	7.0	7	0
10t	Hawkins	NE	SAF	1	1	1.0	1	0
10t	Henley	LAC	LB	1	8	8.0	8	0
10t	Herbig	PIT	LB	1	41	41.0	41	0
10t	D. Hill	CIN	CB	1	0	0.0	0	0
10t	D. Jackson	LAC	CB	1	0	0.0	0	0
10t	D. James	LAC	FS	1	21	21.0	21	0
10t	An. Johnson	JAX	SAF	1	0	0.0	0	0
10t	B. Jones	DEN	SAF	1	0	0.0	0	0
10t	M. Jones	NE	CB	1	0	0.0	0	0
10t	*Knight	CIN	LB	1	0	0.0	0	0
10t	Lassiter	HOU	CB	1	0	0.0	0	0
10t	Mapu	NE	LB	1	20	20.0	20	0
10t	McCreary	TEN	CB	1	0	0.0	0	0
10t	McDuffie	KC	CB	1	2	2.0	2	0
10t	Moore	IND	CB	1	32	32.0	32t	1
10t	Murray	JAX	SS	1	12	12.0	12	0
10t	Oluokun	JAX	LB	1	0	0.0	0	0
10t	Pola-Mao	LV	SAF	1	0	0.0	0	0
10t	Ramsey	PIT	CB	1	2	2.0	2	0
10t	Roland-Wallace	KC	CB	1	23	23.0	23	0
10t	Spillane	NE	LB	1	37	37.0	37	0
10t	Stingley	HOU	CB	1	20	20.0	20	0
10t	St-Juste	LAC	CB	1	0	0.0	0	0
10t	Stone	CIN	SAF	1	25	25.0	25	0
10t	Turner	CIN	CB	1	7	7.0	7	0
10t	Ward	CLE	CB	1	13	13.0	13	0
10t	J. Watson	KC	CB	1	0	0.0	0	0
10t	Watt	PIT	OLB	1	13	13.0	13	0
10t	D. White	LV	LB	1	0	0.0	0	0
10t	Wiggins	BAL	CB	1	61	61.0	61	0
10t	Wingard	JAX	SAF	1	39	39.0	39	0
10t	Woods	TEN	FS	1	16	16.0	16	0

# 2025 NATIONAL FOOTBALL LEAGUE

## AFC SACK LEADERS

RANK	PLAYER	TEAM	POS	SACKS
1	Bonitto	DEN	LB	8.0
2	Tuipulotu	LAC	LB	5.0
3t	Cooper	DEN	LB	4.5
3t	Herbig	PIT	LB	4.5
3t	Landry	NE	LB	4.5
3t	Simmons	TEN	DT	4.5
7t	Chubb	MIA	OLB	4.0
7t	Crosby	LV	DE	4.0
7t	Garrett	CLE	DE	4.0
7t	Hendrickson	CIN	DE	4.0
7t	Hunter	HOU	DE	4.0
7t	Laulu	LV	DT	4.0
13t	Armstead	JAX	DT	3.5
13t	Collins	CLE	DT	3.5
13t	Karlaftis	KC	DE	3.5
13t	Strnad	DEN	LB	3.5
13t	Watt	PIT	OLB	3.5
18t	Anderson	HOU	DE	3.0
18t	Franklin-Myers	DEN	DE	3.0
18t	Lewis	IND	DE	3.0
18t	Paye	IND	DE	3.0
22t	Allen	DEN	DE	2.5
22t	Chaisson	NE	LB	2.5
22t	M. Williams	NE	DE	2.5
25t	Bishop	BUF	SAF	2.0
25t	Bosa	BUF	DE-LB	2.0
25t	Dodson	MIA	LB	2.0
25t	Eboigbe	LAC	DT	2.0
25t	Ebukam	IND	DE	2.0
25t	*Harmon	PIT	DT	2.0
25t	Henley	LAC	LB	2.0
25t	D. Jones	BUF	DT	2.0
25t	Madubuike	BAL	DT	2.0
25t	McDonald	NYJ	DE	2.0
25t	McMillian	DEN	CB	2.0
25t	Oliver	BUF	DT	2.0
25t	Omenihu	KC	DE	2.0
25t	Ossai	CIN	DE	2.0
25t	Ramsey	PIT	CB	2.0
25t	T. Robinson	BAL	LB	2.0
25t	Tranquill	KC	LB	2.0
25t	Uwazurike	DEN	DT	2.0
25t	Walker	JAX	DE	2.0
25t	Wilson	LV	DE	2.0
25t	Wright	CLE	DE	2.0
46t	Benton	PIT	DT	1.5
46t	Brooks	MIA	LB	1.5
46t	Cross	IND	SAF	1.5
46t	Epenesa	BUF	DE	1.5
46t	Fatukasi	HOU	DT	1.5
46t	*Grant	MIA	DT	1.5
46t	Hawkins	NE	SAF	1.5
46t	Highsmith	PIT	LB	1.5
46t	D. James	LAC	FS	1.5
46t	Jenkins	CIN	DT	1.5

# 2025 NATIONAL FOOTBALL LEAGUE

---

## AFC SACK LEADERS

RANK	PLAYER	TEAM	POS	SACKS
46t	Key	TEN	LB	1.5
46t	Murphy	CIN	DE	1.5
46t	Rousseau	BUF	DE	1.5
46t	Simpson	BAL	LB	1.5
46t	Quin. Williams	NYJ	LB	1.5

# 2025 NATIONAL FOOTBALL LEAGUE

## AFC LEADERS IN FUMBLE RECOVERIES

RANK	PLAYER	TEAM	POS	TOTAL	OWN TEAM	OPP TEAM
1t	Mahomes	KC	QB	3	3	0
1t	Maye	NE	QB	3	3	0
3	Bernard	BUF	LB	2	0	2
4t	Adebawore	IND	DT	1	0	1
4t	Allen	BUF	QB	1	1	0
4t	Allen	LAC	WR	1	1	0
4t	*Allen	JAX	RB	1	1	0
4t	*Barron	DEN	CB	1	0	1
4t	Booker	LV	DT	1	0	1
4t	Brooks	MIA	LB	1	0	1
4t	C. Brown	CIN	RB	1	1	0
4t	O. Brown	CIN	OT	1	1	0
4t	Brown	BUF	OT	1	1	0
4t	Butler	LV	DT	1	0	1
4t	*Campbell	NE	OT	1	1	0
4t	Carter	CLE	WR	1	1	0
4t	Chubb	MIA	OLB	1	0	1
4t	Cisco	NYJ	SAF	1	0	1
4t	Codrington	BUF	CB	1	1	0
4t	Davis	LAC	WR	1	1	0
4t	Delpit	CLE	SAF	1	0	1
4t	Diabate	CLE	LB	1	0	1
4t	Epenesa	BUF	DE	1	0	1
4t	*Farmer	NE	DT	1	0	1
4t	Fitzpatrick	MIA	FS	1	0	1
4t	Gainwell	PIT	RB	1	1	0
4t	*Gordon	MIA	RB	1	1	0
4t	Hall	NYJ	RB	1	1	0
4t	Hawkins	NE	SAF	1	0	1
4t	*Henderson	NE	RB	1	1	0
4t	Higgins	CIN	WR	1	1	0
4t	Hill	BAL	RB	1	1	0
4t	Howard	IND	CB	1	0	1
4t	Hunt	KC	RB	1	1	0
4t	Hunter	HOU	DE	1	0	1
4t	L. Jackson	BAL	QB	1	1	0
4t	Jenkins	BAL	DT	1	0	1
4t	B. Jones	DEN	SAF	1	0	1
4t	B. Jones	PIT	OT	1	1	0
4t	Jones	CIN	WR	1	1	0
4t	Jones	TEN	LB	1	0	1
4t	Joseph-Day	TEN	DE	1	0	1
4t	Karlaftis	KC	DE	1	0	1
4t	Kelly	LV	CB	1	0	1
4t	Lawrence	JAX	QB	1	1	0
4t	Lewis	JAX	CB	1	0	1
4t	Likely	BAL	TE	1	1	0
4t	Lloyd	JAX	LB	1	0	1
4t	Lockett	TEN	WR	1	0	1
4t	*Mausi	TEN	LB	1	0	1
4t	Mims	DEN	WR	1	1	0
4t	Moore	BUF	WR	1	1	0
4t	Oluokun	JAX	LB	1	0	1
4t	Pacheco	KC	RB	1	1	0
4t	Paul	MIA	OT	1	1	0

# 2025 NATIONAL FOOTBALL LEAGUE

---

## AFC LEADERS IN FUMBLE RECOVERIES

RANK	PLAYER	TEAM	POS	TOTAL	OWN TEAM	OPP TEAM
4t	Peppers	PIT	FS	1	0	1
4t	Ja. Phillips	MIA	LB	1	0	1
4t	Raimann	IND	OT	1	1	0
4t	Skinner	DEN	SAF	1	0	1
4t	Skowronek	PIT	WR	1	0	1
4t	Slay	PIT	CB	1	0	1
4t	G. Smith	LV	QB	1	1	0
4t	Smith	BAL	ILB	1	0	1
4t	Tagovailoa	MIA	QB	1	1	0
4t	Tart	LAC	DT	1	0	1
4t	Taylor	IND	RB	1	1	0
4t	*M. Taylor	NYJ	TE	1	1	0
4t	Thornhill	PIT	SAF	1	1	0
4t	*Trader	MIA	SAF	1	0	1
4t	Tranquill	KC	LB	1	0	1
4t	Wallace	BAL	WR	1	1	0
4t	Watt	PIT	OLB	1	0	1
4t	Wilson	NYJ	WR	1	1	0
4t	L. Wilson	CIN	LB	1	0	1
4t	P. Wilson	PIT	LB	1	0	1
4t	Wilson	LV	DE	1	0	1
4t	Wingard	JAX	SAF	1	0	1
4t	*Woodson	NE	SAF	1	0	1

# 2025 NATIONAL FOOTBALL LEAGUE

## AFC LEADERS IN RECOVERIES OF FUMBLES BY OWN TEAM

RANK	PLAYER	TEAM	POS	REC	YARDS	AVG	LONG	TD
1t	Mahomes	KC	QB	3	0	0.0	0	0
1t	Maye	NE	QB	3	0	0.0	0	0
3t	Allen	BUF	QB	1	0	0.0	0	0
3t	Allen	LAC	WR	1	0	0.0	0	0
3t	*Allen	JAX	RB	1	0	0.0	0	0
3t	C. Brown	CIN	RB	1	0	0.0	0	0
3t	O. Brown	CIN	OT	1	0	0.0	0	0
3t	Brown	BUF	OT	1	0	0.0	0	0
3t	*Campbell	NE	OT	1	0	0.0	0	0
3t	Carter	CLE	WR	1	0	0.0	0	0
3t	Codrington	BUF	CB	1	0	0.0	0	0
3t	Davis	LAC	WR	1	0	0.0	0	0
3t	Gainwell	PIT	RB	1	0	0.0	0	0
3t	*Gordon	MIA	RB	1	0	0.0	0	0
3t	Hall	NYJ	RB	1	7	7.0	7	0
3t	*Henderson	NE	RB	1	0	0.0	0	0
3t	Higgins	CIN	WR	1	0	0.0	0	0
3t	Hill	BAL	RB	1	0	0.0	0	0
3t	Hunt	KC	RB	1	0	0.0	0	0
3t	L. Jackson	BAL	QB	1	0	0.0	0	0
3t	B. Jones	PIT	OT	1	6	6.0	6	0
3t	Jones	CIN	WR	1	0	0.0	0	0
3t	Lawrence	JAX	QB	1	0	0.0	0	0
3t	Likely	BAL	TE	1	0	0.0	0	0
3t	Mims	DEN	WR	1	0	0.0	0	0
3t	Moore	BUF	WR	1	-1	-1.0	-1	0
3t	Pacheco	KC	RB	1	0	0.0	0	0
3t	Paul	MIA	OT	1	0	0.0	0	0
3t	Raimann	IND	OT	1	0	0.0	0	0
3t	G. Smith	LV	QB	1	0	0.0	0	0
3t	Tagovailoa	MIA	QB	1	0	0.0	0	0
3t	Taylor	IND	RB	1	0	0.0	0	0
3t	*M. Taylor	NYJ	TE	1	0	0.0	0	0
3t	Thornhill	PIT	SAF	1	0	0.0	0	0
3t	Wallace	BAL	WR	1	0	0.0	0	0
3t	Wilson	NYJ	WR	1	0	0.0	0	0

# 2025 NATIONAL FOOTBALL LEAGUE

## AFC LEADERS IN RECOVERIES OF FUMBLES BY OPPOSING TEAM

RANK	PLAYER	TEAM	POS	REC	YARDS	AVG	LONG	TD
1	Bernard	BUF	LB	2	0	0.0	0	0
2t	Adebawore	IND	DT	1	0	0.0	0	0
2t	*Barron	DEN	CB	1	0	0.0	0	0
2t	Booker	LV	DT	1	0	0.0	0	0
2t	Brooks	MIA	LB	1	2	2.0	2	0
2t	Butler	LV	DT	1	0	0.0	0	0
2t	Chubb	MIA	OLB	1	2	2.0	2	0
2t	Cisco	NYJ	SAF	1	0	0.0	0	0
2t	Delpit	CLE	SAF	1	0	0.0	0	0
2t	Diabate	CLE	LB	1	0	0.0	0	0
2t	Epenesa	BUF	DE	1	0	0.0	0	0
2t	*Farmer	NE	DT	1	0	0.0	0	0
2t	Fitzpatrick	MIA	FS	1	0	0.0	0	0
2t	Hawkins	NE	SAF	1	0	0.0	0	0
2t	Howard	IND	CB	1	2	2.0	2	0
2t	Hunter	HOU	DE	1	0	0.0	0	0
2t	Jenkins	BAL	DT	1	11	11.0	11	0
2t	B. Jones	DEN	SAF	1	0	0.0	0	0
2t	Jones	TEN	LB	1	2	2.0	2	0
2t	Joseph-Day	TEN	DE	1	0	0.0	0	0
2t	Karlaftis	KC	DE	1	1	1.0	1	0
2t	Kelly	LV	CB	1	3	3.0	3	0
2t	Lewis	JAX	CB	1	0	0.0	0	0
2t	Lloyd	JAX	LB	1	2	2.0	2	0
2t	Lockett	TEN	WR	1	0	0.0	0t	1
2t	*Mausi	TEN	LB	1	0	0.0	0	0
2t	Oluokun	JAX	LB	1	0	0.0	0	0
2t	Peppers	PIT	FS	1	0	0.0	0	0
2t	Ja. Phillips	MIA	LB	1	4	4.0	4	0
2t	Skinner	DEN	SAF	1	0	0.0	0	0
2t	Skowronek	PIT	WR	1	0	0.0	0	0
2t	Slay	PIT	CB	1	-6	-6.0	-6	0
2t	Smith	BAL	ILB	1	63	63.0	63t	1
2t	Tart	LAC	DT	1	0	0.0	0	0
2t	*Trader	MIA	SAF	1	0	0.0	0	0
2t	Tranquill	KC	LB	1	0	0.0	0	0
2t	Watt	PIT	OLB	1	0	0.0	0	0
2t	L. Wilson	CIN	LB	1	0	0.0	0	0
2t	P. Wilson	PIT	LB	1	0	0.0	0	0
2t	Wilson	LV	DE	1	0	0.0	0	0
2t	Wingard	JAX	SAF	1	0	0.0	0	0
2t	*Woodson	NE	SAF	1	0	0.0	0	0

# 2025 NATIONAL FOOTBALL LEAGUE

## NFC LEADING PASSERS

RANK	PLAYER	TEAM	ATT	COMP	COMP%	YDS	YPA	TD	TD%	LONG	INT	INT%	RATING
1	Goff	DET	174	132	75.9%	1390	7.99	14	8.0%	64	2	1.1%	120.6
2	Darnold	SEA	161	114	70.8%	1541	9.57	11	6.8%	61t	3	1.9%	116.0
3	Love	GB	147	103	70.1%	1259	8.56	9	6.1%	57	2	1.4%	110.9
4	Mayfield	TB	195	129	66.2%	1539	7.89	12	6.2%	77t	1	0.5%	108.5
5	Stafford	LAR	209	139	66.5%	1684	8.06	12	5.7%	88t	2	1.0%	106.2
6	Prescott	DAL	229	164	71.6%	1617	7.06	13	5.7%	46	3	1.3%	104.6
7	Hurts	PHI	172	117	68.0%	1172	6.81	8	4.7%	52	1	0.6%	100.2
8	Wentz	MIN	100	69	69.0%	759	7.59	5	5.0%	81	2	2.0%	99.5
9	Daniels	WAS	124	77	62.1%	875	7.06	7	5.6%	50	1	0.8%	98.7
10	Ca. Williams	CHI	159	98	61.6%	1179	7.42	9	5.7%	65t	2	1.3%	98.0
11	Jones	SF	168	113	67.3%	1252	7.45	6	3.6%	56	3	1.8%	93.7
12	Rattler	NO	203	139	68.5%	1217	6.00	6	3.0%	87t	1	0.5%	91.9
13	Murray	ARI	161	110	68.3%	962	5.98	6	3.7%	45	3	1.9%	88.6
14	Penix	ATL	157	98	62.4%	1168	7.44	4	2.5%	69	3	1.9%	85.6
15	Young	CAR	199	123	61.8%	1150	5.78	10	5.0%	40	5	2.5%	84.0
16	Wilson	NYG	112	66	58.9%	786	7.02	3	2.7%	52	3	2.7%	78.2

# 2025 NATIONAL FOOTBALL LEAGUE

## NFC LEADING PASSERS, RANKS

PLAYER	TEAM	ATT	COMP	COMP%	YDS	YPA	TD	TD%	INT	INT%	RATING
Goff	DET	6	4	1	5	4	1	1	5t	6	1
Darnold	SEA	9t	8	3	3	1	5	2	10t	11t	2
Love	GB	13	11	4	6	2	7t	4	5t	9	3
Mayfield	TB	5	5	11	4	5	3t	3	1t	2	4
Stafford	LAR	2	2t	10	1	3	3t	5	5t	5	5
Prescott	DAL	1	1	2	2	10	2	6	10t	8	6
Hurts	PHI	7	7	8	10	13	9	11	1t	3	7
Wentz	MIN	16	15	5	16	6	14	10	5t	14	8
Daniels	WAS	14	14	13	14	11	10	8	1t	4	9
Ca. Williams	CHI	11	12t	15	9	9	7t	7	5t	7	10
Jones	SF	8	9	9	7	7	11t	13	10t	10	11
Rattler	NO	3	2t	6	8	14	11t	14	1t	1	12
Murray	ARI	9t	10	7	13	15	11t	12	10t	11t	13
Penix	ATL	12	12t	12	11	8	15t	16	10t	13	14
Young	CAR	4	6	14	12	16	6	9	16	15	15
Wilson	NYG	15	16	16	15	12	18t	15	10t	16	16

# 2025 NATIONAL FOOTBALL LEAGUE

## NFC FOURTH-QUARTER PASSING LEADERS

RANK	PLAYER	TEAM	ATT	COMP	COMP%	YDS	YPA	TD	TD%	INT	INT%	RATING
1	Daniels	WAS	33	22	66.7%	256	7.76	4	12.1%	0	0.0%	129.5
2	Wentz	MIN	35	25	71.4%	305	8.71	3	8.6%	0	0.0%	126.5
3	Stafford	LAR	56	39	69.6%	541	9.66	4	7.1%	0	0.0%	124.2
4	Goff	DET	39	26	66.7%	231	5.92	6	15.4%	0	0.0%	121.9
5	Purdy	SF	20	15	75.0%	202	10.10	2	10.0%	1	5.0%	119.2
6	Ca. Williams	CHI	32	21	65.6%	277	8.66	2	6.3%	0	0.0%	113.7
7	Darnold	SEA	38	26	68.4%	385	10.13	2	5.3%	1	2.6%	107.9
8	Love	GB	30	17	56.7%	245	8.17	3	10.0%	1	3.3%	102.8
9	McCarthy	MIN	13	8	61.5%	121	9.31	2	15.4%	1	7.7%	99.7
10	Murray	ARI	35	23	65.7%	204	5.83	3	8.6%	1	2.9%	97.8
11	Wilson	NYG	37	20	54.1%	274	7.41	2	5.4%	0	0.0%	96.0
12	Young	CAR	69	41	59.4%	370	5.36	5	7.2%	1	1.4%	92.1
13	Mayfield	TB	56	36	64.3%	426	7.61	2	3.6%	1	1.8%	91.8
14	Penix	ATL	30	21	70.0%	226	7.53	0	0.0%	0	0.0%	91.8
15	Prescott	DAL	71	47	66.2%	438	6.17	3	4.2%	2	2.8%	85.3
16	Jones	SF	46	29	63.0%	315	6.85	2	4.3%	2	4.3%	79.5
17	Hurts	PHI	48	30	62.5%	312	6.50	1	2.1%	1	2.1%	79.5
18	Rattler	NO	61	37	60.7%	291	4.77	2	3.3%	1	1.6%	76.6
19	*Dart	NYG	26	14	53.8%	111	4.27	0	0.0%	2	7.7%	32.7

# 2025 NATIONAL FOOTBALL LEAGUE

## NFC THIRD-DOWN PASSING LEADERS

RANK	PLAYER	TEAM	ATT	COMP	COMP%	YDS	YPA	TD	TD%	INT	INT%	RATING
1	Ca. Williams	CHI	42	28	66.7%	394	9.38	4	9.5%	1	2.4%	118.6
2	Goff	DET	51	34	66.7%	329	6.45	5	9.8%	1	2.0%	109.0
3	Prescott	DAL	59	39	66.1%	490	8.31	2	3.4%	0	0.0%	103.1
4	Darnold	SEA	47	33	70.2%	304	6.47	2	4.3%	0	0.0%	101.7
5	Mayfield	TB	44	24	54.5%	284	6.45	3	6.8%	0	0.0%	97.2
6	Love	GB	42	26	61.9%	395	9.40	3	7.1%	2	4.8%	96.8
7	Hurts	PHI	42	29	69.0%	360	8.57	0	0.0%	0	0.0%	95.3
8	Penix	ATL	44	25	56.8%	320	7.27	1	2.3%	0	0.0%	87.3
9	Stafford	LAR	50	28	56.0%	364	7.28	1	2.0%	0	0.0%	85.8
10	Jones	SF	39	21	53.8%	296	7.59	3	7.7%	2	5.1%	82.9
11	Rattler	NO	51	29	56.9%	240	4.71	2	3.9%	0	0.0%	82.1
12	Young	CAR	49	27	55.1%	212	4.33	1	2.0%	1	2.0%	64.3
13	Daniels	WAS	33	15	45.5%	141	4.27	0	0.0%	0	0.0%	57.8
14	Wilson	NYG	33	16	48.5%	201	6.09	0	0.0%	1	3.0%	55.2
15	Murray	ARI	44	25	56.8%	254	5.77	0	0.0%	2	4.5%	54.5

# 2025 NATIONAL FOOTBALL LEAGUE

## NFC LEADING RUSHERS

RANK	PLAYER	TEAM	ATT	YDS	AVG	LONG	TD
1	Robinson	ATL	83	484	5.8	81t	2
2	J. Williams	DAL	92	476	5.2	66	5
3	Dowdle	CAR	81	472	5.8	53	2
4	K. Williams	LAR	95	418	4.4	20	2
5	Gibbs	DET	87	390	4.5	42	4
6	Walker	SEA	78	364	4.7	31	3
7	Jacobs	GB	98	359	3.7	19	6
8	*Croskey-Merritt	WAS	60	344	5.7	42	4
9	*Skattebo	NYG	82	338	4.1	24	5
10	McCaffrey	SF	108	336	3.1	15	1
11	Montgomery	DET	65	334	5.1	72	4
12	Barkley	PHI	95	325	3.4	18	3
13	Mason	MIN	69	323	4.7	24	3
14	Kamara	NO	83	314	3.8	18t	1
15	Swift	CHI	70	295	4.2	20	2
16	Irving	TB	71	237	3.3	16	0
17	Hubbard	CAR	53	217	4.1	14	0
18	White	TB	54	214	4.0	16	4
19	Hurts (QB)	PHI	50	195	3.9	29	5
20	Allgeier	ATL	53	187	3.5	21t	3
21	Miller	NO	46	186	4.0	18t	1
22	Daniels (QB)	WAS	36	176	4.9	18	0
23	Murray (QB)	ARI	29	173	6.0	30	1
24	*Dart (QB)	NYG	32	167	5.2	20t	2
25	Benson	ARI	29	160	5.5	52	0
26	Mayfield (QB)	TB	22	158	7.2	33	0
27t	Charbonnet	SEA	60	156	2.6	15	3
27t	Corum	LAR	29	156	5.4	15	1
29	Rattler (QB)	NO	26	143	5.5	15	0
30t	McNichols	WAS	13	117	9.0	60t	1
30t	Sanders	DAL	20	117	5.9	49	1
32t	B. Robinson	SF	27	108	4.0	19	0
32t	Ca. Williams (QB)	CHI	28	108	3.9	13	2
34	Rodriguez	WAS	23	105	4.6	48	0
35	J. Conner	ARI	32	95	3.0	12	1
36	Wilson (QB)	NYG	16	94	5.9	15	0
37	Demercado	ARI	8	90	11.3	71	0
38	Love (QB)	GB	20	88	4.4	25	0
39	M. Carter	ARI	28	86	3.1	11	1
40	Wilson	GB	18	84	4.7	13	0
41	Singleton	NYG	24	82	3.4	8	0
42	*Monangai	CHI	22	81	3.7	10	0
43	*Etienne	CAR	15	76	5.1	22	0
44	Tracy	NYG	26	74	2.8	10	0
45t	Dillon	PHI	12	60	5.0	11	0
45t	Mariota (QB)	WAS	8	60	7.5	22	1
47	Young (QB)	CAR	16	59	3.7	22	1
48	Nacua (WR)	LAR	3	52	17.3	45t	1
49	McCarthy (QB)	MIN	7	50	7.1	16	1
50t	Prescott (QB)	DAL	14	49	3.5	14	1
50t	Scott	MIN	15	49	3.3	11	0

# 2025 NATIONAL FOOTBALL LEAGUE

## NFC THIRD-AND-ONE RUSHING LEADERS

RANK	PLAYER	TEAM	ATT	FD	PCT
1t	K. Williams	LAR	5	5	100.0%
1t	Rattler (QB)	NO	4	4	100.0%
1t	Swift	CHI	4	4	100.0%
1t	White	TB	4	4	100.0%
1t	*Skattebo	NYG	3	3	100.0%
1t	Brissett (QB)	ARI	2	2	100.0%
1t	Charbonnet	SEA	2	2	100.0%
1t	*Croskey-Merritt	WAS	2	2	100.0%
1t	Dowdle	CAR	2	2	100.0%
1t	Gibbs	DET	2	2	100.0%
1t	Hubbard	CAR	2	2	100.0%
1t	Miller	NO	2	2	100.0%
13	McCaffrey	SF	8	6	75.0%
14	Hurts (QB)	PHI	7	5	71.4%
15t	*Dart (QB)	NYG	3	2	66.7%
15t	Hill (TE)	NO	3	2	66.7%
15t	Robinson	ATL	3	2	66.7%
15t	J. Williams	DAL	3	2	66.7%
19	Jacobs	GB	8	5	62.5%
20t	Allgeier	ATL	4	2	50.0%
20t	Jones (QB)	SF	4	2	50.0%

# 2025 NATIONAL FOOTBALL LEAGUE

## NFC LEADERS IN RECEPTIONS

RANK	PLAYER	TEAM	REC	YDS	AVG	LONG	TD
1	Nacua	LAR	54	616	11.4	31	2
2	McCaffrey (RB)	SF	46	444	9.7	29	3
3t	St. Brown	DET	44	452	10.3	34	6
3t	Ferguson (TE)	DAL	44	305	6.9	26t	4
5	Smith-Njigba	SEA	42	696	16.6	61t	3
6	Olave	NO	39	342	8.8	53	1
7	McBride (TE)	ARI	37	347	9.4	31	2
8t	D. London	ATL	34	427	12.6	43	2
8t	Samuel	WAS	34	315	9.3	24t	3
10	Pickens	DAL	32	525	16.4	45	6
11t	Jefferson	MIN	29	449	15.5	50	1
11t	Robinson	NYG	29	351	12.1	50	2
11t	D. Smith	PHI	29	321	11.1	52	1
14t	*Egbuka	TB	27	469	17.4	77t	5
14t	*McMillan	CAR	27	380	14.1	40	2
16t	Adams	LAR	26	396	15.2	44t	3
16t	LaPorta (TE)	DET	26	324	12.5	39	2
16t	Shaheed	NO	26	316	12.2	87t	2
16t	Johnson (TE)	NO	26	236	9.1	21	1
20t	A. Brown	PHI	25	274	11.0	38	1
20t	Tonges (TE)	SF	25	224	9.0	23	3
22t	Robinson (RB)	ATL	24	338	14.1	69	1
22t	Goedert (TE)	PHI	24	243	10.1	36	5
24t	Bourne	SF	23	371	16.1	56	0
24t	Kupp	SEA	23	261	11.3	29	1
24t	Pitts (TE)	ATL	23	223	9.7	26	1
24t	Gibbs (RB)	DET	23	112	4.9	20t	1
28t	Harrison	ARI	22	338	15.4	45	2
28t	Odunze	CHI	22	328	14.9	37	5
28t	Kamara (RB)	NO	22	122	5.5	22	0
28t	J. Williams (RB)	DAL	22	83	3.8	11	1
32t	Pearsall	SF	20	327	16.4	45	0
32t	Ertz (TE)	WAS	20	192	9.6	20t	3
32t	*Skattebo (RB)	NYG	20	155	7.8	21	0
35t	Shepard	TB	19	242	12.7	36	1
35t	Moore	CHI	19	215	11.3	30	1
35t	Irving (RB)	TB	19	193	10.2	72t	2
35t	Hockenson (TE)	MIN	19	153	8.1	14	1
35t	Barkley (RB)	PHI	19	137	7.2	47t	1
40t	Nabers	NYG	18	271	15.1	48t	2
40t	Kraft (TE)	GB	18	268	14.9	57	3
40t	Doubs	GB	18	234	13.0	48	4
40t	K. Williams (RB)	LAR	18	155	8.6	30	3
44t	J. Williams	DET	17	289	17.0	64	2
44t	Barner (TE)	SEA	17	205	12.1	61	4
44t	T. Johnson (TE)	NYG	17	126	7.4	22	3
47t	Lamb	DAL	16	222	13.9	33	0
47t	Zaccheaus	CHI	16	143	8.9	16	0
47t	Tremble (TE)	CAR	16	126	7.9	16	1
50t	Jacobs (RB)	GB	15	176	11.7	31	0
50t	Otton (TE)	TB	15	166	11.1	27	0
50t	Swift (RB)	CHI	15	152	10.1	55t	1
50t	Renfrow	CAR	15	89	5.9	15	2
50t	White (RB)	TB	15	85	5.7	18	0

# 2025 NATIONAL FOOTBALL LEAGUE

## NFC RECEIVING YARDAGE LEADERS

RANK	PLAYER	TEAM	YDS	REC	AVG	LONG	TD
1	Smith-Njigba	SEA	696	42	16.6	61t	3
2	Nacua	LAR	616	54	11.4	31	2
3	Pickens	DAL	525	32	16.4	45	6
4	*Egbuka	TB	469	27	17.4	77t	5
5	St. Brown	DET	452	44	10.3	34	6
6	Jefferson	MIN	449	29	15.5	50	1
7	McCaffrey (RB)	SF	444	46	9.7	29	3
8	D. London	ATL	427	34	12.6	43	2
9	Adams	LAR	396	26	15.2	44t	3
10	*McMillan	CAR	380	27	14.1	40	2
11	Bourne	SF	371	23	16.1	56	0
12	Robinson	NYG	351	29	12.1	50	2
13	McBride (TE)	ARI	347	37	9.4	31	2
14	Olave	NO	342	39	8.8	53	1
15t	Harrison	ARI	338	22	15.4	45	2
15t	Robinson (RB)	ATL	338	24	14.1	69	1
17	Odunze	CHI	328	22	14.9	37	5
18	Pearsall	SF	327	20	16.4	45	0
19	LaPorta (TE)	DET	324	26	12.5	39	2
20	D. Smith	PHI	321	29	11.1	52	1
21	Shaheed	NO	316	26	12.2	87t	2
22	Samuel	WAS	315	34	9.3	24t	3
23	Ferguson (TE)	DAL	305	44	6.9	26t	4
24	J. Williams	DET	289	17	17.0	64	2
25	A. Brown	PHI	274	25	11.0	38	1
26	Nabers	NYG	271	18	15.1	48t	2
27	Kraft (TE)	GB	268	18	14.9	57	3
28	Kupp	SEA	261	23	11.3	29	1
29	Goedert (TE)	PHI	243	24	10.1	36	5
30	Shepard	TB	242	19	12.7	36	1
31	Johnson (TE)	NO	236	26	9.1	21	1
32	Doubs	GB	234	18	13.0	48	4
33	Tonges (TE)	SF	224	25	9.0	23	3
34	Pitts (TE)	ATL	223	23	9.7	26	1
35	Lamb	DAL	222	16	13.9	33	0
36	Moore	CHI	215	19	11.3	30	1
37	*Golden	GB	212	14	15.1	46	0
38	Barner (TE)	SEA	205	17	12.1	61	4
39	Irving (RB)	TB	193	19	10.2	72t	2
40	Ertz (TE)	WAS	192	20	9.6	20t	3
41t	Flournoy	DAL	179	13	13.8	46	0
41t	McCaffrey	WAS	179	8	22.4	50	3
43	Jacobs (RB)	GB	176	15	11.7	31	0
44t	Otton (TE)	TB	166	15	11.1	27	0
44t	Slayton	NYG	166	12	13.8	52	0
46	Atwell	LAR	164	4	41.0	88t	1
47	Turpin	DAL	159	11	14.5	37	1
48t	Addison	MIN	155	9	17.2	81	1
48t	*Skattebo (RB)	NYG	155	20	7.8	21	0
48t	K. Williams (RB)	LAR	155	18	8.6	30	3

# 2025 NATIONAL FOOTBALL LEAGUE

## NFC THIRD-DOWN RECEIVING LEADERS

RANK	PLAYER	TEAM	REC	YDS	AVG	LONG	TD
1	Nacua	LAR	14	186	13.3	31	0
2	Robinson	NYG	12	152	12.7	50	0
3t	Pickens	DAL	11	191	17.4	45	1
3t	D. Smith	PHI	11	173	15.7	52	0
3t	St. Brown	DET	11	92	8.4	25	3
3t	Olave	NO	11	79	7.2	17	1
7t	Odunze	CHI	10	181	18.1	37	3
7t	Smith-Njigba	SEA	10	124	12.4	36	0
7t	McBride (TE)	ARI	10	122	12.2	26	1
10t	*Egbuka	TB	9	155	17.2	57	3
10t	McCaffrey (RB)	SF	9	111	12.3	29	1
10t	*McMillan	CAR	9	100	11.1	29	0
10t	Zaccheaus	CHI	9	71	7.9	14	0
10t	Ferguson (TE)	DAL	9	52	5.8	17	0
15	Kupp	SEA	8	72	9.0	17	1
16t	Adams	LAR	7	100	14.3	26	1
16t	Pitts (TE)	ATL	7	93	13.3	26	0
16t	A. Brown	PHI	7	87	12.4	25	0
16t	Johnson (TE)	NO	7	73	10.4	19	1
16t	Renfrow	CAR	7	45	6.4	10	0
16t	Gibbs (RB)	DET	7	26	3.7	8	0
22t	J. Williams	DET	6	117	19.5	44t	2
22t	Pearsall	SF	6	109	18.2	31	0
22t	Robinson (RB)	ATL	6	92	15.3	25	0
22t	LaPorta (TE)	DET	6	67	11.2	16	0
22t	Samuel	WAS	6	67	11.2	21	0
22t	Shepard	TB	6	60	10.0	16	0
28t	*Golden	GB	5	157	31.4	46	0
28t	Jennings	SF	5	103	20.6	42t	1
28t	Harrison	ARI	5	76	15.2	21	0
28t	Kamara (RB)	NO	5	54	10.8	22	0
28t	D. London	ATL	5	46	9.2	20	1
28t	Tremble (TE)	CAR	5	44	8.8	16	0
28t	Dortch	ARI	5	42	8.4	15	0
28t	Barner (TE)	SEA	5	35	7.0	19	1
36t	Lamb	DAL	4	88	22.0	32	0
36t	Jefferson	MIN	4	70	17.5	38	1
36t	T. Johnson (TE)	NYG	4	61	15.3	22	1
36t	Doubs	GB	4	58	14.5	18	1
36t	Kraft (TE)	GB	4	51	12.8	16	1
36t	Turpin	DAL	4	46	11.5	16	1
36t	Wicks	GB	4	44	11.0	16	0
36t	Tolbert	DAL	4	42	10.5	19	0
36t	Tonges (TE)	SF	4	33	8.3	14	1
36t	*Skattebo (RB)	NYG	4	28	7.0	16	0
36t	Mi. Wilson	ARI	4	21	5.3	6	0
36t	Barkley (RB)	PHI	4	14	3.5	10	0
48t	Swift (RB)	CHI	3	98	32.7	55t	1
48t	Dotson	PHI	3	59	19.7	51	0
48t	Flournoy	DAL	3	50	16.7	40	0
48t	Humphrey	NYG	3	49	16.3	34	0
48t	Mooney	ATL	3	48	16.0	21	0
48t	Bourne	SF	3	45	15.0	18	0
48t	McCloud	ATL	3	35	11.7	14	0
48t	Shaheed	NO	3	31	10.3	15	0

# 2025 NATIONAL FOOTBALL LEAGUE

---

## NFC THIRD-DOWN RECEIVING LEADERS

RANK	PLAYER	TEAM	REC	YDS	AVG	LONG	TD
48t	*Horton	SEA	3	30	10.0	11	0
48t	Thielen	MIN	3	30	10.0	19	0
48t	Ertz (TE)	WAS	3	29	9.7	10	0
48t	McNichols (RB)	WAS	3	29	9.7	15	0
48t	Moore	CHI	3	27	9.0	12	0
48t	Benson (RB)	ARI	3	23	7.7	12	0
48t	Goedert (TE)	PHI	3	21	7.0	9	0
48t	K. Williams (RB)	LAR	3	21	7.0	9	0
48t	Montgomery (RB)	DET	3	20	6.7	7	0
48t	Charbonnet (RB)	SEA	3	17	5.7	12	0
48t	*Lane	WAS	3	16	5.3	16	0
48t	White (RB)	TB	3	16	5.3	12	0

# 2025 NATIONAL FOOTBALL LEAGUE

## NFC LEADING SCORERS (NON-KICKING)

RANK	PLAYER	TEAM	POS	TOUCHDOWNS					X2	PTS
				TOTAL	RUSH	REC	RET	KOREC		
1t	Jacobs	GB	RB	6	6	0	0	0	0	36
1t	Pickens	DAL	WR	6	0	6	0	0	0	36
1t	St. Brown	DET	WR	6	0	6	0	0	0	36
1t	J. Williams	DAL	RB	6	5	1	0	0	0	36
5t	*Egbuka	TB	WR	5	0	5	0	0	1	32
5t	*Skattebo	NYG	RB	5	5	0	0	0	1	32
7t	Gibbs	DET	RB	5	4	1	0	0	0	30
7t	Goedert	PHI	TE	5	0	5	0	0	0	30
7t	Hurts	PHI	QB	5	5	0	0	0	0	30
7t	Odunze	CHI	WR	5	0	5	0	0	0	30
7t	K. Williams	LAR	RB	5	2	3	0	0	0	30
12t	Barkley	PHI	RB	4	3	1	0	0	0	24
12t	Barner	SEA	TE	4	0	4	0	0	0	24
12t	*Croskey-Merritt	WAS	RB	4	4	0	0	0	0	24
12t	Doubs	GB	WR	4	0	4	0	0	0	24
12t	Ferguson	DAL	TE	4	0	4	0	0	0	24
12t	*Horton	SEA	WR	4	0	3	1	0	0	24
12t	McCaffrey	SF	RB	4	1	3	0	0	0	24
12t	Montgomery	DET	RB	4	4	0	0	0	0	24
12t	Samuel	WAS	WR	4	1	3	0	0	0	24
12t	White	TB	RB	4	4	0	0	0	0	24
22t	Ertz	WAS	TE	3	0	3	0	0	1	20
22t	McCaffrey	WAS	WR	3	0	3	0	0	1	20
24t	Adams	LAR	WR	3	0	3	0	0	0	18
24t	Allgeier	ATL	RB	3	3	0	0	0	0	18
24t	Charbonnet	SEA	RB	3	3	0	0	0	0	18
24t	Dowdle	CAR	RB	3	2	1	0	0	0	18
24t	T. Johnson	NYG	TE	3	0	3	0	0	0	18
24t	Kraft	GB	TE	3	0	3	0	0	0	18
24t	Mason	MIN	RB	3	3	0	0	0	0	18
24t	Nacua	LAR	WR	3	1	2	0	0	0	18
24t	Robinson	ATL	RB	3	2	1	0	0	0	18
24t	Smith-Njigba	SEA	WR	3	0	3	0	0	0	18
24t	Swift	CHI	RB	3	2	1	0	0	0	18
24t	Tonges	SF	TE	3	0	3	0	0	0	18
24t	Walker	SEA	RB	3	3	0	0	0	0	18
37t	Allen	LAR	TE	2	0	2	0	0	0	12
37t	J. Conner	ARI	RB	2	1	1	0	0	0	12
37t	*Dart	NYG	QB	2	2	0	0	0	0	12
37t	*M. Evans	CAR	TE	2	0	2	0	0	0	12
37t	Harrison	ARI	WR	2	0	2	0	0	0	12
37t	Hubbard	CAR	RB	2	0	2	0	0	0	12
37t	Irving	TB	RB	2	0	2	0	0	0	12
37t	Knight	ARI	RB	2	2	0	0	0	0	12
37t	LaPorta	DET	TE	2	0	2	0	0	0	12
37t	D. London	ATL	WR	2	0	2	0	0	0	12

# 2025 NATIONAL FOOTBALL LEAGUE

## NFC LEADING SCORERS (NON-KICKING)

RANK	PLAYER	TEAM	POS	TOUCHDOWNS					X2	PTS
				TOTAL	RUSH	REC	RET	KOREC		
37t	McBride	ARI	TE	2	0	2	0	0	0	12
37t	*McMillan	CAR	WR	2	0	2	0	0	0	12
37t	Nabers	NYG	WR	2	0	2	0	0	0	12
37t	Oliver	MIN	TE	2	0	2	0	0	0	12
37t	Renfrow	CAR	WR	2	0	2	0	0	0	12
37t	Robinson	NYG	WR	2	0	2	0	0	0	12
37t	Rodgers	MIN	CB	2	0	0	2	0	0	12
37t	Shaheed	NO	WR	2	0	2	0	0	0	12
37t	*TeSlaa	DET	WR	2	0	2	0	0	0	12
37t	Ca. Williams	CHI	QB	2	2	0	0	0	0	12
37t	J. Williams	DET	WR	2	0	2	0	0	0	12
37t	Wright	DET	TE	2	0	2	0	0	0	12

# 2025 NATIONAL FOOTBALL LEAGUE

## NFC LEADING SCORERS (KICKING)

RANK	PLAYER	TEAM	PAT	FG	FG%	LONG	PTS
1	Aubrey	DAL	18/19	12/12	100.0%	64	54
2	McLaughlin	TB	14/15	13/17	76.5%	65	53
3t	Myers	SEA	19/19	11/14	78.6%	56	52
3t	Pineiro	SF	7/8	15/15	100.0%	59	52
5	Grupe	NO	9/9	14/19	73.7%	54	51
6	Gay	WAS	16/16	10/14	71.4%	56	46
7	Bates	DET	24/24	7/9	77.8%	58	45
8t	Karty	LAR	14/16	10/14	71.4%	51	44
8t	Ryland	ARI	14/14	10/12	83.3%	57	44
10	*Fitzgerald	CAR	12/13	10/11	90.9%	57	42
11	Reichard	MIN	11/11	8/9	88.9%	62	35
12	Elliott	PHI	16/16	6/6	100.0%	58	34
13t	McManus	GB	11/12	7/9	77.8%	56	32
13t	Romo	ATL	8/8	8/11	72.7%	54	32
15	Santos	CHI	11/11	6/7	85.7%	52	29
16	Gano	NYG	4/4	6/6	100.0%	55	22
17	Moody	SF-CHI	3/3	5/8	62.5%	48	18
18	McAtamney	NYG	7/8	2/2	100.0%	31	13
19	Havrisik	GB	3/3	2/2	100.0%	43	9
20	Koo	ATL-NYG	2/2	2/3	66.7%	41	8
21	Gillan	NYG	0/1	0/0	---	---	0

# 2025 NATIONAL FOOTBALL LEAGUE

---

## NFC TOUCHBACKS ON KICKOFFS

RANK	PLAYER	TEAM	TB
1	Aubrey	DAL	13
2t	Gay	WAS	7
2t	Karty	LAR	7
4t	McManus	GB	6
4t	Myers	SEA	6
4t	Pineiro	SF	6
7t	Bates	DET	5
7t	Fitzgerald	CAR	5
7t	Grupe	NO	5
10t	Moody	SF-CHI	4
10t	Reichard	MIN	4
12t	Evans	LAR	3
12t	Ryland	ARI	3
14t	Havrisik	GB	2
14t	McAtamney	NYG	2
14t	Pinion	ATL	2
14t	Santos	CHI	2
18t	Elliott	PHI	1
18t	Gillan	NYG	1
18t	Koo	ATL-NYG	1
18t	McLaughlin	TB	1

# 2025 NATIONAL FOOTBALL LEAGUE

## NFC MOST YARDS FROM SCRIMMAGE

RANK	PLAYER	TEAM	POS	TOTAL			RUSHING			RECEIVING		
				YDS	PLAYS	AVG	YDS	ATT	AVG	YDS	ATT	AVG
1	Robinson	ATL	RB	822	107	7.7	484	83	5.8	338	24	14.1
2	McCaffrey	SF	RB	780	154	5.1	336	108	3.1	444	46	9.7
3	Smith-Njigba	SEA	WR	707	45	15.7	11	3	3.7	696	42	16.6
4	Nacua	LAR	WR	668	57	11.7	52	3	17.3	616	54	11.4
5	Dowdle	CAR	RB	576	93	6.2	472	81	5.8	104	12	8.7
6	K. Williams	LAR	RB	573	113	5.1	418	95	4.4	155	18	8.6
7	J. Williams	DAL	RB	559	114	4.9	476	92	5.2	83	22	3.8
8	Jacobs	GB	RB	535	113	4.7	359	98	3.7	176	15	11.7
9	Pickens	DAL	WR	525	32	16.4	0	0	---	525	32	16.4
10	Gibbs	DET	RB	502	110	4.6	390	87	4.5	112	23	4.9
11	*Skattebo	NYG	RB	493	102	4.8	338	82	4.1	155	20	7.8
12	*Egbuka	TB	WR	478	29	16.5	9	2	4.5	469	27	17.4
13	Barkley	PHI	RB	462	114	4.1	325	95	3.4	137	19	7.2
14	St. Brown	DET	WR	461	47	9.8	9	3	3.0	452	44	10.3
15	Jefferson	MIN	WR	453	30	15.1	4	1	4.0	449	29	15.5
16	Swift	CHI	RB	447	85	5.3	295	70	4.2	152	15	10.1
17	Kamara	NO	RB	436	105	4.2	314	83	3.8	122	22	5.5
18	Irving	TB	RB	430	90	4.8	237	71	3.3	193	19	10.2
19	D. London	ATL	WR	427	34	12.6	0	0	---	427	34	12.6
20	Walker	SEA	RB	425	86	4.9	364	78	4.7	61	8	7.6
21	Montgomery	DET	RB	412	74	5.6	334	65	5.1	78	9	8.7
22	*Croskey-Merritt	WAS	RB	405	66	6.1	344	60	5.7	61	6	10.2
23	Adams	LAR	WR	396	26	15.2	0	0	---	396	26	15.2
24	*McMillan	CAR	WR	380	27	14.1	0	0	---	380	27	14.1
25	Bourne	SF	WR	371	23	16.1	0	0	---	371	23	16.1
26	Samuel	WAS	WR	360	42	8.6	45	8	5.6	315	34	9.3
27	Mason	MIN	RB	357	78	4.6	323	69	4.7	34	9	3.8
28	Robinson	NYG	WR	353	30	11.8	2	1	2.0	351	29	12.1
29	McBride	ARI	TE	347	37	9.4	0	0	---	347	37	9.4
30	Olave	NO	WR	342	39	8.8	0	0	---	342	39	8.8
31	Harrison	ARI	WR	338	22	15.4	0	0	---	338	22	15.4
32	Odunze	CHI	WR	328	22	14.9	0	0	---	328	22	14.9
33	LaPorta	DET	TE	324	26	12.5	0	0	---	324	26	12.5
34	Pearsall	SF	WR	323	21	15.4	-4	1	-4.0	327	20	16.4
35t	Shaheed	NO	WR	321	28	11.5	5	2	2.5	316	26	12.2
35t	D. Smith	PHI	WR	321	29	11.1	0	0	---	321	29	11.1
37	Hubbard	CAR	RB	311	66	4.7	217	53	4.1	94	13	7.2
38	Ferguson	DAL	TE	305	44	6.9	0	0	---	305	44	6.9
39	White	TB	RB	299	69	4.3	214	54	4.0	85	15	5.7
40	J. Williams	DET	WR	290	20	14.5	1	3	0.3	289	17	17.0
41	A. Brown	PHI	WR	274	25	11.0	0	0	---	274	25	11.0
42t	Kraft	GB	TE	271	19	14.3	3	1	3.0	268	18	14.9
42t	Nabers	NYG	WR	271	18	15.1	0	0	---	271	18	15.1
44	Kupp	SEA	WR	261	23	11.3	0	0	---	261	23	11.3
45	*Golden	GB	WR	257	22	11.7	45	8	5.6	212	14	15.1
46t	Goedert	PHI	TE	243	24	10.1	0	0	---	243	24	10.1
46t	Shepard	TB	WR	243	21	11.6	1	2	0.5	242	19	12.7
48	Moore	CHI	WR	240	27	8.9	25	8	3.1	215	19	11.3
49	Johnson	NO	TE	236	26	9.1	0	0	---	236	26	9.1
50	Doubs	GB	WR	234	18	13.0	0	0	---	234	18	13.0

# 2025 NATIONAL FOOTBALL LEAGUE

## NFC LEADERS IN FIRST DOWNS

RANK	PLAYER	TEAM	POS	TOTAL	RUSH	REC
1	McCaffrey	SF	RB	39	20	19
2	Nacua	LAR	WR	34	1	33
3	K. Williams	LAR	RB	33	26	7
4	*Skattebo	NYG	RB	32	24	8
5t	Robinson	ATL	RB	30	19	11
5t	Smith-Njigba	SEA	WR	30	0	30
5t	J. Williams	DAL	RB	30	26	4
8	St. Brown	DET	WR	29	1	28
9t	Dowdle	CAR	RB	28	22	6
9t	Jacobs	GB	RB	28	22	6
9t	Pickens	DAL	WR	28	0	28
12	Gibbs	DET	RB	26	22	4
13	Swift	CHI	RB	24	19	5
14	*Croskey-Merritt	WAS	RB	23	21	2
15t	Hurts	PHI	QB	22	22	0
15t	*McMillan	CAR	WR	22	0	22
15t	White	TB	RB	22	18	4
18t	Mason	MIN	RB	21	20	1
18t	Montgomery	DET	RB	21	16	5
20t	Barkley	PHI	RB	20	15	5
20t	Kamara	NO	RB	20	15	5
20t	McBride	ARI	TE	20	0	20
23	Walker	SEA	RB	19	17	2
24t	Adams	LAR	WR	18	0	18
24t	*Egbuka	TB	WR	18	0	18
24t	D. London	ATL	WR	18	0	18
24t	Odunze	CHI	WR	18	0	18
24t	Olave	NO	WR	18	0	18
29t	Bourne	SF	WR	17	0	17
29t	Hubbard	CAR	RB	17	12	5
29t	Jefferson	MIN	WR	17	0	17
32t	Pearsall	SF	WR	16	0	16
32t	Samuel	WAS	WR	16	2	14
34t	Doubs	GB	WR	15	0	15
34t	LaPorta	DET	TE	15	0	15
34t	Rattler	NO	QB	15	15	0
34t	D. Smith	PHI	WR	15	0	15
38t	Allgeier	ATL	RB	14	14	0
38t	*Dart	NYG	QB	14	14	0
38t	Goedert	PHI	TE	14	0	14
38t	Harrison	ARI	WR	14	0	14
38t	Irving	TB	RB	14	7	7
38t	Pitts	ATL	TE	14	0	14
38t	Robinson	NYG	WR	14	1	13
38t	J. Williams	DET	WR	14	0	14
46t	Ferguson	DAL	TE	13	0	13
46t	Johnson	NO	TE	13	0	13
46t	Kupp	SEA	WR	13	0	13
46t	Tonges	SF	TE	13	0	13
50t	Barner	SEA	TE	12	2	10
50t	A. Brown	PHI	WR	12	0	12
50t	Flournoy	DAL	WR	12	2	10
50t	Kraft	GB	TE	12	0	12
50t	Shaheed	NO	WR	12	0	12

# 2025 NATIONAL FOOTBALL LEAGUE

## NFC PUNTING YARDS LEADERS

RANK	PLAYER	TEAM	POS	PUNTS	YARDS	LONG	AVG	TB	BLK	DWN	OB	RETURNS		IN20	NET AVG
												TOT	YDS		
1	Mann	PHI	P	30	1578	70	52.6	3	0	1	5	19	265	6	41.8
2	Gillikin	ARI	P	22	1138	63	51.7	2	0	1	1	11	99	8	45.4
3	Whelan	GB	P	16	816	65	51.0	2	0	1	0	8	97	5	42.4
4	Wright	MIN	P	24	1179	77	49.1	0	0	2	1	10	86	6	45.5
5	Evans	LAR	P	17	835	68	49.1	1	0	2	3	8	123	9	40.7
6	Dickson	SEA	P	22	1071	58	48.7	2	0	2	3	10	118	9	41.5
7	Taylor	CHI	P	19	908	62	47.8	1	0	2	5	11	131	5	39.8
8	Martin	CAR	P	17	806	61	47.4	1	0	2	1	12	251	6	31.5
9	Anger	DAL	P	20	941	60	47.1	0	0	1	1	13	126	6	40.8
10	Dixon	TB	P	21	987	62	47.0	2	2	4	2	8	124	7	35.8
11	Way	WAS	P	17	790	64	46.5	2	0	3	0	9	35	9	42.1
12	Fox	DET	P	22	1018	64	46.3	0	0	1	1	11	106	13	41.5
13	*Kroeger	NO	P	20	911	61	45.6	2	1	3	3	9	157	5	34.0
14	Gillan	NYG	P	22	973	69	44.2	2	0	1	1	10	47	9	40.3
15	Morstead	SF	P	17	745	54	43.8	0	0	0	1	9	157	8	34.6
16	Pinion	ATL	P	15	645	59	43.0	0	0	0	2	10	81	5	37.6

# 2025 NATIONAL FOOTBALL LEAGUE

## NFC NET PUNTING YARDS LEADERS

RANK	PLAYER	TEAM	POS	PUNTS	YARDS	LONG	AVG	TB	BLK	DWN	OB	RETURNS		IN20	NET AVG
												TOT	YDS		
1	Wright	MIN	P	24	1179	77	49.1	0	0	2	1	10	86	6	45.5
2	Gillikin	ARI	P	22	1138	63	51.7	2	0	1	1	11	99	8	45.4
3	Whelan	GB	P	16	816	65	51.0	2	0	1	0	8	97	5	42.4
4	Way	WAS	P	17	790	64	46.5	2	0	3	0	9	35	9	42.1
5	Mann	PHI	P	30	1578	70	52.6	3	0	1	5	19	265	6	41.8
6	Dickson	SEA	P	22	1071	58	48.7	2	0	2	3	10	118	9	41.5
7	Fox	DET	P	22	1018	64	46.3	0	0	1	1	11	106	13	41.5
8	Anger	DAL	P	20	941	60	47.1	0	0	1	1	13	126	6	40.8
9	Evans	LAR	P	17	835	68	49.1	1	0	2	3	8	123	9	40.7
10	Gillan	NYG	P	22	973	69	44.2	2	0	1	1	10	47	9	40.3
11	Taylor	CHI	P	19	908	62	47.8	1	0	2	5	11	131	5	39.8
12	Pinion	ATL	P	15	645	59	43.0	0	0	0	2	10	81	5	37.6
13	Dixon	TB	P	21	987	62	47.0	2	2	4	2	8	124	7	35.8
14	Morstead	SF	P	17	745	54	43.8	0	0	0	1	9	157	8	34.6
15	*Kroeger	NO	P	20	911	61	45.6	2	1	3	3	9	157	5	34.0
16	Martin	CAR	P	17	806	61	47.4	1	0	2	1	12	251	6	31.5

# 2025 NATIONAL FOOTBALL LEAGUE

---

## NFC PUNT RETURN LEADERS

RANK	PLAYER	TEAM	POS	RET	FC	YDS	AVG	LONG	TD
1	*Horton	SEA	WR	11	6	171	15.5	95t	1
2	K. Johnson	TB	WR	11	3	165	15.0	54	0
3	*Lane	WAS	WR	13	3	186	14.3	90t	1
4	Shaheed	NO	WR	8	7	112	14.0	40	0
5	Dortch	ARI	WR	9	3	110	12.2	29	0
6	Duvernay	CHI	WR	9	4	103	11.4	22	0
7	Raymond	DET	WR	12	3	125	10.4	65t	1
8	*Price	MIN	WR	17	1	170	10.0	29	0
9	Olszewski	NYG	WR	13	3	121	9.3	21	0
10	Smith	LAR	WR	12	7	109	9.1	20	0
11	Moore	SF	WR	12	2	107	8.9	18	0
12	*Golden	GB	WR	6	2	28	4.7	11	0

# 2025 NATIONAL FOOTBALL LEAGUE

---

## NFC KICKOFF RETURN LEADERS

RANK	PLAYER	TEAM	POS	RET	YDS	AVG	LONG	TD
1	Young	SEA	WR	9	294	32.7	60	0
2	McCaffrey	WAS	WR	16	504	31.5	58	0
3	*Burden	CHI	WR	8	223	27.9	44	0
4	Olszewski	NYG	WR	8	217	27.1	37	0
5	*S. Williams	GB	WR	10	267	26.7	36	0
6	Dortch	ARI	WR	13	342	26.3	36	0
7	Saylors	DET	RB	12	310	25.8	37	0
8	Turpin	DAL	WR	16	405	25.3	45	0
9	Moore	SF	WR	13	329	25.3	38	0
10	Duvernay	CHI	WR	16	400	25.0	34	0
11	Agnew	ATL	WR	7	173	24.7	29	0
12	Miller	NO	RB	15	370	24.7	43	0
13	Holani	SEA	RB	11	270	24.5	33	0
14	Corum	LAR	RB	8	195	24.4	30	0
15	Tucker	TB	RB	17	412	24.2	35	0
16	*Price	MIN	WR	16	383	23.9	32	0
17	Jones	NO	RB	8	183	22.9	30	0
18	Knight	ARI	RB	8	177	22.1	28	0
19	Smith	LAR	WR	10	220	22.0	28	0
20	Bigsby	JAX-PHI	RB	10	207	20.7	31	0
21	*Etienne	CAR	RB	9	183	20.3	35	0

# 2025 NATIONAL FOOTBALL LEAGUE

## NFC INTERCEPTION LEADERS

RANK	PLAYER	TEAM	POS	INT	YARDS	AVG	LONG	TD
1t	Byard	CHI	FS	3	47	15.7	35	0
1t	Joseph	DET	SAF	3	1	0.3	1	0
3t	Bryant	SEA	SAF	2	43	21.5	28	0
3t	Curl	LAR	SAF	2	0	0.0	0	0
3t	Dean	TB	CB	2	61	30.5	55t	1
3t	Edmunds	CHI	MLB	2	0	0.0	0	0
3t	E. Jones	SEA	LB	2	36	18.0	29	0
3t	Kendrick	SEA	CB	2	0	0.0	0	0
3t	McKinstry	NO	CB	2	0	0.0	0	0
3t	Phillips	NYG	CB	2	56	28.0	56	0
3t	Sainristil	WAS	CB	2	23	11.5	23	0
3t	Taylor-Demerson	ARI	SAF	2	18	9.0	18	0
3t	*Watts	ATL	SAF	2	0	0.0	0	0
3t	Wilson	DAL	SAF	2	21	10.5	21	0
15t	Alford	ATL	CB	1	0	0.0	0	0
15t	Anzalone	DET	MLB	1	14	14.0	14	0
15t	Baun	PHI	LB	1	0	0.0	0	0
15t	*Bowman	ATL	SAF	1	0	0.0	0	0
15t	Brisker	CHI	SAF	1	32	32.0	32	0
15t	Browning	ARI	LB	1	4	4.0	4	0
15t	*J. Campbell	PHI	LB	1	0	0.0	0	0
15t	David	TB	OLB	1	3	3.0	3	0
15t	Durant	LAR	CB	1	0	0.0	0	0
15t	Flott	NYG	CB	1	68	68.0	68	0
15t	Ja. Horn	CAR	CB	1	10	10.0	10	0
15t	M. Jackson	CAR	CB	1	54	54.0	54	0
15t	Jobe	SEA	CB	1	0	0.0	0	0
15t	Lake	LAR	SAF	1	0	0.0	0	0
15t	Lawrence	NYG	DT	1	37	37.0	37	0
15t	Malone	ATL	LB	1	6	6.0	6	0
15t	McKinney	GB	SAF	1	0	0.0	0	0
15t	Metellus	MIN	SAF	1	0	0.0	0	0
15t	*Mukuba	PHI	SAF	1	41	41.0	41	0
15t	Reed	DET	CB	1	34	34.0	34	0
15t	Robertson	DET	CB	1	2	2.0	2	0
15t	Rodgers	MIN	CB	1	87	87.0	87t	1
15t	*Sanker	NO	SAF	1	0	0.0	0	0
15t	Smith-Wade	CAR	CB	1	11	11.0	11t	1
15t	Stevenson	CHI	CB	1	3	3.0	3	0
15t	Vildor	TB	CB	1	13	13.0	13	0
15t	E. Williams	GB	SAF	1	0	0.0	0	0
15t	Ma. Wilson	ARI	LB	1	9	9.0	9	0
15t	Wonnum	CAR	LB	1	0	0.0	0	0
15t	N. Wright	CHI	CB	1	74	74.0	74t	1

# 2025 NATIONAL FOOTBALL LEAGUE

## NFC SACK LEADERS

RANK	PLAYER	TEAM	POS	SACKS
1	Young	LAR	LB	7.5
2	Burns	NYG	LB	7.0
3	Hutchinson	DET	DE	6.0
4	Armstrong	WAS	DE	5.5
5	Sweat	ARI	OLB	5.0
6t	Gary	GB	DE	4.5
6t	Granderson	NO	DE	4.5
6t	Muhammad	DET	DE	4.5
6t	Murphy	SEA	DT	4.5
10	Nwosu	SEA	LB	4.0
11t	Houston	DAL	DE	3.5
11t	Miller	WAS	OLB	3.5
13t	Campbell	ARI	DE	3.0
13t	Diaby	TB	LB	3.0
13t	Huff	SF	DE	3.0
13t	Redmond	MIN	DL	3.0
13t	Verse	LAR	LB	3.0
13t	Williams	SEA	DE	3.0
19t	David	TB	OLB	2.5
19t	Dexter	CHI	DT	2.5
19t	Z. Harrison	ATL	DE	2.5
19t	Jordan	NO	DE	2.5
19t	Parsons	GB	DE-LB	2.5
19t	Thibodeaux	NYG	LB	2.5
19t	Vea	TB	DT	2.5
26t	Barnes	DET	LB	2.0
26t	Baun	PHI	LB	2.0
26t	Bosa	SF	DE	2.0
26t	Browning	ARI	LB	2.0
26t	Campbell	DET	LB	2.0
26t	Davis	PHI	DT	2.0
26t	Hargrave	MIN	NT	2.0
26t	Lawrence	SEA	DE	2.0
26t	Luvu	WAS	LB	2.0
26t	McCullough	LAR	SAF	2.0
26t	Ojomo	PHI	DT	2.0
26t	Thomas	SEA	LB	2.0
26t	Van Ginkel	MIN	OLB	2.0
26t	Wagner	WAS	MLB	2.0
26t	Werner	NO	LB	2.0
26t	Wyatt	GB	DT	2.0
42t	Anzalone	DET	MLB	1.5
42t	K. Clark	DAL	NT	1.5
42t	Dorlus	ATL	DE	1.5
42t	Elliss	ATL	LB	1.5
42t	Floyd	ATL	DE	1.5
42t	Orhororo	ATL	DT	1.5
42t	Reddick	TB	OLB	1.5
42t	Robinson	CHI	DE	1.5
42t	Z. Smith	PHI	DE	1.5
42t	Turner	LAR	DE	1.5
42t	Van Ness	GB	DE	1.5

# 2025 NATIONAL FOOTBALL LEAGUE

## NFC LEADERS IN FUMBLE RECOVERIES

RANK	PLAYER	TEAM	POS	TOTAL	OWN TEAM	OPP TEAM
1t	Landman	LAR	LB	2	0	2
1t	McCarthy	MIN	QB	2	2	0
1t	Prescott	DAL	QB	2	2	0
1t	Stafford	LAR	QB	2	2	0
1t	White	TB	RB	2	2	0
1t	Ca. Williams	CHI	QB	2	2	0
1t	Wilson	NYG	QB	2	2	0
8t	Agnew	ATL	WR	1	1	0
8t	Allen	MIN	DE	1	0	1
8t	Barton	TB	OT	1	1	0
8t	Benson	ARI	RB	1	0	1
8t	Bosa	SF	DE	1	0	1
8t	Brandel	MIN	OG	1	1	0
8t	Browning	ARI	LB	1	0	1
8t	Calcaterra	PHI	TE	1	1	0
8t	Campbell	DET	LB	1	0	1
8t	*Collins	SF	DT	1	0	1
8t	Collins	ARI	LB	1	0	1
8t	Cropper	DAL	WR	1	1	0
8t	Daniels	WAS	QB	1	1	0
8t	D. Davis	NO	OLB	1	0	1
8t	Davis	LAR	DE	1	0	1
8t	Deablo	ATL	LB	1	0	1
8t	Dowdle	CAR	RB	1	1	0
8t	Farrell	SF	TE	1	1	0
8t	Fiske	LAR	DE	1	0	1
8t	Ford	ATL	CB	1	0	1
8t	Froholdt	ARI	C	1	1	0
8t	Gibbs	DET	RB	1	1	0
8t	Gipson	SF	LB-DE	1	0	1
8t	Gordon	CHI	CB	1	0	1
8t	Hamilton	WAS	CB	1	1	0
8t	Hellams	ATL	SAF	1	0	1
8t	Houston	DAL	DE	1	0	1
8t	Howden	NO	SAF	1	0	1
8t	Hurts	PHI	QB	1	1	0
8t	T. Jackson	MIN	SAF	1	0	1
8t	Jacobs	GB	RB	1	1	0
8t	Jones	SF	QB	1	1	0
8t	Jordan	NO	DE	1	0	1
8t	Lake	LAR	SAF	1	0	1
8t	*Lane	WAS	WR	1	1	0
8t	Lattimore	WAS	CB	1	0	1
8t	Legette	CAR	WR	1	1	0
8t	Mayfield	TB	QB	1	1	0
8t	McCaffrey	SF	RB	1	1	0
8t	McCoy	NO	C	1	1	0
8t	Mitchell	PHI	CB	1	0	1
8t	*Monangai	CHI	RB	1	1	0
8t	Moore	SF	WR	1	1	0
8t	Nowaske	DET	LB	1	0	1
8t	Okudah	MIN	CB	1	0	1
8t	Oliver	MIN	TE	1	1	0
8t	Penix	ATL	QB	1	1	0
8t	Phillips	NYG	CB	1	0	1

# 2025 NATIONAL FOOTBALL LEAGUE

---

## NFC LEADERS IN FUMBLE RECOVERIES

RANK	PLAYER	TEAM	POS	TOTAL	OWN TEAM	OPP TEAM
8t	Reed	DET	CB	1	0	1
8t	Richardson	CAR	SAF	1	0	1
8t	Ringo	PHI	CB	1	0	1
8t	Robinson	ATL	RB	1	1	0
8t	Rodgers	MIN	CB	1	0	1
8t	Ruiz	NO	OG	1	1	0
8t	Samuel	WAS	WR	1	1	0
8t	*Sanker	NO	SAF	1	0	1
8t	Saubert	SEA	TE	1	1	0
8t	*Sigle	SF	SAF	1	0	1
8t	T. Smith	TB	SAF	1	0	1
8t	Thomas	NYG	OT	1	1	0
8t	Vea	TB	DT	1	0	1
8t	Ward	MIN	SAF	1	0	1
8t	Warner	SF	MLB	1	0	1
8t	Werner	NO	LB	1	0	1
8t	Whittington	LAR	WR	1	1	0
8t	S. Williams	DAL	DE	1	0	1
8t	N. Wright	CHI	CB	1	0	1

# 2025 NATIONAL FOOTBALL LEAGUE

## NFC LEADERS IN RECOVERIES OF FUMBLES BY OWN TEAM

RANK	PLAYER	TEAM	POS	REC	YARDS	AVG	LONG	TD
1t	McCarthy	MIN	QB	2	0	0.0	0	0
1t	Prescott	DAL	QB	2	0	0.0	0	0
1t	Stafford	LAR	QB	2	0	0.0	0	0
1t	White	TB	RB	2	0	0.0	0	0
1t	Ca. Williams	CHI	QB	2	0	0.0	0	0
1t	Wilson	NYG	QB	2	0	0.0	0	0
7t	Agnew	ATL	WR	1	0	0.0	0	0
7t	Barton	TB	OT	1	0	0.0	0	0
7t	Brandel	MIN	OG	1	0	0.0	0	0
7t	Calcaterra	PHI	TE	1	0	0.0	0	0
7t	Cropper	DAL	WR	1	0	0.0	0	0
7t	Daniels	WAS	QB	1	0	0.0	0	0
7t	Dowdle	CAR	RB	1	-1	-1.0	-1	0
7t	Farrell	SF	TE	1	0	0.0	0	0
7t	Froholdt	ARI	C	1	0	0.0	0	0
7t	Gibbs	DET	RB	1	0	0.0	0	0
7t	Hamilton	WAS	CB	1	3	3.0	3	0
7t	Hurts	PHI	QB	1	-3	-3.0	-3	0
7t	Jacobs	GB	RB	1	0	0.0	0	0
7t	Jones	SF	QB	1	0	0.0	0	0
7t	*Lane	WAS	WR	1	0	0.0	0	0
7t	Legette	CAR	WR	1	0	0.0	0	0
7t	Mayfield	TB	QB	1	0	0.0	0	0
7t	McCaffrey	SF	RB	1	0	0.0	0	0
7t	McCoy	NO	C	1	0	0.0	0	0
7t	*Monangai	CHI	RB	1	1	1.0	1	0
7t	Moore	SF	WR	1	0	0.0	0	0
7t	Oliver	MIN	TE	1	0	0.0	0	0
7t	Penix	ATL	QB	1	0	0.0	0	0
7t	Robinson	ATL	RB	1	0	0.0	0	0
7t	Ruiz	NO	OG	1	0	0.0	0	0
7t	Samuel	WAS	WR	1	0	0.0	0	0
7t	Saubert	SEA	TE	1	0	0.0	0	0
7t	Thomas	NYG	OT	1	0	0.0	0	0
7t	Whittington	LAR	WR	1	0	0.0	0	0

# 2025 NATIONAL FOOTBALL LEAGUE

## NFC LEADERS IN RECOVERIES OF FUMBLES BY OPPOSING TEAM

RANK	PLAYER	TEAM	POS	REC	YARDS	AVG	LONG	TD
1	Landman	LAR	LB	2	0	0.0	0	0
2t	Allen	MIN	DE	1	0	0.0	0	0
2t	Benson	ARI	RB	1	0	0.0	0	0
2t	Bosa	SF	DE	1	0	0.0	0	0
2t	Browning	ARI	LB	1	0	0.0	0	0
2t	Campbell	DET	LB	1	2	2.0	2	0
2t	*Collins	SF	DT	1	0	0.0	0	0
2t	Collins	ARI	LB	1	3	3.0	3t	1
2t	D. Davis	NO	OLB	1	0	0.0	0	0
2t	Davis	LAR	DE	1	0	0.0	0	0
2t	Deablo	ATL	LB	1	0	0.0	0	0
2t	Fiske	LAR	DE	1	0	0.0	0	0
2t	Ford	ATL	CB	1	0	0.0	0	0
2t	Gipson	SF	LB-DE	1	0	0.0	0	0
2t	Gordon	CHI	CB	1	0	0.0	0	0
2t	Hellams	ATL	SAF	1	0	0.0	0	0
2t	Houston	DAL	DE	1	0	0.0	0	0
2t	Howden	NO	SAF	1	86	86.0	86t	1
2t	T. Jackson	MIN	SAF	1	9	9.0	9	0
2t	Jordan	NO	DE	1	0	0.0	0	0
2t	Lake	LAR	SAF	1	20	20.0	20	0
2t	Lattimore	WAS	CB	1	0	0.0	0	0
2t	Mitchell	PHI	CB	1	6	6.0	6	0
2t	Nowaske	DET	LB	1	0	0.0	0	0
2t	Okudah	MIN	CB	1	0	0.0	0	0
2t	Phillips	NYG	CB	1	0	0.0	0	0
2t	Reed	DET	CB	1	3	3.0	3	0
2t	Richardson	CAR	SAF	1	0	0.0	0	0
2t	Ringo	PHI	CB	1	0	0.0	0	0
2t	Rodgers	MIN	CB	1	66	66.0	66t	1
2t	*Sanker	NO	SAF	1	27	27.0	27	0
2t	*Sigle	SF	SAF	1	0	0.0	0	0
2t	T. Smith	TB	SAF	1	0	0.0	0	0
2t	Vea	TB	DT	1	0	0.0	0	0
2t	Ward	MIN	SAF	1	0	0.0	0	0
2t	Warner	SF	MLB	1	0	0.0	0	0
2t	Werner	NO	LB	1	0	0.0	0	0
2t	S. Williams	DAL	DE	1	0	0.0	0	0
2t	N. Wright	CHI	CB	1	0	0.0	0	0

# 2025 NATIONAL FOOTBALL LEAGUE

## NFL LEADING PASSERS

RANK	PLAYER	TEAM	ATT	COMP	COMP%	YDS	YPA	TD	TD%	LONG	INT	INT%	RATING
1	Goff	DET	174	132	75.9%	1390	7.99	14	8.0%	64	2	1.1%	120.6
2	Darnold	SEA	161	114	70.8%	1541	9.57	11	6.8%	61t	3	1.9%	116.0
3	Maye	NE	179	131	73.2%	1522	8.50	10	5.6%	55	2	1.1%	112.5
4	Love	GB	147	103	70.1%	1259	8.56	9	6.1%	57	2	1.4%	110.9
5	Mayfield	TB	195	129	66.2%	1539	7.89	12	6.2%	77t	1	0.5%	108.5
6	Stafford	LAR	209	139	66.5%	1684	8.06	12	5.7%	88t	2	1.0%	106.2
7	Rodgers	PIT	138	95	68.8%	1021	7.40	10	7.2%	80t	3	2.2%	105.4
8	Prescott	DAL	229	164	71.6%	1617	7.06	13	5.7%	46	3	1.3%	104.6
9	D. Jones	IND	180	129	71.7%	1502	8.34	8	4.4%	75	3	1.7%	104.4
10	Allen	BUF	178	122	68.5%	1397	7.85	11	6.2%	51	4	2.2%	103.1
11	Stroud	HOU	144	102	70.8%	1076	7.47	8	5.6%	50t	3	2.1%	102.1
12	Hurts	PHI	172	117	68.0%	1172	6.81	8	4.7%	52	1	0.6%	100.2
13	Wentz	MIN	100	69	69.0%	759	7.59	5	5.0%	81	2	2.0%	99.5
14	Mahomes	KC	213	138	64.8%	1514	7.11	11	5.2%	49t	2	0.9%	99.0
15	Daniels	WAS	124	77	62.1%	875	7.06	7	5.6%	50	1	0.8%	98.7
16	Ca. Williams	CHI	159	98	61.6%	1179	7.42	9	5.7%	65t	2	1.3%	98.0
17	Herbert	LAC	216	146	67.6%	1493	6.91	10	4.6%	60t	4	1.9%	94.9
18	Fields	NYJ	123	80	65.0%	799	6.50	4	3.3%	33t	0	0.0%	94.2
19	Jones	SF	168	113	67.3%	1252	7.45	6	3.6%	56	3	1.8%	93.7
20	Tagovailoa	MIA	182	127	69.8%	1213	6.66	11	6.0%	47	7	3.8%	92.1
21	Rattler	NO	203	139	68.5%	1217	6.00	6	3.0%	87t	1	0.5%	91.9
22	Murray	ARI	161	110	68.3%	962	5.98	6	3.7%	45	3	1.9%	88.6
23	Nix	DEN	206	133	64.6%	1277	6.20	9	4.4%	52t	4	1.9%	88.2
24	Penix	ATL	157	98	62.4%	1168	7.44	4	2.5%	69	3	1.9%	85.6
25	Young	CAR	199	123	61.8%	1150	5.78	10	5.0%	40	5	2.5%	84.0
26	Lawrence	JAX	211	129	61.1%	1324	6.27	8	3.8%	46	5	2.4%	81.9
27	Wilson	NYG	112	66	58.9%	786	7.02	3	2.7%	52	3	2.7%	78.2
28	G. Smith	LV	186	123	66.1%	1350	7.26	7	3.8%	61t	10	5.4%	77.6
29	Browning	CIN	124	80	64.5%	757	6.10	6	4.8%	64t	8	6.5%	70.5
30	*C. Ward	TEN	202	111	55.0%	1101	5.45	3	1.5%	47	4	2.0%	67.3
31	Flacco	CLE-CIN	205	122	59.5%	1034	5.04	4	2.0%	35	6	2.9%	67.0

# 2025 NATIONAL FOOTBALL LEAGUE

## NFL LEADING PASSERS, RANKS

PLAYER	TEAM	ATT	COMP	COMP%	YDS	YPA	TD	TD%	INT	INT%	RATING
Goff	DET	17	7	1	10	6	1	1	6t	9	1
Darnold	SEA	20t	18	6	3	1	5t	3	13t	16t	2
Maye	NE	15	8	2	5	3	9t	12	6t	8	3
Love	GB	24	22	7	14	2	14t	6	6t	12	4
Mayfield	TB	11	9t	18	4	7	3t	5	2t	3	5
Stafford	LAR	5	3t	17	1	5	3t	8	6t	7	6
Rodgers	PIT	26	26	10	25	14	9t	2	13t	23	7
Prescott	DAL	1	1	4	2	17	2	9	13t	11	8
D. Jones	IND	14	9t	3	7	4	17t	20	13t	13	9
Allen	BUF	16	15t	11	9	8	5t	4	22t	24	10
Stroud	HOU	25	23	5	23	10	17t	13	13t	22	11
Hurts	PHI	18	17	14	19	21	17t	18	2t	4	12
Wentz	MIN	31	30	9	31	9	27	16	6t	21	13
Mahomes	KC	3	5	21	6	16	5t	14	6t	6	14
Daniels	WAS	27t	29	25	27	18	21t	11	2t	5	15
Ca. Williams	CHI	22	24t	27	18	13	14t	10	6t	10	16
Herbert	LAC	2	2	15	8	20	9t	19	22t	15	17
Fields	NYJ	29	27t	20	29	23	28t	26	1	1	18
Jones	SF	19	19	16	15	11	23t	25	13t	14	19
Tagovailoa	MIA	13	12	8	17	22	5t	7	29	29	20
Rattler	NO	8	3t	12	16	27	23t	27	2t	2	21
Murray	ARI	20t	21	13	26	28	23t	24	13t	16t	22
Nix	DEN	6	6	22	13	25	14t	21	22t	19	23
Penix	ATL	23	24t	24	20	12	28t	29	13t	18	24
Young	CAR	10	13t	26	21	29	9t	15	26t	26	25
Lawrence	JAX	4	9t	28	12	24	17t	22	26t	25	26
Wilson	NYG	30	32	30	30	19	33t	28	13t	27	27
G. Smith	LV	12	13t	19	11	15	21t	23	31	30	28
Browning	CIN	27t	27t	23	32	26	23t	17	30	31	29
*C. Ward	TEN	9	20	31	22	30	33t	31	22t	20	30
Flacco	CLE-CIN	7	15t	29	24	31	28t	30	28	28	31

# 2025 NATIONAL FOOTBALL LEAGUE

## NFL FOURTH-QUARTER PASSING LEADERS

RANK	PLAYER	TEAM	ATT	COMP	COMP%	YDS	YPA	TD	TD%	INT	INT%	RATING
1	L. Jackson	BAL	16	11	68.8%	192	12.00	3	18.8%	0	0.0%	149.0
2	Daniels	WAS	33	22	66.7%	256	7.76	4	12.1%	0	0.0%	129.5
3	T. Taylor	NYJ	26	19	73.1%	173	6.65	3	11.5%	0	0.0%	129.2
4	Wentz	MIN	35	25	71.4%	305	8.71	3	8.6%	0	0.0%	126.5
5	Stafford	LAR	56	39	69.6%	541	9.66	4	7.1%	0	0.0%	124.2
6	Goff	DET	39	26	66.7%	231	5.92	6	15.4%	0	0.0%	121.9
7	Purdy	SF	20	15	75.0%	202	10.10	2	10.0%	1	5.0%	119.2
8	Browning	CIN	37	26	70.3%	274	7.41	4	10.8%	1	2.7%	116.3
9	Allen	BUF	52	36	69.2%	457	8.79	4	7.7%	1	1.9%	114.0
10	Ca. Williams	CHI	32	21	65.6%	277	8.66	2	6.3%	0	0.0%	113.7
11	Rodgers	PIT	38	28	73.7%	234	6.16	4	10.5%	1	2.6%	113.3
12	Maye	NE	45	32	71.1%	345	7.67	2	4.4%	0	0.0%	108.1
13	Darnold	SEA	38	26	68.4%	385	10.13	2	5.3%	1	2.6%	107.9
14	D. Jones	IND	27	20	74.1%	200	7.41	2	7.4%	1	3.7%	103.9
15	Fields	NYJ	47	30	63.8%	305	6.49	3	6.4%	0	0.0%	103.6
16	Love	GB	30	17	56.7%	245	8.17	3	10.0%	1	3.3%	102.8
17	Stroud	HOU	42	27	64.3%	340	8.10	4	9.5%	2	4.8%	101.3
18	Mahomes	KC	49	27	55.1%	394	8.04	4	8.2%	1	2.0%	100.2
19	McCarthy	MIN	13	8	61.5%	121	9.31	2	15.4%	1	7.7%	99.7
20	Nix	DEN	41	29	70.7%	320	7.80	2	4.9%	1	2.4%	99.6
21	Murray	ARI	35	23	65.7%	204	5.83	3	8.6%	1	2.9%	97.8
22	Wilson	NYG	37	20	54.1%	274	7.41	2	5.4%	0	0.0%	96.0
23	Young	CAR	69	41	59.4%	370	5.36	5	7.2%	1	1.4%	92.1
24	Mayfield	TB	56	36	64.3%	426	7.61	2	3.6%	1	1.8%	91.8
25	Penix	ATL	30	21	70.0%	226	7.53	0	0.0%	0	0.0%	91.8
26	Tagovailoa	MIA	56	39	69.6%	398	7.11	4	7.1%	3	5.4%	91.2
27	G. Smith	LV	57	39	68.4%	467	8.19	2	3.5%	2	3.5%	90.3
28	Herbert	LAC	53	34	64.2%	368	6.94	2	3.8%	1	1.9%	89.2
29	Prescott	DAL	71	47	66.2%	438	6.17	3	4.2%	2	2.8%	85.3
30	Jones	SF	46	29	63.0%	315	6.85	2	4.3%	2	4.3%	79.5
31	Hurts	PHI	48	30	62.5%	312	6.50	1	2.1%	1	2.1%	79.5
32	Rattler	NO	61	37	60.7%	291	4.77	2	3.3%	1	1.6%	76.6
33	Huntley	BAL	15	10	66.7%	68	4.53	0	0.0%	0	0.0%	76.5
34	*C. Ward	TEN	80	48	60.0%	463	5.79	2	2.5%	2	2.5%	74.1
35	*Gabriel	CLE	37	18	48.6%	172	4.65	1	2.7%	0	0.0%	71.0
36	Flacco	CLE-CIN	74	45	60.8%	340	4.59	1	1.4%	1	1.4%	70.8
37	Lawrence	JAX	58	30	51.7%	292	5.03	1	1.7%	2	3.4%	57.5
38	*Dart	NYG	26	14	53.8%	111	4.27	0	0.0%	2	7.7%	32.7
39	Rush	BAL	15	8	53.3%	57	3.80	0	0.0%	2	13.3%	22.8

# 2025 NATIONAL FOOTBALL LEAGUE

## NFL THIRD-DOWN PASSING LEADERS

RANK	PLAYER	TEAM	ATT	COMP	COMP%	YDS	YPA	TD	TD%	INT	INT%	RATING
1	Ca. Williams	CHI	42	28	66.7%	394	9.38	4	9.5%	1	2.4%	118.6
2	Maye	NE	46	33	71.7%	390	8.48	3	6.5%	1	2.2%	109.9
3	Goff	DET	51	34	66.7%	329	6.45	5	9.8%	1	2.0%	109.0
4	D. Jones	IND	41	31	75.6%	392	9.56	0	0.0%	0	0.0%	104.9
5	Prescott	DAL	59	39	66.1%	490	8.31	2	3.4%	0	0.0%	103.1
6	Darnold	SEA	47	33	70.2%	304	6.47	2	4.3%	0	0.0%	101.7
7	Mahomes	KC	46	28	60.9%	289	6.28	3	6.5%	0	0.0%	100.7
8	Mayfield	TB	44	24	54.5%	284	6.45	3	6.8%	0	0.0%	97.2
9	Love	GB	42	26	61.9%	395	9.40	3	7.1%	2	4.8%	96.8
10	Hurts	PHI	42	29	69.0%	360	8.57	0	0.0%	0	0.0%	95.3
11	Stroud	HOU	36	23	63.9%	244	6.78	2	5.6%	1	2.8%	90.5
12	Nix	DEN	63	40	63.5%	431	6.84	2	3.2%	1	1.6%	87.5
13	Penix	ATL	44	25	56.8%	320	7.27	1	2.3%	0	0.0%	87.3
14	Stafford	LAR	50	28	56.0%	364	7.28	1	2.0%	0	0.0%	85.8
15	Fields	NYJ	32	20	62.5%	157	4.91	1	3.1%	0	0.0%	85.0
16	Jones	SF	39	21	53.8%	296	7.59	3	7.7%	2	5.1%	82.9
17	Rattler	NO	51	29	56.9%	240	4.71	2	3.9%	0	0.0%	82.1
18	Allen	BUF	40	24	60.0%	305	7.63	1	2.5%	1	2.5%	81.8
19	Herbert	LAC	52	32	61.5%	317	6.10	4	7.7%	3	5.8%	80.4
20	Tagovailoa	MIA	46	29	63.0%	405	8.80	2	4.3%	3	6.5%	78.6
21	Rodgers	PIT	40	26	65.0%	243	6.08	2	5.0%	2	5.0%	77.4
22	G. Smith	LV	51	34	66.7%	417	8.18	2	3.9%	4	7.8%	72.1
23	Young	CAR	49	27	55.1%	212	4.33	1	2.0%	1	2.0%	64.3
24	Lawrence	JAX	54	34	63.0%	412	7.63	0	0.0%	3	5.6%	63.2
25	Daniels	WAS	33	15	45.5%	141	4.27	0	0.0%	0	0.0%	57.8
26	Browning	CIN	30	14	46.7%	243	8.10	2	6.7%	3	10.0%	57.4
27	Wilson	NYG	33	16	48.5%	201	6.09	0	0.0%	1	3.0%	55.2
28	Flacco	CLE-CIN	56	30	53.6%	309	5.52	0	0.0%	2	3.6%	54.8
29	Murray	ARI	44	25	56.8%	254	5.77	0	0.0%	2	4.5%	54.5
30	*C. Ward	TEN	50	22	44.0%	280	5.60	1	2.0%	2	4.0%	52.1

# 2025 NATIONAL FOOTBALL LEAGUE

## NFL LEADING RUSHERS

RANK	PLAYER	TEAM	ATT	YDS	AVG	LONG	TD
1	Taylor	IND	115	603	5.2	68	7
2	Cook	BUF	107	537	5.0	44t	5
3	Robinson	ATL	83	484	5.8	81t	2
4	J. Williams	DAL	92	476	5.2	66	5
5	Dowdle	CAR	81	472	5.8	53	2
6	Etienne	JAX	89	470	5.3	71	2
7	Dobbins	DEN	91	442	4.9	41	4
8	Henry	BAL	88	439	5.0	49	4
9	*Jeanty	LV	105	424	4.0	64t	3
10	K. Williams	LAR	95	418	4.4	20	2
11	Hall	NYJ	88	410	4.7	23	0
12t	Achane	MIA	76	390	5.1	49t	3
12t	Gibbs	DET	87	390	4.5	42	4
14	*Judkins	CLE	84	383	4.6	38	2
15	Walker	SEA	78	364	4.7	31	3
16	Pollard	TEN	92	362	3.9	21	2
17	Jacobs	GB	98	359	3.7	19	6
18	*Croskey-Merritt	WAS	60	344	5.7	42	4
19	*Skattebo	NYG	82	338	4.1	24	5
20	McCaffrey	SF	108	336	3.1	15	1
21	Montgomery	DET	65	334	5.1	72	4
22	Barkley	PHI	95	325	3.4	18	3
23	Mason	MIN	69	323	4.7	24	3
24t	*Hampton	LAC	66	314	4.8	54t	2
24t	Kamara	NO	83	314	3.8	18t	1
26	Swift	CHI	70	295	4.2	20	2
27	Allen (QB)	BUF	46	254	5.5	40	3
28	Chubb	HOU	58	249	4.3	27t	2
29	Irving	TB	71	237	3.3	16	0
30	Fields (QB)	NYJ	38	235	6.2	43t	3
31	Mahomes (QB)	KC	38	222	5.8	22	4
32	Hubbard	CAR	53	217	4.1	14	0
33t	Pacheco	KC	51	214	4.2	16	0
33t	White	TB	54	214	4.0	16	4
35	C. Brown	CIN	74	202	2.7	13	1
36	Hurts (QB)	PHI	50	195	3.9	29	5
37t	Allgeier	ATL	53	187	3.5	21t	3
37t	Hunt	KC	49	187	3.8	33	3
39	Miller	NO	46	186	4.0	18t	1
40	J. Warren	PIT	54	184	3.4	11	0
41t	Daniels (QB)	WAS	36	176	4.9	18	0
41t	Gainwell	PIT	41	176	4.3	15	3
43	Murray (QB)	ARI	29	173	6.0	30	1
44	*Dart (QB)	NYG	32	167	5.2	20t	2
45	L. Jackson (QB)	BAL	21	166	7.9	19	1
46	Benson	ARI	29	160	5.5	52	0
47	Mayfield (QB)	TB	22	158	7.2	33	0
48	Stevenson	NE	51	157	3.1	22	2
49t	Charbonnet	SEA	60	156	2.6	15	3
49t	Corum	LAR	29	156	5.4	15	1

# 2025 NATIONAL FOOTBALL LEAGUE

## NFL THIRD-AND-ONE RUSHING LEADERS

RANK	PLAYER	TEAM	ATT	FD	PCT
1t	D. Jones (QB)	IND	5	5	100.0%
1t	K. Williams	LAR	5	5	100.0%
1t	Hunt	KC	4	4	100.0%
1t	Rattler (QB)	NO	4	4	100.0%
1t	Swift	CHI	4	4	100.0%
1t	J. Warren	PIT	4	4	100.0%
1t	White	TB	4	4	100.0%
1t	*Gordon	MIA	3	3	100.0%
1t	Maye (QB)	NE	3	3	100.0%
1t	Nix (QB)	DEN	3	3	100.0%
1t	*Skattebo	NYG	3	3	100.0%
1t	Brissett (QB)	ARI	2	2	100.0%
1t	Browning (QB)	CIN	2	2	100.0%
1t	Charbonnet	SEA	2	2	100.0%
1t	*Croskey-Merritt	WAS	2	2	100.0%
1t	Dowdle	CAR	2	2	100.0%
1t	Gibbs	DET	2	2	100.0%
1t	Hall	NYJ	2	2	100.0%
1t	Herbert (QB)	LAC	2	2	100.0%
1t	Hubbard	CAR	2	2	100.0%
1t	Miller	NO	2	2	100.0%
1t	Perine	CIN	2	2	100.0%
1t	Spears	TEN	2	2	100.0%
24	Fields (QB)	NYJ	6	5	83.3%
25t	McCaffrey	SF	8	6	75.0%
25t	Allen (QB)	BUF	4	3	75.0%
25t	*Hampton	LAC	4	3	75.0%
28	Hurts (QB)	PHI	7	5	71.4%
29t	Andrews (TE)	BAL	3	2	66.7%
29t	C. Brown	CIN	3	2	66.7%
29t	Chubb	HOU	3	2	66.7%
29t	*Dart (QB)	NYG	3	2	66.7%
29t	Hill (TE)	NO	3	2	66.7%
29t	Pollard	TEN	3	2	66.7%
29t	Robinson	ATL	3	2	66.7%
29t	J. Williams	DAL	3	2	66.7%
37	Jacobs	GB	8	5	62.5%
38	*Jeanty	LV	5	3	60.0%
39t	*Judkins	CLE	6	3	50.0%
39t	G. Smith (QB)	LV	6	3	50.0%
39t	Allgeier	ATL	4	2	50.0%
39t	Henry	BAL	4	2	50.0%
39t	Jones (QB)	SF	4	2	50.0%

# 2025 NATIONAL FOOTBALL LEAGUE

## NFL LEADERS IN RECEPTIONS

RANK	PLAYER	TEAM	REC	YDS	AVG	LONG	TD
1	Nacua	LAR	54	616	11.4	31	2
2	McCaffrey (RB)	SF	46	444	9.7	29	3
3t	St. Brown	DET	44	452	10.3	34	6
3t	Ferguson (TE)	DAL	44	305	6.9	26t	4
5t	Smith-Njigba	SEA	42	696	16.6	61t	3
5t	Chase	CIN	42	468	11.1	64t	4
7	Olave	NO	39	342	8.8	53	1
8	McBride (TE)	ARI	37	347	9.4	31	2
9	Wilson	NYJ	36	395	11.0	33t	4
10t	D. London	ATL	34	427	12.6	43	2
10t	Flowers	BAL	34	423	12.4	56	1
10t	Samuel	WAS	34	315	9.3	24t	3
13	Allen	LAC	33	316	9.6	29	3
14t	Pickens	DAL	32	525	16.4	45	6
14t	Diggs	NE	32	387	12.1	33	0
16	Brown	KC	30	302	10.1	49	3
17t	Jefferson	MIN	29	449	15.5	50	1
17t	Waddle	MIA	29	390	13.4	46t	3
17t	*Warren (TE)	IND	29	370	12.8	41	2
17t	Robinson	NYG	29	351	12.1	50	2
17t	Meyers	LV	29	329	11.3	45	0
17t	D. Smith	PHI	29	321	11.1	52	1
17t	Achane (RB)	MIA	29	195	6.7	29t	3
24t	Kelce (TE)	KC	28	321	11.5	37t	2
24t	McConkey	LAC	28	313	11.2	42	2
24t	Pittman	IND	28	293	10.5	27t	4
24t	*Fannin (TE)	CLE	28	254	9.1	24	1
28t	*Egbuka	TB	27	469	17.4	77t	5
28t	Sutton	DEN	27	382	14.1	52t	3
28t	*McMillan	CAR	27	380	14.1	40	2
31t	Adams	LAR	26	396	15.2	44t	3
31t	Johnston	LAC	26	377	14.5	60t	4
31t	LaPorta (TE)	DET	26	324	12.5	39	2
31t	Shaheed	NO	26	316	12.2	87t	2
31t	Johnson (TE)	NO	26	236	9.1	21	1
31t	Downs	IND	26	217	8.3	29	1
37t	A. Brown	PHI	25	274	11.0	38	1
37t	Shakir	BUF	25	268	10.7	43t	2
37t	Tonges (TE)	SF	25	224	9.0	23	3
40t	Tucker	LV	24	356	14.8	61t	4
40t	Robinson (RB)	ATL	24	338	14.1	69	1
40t	Thomas	JAX	24	334	13.9	46	1
40t	Franklin	DEN	24	250	10.4	42	1
40t	Goedert (TE)	PHI	24	243	10.1	36	5
40t	Coleman	BUF	24	237	9.9	25	2
46t	Bourne	SF	23	371	16.1	56	0
46t	Kupp	SEA	23	261	11.3	29	1
46t	Njoku (TE)	CLE	23	223	9.7	23	1
46t	Pitts (TE)	ATL	23	223	9.7	26	1
46t	Okonkwo (TE)	TEN	23	218	9.5	22	0
46t	Gibbs (RB)	DET	23	112	4.9	20t	1

# 2025 NATIONAL FOOTBALL LEAGUE

## NFL RECEIVING YARDAGE LEADERS

RANK	PLAYER	TEAM	YDS	REC	AVG	LONG	TD
1	Smith-Njigba	SEA	696	42	16.6	61t	3
2	Nacua	LAR	616	54	11.4	31	2
3	Pickens	DAL	525	32	16.4	45	6
4	*Egbuka	TB	469	27	17.4	77t	5
5	Chase	CIN	468	42	11.1	64t	4
6	St. Brown	DET	452	44	10.3	34	6
7	Jefferson	MIN	449	29	15.5	50	1
8	McCaffrey (RB)	SF	444	46	9.7	29	3
9	D. London	ATL	427	34	12.6	43	2
10	Flowers	BAL	423	34	12.4	56	1
11	Adams	LAR	396	26	15.2	44t	3
12	Wilson	NYJ	395	36	11.0	33t	4
13	Waddle	MIA	390	29	13.4	46t	3
14	Diggs	NE	387	32	12.1	33	0
15	Sutton	DEN	382	27	14.1	52t	3
16	*McMillan	CAR	380	27	14.1	40	2
17	Johnston	LAC	377	26	14.5	60t	4
18	Bourne	SF	371	23	16.1	56	0
19	*Warren (TE)	IND	370	29	12.8	41	2
20t	Metcalf	PIT	356	19	18.7	80t	4
20t	Tucker	LV	356	24	14.8	61t	4
22	Robinson	NYG	351	29	12.1	50	2
23	McBride (TE)	ARI	347	37	9.4	31	2
24	Olave	NO	342	39	8.8	53	1
25t	Harrison	ARI	338	22	15.4	45	2
25t	Robinson (RB)	ATL	338	24	14.1	69	1
27	Thomas	JAX	334	24	13.9	46	1
28	Meyers	LV	329	29	11.3	45	0
29	Odunze	CHI	328	22	14.9	37	5
30	Pearsall	SF	327	20	16.4	45	0
31	LaPorta (TE)	DET	324	26	12.5	39	2
32t	Kelce (TE)	KC	321	28	11.5	37t	2
32t	D. Smith	PHI	321	29	11.1	52	1
34t	Allen	LAC	316	33	9.6	29	3
34t	Shaheed	NO	316	26	12.2	87t	2
36	Samuel	WAS	315	34	9.3	24t	3
37	McConkey	LAC	313	28	11.2	42	2
38	Collins	HOU	312	22	14.2	50t	3
39	Ferguson (TE)	DAL	305	44	6.9	26t	4
40	Brown	KC	302	30	10.1	49	3
41	Boutte	NE	301	18	16.7	29t	3
42	Pittman	IND	293	28	10.5	27t	4
43	Ridley	TEN	290	16	18.1	47	0
44	J. Williams	DET	289	17	17.0	64	2
45	Kincaid (TE)	BUF	287	20	14.3	28t	3
46	Henry (TE)	NE	277	20	13.8	31t	3
47	A. Brown	PHI	274	25	11.0	38	1
48	Thornton	KC	272	13	20.9	49t	3
49	Nabers	NYG	271	18	15.1	48t	2
50t	Kraft (TE)	GB	268	18	14.9	57	3
50t	Shakir	BUF	268	25	10.7	43t	2

# 2025 NATIONAL FOOTBALL LEAGUE

## NFL THIRD-DOWN RECEIVING LEADERS

RANK	PLAYER	TEAM	REC	YDS	AVG	LONG	TD
1	Nacua	LAR	14	186	13.3	31	0
2t	Sutton	DEN	13	179	13.8	34	1
2t	Allen	LAC	13	131	10.1	29	1
4	Robinson	NYG	12	152	12.7	50	0
5t	Pickens	DAL	11	191	17.4	45	1
5t	D. Smith	PHI	11	173	15.7	52	0
5t	Meyers	LV	11	106	9.6	25	0
5t	St. Brown	DET	11	92	8.4	25	3
5t	Olave	NO	11	79	7.2	17	1
10t	Odunze	CHI	10	181	18.1	37	3
10t	Smith-Njigba	SEA	10	124	12.4	36	0
10t	McBride (TE)	ARI	10	122	12.2	26	1
10t	Flowers	BAL	10	117	11.7	39	0
14t	*Egbuka	TB	9	155	17.2	57	3
14t	Higgins	CIN	9	130	14.4	42t	1
14t	Jeudy	CLE	9	118	13.1	26	0
14t	McCaffrey (RB)	SF	9	111	12.3	29	1
14t	*McMillan	CAR	9	100	11.1	29	0
14t	Mims	DEN	9	93	10.3	28	0
14t	Downs	IND	9	87	9.7	29	0
14t	Diggs	NE	9	80	8.9	22	0
14t	Wilson	NYJ	9	75	8.3	16	1
14t	Zaccheaus	CHI	9	71	7.9	14	0
14t	Ferguson (TE)	DAL	9	52	5.8	17	0
25t	Chase	CIN	8	119	14.9	64t	2
25t	T. Hill	MIA	8	118	14.8	47	0
25t	Strange (TE)	JAX	8	91	11.4	24	0
25t	Hill (RB)	BAL	8	83	10.4	37	0
25t	Kupp	SEA	8	72	9.0	17	1
30t	Waddle	MIA	7	131	18.7	45	0
30t	Adams	LAR	7	100	14.3	26	1
30t	Pitts (TE)	ATL	7	93	13.3	26	0
30t	A. Brown	PHI	7	87	12.4	25	0
30t	Njoku (TE)	CLE	7	77	11.0	23	1
30t	Johnson (TE)	NO	7	73	10.4	19	1
30t	Schultz (TE)	HOU	7	73	10.4	16	0
30t	Smith (TE)	PIT	7	53	7.6	21	0
30t	Renfrow	CAR	7	45	6.4	10	0
30t	Gainwell (RB)	PIT	7	34	4.9	8	0
30t	Gibbs (RB)	DET	7	26	3.7	8	0
41t	Tucker	LV	6	133	22.2	37	1
41t	J. Williams	DET	6	117	19.5	44t	2
41t	Stevenson (RB)	NE	6	116	19.3	55	0
41t	Ridley	TEN	6	113	18.8	47	0
41t	Pearsall	SF	6	109	18.2	31	0
41t	Boutte	NE	6	100	16.7	24	1
41t	Robinson (RB)	ATL	6	92	15.3	25	0
41t	Johnston	LAC	6	82	13.7	37	1
41t	Kincaid (TE)	BUF	6	73	12.2	20	0
41t	Collins	HOU	6	72	12.0	18	1
41t	LaPorta (TE)	DET	6	67	11.2	16	0
41t	Samuel	WAS	6	67	11.2	21	0
41t	*Warren (TE)	IND	6	66	11.0	19	0
41t	Shepard	TB	6	60	10.0	16	0
41t	Pittman	IND	6	58	9.7	14	0

# 2025 NATIONAL FOOTBALL LEAGUE

---

## NFL THIRD-DOWN RECEIVING LEADERS

RANK	PLAYER	TEAM	REC	YDS	AVG	LONG	TD
41t	McConkey	LAC	6	47	7.8	12	1
41t	Andrews (TE)	BAL	6	46	7.7	14t	1
41t	*Harvey (RB)	DEN	6	41	6.8	12t	1

# 2025 NATIONAL FOOTBALL LEAGUE

## NFL LEADING SCORERS (NON-KICKING)

RANK	PLAYER	TEAM	POS	TOUCHDOWNS					X2	PTS
				TOTAL	RUSH	REC	RET	KOREC		
1	Taylor	IND	RB	8	7	1	0	0	1	50
2t	Achane	MIA	RB	6	3	3	0	0	0	36
2t	Jacobs	GB	RB	6	6	0	0	0	0	36
2t	Pickens	DAL	WR	6	0	6	0	0	0	36
2t	St. Brown	DET	WR	6	0	6	0	0	0	36
2t	J. Williams	DAL	RB	6	5	1	0	0	0	36
7t	*Egbuka	TB	WR	5	0	5	0	0	1	32
7t	*Skattebo	NYG	RB	5	5	0	0	0	1	32
9t	Cook	BUF	RB	5	5	0	0	0	0	30
9t	Gibbs	DET	RB	5	4	1	0	0	0	30
9t	Goedert	PHI	TE	5	0	5	0	0	0	30
9t	Hurts	PHI	QB	5	5	0	0	0	0	30
9t	*Jeanty	LV	RB	5	3	2	0	0	0	30
9t	Odunze	CHI	WR	5	0	5	0	0	0	30
9t	K. Williams	LAR	RB	5	2	3	0	0	0	30
16t	Barkley	PHI	RB	4	3	1	0	0	0	24
16t	Barner	SEA	TE	4	0	4	0	0	0	24
16t	Chase	CIN	WR	4	0	4	0	0	0	24
16t	*Croskey-Merritt	WAS	RB	4	4	0	0	0	0	24
16t	Dobbins	DEN	RB	4	4	0	0	0	0	24
16t	Doubs	GB	WR	4	0	4	0	0	0	24
16t	Ferguson	DAL	TE	4	0	4	0	0	0	24
16t	Henry	BAL	RB	4	4	0	0	0	0	24
16t	*Horton	SEA	WR	4	0	3	1	0	0	24
16t	Johnston	LAC	WR	4	0	4	0	0	0	24
16t	D. Jones	IND	QB	4	4	0	0	0	0	24
16t	Mahomes	KC	QB	4	4	0	0	0	0	24
16t	McCaffrey	SF	RB	4	1	3	0	0	0	24
16t	Metcalf	PIT	WR	4	0	4	0	0	0	24
16t	Montgomery	DET	RB	4	4	0	0	0	0	24
16t	Pittman	IND	WR	4	0	4	0	0	0	24
16t	Samuel	WAS	WR	4	1	3	0	0	0	24
16t	Tucker	LV	WR	4	0	4	0	0	0	24
16t	Waller	MIA	TE	4	0	4	0	0	0	24
16t	White	TB	RB	4	4	0	0	0	0	24
16t	Wilson	NYJ	WR	4	0	4	0	0	0	24
37t	Ertz	WAS	TE	3	0	3	0	0	1	20
37t	Fields	NYJ	QB	3	3	0	0	0	1	20
37t	McCaffrey	WAS	WR	3	0	3	0	0	1	20
40t	Adams	LAR	WR	3	0	3	0	0	0	18
40t	Allen	BUF	QB	3	3	0	0	0	0	18
40t	Allen	LAC	WR	3	0	3	0	0	0	18
40t	Allgeier	ATL	RB	3	3	0	0	0	0	18
40t	Boutte	NE	WR	3	0	3	0	0	0	18
40t	Brown	KC	WR	3	0	3	0	0	0	18
40t	Charbonnet	SEA	RB	3	3	0	0	0	0	18

# 2025 NATIONAL FOOTBALL LEAGUE

## NFL LEADING SCORERS (NON-KICKING)

RANK	PLAYER	TEAM	POS	TOUCHDOWNS					X2	PTS
				TOTAL	RUSH	REC	RET	KOREC		
40t	Collins	HOU	WR	3	0	3	0	0	0	18
40t	Dowdle	CAR	RB	3	2	1	0	0	0	18
40t	Etienne	JAX	RB	3	2	1	0	0	0	18
40t	Gainwell	PIT	RB	3	3	0	0	0	0	18
40t	Henry	NE	TE	3	0	3	0	0	0	18
40t	Hunt	KC	RB	3	3	0	0	0	0	18
40t	T. Johnson	NYG	TE	3	0	3	0	0	0	18
40t	Kincaid	BUF	TE	3	0	3	0	0	0	18
40t	Kraft	GB	TE	3	0	3	0	0	0	18
40t	Mason	MIN	RB	3	3	0	0	0	0	18
40t	Nacua	LAR	WR	3	1	2	0	0	0	18
40t	Robinson	ATL	RB	3	2	1	0	0	0	18
40t	Smith-Njigba	SEA	WR	3	0	3	0	0	0	18
40t	Sutton	DEN	WR	3	0	3	0	0	0	18
40t	Swift	CHI	RB	3	2	1	0	0	0	18
40t	Thornton	KC	WR	3	0	3	0	0	0	18
40t	Tonges	SF	TE	3	0	3	0	0	0	18
40t	Waddle	MIA	WR	3	0	3	0	0	0	18
40t	Walker	SEA	RB	3	3	0	0	0	0	18
40t	*Warren	IND	TE	3	1	2	0	0	0	18

# 2025 NATIONAL FOOTBALL LEAGUE

## NFL LEADING SCORERS (KICKING)

RANK	PLAYER	TEAM	PAT	FG	FG%	LONG	PTS
1	Aubrey	DAL	18/19	12/12	100.0%	64	54
2t	Dicker	LAC	11/11	14/14	100.0%	55	53
2t	McLaughlin	TB	14/15	13/17	76.5%	65	53
2t	Shrader	IND	14/14	13/14	92.9%	52	53
5t	Myers	SEA	19/19	11/14	78.6%	56	52
5t	Pineiro	SF	7/8	15/15	100.0%	59	52
7	Grupe	NO	9/9	14/19	73.7%	54	51
8t	Butker	KC	14/17	11/14	78.6%	59	47
8t	Prater	BUF	17/17	10/11	90.9%	52	47
10	Gay	WAS	16/16	10/14	71.4%	56	46
11	Bates	DET	24/24	7/9	77.8%	58	45
12t	Karty	LAR	14/16	10/14	71.4%	51	44
12t	Ryland	ARI	14/14	10/12	83.3%	57	44
14t	Folk	NYJ	7/7	12/12	100.0%	58	43
14t	C. Little	JAX	13/14	10/13	76.9%	52	43
14t	Slye	TEN	4/5	13/17	76.5%	57	43
17t	Fairbairn	HOU	9/9	11/13	84.6%	57	42
17t	*Fitzgerald	CAR	12/13	10/11	90.9%	57	42
17t	*Loop	BAL	15/16	9/10	90.0%	52	42
20	Carlson	LV	8/8	11/14	78.6%	54	41
21	Boswell	PIT	12/12	9/11	81.8%	60	39
22t	*Borregales	NE	14/16	8/9	88.9%	53	38
22t	Lutz	DEN	14/14	8/9	88.9%	57	38
24	Patterson	MIA	15/15	7/8	87.5%	47	36
25	Reichard	MIN	11/11	8/9	88.9%	62	35
26t	Elliott	PHI	16/16	6/6	100.0%	58	34
26t	Szmyt	CLE	7/8	9/11	81.8%	55	34
28t	McManus	GB	11/12	7/9	77.8%	56	32
28t	Romo	ATL	8/8	8/11	72.7%	54	32
30t	McPherson	CIN	11/11	6/8	75.0%	50	29
30t	Santos	CHI	11/11	6/7	85.7%	52	29
32	Gano	NYG	4/4	6/6	100.0%	55	22
33	Moody	SF-CHI	3/3	5/8	62.5%	48	18
34	McAtamney	NYG	7/8	2/2	100.0%	31	13
35	Havrisik	GB	3/3	2/2	100.0%	43	9
36	Koo	ATL-NYG	2/2	2/3	66.7%	41	8
37	Badgley	IND	4/4	1/1	100.0%	45	7
38	Wright	TEN	1/1	1/1	100.0%	46	4
39	Gillan	NYG	0/1	0/0	---	---	0

# 2025 NATIONAL FOOTBALL LEAGUE

## NFL TOUCHBACKS ON KICKOFFS

RANK	PLAYER	TEAM	TB
1	Aubrey	DAL	13
2	C. Little	JAX	9
3t	Gay	WAS	7
3t	Karty	LAR	7
5t	McManus	GB	6
5t	Myers	SEA	6
5t	Pineiro	SF	6
5t	Slye	TEN	6
9t	Bates	DET	5
9t	Fairbairn	HOU	5
9t	Fitzgerald	CAR	5
9t	Grupe	NO	5
13t	Carlson	LV	4
13t	Dicker	LAC	4
13t	Lutz	DEN	4
13t	Moody	SF-CHI	4
13t	Reichard	MIN	4
18t	Borregales	NE	3
18t	Butker	KC	3
18t	Evans	LAR	3
18t	Folk	NYJ	3
18t	Patterson	MIA	3
18t	Prater	BUF	3
18t	Ryland	ARI	3
25t	Havrisik	GB	2
25t	Loop	BAL	2
25t	McAtamney	NYG	2
25t	McPherson	CIN	2
25t	Pinion	ATL	2
25t	Sanchez	IND	2
25t	Santos	CHI	2
25t	Shrader	IND	2
25t	Szmyt	CLE	2
34t	Badgley	IND	1
34t	Elliott	PHI	1
34t	Gillan	NYG	1
34t	Koo	ATL-NYG	1
34t	McLaughlin	TB	1
34t	McNamara	NYJ	1

# 2025 NATIONAL FOOTBALL LEAGUE

## NFL MOST YARDS FROM SCRIMMAGE

RANK	PLAYER	TEAM	POS	TOTAL			RUSHING			RECEIVING		
				YDS	PLAYS	AVG	YDS	ATT	AVG	YDS	ATT	AVG
1	Robinson	ATL	RB	822	107	7.7	484	83	5.8	338	24	14.1
2	McCaffrey	SF	RB	780	154	5.1	336	108	3.1	444	46	9.7
3	Taylor	IND	RB	750	135	5.6	603	115	5.2	147	20	7.4
4	Smith-Njigba	SEA	WR	707	45	15.7	11	3	3.7	696	42	16.6
5	Nacua	LAR	WR	668	57	11.7	52	3	17.3	616	54	11.4
6	Cook	BUF	RB	626	119	5.3	537	107	5.0	89	12	7.4
7	Achane	MIA	RB	585	105	5.6	390	76	5.1	195	29	6.7
8	Dowdle	CAR	RB	576	93	6.2	472	81	5.8	104	12	8.7
9	K. Williams	LAR	RB	573	113	5.1	418	95	4.4	155	18	8.6
10	Hall	NYJ	RB	560	105	5.3	410	88	4.7	150	17	8.8
11	J. Williams	DAL	RB	559	114	4.9	476	92	5.2	83	22	3.8
12	Etienne	JAX	RB	539	102	5.3	470	89	5.3	69	13	5.3
13	Jacobs	GB	RB	535	113	4.7	359	98	3.7	176	15	11.7
14	Pickens	DAL	WR	525	32	16.4	0	0	---	525	32	16.4
15	Gibbs	DET	RB	502	110	4.6	390	87	4.5	112	23	4.9
16	*Jeanty	LV	RB	497	119	4.2	424	105	4.0	73	14	5.2
17	*Skattebo	NYG	RB	493	102	4.8	338	82	4.1	155	20	7.8
18	Henry	BAL	RB	483	93	5.2	439	88	5.0	44	5	8.8
19	*Egbuka	TB	WR	478	29	16.5	9	2	4.5	469	27	17.4
20	Chase	CIN	WR	474	44	10.8	6	2	3.0	468	42	11.1
21	Dobbins	DEN	RB	465	97	4.8	442	91	4.9	23	6	3.8
22	Barkley	PHI	RB	462	114	4.1	325	95	3.4	137	19	7.2
23	St. Brown	DET	WR	461	47	9.8	9	3	3.0	452	44	10.3
24	Jefferson	MIN	WR	453	30	15.1	4	1	4.0	449	29	15.5
25	*Hampton	LAC	RB	450	86	5.2	314	66	4.8	136	20	6.8
26	Swift	CHI	RB	447	85	5.3	295	70	4.2	152	15	10.1
27	*Judkins	CLE	RB	445	93	4.8	383	84	4.6	62	9	6.9
28	Pollard	TEN	RB	441	103	4.3	362	92	3.9	79	11	7.2
29	Kamara	NO	RB	436	105	4.2	314	83	3.8	122	22	5.5
30	Flowers	BAL	WR	435	37	11.8	12	3	4.0	423	34	12.4
31	Irving	TB	RB	430	90	4.8	237	71	3.3	193	19	10.2
32	D. London	ATL	WR	427	34	12.6	0	0	---	427	34	12.6
33	Walker	SEA	RB	425	86	4.9	364	78	4.7	61	8	7.6
34	Montgomery	DET	RB	412	74	5.6	334	65	5.1	78	9	8.7
35	*Croskey-Merritt	WAS	RB	405	66	6.1	344	60	5.7	61	6	10.2
36	Adams	LAR	WR	396	26	15.2	0	0	---	396	26	15.2
37	Wilson	NYJ	WR	395	36	11.0	0	0	---	395	36	11.0
38	Waddle	MIA	WR	390	29	13.4	0	0	---	390	29	13.4
39	Diggs	NE	WR	387	32	12.1	0	0	---	387	32	12.1
40	Tucker	LV	WR	385	29	13.3	29	5	5.8	356	24	14.8
41	Johnston	LAC	WR	384	28	13.7	7	2	3.5	377	26	14.5
42	Sutton	DEN	WR	382	27	14.1	0	0	---	382	27	14.1
43	*McMillan	CAR	WR	380	27	14.1	0	0	---	380	27	14.1
44	*Warren	IND	TE	376	33	11.4	6	4	1.5	370	29	12.8
45	Bourne	SF	WR	371	23	16.1	0	0	---	371	23	16.1
46	Samuel	WAS	WR	360	42	8.6	45	8	5.6	315	34	9.3
47	Mason	MIN	RB	357	78	4.6	323	69	4.7	34	9	3.8
48	Metcalf	PIT	WR	356	19	18.7	0	0	---	356	19	18.7
49	Robinson	NYG	WR	353	30	11.8	2	1	2.0	351	29	12.1
50	Thomas	JAX	WR	350	26	13.5	16	2	8.0	334	24	13.9

# 2025 NATIONAL FOOTBALL LEAGUE

## NFL LEADERS IN FIRST DOWNS

RANK	PLAYER	TEAM	POS	TOTAL	RUSH	REC
1	McCaffrey	SF	RB	39	20	19
2	Taylor	IND	RB	35	29	6
3	Nacua	LAR	WR	34	1	33
4	K. Williams	LAR	RB	33	26	7
5	*Skattebo	NYG	RB	32	24	8
6t	Cook	BUF	RB	30	28	2
6t	Hall	NYJ	RB	30	24	6
6t	Robinson	ATL	RB	30	19	11
6t	Smith-Njigba	SEA	WR	30	0	30
6t	J. Williams	DAL	RB	30	26	4
11	St. Brown	DET	WR	29	1	28
12t	Dowdle	CAR	RB	28	22	6
12t	Jacobs	GB	RB	28	22	6
12t	Pickens	DAL	WR	28	0	28
15	*Judkins	CLE	RB	27	24	3
16	Gibbs	DET	RB	26	22	4
17t	Achane	MIA	RB	24	15	9
17t	*Jeanty	LV	RB	24	21	3
17t	Swift	CHI	RB	24	19	5
20t	*Croskey-Merritt	WAS	RB	23	21	2
20t	Dobbins	DEN	RB	23	23	0
22t	*Hampton	LAC	RB	22	17	5
22t	Hurts	PHI	QB	22	22	0
22t	*McMillan	CAR	WR	22	0	22
22t	Pollard	TEN	RB	22	20	2
22t	White	TB	RB	22	18	4
27t	Chase	CIN	WR	21	0	21
27t	Henry	BAL	RB	21	20	1
27t	Mason	MIN	RB	21	20	1
27t	Montgomery	DET	RB	21	16	5
27t	Waddle	MIA	WR	21	0	21
27t	*Warren	IND	TE	21	2	19
33t	Allen	LAC	WR	20	0	20
33t	Barkley	PHI	RB	20	15	5
33t	Hunt	KC	RB	20	16	4
33t	Kamara	NO	RB	20	15	5
33t	McBride	ARI	TE	20	0	20
33t	J. Warren	PIT	RB	20	14	6
39t	Diggs	NE	WR	19	0	19
39t	Etienne	JAX	RB	19	16	3
39t	Kelce	KC	TE	19	0	19
39t	Pittman	IND	WR	19	0	19
39t	Sutton	DEN	WR	19	0	19
39t	Walker	SEA	RB	19	17	2
45t	Adams	LAR	WR	18	0	18
45t	*Egbuka	TB	WR	18	0	18
45t	D. London	ATL	WR	18	0	18
45t	Odunze	CHI	WR	18	0	18
45t	Olave	NO	WR	18	0	18
45t	Thomas	JAX	WR	18	2	16
45t	Wilson	NYJ	WR	18	0	18

# 2025 NATIONAL FOOTBALL LEAGUE

## NFL PUNTING YARDS LEADERS

RANK	PLAYER	TEAM	POS	PUNTS	YARDS	LONG	AVG	TB	BLK	DWN	OB	RETURNS		IN20	NET AVG
												TOT	YDS		
1	Rehkwow	CIN	P	31	1644	70	53.0	7	0	2	3	16	177	10	42.8
2	Mann	PHI	P	30	1578	70	52.6	3	0	1	5	19	265	6	41.8
3	Gillikin	ARI	P	22	1138	63	51.7	2	0	1	1	11	99	8	45.4
4	Whelan	GB	P	16	816	65	51.0	2	0	1	0	8	97	5	42.4
5	Stout	BAL	P	17	853	63	50.2	2	0	5	3	5	27	6	46.2
6	Scott	LAC	P	19	947	60	49.8	1	0	3	1	8	100	8	43.5
7	Bailey	MIA	P	19	945	64	49.7	0	0	4	1	6	52	9	47.0
8	Cooke	JAX	P	25	1234	61	49.4	4	0	3	5	11	45	8	44.4
9	Wright	MIN	P	24	1179	77	49.1	0	0	2	1	10	86	6	45.5
10	Evans	LAR	P	17	835	68	49.1	1	0	2	3	8	123	9	40.7
11	Cole	LV	P	18	884	60	49.1	2	1	0	2	9	169	5	35.5
12	Baringer	NE	P	20	979	73	49.0	2	0	2	2	8	146	8	39.7
13	Dickson	SEA	P	22	1071	58	48.7	2	0	2	3	10	118	9	41.5
14	Hekker	TEN	P	29	1401	65	48.3	2	0	2	2	14	139	9	42.1
15	Townsend	HOU	P	18	863	66	47.9	1	0	3	5	6	60	7	43.5
16	Taylor	CHI	P	19	908	62	47.8	1	0	2	5	11	131	5	39.8
17	McNamara	NYJ	P	24	1146	58	47.8	1	0	5	0	9	40	9	45.3
18	Waitman	PIT	P	17	810	64	47.6	2	0	0	2	8	82	5	40.5
19	*Crawshaw	DEN	P	30	1426	63	47.5	4	0	0	1	12	129	16	40.6
20	Martin	CAR	P	17	806	61	47.4	1	0	2	1	12	251	6	31.5
21	Anger	DAL	P	20	941	60	47.1	0	0	1	1	13	126	6	40.8
22	Dixon	TB	P	21	987	62	47.0	2	2	4	2	8	124	7	35.8
23	Way	WAS	P	17	790	64	46.5	2	0	3	0	9	35	9	42.1
24	Bojorquez	CLE	P	32	1483	67	46.3	4	1	2	8	15	175	11	37.2
25	Fox	DET	P	22	1018	64	46.3	0	0	1	1	11	106	13	41.5
26	*Kroeger	NO	P	20	911	61	45.6	2	1	3	3	9	157	5	34.0
27	Araiza	KC	P	15	680	69	45.3	0	0	3	2	4	30	9	43.3
28	Gillan	NYG	P	22	973	69	44.2	2	0	1	1	10	47	9	40.3
29	Morstead	SF	P	17	745	54	43.8	0	0	0	1	9	157	8	34.6
30	Pinion	ATL	P	15	645	59	43.0	0	0	0	2	10	81	5	37.6

# 2025 NATIONAL FOOTBALL LEAGUE

## NFL NET PUNTING YARDS LEADERS

RANK	PLAYER	TEAM	POS	PUNTS	YARDS	LONG	AVG	TB	BLK	DWN	OB	RETURNS		IN20	NET AVG
												TOT	YDS		
1	Bailey	MIA	P	19	945	64	49.7	0	0	4	1	6	52	9	47.0
2	Stout	BAL	P	17	853	63	50.2	2	0	5	3	5	27	6	46.2
3	Wright	MIN	P	24	1179	77	49.1	0	0	2	1	10	86	6	45.5
4	Gillikin	ARI	P	22	1138	63	51.7	2	0	1	1	11	99	8	45.4
5	McNamara	NYJ	P	24	1146	58	47.8	1	0	5	0	9	40	9	45.3
6	Cooke	JAX	P	25	1234	61	49.4	4	0	3	5	11	45	8	44.4
7	Scott	LAC	P	19	947	60	49.8	1	0	3	1	8	100	8	43.5
8	Townsend	HOU	P	18	863	66	47.9	1	0	3	5	6	60	7	43.5
9	Araiza	KC	P	15	680	69	45.3	0	0	3	2	4	30	9	43.3
10	Rehkow	CIN	P	31	1644	70	53.0	7	0	2	3	16	177	10	42.8
11	Whelan	GB	P	16	816	65	51.0	2	0	1	0	8	97	5	42.4
12	Hekker	TEN	P	29	1401	65	48.3	2	0	2	2	14	139	9	42.1
13	Way	WAS	P	17	790	64	46.5	2	0	3	0	9	35	9	42.1
14	Mann	PHI	P	30	1578	70	52.6	3	0	1	5	19	265	6	41.8
15	Dickson	SEA	P	22	1071	58	48.7	2	0	2	3	10	118	9	41.5
16	Fox	DET	P	22	1018	64	46.3	0	0	1	1	11	106	13	41.5
17	Anger	DAL	P	20	941	60	47.1	0	0	1	1	13	126	6	40.8
18	Evans	LAR	P	17	835	68	49.1	1	0	2	3	8	123	9	40.7
19	*Crawshaw	DEN	P	30	1426	63	47.5	4	0	0	1	12	129	16	40.6
20	Waitman	PIT	P	17	810	64	47.6	2	0	0	2	8	82	5	40.5
21	Gillan	NYG	P	22	973	69	44.2	2	0	1	1	10	47	9	40.3
22	Taylor	CHI	P	19	908	62	47.8	1	0	2	5	11	131	5	39.8
23	Baringer	NE	P	20	979	73	49.0	2	0	2	2	8	146	8	39.7
24	Pinion	ATL	P	15	645	59	43.0	0	0	0	2	10	81	5	37.6
25	Bojorquez	CLE	P	32	1483	67	46.3	4	1	2	8	15	175	11	37.2
26	Dixon	TB	P	21	987	62	47.0	2	2	4	2	8	124	7	35.8
27	Cole	LV	P	18	884	60	49.1	2	1	0	2	9	169	5	35.5
28	Morstead	SF	P	17	745	54	43.8	0	0	0	1	9	157	8	34.6
29	*Kroeger	NO	P	20	911	61	45.6	2	1	3	3	9	157	5	34.0
30	Martin	CAR	P	17	806	61	47.4	1	0	2	1	12	251	6	31.5

# 2025 NATIONAL FOOTBALL LEAGUE

---

## NFL PUNT RETURN LEADERS

RANK	PLAYER	TEAM	POS	RET	FC	YDS	AVG	LONG	TD
1	M. Jones	NE	CB	9	2	208	23.1	87t	1
2	*Horton	SEA	WR	11	6	171	15.5	95t	1
3	K. Johnson	TB	WR	11	3	165	15.0	54	0
4	*Lane	WAS	WR	13	3	186	14.3	90t	1
5	Shaheed	NO	WR	8	7	112	14.0	40	0
6	Washington	JAX	WR	11	4	153	13.9	87t	1
7	Dortch	ARI	WR	9	3	110	12.2	29	0
8	Mims	DEN	WR	15	10	180	12.0	32	0
9	Duvernay	CHI	WR	9	4	103	11.4	22	0
10	*Noel	HOU	WR	11	4	125	11.4	53	0
11	Raymond	DET	WR	12	3	125	10.4	65t	1
12	Remigio	KC	WR	9	3	91	10.1	25	0
13	*Price	MIN	WR	17	1	170	10.0	29	0
14	Olszewski	NYG	WR	13	3	121	9.3	21	0
15	Smith	LAR	WR	12	7	109	9.1	20	0
16	Moore	SF	WR	12	2	107	8.9	18	0
17	Codrington	BUF	CB	10	4	58	5.8	15	0
18	*Golden	GB	WR	6	2	28	4.7	11	0

# 2025 NATIONAL FOOTBALL LEAGUE

## NFL KICKOFF RETURN LEADERS

RANK	PLAYER	TEAM	POS	RET	YDS	AVG	LONG	TD
1	Young	SEA	WR	9	294	32.7	60	0
2	McCaffrey	WAS	WR	16	504	31.5	58	0
3	Davis	NYJ	RB	11	323	29.4	41	0
4	Gibson	NE	RB	12	342	28.5	90t	1
5	*Burden	CHI	WR	8	223	27.9	44	0
6	Laube	LV	RB	13	353	27.2	38	0
7	Olszewski	NYG	WR	8	217	27.1	37	0
8	Mims	DEN	WR	13	352	27.1	34	0
9	Gould	IND	WR	14	379	27.1	39	0
10	*Noel	HOU	WR	6	162	27.0	34	0
11	*B. Smith	KC	RB	12	322	26.8	37	0
12	Codrington	BUF	CB	14	375	26.8	41	0
13	*S. Williams	GB	WR	10	267	26.7	36	0
14	Remigio	KC	WR	11	292	26.5	47	0
15	M. Washington	MIA	WR	19	503	26.5	45	0
16	Eskridge	MIA	WR	13	344	26.5	54	0
17	Dortch	ARI	WR	13	342	26.3	36	0
18	*Dike	TEN	WR	28	732	26.1	71	0
19	Saylors	DET	RB	12	310	25.8	37	0
20	Gainwell	PIT	RB	6	153	25.5	33	0
21	Turpin	DAL	WR	16	405	25.3	45	0
22	Moore	SF	WR	13	329	25.3	38	0
23	Duvernay	CHI	WR	16	400	25.0	34	0
24	Carter	CLE	WR	11	274	24.9	32	0
25	Agnew	ATL	WR	7	173	24.7	29	0
26	Miller	NO	RB	15	370	24.7	43	0
27	Ali	BAL	RB	15	369	24.6	43	0
28	Holani	SEA	RB	11	270	24.5	33	0
29	Corum	LAR	RB	8	195	24.4	30	0
30	Tucker	TB	RB	17	412	24.2	35	0
31	Perine	CIN	RB	10	242	24.2	37	0
32	*Price	MIN	WR	16	383	23.9	32	0
33	*Allen	JAX	RB	12	286	23.8	38	0
34	*Harvey	DEN	RB	10	238	23.8	29	0
35	*Johnson	PIT	RB	8	190	23.8	29	0
36	Jones	CIN	WR	18	423	23.5	37	0
37	Jones	NO	RB	8	183	22.9	30	0
38	Ford	CLE	RB	8	181	22.6	26	0
39	Knight	ARI	RB	8	177	22.1	28	0
40	Smith	LAR	WR	10	220	22.0	28	0
41	Bigsby	JAX-PHI	RB	10	207	20.7	31	0
42	*Etienne	CAR	RB	9	183	20.3	35	0

# 2025 NATIONAL FOOTBALL LEAGUE

## NFL INTERCEPTION LEADERS

RANK	PLAYER	TEAM	POS	INT	YARDS	AVG	LONG	TD
1	Lloyd	JAX	LB	4	129	32.3	99t	1
2t	Byard	CHI	FS	3	47	15.7	35	0
2t	Joseph	DET	SAF	3	1	0.3	1	0
2t	Pitre	HOU	SAF	3	20	6.7	12	0
5t	Barton	TEN	LB	2	1	0.5	1	0
5t	Battle	CIN	SAF	2	6	3.0	4	0
5t	Blackmon	IND	CB	2	41	20.5	32	0
5t	Bryant	SEA	SAF	2	43	21.5	28	0
5t	Bynum	IND	SAF	2	14	7.0	14	0
5t	Curl	LAR	SAF	2	0	0.0	0	0
5t	Dean	TB	CB	2	61	30.5	55t	1
5t	Edmunds	CHI	MLB	2	0	0.0	0	0
5t	Jefferson	LAC	SS	2	2	1.0	2	0
5t	E. Jones	SEA	LB	2	36	18.0	29	0
5t	Kendrick	SEA	CB	2	0	0.0	0	0
5t	Latu	IND	DE	2	6	3.0	6	0
5t	Lewis	JAX	CB	2	6	3.0	6	0
5t	McKinstry	NO	CB	2	0	0.0	0	0
5t	Phillips	NYG	CB	2	56	28.0	56	0
5t	Sainristil	WAS	CB	2	23	11.5	23	0
5t	Taylor-Demerson	ARI	SAF	2	18	9.0	18	0
5t	*Watts	ATL	SAF	2	0	0.0	0	0
5t	Wilson	DAL	SAF	2	21	10.5	21	0
24t	Alford	ATL	CB	1	0	0.0	0	0
24t	Anzalone	DET	MLB	1	14	14.0	14	0
24t	Baun	PHI	LB	1	0	0.0	0	0
24t	Bernard	BUF	LB	1	24	24.0	24	0
24t	Bishop	BUF	SAF	1	4	4.0	4	0
24t	*Bowman	ATL	SAF	1	0	0.0	0	0
24t	Brisker	CHI	SAF	1	32	32.0	32	0
24t	Browning	ARI	LB	1	4	4.0	4	0
24t	*J. Campbell	PHI	LB	1	0	0.0	0	0
24t	Chenal	KC	LB	1	0	0.0	0	0
24t	Crosby	LV	DE	1	19	19.0	19	0
24t	David	TB	OLB	1	3	3.0	3	0
24t	Delpit	CLE	SAF	1	25	25.0	25	0
24t	Durant	LAR	CB	1	0	0.0	0	0
24t	Echols	PIT	CB	1	0	0.0	0	0
24t	Elliott	PIT	SAF	1	-4	-4.0	-4	0
24t	Fitzpatrick	MIA	FS	1	7	7.0	7	0
24t	Flott	NYG	CB	1	68	68.0	68	0
24t	Hawkins	NE	SAF	1	1	1.0	1	0
24t	Henley	LAC	LB	1	8	8.0	8	0
24t	Herbig	PIT	LB	1	41	41.0	41	0
24t	D. Hill	CIN	CB	1	0	0.0	0	0
24t	Ja. Horn	CAR	CB	1	10	10.0	10	0
24t	D. Jackson	LAC	CB	1	0	0.0	0	0
24t	M. Jackson	CAR	CB	1	54	54.0	54	0
24t	D. James	LAC	FS	1	21	21.0	21	0
24t	Jobe	SEA	CB	1	0	0.0	0	0
24t	An. Johnson	JAX	SAF	1	0	0.0	0	0
24t	B. Jones	DEN	SAF	1	0	0.0	0	0
24t	M. Jones	NE	CB	1	0	0.0	0	0
24t	*Knight	CIN	LB	1	0	0.0	0	0
24t	Lake	LAR	SAF	1	0	0.0	0	0

# 2025 NATIONAL FOOTBALL LEAGUE

## NFL INTERCEPTION LEADERS

RANK	PLAYER	TEAM	POS	INT	YARDS	AVG	LONG	TD
24t	Lassiter	HOU	CB	1	0	0.0	0	0
24t	Lawrence	NYG	DT	1	37	37.0	37	0
24t	Malone	ATL	LB	1	6	6.0	6	0
24t	Mapu	NE	LB	1	20	20.0	20	0
24t	McCreary	TEN	CB	1	0	0.0	0	0
24t	McDuffie	KC	CB	1	2	2.0	2	0
24t	McKinney	GB	SAF	1	0	0.0	0	0
24t	Metellus	MIN	SAF	1	0	0.0	0	0
24t	Moore	IND	CB	1	32	32.0	32t	1
24t	*Mukuba	PHI	SAF	1	41	41.0	41	0
24t	Murray	JAX	SS	1	12	12.0	12	0
24t	Oluokun	JAX	LB	1	0	0.0	0	0
24t	Pola-Mao	LV	SAF	1	0	0.0	0	0
24t	Ramsey	PIT	CB	1	2	2.0	2	0
24t	Reed	DET	CB	1	34	34.0	34	0
24t	Robertson	DET	CB	1	2	2.0	2	0
24t	Rodgers	MIN	CB	1	87	87.0	87t	1
24t	Roland-Wallace	KC	CB	1	23	23.0	23	0
24t	*Sanker	NO	SAF	1	0	0.0	0	0
24t	Smith-Wade	CAR	CB	1	11	11.0	11t	1
24t	Spillane	NE	LB	1	37	37.0	37	0
24t	Stevenson	CHI	CB	1	3	3.0	3	0
24t	Stingley	HOU	CB	1	20	20.0	20	0
24t	St-Juste	LAC	CB	1	0	0.0	0	0
24t	Stone	CIN	SAF	1	25	25.0	25	0
24t	Turner	CIN	CB	1	7	7.0	7	0
24t	Vildor	TB	CB	1	13	13.0	13	0
24t	Ward	CLE	CB	1	13	13.0	13	0
24t	J. Watson	KC	CB	1	0	0.0	0	0
24t	Watt	PIT	OLB	1	13	13.0	13	0
24t	D. White	LV	LB	1	0	0.0	0	0
24t	Wiggins	BAL	CB	1	61	61.0	61	0
24t	E. Williams	GB	SAF	1	0	0.0	0	0
24t	Ma. Wilson	ARI	LB	1	9	9.0	9	0
24t	Wingard	JAX	SAF	1	39	39.0	39	0
24t	Wonnum	CAR	LB	1	0	0.0	0	0
24t	Woods	TEN	FS	1	16	16.0	16	0
24t	N. Wright	CHI	CB	1	74	74.0	74t	1

# 2025 NATIONAL FOOTBALL LEAGUE

## NFL SACK LEADERS

RANK	PLAYER	TEAM	POS	SACKS
1	Bonitto	DEN	LB	8.0
2	Young	LAR	LB	7.5
3	Burns	NYG	LB	7.0
4	Hutchinson	DET	DE	6.0
5	Armstrong	WAS	DE	5.5
6t	Sweat	ARI	OLB	5.0
6t	Tuipulotu	LAC	LB	5.0
8t	Cooper	DEN	LB	4.5
8t	Gary	GB	DE	4.5
8t	Granderson	NO	DE	4.5
8t	Herbig	PIT	LB	4.5
8t	Landry	NE	LB	4.5
8t	Muhammad	DET	DE	4.5
8t	Murphy	SEA	DT	4.5
8t	Simmons	TEN	DT	4.5
16t	Chubb	MIA	OLB	4.0
16t	Crosby	LV	DE	4.0
16t	Garrett	CLE	DE	4.0
16t	Hendrickson	CIN	DE	4.0
16t	Hunter	HOU	DE	4.0
16t	Laulu	LV	DT	4.0
16t	Nwosu	SEA	LB	4.0
23t	Armstead	JAX	DT	3.5
23t	Collins	CLE	DT	3.5
23t	Houston	DAL	DE	3.5
23t	Karlaftis	KC	DE	3.5
23t	Miller	WAS	OLB	3.5
23t	Strnad	DEN	LB	3.5
23t	Watt	PIT	OLB	3.5
30t	Anderson	HOU	DE	3.0
30t	Campbell	ARI	DE	3.0
30t	Diaby	TB	LB	3.0
30t	Franklin-Myers	DEN	DE	3.0
30t	Huff	SF	DE	3.0
30t	Lewis	IND	DE	3.0
30t	Paye	IND	DE	3.0
30t	Redmond	MIN	DL	3.0
30t	Verse	LAR	LB	3.0
30t	Williams	SEA	DE	3.0
40t	Allen	DEN	DE	2.5
40t	Chaisson	NE	LB	2.5
40t	David	TB	OLB	2.5
40t	Dexter	CHI	DT	2.5
40t	Z. Harrison	ATL	DE	2.5
40t	Jordan	NO	DE	2.5
40t	Parsons	GB	DE-LB	2.5
40t	Thibodeaux	NYG	LB	2.5
40t	Vea	TB	DT	2.5
40t	M. Williams	NE	DE	2.5
50t	Barnes	DET	LB	2.0
50t	Baun	PHI	LB	2.0
50t	Bishop	BUF	SAF	2.0
50t	Bosa	BUF	DE-LB	2.0
50t	Bosa	SF	DE	2.0
50t	Browning	ARI	LB	2.0

# 2025 NATIONAL FOOTBALL LEAGUE

---

## NFL SACK LEADERS

RANK	PLAYER	TEAM	POS	SACKS
50t	Campbell	DET	LB	2.0
50t	Davis	PHI	DT	2.0
50t	Dodson	MIA	LB	2.0
50t	Eboigbe	LAC	DT	2.0
50t	Ebukam	IND	DE	2.0
50t	Hargrave	MIN	NT	2.0
50t	*Harmon	PIT	DT	2.0
50t	Henley	LAC	LB	2.0
50t	D. Jones	BUF	DT	2.0
50t	Lawrence	SEA	DE	2.0
50t	Luvu	WAS	LB	2.0
50t	Madubuike	BAL	DT	2.0
50t	McCullough	LAR	SAF	2.0
50t	McDonald	NYJ	DE	2.0
50t	McMillian	DEN	CB	2.0
50t	Ojomo	PHI	DT	2.0
50t	Oliver	BUF	DT	2.0
50t	Omenihu	KC	DE	2.0
50t	Ossai	CIN	DE	2.0
50t	Ramsey	PIT	CB	2.0
50t	T. Robinson	BAL	LB	2.0
50t	Thomas	SEA	LB	2.0
50t	Tranquill	KC	LB	2.0
50t	Uwazurike	DEN	DT	2.0
50t	Van Ginkel	MIN	OLB	2.0
50t	Wagner	WAS	MLB	2.0
50t	Walker	JAX	DE	2.0
50t	Werner	NO	LB	2.0
50t	Wilson	LV	DE	2.0
50t	Wright	CLE	DE	2.0
50t	Wyatt	GB	DT	2.0

# 2025 NATIONAL FOOTBALL LEAGUE

## NFL LEADERS IN FUMBLE RECOVERIES

RANK	PLAYER	TEAM	POS	TOTAL	OWN TEAM	OPP TEAM
1t	Mahomes	KC	QB	3	3	0
1t	Maye	NE	QB	3	3	0
3t	Bernard	BUF	LB	2	0	2
3t	Landman	LAR	LB	2	0	2
3t	McCarthy	MIN	QB	2	2	0
3t	Prescott	DAL	QB	2	2	0
3t	Stafford	LAR	QB	2	2	0
3t	White	TB	RB	2	2	0
3t	Ca. Williams	CHI	QB	2	2	0
3t	Wilson	NYG	QB	2	2	0
11t	Adebawore	IND	DT	1	0	1
11t	Agnew	ATL	WR	1	1	0
11t	Allen	MIN	DE	1	0	1
11t	Allen	BUF	QB	1	1	0
11t	Allen	LAC	WR	1	1	0
11t	*Allen	JAX	RB	1	1	0
11t	*Barron	DEN	CB	1	0	1
11t	Barton	TB	OT	1	1	0
11t	Benson	ARI	RB	1	0	1
11t	Booker	LV	DT	1	0	1
11t	Bosa	SF	DE	1	0	1
11t	Brandel	MIN	OG	1	1	0
11t	Brooks	MIA	LB	1	0	1
11t	C. Brown	CIN	RB	1	1	0
11t	O. Brown	CIN	OT	1	1	0
11t	Brown	BUF	OT	1	1	0
11t	Browning	ARI	LB	1	0	1
11t	Butler	LV	DT	1	0	1
11t	Calcaterra	PHI	TE	1	1	0
11t	Campbell	DET	LB	1	0	1
11t	*Campbell	NE	OT	1	1	0
11t	Carter	CLE	WR	1	1	0
11t	Chubb	MIA	OLB	1	0	1
11t	Cisco	NYJ	SAF	1	0	1
11t	Codrington	BUF	CB	1	1	0
11t	*Collins	SF	DT	1	0	1
11t	Collins	ARI	LB	1	0	1
11t	Cropper	DAL	WR	1	1	0
11t	Daniels	WAS	QB	1	1	0
11t	D. Davis	NO	OLB	1	0	1
11t	Davis	LAC	WR	1	1	0
11t	Davis	LAR	DE	1	0	1
11t	Deablo	ATL	LB	1	0	1
11t	Delpit	CLE	SAF	1	0	1
11t	Diabate	CLE	LB	1	0	1
11t	Dowdle	CAR	RB	1	1	0
11t	Epenesa	BUF	DE	1	0	1
11t	*Farmer	NE	DT	1	0	1
11t	Farrell	SF	TE	1	1	0
11t	Fiske	LAR	DE	1	0	1
11t	Fitzpatrick	MIA	FS	1	0	1
11t	Ford	ATL	CB	1	0	1
11t	Froholdt	ARI	C	1	1	0
11t	Gainwell	PIT	RB	1	1	0
11t	Gibbs	DET	RB	1	1	0

# 2025 NATIONAL FOOTBALL LEAGUE

## NFL LEADERS IN FUMBLE RECOVERIES

RANK	PLAYER	TEAM	POS	TOTAL	OWN TEAM	OPP TEAM
11t	Gipson	SF	LB-DE	1	0	1
11t	Gordon	CHI	CB	1	0	1
11t	*Gordon	MIA	RB	1	1	0
11t	Hall	NYJ	RB	1	1	0
11t	Hamilton	WAS	CB	1	1	0
11t	Hawkins	NE	SAF	1	0	1
11t	Hellams	ATL	SAF	1	0	1
11t	*Henderson	NE	RB	1	1	0
11t	Higgins	CIN	WR	1	1	0
11t	Hill	BAL	RB	1	1	0
11t	Houston	DAL	DE	1	0	1
11t	Howard	IND	CB	1	0	1
11t	Howden	NO	SAF	1	0	1
11t	Hunt	KC	RB	1	1	0
11t	Hunter	HOU	DE	1	0	1
11t	Hurts	PHI	QB	1	1	0
11t	L. Jackson	BAL	QB	1	1	0
11t	T. Jackson	MIN	SAF	1	0	1
11t	Jacobs	GB	RB	1	1	0
11t	Jenkins	BAL	DT	1	0	1
11t	B. Jones	DEN	SAF	1	0	1
11t	B. Jones	PIT	OT	1	1	0
11t	Jones	CIN	WR	1	1	0
11t	Jones	TEN	LB	1	0	1
11t	Jones	SF	QB	1	1	0
11t	Jordan	NO	DE	1	0	1
11t	Joseph-Day	TEN	DE	1	0	1
11t	Karlaftis	KC	DE	1	0	1
11t	Kelly	LV	CB	1	0	1
11t	Lake	LAR	SAF	1	0	1
11t	*Lane	WAS	WR	1	1	0
11t	Lattimore	WAS	CB	1	0	1
11t	Lawrence	JAX	QB	1	1	0
11t	Legette	CAR	WR	1	1	0
11t	Lewis	JAX	CB	1	0	1
11t	Likely	BAL	TE	1	1	0
11t	Lloyd	JAX	LB	1	0	1
11t	Lockett	TEN	WR	1	0	1
11t	*Mausi	TEN	LB	1	0	1
11t	Mayfield	TB	QB	1	1	0
11t	McCaffrey	SF	RB	1	1	0
11t	McCoy	NO	C	1	1	0
11t	Mims	DEN	WR	1	1	0
11t	Mitchell	PHI	CB	1	0	1
11t	*Monangai	CHI	RB	1	1	0
11t	Moore	BUF	WR	1	1	0
11t	Moore	SF	WR	1	1	0
11t	Nowaske	DET	LB	1	0	1
11t	Okudah	MIN	CB	1	0	1
11t	Oliver	MIN	TE	1	1	0
11t	Oluokun	JAX	LB	1	0	1
11t	Pacheco	KC	RB	1	1	0
11t	Paul	MIA	OT	1	1	0
11t	Penix	ATL	QB	1	1	0
11t	Peppers	PIT	FS	1	0	1

# 2025 NATIONAL FOOTBALL LEAGUE

## NFL LEADERS IN FUMBLE RECOVERIES

RANK	PLAYER	TEAM	POS	TOTAL	OWN TEAM	OPP TEAM
11t	Phillips	NYG	CB	1	0	1
11t	Ja. Phillips	MIA	LB	1	0	1
11t	Raimann	IND	OT	1	1	0
11t	Reed	DET	CB	1	0	1
11t	Richardson	CAR	SAF	1	0	1
11t	Ringo	PHI	CB	1	0	1
11t	Robinson	ATL	RB	1	1	0
11t	Rodgers	MIN	CB	1	0	1
11t	Ruiz	NO	OG	1	1	0
11t	Samuel	WAS	WR	1	1	0
11t	*Sanker	NO	SAF	1	0	1
11t	Saubert	SEA	TE	1	1	0
11t	*Sigle	SF	SAF	1	0	1
11t	Skinner	DEN	SAF	1	0	1
11t	Skowronek	PIT	WR	1	0	1
11t	Slay	PIT	CB	1	0	1
11t	G. Smith	LV	QB	1	1	0
11t	Smith	BAL	ILB	1	0	1
11t	T. Smith	TB	SAF	1	0	1
11t	Tagovailoa	MIA	QB	1	1	0
11t	Tart	LAC	DT	1	0	1
11t	Taylor	IND	RB	1	1	0
11t	*M. Taylor	NYJ	TE	1	1	0
11t	Thomas	NYG	OT	1	1	0
11t	Thornhill	PIT	SAF	1	1	0
11t	*Trader	MIA	SAF	1	0	1
11t	Tranquill	KC	LB	1	0	1
11t	Vea	TB	DT	1	0	1
11t	Wallace	BAL	WR	1	1	0
11t	Ward	MIN	SAF	1	0	1
11t	Warner	SF	MLB	1	0	1
11t	Watt	PIT	OLB	1	0	1
11t	Werner	NO	LB	1	0	1
11t	Whittington	LAR	WR	1	1	0
11t	S. Williams	DAL	DE	1	0	1
11t	Wilson	NYJ	WR	1	1	0
11t	L. Wilson	CIN	LB	1	0	1
11t	P. Wilson	PIT	LB	1	0	1
11t	Wilson	LV	DE	1	0	1
11t	Wingard	JAX	SAF	1	0	1
11t	*Woodson	NE	SAF	1	0	1
11t	N. Wright	CHI	CB	1	0	1

# 2025 NATIONAL FOOTBALL LEAGUE

## NFL LEADERS IN RECOVERIES OF FUMBLES BY OWN TEAM

RANK	PLAYER	TEAM	POS	REC	YARDS	AVG	LONG	TD
1t	Mahomes	KC	QB	3	0	0.0	0	0
1t	Maye	NE	QB	3	0	0.0	0	0
3t	McCarthy	MIN	QB	2	0	0.0	0	0
3t	Prescott	DAL	QB	2	0	0.0	0	0
3t	Stafford	LAR	QB	2	0	0.0	0	0
3t	White	TB	RB	2	0	0.0	0	0
3t	Ca. Williams	CHI	QB	2	0	0.0	0	0
3t	Wilson	NYG	QB	2	0	0.0	0	0
9t	Agnew	ATL	WR	1	0	0.0	0	0
9t	Allen	BUF	QB	1	0	0.0	0	0
9t	Allen	LAC	WR	1	0	0.0	0	0
9t	*Allen	JAX	RB	1	0	0.0	0	0
9t	Barton	TB	OT	1	0	0.0	0	0
9t	Brandel	MIN	OG	1	0	0.0	0	0
9t	C. Brown	CIN	RB	1	0	0.0	0	0
9t	O. Brown	CIN	OT	1	0	0.0	0	0
9t	Brown	BUF	OT	1	0	0.0	0	0
9t	Calcaterra	PHI	TE	1	0	0.0	0	0
9t	*Campbell	NE	OT	1	0	0.0	0	0
9t	Carter	CLE	WR	1	0	0.0	0	0
9t	Codrington	BUF	CB	1	0	0.0	0	0
9t	Cropper	DAL	WR	1	0	0.0	0	0
9t	Daniels	WAS	QB	1	0	0.0	0	0
9t	Davis	LAC	WR	1	0	0.0	0	0
9t	Dowdle	CAR	RB	1	-1	-1.0	-1	0
9t	Farrell	SF	TE	1	0	0.0	0	0
9t	Froholdt	ARI	C	1	0	0.0	0	0
9t	Gainwell	PIT	RB	1	0	0.0	0	0
9t	Gibbs	DET	RB	1	0	0.0	0	0
9t	*Gordon	MIA	RB	1	0	0.0	0	0
9t	Hall	NYJ	RB	1	7	7.0	7	0
9t	Hamilton	WAS	CB	1	3	3.0	3	0
9t	*Henderson	NE	RB	1	0	0.0	0	0
9t	Higgins	CIN	WR	1	0	0.0	0	0
9t	Hill	BAL	RB	1	0	0.0	0	0
9t	Hunt	KC	RB	1	0	0.0	0	0
9t	Hurts	PHI	QB	1	-3	-3.0	-3	0
9t	L. Jackson	BAL	QB	1	0	0.0	0	0
9t	Jacobs	GB	RB	1	0	0.0	0	0
9t	B. Jones	PIT	OT	1	6	6.0	6	0
9t	Jones	CIN	WR	1	0	0.0	0	0
9t	Jones	SF	QB	1	0	0.0	0	0
9t	*Lane	WAS	WR	1	0	0.0	0	0
9t	Lawrence	JAX	QB	1	0	0.0	0	0
9t	Legette	CAR	WR	1	0	0.0	0	0
9t	Likely	BAL	TE	1	0	0.0	0	0
9t	Mayfield	TB	QB	1	0	0.0	0	0
9t	McCaffrey	SF	RB	1	0	0.0	0	0
9t	McCoy	NO	C	1	0	0.0	0	0
9t	Mims	DEN	WR	1	0	0.0	0	0
9t	*Monangai	CHI	RB	1	1	1.0	1	0
9t	Moore	BUF	WR	1	-1	-1.0	-1	0
9t	Moore	SF	WR	1	0	0.0	0	0
9t	Oliver	MIN	TE	1	0	0.0	0	0
9t	Pacheco	KC	RB	1	0	0.0	0	0

# 2025 NATIONAL FOOTBALL LEAGUE

---

## NFL LEADERS IN RECOVERIES OF FUMBLES BY OWN TEAM

RANK	PLAYER	TEAM	POS	REC	YARDS	AVG	LONG	TD
9t	Paul	MIA	OT	1	0	0.0	0	0
9t	Penix	ATL	QB	1	0	0.0	0	0
9t	Raimann	IND	OT	1	0	0.0	0	0
9t	Robinson	ATL	RB	1	0	0.0	0	0
9t	Ruiz	NO	OG	1	0	0.0	0	0
9t	Samuel	WAS	WR	1	0	0.0	0	0
9t	Saubert	SEA	TE	1	0	0.0	0	0
9t	G. Smith	LV	QB	1	0	0.0	0	0
9t	Tagovailoa	MIA	QB	1	0	0.0	0	0
9t	Taylor	IND	RB	1	0	0.0	0	0
9t	*M. Taylor	NYJ	TE	1	0	0.0	0	0
9t	Thomas	NYG	OT	1	0	0.0	0	0
9t	Thornhill	PIT	SAF	1	0	0.0	0	0
9t	Wallace	BAL	WR	1	0	0.0	0	0
9t	Whittington	LAR	WR	1	0	0.0	0	0
9t	Wilson	NYJ	WR	1	0	0.0	0	0

# 2025 NATIONAL FOOTBALL LEAGUE

## NFL LEADERS IN RECOVERIES OF FUMBLES BY OPPOSING TEAM

RANK	PLAYER	TEAM	POS	REC	YARDS	AVG	LONG	TD
1t	Bernard	BUF	LB	2	0	0.0	0	0
1t	Landman	LAR	LB	2	0	0.0	0	0
3t	Adebawore	IND	DT	1	0	0.0	0	0
3t	Allen	MIN	DE	1	0	0.0	0	0
3t	*Barron	DEN	CB	1	0	0.0	0	0
3t	Benson	ARI	RB	1	0	0.0	0	0
3t	Booker	LV	DT	1	0	0.0	0	0
3t	Bosa	SF	DE	1	0	0.0	0	0
3t	Brooks	MIA	LB	1	2	2.0	2	0
3t	Browning	ARI	LB	1	0	0.0	0	0
3t	Butler	LV	DT	1	0	0.0	0	0
3t	Campbell	DET	LB	1	2	2.0	2	0
3t	Chubb	MIA	OLB	1	2	2.0	2	0
3t	Cisco	NYJ	SAF	1	0	0.0	0	0
3t	*Collins	SF	DT	1	0	0.0	0	0
3t	Collins	ARI	LB	1	3	3.0	3t	1
3t	D. Davis	NO	OLB	1	0	0.0	0	0
3t	Davis	LAR	DE	1	0	0.0	0	0
3t	Deablo	ATL	LB	1	0	0.0	0	0
3t	Delpit	CLE	SAF	1	0	0.0	0	0
3t	Diabate	CLE	LB	1	0	0.0	0	0
3t	Epenesa	BUF	DE	1	0	0.0	0	0
3t	*Farmer	NE	DT	1	0	0.0	0	0
3t	Fiske	LAR	DE	1	0	0.0	0	0
3t	Fitzpatrick	MIA	FS	1	0	0.0	0	0
3t	Ford	ATL	CB	1	0	0.0	0	0
3t	Gipson	SF	LB-DE	1	0	0.0	0	0
3t	Gordon	CHI	CB	1	0	0.0	0	0
3t	Hawkins	NE	SAF	1	0	0.0	0	0
3t	Hellams	ATL	SAF	1	0	0.0	0	0
3t	Houston	DAL	DE	1	0	0.0	0	0
3t	Howard	IND	CB	1	2	2.0	2	0
3t	Howden	NO	SAF	1	86	86.0	86t	1
3t	Hunter	HOU	DE	1	0	0.0	0	0
3t	T. Jackson	MIN	SAF	1	9	9.0	9	0
3t	Jenkins	BAL	DT	1	11	11.0	11	0
3t	B. Jones	DEN	SAF	1	0	0.0	0	0
3t	Jones	TEN	LB	1	2	2.0	2	0
3t	Jordan	NO	DE	1	0	0.0	0	0
3t	Joseph-Day	TEN	DE	1	0	0.0	0	0
3t	Karlaftis	KC	DE	1	1	1.0	1	0
3t	Kelly	LV	CB	1	3	3.0	3	0
3t	Lake	LAR	SAF	1	20	20.0	20	0
3t	Lattimore	WAS	CB	1	0	0.0	0	0
3t	Lewis	JAX	CB	1	0	0.0	0	0
3t	Lloyd	JAX	LB	1	2	2.0	2	0
3t	Lockett	TEN	WR	1	0	0.0	0t	1
3t	*Mausi	TEN	LB	1	0	0.0	0	0
3t	Mitchell	PHI	CB	1	6	6.0	6	0
3t	Nowaske	DET	LB	1	0	0.0	0	0
3t	Okudah	MIN	CB	1	0	0.0	0	0
3t	Oluokun	JAX	LB	1	0	0.0	0	0
3t	Peppers	PIT	FS	1	0	0.0	0	0
3t	Phillips	NYG	CB	1	0	0.0	0	0
3t	Ja. Phillips	MIA	LB	1	4	4.0	4	0

# 2025 NATIONAL FOOTBALL LEAGUE

## NFL LEADERS IN RECOVERIES OF FUMBLES BY OPPOSING TEAM

RANK	PLAYER	TEAM	POS	REC	YARDS	AVG	LONG	TD
3t	Reed	DET	CB	1	3	3.0	3	0
3t	Richardson	CAR	SAF	1	0	0.0	0	0
3t	Ringo	PHI	CB	1	0	0.0	0	0
3t	Rodgers	MIN	CB	1	66	66.0	66t	1
3t	*Sanker	NO	SAF	1	27	27.0	27	0
3t	*Sigle	SF	SAF	1	0	0.0	0	0
3t	Skinner	DEN	SAF	1	0	0.0	0	0
3t	Skowronek	PIT	WR	1	0	0.0	0	0
3t	Slay	PIT	CB	1	-6	-6.0	-6	0
3t	Smith	BAL	ILB	1	63	63.0	63t	1
3t	T. Smith	TB	SAF	1	0	0.0	0	0
3t	Tart	LAC	DT	1	0	0.0	0	0
3t	*Trader	MIA	SAF	1	0	0.0	0	0
3t	Tranquill	KC	LB	1	0	0.0	0	0
3t	Vea	TB	DT	1	0	0.0	0	0
3t	Ward	MIN	SAF	1	0	0.0	0	0
3t	Warner	SF	MLB	1	0	0.0	0	0
3t	Watt	PIT	OLB	1	0	0.0	0	0
3t	Werner	NO	LB	1	0	0.0	0	0
3t	S. Williams	DAL	DE	1	0	0.0	0	0
3t	L. Wilson	CIN	LB	1	0	0.0	0	0
3t	P. Wilson	PIT	LB	1	0	0.0	0	0
3t	Wilson	LV	DE	1	0	0.0	0	0
3t	Wingard	JAX	SAF	1	0	0.0	0	0
3t	*Woodson	NE	SAF	1	0	0.0	0	0
3t	N. Wright	CHI	CB	1	0	0.0	0	0

# 2025 NATIONAL FOOTBALL LEAGUE

## NFL OFFENSIVE RANKS

BAL	BUF	CIN	CLE	DEN	HOU	IND	JAX	KC	LAC	LV	MIA	NE	NYJ	PIT	TEN		ARI	ATL	CAR	CHI	DAL	DET	GB	LAR	MIN	NO	NYG	PHI	SEA	SF	TB	WAS
21	3	31	27	15	20	4	17	8	7	23	26	16	28	29	32	TotYd/G	22	2	18	14	1	11	9	5	25	24	19	30	10	6	12	13
12	5	30	31	20	18	2	21	11	13	24	17	14	29	23	32	TotYd/P	26	10	22	15	4	7	8	3	19	27	25	28	1	16	9	6
9t	2t	32	28	7	16	6	11	14	13	23	27	26	5	29	31	RusYd/G	17	1	4	18	15	8	12	22	21	19	9t	25	24	30	20	2t
2	7	31	26	10	17	14	9	12	3	22	11	29	5	30	25	RusAvg	13	8	4	20	6	16	23	18	15	24	19	28	27	32	21	1
28	13	30	26	16	19t	5	15	8	9	18	21	6	32	25	31	PasYd/G	24	12	27	11	2	14	10	3	19t	22	17	29	4	1	7	23
18	8	29	31	21	16	2	25	14	17	20	22	4	30	13	32	PasAvg	28	11	27	12	10	5	3	6	19	26	23	24	1	9	7	15
28	22	31	24	17t	20	12	23	4	14	32	30	7	3	21	19	%PasInt	17t	15t	25	10	13	8	11	5	29	6	26	2	15t	27	1	9
29	17	20	19	2	21	1	14	6	24	26	18	27	32	16	30	Sac/PasP	25	4t	7	15	3	9	13	10	31	11	22	28	4t	12	8	23
29	3	31	25t	18	23t	1	19	4	13	23t	30	15t	21	28	32	1D/G	22	9t	6	20	2	11t	8	7	27	14	9t	25t	17	5	11t	15t
15	13	23	28	24	26	2	25	11	5	12	3	10	31	20	32	3D Eff	6	9	19	7	8	17	1	16	30	21	18	27	22	4	14	29
29t	17t	1	16	23t	2	7t	11t	3	11t	23t	21	4t	22	29t	23t	4D Eff	4t	27	14	29t	7t	15	7t	17t	11t	29t	28	6	23t	17t	17t	10
3	30	10	26	12	14	28	8	17	23	15	2	1	18	27	9	PR Avg	11	29	32	13	21	16	31	24	19	7	22	20	4	25	5	6
22	11	28	24	14	16	5	20	7	13	12	8	15	2	21	9	KR Avg	18	31	30	10	29	17	4	26	19	27	6	32	3	25	23	1
6	32	1	26	19	15	3	9	25	7	24	8	12	17	18	14	GPunAvg	4	30	20	16	21	23	5	11	10	29	27	2	13	28	31	22
3	25	11	27	20	9	1	7	10	8	29	2	24	6	21	13	NPunAvg	5	26	32	23	18	17	12	19	4	31	22	15	16	30	28	14
13	4	29t	32	20t	22	1	17	9	23	29t	18	11	25	14	31	Pts/G	20t	27	19	10	3	2	8	16	12	28	26	15	5	24	6	7
9	7t	28	18t	10t	15	6	26	21t	1t	21t	14	10t	1t	18t	24t	FG%	16t	30t	7t	16t	1t	24t	18t	30t	10t	29	1t	1t	21t	10t	27	30t

## NFL DEFENSIVE RANKS

BAL	BUF	CIN	CLE	DEN	HOU	IND	JAX	KC	LAC	LV	MIA	NE	NYJ	PIT	TEN		ARI	ATL	CAR	CHI	DAL	DET	GB	LAR	MIN	NO	NYG	PHI	SEA	SF	TB	WAS
29	17	31	3	2	4	19	23	12	7	11	30	16	20	25	22	TotYd/G	24	1	10	27	32	9	5	8	6	18	28	21	13	15	14	26
24	23	29	4	1	5	15	27	19	9	11	31	25	20	10	21	TotYd/P	13	7	22	32	30	12	2	3	8	14	28	17	6	18	16	26
26t	30	28	3	6	7	12	8	19	21	10	32	4	23	16	25	RusYd/G	13	17t	9	31	29	11	1	15	24	17t	22	26t	2	14	5	20
23	32	20	1	8	9	19	15	26	28	11	30	3	18	14	21	RusAvg	16	27	13	31	25	10	4	6	22	7	29	24	2	12	5	17
29	4	31	7	3	5	22	30	8	6	19	20	25	10	27	13	PasYd/G	28	1	17	15	32	14	11	9	2	16	26	12	24	18	21	23
21	8	30	14	1	7	11	23	16	5	15	28	31	26	10	22	PasAvg	13	2	24	29	32	18	3	6	4	25	17	12	9	19	20	27
30	23	9	24	29	4	7	2	11	5	20	28	13	31t	10	12	%PasInt	19	3	14	1	27	6	26	16	22	18	17	21	8	31t	15	25
29	8	23	11	1	14	16	31	13	10	18	19	17	26	3	25	Sac/PasP	27	2	32	22	24	4	20	7	6	15	21	28	9	30	12	5
29	11t	31	2	3	5	24t	10	11t	6	8	30	17t	14t	28	14t	1D/G	26	1	4	22	32	17t	9	20t	7	23	27	24t	20t	13	14t	17t
28	22	29	27	1	8	30t	23	14	13	25	30t	21	9	18	19	3D Eff	7	4	12	3	32	20	6	10	2	24	16	26	17	5	15	11
28	14t	14t	8t	1	8t	7	5	2	19t	29	30	3	31t	17t	27	4D Eff	8t	25t	22t	19t	17t	8t	19t	24	16	8t	31t	4	22t	25t	6	8t
5	10	19	20	18	16	6	2	7	24	31	12	30	3	17	15	PR Avg	9	8	32	22	14	13	23	26	11	28t	4	25	21	28t	27	1
15	17	29	14	32	7	13	12	10	28	26	31	8	24	18	27	KR Avg	21	19	2	22	9	16	23	1	11	30	3	4	5	20	25	6
2	18	10	31	27	6	1	11	22	19	8	32	4	9	12	14	GPunAvg	28	15	25	17	7	30	21	29	13	5	20	3	16	26	23	24
2	26	8	30	23	3	14	15	17	28	13	5	1	10	18	27	NPunAvg	19	31	32	16	20	21	24	29	9	4	25	12	11	22	7	6
32	17	30	21t	2	1	4	7t	11	12	23	29	7t	28	16	26	Pts/G	14	7t	21t	27	31	18	10	3	5	25	20	19	6	15	24	13
8t	23t	20t	7	29t	1	4	20t	29t	26	15t	28	13t	27	22	13t	FG%	19	25	11t	5	29t	17t	3	29t	11t	23t	10	8t	6	2	15t	17t
29	10t	32	30	5	2	1	13	9	17	26	25	10t	27	14	31	PPG Diff	16	18	22	23	21	3t	6	10t	8	28	24	19	3t	20	15	7
28	6	32	15	2	9	10	20	8	5	18	30	17	26	29	31	Yd/G Diff	24	1	14	23	22	11	3	4	16	21	25	27	12	7	13	19

***LAST WEEK'S  
GAME BOOK***

# National Football League Game Summary

NFL Copyright © 2025 by The National Football League. All rights reserved. This summary and play-by-play is for the express purpose of assisting media in their coverage of the game; any other use of this material is prohibited without the written permission of the National Football League.

Date: Sunday, 10/12/2025

## Los Angeles Chargers at Miami Dolphins

Start Time: 1:02 PM EDT

at Hard Rock Stadium, Miami Gardens, FL

### Game Day Weather

Game Weather: Partly Cloudy  
Open Stadium on Natural Grass

Temp: 85° F (29.4° C) Humidity: 62%, Wind: N 4 mph

### Officials

Referee: Vinovich, Bill (52)  
Line Judge: Sutter, Tripp (37)  
Back Judge: Prukop, Todd (30)

Umpire: Walker, Scott (11)  
Field Judge: Santi, Aaron (50)  
Replay Official: Wakefield, Chad (0)

Down Judge: Keller, Dale (9)  
Side Judge: Buchanan, Jimmy (86)

### Lineups

#### Los Angeles Chargers

Offense		Defense	
TE	86 O.Gadsden	EDGE	48 B.Dupree
LT	74 A.Deculus	DL	92 J.Eboigbe
LG	77 Z.Johnson	DL	99 J.Caldwell
C	75 B.Bozeman	DL	90 T.Tart
RG	73 M.Becton	OLB	45 T.Tuipulotu
RT	66 B.Hart	LB	0 D.Henley
WR	15 L.McConkey	LB	43 T.Dye
WR	9 T.Harris	CB	29 T.Still
WR	84 K.Lambert-Smith	CB	26 D.Jackson
QB	10 J.Herbert	S	3 D.James
RB	30 K.Vidal	S	2 E.Molden

#### Miami Dolphins

Offense		Defense	
WR	18 N.Westbrook-Ikhine	DT	92 Z.Sieler
TE	89 J.Hill	DT	94 Jo.Phillips
LT	52 P.Paul	LB	2 B.Chubb
LG	72 J.Savaiinaea	LB	15 Ja.Phillips
C	55 A.Brewer	LB	3 K.Britt
RG	69 C.Strange	LB	20 J.Brooks
RT	79 L.Borom	CB	23 J.Jones
WR	17 J.Waddle	CB	26 R.Douglas
QB	1 T.Tagovailoa	S	11 D.Trader
FB	30 A.Ingold	S	21 A.Davis
RB	28 D.Achane	S	29 M.Fitzpatrick

### Substitutions

K 11 C.Dicker, WR 13 K.Allen, P 16 J.Scott, CB 20 C.Hart, S 23 T.Jefferson, CB 24 B.St-Juste, S 27 R.Mickens, RB 28 H.Haskins, RB 31 N.Miller-Hines, DB 36 J.Taylor, S 40 K.Williamson, LS 41 R.Lovato, TE 42 T.Fisk, OLB 50 C.Murphy, LB 53 D.Phillips, OLB 54 K.Kennard, LB 58 M.Wax, T 67 F.Sarell, T 72 D.Sharpe, C 78 A.James, TE 83 T.Conklin, TE 89 W.Dissly, DL 93 O.Ogbonnia, DL 96 N.Jones, OLB 98 O.Oweh

### Substitutions

WR 6 M.Washington, LB 8 M.Judon, S 9 I.Melifonwu, P 16 J.Bailey, CB 27 E.Bonner, RB 31 O.Gordon, CB 32 J.Brents, LB 40 W.Gay, S 43 J.Colbert, LB 44 C.Robinson, CB 46 I.Johnson, K 47 R.Patterson, LS 49 J.Cardona, LB 53 C.Goode, LB 56 Q.Bell, OL 64 D.Brunskill, T 70 K.Lamm, OL 71 K.Smith, TE 80 T.Conner, WR 82 D.Eskridge, TE 83 D.Waller, DT 90 K.Grant, DT 91 M.Butler, DT 95 B.Jones

### Did Not Play

QB 5 T.Lance

### Did Not Play

QB 0 Z.Wilson, WR 84 T.Washington

### Not Active

WR 1 Q.Johnston, WR 12 D.Davis, FB/DL 44 S.Matlock, CB 46 N.Reed, OL 68 J.Salyer, T 76 J.Alt, G/T 79 T.Pipkins

### Not Active

RB 5 J.Wright, 3QB 14 Q.Ewers, WR 19 C.Wilson, DB 22 E.Campbell, LB 25 T.Dodson, CB 36 S.Duck, DT 93 Z.Biggers

### Field Goals (made ( ) & missed)

C.Dicker (35) (31) (29) (35) (33)

R.Patterson 57WR (47) (27)

		1	2	3	4	OT	Total
VISITOR:	Los Angeles Chargers	6	3	14	6	0	29
HOME:	Miami Dolphins	7	6	0	14	0	27

### Scoring Plays

Team	Qtr	Time	Play Description (Extra Point) (Drive Info)	Visitor	Home
Chargers	1	7:52	C.Dicker 35 yd. Field Goal (11-42, 6:14)	3	0
Dolphins	1	4:03	D.Achane 49 yd. run (R.Patterson kick) (1-49, 0:08)	3	7
Chargers	1	0:35	C.Dicker 31 yd. Field Goal (7-55, 3:28)	6	7
Chargers	2	8:39	C.Dicker 29 yd. Field Goal (6-42, 3:18)	9	7
Dolphins	2	4:30	R.Patterson 47 yd. Field Goal (8-36, 4:09)	9	10
Dolphins	2	0:00	R.Patterson 27 yd. Field Goal (9-73, 1:38)	9	13
Chargers	3	7:26	L.McConkey 5 yd. pass from J.Herbert (C.Dicker kick) (13-72, 7:34)	16	13
Chargers	3	3:55	K.Vidal 7 yd. pass from J.Herbert (C.Dicker kick) (4-37, 1:59)	23	13
Chargers	4	12:47	C.Dicker 35 yd. Field Goal (9-62, 4:34)	26	13

# National Football League Game Summary

NFL Copyright © 2025 by The National Football League. All rights reserved. This summary and play-by-play is for the express purpose of assisting media in their coverage of the game; any other use of this material is prohibited without the written permission of the National Football League.

---

Dolphins	4	7:56	D.Achane 4 yd. run (R.Patterson kick) (9-69, 4:51)	26	20
Dolphins	4	0:46	D.Waller 7 yd. pass from T.Tagovailoa (R.Patterson kick) (13-82, 5:33)	26	27
Chargers	4	0:05	C.Dicker 33 yd. Field Goal (6-44, 0:41)	29	27
Paid Attendance: 65,592				Time: 2:58	

Los Angeles Chargers vs Miami Dolphins  
10/12/2025 at Hard Rock Stadium

# Final Individual Statistics

## Los Angeles Chargers

## Miami Dolphins

RUSHING						RUSHING											
	ATT	YDS	AVG	LG	TD		ATT	YDS	AVG	LG	TD						
K.Vidal	18	124	6.9	38	0	D.Achane	16	128	8.0	49	2						
H.Haskins	6	14	2.3	10	0	T.Tagovailoa	1	4	4.0	4	0						
J.Herbert	1	2	2.0	2	0	A.Ingold	1	3	3.0	3	0						
						O.Gordon	2	1	0.5	3	0						
						M.Washington	1	1	1.0	1	0						
Total	25	140	5.6	38	0	Total	21	137	6.5	49	2						
PASSING									PASSING								
	ATT	CMP	YDS	SK/YD	TD	LG	IN	RT		ATT	CMP	YDS	SK/YD	TD	LG	IN	RT
J.Herbert	38	29	264	1/1	2	42	0	112.2	T.Tagovailoa	32	21	205	2/9	1	45	3	54.8
									J.Waddle	1	1	8	0/0	0	8	0	100.0
Total	38	29	264	1/1	2	42	0	112.2	Total	33	22	213	2/9	1	45	3	56.8
PASS RECEIVING								PASS RECEIVING									
	TAR	REC	YDS	AVG	LG	TD		TAR	REC	YDS	AVG	LG	TD				
L.McConkey	9	7	100	14.3	42	1	J.Waddle	8	6	95	15.8	45	0				
O.Gadsden	8	7	68	9.7	21	0	D.Achane	6	4	22	5.5	10	0				
K.Allen	7	4	27	6.8	9	0	M.Washington	5	4	22	5.5	9	0				
T.Harris	5	4	27	6.8	8	0	J.Hill	3	3	31	10.3	14	0				
K.Vidal	4	3	14	4.7	7	1	D.Waller	3	2	12	6.0	7	1				
W.Dissly	2	2	18	9.0	14	0	A.Ingold	1	1	22	22.0	22	0				
H.Haskins	1	1	9	9.0	9	0	T.Conner	1	1	8	8.0	8	0				
K.Lambert-Smith	2	1	1	1.0	1	0	O.Gordon	1	1	1	1.0	1	0				
							D.Eskridge	1	0	0	0.0	0	0				
							N.Westbrook-Ikhine	1	0	0	0.0	0	0				
Total	38	29	264	9.1	42	2	Total	30	22	213	9.7	45	1				
INTERCEPTIONS						INTERCEPTIONS											
	NO	YDS	AVG	LG	TD		NO	YDS	AVG	LG	TD						
D.James	1	21	21.0	21	0												
T.Jefferson	1	2	2.0	2	0												
B.St-Juste	1	0	0.0	0	0												
Total	3	23	7.7	21	0	Total	0	0	0	0	0						
PUNTING								PUNTING									
	NO	YDS	AVG	NET	TB	IN20	LG		NO	YDS	AVG	NET	TB	IN20	LG		
J.Scott	2	94	47.0	43.0	0	2	55	J.Bailey	2	111	55.5	50.0	0	0	57		
Total	2	94	47.0	43.0	0	2	55	Total	2	111	55.5	50.0	0	0	57		
PUNT RETURNS								PUNT RETURNS									
	NO	YDS	AVG	FC	LG	TD		NO	YDS	AVG	FC	LG	TD				
T.Still	1	11	11.0	0	11	0	M.Washington	1	8	8.0	0	8	0				
C.Hart	1	0	0.0	0	0	0	[DOWNED]	1	0	0.0	0	0	0				
Total	2	11	5.5	0	11	0	Total	1	8	8.0	0	8	0				
KICKOFF RETURNS								KICKOFF RETURNS									
	NO	YDS	AVG	FC	LG	TD		NO	YDS	AVG	FC	LG	TD				
N.Miller-Hines	3	97	32.3	0	40	0	M.Washington	5	153	30.6	0	45	0				
K.Lambert-Smith	1	34	34.0	0	34	0	D.Eskridge	1	27	27.0	0	27	0				
[TOUCHBACK]	1	0	0.0	0	0	0	[TOUCHBACK]	2	0	0.0	0	0	0				
Total	4	131	32.8	0	40	0	Total	6	180	30.0	0	45	0				

### Los Angeles Chargers

FUMBLES											
	FUM	LOST	OWN-REC	YDS	TD	FORCED	OPP-REC	YDS	TD	OUT-BDS	
K.Allen	1	0	1	0	0	0	0	0	0	0	
O.Gadsden	1	1	0	0	0	0	0	0	0	0	
Total	2	1	1	0	0	0	0	0	0	0	

### Miami Dolphins

FUMBLES											
	FUM	LOST	OWN-REC	YDS	TD	FORCED	OPP-REC	YDS	TD	OUT-BDS	
A.Davis	0	0	0	0	0	1	0	0	0	0	
R.Douglas	0	0	0	0	0	1	0	0	0	0	
J.Brooks	0	0	0	0	0	0	1	2	0	0	
Total	0	0	0	0	0	2	1	2	0	0	

Los Angeles Chargers vs Miami Dolphins  
10/12/2025 at Hard Rock Stadium

# Final Team Statistics

	Visitor Chargers	Home Dolphins
<b>TOTAL FIRST DOWNS</b>	20	19
By Rushing	7	7
By Passing	12	10
By Penalty	1	2
<b>THIRD DOWN EFFICIENCY</b>	6-15-40.0%	5-11-45.5%
<b>FOURTH DOWN EFFICIENCY</b>	1-1-100.0%	0-0-0.0%
<b>TOTAL NET YARDS</b>	403	341
Total Offensive Plays (inc. times thrown passing)	64	56
Average gain per offensive play	6.3	6.1
<b>NET YARDS RUSHING</b>	140	137
Total Rushing Plays	25	21
Average gain per rushing play	5.6	6.5
Tackles for a loss-number and yards	0-0	1-2
<b>NET YARDS PASSING</b>	263	204
Times thrown - yards lost attempting to pass	1-1	2-9
Gross yards passing	264	213
<b>PASS ATTEMPTS-COMPLETIONS-HAD INTERCEPTED</b>	38-29-0	33-22-3
Avg gain per pass play (inc.# thrown passing)	6.7	5.8
<b>KICKOFFS Number-In End Zone-Touchbacks</b>	8-4-2	5-2-1
<b>PUNTS Number and Average</b>	2-47.0	2-55.5
Had Blocked	0	0
<b>FGs - PATs Had Blocked</b>	0-0	0-0
<b>Net Punting Average</b>	43.0	50.0
<b>TOTAL RETURN YARDAGE (Not Including Kickoffs)</b>	34	8
No. and Yards Punt Returns	2-11	1-8
No. and Yards Kickoff Returns	4-131	6-180
No. and Yards Interception Returns	3-23	0-0
<b>PENALTIES Number and Yards</b>	7-45	4-45
<b>FUMBLES Number and Lost</b>	2-1	0-0
<b>TOUCHDOWNS</b>	2	3
Rushing	0	2
Passing	2	1
<b>EXTRA POINTS Made-Attempts</b>	2-2	3-3
Kicking Made-Attempts	2-2	3-3
<b>FIELD GOALS Made-Attempts</b>	5-5	2-3
<b>RED ZONE EFFICIENCY</b>	2-7-29%	2-3-67%
<b>GOAL TO GO EFFICIENCY</b>	1-1-100%	2-2-100%
<b>SAFETIES</b>	0	0
<b>FINAL SCORE</b>	29	27
<b>TIME OF POSSESSION</b>	34:19	25:41



**Los Angeles Chargers vs Miami Dolphins**  
**10/12/2025 at Hard Rock Stadium**

# Final Defensive Statistics

Los Angeles Chargers	Regular Defensive Plays											Special Teams					Misc				
	TKL	AST	COMB	SK	/ YDS	TFL	Q	IN	PD	FF	FR	TKL	AST	FF	FR	BL	TKL	AST	FF	FR	
D.Henley	3	4	7	0	0	0	0	0	0	0	0	0	0	0	0	0	0	0	0	0	0
T.Dye	5	1	6	0	0	1	0	0	0	0	0	0	0	0	0	0	0	0	0	0	0
E.Molden	3	3	6	0	0	0	0	0	0	0	0	0	0	0	0	0	0	0	0	0	0
D.James	1	4	5	0	0	0	0	1	1	0	0	0	0	0	0	0	0	0	0	0	0
T.Still	3	0	3	0	0	0	0	0	1	0	0	0	0	0	0	0	0	0	0	0	0
J.Eboigbe	2	1	3	0	0	0	0	0	0	0	0	3	0	0	0	0	0	0	0	0	0
B.Dupree	2	1	3	0	0	0	0	0	0	0	0	0	0	0	0	0	0	0	0	0	0
D.Jackson	2	1	3	0	0	1	0	0	0	0	0	0	0	0	0	0	0	0	0	0	0
R.Mickens	2	1	3	0	0	0	0	0	0	0	0	0	0	0	0	0	0	0	0	0	0
B.St-Juste	0	3	3	0	0	0	0	1	1	0	0	0	0	0	0	0	0	0	0	0	0
C.Hart	2	0	2	0	0	0	0	0	1	0	0	0	0	0	0	0	0	0	0	0	0
O.Oweh	1	1	2	1	1	1	2	0	0	0	0	0	0	0	0	0	0	0	0	0	0
T.Jefferson	1	1	2	0	0	0	0	1	1	0	0	0	0	0	0	0	0	0	0	0	0
T.Tuipulotu	1	0	1	1	8	1	2	0	0	0	0	0	0	0	0	0	0	0	0	0	0
K.Kennard	1	0	1	0	0	0	0	0	0	0	0	0	0	0	0	0	0	0	0	0	0
O.Ogbonnia	1	0	1	0	0	0	0	0	0	0	0	0	0	0	0	0	0	0	0	0	0
N.Jones	1	0	1	0	0	0	0	0	0	0	0	0	0	0	0	0	0	0	0	0	0
J.Caldwell	0	1	1	0	0	0	0	0	0	0	0	0	0	0	0	0	0	0	0	0	0
J.Taylor	0	0	0	0	0	0	0	0	0	0	0	2	0	0	0	0	0	0	0	0	0
D.Phillips	0	0	0	0	0	0	0	0	0	0	0	1	1	0	0	0	0	0	0	0	0
M.Wax	0	0	0	0	0	0	0	0	0	0	0	0	1	0	0	0	0	0	0	0	0
K.Allen	0	0	0	0	0	0	0	0	0	0	0	0	0	0	0	0	1	0	0	0	1
<b>Total</b>	<b>31</b>	<b>22</b>	<b>53</b>	<b>2</b>	<b>9</b>	<b>4</b>	<b>4</b>	<b>3</b>	<b>5</b>	<b>0</b>	<b>0</b>	<b>6</b>	<b>2</b>	<b>0</b>	<b>0</b>	<b>0</b>	<b>1</b>	<b>0</b>	<b>0</b>	<b>0</b>	<b>1</b>

**TKL = Tackle AST = Assist COMB = Combined QH=QB Hit IN = Interception PD = Pass Defense FF = Forced Fumble FR = Fumble Recovery**

Los Angeles Chargers vs Miami Dolphins  
10/12/2025 at Hard Rock Stadium

# Final Defensive Statistics

Miami Dolphins	Regular Defensive Plays											Special Teams					Misc				
	TKL	AST	COMB	SK	/ YDS	TFL	QH	IN	PD	FF	FR	TKL	AST	FF	FR	BL	TKL	AST	FF	FR	
K.Britt	6	7	13	0	0	0	0	0	0	0	0	0	0	0	0	0	0	0	0	0	0
J.Brooks	9	0	9	0	0	0	0	0	0	0	0	1	0	0	0	0	0	0	0	0	0
R.Douglas	4	3	7	0	0	0	1	0	0	1	0	0	0	0	0	0	0	0	0	0	0
J.Jones	6	0	6	0	0	0	0	0	0	0	0	0	0	0	0	0	0	0	0	0	0
M.Fitzpatrick	5	0	5	0	0	0	0	0	2	0	0	0	0	0	0	0	0	0	0	0	0
A.Davis	3	2	5	0	0	0	0	0	0	1	0	0	0	0	0	0	0	0	0	0	0
Ja.Phillips	2	1	3	0	0	0	1	0	0	0	0	0	0	0	0	0	0	0	0	0	0
Z.Sieler	1	2	3	0	0	0	2	0	0	0	0	0	0	0	0	0	0	0	0	0	0
B.Jones	1	1	2	0	0	0	0	0	0	0	0	0	0	0	0	0	0	0	0	0	0
D.Trader	1	1	2	0	0	0	0	0	0	0	0	0	0	0	0	0	0	0	0	0	0
Jo.Phillips	0	2	2	0	0	0	0	0	0	0	0	0	0	0	0	0	0	0	0	0	0
K.Grant	1	0	1	1	1	1	1	0	0	0	0	0	0	0	0	0	0	0	0	0	0
B.Chubb	1	0	1	0	0	0	2	0	0	0	0	0	0	0	0	0	0	0	0	0	0
J.Brents	1	0	1	0	0	0	0	0	0	0	0	0	1	1	0	0	0	0	0	0	0
C.Robinson	1	0	1	0	0	0	0	0	0	0	0	0	0	0	0	0	0	0	0	0	0
E.Bonner	1	0	1	0	0	0	0	0	0	0	0	0	0	0	0	0	0	0	0	0	0
M.Butler	1	0	1	0	0	0	0	0	0	0	0	0	0	0	0	0	0	0	0	0	0
C.Goode	0	0	0	0	0	0	0	0	0	0	0	0	1	0	0	0	0	0	0	0	0
R.Patterson	0	0	0	0	0	0	0	0	0	0	0	0	1	0	0	0	0	0	0	0	0
D.Eskridge	0	0	0	0	0	0	0	0	0	0	0	0	0	1	0	0	0	0	0	0	0
J.Cardona	0	0	0	0	0	0	0	0	0	0	0	0	0	1	0	0	0	0	0	0	0
J.Colbert	0	0	0	0	0	0	0	0	0	0	0	0	0	1	0	0	0	0	0	0	0
D.Achane	0	0	0	0	0	0	0	0	0	0	0	0	0	0	0	0	1	0	0	0	0
J.Hill	0	0	0	0	0	0	0	0	0	0	0	0	0	0	0	0	0	1	0	0	0
J.Waddle	0	0	0	0	0	0	0	0	0	0	0	0	0	0	0	0	0	1	0	0	0
<b>Total</b>	<b>44</b>	<b>19</b>	<b>63</b>	<b>1</b>	<b>1</b>	<b>1</b>	<b>7</b>	<b>0</b>	<b>2</b>	<b>2</b>	<b>1</b>	<b>3</b>	<b>4</b>	<b>0</b>	<b>0</b>	<b>0</b>	<b>1</b>	<b>2</b>	<b>0</b>	<b>0</b>	<b>0</b>

**Los Angeles Chargers vs Miami Dolphins**  
**10/12/2025 at Hard Rock Stadium**

# First Half Summary

PERIOD SCORES

Chargers	6	3	=	9
Dolphins	7	6	=	13

TIME OF POSSESSION

Chargers	17:54
Dolphins	12:06

**Scoring Plays**

Team	Qtr	Time	Play Description (Extra Point) (Drive Info)	Visitor	Home
Chargers	1	7:52	C.Dicker 35 yd. Field Goal (11-42, 6:14)	3	0
Dolphins	1	4:03	D.Achane 49 yd. run (R.Patterson kick) (1-49, 0:08)	3	7
Chargers	1	0:35	C.Dicker 31 yd. Field Goal (7-55, 3:28)	6	7
Chargers	2	8:39	C.Dicker 29 yd. Field Goal (6-42, 3:18)	9	7
Dolphins	2	4:30	R.Patterson 47 yd. Field Goal (8-36, 4:09)	9	10
Dolphins	2	0:00	R.Patterson 27 yd. Field Goal (9-73, 1:38)	9	13

	Los Angeles Chargers	Miami Dolphins
<b>TOTAL FIRST DOWNS</b>	7	7
First Downs Rushing-Passing-by Penalty	4 - 2 - 1	2 - 5 - 0
<b>THIRD DOWN EFFICIENCY</b>	1-7-14.3%	2-6-33.3%
<b>TOTAL NET YARDS</b>	168	211
Total Offensive Plays	30	27
<b>NET YARDS RUSHING</b>	76	88
<b>NET YARDS PASSING</b>	92	123
Gross Yards Passing	93	124
Times thrown-yards lost attempting to pass	1-1	1-1
<b>Pass Attempts-Completions-Had Intercepted</b>	16 - 12 - 0	17 - 10 - 1
<b>Punts-Number and Average</b>	1 - 39.0	1 - 54.0
<b>Penalties-Number and Yards</b>	4 - 20	3 - 35
<b>Fumbles-Number and Lost</b>	2 - 1	0 - 0
<b>Red Zone Efficiency</b>	0-3-0%	0-1-0%
<b>Average Drive Start</b>	LAC 37	MIA 34

**Los Angeles Chargers**

**Miami Dolphins**

Los Angeles Chargers										Miami Dolphins								
<b>RUSHING</b>	ATT	YDS	AVG	LG	TD					<b>RUSHING</b>	ATT	YDS	AVG	LG	TD			
K.Vidal	9	72	8.0	38	0					D.Achane	7	89	12.7	49	1			
H.Haskins	3	2	0.7	2	0					M.Washington	1	1	1.0	1	0			
J.Herbert	1	2	2.0	2	0					O.Gordon	1	-2	-2.0	-2	0			
<b>Total</b>	<b>13</b>	<b>76</b>	<b>5.8</b>	<b>38</b>	<b>0</b>					<b>Total</b>	<b>9</b>	<b>88</b>	<b>9.8</b>	<b>49</b>	<b>1</b>			
<b>PASSING</b>	ATT	CMP	YDS	SK/YD	TD	LG	IN	RT		<b>PASSING</b>	ATT	CMP	YDS	SK/YD	TD	LG	IN	RT
J.Herbert	16	12	93	1/1	0	21	0	88.8		T.Tagovailoa	16	9	116	1/1	0	45	1	53.1
										J.Waddle	1	1	8	0/0	0	8	0	100.0
<b>Total</b>	<b>16</b>	<b>12</b>	<b>93</b>	<b>1/1</b>	<b>0</b>	<b>21</b>	<b>0</b>	<b>88.8</b>		<b>Total</b>	<b>17</b>	<b>10</b>	<b>124</b>	<b>1/1</b>	<b>0</b>	<b>45</b>	<b>1</b>	<b>57.0</b>
<b>PASS RECEIVING</b>	TAR	REC	YDS	AVG	LG	TD					<b>PASS RECEIVING</b>	TAR	REC	YDS	AVG	LG	TD	
L.McConkey	4	3	33	11.0	21	0					J.Waddle	6	5	82	16.4	45	0	
O.Gadsden	4	3	21	7.0	8	0					D.Achane	3	2	18	9.0	10	0	
T.Harris	2	2	11	5.5	8	0					J.Hill	1	1	10	10.0	10	0	
K.Allen	1	1	9	9.0	9	0					M.Washington	2	1	9	9.0	9	0	
H.Haskins	1	1	9	9.0	9	0					D.Waller	2	1	5	5.0	5	0	
K.Vidal	2	1	6	6.0	6	0					D.Eskridge	1	0	0	0.0	0	0	
W.Dissly	1	1	4	4.0	4	0												
K.Lambert-Smith	1	0	0	0.0	0	0												
<b>Total</b>	<b>16</b>	<b>12</b>	<b>93</b>	<b>7.8</b>	<b>21</b>	<b>0</b>					<b>Total</b>	<b>15</b>	<b>10</b>	<b>124</b>	<b>12.4</b>	<b>45</b>	<b>0</b>	

**Los Angeles Chargers**

**Regular Defensive Plays**

**Special Teams**

**Misc**



Play By Play

First Quarter

10/12/2025

MIA wins toss, elects to Receive, and LAC elects to defend the East goal.

C.Dicker kicks 64 yards from LAC 35 to MIA 1. M.Washington to MIA 46 for 45 yards (J.Eboigbe).

Miami Dolphins at 15:00, (1st play from scrimmage 14:52)

- 1-10-MIA 46 (14:52) (Shotgun) D.Achane up the middle to MIA 48 for 2 yards (J.Caldwell; J.Eboigbe).
- 2-8-MIA 48 (14:15) (Shotgun) T.Tagovailoa pass short middle intended for J.Waddle INTERCEPTED by T.Jefferson (T.Still) at LAC 39. T.Jefferson to LAC 41 for 2 yards (J.Hill; J.Waddle).

Los Angeles Chargers at 14:06

- 1-10-LAC 41 (14:06) K.Vidal up the middle to LAC 42 for 1 yard (J.Brooks).
- 2-9-LAC 42 (13:29) J.Herbert pass short middle to T.Harris to 50 for 8 yards (K.Britt).
- 3-1-50 (12:56) H.Haskins right tackle to 50 for no gain (Ja.Phillips).
- 4-1-50 (12:26) J.Herbert up the middle to MIA 48 for 2 yards (K.Britt). R1
- 1-10-MIA 48 (11:42) (Shotgun) K.Vidal right tackle to MIA 46 for 2 yards (R.Douglas; K.Britt).
- 2-8-MIA 46 (11:00) (Shotgun) J.Herbert pass short right to K.Vidal to MIA 40 for 6 yards (J.Brooks).
- 3-2-MIA 40 (10:18) (Shotgun) K.Vidal right guard to MIA 40 for no gain (B.Jones).
- 4-2-MIA 40 (9:30) C.Dicker 58 yard field goal is GOOD, NULLIFIED by Penalty, Center-R.Lovato, Holder-J.Scott.  
*PENALTY on MIA-M.Butler, Unnecessary Roughness, 15 yards, enforced at MIA 40 - No Play.* X2
- 1-10-MIA 25 (9:24) J.Herbert sacked at MIA 26 for -1 yards (K.Grant).
- 2-11-MIA 26 (8:41) (Shotgun) J.Herbert pass short left to K.Allen to MIA 17 for 9 yards (A.Davis; K.Britt). FUMBLES (A.Davis), and recovers at MIA 17.  
Timeout #1 by MIA at 08:00.
- 3-2-MIA 17 (8:00) (Shotgun) J.Herbert pass incomplete short right to L.McConkey (M.Fitzpatrick) [Ja.Phillips].
- 4-2-MIA 17 (7:55) **C.Dicker 35 yard field goal is GOOD, Center-R.Lovato, Holder-J.Scott.**

Timeout at 07:52.

LAC 3 MIA 0, 11 plays, 42 yards, 1 penalty, 6:14 drive, 7:08 elapsed

C.Dicker kicks 65 yards from LAC 35 to MIA 0. M.Washington to MIA 24 for 24 yards (J.Eboigbe).

Miami Dolphins at 7:52, (1st play from scrimmage 7:47)

- 1-10-MIA 24 (7:47) (Shotgun) T.Tagovailoa pass incomplete deep right to D.Waller.
- 2-10-MIA 24 (7:41) (Shotgun) T.Tagovailoa pass short right to D.Waller to MIA 29 for 5 yards (T.Dye; B.Dupree).
- 3-5-MIA 29 (7:06) (Shotgun) T.Tagovailoa sacked at MIA 28 for -1 yards (O.Oweh).
- 4-6-MIA 28 (6:27) J.Bailey punts 54 yards to LAC 18, Center-J.Cardona. T.Still to LAC 29 for 11 yards (D.Eskridge; J.Cardona).

Timeout at 06:13.

Los Angeles Chargers at 6:13

- 1-10-LAC 29 (6:13) J.Herbert pass short middle to H.Haskins to LAC 38 for 9 yards (K.Britt).
- 2-1-LAC 38 (5:38) H.Haskins up the middle to LAC 40 for 2 yards (Z.Sieler; Jo.Phillips). R3
- 1-10-LAC 40 (5:00) J.Herbert pass short right to T.Harris pushed ob at LAC 43 for 3 yards (Ja.Phillips).
- 2-7-LAC 43 (4:22) (Shotgun) J.Herbert pass short right to O.Gadsden to MIA 49 for 8 yards (J.Brooks, R.Douglas). FUMBLES (R.Douglas), touched at 50, RECOVERED by MIA-J.Brooks at MIA 49. J.Brooks to LAC 49 for 2 yards (K.Allen).

Timeout at 04:11.

Miami Dolphins at 4:11

- 1-10-LAC 49 (4:11) (Shotgun) **D.Achane right end for 49 yards, TOUCHDOWN.** R1  
R.Patterson extra point is GOOD, Center-J.Cardona, Holder-J.Bailey.

LAC 3 MIA 7, 1 plays, 49 yards, 0:08 drive, 10:57 elapsed

R.Patterson kicks 62 yards from MIA 35 to LAC 3. N.Miller-Hines to LAC 32 for 29 yards (C.Goode).

Los Angeles Chargers at 4:03, (1st play from scrimmage 3:57)

- 1-10-LAC 32 (3:57) (Shotgun) K.Vidal right guard to LAC 36 for 4 yards (K.Britt; D.Trader).
- 2-6-LAC 36 (3:31) (Shotgun) J.Herbert pass short left to L.McConkey pushed ob at LAC 41 for 5 yards (M.Fitzpatrick).
- 3-1-LAC 41 (2:51) K.Vidal left end to MIA 21 for 38 yards (M.Fitzpatrick). R4
- 1-10-MIA 21 (2:05) J.Herbert pass incomplete short middle to K.Vidal [R.Douglas].
- 2-10-MIA 21 (2:01) (Shotgun) K.Vidal right tackle to MIA 13 for 8 yards (B.Jones; K.Britt).
- 3-2-MIA 13 (1:23) (Shotgun) K.Vidal right tackle to MIA 13 for no gain (J.Brooks).
- 4-2-MIA 13 (:39) **C.Dicker 31 yard field goal is GOOD, Center-R.Lovato, Holder-J.Scott.**

Timeout at 00:35.

**Los Angeles Chargers vs Miami Dolphins at Hard Rock Stadium**

**LAC 6 MIA 7, 7 plays, 55 yards, 3:28 drive, 14:25 elapsed**

C.Dicker kicks 63 yards from LAC 35 to MIA 2. D.Eskridge pushed ob at MIA 29 for 27 yards (J.Taylor).

**Miami Dolphins at 0:35, (1st play from scrimmage 0:27)**

1-10-MIA 29 (:27) D.Achane right tackle to MIA 45 for 16 yards (E.Molden).

R2

1-10-MIA 45 (:01) (No Huddle) *PENALTY on LAC-J.Caldwell, Neutral Zone Infraction, 5 yards, enforced at MIA 45 - No Play.*

**END OF QUARTER**

	Score	Time Poss	First Downs				Efficiencies	
			R	P	X	T	3 Down	4 Down
<b>Los Angeles Chargers</b>	<b>6</b>	<b>11:44</b>	<b>3</b>	<b>0</b>	<b>1</b>	<b>4</b>	<b>1/5</b>	<b>1/1</b>
<b>Miami Dolphins</b>	<b>7</b>	<b>3:16</b>	<b>2</b>	<b>0</b>	<b>0</b>	<b>2</b>	<b>0/1</b>	<b>0/0</b>

## Second Quarter

10/12/2025

## Play By Play

Miami Dolphins continued.

- 1-5-50 (15:00) (Shotgun) M.Washington left end to LAC 49 for 1 yard (J.Eboigbe).
- 2-4-LAC 49 (14:24) (Shotgun) T.Tagovailoa pass short left to D.Achane pushed ob at LAC 39 for 10 yards (C.Hart). P3
- 1-10-LAC 39 (13:49) (Shotgun) D.Achane right end to LAC 37 for 2 yards (B.Dupree).
- 2-8-LAC 37 (13:09) (Shotgun) T.Tagovailoa pass incomplete short left.
- 3-8-LAC 37 (13:03) (Shotgun) T.Tagovailoa pass short right to D.Waller to LAC 22 for 15 yards (E.Molden; D.Henley).
- PENALTY on MIA-A.Brewer; Offensive Holding, 10 yards, enforced at LAC 37 - No Play.*
- 3-18-LAC 47 (12:49) (Shotgun) J.Waddle pass short right to D.Achane to LAC 39 for 8 yards (O.Oweh; D.Henley).
- 4-10-LAC 39 (12:02) R.Patterson 57 yard field goal is No Good, Wide Right, Center-J.Cardona, Holder-J.Bailey.

Timeout at 11:57.

## Los Angeles Chargers at 11:57

- 1-10-LAC 47 (11:57) J.Herbert pass deep left to L.McConkey to MIA 32 for 21 yards (A.Davis). P5
- 1-10-MIA 32 (11:16) (Shotgun) K.Vidal right end to MIA 13 for 19 yards (A.Davis). R6
- 1-10-MIA 13 (10:31) K.Vidal right tackle to MIA 13 for no gain (K.Britt; Z.Sieler).
- 2-10-MIA 13 (9:47) (Shotgun) *PENALTY on LAC-B.Hart, False Start, 5 yards, enforced at MIA 13 - No Play.*
- 2-15-MIA 18 (9:32) (Shotgun) J.Herbert pass short middle to L.McConkey to MIA 11 for 7 yards (M.Fitzpatrick).
- 3-8-MIA 11 (8:47) (Shotgun) J.Herbert pass incomplete short left to O.Gadsden [B.Chubb].
- 4-8-MIA 11 (8:42) **C.Dicker 29 yard field goal is GOOD, Center-R.Lovato, Holder-J.Scott.**

Timeout at 08:39.

LAC 9 MIA 7, 6 plays, 42 yards, 3:18 drive, 6:21 elapsed

C.Dicker kicks 65 yards from LAC 35 to end zone, Touchback to the MIA 35.

## Miami Dolphins at 8:39

- 1-10-MIA 35 (8:39) (Shotgun) T.Tagovailoa pass short left to J.Waddle to MIA 42 for 7 yards (K.Kennard).
- 2-3-MIA 42 (8:02) (Shotgun) O.Gordon up the middle to MIA 40 for -2 yards (T.Dye, D.Henley).
- \*\* Injury Update: LAC-E.Molden return is Questionable.**
- 3-5-MIA 40 (7:18) (Shotgun) T.Tagovailoa pass short right to M.Washington to MIA 49 for 9 yards (D.Jackson) [T.Tuipulotu]. P4
- 1-10-MIA 49 (6:44) (Shotgun) T.Tagovailoa pass deep right to J.Waddle to LAC 32 for 19 yards (C.Hart). P5
- 1-10-LAC 32 (6:06) (Shotgun) D.Achane right end to LAC 29 for 3 yards (B.Dupree).
- 2-7-LAC 29 (5:26) (Shotgun) T.Tagovailoa pass short right to J.Waddle pushed ob at LAC 29 for no gain (D.Henley).
- 3-7-LAC 29 (4:38) (Shotgun) T.Tagovailoa pass incomplete short left to M.Washington (C.Hart).
- 4-7-LAC 29 (4:34) **R.Patterson 47 yard field goal is GOOD, Center-J.Cardona, Holder-J.Bailey.**

Timeout at 04:30.

LAC 9 MIA 10, 8 plays, 36 yards, 4:09 drive, 10:30 elapsed

R.Patterson kicks 64 yards from MIA 35 to LAC 1. K.Lambert-Smith to LAC 35 for 34 yards (J.Brents).

## Los Angeles Chargers at 4:30, (1st play from scrimmage 4:23)

- 1-10-LAC 35 (4:23) (Shotgun) J.Herbert pass short left to W.Dissly to LAC 39 for 4 yards (J.Brooks).
- 2-6-LAC 39 (3:44) (Shotgun) J.Herbert pass short left to O.Gadsden to LAC 47 for 8 yards (J.Brooks). P7
- 1-10-LAC 47 (3:12) H.Haskins up the middle to LAC 47 for no gain (Z.Sieler).
- 2-10-LAC 47 (2:35) (Shotgun) *PENALTY on LAC-A.Deculus, False Start, 5 yards, enforced at LAC 47 - No Play.*
- 2-15-LAC 42 (2:22) (Shotgun) *PENALTY on LAC-B.Hart, False Start, 5 yards, enforced at LAC 42 - No Play.*

Two-Minute Warning

- 2-20-LAC 37 (2:00) J.Herbert pass incomplete deep left to K.Lambert-Smith.
- 3-20-LAC 37 (1:55) (Shotgun) J.Herbert pass short middle to O.Gadsden to LAC 43 for 6 yards (K.Britt) [B.Chubb].
- Timeout #2 by MIA at 01:48.
- 4-14-LAC 43 (1:48) J.Scott punts 39 yards to MIA 18, Center-R.Lovato, downed by LAC-J.Taylor.

Timeout at 01:38.

## Miami Dolphins at 1:38

- 1-10-MIA 18 (1:38) (Shotgun) D.Achane left guard to MIA 27 for 9 yards (B.St-Juste; D.James). **\*\* Injury Update: LAC-E.Molden has returned to the game.**
- 2-1-MIA 27 (1:21) (No Huddle, Shotgun) T.Tagovailoa pass short middle to J.Waddle to MIA 38 for 11 yards (B.St-Juste; E.Molden). P6
- 1-10-MIA 38 (1:05) (No Huddle, Shotgun) T.Tagovailoa pass incomplete short left.

**Los Angeles Chargers vs Miami Dolphins at Hard Rock Stadium**

2-10-MIA 38 (:59) (Shotgun) T.Tagovailoa pass incomplete deep left to D.Eskridge [O.Oweh].

3-10-MIA 38 (:54) (Shotgun) T.Tagovailoa pass deep left to J.Waddle ran ob at LAC 17 for 45 yards.  
Timeout #1 by LAC at 00:46.

1-10-LAC 17 (:46) T.Tagovailoa pass incomplete short right to D.Achane.

2-10-LAC 17 (:40) (Shotgun) T.Tagovailoa pass short right to D.Achane to LAC 9 for 8 yards (B.St-Juste).  
*PENALTY on MIA-L.Borom, Illegal Use of Hands, 10 yards, enforced at LAC 17 - No Play.*

2-20-LAC 27 (:32) (Shotgun) D.Achane right end to LAC 19 for 8 yards (E.Molden).  
Timeout #3 by MIA at 00:26.

3-12-LAC 19 (:26) (Shotgun) T.Tagovailoa pass short middle to J.Hill to LAC 9 for 10 yards (E.Molden; D.Henley).

4-2-LAC 9 (:04) **R.Patterson 27 yard field goal is GOOD, Center-J.Cardona, Holder-J.Bailey.**

**LAC 9 MIA 13, 9 plays, 73 yards, 1:38 drive, 15:00 elapsed**

**END OF QUARTER**

	Score	Time Poss	First Downs				Efficiencies	
			R	P	X	T	3 Down	4 Down
<b>Los Angeles Chargers</b>	<b>9</b>	<b>6:10</b>	<b>1</b>	<b>2</b>	<b>0</b>	<b>3</b>	<b>0/2</b>	<b>0/0</b>
<b>Miami Dolphins</b>	<b>13</b>	<b>8:50</b>	<b>0</b>	<b>5</b>	<b>0</b>	<b>5</b>	<b>2/5</b>	<b>0/0</b>

# Third Quarter

10/12/2025

## Play By Play

LAC elects to Receive, and MIA elects to defend the West goal.

R.Patterson kicks 65 yards from MIA 35 to LAC 0. N.Miller-Hines to LAC 28 for 28 yards (J.Colbert; J.Brents).

### Los Angeles Chargers at 15:00, (1st play from scrimmage 14:55)

1-10-LAC 28	(14:55) H.Haskins right tackle to LAC 38 for 10 yards (M.Fitzpatrick).	R8
<u>1-10-LAC 38</u>	(14:21) H.Haskins right guard to LAC 39 for 1 yard (J.Jones).	
2-9-LAC 39	(13:41) (Shotgun) J.Herbert pass short left to L.McConkey pushed ob at LAC 43 for 4 yards (J.Brents).	
3-5-LAC 43	(13:04) (Shotgun) J.Herbert pass short right to K.Allen to 50 for 7 yards (J.Jones).	P9
<u>1-10-50</u>	(12:23) J.Herbert pass short middle to L.McConkey to MIA 34 for 16 yards (A.Davis).	P10
<u>1-10-MIA 34</u>	(11:39) (Shotgun) J.Herbert pass incomplete deep left to T.Harris.	
2-10-MIA 34	(11:32) (Shotgun) J.Herbert pass short left to W.Dissly ran ob at MIA 20 for 14 yards (M.Fitzpatrick).	P11
<u>1-10-MIA 20</u>	(10:54) (Shotgun) J.Herbert pass short left to K.Lambert-Smith to MIA 19 for 1 yard (R.Douglas).	
2-9-MIA 19	(10:14) (Shotgun) J.Herbert pass short left to O.Gadsden pushed ob at MIA 12 for 7 yards (J.Brooks).	
3-2-MIA 12	(9:34) (Shotgun) J.Herbert pass short right to K.Allen to MIA 6 for 6 yards (J.Jones).	P12
<u>1-6-MIA 6</u>	(8:55) <i>PENALTY on LAC-K.Lambert-Smith, False Start, 5 yards, enforced at MIA 6 - No Play.</i>	
1-11-MIA 11	(8:46) (Shotgun) J.Herbert pass short right to O.Gadsden pushed ob at MIA 6 for 5 yards (D.Trader).	
2-6-MIA 6	(8:10) (Shotgun) J.Herbert pass short right to K.Vidal to MIA 5 for 1 yard (J.Brooks).	
3-5-MIA 5	<b>(7:33) (Shotgun) J.Herbert pass short right to L.McConkey for 5 yards, TOUCHDOWN.</b>	P13
	C.Dicker extra point is GOOD, Center-R.Lovato, Holder-J.Scott.	

Timeout at 07:26.

LAC 16 MIA 13, 13 plays, 72 yards, 7:34 drive, 7:34 elapsed

C.Dicker kicks 64 yards from LAC 35 to MIA 1. M.Washington to MIA 25 for 24 yards (J.Eboigbe).

### Miami Dolphins at 7:26, (1st play from scrimmage 7:21)

1-10-MIA 25	(7:21) D.Achane left tackle to MIA 26 for 1 yard (D.James).
2-9-MIA 26	(6:44) (Shotgun) T.Tagovailoa pass short right to D.Achane to MIA 22 for -4 yards (D.Jackson).
3-13-MIA 22	(6:02) (Shotgun) T.Tagovailoa pass short middle intended for D.Achane INTERCEPTED by B.St-Juste at MIA 37. B.St-Juste to MIA 37 for no gain (D.Achane).

### Los Angeles Chargers at 5:54

1-10-MIA 37	(5:54) J.Herbert pass short left to O.Gadsden pushed ob at MIA 16 for 21 yards (R.Douglas).	P14
<u>1-10-MIA 16</u>	(5:14) (Shotgun) J.Herbert pass short left to T.Harris pushed ob at MIA 8 for 8 yards (J.Brooks).	
2-2-MIA 8	(4:37) K.Vidal right tackle to MIA 7 for 1 yard (C.Robinson).	
3-1-MIA 7	<b>(4:01) J.Herbert pass short right to K.Vidal for 7 yards, TOUCHDOWN.</b>	P15
	C.Dicker extra point is GOOD, Center-R.Lovato, Holder-J.Scott.	

Timeout at 03:55.

LAC 23 MIA 13, 4 plays, 37 yards, 1:59 drive, 11:05 elapsed

C.Dicker kicks 63 yards from LAC 35 to MIA 2. M.Washington to MIA 30 for 28 yards (D.Phillips).

### Miami Dolphins at 3:55, (1st play from scrimmage 3:49)

1-10-MIA 30	(3:49) (Shotgun) T.Tagovailoa pass incomplete deep right to J.Waddle.
2-10-MIA 30	(3:44) (Shotgun) D.Achane left tackle to MIA 30 for no gain (O.Ogbonnia).
3-10-MIA 30	(3:05) (Shotgun) T.Tagovailoa sacked at MIA 22 for -8 yards (T.Tuipulotu).
4-18-MIA 22	(2:31) J.Bailey punts 57 yards to LAC 21, Center-J.Cardona. C.Hart ran ob at LAC 21 for no gain.

Timeout at 02:21.

### Los Angeles Chargers at 2:21

1-10-LAC 21	(2:21) K.Vidal up the middle to LAC 22 for 1 yard (K.Britt).	
2-9-LAC 22	(1:42) (Shotgun) J.Herbert pass short left to K.Allen pushed ob at LAC 27 for 5 yards (R.Douglas).	
3-4-LAC 27	(1:04) (Shotgun) J.Herbert pass short left to T.Harris to LAC 35 for 8 yards (R.Douglas).	P16
<u>1-10-LAC 35</u>	(:26) K.Vidal left tackle to MIA 38 for 27 yards (J.Jones).	R17

### END OF QUARTER

	Score	Time Poss	First Downs				Efficiencies	
			R	P	X	T	3 Down	4 Down
Los Angeles Chargers	23	11:54	2	8	0	10	5/5	0/0
Miami Dolphins	13	3:06	0	0	0	0	0/2	0/0

## Fourth Quarter

10/12/2025

## Play By Play

Los Angeles Chargers continued.

<u>1-10-MIA 38</u>	(15:00) K.Vidal left end pushed ob at MIA 25 for 13 yards (J.Jones).	R18
<u>1-10-MIA 25</u>	(14:27) K.Vidal left guard to MIA 18 for 7 yards (K.Britt).	
2-3-MIA 18	(13:47) H.Haskins right guard to MIA 17 for 1 yard (A.Davis; K.Britt).	
3-2-MIA 17	(13:02) (Shotgun) J.Herbert pass incomplete deep left to K.Allen (M.Fitzpatrick).	
4-2-MIA 17	<b>(12:50) C.Dicker 35 yard field goal is GOOD, Center-R.Lovato, Holder-J.Scott.</b>	

Timeout at 12:47.

LAC 26 MIA 13, 9 plays, 62 yards, 4:34 drive, 2:13 elapsed

C.Dicker kicks 66 yards from LAC 35 to MIA -1. M.Washington to MIA 31 for 32 yards (D.Phillips; M.Wax).

## Miami Dolphins at 12:47, (1st play from scrimmage 12:41)

1-10-MIA 31	(12:41) (Shotgun) T.Tagovailoa scrambles right end to MIA 35 for 4 yards (D.Henley).	
2-6-MIA 35	(11:57) (Shotgun) T.Tagovailoa pass incomplete short left to N.Westbrook-Ikhine (D.Henley). <i>PENALTY on MIA-A.Brewer, Offensive Holding, 10 yards, enforced at MIA 35 - No Play.</i>	
2-16-MIA 25	(11:50) (Shotgun) D.Achane right end to MIA 30 for 5 yards (R.Mickens). <i>PENALTY on LAC-B.St-Juste, Low Block, 15 yards, enforced at MIA 30.</i>	X8
<u>1-10-MIA 45</u>	(11:22) (Shotgun) T.Tagovailoa pass short middle to T.Conner to LAC 47 for 8 yards (T.Dye).	
2-2-LAC 47	(10:41) (Shotgun) D.Achane up the middle to LAC 44 for 3 yards (N.Jones).	R9
<u>1-10-LAC 44</u>	(10:02) T.Tagovailoa pass short right to A.Ingold to LAC 22 for 22 yards (T.Dye).	P10
<u>1-10-LAC 22</u>	(9:14) T.Tagovailoa pass incomplete short left.	
2-10-LAC 22	(9:08) (Shotgun) D.Achane right end pushed ob at LAC 15 for 7 yards (B.St-Juste; R.Mickens).	
3-3-LAC 15	(8:28) (Shotgun) T.Tagovailoa pass short right to M.Washington to LAC 9 for 6 yards (R.Mickens). <i>PENALTY on LAC-T.Tart, Roughing the Passer, 5 yards, enforced at LAC 9.</i>	P11 X12
<u>1-4-LAC 4</u>	<b>(8:02) D.Achane left end for 4 yards, TOUCHDOWN.</b> R.Patterson extra point is GOOD, Center-J.Cardona, Holder-J.Bailey.	R13

Timeout at 07:56.

LAC 26 MIA 20, 9 plays, 69 yards, 2 penalties, 4:51 drive, 7:04 elapsed

R.Patterson kicks 65 yards from MIA 35 to landing zone to end zone, Touchback to the LAC 20.

## Los Angeles Chargers at 7:56

1-10-LAC 20	(7:56) J.Herbert pass short right to O.Gadsden to LAC 34 for 14 yards (E.Bonner).	P19
<u>1-10-LAC 34</u>	(7:21) K.Vidal right tackle to LAC 35 for 1 yard (R.Douglas; K.Britt).	
2-9-LAC 35	(6:42) (Shotgun) J.Herbert pass incomplete short middle to K.Allen.	
3-9-LAC 35	(6:38) (Shotgun) J.Herbert pass incomplete deep left to K.Allen [Z.Sieler].	
4-9-LAC 35	(6:30) J.Scott punts 55 yards to MIA 10, Center-R.Lovato. M.Washington to MIA 18 for 8 yards (J.Taylor).	

Timeout at 06:19.

## Miami Dolphins at 6:19

1-10-MIA 18	(6:19) (Shotgun) T.Tagovailoa pass short right to M.Washington to MIA 25 for 7 yards (T.Still).	
2-3-MIA 25	(5:42) D.Achane right end to MIA 40 for 15 yards (T.Still).	R14
<u>1-10-MIA 40</u>	(4:59) (Shotgun) T.Tagovailoa pass short middle to D.Achane to MIA 48 for 8 yards (E.Molden; T.Jefferson).	
2-2-MIA 48	(4:17) (Shotgun) D.Achane up the middle to LAC 49 for 3 yards (J.Eboigbe).	R15
<u>1-10-LAC 49</u>	(3:33) (Shotgun) T.Tagovailoa pass short right to O.Gordon pushed ob at LAC 48 for 1 yard (D.Jackson; D.James).	
2-9-LAC 48	(3:26) (Shotgun) T.Tagovailoa pass short right to J.Waddle to LAC 35 for 13 yards (T.Jefferson).	P16
<u>1-10-LAC 35</u>	(2:41) (Shotgun) D.Achane right tackle to LAC 34 for 1 yard (T.Dye).	
2-9-LAC 34	(2:03) T.Tagovailoa pass short middle to J.Hill to LAC 27 for 7 yards (D.Henley).	

Two-Minute Warning

3-2-LAC 27	(1:55) (Shotgun) O.Gordon up the middle to LAC 24 for 3 yards (D.James; D.Henley).	R17
<u>1-10-LAC 24</u>	(1:11) (Shotgun) T.Tagovailoa pass short middle to J.Hill to LAC 10 for 14 yards (E.Molden, D.James). Timeout #1 by LAC at 01:02.	P18
<u>1-10-LAC 10</u>	(1:02) A.Ingold up the middle to LAC 7 for 3 yards (T.Dye). Timeout #2 by LAC at 00:59.	
2-7-LAC 7	(:59) T.Tagovailoa pass short left to M.Washington pushed ob at LAC 7 for no gain (T.Still).	

**Los Angeles Chargers vs Miami Dolphins at Hard Rock Stadium**

3-7-LAC 7

**(:52) (Shotgun) T.Tagovailoa pass short right to D.Waller for 7 yards, TOUCHDOWN.**

P19

R.Patterson extra point is GOOD, Center-J.Cardona, Holder-J.Bailey.

**LAC 26 MIA 27, 13 plays, 82 yards, 5:33 drive, 14:14 elapsed**

R.Patterson kicks 64 yards from MIA 35 to LAC 1. N.Miller-Hines to LAC 41 for 40 yards (R.Patterson).

**Los Angeles Chargers at 0:46, (1st play from scrimmage 0:39)**

1-10-LAC 41 (:39) (Shotgun) J.Herbert pass incomplete short middle to L.McConkey [Z.Sieler].

2-10-LAC 41 (:34) (Shotgun) J.Herbert pass short left to L.McConkey ran ob at MIA 17 for 42 yards (J.Jones).

P20

1-10-MIA 17 (:22) K.Vidal up the middle to MIA 16 for 1 yard (Jo.Phillips; Ja.Phillips).

Timeout #1 by MIA at 00:17.

2-9-MIA 16 (:17) K.Vidal up the middle to MIA 15 for 1 yard (M.Butler).

Timeout #2 by MIA at 00:13.

3-8-MIA 15 (:13) K.Vidal right tackle to MIA 15 for no gain (B.Chubb).

Timeout #3 by MIA at 00:09.

4-8-MIA 15 **(:09) C.Dicker 33 yard field goal is GOOD, Center-R.Lovato, Holder-J.Scott.**

**LAC 29 MIA 27, 6 plays, 44 yards, 0:41 drive, 14:55 elapsed**

C.Dicker kicks 65 yards from LAC 35 to end zone, Touchback to the MIA 35.

**Miami Dolphins at 0:05**

1-10-MIA 35 (:05) (Shotgun) T.Tagovailoa pass short right intended for N.Westbrook-Ikhine INTERCEPTED by D.James at MIA 40. D.James ran ob at MIA 19 for 21 yards.

**END OF QUARTER**

	Score	Time Poss	First Downs				Efficiencies	
			R	P	X	T	3 Down	4 Down
<b>Los Angeles Chargers</b>	<b>29</b>	<b>4:31</b>	<b>1</b>	<b>2</b>	<b>0</b>	<b>3</b>	<b>0/3</b>	<b>0/0</b>
<b>Miami Dolphins</b>	<b>27</b>	<b>10:29</b>	<b>5</b>	<b>5</b>	<b>2</b>	<b>12</b>	<b>3/3</b>	<b>0/0</b>

# Miscellaneous Statistics Report

Los Angeles Chargers vs Miami Dolphins  
10/12/2025 at Hard Rock Stadium

## Ten Longest Plays for Los Angeles Chargers

Yards	Qtr	Play Start	Play Description
42	4	2-10-LAC 41	(:34) (Shotgun) J.Herbert pass short left to L.McConkey ran ob at MIA 17 for 42 yards (J.Jones).
38	1	3-1-LAC 41	(2:51) K.Vidal left end to MIA 21 for 38 yards (M.Fitzpatrick).
27	3	1-10-LAC 35	(:26) K.Vidal left tackle to MIA 38 for 27 yards (J.Jones).
21	2	1-10-LAC 47	(11:57) J.Herbert pass deep left to L.McConkey to MIA 32 for 21 yards (A.Davis).
21	3	1-10-MIA 37	(5:54) J.Herbert pass short left to O.Gadsden pushed ob at MIA 16 for 21 yards (R.Douglas).
19	2	1-10-MIA 32	(11:16) (Shotgun) K.Vidal right end to MIA 13 for 19 yards (A.Davis).
16	3	1-10-50	(12:23) J.Herbert pass short middle to L.McConkey to MIA 34 for 16 yards (A.Davis).
14	3	2-10-MIA 34	(11:32) (Shotgun) J.Herbert pass short left to W.Dissly ran ob at MIA 20 for 14 yards (M.Fitzpatrick).
14	4	1-10-LAC 20	(7:56) J.Herbert pass short right to O.Gadsden to LAC 34 for 14 yards (E.Bonner).
13	4	1-10-MIA 38	(15:00) K.Vidal left end pushed ob at MIA 25 for 13 yards (J.Jones).

## Ten Longest Plays for Miami Dolphins

Yards	Qtr	Play Start	Play Description
49	1	1-10-LAC 49	(4:11) (Shotgun) D.Achane right end for 49 yards, TOUCHDOWN.
45	2	3-10-MIA 38	(:54) (Shotgun) T.Tagovailoa pass deep left to J.Waddle ran ob at LAC 17 for 45 yards.
22	4	1-10-LAC 44	(10:02) T.Tagovailoa pass short right to A.Ingold to LAC 22 for 22 yards (T.Dye).
20	4	2-16-MIA 25	(11:50) (Shotgun) D.Achane right end to MIA 30 for 5 yards (R.Mickens).
19	2	1-10-MIA 49	(6:44) (Shotgun) T.Tagovailoa pass deep right to J.Waddle to LAC 32 for 19 yards (C.Hart).
16	1	1-10-MIA 29	(:27) D.Achane right tackle to MIA 45 for 16 yards (E.Molden).
15	4	2-3-MIA 25	(5:42) D.Achane right end to MIA 40 for 15 yards (T.Still).
14	4	1-10-LAC 24	(1:11) (Shotgun) T.Tagovailoa pass short middle to J.Hill to LAC 10 for 14 yards (E.Molden, D.James).
13	4	2-9-LAC 48	(3:26) (Shotgun) T.Tagovailoa pass short right to J.Waddle to LAC 35 for 13 yards (T.Jefferson).
11	2	2-1-MIA 27	(1:21) (No Huddle, Shotgun) T.Tagovailoa pass short middle to J.Waddle to MIA 38 for 11 yards (B.St-Juste; E.Molden).

## Touchdown Scoring Information

		Offense	Defense	Special Teams
<b>VISITOR</b>	Los Angeles Chargers	2	0	0
<b>HOME</b>	Miami Dolphins	3	0	0

## Player Scoring Information

Club	Player	TD	Rush TD	Rec TD	KO TD	Punt TD	Int TD	Fum TD	Misc TD	FG	XP	2Pt Rush	2Pt Rec	Sfty	Points
LAC	C.Dicker	0	0	0	0	0	0	0	0	5	2	0	0	0	17
LAC	L.McConkey	0	0	1	0	0	0	0	0	0	0	0	0	0	6
LAC	K.Vidal	0	0	1	0	0	0	0	0	0	0	0	0	0	6
MIA	D.Achane	0	2	0	0	0	0	0	0	0	0	0	0	0	12
MIA	R.Patterson	0	0	0	0	0	0	0	0	2	3	0	0	0	9
MIA	D.Waller	0	0	1	0	0	0	0	0	0	0	0	0	0	6

## Possession Detail

	First Half		Second Half		Game	
	Visitor	Home	Visitor	Home	Visitor	Home
Largest Lead	3	4	13	1	13	4
Drives Leading	1	3	3	0	4	3
Time of Possession Leading	2:02	5:24	8:10	0:00	10:12	5:24
Largest Deficit	-4	-3	-1	-13	-4	-13
Drives Trailing	3	2	2	5	5	7
Time of Possession Trailing	9:38	5:48	8:15	13:35	17:53	19:23
Times Score Tied Up		0		0		0
Lead Changes		4		3		7

# Playtime Percentage

Percent of playtime per player on offense, defense and special teams (Unofficial)

## Los Angeles Chargers

## Miami Dolphins

		Los Angeles Chargers				Miami Dolphins							
		Offense	Defense	Special Teams		Offense	Defense	Special Teams					
A.Deculus	T	64	100%	8	26%	J.Savaiinaea	OL	59	100%	6	19%		
M.Becton	G	64	100%	8	26%	L.Borom	OL	59	100%	6	19%		
Z.Johnson	G	64	100%	8	26%	P.Paul	T	59	100%	6	19%		
B.Hart	T	64	100%	7	23%	T.Tagovailoa	QB	59	100%				
B.Bozeman	C	64	100%			A.Brewer	OL	59	100%				
J.Herbert	QB	64	100%			C.Strange	OL	59	100%				
T.Harris	WR	53	83%			D.Achane	RB	53	90%				
O.Gadsden	TE	48	75%	8	26%	J.Waddle	WR	48	81%				
L.McConkey	WR	45	70%	1	3%	D.Waller	TE	41	69%				
K.Vidal	RB	43	67%			J.Hill	TE	38	64%	16	52%		
K.Allen	WR	36	56%			N.Westbrook-Ikhine	WR	37	63%				
T.Fisk	TE	27	42%			M.Washington	WR	26	44%	9	29%		
W.Dissly	TE	26	41%			A.Ingold	FB	23	39%	6	19%		
H.Haskins	RB	20	31%	12	39%	O.Gordon	RB	14	24%				
K.Lambert-Smith	WR	18	28%	5	16%	D.Eskridge	WR	12	20%	10	32%		
T.Conklin	TE	3	5%	13	42%	T.Conner	TE	3	5%	17	55%		
N.Miller-Hines	RB	1	2%	5	16%	A.Davis	S		64	100%	14	45%	
D.Henley	LB		59	100%	1	3%	M.Fitzpatrick	S		64	100%	9	29%
D.James	S		59	100%	1	3%	J.Brooks	LB		64	100%		
T.Still	CB		55	93%	2	6%	R.Douglas	CB		63	98%	8	26%
E.Molden	DB		51	86%	1	3%	K.Britt	LB		61	95%	10	32%
T.Tuipulotu	LB		49	83%	8	26%	Z.Sieler	DT		52	81%	14	45%
T.Dye	LB		40	68%	15	48%	Ja.Phillips	LB		48	75%		
D.Jackson	CB		39	66%			B.Chubb	LB		47	73%		
T.Jefferson	S		38	64%	1	3%	J.Jones	CB		46	72%		
J.Eboigbe	DL		32	54%	12	39%	D.Trader	S		34	53%	22	71%
J.Caldwell	DT		32	54%	5	16%	B.Jones	DT		34	53%	8	26%
O.Oweh	LB		29	49%	1	3%	K.Grant	DT		27	42%	8	26%
T.Tart	DL		27	46%	4	13%	Jo.Phillips	DT		26	41%		
C.Hart	CB		23	39%	12	39%	C.Robinson	LB		22	34%		
O.Ogbonnia	DL		23	39%	1	3%	M.Judon	LB		17	27%	13	42%
B.St-Juste	CB		22	37%	22	71%	E.Bonner	CB		16	25%	13	42%
B.Dupree	LB		19	32%	1	3%	M.Butler	DT		13	20%	10	32%
N.Jones	DL		18	31%	5	16%	J.Brents	CB		3	5%	8	26%
R.Mickens	S		12	20%	8	26%	I.Melifonwu	S		2	3%	15	48%
C.Murphy	LB		11	19%	23	74%	C.Goode	LB				17	55%
K.Kennard	LB		10	17%			J.Colbert	S				16	52%
D.Phillips	LB		1	2%	22	71%	I.Johnson	CB				13	42%
J.Taylor	DB				22	71%	Q.Bell	LB				12	39%
M.Wax	LB				22	71%	R.Patterson	K				11	35%
K.Williamson	S				17	55%	W.Gay	LB				10	32%
C.Dicker	K				16	52%	J.Bailey	P				8	26%
J.Scott	P				10	32%	J.Cardona	LS				8	26%
R.Lovato	LS				10	32%	K.Lamm	T				6	19%
A.James	C				8	26%							

D.Sharpe	T	8	26%	K.Smith	OL	6	19%
F.Sarell	T	8	26%	D.Brunskill	OL	6	19%

***FEATURE  
STORIES***

# TABLE OF CONTENTS



Los Angeles Chargers .....	2
Former Chargers tight end Antonio Gates voted into Pro Football Hall of Fame .....	2
Chargers to host Week 1 game in São Paulo, Brazil.....	2
NFL's Global Markets Program adds four new clubs, two new markets in 2025.....	3
Joe Hortiz .....	4
'Let the draft come to you': Chargers' free-agency haul informed their NFL draft needs .....	4
Jim Harbaugh .....	5
Chargers' Jim Harbaugh says he had hip replacement, heart procedure during offseason .....	5
The many quirks of Jim Harbaugh: From saving a life to saving his pants .....	5
Jim Harbaugh's coaching evolution, from NCAA to the NFL .....	7
Jesse Minter .....	9
The making of Chargers DC Jesse Minter: 'He always wanted to be one step ahead' .....	9
Devin Woodhouse.....	13
Chargers vs. Chiefs a family affair with Andy Reid's son-in-law in L.A.'s corner.....	13
Keenan Allen .....	14
Ageless Keenan Allen on the verge of an incredible feat for Chargers .....	14
Why Keenan Allen's return to Chargers has been team's best offseason move.....	14
Keenan Allen is back: Why Chargers signed him now, and how he fits into WR room .....	15
Keenan Allen's journey back home to the Chargers .....	16
Oronde Gadsden II .....	19
Chargers' early riser Oronde Gadsden II making a good first impression.....	19
Omarion Hampton.....	20
The Inside Story of How the Chargers Drafted Omarion Hampton .....	20
Najee Harris.....	24
Najee Harris says Jim Harbaugh central to Chargers' signing.....	24
Daiyan Henley .....	25
Can Daiyan Henley be a key to Chargers' Super Bowl push? .....	25
Justin Herbert .....	26
'You gotta move on': Chargers' Justin Herbert focusing on future, not playoff failure .....	26
Tony Jefferson .....	27
Jim Harbaugh praises Tony Jefferson's leadership as Chargers bolster defense.....	27
Quentin Johnston.....	28
He Was the NFL's Laughingstock. Now He's Its Breakout Star.....	28
Chargers' Quentin Johnston looks to use past struggles as fuel in 2025.....	28
Khalil Mack .....	30
Khalil Mack 'couldn't give up on that dream' of winning with the Chargers .....	30
Ladd McConkey .....	31
How the Chargers' 'uncoverable' Ladd McConkey is poised to reach greater heights in Year 2.....	31
Jamaree Salyer.....	32
Chargers training camp, Day 10: Jamaree Salyer working with first team after weight-loss 'journey' .....	32
Tuli Tuipulotu .....	33
Tuli Tuipulotu has arrived for the Chargers, right when they needed him most .....	33

# Los Angeles Chargers

## Former Chargers tight end Antonio Gates voted into Pro Football Hall of Fame

By Josh Dubow  
Associated Press  
February 7, 2025

NEW ORLEANS — Former Chargers tight end Antonio Gates was voted into the Pro Football Hall of Fame in the smallest induction class in 20 years following offseason rule changes meant to make it harder to get inducted.

Gates, elected in his second year of eligibility, will be joined by defensive end Jared Allen, cornerback Eric Allen and wide receiver Sterling Sharpe.

Gates spent his entire 16-year career with the Chargers, becoming one of the best at his position with 116 touchdown catches. Gates played only basketball in college at Kent State, but the undrafted free agent and former power forward became the Chargers' franchise leader in receptions, yards receiving, and touchdown catches and was selected to eight Pro Bowls.

"The opportunity I got speaks volumes of how (the Chargers) believed in me," Gates said. "I'm happy it all paid off."

Gates, who has served as the Chargers' legends ambassador since retiring in 2018, was introduced in New Orleans' Saenger Theatre by his former Chargers teammate and fellow Hall of Famer, LaDainian Tomlinson.

"It's really so hard to describe in words," Gates told reporters after the announcement. "I'm so happy. It's like a world of weight off my shoulders. I finally made it. I finally reached the pinnacle of sports."

He became an All-Pro in just his second season in 2004. He was an All-Pro again the next two seasons and went on to have a 16-year career with the Chargers. Gates finished with 955 catches for 11,841 yards and an NFL record for tight ends with his 116 touchdown catches. He ranks seventh all-time in touchdown receptions.

Gates transferred to Kent State after Nick Saban, then the football coach at Michigan State, discouraged him from playing both sports for the Spartans. Gates helped the Golden Flashes reach the Elite Eight of the NCAA Tournament as a junior. He earned Associated Press All-American honorable mention accolades as a senior, averaging 20.6 points and 7.7 rebounds per game, but NFL scouts kept tabs on him and the rest is history.

"Antonio is an amazing human being who also happens to be one of the greatest players in NFL history. I'm thrilled to see him get the recognition he so deeply deserves," Chargers owner Dean Spanos said in a statement on the team's website. "To accomplish what Antonio has, never having played college football and going undrafted, is a testament to perseverance, hard work and maximizing your God-given ability. ... He redefined the tight end position in a way no one has since Kellen Winslow, and I can't wait to see him put on that gold jacket for the first time this summer in Canton."

Gates will be the 12th Charger to be enshrined, joining wide receivers Lance Alworth and Charline Joiner, offensive tackle Ron Mix, coaches Sid Gillman and Don Coryell, quarterback Dan Fouts, tight end Kellen Winslow, defensive end Fred Dean, linebacker Junior Seau, Tomlinson (running back) and executive Bobby Beathard.

Sharpe got in as a seniors candidate in voting announced Thursday night at the NFL Honors and will join younger brother Shannon as the first siblings ever inducted into the Hall. Two-time Super Bowl MVP Eli Manning fell short and won't join older brother Peyton in Canton, Ohio, this year. Neither will former Rams receiver Torry Holt, who was a finalist for the sixth consecutive year.

Shannon delivered the news directly to Sterling, and they will be together forever at the Hall after the induction ceremony on Aug. 2.

"I don't think that has really set in yet," Sterling Sharpe said. "It's one of those situations where the closer it gets to having the same color jacket he has and standing in same place he stood and being able to have a conv about the journey to get there I think it will set in. But right now it hasn't hit home yet."

While the small class is a change from past years when at least seven people got inducted in each of the previous 12 classes, it isn't unprecedented.

There were only four inductees in the 2005 class and there were 18 other years with three or four inductees since the first class of 17 was enshrined in 1963.

"You almost appreciate it more," Jared Allen said. "Nothing comes easy. When I found out it was only four, it became more special. There's a true emphasis on what it means to be a Hall of Famer. Clearly we fit that. For me, it was kind of a sigh of relief."

New rules were instituted this year after a push by Hall of Famers to make the Hall more exclusive, and that led directly to the smaller class. The modern era candidates were voted from 15 down to seven in the final stage, instead of five in past years.

The 49 voters then got to vote for five of the seven with anyone reaching 80% or finishing in the top three getting into the Hall. In past years, the five finalists all got an up-or-down vote with all five getting in for the past 17 years.

The candidates from the seniors, coach and contributor categories were then all placed in a group with voters picking three. Candidates also needed 80% support with the top finisher automatically getting in even if he fell short.

Hall of Fame spokesman Rich Desrosiers said no decision was made on whether to keep this system in place for 2026 but said one year might be too soon to draw any conclusions.

Jared Allen was a four-time All-Pro who finished his career with 136 sacks, including a league-leading 22 in 2011 for Minnesota. He also led the league in sacks with 15½ for Kansas City in 2007 and reached double digits in seven straight seasons. His final game was a Super Bowl loss for Carolina against Denver in the 2015 season.

Eric Allen starred for 14 seasons as a top cornerback in the NFL and never had to move to safety as he aged. Allen's career spanned from the "Fog Bowl" game in 1988 when he starred for Philadelphia as a rookie to the "Tuck Rule" game in the 2001 season for Oakland in his final game.

Allen finished with 54 interceptions, including eight returned for touchdowns. He was a first-team All-Pro in 1989 and had two other seasons as a second-team selection.

He got in on his 19th year of eligibility.

"Rarely does life play out like you want it to," Eric Allen said. "There's always some curves and bends. But time always reveals the truth. ... It took maybe time for people to see the complexity of my situation."

Sharpe had a short but productive career for the Green Bay Packers from 1988-94. His best season came in 1992, when he became the sixth player to win the receiving triple crown, setting an NFL record with 108 catches for 1,461 yards and 13 touchdowns.

He broke his own record with 112 catches in 1993 and led the NFL with 18 touchdown receptions in his final season, 1994, before a neck injury cut his career short.

Sharpe was a three-time All-Pro and had 595 catches for 8,134 yards and 65 TDs. He trailed only Jerry Rice over his seven-year career in receptions and TD catches.

The Sharpe brothers will join three father-son tandems in the Hall: Tim and Wellington Mara; Art Rooney Sr. and Dan Rooney; and Ed and Steve Sabol.

The four other modern-era candidates who reached the final stage but fell short were offensive tackle Willie Anderson, linebacker Luke Kuechly, kicker Adam Vinatieri and Holt. Those four automatically advance to the final 15 for next year's voting.

The other eight finalists who got cut earlier were Manning, offensive lineman Jahri Evans, receiver Steve Smith Sr., defensive end/linebacker Terrell Suggs, running back Fred Taylor, receiver Reggie Wayne, safety Darren Woodson and offensive lineman Marshal Yanda.

The seniors candidates who fell short were linebacker Maxie Baughan and offensive lineman Jim Tyrer, with Mike Holmgren falling short as the coach and Ralph Hay as the contributor.

## Chargers to host Week 1 game in São Paulo, Brazil

By Kris Rhim  
ESPN  
February 19, 2025

LOS ANGELES -- The Chargers will host the NFL's second regular-season game in Brazil, the NFL announced Wednesday, making the franchise the first to play on five continents.

The Chargers will face an opponent to be announced in São Paulo on Friday, Sept. 5, the day after the NFL season kicks off on Thursday night.

This game will be the Chargers' first international competition since hosting the Kansas City Chiefs in Mexico City in 2019. The Bolts lost that game 24-19. L.A. has also played two games at London's Wembley Stadium, against the Tennessee Titans in 2018 and against New Orleans in 2008, as well as games in Tokyo, Berlin and Sydney.

"It's an honor to once again represent the NFL on an international stage," Chargers president of business operations A.G. Spanos wrote in a statement. "It's also a tremendous opportunity to help grow the game and bring the Chargers brand to millions of sports fans across Brazil and Latin America."

The NFL's first game in Brazil, which featured the Philadelphia Eagles against the Green Bay Packers last season, was overshadowed by poor field conditions. Players struggled to find their footing throughout the game at Brazil's Arena Corinthians, normally a soccer stadium. The Eagles won the game 34-29.

"I mean, y'all saw out there that it was kind of rough to get traction," Eagles quarterback Jalen Hurts said. "Definitely challenging on that field. It's not the type of field we're used to playing on."

Information from the Associated Press was used in this report.

## NFL's Global Markets Program adds four new clubs, two new markets in 2025

*NFL.com*  
March 31, 2025

The National Football League announced an expansion of its Global Markets Program (GMP), with four new clubs set to participate in 2025 and two new markets added.

Launched in 2022, the Global Markets Program awards NFL clubs international marketing rights to build brand awareness and fandom beyond the U.S., through fan engagement, events, commercial opportunities and NFL Flag development.

In total, 29 clubs will participate in the program across 21 international markets -- up from 25 clubs across 19 markets in 2024 -- as the NFL continues to prioritize global growth and connecting with more fans across markets around the world.

"The expansion of the Global Markets Program in 2025 reflects the NFL's continued focus to grow the game and connect with fans on a global scale," said Peter O'Reilly, NFL executive vice president, club business, major events and international. "With more clubs entering the program and existing clubs adding to their global rights, and as the program expands to new markets, we are seeing strong momentum and impact in growing fandom worldwide together."

Global Markets Program updates for 2025 include:

### FOUR NEW CLUBS:

Baltimore Ravens: Granted rights in the United Kingdom.

Green Bay Packers: Granted rights across Germany, Ireland and the United Kingdom.

Los Angeles Chargers: Granted rights in Greece.  
Washington Commanders: Granted rights in the United Arab Emirates.

### TWO NEW MARKETS:

Greece: Los Angeles Chargers.  
United Arab Emirates: Los Angeles Rams, San Francisco 49ers and Washington Commanders

EXISTING EXPANSION: In 2025, nine clubs that currently hold GMP rights will expand to additional countries, acquiring between one and three territories per club (see full club rights chart below).

Arizona Cardinals: Adding Canada.

Detroit Lions: Adding Brazil.

Indianapolis Colts: Adding Switzerland (now across entire DACH region).

Kansas City Chiefs: Adding Spain, Ireland and United Kingdom.

Las Vegas Raiders: Adding Australia and New Zealand.

Los Angeles Rams: Adding United Arab Emirates.

Philadelphia Eagles: Adding Brazil.

San Francisco 49ers: Adding United Arab Emirates.

Seattle Seahawks: Adding Australia and New Zealand.

NFL clubs can apply for rights to international markets by submitting proposals to the International Committee for review each spring. Clubs are awarded rights for a five-year term through the program and during this period can pursue activities that are consistent with what they can do in their home domestic market, in their awarded international markets.

### NFL International Games:

The NFL has confirmed the following regular season international games to be played in 2025:

Two regular season games in London at Tottenham Hotspur Stadium -- the only purpose-built NFL stadium outside of the U.S. -- featuring the New York Jets and the Cleveland Browns as designated teams.

One game in Berlin, Germany at the Olympic Stadium Berlin, with the Indianapolis Colts as the designated team.

One game in Madrid, Spain at the Bernabéu Stadium -- Home to Real Madrid C.F., featuring the Miami Dolphins.

A first-ever regular season game in Dublin, Ireland with the Pittsburgh Steelers.

A return to São Paulo, Brazil and Corinthians Arena during Week 1 of the 2025 regular season, featuring the Los Angeles Chargers as the designated team.

The Jacksonville Jaguars will also return to Wembley Stadium in London to operate a home game as part of their multi-year commitment to playing a game in the U.K.

The NFL recently announced its first international game for the 2026 regular season, which will be hosted in Melbourne, Australia featuring the Los Angeles Rams.

Fifty-five regular season NFL games have been played around the world throughout the league's history, with London, Munich, Frankfurt, São Paulo, Mexico City and Toronto all hosting games to date.

## **‘Let the draft come to you’: Chargers’ free-agency haul informed their NFL draft needs**

*By Thuc Nhi Nguyen  
Los Angeles Times  
April 23, 2025*

Compared to his first NFL draft as a general manager when he owned the fifth overall pick, Joe Hortiz’s phone has been eerily silent this draft season. That’s how the Chargers GM knows his strategy is working.

“We’re going to try to pick as late as we can every year,” Hortiz said.

The 22nd pick in Thursday’s draft has attracted fewer trade propositions than last year’s selection, Hortiz acknowledged, but he’s happy to keep picking later in the first round if it means the Chargers can build on last season’s success. Hortiz set the table for the Chargers’ 11-win season by acing his first draft and hopes for an equally impressive encore this week.

The three-day draft brings a rarely seen sparkle to the eye of the former Baltimore Ravens scout. This is, as Hortiz called it, “the scout Super Bowl.”

With 10 picks, Hortiz’s plan for his big game is determined by the Chargers’ first wave of free agency that brought in 12 players. While the transactions didn’t make national headlines, they gave the Chargers a solid foundation entering the draft, in which they could add talent in several key areas including offensive and defensive line, receiver, running back, edge rusher and tight end.

“You gotta make smart decisions, calculated decisions, trying to build your roster as deep as you can going into the draft,” Hortiz said, “so you can sit there, kind of let the draft come to you and pick the best player available.”

The Chargers addressed questions on the interior of their offensive line by signing right guard Mekhi Becton and former Las Vegas Raiders starting center Andre James. By resigning returning center Bradley Bozeman, Hortiz hopes to have a competitive offseason to strengthen an offensive line that gave up four sacks in a playoff loss to the Houston Texans.

The defensive line that lost Poona Ford and Morgan Fox in free agency reloaded with Naquan Jones and Da’Shawn Hand. But just because Hortiz signed proven veterans doesn’t mean he won’t stockpile more talent at the same positions through the draft.

“Maybe it’s not a need. Two weeks later, it can be a need,” Hortiz said. “So you just take the best player available and he’s going to be here for four or five years or even longer and he’s going to help win games.”

Instead of having to hunt for position-specific help in the unpredictable draft, Hortiz and assistant general manager Chad Alexander learned to focus their strategy on the best prospects while working for the Ravens. It worked flawlessly last year when the Chargers

raised eyebrows by picking two cornerbacks in the fifth round. Tarheeb Still and Cam Hart proved to be worthy starters when injuries decimated the secondary.

After signing former Pittsburgh Steelers star Najee Harris in free agency, the Chargers could add another running back in a draft that’s especially deep at the position. Besides Harris, the team’s only running backs are special teams stalwart Hassan Haskins, former sixth-round pick Kimani Vidal and practice squad member Jaret Patterson.

For the third consecutive year the Chargers could take another wide receiver in the first two days of the draft with hopes of giving quarterback Justin Herbert more weapons. Last year’s second-round pick, Ladd McConkey, set Chargers rookie records for receptions and receiving yards while Quentin Johnston showed marked improvement in all statistical categories in his second season, but the former first-round pick still struggled with consistency in big games.

Receivers Tetairoa McMillan and Matthew Golden were among the prospects who reportedly visited the Chargers ahead of the draft. McMillan, a towering 6-foot-4, 219-pound prospect, is a Servite High alumnus who caught 84 passes for 1,319 yards at Arizona last season. The 5-11, 191-pound Golden clocked 4.29 seconds in the 40-yard dash at the NFL combine, the fastest among receivers.

Although the Chargers zeroed in on the receivers among their 30 in-person visits allowed by the NFL, it’s no sure indication of Hortiz’s plans for draft day. The Chargers didn’t host Joe Alt before they chose the right tackle with the No. 5 pick last year.

They’re still beaming about that decision.

## Jim Harbaugh

### Chargers' Jim Harbaugh says he had hip replacement, heart procedure during offseason

By Jenna West  
The Athletic  
June 11, 2025

Los Angeles Chargers coach Jim Harbaugh said he had successful hip replacement surgery and a cardiac ablation during the offseason.

"Now the doctors can't find anything wrong with me," Harbaugh said at Tuesday's minicamp. "Got an 'A' grade."

Harbaugh's health update comes after he exited a Week 6 game against the Denver Broncos last year while dealing with atrial flutter, a type of arrhythmia. The 61-year-old left in the first quarter and initially entered Los Angeles' medical tent before heading to the locker room for treatment, which included an IV and an EKG. He returned to the sideline in the first quarter and coached the remainder of the game.

After the Chargers' 23-16 win over the Broncos, Harbaugh said it was his third atrial flutter episode. He had one in 1999 as a player and another while coaching for the San Francisco 49ers in 2012. Harbaugh said he received an ablation to treat each of those two episodes.

A cardiac ablation is a procedure that "uses heat or cold energy to create tiny scars in the heart," according to the Mayo Clinic. Those scars "block faulty heart signals and restore a typical heartbeat."

Harbaugh saw a cardiologist after the Broncos game. The coach had to wear a heart monitor for two weeks and was placed on medication.

This offseason, Harbaugh also underwent a hip replacement after walking with a significant limp for years. He did not provide any additional details on the procedure at minicamp Tuesday and said "everything's good" when asked about his offseason health updates.

### The many quirks of Jim Harbaugh: From saving a life to saving his pants

By Daniel Popper, Daniel Brown, Michael Silver, Matt Barrows, Nick Baumgardner and Austin Meek  
The Athletic  
September 15, 2025

Jim Harbaugh's life plan has always been pretty simple.

He detailed it succinctly in February 2024 while standing on a theater stage inside SoFi Stadium. That day, Harbaugh was introduced as head coach of the Los Angeles Chargers, a team he had quarterbacked in the twilight seasons of his 14-year NFL playing career. Harbaugh was reminiscing about his playing days in San Diego, and he provided a window into his mentality.

"I'm going to play as long as I can," Harbaugh remembers thinking, "then coach, then die."

Harbaugh played until he was 38 years old, from Palo Alto High School to the University of Michigan to the Chicago Bears, Indianapolis Colts, Baltimore Ravens, Chargers and, in 2001, the Carolina Panthers. He transitioned into Phase 2 right away. In 2002, he joined the Oakland Raiders staff as Al Davis' quarterbacks coach. It was Harbaugh's first coaching job. He made \$50,000 a year. Harbaugh spent two years with the Raiders, whom the Chargers face in Las Vegas on Monday night. He compared his Raiders years to "working on a master's degree or a PhD" in football.

Harbaugh's coaching career is now in its 24th season. As he always hoped, his life has been devoted to football. The plan is simple to speak. The process of living out that plan has been anything but.

That is because Harbaugh is one of one, a unique and authentic character who has left a mountain of unique and authentic stories in his wake.

Here are some of those stories.

'I was wetting my pants ... Jim was just laughing at them'  
If the whole football thing hadn't worked out, Harbaugh would have fit well with the rugged NBA of the 1990s. He averaged about 20 points and 10 rebounds and flashed his "Bad Boy" potential as a high school hoopster willing to fight an entire opposing crowd.

Consider the melee at a road game in 1982, when tensions ran high from the moment Palo Alto High arrived. A menacing throng at Santa Clara High gave Harbaugh and company a hostile welcome as players stepped out of the team bus.

David Feldman, a prep teammate of Harbaugh's who grew up to become an ESPN broadcaster, remembers the reception well.

"I was wetting my pants," he said, "and Jim was just laughing at them."

Soon after tipoff, there were so many cheap shots and hard fouls that Jack Harbaugh — Jim's father and Stanford's defensive coordinator at the time — approached the opposing coach with a warning: Get this under control or you're going to have a problem.

But things continued to unravel. And when a blindside elbow knocked a Palo Alto player to the hardwood, the player sprang up ready to throw haymakers. From there, it was on. Fans ran down from the stands eager to join the saloon-style brawl, including a quartet of angry strangers making a beeline for Jim Harbaugh.

"Just mayhem," Harbaugh told me in 2012. "I remember being backed into the wall on the baseline. There were four people there — not players, but people who had come out of the stands. They were all coming at me (with raised fists). And I'm squared up getting ready to defend myself and throw."

But Jack Harbaugh, as promised, was at the ready.

"My dad comes in — whoosh! — just like that and cleared everybody out like a wrecking ball," Jim

said. "It was like a superhero moment. Jack Harbaugh, legendary status." — Daniel Brown, staff writer / editor

'Mike Tyson came roaring out'  
A few hours remained before the ball would drop at Times Square, but across the country, as 1995's last gasp played out in a since-demolished stadium, Jim Harbaugh was getting a jump start on the happiest new year of them all.

Harbaugh, at 32, had found new life with the Indianapolis Colts after some tumultuous years with the Chicago Bears and was in the process of reinventing himself as "Captain Comeback." Having just quarterbacked the underdog Colts to a first-round playoff upset of the San Diego Chargers, Harbaugh couldn't stop smiling when I saw him after the game in the visitors' locker room at Qualcomm Stadium.

"I've never had so much fun," Harbaugh said. "Good stuff like this never happens to me. I'm just so lucky to be able to play football, and I'm enjoying every moment."

Two weeks later, after another shocking road playoff upset (over the Kansas City Chiefs), I traveled to Pittsburgh for Sports Illustrated and saw Captain Comeback add to his legend. Trailing the favored Steelers by four points in the final minutes of the AFC Championship Game, Harbaugh habitually bought time by scrambling away from defenders, fired a clutch fourth-down completion, dislocated the index finger on his throwing hand, popped it back into place between plays and reached the Pittsburgh 29-yard-line with six seconds to go. He then unleashed a glorious Hail Mary that hung between three Steelers defenders — and came within inches of ending up in the hands of Colts receiver Aaron Bailey.

The storybook ending didn't quite happen, but Harbaugh's defiant grin remained. Afterward, citing a recent heavyweight title matchup between an indomitable champion and an overmatched opponent, Harbaugh lauded the way his teammates had silenced their skeptics by taking the fight to the home team: "A lot of people expected Peter McNeeley," he said proudly. "But Mike Tyson came roaring out of the locker room." — Michael Silver, NFL senior writer

### 'We got laaaaaahts of peanut butter'

My first real interaction with Jim Harbaugh came during his first year coaching at Stanford. His brother-in-law, Tom Crean, had become a huge advocate for my recruiting book, "Meat Market," that had just been published. Crean was the basketball coach at Marquette at the time and reached out to me through a colleague of mine at ESPN, Pat Forde. Crean ended up helping me promote the book even more than the publisher did.

At one point, he suggested I go up to Stanford and spend some time with Jim and his staff. I set it up with someone I think Tom connected me to at Stanford.

I got up there for spring ball. When I walked into the staff room, Jim didn't seem to recall that I was coming. Or know who I was. After a few minutes of me explaining my visit, Harbaugh had this look on his face. It's that same expression that some of his co-workers later told me they've referred to as the "Shark" — this kind of blank stare with his mouth slightly agape.

I suspect because he heard that Tom had told me to come, Jim tried to be hospitable. He walked me over to their kitchenette area and asked if I like peanut butter. (I do.)

“We got laaaaaahts of peanut butter,” he said, opening up a cabinet where they had some Costco-sized vats of it. He motioned over to a few loaves of white bread.

“Make as much as you like.”

### ‘He just saved my life’

Some vintage Harbaugh moments came at the Holiday Inn in Boardman, Ohio, in 2011, Harbaugh’s first year with the San Francisco 49ers. The 49ers were staying there — it’s right outside the team owners’ hometown of Youngstown — between games in Cincinnati and Philadelphia.

The area wasn’t exactly replete with resources. Harbaugh even held a walk-through practice in the hotel’s parking lot, making sure to have the team buses help form a barrier between the team and any nosy citizens. Harbaugh, always, is in constant fear of enemy spies learning his plays and plans.

It was decidedly un-fancy and Harbaugh loved it.

“That big slab of cement even had lines and tall trees around it,” he gushed at the time. “That was one of the finer walk-through spots I’ve been associated with.”

The real action came during a team meal held in one of the hotel’s crowded conference rooms. Steak was on the menu and guard Adam Snyder started choking on a piece.

“It’s happened before where it just goes down the wrong pipe,” Snyder recalled years later. “And panic sets in real quick. And when you’re panicking, you’re not breathing. There was something lodged in my throat. I couldn’t even drink water.”

Harbaugh was seated and in mid-conversation on the other side of the conference room.

He saw the commotion and immediately popped up and began making his way to his choking guard, pushing through groups of people and knocking aside tables like a Secret Service agent rushing to aid the president.

The other offensive linemen had risen to try to help Snyder, but Harbaugh pushed through them, too. Then he began beating on the 300-pound lineman’s back.

“And it’s like — boom! — he punches him in the back so hard you could hear it,” tackle Joe Staley said.

Said Snyder: “He was just smacking the heck out of me, just smashing my back. At one point, he picked me up and it was like — blewp! — it went down (my throat). And it was, ‘Oh my God! He just saved my life!’”

And as soon as the event was over? Harbaugh calmly walked back to where he was sitting and finished his meal, like it was something that happened every day.

“He pushed through guys to get to Adam and then he literally saved his life,” center Daniel Kilgore said. “And then he just went back to his

conversation.” — Matt Barrows, 49ers beat writer

‘Is Jim Kelly in town?’

Harbaugh once spoke to the San Jose State football team, which practices a few miles from the 49ers’ facility. The college stadium is near my home, so I rushed over to get some offseason quotes. When I got there, I saw Harbaugh had a massive gash across his forehead.

I couldn’t resist.

“Is Jim Kelly in town?” I asked, a reference to the former Buffalo Bills quarterback whom Harbaugh once punched — breaking his hand in the process — during a pregame production meeting after Kelly, then in broadcasting, had questioned his toughness on a pregame show.

“You’re not the first person to say that this morning,” Harbaugh replied. — Barrows

### No sleep needed in Rome

I was actually on Harbaugh’s flight to Italy when he took Michigan to Rome in 2017.

Michigan flew commercial and most of the team was on the one direct flight from Detroit, which got to Rome at around 8 a.m. local time. If Harbaugh wasn’t the last person to board, he was in the final five. I walked off the 10-hour flight, six hours into a new time zone, barely able to stand. I don’t know if Harbaugh slept more than a few minutes. Though when I saw him in the customs line, he looked exactly the same as he always does. His cap was straight, his shirt was tucked, his lip was packed and he was somehow effortlessly hauling the luggage of his entire family as if the previous 10 hours hadn’t happened.

The players were exhausted. Harbaugh was invigorated. When he saw me, he didn’t really say hello as much as he immediately went into a comment about something random I’d said on the radio he agreed with several weeks prior. Then, almost without blinking, he rounded up his family (toddler-heavy back then) and pulled up one of those side ropes toward the outside of the customs line. He told the whole crew to follow him and wandered off in search those lines that let people with kids through first. If that didn’t exist, he’d make his own.

Waiting isn’t his thing.

Nobody from the team went to a hotel after we landed. Harbaugh, his coaches and players immediately got on shuttles and drove to Villa Borghese — almost the direct middle of Rome — to eat in the park before spending the entire rest of that day walking the streets of the city. Still on zero sleep. He never slowed down. The players did! I did! He did not. Not even after tipping a street musician on a park bridge who had absolutely no idea who he was.

Apart from getting to sit near the pope, Harbaugh’s celebrity was irrelevant in Italy. Most of the randoms we met on the street thought Michigan was some sort of gigantic high school soccer team. Harbaugh loved it. I’ve never seen a person gain more energy from those in his orbit the way he does. He played paintball with the team over there — at nearly 55 years old — for probably four hours. If he limped the rest of the week, it was in private. I don’t know if he slept that entire trip. Not sure he needed it.

People think he’s a gimmick. He’s not. He’s easily one of the most authentic (for good and bad) people I’ve ever met. — Nick Baumgardner, NFL Draft analyst

‘Those are pretty expensive pants’

In 2021, Michigan was playing at Penn State on a cold, windy November day. An important detail is that, by that time, Harbaugh had stopped wearing Walmart khakis and switched to blue athleisure pants from Lululemon, which are significantly nicer and more expensive but apparently not flame-resistant. The gist of the story is that Harbaugh was so engrossed in the game that he stood too close to a space heater and caught his pants on fire. Daylen Baldwin, one of Michigan’s wide receivers, was the first person to notice. Harbaugh was able to extinguish the flames, but not before they burned through the outer layer of his pants.

When he recounted the incident to a local TV station, Harbaugh said Baldwin was so nonchalant about the flaming pants that it took him a moment to realize what was happening.

“Maybe a little coaching point to Daylen Baldwin: If somebody’s on fire, man, (be) like, ‘Hey, Coach!’” Harbaugh said. “Maybe just grab me, get me out of the way or something. Be a little more emphatic about the fact that somebody’s on fire.”

Harbaugh said he planned to keep the pants, cut off the legs and convert them into shorts.

“Those are pretty expensive pants, those Lululemons,” he said. — Austin Meek, Michigan beat writer

### ‘Alas, I did not go to law school’

It’s impossible to talk about Harbaugh’s final season at Michigan without mentioning his battles with the NCAA and the Big Ten. Michigan was being investigated for hosting recruits on campus during the COVID-19 dead period and the school imposed a three-game suspension on Harbaugh to open the season. The suspension turned into a weekly game of “Where’s Jim Harbaugh now?” He mowed his lawn, went to McDonald’s, worked the chains for his son’s youth football team and attended a funeral for one of his former players at Stanford.

There was no levity to the second suspension, handed down by the Big Ten in response to the Connor Stalions sign-stealing investigation, which eventually led to a 10-year show-cause penalty for Harbaugh on top of an earlier four-year show-cause penalty. Michigan went to court seeking a temporary restraining order that would have allowed Harbaugh to coach while the school challenged the suspension. Right up to kickoff of Michigan’s next game against Penn State, the school was hoping a judge would intervene on Harbaugh’s behalf. Instead, the judge scheduled a hearing for the following week. For a moment, it appeared that Harbaugh might end up on the witness stand in a Washtenaw County courtroom, testifying about why the Big Ten’s suspension was misguided.

“I’m not an attorney, but I always wanted to be,” Harbaugh said. “I watched a lot of shows, watched ‘Judge Judy.’ I always felt like it would be cool to get up there and thunder away at a jury like Tom Cruise in ‘A Few Good Men’ or be a judge like Judge Judy. Alas, I did not go to law school.”

Harbaugh's moment in court never happened. Michigan dropped its legal challenge, and Harbaugh missed the final three regular-season games before returning for Michigan's postseason run. — Meek

### 'Multiple championships'

Covering Jim Harbaugh is a fascinating experience. Every day presents an opportunity to observe or uncover something as outrageous as it is meaningful.

And that is an important point to remember with Harbaugh: No matter how silly it may seem in the moment, every action and every word has a purpose.

"Multiple championships," Harbaugh said at his introductory news conference last year. "We're going to be humble and hungry, but that's our goal."

When he first moved back to Southern California in the early months of 2024, Harbaugh lived in an RV alongside offensive coordinator Greg Roman at the Waterfront RV Park in Huntington Beach. He was channeling Jim Rockford, one of his favorite television characters from the 1970s show "The Rockford Files." Harbaugh is an avid consumer of TV and movies. During his playing days, he guest-starred on the sitcom "Saved By The Bell" as Screech's cousin.

On the day before he was introduced as Chargers head coach, Harbaugh drove to Home Depot with Ben Herbert, the team's executive director of player performance, and bought a Shop-Vac. Harbaugh and Herbert used that Shop-Vac to vacuum out the weight room at the Chargers' former facility in Costa Mesa.

When the Chargers got on the practice field in spring of 2024, players were shocked to see Harbaugh, wearing black Jordan cleats, participating in strength and conditioning drills. "You got to be on your stuff because coach is doing it right there with you," safety Alohi Gilman told me last season.

Harbaugh continued this through training camp, when the strength and conditioning drills were held at the end of the practice. Harbaugh calls these "fourth-quarter finishers."

One day last year, Harbaugh had a media engagement right after a training camp practice, so he could not participate with the players. After the media appearance, Harbaugh walked back onto the empty field and, by himself, flipped a weighted sled back and forth for several minutes. A young Chargers fan was standing in a tent on the sideline yelling to Harbaugh. "Coach! Coach! Can you sign an autograph?" Harbaugh paid him no mind until he was done with his sets. It might seem comical or even performative, but players notice the commitment.

Harbaugh's meetings are now the stuff of legend in the Chargers' locker room. On the night before a Week 10 win over the Tennessee Titans last season, Harbaugh read the lyrics to the 1976 song "The Wreck of the Edmund Fitzgerald" by Gordon Lightfoot. The song tells the story of a shipwreck in Lake Superior, and the Sunday the Chargers played the Titans was the 49th anniversary of the disaster. In another meeting last season, Harbaugh read the lyrics to the 2009 hit "I Gotta Feeling" by the Black Eyed Peas. Before the season finale against the Raiders last

year, Harbaugh reached into his pants during a team meeting and pulled out a back-scratcher.

"You need to have your own back sometimes," Harbaugh said to the players. "There's not always going to be somebody there to scratch your back for you, so you do it yourself."

He then gifted a personalized back-scratcher to each player emblazoned with their name and number.

Harbaugh often talks about waking up in the early-morning hours thinking about the team, the team, the team. He targets his idiosyncrasies toward the ultimate goal in his life right now. "The Lombardi Trophy, that's my mission," Harbaugh said.

He had a chance in the 2012 season when his San Francisco 49ers lost to the Baltimore Ravens in the Super Bowl. Harbaugh faced his brother John in that game. Last season, the Chargers played the Ravens on "Monday Night Football." In the lead-up to another brotherly rematch, Harbaugh recalled what he was thinking after that Super Bowl loss.

"Walking off the field at that Super Bowl, it was like, there will be another day," Harbaugh said. "And then there wasn't for many years, and it looked like I wouldn't have a chance for another day. But by the grace of God ... we're back in it and back on a team that has a chance to do that."

It is perhaps the only accomplishment still missing from what has been a monumental football life.

"We're going for the Super Bowl," Harbaugh said. "That's our goal, and we're gonna do it or die trying." — Daniel Popper, Chargers beat writer

## Jim Harbaugh's coaching evolution, from NCAA to the NFL

*By Kris Rhim  
ESPN  
September 5, 2025*

Former San Francisco 49ers tight end Delanie Walker remembers a 2012 training camp practice beginning as practice always had -- until coach Jim Harbaugh called the team to midfield.

"We thinking, 'Oh yeah, he's about to cancel practice,'" Walker said. "'We going to go to a water park or something.'"

Harbaugh began speaking to the team about its NFC West rivals. The Seattle Seahawks were at an amusement park, Harbaugh told the team. The St. Louis Rams and Arizona Cardinals were also enjoying a day off, he said. "Guess what the 49ers are going to do today?" Harbaugh asked.

They would practice -- intensely. At least a hundred plays: "Everybody else takes breaks, the 49ers don't," Harbaugh said.

"Everybody was kind of pissed that day," Walker said while laughing.

This was the Jim Harbaugh way: working his players to the brink of exhaustion and then some. The method was effective -- until it infuriated everyone. But Harbaugh ushered in a period of

renaissance for the 49ers; that season, San Francisco reached Super Bowl XLVII.

"There won't be any magic formulas," Harbaugh promised Los Angeles Chargers fans at his introductory news conference in 2024. "The only ones that I know are just good, old-fashioned hard work."

While Harbaugh largely operates in the same fashion, the Chargers' version of the coach has evolved. He's traded in the khakis for gray trousers. His training camp practices have gone from the intensity of a game day to what his former players see as nearing a version of flag football that prioritizes keeping the team healthy.

"That's where he's different. Now it's like, 'Yeah, let's take that break.' It's like, damn, 'Who is this dude?'" said Walker, who was a volunteer coach with the Chargers during last year's training camp. "This Jim Harbaugh, he got nicer for sure. So when people say he changed, I would say he changed for the better of the game."

The old Harbaugh upset some players, coaches and execs. This Harbaugh, now 61 years old, hardened by the failures and lessons of his first NFL stint and early struggles in the college ranks, is approaching the job differently. It could be the difference in whether Harbaugh reaches the goal of winning a Super Bowl -- and how long the Chargers can tolerate him. The second year of Harbaugh in Los Angeles begins Friday, when the Chargers face the Kansas City Chiefs in São Paulo (8 p.m. ET, YouTube).

"You don't want things to get stale," Harbaugh said. "That's like overripe fruit, stale bread, burnt meat, you got to change things up."

OVER HIS TWO decades of coaching, there are two factions of Harbaugh's former players and coaches: those who despise him -- often publicly -- and those who are staunch supporters. The words "insane" or "crazy" to describe Harbaugh are commonplace among both groups, but the meaning depends on who is talking.

Look no further than San Francisco. Despite three straight NFC Championship Games and a Super Bowl appearance, Harbaugh's approach incensed the front office. And players were tired of Harbaugh, too.

"He just pushed guys too far," former 49ers offensive lineman Alex Boone said on HBO's "Real Sports with Bryant Gumbel" in April. "He wanted too much, demanded too much, expected too much. ... And you'd be like, 'This guy might be clinically insane. He's crazy.'"

The amount Harbaugh asks from his players now is his most significant shift. That's been clear with the Chargers' practices. This season, the NFL selected the Chargers for the Hall of Fame Game, giving them an additional preseason matchup and added practice time. Because of that, Harbaugh reduced the required time at the facility to avoid fatigue.

Harbaugh communicates strict tempos to players ahead of each practice. It's commonplace to see defensive backs raising both hands instead of trying to deflect a pass or linemen stopping in the middle of a pass rush, obeying Harbaugh's rules. There are loud yells and reprimands from coaches and players alike when players stray from the tempo.

Veterans, who have played elsewhere, routinely praise Harbaugh for his current approach to practice: "It's not super common around the league, it's different, I like it," cornerback Donte Jackson said.

But that doesn't mean Harbaugh's practices are easy.

"Six days a week and every day's just intense," safety Elijah Molden said.

J.T. Rogan, who worked for Harbaugh as director of communications/operations for two years at Michigan, has perhaps the best vantage point for Harbaugh's evolution. Rogan was an All-American running back for Harbaugh at the University of San Diego, worked for him at Stanford and tried out for him as a player in San Francisco.

Rogan said Harbaugh's time at Michigan was transformative, pointing to Harbaugh's struggles to beat rival Ohio State and his use of analytics, which altered his coaching style and helped Michigan win the 2023 national championship in Harbaugh's final season.

The legitimacy of that championship, however, will forever be roiled in controversy after various NCAA sanctions were levied against Harbaugh for breaking rules.

"He's taken that feedback, and he's got really high emotional intelligence, even though you might not call him emotional," Rogan said.

He continued: "For people who are like, 'Who wears the same clothes every day all the time?' Or 'Who wears cleats on the airplane?' As if that would cheapen his intellect and his ability to take feedback and then evolve, but he has."

HARBAUGH'S FIRST YEAR in Los Angeles was about changing the culture of a franchise synonymous with disappointment. The Chargers' Week 11 matchup with the Cincinnati Bengals seemed to be a turning point.

L.A. had built a 27-6 lead over the Bengals early in the third quarter, then the game began to unravel in a way Chargers fans are accustomed to. (The fan base has an adverb for this recurring dread called "Charger-ing"). The Bengals scored 21 unanswered points, as quarterback Joe Burrow found wide receiver Ja'Marr Chase for a touchdown to tie the score at 27 with 12:12 left.

But the Chargers won the game, thanks to two 27-yard-plus catches from wide receiver Ladd McConkey and a touchdown by running back J.K. Dobbins on the final drive. The victory appeared to be a watershed moment for the franchise, and the first clear stamp of Harbaugh's impact in L.A.

"There's been a lot of games through the years where we've been put in that position and came up short," said former Chargers edge rusher Joey Bosa, who developed into a star as the No. 3 pick in 2016 but was released after a disappointing 2024 season and is now with the Buffalo Bills. "There was kind of a lack of belief in being able to pull off in situations before."

But there were the Chargers eight weeks later against the Houston Texans -- in their first playoff appearance since one of the most embarrassing playoff losses in team history in 2023 -- looking like the Chargers of old.

Star quarterback Justin Herbert, who threw a league-low three interceptions during the regular season, tossed four that day. He became the first NFL player to throw more picks in a playoff game than in the regular season. The Texans pressured Herbert on 50% of his dropbacks, and the Chargers suffered a 32-12 beatdown -- another playoff embarrassment.

Los Angeles is hopeful, however, that Houston was an anomaly and Cincinnati was the standard.

"We didn't achieve the ultimate success that's reserved for the world champion," Harbaugh said earlier this offseason. "But [there's] so much good to build on, that creates a lot of excitement for me and [general manager] Joe [Hortiz] as we build version 2.0."

Increased win totals and postseason success have historically defined second years under Harbaugh-led teams. He went from 7-4 in his first season at the University of San Diego to 11-1 the following year, winning the Pioneer Football League. After taking over a 1-11 Stanford team in 2007, the Cardinal were 5-7 in his second season, narrowly missing out on a bowl game. Harbaugh's 49ers went to the Super Bowl in his second season. (In his first two seasons at Michigan, Harbaugh led the Wolverines to back-to-back 10-3 seasons.)

But Harbaugh already has an uphill battle to replicate that second-year jump in L.A. Pro Bowl left tackle Rashawn Slater suffered a season-ending patellar tendon tear. Running back Najee Harris missed all of training camp after a July 4th fireworks mishap damaged his eye. L.A. travels the most miles in the NFL this season, beginning with the Chiefs in Brazil, followed by two divisional matchups against the Raiders and Broncos.

Regardless of how difficult the outlook seems for this season, the Chargers appear confident, believing in Harbaugh's process.

But that's how it always begins for Harbaugh's teams, before tension, frustration, and at Michigan, sanctions happen. The Chargers hope this version of Harbaugh keeps them in the honeymoon phase long term.

"We're going for the Super Bowl," Harbaugh said. "That's our goal. We're going to do it or die trying."

## The making of Chargers DC Jesse Minter: 'He always wanted to be one step ahead'

By Daniel Popper  
The Athletic  
September 2, 2025

Two decades later, Jesse Minter still has the rejection letters.

They are tucked away in a box at his family's house in Cincinnati, a memento of how far he has come. There are 98 of them. Not 99. Not about 100. "Exactly" 98, Minter says. He has never forgotten the number of college football programs that politely declined his services — on official university letterhead — in the early months of 2006.

Minter is sitting in a conference room in the Los Angeles Chargers' practice facility in late July as he reveals the existence of these letters. Minter is decked out in Chargers gear. In a few minutes, he will head out to the practice field and coach a unit he revived and revitalized in his first season as an NFL defensive coordinator. If Minter follows up his debut with another stingy defensive season, he could become one of the most sought-after head-coaching candidates in the next cycle. Nearly all of Minter's 42 years have been spent in and around coaching, and now, with the Chargers set to open their season against Patrick Mahomes and the Kansas City Chiefs on Friday in São Paulo, Brazil, he is one realistic step from the pinnacle of the profession.

So why does he still have these rejections?

"Because that's just how I operate," Minter says. "It's just that reminder of the joy that it is, the blessing that it is, the opportunity that you have, not to take it for granted and not to ever feel like you've arrived."

The letters used to drive Minter. His father, Rick Minter, now a defensive analyst with the Chargers, has coached in college and the NFL for nearly 50 years, and Jesse wanted to prove he could chart his own path.

Now, the letters ground him to a mentality that he lives and breathes and instills in his defensive culture.

"A lot of coaches have crazy egos, and I think there's a difference in being confident in yourself and sure of yourself, and then having an ego," Jesse says. "I've always tried really, really hard to not have an ego, to really try to build a situation where everybody feels like they have value, where everybody feels like they're part of the success."

Football gives, and it takes. Those who become obsessed with the game — who grow up with it, devote their lives to it — understand that truth. They sign up for the chance at accomplishment. They also sign up for the threat of failure. One is not possible without the other.

Jesse learned this lesson through his winding journey.

The letters are a physical manifestation of what can be taken away.

What can be given, however, is all around him.

"He's much more the complete man than I ever was," Rick says.

Rick Minter thought his coaching career was over when his son, Jesse, arrived.

It was 1983, and Rick was out of football. He started coaching seven years earlier and spent the last three seasons at North Carolina State with Monte Kiffin on a staff that also included Pete Carroll. They were all fired after the 1982 season. Jesse's mother, Ellen McEwen, and Rick had moved to Little Rock, Ark., after the sudden death of Ellen's father. Rick got a job as a stock-broking account executive at Merrill Lynch. Ellen and Rick welcomed Jesse on May 9.

The time away from the game was short-lived. Rick broke back into the business in 1984 at New Mexico State. The family — Rick, Ellen, Jesse and Jesse's older brother, Josh — moved there for a season. In 1985, Rick got his first opportunity as a defensive coordinator at Ball State. The family settled in Muncie, Ind., and Jesse's football exposure began.

Jesse attended Ball State football games and practices in full uniform — red jersey, shoulder pads, red pants, white cleats and "this big old helmet that was too big for his head," Ellen remembers with a laugh.

Ellen and Rick divorced when Jesse was in kindergarten. "We went through that pretty amicably," Ellen says. Rick, a self-described "grinder," was committed to his coaching career. Home at midnight, back in the office by 5 a.m.

Football gives, and it takes.

It took away father-son time when Jesse was a child.

"We didn't get to see him a ton," Jesse says.

It gave Ellen a deeper connection with her sons. She called the divorce "one of the best things that ever happened."

Ellen, a college tennis player at Henderson State in Arkansas, loves sports as much as Jesse does. After moving the boys to Yorktown, Ind., which borders Muncie, Ellen coached Jesse's youth teams in T-ball, soccer and basketball, all while working multiple jobs. She sold new construction homes for a local company, TK Constructors. At Yorktown High School, she coached girls and boys tennis and was an assistant coach for the girls' basketball team. She also taught part time in the Muncie school system.

Jesse credits his mom with helping develop his "inclusive traits."

"The sacrifices that she always made as a single mom with me and my brother, having to work all the time but yet always giving us everything," Jesse says. "We weren't rich, but always giving us exactly what we needed."

Football also became the means by which Jesse saw and connected with his dad.

"The weekends were our time with him," Jesse says.

Rick stayed at Ball State through the 1991 season. He is grateful the family had a "little bit of a gradual adjustment" while he was "an in-town father, but out-of-house father." In 1992, Rick took a job at Notre Dame as defensive coordinator for Lou Holtz, and he moved 140 miles north to South Bend.

Jesse was 9 years old. He can still vividly picture the packed stands at Notre Dame Stadium, including for The Game of the Century, when the No. 2 Fighting Irish beat No. 1 Florida State in a battle of undefeated teams.

"Holy cow," Jesse remembers thinking, "what my dad's doing is pretty cool."

After two seasons at Notre Dame, Rick was hired as the head coach at the University of Cincinnati. He was slightly closer to the family, and over the next decade, Jesse had "all access" to a college program. These were his formative football years, and he was around an impressive group of Rick's assistant coaches, from Rex Ryan to John Harbaugh to Wink Martindale to Mike Tomlin.

Tomlin was Rick's defensive backs coach for two seasons, 1999 and 2000. Jesse was in high school in Yorktown, where he played receiver and defensive back, and gravitated to Tomlin, who was then 27 years old.

"He just had this presence about him," Jesse says.

Jesse would come around for Cincinnati practices and work out with Tomlin's DBs group.

"I feel like I've known him all his life," Tomlin said last season before his Pittsburgh Steelers played Jesse's Chargers in Week 3.

Tomlin would always remember who Yorktown High had played the previous week and ask how his game went.

"It was real," Jesse says. "It made me feel like this is how I want to be."

As he finished high school, Jesse had opportunities to play Division III football at local Indiana schools like Anderson College and Wabash College. Rick offered him two options: keep playing, or come to Cincinnati and start working his way up Rick's staff. Rick had curated a four-year undergraduate program for Jesse, who would start as a freshman field manager before eventually earning graduate assistant responsibilities as a senior.

Jesse enrolled at Cincinnati and arrived on campus in the fall of 2001.

Rick remembers the tears in Jesse's eyes and the emotion in his son's voice.

"Dad," Jesse said, "I want to play football."

The first semester of Jesse's freshman year at Cincinnati, by all accounts, had been a success. He liked the coaching track he was on, and he was learning from his father and others on staff.

But Jesse had that incomparable itch — one that can only be scratched by pads and a helmet, grass and contact.

Football gives, and it takes.

It took Jesse briefly off his coaching track, only to give him so much more.

Jesse transferred to Mount St. Joseph, a Division III college outside Cincinnati. The Mount, as it is known locally, was founded as an all-female school. It did not become coeducational until 1986. The Mount joined the Heartland Collegiate Athletic Conference in 1998. When Jesse arrived, the Lions had yet to put together a winning season. They had gone 0-10 in 2001.

Jesse showed up for transfer orientation. His love for football had brought him to The Mount. It also led him to the love of his life. He met his wife, Rachelle, who had transferred in from Cincinnati State, in his orientation group.

"Serendipity," Rachelle says.

As Rachelle recalls, she just kept running into Jesse over that first week at The Mount. The college held a boat ride down the Ohio River, and Jesse and Rachelle chatted on the water — though Rachelle admits now that she thought Jesse was interested in a different girl.

Transfers had to pick up their school-commissioned laptops during that first week. Jesse and Rachelle went at the same time.

Rachelle's childhood friend, PJ Volker, had transferred to The Mount to play football after a season at Wittenberg University in Springfield, Ohio. Volker was living in an off-campus house and, at a small school of only 2,000 students, that was a hot commodity. He was having a party.

"Are you going to PJ's?" Rachelle asked Jesse.

"Yeah!" Jesse replied.

Another run-in. They were dating by the end of the week.

"Pretty much inseparable ever since," says Volker, now the defensive coordinator at Navy.

Jesse found his wife in Rachelle — and a best friend to this day in Volker.

However, the "unfortunate part of the game," as Volker puts it, kept Jesse off the field.

Football gives, and it takes.

Jesse broke his leg in his first season at The Mount. He was lined up as the slot receiver, and he was tasked with blocking a stretch run play to his side. The pile collapsed on his lower half.

In his third season, Jesse was again playing slot receiver. He ran a slant over the middle. Volker was playing linebacker. The ball was thrown Jesse's way. Volker turned and ran. In the process, he collided with Jesse, who fell awkwardly to the ground. He snapped his humerus bone in half.

"That's about as crappy as I've ever felt on the football field," Volker said.

Sandwiched between those two injuries was a medical scare. It was 2003, and Rick was in what would be his final season as the head coach at Cincinnati. Rick was staying in a high-rise condo in the city on the Ohio River. Jesse was waiting for the lease to begin on his off-campus house at

The Mount, so he spent two summer months living with his dad.

One Sunday, Rick came home, and Jesse was on his bed, in pain.

Jesse went to the hospital, where he was diagnosed with Crohn's disease. He stayed overnight. The next morning, doctors performed emergency surgery. Jesse had 18 inches of his colon removed. He missed the entire season.

"Knock on wood," Rick says, "he hasn't had any repercussions since."

Jesse returned for the 2005 season as The Mount went 9-2. He graduated in December and took a job at a local facility called Acceleration Training, working out middle schoolers. He applied to graduate assistant jobs across the country. He got back those 98 rejections.

He eventually got job offers from Wake Forest and Division III Defiance College in Ohio. Rick had returned to Notre Dame as Charlie Weis' defensive coordinator in 2005. Weis was adding to his staff that offseason and had an opening. Jesse had been determined to find a job "on his own," as Ellen put it. But this was Notre Dame.

"Coolest job ever," Jesse says, "right out of college."

The reality of the coaching industry set in almost immediately.

The Minters spent the 2006 season at Notre Dame, Rick as DC and Jesse as his defensive intern. Weis fired father and son after back-to-back losses to close the year — at rival USC and to LSU in the Sugar Bowl.

Jesse and Rick had been living together in a house in South Bend. They sat on the couch at that house and pondered what was next.

Then Rick had an idea.

Rachelle was still in Cincinnati working as an accountant. Brian Kelly had just taken over as head coach at Cincinnati and was building out his staff. Rick had introduced himself to Kelly at a football coaching convention the year prior. He would give Kelly a call.

The only problem: Rick didn't have Kelly's cell number.

Rick, however, had spent nine seasons as the Cincinnati head coach, and he had only been fired three years prior. He still had the phone number for the landline in the head coach's office at the football facility. What was the worst that could happen?

So Jesse watched and listened as his dad threw the ultimate Hail Mary and dialed the number.

Kelly picked up.

"Holy s—," Jesse remembers thinking, "somebody answered."

Kelly told Rick that he would be looking to fill a graduate assistant position in March. In the spring, Jesse went in for an interview with defensive coordinator Joe Tresey.

Jesse got his first full-time college coaching job for the 2007 season.

"I can remember the interview like it was yesterday," Tresey says.

Football gives, and it takes.

"As I got into coaching," Jesse says of his father, "he would always look out for me."

Jesse was in Tresey's hip pocket for two years. Over pizza, Jesse and Tresey would spend late nights watching film on potential recruits, cutting up video for their players, writing scripts for practice and bouncing ideas off each other.

"He always wanted to be one step ahead if he could be," Tresey says. "You knew he had a shot."

Jesse's year at Notre Dame was a whirlwind. He admits he did not "learn enough football" while he was figuring out clerical responsibilities like diagramming plays. Under Tresey, Jesse says, he learned how to "break down teams" and "how to try to attack people."

"When you trust somebody like that at a young age," Tresey says, "your gut kind of tells you."

After two seasons, Jesse joined Trent Miles' staff at Indiana State. Jesse spent the next eight seasons coaching under Miles — four at Indiana State and four at Georgia State.

In Jesse's second season at Indiana State, Rick — who had spent the 2009 season as Marshall's defensive coordinator before the staff was let go — joined Miles' Indiana State staff as linebackers coach and defensive play caller. Jesse moved to the secondary. Volker joined the staff as a defensive assistant.

"That whole crew," Miles said, "that's like family."

Rick left to take the defensive coordinator job at Kentucky after the 2010 season. Before he departed, he gave Miles a suggestion.

"You got one move," Rick remembers telling Miles. "You need to name Jesse the defensive coordinator."

"Jesse," Miles says, "he had it in him all along."

In Jesse's first season calling plays at any level, Indiana State defeated FBS Western Kentucky on the road 44-16.

"We got after them," Miles said.

The next season, the Sycamores went on the road and beat North Dakota State, then the No. 1 team in FCS. Indiana State had two pick sixes in a 17-14 win. It was Volker's 30th birthday. Jesse still ranks these two wins — North Dakota State and Western Kentucky — in his top 10 games of all time.

"He was just a brilliant play caller from the get-go," Volker says.

Miles, who took the head job at George State in 2012 and brought Jesse and Volker with him, got the band back together in 2016, hiring Rick as his defensive line coach. And for the first time, the roles changed. Rick worked under Jesse.

Georgia State went 3-9 that season, and once again, Rick and Jesse were looking for jobs.

Football gives, and it takes.

There have been so many turning points in Jesse Minter's football life, but none were more consequential than the 2018 offseason.

Jesse was entering his second season on John Harbaugh's Baltimore Ravens staff. Rick had placed a call to Harbaugh, his former special teams coordinator at Cincinnati, after things ended at Georgia State.

"John," Rick remembers saying, "Jesse is just like you."

Rick got Jesse in the door. Jesse earned himself a contract as a defensive assistant.

"Sometimes you have to rely on your resources and the connections that your family members have made," Rachelle says. "But it's what you do once you get there (that decides) if you stay or go."

Harbaugh had four defensive coordinators in his first 10 seasons with the Ravens — Rex Ryan, Greg Mattison, Chuck Pagano and Dean Peas. Entering the 2018 offseason, he promoted Wink Martindale from linebackers coach to defensive coordinator. Martindale's assistants included Jesse and now-Seattle Seahawks head coach Mike Macdonald, among other future star defensive coaches.

Harbaugh saw the coaching talent, and he challenged Martindale to lead a defensive overhaul.

Over the next three months, the staff room in Baltimore became a think tank for defensive innovation.

"Let's take everything that we've done and let's recreate this system that works, that's more modern, that's more teachable, more learnable," Jesse remembers.

The goal was to create a defense that was conceptually driven. As Martindale puts it, "playing, basically, offense on defense."

Offensive coaches teach concepts. Take four verticals — an offensive concept in which four eligible receivers run downfield routes — as an example. The concept is not tied to a specific formation. An offense can run it out of trips. An offense can run it out of two-by-two. And even within the different formations, there are additional possible variations in the splits and spacing of eligible receivers.

Martindale applied this same logic to defensive concepts. The pressure or blitz is the concept. The Ravens could then run that concept in various defensive fronts.

"Everything was a fresh start," Martindale says.

The coaches rewrote the defensive terminology. They gave ownership to players that included safety Eric Weddle, edge rusher Terrell Suggs and linebacker C.J. Mosley. That included the freedom to make pre-snap checks during games. Martindale even asked Weddle to call the plays for the entire second half of a preseason game.

Over what Martindale called a "painstaking three months," a new system was born. It was the genesis of a system that has now proliferated around the league.

"As a coordinator or a position of leadership, I think it's not only your job to develop players, but it's your job to develop coaches," Martindale said.

Macdonald calls a version of the system in Seattle.

Drew Wilkins, who was on the 2018 staff, was hired away by Sean McVay to be the Rams' pass-rush coordinator. Chris Hewitt, now the Indianapolis Colts' pass game coordinator, and Joe Cullen, now the Kansas City Chiefs' defensive line coach, were on the 2018 staff.

Zach Orr was a part of the 2018 Ravens staff. He is now Baltimore's DC.

Anthony Weaver joined the Ravens staff in 2021. He is now the Miami Dolphins' DC.

Dennard Wilson coached for the Ravens under Macdonald in 2023. He is calling defensive plays with the Tennessee Titans.

And, of course, Jesse brought a version of the system with him to Vanderbilt in 2021, then to Michigan in 2022 and now to the Chargers.

"That's what molded him," Rick says of those four seasons with the Ravens.

Jesse Minter holds two prongs at the core of his defensive philosophy.

1. What you play

2. How you play

What you play is the scheme, which he has honed over his 19-year coaching career. How you play comes down to fundamentals.

The honing of those originated on a dark and quiet flight back from Glendale, Ariz., on New Year's Eve, 2022.

After a year at Vanderbilt in 2021, Jesse received a call from Michigan head coach Jim Harbaugh. Macdonald had left the Ravens after the 2020 season, the same as Jesse. He coordinated Harbaugh's Michigan defense for one season. He was now jumping back to John Harbaugh and the NFL to be the Ravens' DC. Michigan had an opening, and Jim Harbaugh filled it with Jesse.

The Wolverines started the 2022 season 13-0 and earned a berth in the College Football Playoff. They played TCU in the semifinal at State Farm Stadium and lost 51-45. Minter's defense gave up 488 yards.

"The glaring things that showed up to me were just fundamental flaws of how we were playing," Jesse says.

On the flight back, Jesse asked himself a question: How can we go from not quite good enough to being good enough?

"It was almost just a lightbulb moment," Jesse says. "It's not because we put in a new coverage or a new call. It's because we play harder and more physical than these other teams."

What resulted was what Jesse called the pillars.

He introduced them to his defensive staff at the first meeting ahead of spring practices in 2023.

Mike Elston, who joined the Michigan staff in 2022 and moved to the Chargers with Minter in 2024, remembers the messaging clearly.

"We're gonna do this 50-50," Jesse said in the meeting, according to Elston. "We're going to have the best scheme in college football, but we're also going to have the best fundamentals."

The four pillars started as: block destruction, communication, effort and ball disruption.

"What we do is exotic, it's different, it's awesome, it's creative," says Steve Clinkscale, who was the co-defensive coordinator and defensive backs coach with Michigan in 2022 and 2023 and is now the Chargers' defensive backs coach. "But we weren't executing it — not because they didn't know what to do, it's because we weren't tearing off blocks, we didn't communicate ... we didn't tackle very well, we were not able to disrupt the quarterback and get the ball from the receivers or the running backs, and our effort and angles were not up to par."

The genius was in how Jesse divided the tasks. Each pillar was assigned to an assistant coach, and that coach was tasked with presenting film of that pillar every day.

Elston says the impact was "immediate."

"There was a total buy-in to every position on the field," Elston says. "When you sit down and watch film in front of your peers and you show positive and negative, it has a huge impact on growth."

The next season, Michigan led the country in scoring defense. And, of course, the Wolverines won the national championship.

Jesse brought the philosophy to the Chargers in 2024, when Jim Harbaugh was hired as head coach. They rebranded the pillars as the separators. And they added a fifth separator to assign one to each assistant coach, creating one category for effort and angles and one for tackling.

Elston covers block destruction. Clinkscale does communication. Edge rushers coach Dylan Roney presents effort and angles. Linebackers coach Navarro Bowman is on tackling. Last season, safeties coach Chris O'Leary was in charge of ball disruption. O'Leary departed in the offseason to take a job at Central Michigan. This season, safeties coach Adam Fuller takes over ball disruption.

"What happened was all the players now developed a level of respect for each coach," Jesse says. "We were so much closer and more powerful when we were all together that way."

The Chargers allowed the fewest points in the league last season. They made the playoffs in Harbaugh's first year. And Jesse showed off a trait essential for any successful head coach: the willingness to delegate.

"The thing that makes him great is, just like coach Harbaugh, he's not OK with just doing what he did to get there," Clinkscale said of Jesse. "What are we doing to make it better? And this is not like a seasonal thing. It's a daily thing."

Two weeks ago, Rachelle was getting the kids ready for their first day of school.

Now well into their second year together in Los Angeles, Rachelle and Jesse have carved out a life in their new hometown. They have three children — daughter Millie, 9, and sons Monte, 7, and Mac, 4.

On the first day of school last year, Rachelle, a Cincinnati native, felt out of place. She wore an athleisure outfit, hoping to squeeze in a workout later in the day between her motherly duties. When she arrived, the other moms were in dresses.

“Oh my gosh, we don’t fit in here,” Rachelle remembers thinking. “We’re from the Midwest.”

So this year, she posed a question to Jesse before heading back for another first day: “Should I wear a dress?”

“Nope,” Jesse replied. “That’s not who we are. I’m wearing my hooded sweatshirt and gym shorts that I wear every day. I am going to the office to get a workout in. Just be who you are.”

Grounded, always, to where he once was and how far he has come.

Grounded, always, to what those rejection letters represent.

Remember where you came from. Be grateful for what you have. Be who you are.

In this moment, football has given Jesse things it can never take.

A loving wife. A beautiful family. The gift of fatherhood.

“He’s a football coach, that’s what he does,” Volker says, “but that’s not who he is.”

Jesse attends flag football games and volleyball practices. If he hears his kids in the backyard when he gets home from work, he bursts through the gate and joins the fun. He takes the kids out for ice cream after every Chargers win. Millie, Monte and Mac jump into his arms after he finishes news conferences at the practice facility.

“He understands the value of a father being in there,” Ellen says. “He wants to be close to his kids.”

Rick laments missing the “everyday moments” back in Indiana.

“If I had it to do over, I probably would have arranged life differently,” he says.

Now, Rick has a front row seat to it all — not just as a father, but as a grandfather.

“A blessing and a privilege,” he says.

Football gives. Yes, football gives.

“It’s all family, and he is very dedicated to that,” Ellen says of Jesse. “I’m more proud of him for that than anything else.”

## Devin Woodhouse

### Chargers vs. Chiefs a family affair with Andy Reid's son-in-law in L.A.'s corner

By Sam Farmer,  
Los Angeles Times  
September 4, 2025

SÃO PAULO, Brazil — Turns out, the marquee matchup Friday night between the Chargers and Kansas City Chiefs isn't just a season-opening showdown between two premier quarterbacks and legitimate Super Bowl hopefuls.

It's also a family feud — minus the bad blood.

Devin Woodhouse, head strength and conditioning coach for the Chargers, is the son-in-law of Chiefs coach Andy Reid, an under-the-radar connection that further hems these AFC West rivals.

"In our first game last year, I was a little anxious playing them," Woodhouse told The Times. "I felt weird rooting against him at times."

Reid understands, and he loves the fact that before bringing Woodhouse with him from the University of Michigan, Chargers coach Jim Harbaugh called his Kansas City counterpart and asked him if that would be OK.

"I said, 'Heck, yeah, I'm honored that he's got an opportunity to work for you,'" Reid said. "I got the biggest kick out of that, that Jim would even think of that. ... What a class act."

Woodhouse, modest and focused on his Chargers responsibilities, was initially reluctant to sit down for an interview. But Harbaugh and Reid nudged him to talk, as did his direct boss, Ben Herbert, executive director of player performance.

"I don't want to dim that light on him," Herbert said. "I want that light brighter."

Woodhouse, 34, who grew up in Rancho Cucamonga, met his future wife, Drew Ann Reid, when they were members of the same ward of their church in Provo, Utah. They had mutual friends, an instant connection and were married in 2013.

The couple was further bonded by tragedy. Drew Ann's older brother, Garrett, who struggled with drug abuse for years, died in 2012. The twin brother of Woodhouse, Chaz, who was confined to a wheelchair with cerebral palsy, died a year later.

"As our relationship was growing, her brother passed away," Woodhouse said. "We grew even closer together."

The two now have four children, two boys and two girls, all of whom refer to Reid as "Gramps." Woodhouse doesn't call his father-in-law anything but "Coach."

"I would say he's a better man than he is a coach, and he's a pretty dang good coach," Woodhouse said. "And [mother-in-law] Tammy is the head coach of the head coach, so that's how good they both are. I just love them, and not just the

people they are for my wife, but for my kids and their grandkids.

"One of the things I love most about Coach Reid is how much I feel people love to play for him. It's a cool thing to witness and I respect it a lot."

Woodhouse feels the same way about Harbaugh, for whom he and Herbert worked at the University of Michigan.

"Ben Herbert found Dev," Harbaugh said. "When Herb recommends somebody, I already know it's going to be good. He doesn't bring in anybody who doesn't have a tremendous work ethic. Devin came in, and Herb was right."

Herbert is meticulous down to the smallest detail. For instance, each dumbbell at the Chargers facility is emblazoned with the club's lightning-bolt logo. Not only is that wall of weights always precisely arranged, but every lightning bolt is arched in an identical way. To ensure there's never a speck of dust on the floor, Herbert and his crew use electric leaf blowers each day to clean the massive space.

Helping oversee the physical well-being of so many elite athletes is a challenging assignment, particularly for a franchise that has an unfortunate history of losing key players to injuries — as the Chargers did in August with left tackle Rashawn Slater, who sustained a season-ending knee injury.

The way Harbaugh sees it, no one is better equipped to train an NFL team than Herbert.

"We are the tip of the spear," said Herbert, who is not related to Chargers quarterback Justin Herbert. "Our job is to impact the mental and physical capability of the players. The physical part is much easier. The mental part — emotional stability, consistency — that's the separator. And trust is everything."

Woodhouse has a knack for building and maintaining those trusts.

"He has an ability to build relationships across a melting pot of personalities," Herbert said. "He's also versatile across range-of-motion, tissue and joint, strength, power and movement traits. So much so that with my 14-year-old, twice a week I want Coach Woodhouse to work with him."

Woodhouse has a particularly keen eye when it comes to evaluating the tiniest aspects of a person in motion, helping players make subtle adjustments to the way they run in order to improve their speed.

Chargers strength and conditioning coach Devin Woodhouse works with Chargers wide receiver Ladd McConkey.

Chargers strength and conditioning coach Devin Woodhouse works with Chargers wide receiver Ladd McConkey before a game at SoFi Stadium against the Tampa Bay Buccaneers on Dec. 15, 2024. (Ty Nowell / Los Angeles Chargers) Advertisement

"Dev's someone who's going to support you, but he's going to tell it like it is," Chargers receiver Ladd McConkey said. "I'll be running a route, and Dev's over there with his phone recording me. Then we'll look at it in slo-mo and break it down."

During games, Woodhouse is on the sideline as a "get-back" coach — a term he doesn't

particularly like — making sure players and coaches keep a sufficient distance from the field.

As for his own emotions, he figures he will have them in check, even with his father-in-law on the opposite sideline.

Family is family, true. But football is football.

## Keenan Allen

### Ageless Keenan Allen on the verge of an incredible feat for Chargers

By Sam Farmer  
Los Angeles Times  
September 25, 2025

EAST RUTHERFORD, N.J. — Raw speed was never his game, and maybe that helps explain why Keenan Allen has aged so gracefully in his NFL receiving career.

“Father Time isn’t really nipping at his heels because he was never a 4.3 guy,” said Hall of Fame receiver James Lofton, referring to Allen’s time in the 40-yard dash. “He’s like a designated hitter in baseball or a great three-point shooter in basketball. Those players are always going to be there, and he has the ability to make them.”

Allen, who could make NFL history Sunday when the Chargers play at the New York Giants, runs his routes with surgical precision and has Houdini hands, typically emerging with the football even when a defender is superglued to him.

“I don’t count on my speed to get open,” said Allen, 33. “It’s more like, in close spaces I’ve got to win.”

In another sense, he might be the fastest pass catcher in NFL history. He needs seven more receptions to reach 1,000 for his career, likely doing so in fewer games than any player ever. Sunday will be his 158th game. As it stands, the fastest to 1,000 is Marvin Harrison in 167.

Allen has caught touchdown passes in all three games for the undefeated Chargers, including a 20-yarder against Denver last Sunday that was astounding on both ends — Matrix-like sidearmed sling by Justin Herbert and jaw-dropping catch by Allen who was wearing a defender like an overcoat.

“I was in the end-zone family section right behind him,” Zach Maynard said. “I was in shock. I didn’t even know how to celebrate. It was one of those plays where you sit there and say, ‘Oh, my God, did that actually just happen?’”

If Maynard was in shock, that’s saying something. He’s Allen’s half-brother and his first quarterback, so he’s intimately familiar with what the football world now knows: never underestimate No. 13.

“It’s kind of like watching LeBron still dunking at 40,” Maynard said. “Keenan’s still competing at the highest level.”

Allen, whose NFL seasons match his jersey number, is plenty youthful too. He doesn’t “talk old,” as coach Jim Harbaugh likes to say.

“You start talking old, you start playing old,” Harbaugh said. “It’s an obvious mindset. I don’t see any difference [in him], just Keenan Allen doing Keenan Allen things that he’s always done. Never once heard him talk old, so there’s a pretty good chance he’s not thinking it.”

And to think Allen would have been OK calling it a career had the Chargers not reached out to him

in August after the surprise retirement of Mike Williams. That’s when Allen ran a comeback pattern, signing a one-year deal with the Chargers, where he spent his first 11 seasons before they traded him to Chicago last year.

“I just wanted to be back here playing with the guys I came up with and the colors I started with,” he said.

Thirty-three isn’t old to the outside world, but by NFL receiving standards, it’s a flip phone in the age of Androids. With that long beard, Allen is Grip Van Winkle.

Hall of Fame receiver Tim Brown, who retired at 38, says elite receivers have two elevators. When the physical elevator goes down, the mental elevator rises, allowing the player new and crafty ways to get open.

“It’s about working smarter, not harder,” Brown said. “If I could avoid that fight at the line of scrimmage, or at the top of my route, then in my mind it just gave me the energy to play another play.”

“The great thing about Keenan is he’s an excellent route runner. He knows how to put his foot in the ground, and even being a big guy, get out and make things happen.”

Allen, listed at 6-foot-2 and 211 pounds, appears even more solid than that. He played all sorts of positions growing up in North Carolina, and was recruited to Alabama as a safety. Maynard is three years older, and when he decided to transfer from Buffalo to the University of California, his younger brother decided to follow him to Berkeley.

In 2011, Allen’s sophomore season, NFL scouts converged on a USC-Cal game in part to scout receivers such as Robert Woods, Marqise Lee and Marvin Jones. Cal lost, 30-9, but Allen had 13 catches for 160 yards.

Tom Telesco, who would be general manager of the Chargers two years later, was in the Indianapolis Colts personnel department at the time, working under the legendary GM Bill Polian.

“We’re walking out of the stadium and Bill looks at me and he’s like, ‘Are you thinking what I’m thinking?’” Telesco recalled. “And I look at him like, ‘You mean that sophomore receiver who was the best player on the field?’ That was Keenan. Bill looked at me and said, ‘He’s Andre Reed.’”

That was lofty praise, considering Reed, a Hall of Fame receiver, was such an integral part of those Buffalo Bills who reached four consecutive Super Bowls. Polian was instrumental in assembling those teams.

“Andre was a little heavier — he was a tight end in college — but with great route runners like both of them are, guys I would term natural receivers, they’re capable of adjusting to that loss of a step or half-step with the way they run their routes,” Polian said. “Also, the way they work with their quarterbacks in terms of ball positioning.”

Philip Rivers, longtime Chargers quarterback, was on the same wavelength as Allen. Similar to the relationship Allen now has with Herbert.

“There would be times where I’d holler at him out there like, ‘Hey!’” Rivers said. “And he’d kind of nod at me like, ‘I see it. We’re good. Don’t say anymore or we’ll give it away.’”

Much of their communication was wordless.

“You could throw behind him and almost talk to him with the ball,” Rivers said. “Depending where I threw it, he’d be able to throttle it on or off and make the catch.”

Allen is particularly adept at having “late hands,” waiting until the last possible moment to reach up and latch onto the football, rather than giving the defender ample time beforehand to prepare for the incoming pass.

“It’s just repetition,” said Allen, sitting at his locker while speaking to a reporter. “I could reach up my hands right now and catch a ball and you’d have never seen it coming. It just appears.”

The memory of the USC-Cal game was still fresh in Telesco’s mind when he was in the Chargers draft room in 2013. The team had a first-round grade on Allen but wasn’t really looking for a receiver. Yet when the third round came around and Allen was still on the board...

“Keenan’s card is sitting up there and [scout] JoJo Wooden tapped me and said, ‘What about Keenan here?’” Telesco said. “I said, ‘Look, we can do it but he’s probably going to be inactive for the whole year and be a developmental player.’ And JoJo said, ‘Dude, just take him. Don’t overthink this.’”

The Chargers did, and Allen played early because of various injuries at receiver. He led all NFL rookies with 71 receptions and broke multiple team rookie records.

“I had no idea the Chargers were going to take me,” he said. “Never talked to them. Never took a visit.”

The Chargers fooled everyone. They had late hands.

### Why Keenan Allen’s return to Chargers has been team’s best offseason move

By Daniel Popper  
The Athletic  
September 26, 2025

EL SEGUNDO, Calif. — On the morning of Aug. 1, Keenan Allen took the field at the Los Angeles Chargers’ practice facility for a private workout. Coach Jim Harbaugh and general manager Joe Hortiz looked on as Allen ran routes.

Workouts like these happen daily across the NFL. Some decision-makers like to get eyes on potential signings to see firsthand how they move. Harbaugh and Hortiz fall in this category. Even so, there was something different and rare about this workout — beyond the fact Allen had spent his first 11 seasons playing for the organization.

Starting quarterback Justin Herbert was throwing the passes.

Allen said he called Herbert to let him know he was arriving at the facility to work out at 9 a.m. The two, of course, had spent four seasons

together with the Chargers from 2020 to 2023. "Yes, cool, I'll be there at 9," Herbert replied, according to Allen. The Chargers also encouraged Herbert to throw to Allen in the workout.

One of Herbert's favorite receivers was going to be back on his practice field? Herbert did not hesitate. Allen acknowledges now that catching passes from the starting quarterback in a workout was "abnormal."

"I didn't imagine myself ever doing (another) workout," he said. "It didn't even feel like a workout. It felt like routes on air."

The connection returned immediately. Herbert translated the route verbiage of the new offense, which has changed since the three offenses over their four seasons together. "It was just easy," Herbert said. Five days later, the Chargers signed Allen to a one-year deal. And through three games, Allen has emerged as perhaps the most important and impactful addition Harbaugh and Hortiz made to their 2025 roster.

Allen leads the Chargers with 19 receptions, none more important than the 20-yard touchdown he caught in the fourth quarter of Sunday's victory over the Denver Broncos. The Chargers, who play the New York Giants this weekend, improved to 3-0 with the win.

The catch tied the score at 20 with 2:37 remaining. Herbert bounced off a sack attempt from Broncos defensive tackle Zach Allen. He escaped to his left. With Broncos edge rusher Nik Bonitto closing in, Herbert changed his arm slot and threw off his back foot through contact. Allen was covered in the end zone by Broncos cornerback Riley Moss, who had his back turned to Herbert. Allen flashed his hands at the last second to prevent Moss from making a play on the ball.

"I'm putting the ball in harm's way on a play like that," Herbert said, "and it's saying that I trust him to go up there and get it."

This trust was forged over four seasons. Herbert and Allen have always formed a symbiotic relationship on the field — Herbert elevating Allen; Allen elevating Herbert. Herbert believed Allen would make this play in this situation because he had done it before.

In Week 2 of 2023 against the Tennessee Titans, Herbert threw a touchdown to Allen on a fourth down on an almost identical play. Defensive tackle Jeffery Simmons won instantly up the middle and hit Herbert in the pocket. Herbert bounced off the sack attempt. He escaped to his left. He threw off his back foot through contact from an oncoming edge rusher.

Allen was waiting on the left side of the end zone. He flashed late hands and came down with the touchdown through a helpless cornerback.

"It feels normal," Allen said. "Just doing what I do."

It's what he does with Herbert, and that is being reliable in clutch moments.

From 2020 to 2023, Allen had 100 conversion receptions on third and fourth downs, according to TruMedia. Only Tyreek Hill had more such receptions in that span with 102.

Allen already has six conversion receptions on third and fourth downs through three games this season. Safety Derwin James Jr., who played with Allen for six seasons, coined the phrase "third-and-Keenan."

Allen's productivity in this phase was one of the differences in the Chargers' win over the Broncos. Allen had two third-down conversions in the fourth quarter, including a third-and-10 on the tying touchdown drive.

Allen also beat man coverage for a 9-yard reception on the winning two-minute field goal drive.

"The plays that he made in the second half were amazing," offensive coordinator Greg Roman said.

Allen is one of the smartest receivers in football. He has a thorough understanding of how to attack the leverage of defenders — an understanding he passed on to Herbert. That transfer of knowledge started happening as soon as Herbert took over as the starter in Week 2 of his rookie season in 2020.

Allen would pull Herbert aside and provide valuable lessons on how to stem routes to take advantage of defenders' body positioning.

As Herbert told me in 2021, "Hearing that from him, it taught me a lot about it."

On a third-and-3 in the fourth quarter against the Broncos, Allen sat a route down in between two zone defenders. Herbert knew where Allen was going, how he was attacking the space. Herbert fired a missile to Allen's right shoulder, away from the sitting linebacker. Catch. Conversion.

This chemistry never left Herbert and Allen, even though they spent a year apart. Two of Allen's three touchdowns this season have come in off-script situations, with Herbert escaping the pocket and looking to create.

"To have a veteran like that who knows that and is able to see that," Herbert said, "it makes my job so much easier."

In a different universe, Allen would have spent 2024 with the Chargers instead of with the Chicago Bears. The Chargers approached Allen about taking a pay cut. Allen had no intention of doing so, as he made clear in August after he resigned. The Chargers then traded Allen to the Bears for a fourth-round pick.

Allen had 70 catches for 744 yards and seven touchdowns as the Bears lost 12 games.

"The plan was to do better than I did, obviously," Allen said. "But for whatever reason, that didn't happen."

Allen hit free agency. He had hopes of returning to the Chargers. But they had signed Mike Williams, Allen's former Chargers teammate and good friend, in March. The Chargers also drafted two receivers in April. The writing was on the wall.

Allen said he considered retirement. He also considered trying to play for the Los Angeles Rams to remain in Southern California, where he kept his house and family during his one year in Chicago.

Then, on the eve of training camp in July, Williams shockingly retired. Allen said he called Williams.

"You're done? Like, done done?" Allen asked.

Williams confirmed. Allen let Williams know he could be returning to the Chargers. Then came the workout, and the signing — "at a lower cost," as Allen jokingly points out.

"Still wish Mike could have been here," Allen said, "but definitely happy I can be back."

During training camp in 2021, Herbert was sitting in a conference room at the team hotel in Irvine, Calif. He was discussing the impact Allen had on his record-setting rookie season.

"I want to play with him for as long as I can," Herbert said of Allen then.

For a year, it looked like their time together had ended.

Now the Chargers are undefeated, and Herbert and Allen's most significant snaps as a duo could very well be ahead of them.

"It's been like he never left," Harbaugh said.

## Keenan Allen is back: Why Chargers signed him now, and how he fits into WR room

*By Daniel Popper  
The Athletic  
August 6, 2025*

EL SEGUNDO, Calif. — Los Angeles Chargers undrafted rookie quarterback DJ Uiagalelei had been wearing No. 13 through the first three weeks of training camp, including in the Hall of Fame Game last week. It never quite felt right. Of course, that number had belonged to receiver Keenan Allen for 11 seasons, from 2013 to '23, as Allen became the leading wide receiver in franchise history.

On Tuesday evening at The Bolt, Uiagalelei jogged onto the practice fields wearing a different jersey, No. 7. Something was up. Moments later, the Chargers announced the reason: Allen had agreed to terms to return to the Chargers for a 14th season.

He is back.

"This is where he grew up," general manager Joe Hortiz said of Allen on the practice sidelines about an hour later. "This is where he became Keenan Allen."

Allen was under contract with the Chargers when coach Jim Harbaugh and Hortiz took over in early February 2024. Harbaugh mentioned Allen by name at his introductory news conference at SoFi Stadium, including him in the exciting "pros on this team." Six weeks later, the Chargers traded Allen to the Chicago Bears for a fourth-round pick. The Chargers were cap-crunched. They needed to clear space. They initially approached Allen about taking a pay cut, but the two sides could not come to terms. The Bears swooped in and offered a quality return.

Earlier this week, Harbaugh hinted at those comments he made at his introductory news conference. "You probably know my feelings on

that, pretty much dating back to when I first took the job," he said. "The interest has always been in there in Keenan."

The Chargers brought Allen in for a visit on Friday. Harbaugh said that visit "went well."

"He did a lot of Keenan things," Harbaugh said. "It was an impressive workout."

Allen was in the final year of his deal when he was traded to the Bears. He became a free agent in March.

"We know how good he's been throughout his career, and he was out there on the open market still," Hortiz said. "A chance to bring someone of his caliber back (who) we think can help us win games, so we're fired up to have him."

The Chargers opted for an alternate reunion earlier this offseason when they signed Mike Williams to a one-year deal. Williams had spent the first seven seasons of his career with the Chargers. Like Allen, Williams was in the final year of his deal with the Chargers in the 2024 offseason. The Chargers cut him to save cap space.

Williams filled a more logical role for the current Chargers roster. He had proven with the Chargers and quarterback Justin Herbert that he could be a down-the-field threat outside the numbers, particularly in contested-catch situations. That was a skill the Chargers were lacking, especially before the draft.

Williams, though, shockingly announced his retirement on the eve of training camp. That left a vacuum of sorts in the Chargers receiver room. They had talent, sure. Ladd McConkey emerged as true No. 1 option as a rookie. The drafted Tre Harris in the second round and KeAndre Lambert-Smith in the fifth round. But this was a very young group. After Williams' retirement, Quentin Johnston was the career receptions leader in the room with 93.

Allen has 974 career receptions.

Hortiz admitted that Williams retiring "opened up more opportunity."

"We know Keenan brings veteran presence, and I think everyone knows that," Hortiz said. "What he's done in this league, all the pelts he has on the wall, you get a chance to add someone like that, you do it."

Where does Allen fit into the current makeup of the Chargers receiver room?

McConkey played a vast majority of his snaps in the slot last season. According to TruMedia, he ran 340 routes from the slot and 135 routes from the outside. He was also more productive in the slot, both in terms of total production and efficiency. McConkey averaged .08 expected points added per route on the outside and .14 EPA per route in the slot in 2024, according to TruMedia. He caught 29 passes for 385 yards and two touchdowns on the outside in 2024. He caught 52 passes for 761 yards and five touchdowns from the slot.

TruMedia's alignment data only goes back to 2019. So Allen's splits do not cover his entire career. He has played more in the slot in that span, the past six seasons. From 2019 to '24, Allen ran 1,810 routes from the slot and 1,344 routes on the outside. He caught 287 passes for

3,020 yards and 20 touchdowns from the slot. He caught 261 passes for 3,008 yards and 18 touchdowns on the outside. From an efficiency standpoint, Allen averaged .06 EPA per route from the slot and .08 EPA per route from the outside.

"I think he can help us in multiple roles," Hortiz said. "I really believe that. I think he's been that way his whole career, and I don't see that being any different now. ... You guys know how Keenan has been used everywhere he's been, and you'll see the same thing. A lot of versatility."

Hortiz added: "You get good players on the field, and you play them. So you can get creative with a lot of different players. Ladd's played a lot of slot. Ladd's also been productive outside. Keenan's played a lot of slot. Keenan's been productive outside."

McConkey and Allen now become interchangeable pieces. At the same time, there is a reason the Chargers focused primarily on outside receiver as they added in the offseason, from Williams to Harris to Lambert-Smith. It seemed like a concerted effort to create complementary pieces around what McConkey brings in the slot.

Will the Chargers be getting the absolute most out of both McConkey and Allen if only one of the two can play in the slot in three-receiver packages? That is to be determined. Both players have certainly shown the ability to produce on the outside. Both players have also spent the majority of their time in the slot.

In the end, the Chargers needed a proven player at this position after Williams retired. And they brought back the most proven wide receiver in the history of the organization.

"You got a lot of good football players on the field that help you win games," Hortiz said, "and that makes you tough to beat."

## Keenan Allen's journey back home to the Chargers

*By Fernando Ramirez  
The Sporting Tribune  
September 4, 2025*

It is no secret that Keenan Allen didn't want to leave the Chargers. He envisioned himself spending his entire career in powder blue.

Last offseason, Jim Harbaugh and Joe Hortiz came in and knew they had to fix the salary cap. Allen was asked to take a pay cut—something he shouldn't have had to do after posting 108 receptions, 1,243 yards, and seven touchdowns.

Instead, the Chargers traded him to the Chicago Bears for the 110th pick in the fourth round. Hortiz later packaged that pick, along with a second-rounder, in a deal with the New England Patriots to move up and select Georgia receiver Ladd McConkey. With the 137th pick in the fifth round, the Chargers also added Maryland cornerback Tarheeb Still, who went on to lead the team with four interceptions.

While the rookies shined in Los Angeles, Allen was in Chicago adjusting to a new offensive system, two different head coaches, and a rookie quarterback in Caleb Williams.

He played in 15 games, recording 70 catches for 744 yards and seven touchdowns, but the Bears finished just 5-12. It wasn't an easy year.

"I needed my team with me," Allen said.

By "team," he wasn't referring to his teammates but to his wife, Ciara, and their four children, who stayed in Southern California while he lived in Chicago. The family decided not to uproot for five months, choosing instead to let the kids remain in school and stay close to their friends.

Even from the Midwest, Allen kept tabs on the Chargers, watching how they fared throughout the season. He noticed McConkey's breakout rookie year—one that saw him break many of Allen's own franchise rookie records.

"He had a couple more games," Allen said with a laugh.

Allen also kept a close eye on Quentin Johnston, who had been a rookie during his final year in Los Angeles. At the time, Allen had been vocal about advising Johnston to block out outside noise and focus on his development.

That growth showed in 2024, as Johnston nearly doubled his rookie-year production with 55 receptions for 711 yards and eight touchdowns.

"His confidence is building," Allen said of Johnston. "I think he's ready to show this year even more."

He even watched the Houston Texans eliminate the Chargers in a 32-12 loss—a game where McConkey was the only real receiving threat, finishing with 197 yards and a touchdown. The next-best receiver that day was tight end Will Dissly, who managed just 16 yards.

"They could have used me," Allen said.

Allen admitted it hurt to watch his old team go down like that after such a solid year under Harbaugh. His mind, as always, was breaking down defenses and imagining where he could have taken advantage of their weak spots.

Even though he had nothing to do with the matchup against Houston, Allen instantly recognized how he could have helped.

"Just because of the way Houston plays—they run man so much," Allen said. "Definitely could have been a help."

The Free-Agent Wait

He entered the offseason as a free agent for the first time in his career but didn't receive the kind of offers he felt matched his value.

"I think I got down played," Allen said. "That is part of the chip."

That chip on his shoulder has fueled him throughout his career—whether it was Mike McCoy rarely giving him first-team reps as a rookie in training camp, his Madden rating, or top receiver lists. Allen has always thrived when doubted.

He stayed in shape, continued his workouts, and waited for the phone to ring—hoping it would be the Chargers calling.

But instead, the Chargers went younger, drafting Tre Harris and KeAndre Lambert-Smith while

also bringing back Allen's former teammate, Mike Williams.

During his first press conference, Williams expressed his desire to reunite with Allen and quarterback Justin Herbert.

"We ain't gonna speak on that. We ain't gonna talk about that," Williams said with a few laughs. "I'd love that, though. I would love that... That's my dog. We'd be together every other day. Yea, I love that. Why not?"

On the first day of training camp, however, the Chargers announced that Williams would be retiring after the numerous injuries he had sustained throughout his career.

#### The Call Back Home

A couple of weeks later, Allen finally received the call he had been waiting for—the Chargers wanted to bring him in for a workout.

Before moving forward, Allen reached out to Williams out of respect, letting him know he might be returning to the team.

"I ain't tripping bro, go do your thing," Williams responded to Allen.

Allen admitted that if Williams hadn't retired, he doesn't believe he would be back. But as he put it, things happen for a reason.

He also credited the fans for playing a role in his return. Throughout the process, they flooded social media with calls for the team to bring him back.

"Grateful, feeling the love for sure," Allen said of the support. "The whole way through the process last year, this year. Like I said, I always wanted to be back."

#### Reunited with Herbert

From 2020 to 2023, Allen shared a unique relationship with Herbert—so strong that he once joked that if they both went on the field blindfolded, the quarterback could still find his receiver. That connection translated into 376 completions for 4,088 yards and 25 touchdowns over 52 games.

Allen noticed during workouts and the first few practices back that the chemistry was still there, though some areas still needed work.

"For me, the pitch and catch stuff has been picking up where we left off," Allen said. "Just learning a new offense where they like the spots, the splits and stuff like that. That's where we are just trying to build the chemistry on that."

Safety Derwin James is one of the players who lights up every time Allen's return comes up. He knows firsthand how dangerous Allen is on third down.

"They already have the connection," James said. "It's like having your boy back with you."

In Allen's absence, Herbert developed a strong rapport with rookie receiver Ladd McConkey, connecting on 82 passes for 1,149 yards and seven touchdowns while throwing only three interceptions. Allen has noticed Herbert's growth heading into their fifth season together.

"He's more confident, he's more composed," Allen said. "He knows this offense like the back of his hand. So I'm excited about it."

#### Mentoring the Young Guns

Before Allen's return, some NFL experts questioned whether he and McConkey could coexist in the same offensive scheme, given that both primarily play in the slot. Allen dismissed the concern.

"You got two guys that know how to play football, love to play football and compete," Allen said. "I think you can put us anywhere. I'm a guy who can be anywhere on the field and obviously he showed last year he can do it all, too."

McConkey agreed, noting the flexibility of the system offensive coordinator Greg Roman runs.

"The great thing about our offense is we can all move around," McConkey said. "One by three formations, whoever it might be, me, Q, Keenan, [Reagar], whoever is out there, we can all rotate and be in different positions and scheme it up the way they want and have whoever run what route then we can rotate and run another way."

Roman also feels confident it will work.

"There is great communication going on there too, so that's great as well," Roman said. "He scoffed at it. I scoff at it. There we are."

Even after only a month back with the Chargers, Allen was already voted a team captain.

"The respect he has from his teammates spoke volumes," Harbaugh said of Allen being voted captain.

The Chargers' receiving room features a mix of young, talented players—some experienced, some not—but all capable of making plays for Herbert. Allen has watched them closely in practice and preseason games. His first opportunity came in the Rams preseason matchup, where Tre Harris caught six passes for 85 yards and KLS had two catches for 66 yards and a touchdown.

"Definitely impressed by the young guys," Allen explained. "Just how polished they are, the techniques that they already have, the speed of the game, and the confidence."

With the receiving room's inexperience, a veteran presence was needed. While Mike Williams had been brought back, his retirement made Allen the obvious choice due to his familiarity with the team and desire to help elevate those around him.

"He's been doing it for a long, long time," Harris said. "I've even talked to him about his career, just like all the ups and downs he's gone through. It's great to have a vet like that in your room."

Before Allen returned, McConkey told the "Kay Adams Show" that he would have loved to have Allen as a teammate to pick his brain. He even tracked down Allen's past practice tape to study his route running. Now, Allen is right there in the room.

"He's a student in the game," McConkey said. "He's been around a lot, seen tons of different looks and ran tons of different routes. Asking him that it's been helpful, and it's been huge for not only for me, but our entire receiver room."

Allen, in turn, has observed how McConkey approaches preparation and game day. He quickly noticed the rookie's dedication.

"Just seeing it in person speaks volumes to his work ethic," Allen said of McConkey. "He does it day in and day out. He comes in and he works. He's one of the first guys here. He's always getting the extra body work."

Another player Allen sought out was second-year cornerback Tarheeb Still, who came to the Chargers via the Allen-to-Bears trade through the Patriots.

Allen noticed Still's number, 29, flashing on the screen last year and didn't hesitate to call him out.

"We going to get after your ass," Allen told the second-year cornerback.

Still, not usually a trash-talker, admitted that the veteran receiver's challenge excited him to face Allen in practice.

"I really took it as 'Okay, let's go. I get to compete against one of the best to play receiver. So, I took it as a challenge,'" Still said. "Kind of got me going a little bit. Kind of got me fired up."

Still knows that going up against Allen isn't for the faint of heart and views it as a chance to improve.

"It's really fun to go against him in practice," Still said. "He talks a lot, so you get to go at it. You get to compete. He runs great routes, so you get great looks. You really get to get better. So I appreciate all the work."

The young receivers aren't the only ones seeking Allen's guidance. After plays where they face each other, Still said he goes to the veteran to learn how to improve.

"He tells me what he sees when he's attacking, how he's going to attack certain routes, what kind of look he's going to give—so stuff like that, stuff I can learn from," Still said.

At this point in his career, Allen is focused on winning. He has been coached by Mike McCoy, Anthony Lynn, Brandon Staley, Matt Eberflus, along with Giff Smith and Thomas Brown (interim head coaches).

He's experienced great wins, ugly losses, and everything in between.

Allen believes the team can succeed under Harbaugh.

"I think so, he has a different approach," Allen said of Harbaugh. "He just gets it off in a different way, and it just means a little different. It's coming from a different place. So I think it's good."

He also feels the young players feed off the culture Harbaugh has instilled.

"Everybody wants to win," Allen said of the team. "Everybody wants to get their job done. The culture is unmatched."

Allen's focus is clear: make an impact, play football, and win a Super Bowl. On paper, this Chargers squad has the best chance to do so because of the talent and depth around it in all the years Allen has been a pro..

The team boasts more depth than big names—a mix of veterans and young players, with Herbert at quarterback and strength across all skill positions.

Allen knows his role with this Chargers team: it's the same one he's had since being drafted in 2013, the same role he believes could finally help the Chargers overcome their playoff slump.

"I don't think it changes for me," Allen said. "Be Keenan Allen, do what you do. Get open, catch the ball."

## Oronde Gadsden II

### Chargers' early riser Oronde Gadsden II making a good first impression

By Elliott Teaford  
OC Register  
June 16, 2025

EL SEGUNDO — Rookie tight end Oronde Gadsden II usually wakes up at first light, which these days in Southern California is about 5 a.m. He hasn't adjusted to the Pacific Time Zone after living all of his life in the Eastern Time Zone, so it's been difficult to get back to sleep in an unfamiliar hotel room. Then he's out the door and on his bike for an 8-minute ride to the Chargers' practice facility.

Is anyone else around The Bolt at that unspeakable hour?

"The security guy," Gadsden said.

It's too early for breakfast.

The locker room is empty.

So is the training room.

And the weight room is, too, although strength and conditioning coach Ben Herbert usually isn't far behind.

Gadsden, 21, then heads onto one of the three practice fields hours before the sun breaks through the marine layer and well before he's required to be on hand for the last of the Chargers' organized team activities this week before a nearly monthlong break before the start of training camp on July 17.

So far, perhaps the most difficult part of practices and workouts for Gadsden since the Chargers drafted him in the fifth round in April has been adjusting to the different time zone. He's been early for practice, for workouts, for meetings, for breakfast, for every aspect of his rookie year.

"Being around when my dad was playing kind of taught me the ins and outs and how everything is going to go," Gadsden said of his father, also named Oronde, who spent six seasons as a wide receiver with the Miami Dolphins between 1998 and 2003. "Most of it has gone how I expected."

The elder Gadsden also drilled one very important lesson into his son's head.

"My dad always told me that you should show up early," Gadsden said.

In addition to impressing Chargers coach Jim Harbaugh, tight ends coach Andy Bischoff and veteran teammates such as fellow tight ends Tyler Conklin and Will Dissly, Gadsden's early arrivals have had another benefit. Gadsden has walked through the playbook on his own on the field.

"Coach Herb," as the Chargers call him to distinguish him from quarterback Justin Herbert, suggested Gadsden hit the field early in order to drill down on the plays and better prepare for team walk-throughs and practices that often don't start until noon or later. It's been very helpful.

"He was really the one that came up with that," Gadsden said of Ben Herbert.

Conklin and Dissly have been helpful in mentoring Gadsden as he makes the transition from Syracuse University to the Chargers. The tight end's job isn't just about catching spirals from Justin Herbert. It's also about blocking and clearing space for running backs Najee Harris and Omarion Hampton.

"He wants to listen, he wants to learn," Bischoff said of Gadsden. "All you ever ask of a blocker is a willingness, and we can take it from there. If they have a willingness, then you've got to hone in on the fundamentals and help them grow. If they don't have a willingness, that's a challenge.

"He has a willingness."

Gadsden also has shown in spring practices that he can make plays, which in addition to his 6-foot-5, 236-pound frame, was what attracted Chargers general manager Joe Hortiz to him before the draft. The Chargers believe he can be another reliable target for Justin Herbert.

Last season at Syracuse, Gadsden caught 73 passes for 934 yards and seven touchdowns in 13 games. He was a third-team AP All-America selection and a first-team all-Atlantic Coast Conference pick in 2024 and 2022 after moving to tight end from wide receiver before the '22 season.

"It's way early, way early, but he's twitchy," Bischoff said in evaluating Gadsden's play so far. "He separates. He does some really good things in the passing game, and I think, as he's become more comfortable in our system in the last four or five days, people are beginning to see that."

Now, if the Chargers can just get him to sleep past the crack of dawn.

## Omarion Hampton

### The Inside Story of How the Chargers Drafted Omarion Hampton

By Eric Smith  
Chargers.com  
June 2, 2025

The night before Round 1 of the 2025 NFL Draft, the Chargers held a gathering at a restaurant in El Segundo.

Chargers General Manager Joe Hortiz was there, as was Head Coach Jim Harbaugh and his staff, the entire scouting and personnel team and several other departments within the Bolts front office.

The event was to celebrate months of hard work and commitment that would culminate over the next three days beginning with the No. 22 overall pick, which the Chargers held in the first round.

"It's a cool thing to just bring people together," Chargers assistant general manager Chad Alexander said of the get together. "After going through the process and debating with each other about this player or that player in our draft meetings, we're still all in this thing together. It always comes from a good place. Everyone was excited. You look around at each other and it's like, 'We're going to go all in this weekend!'"

As he mingled about at the get together, Alexander couldn't shake a premonition that Omarion Hampton was going to end up as a Los Angeles Charger the next night.

Alexander, of course, knew that the uber-talented and productive North Carolina running back might not even be available at No. 22 overall.

Others in the front office felt the same way.

"You hope," said James MacPherson, a Chargers regional scout whose area includes North Carolina.

"But there was no certainty and no guarantee because other teams are looking at the same film and same things we're looking at," MacPherson added. "I felt like he was an elite player, and those guys usually go early."

Even so, Alexander simply had a hunch and wanted to find a way to pass the intuition along to Hortiz.

Alexander was slated to give Hortiz a ride back to the team facility after the event and figured that was as good a time as ever.

"We were at the restaurant and I was thinking, 'OK, how can I tell Joe this?' But he actually brought Hampton up on the way home first," Alexander recalled with a laugh.

"I was dropping him off back at the facility and said, 'I think it's going to be Hampton.' We all just loved him," Alexander added.

Roughly 24 hours later, the Chargers turned in a card that made Hampton their first-round pick in 2025.

"When it was him, we were thrilled," Alexander said.

"Fired up to get him," Hortiz said in a press conference after the first round.

Over the past few weeks, Chargers.com spoke to various scouts within the Bolts front office for a deep dive on Hampton as a player and a person.

Here's the inside story of how Hampton ended up in powder blue.

'Who the heck is that?'

Let's go back to the beginning.

MacPherson's region is made up of eight states — Virginia, Maryland, North Carolina, South Carolina, Georgia, Kentucky, Tennessee and New York — meaning he must be strategic on how he handles school visits and which games to attend.

As fate would have it, MacPherson was in Chapel Hill on August 27, 2022, to watch North Carolina open the season against Florida A&M.

It was the very first college game for Hampton, a four-star prospect who played high school ball roughly 50 miles from UNC.

Hampton's first impression on MacPherson was a notable one as the running back scampered for 101 yards with two touchdowns in his college debut. It was the first time a UNC true freshman had hit 100 rushing yards in his first college game since 1946.

"He was a true freshman, and they were already excited about him," MacPherson said. "He kind of stood out and I was like, 'Alright, I'm going to be following this guy.'"

"I was scouting some of the older players but even as a true freshman he looked like he was a junior," MacPherson added. "You're looking at a line and it's like, 'Who the heck is that?' He was one of the biggest, strongest-looking backs they had."

MacPherson later caught two of Hampton's games in 2023 when the running back was a sophomore.

Hampton scored twice in the 2023 season opener against South Carolina and rumbled for 234 yards and three touchdowns on just 26 carries the following week against Appalachian State.

"You star those guys," MacPherson said of his scouting process.

Alexander also saw Hampton play in 2023 when he was the Director of Player Personnel for the New York Jets.

Hampton went off against Miami that October night as he racked up 217 total yards and three scores, including 197 rushing yards and two touchdowns on the ground.

By the end of the 2023 season, and even into the spring of 2024, everybody in the NFL scouting world knew about the rising running back from North Carolina.

A season with 1,504 rushing yards and 15 touchdowns will do that.

But Hampton also wasn't eligible for the draft yet, and scouts also wanted to see if he could replicate that success again in 2024.

A repeat performance

North Carolina spent much of the 2023 season as a Top 25 ranked team.

Experts credited their strong season to quarterback Drake Maye, who threw for 3,608 yards and 24 scores and went on to be the No. 3 overall pick in the 2024 NFL Draft.

As Hampton geared up for his junior season, many wondered how Hampton would fare without a surefire first-round pick at quarterback next to him in the backfield.

"When a team has a big-time quarterback like Drake Maye, who could throw it all over the field, defenses are going to kind of try to defend that," MacPherson said. "So, they're going to probably play some extra defenders in coverage to basically stop the pass, and that probably opened up some more run lanes, lighter boxes on defense for Omarion to run through."

With Maye in New England, Hampton thrived as the focal point of the Tar Heel's offense.

He matched his rushing touchdown total (15) from the season before but had more rushing yards (1,660) and more yards from scrimmage (2,033) — all while North Carolina rotated at quarterback after Max Johnson, the starter to open the season, was lost for the year in Week 1 with a leg injury.

Add it up and Hampton actually tallied more 100-yard games as a junior (10) than he did as a sophomore (eight).

Hampton had 1,726 total yards as a sophomore, which accounted for 27 percent of UNC's offense. That output shot up to 38.5 percent last season when he tallied 2,033 of the offense's 5,287 yards.

Hortiz compared the two seasons unprompted at his press conference after the Chargers selected him at No. 22 overall.

"I go back to last year when I was evaluating Drake Maye and other players in North Carolina in the Fall. He stood out back then," Hortiz said. "There was just this big physical runner with breakaway speed and punishing people and making guys miss. It was like, 'Wow, this is a heck of a back.'"

"And to watch him do it again this year — two years of production, durability, high character, work ethic off the charts — everything about him, that's what makes him stand out," Hortiz added.

Hampton, who averaged exactly 5.9 yards per carry in each of his final two seasons in college, made the same impression on others, too.

"I factored it in a lot," Alexander said. "You have to factor in not only who he's playing against but also who he's playing with. The year before, he was playing with a top five quarterback and was extremely productive."

"This past season he was the focal point of the offense and found a way to be productive," Alexander added. "You turn on the tape every time and see the same thing. That's just a credit to him."

MacPherson said: "That also checked another box for us in terms of, 'Hey, was it just the quarterback?' No, this guy had back-to-back productive years with and without an NFL quarterback.

"To be honest, I would say he had a better year [in 2024] because he had to run against some heavier boxes and probably break a few more tackles than he did in the past," MacPherson added.

All eyes on Hampton

The scouting process for an NFL prospect is about more than on-field production, of course.

That's the starting point, to be sure, and it's an area Hampton excelled at as he put up gaudy stats during his time at North Carolina.

"When you watch him, he's physical, he's explosive, he's tough, he's got great balance, he's got excellent speed, gets outside, finishes long runs, breaks off long runs," Hortiz said. "When you watch him in the secondary, he just lowers the shoulder and runs through tackles ... he also has value as a pass receiver."

Hortiz later added: "A three-down back. And probably a four-down back."

Alexander couldn't agree more.

"This is a grown man's sport, and he plays the game like a grown man. That's probably the highest compliment you can give to a back like him," Alexander said. "He has a style that is tailor-made for the league and that's why we were excited to get him."

But when a team decides to spend a draft pick on a player, especially in the first round, they want to make sure that prospect will fit into their team in more ways than one.

MacPherson described something called 'The Charger Mentality,' a mantra that Hortiz and Harbaugh brought to the organization when they arrived last January.

In simple terms, this mentality measures what football means to a player. Is he just in it for the fame and financial security? Or is there a hunger there that will help him succeed at the next level?

"Does he love football, and does he love the process? Is he a guy that's going to do what it takes to be successful and help his team be successful in terms of doing the little things?" MacPherson said. "Sometimes those are hard and tedious but that's what it takes to be a successful player or an elite player that can compete at the NFL level.

"He certainly was doing all those things on the field and off the field. I don't think [his production] was by accident. He very much trains like a pro already, which was great to hear," MacPherson added.

Part of MacPherson's job is to go into schools in his area and talk to staff members about prospects.

This could be a head coach, sure, but also other coaches, members of the football staff or academic advisors.

MacPherson recently recalled what he learned about Hampton as he learned more about him as both a person and a player.

"No matter who we talked to throughout this entire process, we couldn't find anybody to say anything bad about this kid. Nobody," MacPherson said. "That's rare but, every once in a while, you do find a guy who checks every box."

While MacPherson was doing his homework on Hampton, Ethan Brodsky was, too.

Brodsky is also a regional scout for the Bolts who primarily covers the Northeast.

But Hortiz recently introduced a crosschecking measure of sorts to the Chargers scouting department where regional scouts have a state or two that a pair of them will work on.

MacPherson, for example, crosses over into Maryland and West Virginia with Brodsky, who in turn will go into North Carolina on his own.

"Joe is big on overlap. Getting more eyes on players is the most important thing, and that definitely helped," Brodsky said.

The result?

A clean and thorough evaluation from multiple scouts on Hampton.

"It very much aligned, the type of player he is, the type of person he is," Brodsky said of his collaboration with MacPherson.

And while Brodsky didn't see Hampton play in person, he had an in-depth conversation with Natrone Means, North Carolina's running backs coach and a former Chargers Pro Bowl running back.

Means raved about Hampton's work ethic and training habits, as well as the fact that he was a standout person off the field and in the community.

Brodsky got an up-close look at Hampton in practice and came away impressed.

"I went there in October, and it was a walk-through day, a Thursday before they played Florida State," Brodsky said. "He was the first one in line in every drill. It's only a walk-through and these are things he's done probably 1,000 times but the way he worked was incredible.

"It was an over-the-top work ethic. That speaks volumes," Brodsky added.

MacPherson came away with the exact same vibe.

"You watch him in practice, and he was always doing something. And it wasn't like he was drawing attention to himself and distracting players," MacPherson said. "He was their No. 1 back so if it's special teams and field goals, he's over in the corner catching balls or working through the ropes.

"He was constantly doing something on the side to try and improve his game," MacPherson continued. "You saw some of those practice habits right away. It's like when you go to our practice and you see Khalil [Mack] working on the bags during special teams. He's always working on something.

"I could tell Omarion just loves ball and wasn't resting on his laurels. And that was every practice I saw him at. He just wouldn't stay still, even punching the bag in pass pro," MacPherson added. "It wasn't like he was sitting on the bench and sipping on Gatorade. I knew this was a guy who would fit right in on our practice field."

By the time the 2024 season ended, it was clear that Hampton was among the top prospects in the 2025 draft class.

And as the Chargers prepped to meet with Hampton in person, they would continue to be blown away by him.

A Bolt & Hammer

Kiel McDonald was more than excited to add Hampton to the Bolts running back room this offseason.

But truth be told, the Chargers running back coach had hoped to coach Hampton earlier in his career, too.

McDonald formerly coach running backs at the University of Utah and at USC. Even then he had heard about a high school running back all the way over in North Carolina.

"There was this running back that they said looks like Herschel Walker and he's all the way out in Carolina," McDonald said. "I'm like, 'I don't know if we're going to get a kid on the West Coast from Carolina.' I got a chance to see the tape, see the workouts and he's always been a big, strong, physical specimen.

"As the years continued to progress, that dude has 'it'. There's that 'it' factor you see in a back, whether it's things you can pull out of somebody or things he already has," McDonald added.

Fast forward to the spring of 2025 when McDonald finally got the chance to meet Hampton at the NFL Scouting Combine.

Already impressed with Hampton's play on film, the Chargers contingent in Indianapolis swooned after his in-person interview.

"I thought he could regurgitate his scheme, his offense and what he was taught," McDonald said. "We threw some random plays from his season on the TV screen and wanted him to talk us through it.

"What's the running back read here, what's his footwork, what's his track? He knew exactly what to say," McDonald added. "Talked about blitz pickup, how he was taught there, understanding how to scan. Just being able to tell us exactly how he's been taught, that was impressive. He is a smart dude, and he is a hard worker."

By that point, MacPherson and Brodsky had already submitted their year-end reports to the front office.

The Chargers host their regional scouts in December for meetings and the chance for them to attend a home game.

Scouts submit their Top 30 reports to Hortiz and Alexander, which is a list of the best players in their region.

Was Hampton the No. 1 player on MacPherson's list?

"He was," MacPherson said with a laugh. "And he stayed there."

With Hampton squarely on the Chargers radar, it was time for others in the scouting department to evaluate Hampton, too.

Jaylen Bannerman-Oden is a college and pro scout for the Chargers, meaning he dabbles in both worlds.

During the season, he will work on advance scouting reports for upcoming opponents. But he also visits a few schools for another cross-checking measure.

Additionally, under Hortiz, each scout in the front office is assigned a position group to evaluate ahead of the Draft.

Bannerman-Oden was tasked with looking at the running backs.

One of the first steps of that process was going to Hampton's Combine weigh-in with McDonald.

"With Omarion, I had a little star next to him. He looked rocked up. It looked like my man had been in the gym," Bannerman-Oden said.

Over the next few weeks after the Combine, Bannerman-Oden dove into dozens of running back prospects.

He looked at their touchdowns, simple plays, fumbles, pass protection, routes. Everything.

"Omarion might have the highest ceiling of anybody in this class, just off of his size, he can run inside and outside, has solid hands to catch the ball," Bannerman-Oden said.

"Everything he does, he's a natural at it. Some guys work really hard and they get stuff done. He works really hard and he's naturally gifted," Bannerman-Oden added. "He's breaking tackles and people are bouncing off him, it's like a man versus boys sometimes. He's got some of that stuff you can't teach."

McDonald echoed a similar sentiment when asked about his pre-draft evaluation of the 2025 running back class.

"We look at who's going to fit our skillset and what we're looking for, fit our offense, fit our scheme," McDonald said. "[Hampton] was up there at the top."

The final piece of the pre-draft puzzle?

North Carolina's Pro Day, which was held on March 24 in Chapel Hill.

MacPherson made sure to be as close to Hampton as possible for his final impression.

"You talk about him passing every phase, the last phase was his Pro Day. I was there in Chapel Hill helping the running backs coach from the Saints in the drills," MacPherson said. "We call it 'smelling their breath.' And it's like, 'OK, let me get up on this kid and watch him and see how he responds to being coached in drills and how he's working.'"

"He's a nice, humble, quiet kid off the field but there's a switch," MacPherson added. "He attacked his Pro Day and getting over the bags and making cuts — I was one of the scouts giving him a secondary reaction in a drill — and he just

attacked it with a different level of intensity. It was like a game. It was just bags, but he was ready to run through a guy."

As the draft neared and the Bolts front office set their board, Hampton had differentiated himself.

The Chargers have certain icons they put on players for their digital draft board. Some are for medical issues or character concerns, sure.

But some are reflected in a positive light, too.

There's a Bolt, which highlights a player's overall standout character. And there's a Hammer, which echoes a brand of physicality that you know Harbaugh loves to see on game days.

MacPherson explained what the symbols represent.

"It's a high bar to be a Bolt. When you put that Charger Bolt on a guy, you're saying he checks a lot of boxes in terms of being a pro on and off the field just as an elite guy," MacPherson said.

"And a Hammer, when they hit somebody, the other guy is going backwards," MacPherson added.

You can guess which player received both designations when the Chargers final draft board was set.

"He was a Bolt and a Hammer," MacPherson said of Hampton. "A lot of times, guys get one or the other. But the special ones get both."

A bright future

It's a special feeling for a scout when a player they've watched for more than a year gets selected to their team.

Especially in Round 1.

"It's rewarding, I'm not going to lie," MacPherson said. "You put in a lot of hard work, a lot of extra effort. We put in a lot of time as scouts watching and observing guys, watching extra film and then talking to extra people and doing as much background research as you can."

"Sometimes you don't leave a school until 7 p.m. at night and then you still have to type up all the work you did that day," MacPherson continued.

"Of course, it feels good when a guy you put a lot of work into gets picked, but scouts are team guys. And make no mistake, it was a total team effort. Everybody liked him and saw his game as a fit. There was just some really good consensus."

Consensus.

Unanimous.

Those two words came up a lot in April both before and after the Chargers drafted Hampton at No. 22 overall.

And even though Hortiz and Alexander chatted about the running back the night before the draft, everyone also knew there was a reality where Hampton was long gone before the Bolts' pick.

"Did I think Omarion was going to be there? No," Hortiz said. "Because he was one of those unanimous guys, and you kind of anticipate

unanimous guys being gone. But we're fired up he was there.

"We go through all the guys, and it was unanimous," Hortiz added. "If he's there, would we take him at No. 22? Absolutely."

And that was even with the Bolts getting multiple strong trade offers to move away from No. 22 and to the latter part of the first round.

"He was designated by us as a player before the draft where we were going to have to be blown away by a trade," Alexander said. "We listen to any trade offer; that's just part of our jobs. But we weren't going to move away from this caliber of player."

"Happy as hell to get him. Offensive coaches were happy, defensive coaches were happy," Alexander added. "We're going to control the ball more and that will help our defense. It was just a consensus. Everybody was excited to get him."

Instead of trading back, the Chargers added a dynamic young running back to the offense.

Can Hampton run the ball? Check.

The two-time Doak Walker Award Finalist finished with 3,600-plus rushing yards and 36 touchdowns at North Carolina.

Can Hampton catch the ball? Check.

He had 73 career catches in college.

And can Hampton protect his quarterback? Check.

The 22-year-old will gladly use his 6-foot and 220-pound frame to wall off pass rushers.

"This is a player that can play on third down really well," said Harbaugh. "Gives Justin [Herbert] somebody to throw to out of the backfield, he's also a really good pass protector. His game is really well-rounded."

Hortiz and Harbaugh now have two drafts under their belt in Southern California.

A year ago, they took a mammoth right tackle in Joe Alt (6-foot-7 and 323 pounds) who already showed Pro Bowl potential as a rookie.

Now you add Hampton, who joins a running back room that also includes Najee Harris, a 6-1, 242-pound back that has run for 1,00-plus yards in each of his four NFL seasons.

"They complement each other well. They both have a bruising style of running and wear defenses down over four quarters," Alexander said. "It's an identity we want to bring. We are trying to build a bully here and that's how you do that."

McDonald added of Hampton: "We'll see what part he's going to play, but I can see him helping out the Chargers in a big way."

Is there any question what kind of team the Chargers are trying to assemble?

"[Hampton] is like a humble beast. And Joe Alt was like that, too," Bannerman-Oden said. "Not a flashy guy ... but that's two years in a row where we've gotten these humble savages that are just about the work and not about all the extra pomp and circumstance."

"They're not flashy guys themselves. They're about the work and they want a team that reflects that," Bannerman-Oden said of Hortiz and Harbaugh. "They want guys that will compete and, when you get into December or the fourth quarter, will want it more."

Hampton will wear No. 8 with the Chargers and has already made the transition from Carolina blue to powder blue.

And as his rookie season approaches, he can't wait to produce for his new team.

"[The NFL] has been a dream ever since I touched a football," Hampton said. "I'm excited for it."

"It's better than I thought, to be honest," Hampton later added about getting drafted. "Surreal feeling just to get that phone call knowing that the team is trusting you to join their program."

## Najee Harris

### Najee Harris says Jim Harbaugh central to Chargers' signing

By Kris Rhim  
ESPN  
March 14, 2025

EL SEGUNDO, Calif. -- Jim Harbaugh began chasing Najee Harris almost a decade ago.

Nine years ago, Harbaugh, then the head coach at the University of Michigan, went all out to recruit Harris, a top player in the 2017 high school class. Harbaugh attended Harris' homecoming game, sporting Harris' Antioch High School colors and announcing the school's homecoming queen at halftime.

"I was just like, what the heck?" Harris said with a smile. "I mean, this dude is calling out just doing everything, but that showed how much of a down-to-earth cool guy he is."

Still, that wasn't enough to lure Harris, who signed with the University of Alabama and was a first-round pick by the Pittsburgh Steelers in the 2021 NFL draft. After four years in Pittsburgh, however, Harbaugh finally got Harris.

Harris, 27, signed a one-year deal with the Chargers earlier this week and said that Harbaugh was a driving force in his decision.

"He's the same guy, man," Harris said. "He's always energetic, man. He's always the life of the party, so he's just a good guy to be around, down to earth, and he makes you feel comfortable."

Harris said he knew that his time in Pittsburgh was coming to an end at the halfway point last year and that Steelers coach Mike Tomlin was honest with him throughout the process.

"I didn't plan on doing it," Harris said of leaving Pittsburgh. "It wasn't something that was in the plan or anything, but it is a business."

Harris has rushed for 1,000 yards in each of his four seasons. The Chargers haven't had a 1,000-yard rusher since Melvin Gordon in 2017. Harris had 18 carries for 70 yards in a win over the Chargers last season.

"When we played against them, I saw the type of team that they're on the rise to be and I wanted to be a part of that," Harris said.

## Daiyan Henley

### Can Daiyan Henley be a key to Chargers' Super Bowl push?

By Kris Rhim  
ESPN  
April 15, 2025

LOS ANGELES -- When Chargers linebacker Daiyan Henley realized his NFL dream in 2023, it was almost akin to the script of a Hollywood movie.

Henley grew up in the shadows of SoFi Stadium in Los Angeles, playing high school football at Crenshaw High with dreams of playing in the pros. He changed positions twice -- from quarterback in high school to wide receiver at the University of Nevada and then moving to defense his junior year. After spending his senior year at Washington State, Henley was drafted in the third round (No. 85) of the 2023 NFL draft by his hometown team, the Chargers.

If this were a movie with a storybook ending, Henley would have gone on to dominate as a rookie. Instead, Henley's first season was a disappointment. He played 51 defensive snaps -- spending most of his time on special teams -- as a depth player behind linebackers Kenneth Murray Jr., Eric Kendricks and Nick Niemann, who all played at least 230 defensive snaps.

"I chased this dream for so long to be here, from outside looking in, that probably seemed like it was enough," Henley told ESPN.

"But that wasn't my end-all-be-all goal to be a special teamer. ... So that was where my embarrassment was, but it was also my interior motivation."

Henley found a new opportunity in 2024 when Murray and Kendricks didn't return and with the hiring of coach Jim Harbaugh, who brought in a new defensive staff.

Last offseason, the Chargers signed linebackers Denzel Perryman and Troy Dye and drafted Junior Colson in the third round. Colson had played for Harbaugh and defensive coordinator Jesse Minter at Michigan -- his familiarity with the scheme, system and coaches made Colson a likely candidate to see a significant role in year one.

But appendicitis kept Colson out of most of training camp and Henley emerged as one of the Chargers' best linebackers during camp.

When the season began, Henley and Perryman started but would rotate with Colson and other linebackers on defense. Over time, that rotation decreased, with Henley staying on the field more often. From Weeks 8 to 16, he played at least 60 snaps in all but one game and became a vocal part of the Chargers defense.

"I think he's really just become a great calming force and leader in the middle of the defense," Minter said during the season.

The season didn't come without bumps, though. In Week 4 against the Kansas City Chiefs, Henley suffered a torn labrum in his left shoulder while making a tackle. His season would have

been over if he had opted for surgery, but instead Henley played Week 5 against the Cardinals with a shoulder strap and another arm restraint to prevent further injury.

Henley had what he described as the worst game of his career that day. The Chargers defense missed 16 tackles, many of which Henley took the blame for. Cardinals running back James Conner rushed for 101 yards on 19 carries.

After that game, Henley worked with the Chargers staff to adjust his shoulder contraption.

"They said I am at a much higher chance of dislocating my shoulder with the adjustments that I made, but at that point, I was like, 'Bro, I'll take the risk,'" Henley said. "And if you look at my gameplay after Arizona, I went on a run."

He then had double-digit tackles in eight of his next nine games, including a career-high 15 tackles against the Tennessee Titans. His performance caught the attention of Harbaugh.

"The growth, the leadership, the tackling ability, that's been great," Harbaugh said. "... Elite pass defense, driving into the zone and just finding the receivers and plugging the holes and then reacting to the ball in the air that was elite."

Henley finished his sophomore season ranking eighth in the NFL in total tackles (147).

"I can truly say I don't feel embarrassed," Henley said while laughing. "I feel much better about my football life and my football journey. I feel like I did accomplish a lot, but I just know I haven't gotten to where I wanna be."

Shortly after the season ended, Henley had surgery for his labrum. As part of his recovery process, Henley said he is at the Chargers facility daily for rehab before strength training and began training his upper body again about a week ago.

After uncertainty following an uneventful rookie season, with a new coaching staff, Henley heads into his third season as the Chargers top linebacker. He expects to be 100% by training camp for a season where he feels more motivated than ever.

"Looking around the league, I feel bits of just longing for more. I see guys, and I feel like I should have that opportunity, and why didn't I?" Henley said.

"Ultimately, I'm telling myself, 'You haven't done anything yet,' and that right there motivates me. So that's where I'm at mentally. I feel like I still haven't had my moment yet."

## **‘You gotta move on’: Chargers’ Justin Herbert focusing on future, not playoff failure**

*By Thuc Nhi Nguyen  
Los Angeles Times  
June 11, 2025*

No one in the Chargers’ locker room felt as bad as Justin Herbert. At least that’s what the quarterback said after a career-high four interceptions in January cost the Chargers an opportunity for their first playoff win since 2018.

But the disappointment that rendered Herbert motionless on the sideline in Houston had faded in his memory, he said. Offseasons tend to have that rejuvenating effect.

“If I spend any more time worrying or focusing on a loss like that, I would be doing a disservice to my teammates,” Herbert said Wednesday on the second day of Chargers minicamp. “Obviously it didn’t go the way we wanted it to, like I said at the end of the year, but you gotta move on.”

Despite the crushing wild-card loss that prolonged the Chargers’ seven-year playoff win drought, Herbert maintained that his offseason has been business as usual.

Meeting with local reporters for the first time in five months, Herbert recited the typical offseason lines with a stone-faced expression. His new teammates are picking up the offense quickly. He wants to continue mastering the scheme in his second season under the coaching staff.

Herbert instead makes stronger statements on the practice field and in the weight room, where his determined nature has earned him a spot in coach Jim Harbaugh’s “Elite Nine” club of the team’s hardest workers.

“I know it motivates me every day to get up out of bed, like I gotta rise up to his level,” Harbaugh said. “He’s doing anything and everything he can possibly do. Now it’s up to the rest of us.”

During the offseason, the Chargers focused on adding weapons around Herbert to elevate a sputtering offense that ranked 20th in the NFL in yards per game.

Even without pads, the athleticism and instincts of running back Najee Harris and rookie Omarion Hampton have impressed Herbert. Rookie tight end Oronde Gadsden is showing his receiving capabilities as Syracuse’s all-time leader for receptions and receiving yards by a tight end when he had the most catches of any player during team drills Wednesday. Gadsden, a converted wide receiver, will team with free-agent acquisition Tyler Conklin, who has had at least 50 catches in each of the last four seasons, to boost the tight end position.

The biggest offseason move was the addition of a familiar name. Mike Williams, after one year away from the franchise that drafted him in 2017, returned on a one-year contract to reunite with Herbert. The 6-foot-4 receiver, who has been working primarily with trainers during minicamp practices, “changes the way you play football when he’s on your team,” Herbert said.

“50-50 balls are not quite 50-50 as we’ve seen with Mike,” the quarterback added.

The receivers could use the boost. Ladd McConkey was the group’s only consistent force last year. The former second-round pick dominated against Houston with an NFL rookie playoff-record 197 yards receiving, nine catches and one touchdown. The rest of his teammates combined for five receptions and 45 yards. Still without a playoff win in two appearances entering his sixth NFL season, Herbert completed a career-low 43.7% of his passes and was sacked four times.

Getting Williams and rookie receivers Tre’ Harris and KeAndre Lambert-Smith, who were selected in the second and fifth rounds, respectively, on the field could open up a more aggressive deep passing game, offensive coordinator Greg Roman said.

The stacked room also could put more pressure on Quentin Johnston to live up to the billing of a former first-round pick. The receiver entering his third year is “owning the system now,” said Roman, who predicted another major step for Johnston this season.

The former Texas Christian star shook off a disappointing rookie season with 711 yards receiving and eight touchdowns on 55 catches last year. He torched the Las Vegas Raiders in a playoff seed-clinching Week 18 win for 13 receptions and 186 yards receiving. Even Johnston estimated that it was the best game he’d ever had at any level of football.

Yet he followed with a major disappointment in the biggest moment with no catches on five targets in the wild-card loss. Johnston went without a catch in two games last season, both coming in marquee matchups. He was also shut out against the Baltimore Ravens in a “Monday Night Football” showcase in which he also dropped a crucial third-down pass. To pile on, fellow receiver Zay Flowers, who the Ravens picked one spot behind Johnston in the 2022 draft, led Baltimore with 62 yards receiving on five catches.

Learning a second offense in as many years in the NFL, Johnston had to play “a game of catchup last season,” Roman said. But with consistent practices in organized team activities and minicamp, the coach said Johnston is “starting to come out of the other end of the tunnel.”

“Justin, he’s throwing to him a lot,” Roman said, “and Q’s answering the call.”

## Tony Jefferson

### Jim Harbaugh praises Tony Jefferson's leadership as Chargers bolster defense

By Fredo Cervantes  
The Sporting Tribune  
September 19, 2025

EL SEGUNDO — As the Los Angeles Chargers prepare for their crucial Week 3 matchup against the Denver Broncos, the team has made key roster moves to reinforce its defense. The Chargers signed safety Tony Jefferson to the active roster on Thursday, filling the spot left by outside linebacker Khalil Mack, who was placed on the IR list. Additionally, the Bolts have added outside linebackers Clelin Ferrell and Rashad Weaver to the practice squad, further strengthening their defensive depth.

#### Tony Jefferson's Impactful Return

Jefferson, who came out of retirement to rejoin the Chargers in 2024, has quickly become a critical piece of the team's defensive and special teams units. Over the last two seasons, Jefferson has been a steady presence on the field, playing in nine games and starting six, including a pivotal role in the team's victory over the Las Vegas Raiders last Monday.

After initially being released during final roster cuts, Jefferson re-signed with the team on a one-year contract in March 2025 and was promoted to the active roster on Thursday. His timely return has already paid dividends, as Jefferson was elevated to the active roster for the Chargers' Week 2 game against the Raiders. In that game, he posted an impressive stat line: five tackles, two pass deflections, and an interception.

Jefferson, now 33, has had a storied 11-year career across five NFL teams—Arizona, Baltimore, San Francisco, the New York Giants, and the Chargers. Over the course of his career, he has started 72 of 122 regular-season games, compiling 500 tackles (370 solo), 9.5 sacks, 35 tackles for loss, five interceptions, 26 passes defended, eight forced fumbles, and four fumble recoveries.

#### A Leader and Versatile Contributor

What stands out most about Jefferson, however, is not just his statistics but his leadership and versatility. Chargers head coach Jim Harbaugh spoke highly of the veteran safety's all-around contributions to the team.

"What do I like about Tony? There's a long list," Harbaugh said. "I think it starts with he's always in the right place. And I also love that we're doing special teams, we're doing punt, return, and he's the scout team personal protector. He just does whatever is needed."

Harbaugh praised Jefferson for his ability to make an impact in all facets of the game, especially on special teams. The Chargers have utilized Jefferson's skills in multiple roles, knowing that his experience and knowledge are invaluable both on defense and in helping other areas of the team.

"He's a great leader," Harbaugh said. "Long list of things I like about Tony Jefferson, real football player."

#### Veteran Presence in the Locker Room

One of Jefferson's greatest strengths is his ability to guide younger players and lead by example. Having returned to the NFL after stepping away, he understands the significance of competing for playing time with a younger, hungry group. Despite his extensive experience, Jefferson relishes the competition for snaps and cherishes the opportunity to battle alongside the younger players. His leadership both on and off the field provides the Chargers with a solid foundation as they navigate their way through the season.

At 33, Jefferson has shown that he is not just a player who fills a roster spot but a true football player with a mentality and commitment that any team would value. His experience, leadership, and willingness to contribute wherever needed make him a valuable and irreplaceable asset for the Chargers.

As the Chargers head into their Week 3 contest against the Broncos, the bolstered defensive lineup will look to build on Jefferson's strong performance and leadership. With the loss of Khalil Mack to injury, the team will rely on both the veteran presence of players like Jefferson and the depth added through signings like Ferrell and Weaver. Together, these additions give the Chargers a well-rounded defensive unit that is ready to step up and face the challenges ahead.

Jefferson's continued presence will be crucial in the coming weeks as the Chargers aim to remain competitive in a tough AFC West division. With his blend of leadership, versatility, and experience, the 33-year-old safety is proving that he still has a lot to offer, and his impact on the team will only continue to grow.

## Quentin Johnston

### He Was the NFL's Laughingstock. Now He's Its Breakout Star.

By Andrew Beaton  
The Wall Street Journal  
October 2, 2025

Over his first two years in the NFL, Los Angeles Chargers wide receiver Quentin Johnston had developed a reputation—and it wasn't a good one.

He was known for all the big plays he somehow failed to make.

In key moments, Johnston's hands seemed like they transformed into cinder blocks. There were instances when he was wide open, with the game on the line, and perfect throws from quarterback Justin Herbert would slip through his fingers.

For someone who entered the league with lofty expectations as a first-round pick, Johnston had instead become a player who was widely mocked.

But nobody is laughing at him now. Four weeks into the new NFL season, he's the breakout sensation that the rest of the league is trying to figure out how to stop.

After an offseason focused on ironing out the kinks in his game, Johnston is finally showing why he was such a highly regarded prospect coming out of college. Week after week, Johnston has been making highlight-reel plays that few of his peers can match. The 24-year-old ranks third in the NFL in both receiving yards and touchdowns for a Chargers team that's 3-1 and sitting in first place in the AFC West.

Altogether, he's shedding his reputation as a bust and putting his preternatural talent on full display. At 6-foot-2, Johnston towers over most defensive backs. Yet he also cuts with the quick twitch movement of a small speedster—an uncommon combination that is now turning him into a nightmare to defend.

"That's not normal," says David Robinson, a private wide receivers coach who has worked with Johnston since his college days. "It's very rare to see a big receiver like that move at his size."

After initially committing to Texas, Johnston ultimately decided to go to TCU, where he was one of the highest-rated recruits in the program's history. Even as a true freshman, he led the Horned Frogs in receiving yards, but it wasn't until his junior year that he attracted national praise.

During that 2022 season, a resurgent TCU reached the national championship game while Johnston tallied 1,069 yards. Tens of millions saw his talent in full force when he posted 163 yards and a score in a semifinal upset over Michigan.

To be sure, Johnston was still considered somewhat raw as an NFL prospect. His production could be inconsistent, with dominant displays one week and quiet showings the next.

His hand placement could also be awkward, which gave him trouble hauling in some throws.

The Chargers ultimately selected him with the 21st pick in the draft, hoping he'd turn into the top weapon in Herbert's arsenal. But even as a rookie, Johnston became a target of derision for their fans. He struggled to produce early, and when he did garner attention it was usually for the wrong reasons.

In one instance, in the final minute of a game trailing down by three to the Green Bay Packers, Johnston broke free down the field and Herbert delivered a ball that looked like it would go for a 70-yard score. Instead, the Chargers lost after the ball bounced off Johnston's hands in what he chalked up to a "lack of concentration."

Another high-profile debacle followed the next season. This time, in a nationally televised matchup with the Baltimore Ravens, Johnston dropped a fourth-quarter pass that would've converted a critical third down. It proved to be the pivotal play in another Chargers defeat as Johnston finished the game without a single catch.

At the same time, his natural talent hadn't completely vanished. Every now and then, there were flashes of his tantalizing potential. Later that same season, Johnston reeled in a high-difficulty laser from Herbert to convert a 3rd-and-16 against the Kansas City Chiefs, hanging onto the ball despite absorbing a hit that was flagged for unnecessary roughness.

"It was mainly just focus," Robinson says. "He would make spectacular, hard, difficult catches, and then the regular routine catches that you expect him to make, he was letting them get away from him."

This offseason, Robinson and Johnston zeroed in on fixing that. During their training sessions, before doing any route running or footwork, they'd spend 30 minutes together catching the ball from every possible angle. The idea is that once it comes to gametime, passes can come from any direction and hauling them in becomes second nature because it's such a familiar process.

In other drills, Robinson would have people tugging on Johnston's jersey or hitting him with a bag while he was running and preparing to make the catch, hoping it would distract him less when similar things happen during a game.

That work came before a season when the expectations surrounding Johnston were lower than ever. Ladd McConkey, a second-round pick in 2024, had emerged as the team's leading receiver. The Chargers also brought back veteran Keenan Allen, who had six 1,000-yard seasons with the franchise.

Yet Robinson had a hunch that his protégé was about to prove the doubters wrong. Other receivers he trains, such as the Chiefs' Rashee Rice, came up to say that Johnston looked like an entirely different player.

The Chargers' opponents were about to learn that the hard way.

In Los Angeles's season-opening win over the Chiefs, Johnston was on the receiving end of two touchdown passes. He now has four on the season, while his 84.3 yards per game are more than double his average from his first two years.

Even more critically, Johnston hasn't been charged with a single drop.

The performance has been a delicious reward for a Chargers team that stuck with Johnston and even heaped praise on him, even when he underwhelmed.

After that superb opening game, coach Jim Harbaugh had a message for everyone who had ridiculed his young receiver over the years: "In your face," he said.

### Chargers' Quentin Johnston looks to use past struggles as fuel in 2025

By Kris Rhim  
ESPN  
September 8, 2025

Since Quentin Johnston entered the NFL in 2023 as the Los Angeles Chargers' first-round pick, he has struggled to meet the expectations of being a top pick.

Johnston's play has fluctuated between good and abysmal. His biggest flaw comes in drops, particularly in big moments. That first showed in his rookie season during the Week 11 matchup against the Green Bay Packers when he dropped a wide-open pass that would have put the Chargers in field goal range with 23 seconds left in the game. The Packers won, 23-20, and Los Angeles fell to 4-6.

It continued in his second season. In perhaps the Chargers' biggest game of the 2024 season, a Week 12 "Monday Night Football" matchup against the Baltimore Ravens, Johnston had one of the worst games of his career. He had five targets with no catches, but his most significant error came in the fourth quarter.

On third-and-6 with 10:56 minutes remaining and the Chargers down 23-16, Johnston ran wide open on a crossing route but dropped the ball. Los Angeles punted on fourth down and the Ravens scored on the next drive, effectively putting the game away.

Johnston's drops in big moments have led him to be one of the Chargers' most maligned players, whether from media pundits or fans on social media. It's all criticisms that Johnston sees, and he had struggled to deal with earlier in his career.

"I don't really talk about it to nobody. I feel like I just have to step up, deal with it on my own, get better each year," Johnston told ESPN. "So that's what I'm doing, that's what I'm continuing to do. I feel like my therapist is the field, so that's where I take everything."

The Chargers have continued to give Johnston opportunities. Coach Jim Harbaugh and general manager Joe Hortiz -- who didn't draft Johnston -- have praised his potential, and he entered this season as a starter. "Quentin, just every part of his game is elite," Harbaugh said this offseason.

In the 27-21 win over the Kansas City Chiefs on Friday night, Johnston proved Hortiz and Harbaugh right. He led the Chargers in yards (79) and touchdowns (2), showing the potential that made him the No. 21 pick two years ago. There's a long way to go for Johnston and the Chargers, but Friday's game was the kind of performance he needed.

"I'm just honestly at this point trying to prove myself right. I know a lot of people don't really look at me as ... " Johnston said, before pausing to collect his thoughts. He continued: "I still see myself as a good football player. Everybody's not going to hit their peak at the same time. ... I'm just staying down and working until my time comes."

The Chargers will travel to face the Las Vegas Raiders for Week 2 on Monday, a team Johnston has had success against. The last time the Chargers played the Raiders, Week 18 of this past season, Johnston had the best game of his career, catching 13 passes for 186 yards.

"I want to have many more of these," Johnston said then.

Johnston almost didn't make it to Week 1 against the Chiefs. In the Chargers' third preseason game against the Rams, he was concussed after a hit that left him unconscious for nearly a minute. But Johnston quickly returned to practice and was back on the field after clearing protocol in a matter of days.

Many players push through injuries at any given point in a season, but that's been a theme of Johnston's career so far. Last year in the Chargers' Week 14 game against the Chiefs, for instance, Kansas City's linebacker Nick Bolton leveled Johnston while he caught a 20-yard pass.

"Quentin Johnston, who has had drop problems, catches one of the toughest ones he's seen all year," broadcaster Mike Tirico said.

Johnston quickly bounced up and signaled a first down celebration but was in significant pain. He had sustained a left AC joint sprain on the play, which impacted how he slept and put him in a shoulder brace for the remainder of the season.

"My main thing is just to pop up and at least fake it and make it seem like I'm cool, and I deal with everything else after that," he said.

While the Chargers have preached faith in Johnston publicly, their offseason moves -- drafting wide receiver Tre' Harris in the second round and KeAndre Lambert-Smith in the fifth -- signal an organization hedging its bet if Johnston doesn't develop.

Johnston appeared on track in Week 1, and he hopes to stay that way.

"The past few years I have been having a lot of ups and downs, but I used that to kind of fuel me," Johnston said postgame. "I had a pretty good game today, so hopefully I can keep that going for the rest of the season."

## Khalil Mack

### Khalil Mack ‘couldn’t give up on that dream’ of winning with the Chargers

*By Beth Harris  
Associated Press  
June 11, 2025*

EL SEGUNDO, Calif. (AP) — Khalil Mack mulled retirement early in the offseason. It didn’t take long for him to decide to return to the Los Angeles Chargers.

He agreed on a contract extension in March, never becoming an unrestricted free agent.

“Got tremendous leadership here, very familiar with guys already here,” he said Wednesday at minicamp. “It was a no-brainer.”

Mack, who turned 34 in February, is in his 12th season in the league and fourth with the Chargers. Despite nine Pro Bowl selections and a Defensive Player of the Year honor, he has never won a playoff game in five appearances.

“You’re chasing that feeling of wanting to win,” Mack said. “I couldn’t give up on that dream and that goal for myself and the franchise.”

Defensive coordinator Jesse Minter said having Mack return “means everything.”

“Khalil is one of the best ever to do it,” he said.

Mack was at the Chargers facility to train in February and March, setting a tone for his teammates.

“The impact that he had on other people to train at his level is pretty incredible,” Minter said. “For young guys to have him around, it just makes everybody better.”

Around the same time Mack re-signed, the Chargers released defensive end Joey Bosa. He later signed with the Buffalo Bills.

“I texted him the other day saying it was weird not having him in the room breaking the silence with his little awkward jokes,” Mack said.

Second-year cornerback Tarheeb Still influenced Mack’s decision to stay.

## Ladd McConkey

### How the Chargers' 'uncoverable' Ladd McConkey is poised to reach greater heights in Year 2

By Daniel Popper  
The Athletic  
August 18, 2025

EL SEGUNDO, Calif. — The Los Angeles Chargers passing offense is going to flow through Ladd McConkey in 2025.

That is not any sort of groundbreaking statement, but it is worth repeating now that the Chargers are less than three weeks away from their season opener in Brazil.

The receivers around McConkey have garnered quite a bit of attention through training camp and the preseason — from Tre' Harris to KeAndre Lambert-Smith to Keenan Allen. Monday's practice, the Chargers' 21st of camp, was a very loud reminder: This is McConkey's room. And after breaking franchise records as a rookie, the 2024 second-round pick is poised to reach even greater heights in his second season.

McConkey carved up the Chargers' reserve defense Monday for six catches, all of them from quarterback Justin Herbert. The Chargers are holding another mock game week this week in practice, as they did last week. So starters on both sides of the ball are facing scout teams composed of backups.

Coach Jim Harbaugh said earlier this camp that McConkey has become "uncoverable" in one-on-one situations. Monday featured example after example of that.

McConkey created separation at all three levels of the field in team drills. His first catch from Herbert went for an explosive gain on an over route in seven-on-seven. Two plays later, he beat defensive back Myles Purchase off the line of scrimmage on a slant route.

Tre' Harris had six catches for 85 yards, KeAndre Lambert-Smith had two explosive receptions and Luke Grimm had a punt return for a TD.

In 11-on-11, McConkey ran a go route down the left sideline. Herbert identified the coverage and fit a throw in between an underneath cornerback and an over-the-top safety for another explosive gain. Later in that period, McConkey sprinted horizontally on a crossing route. Herbert threw his way again. McConkey waited until he was past a zone defender to flash his hands late and haul in the reception.

McConkey beat safety Jaylen Jones on an out route for his fifth catch of the practice, showing off his sharp and deceptive route running. On his sixth catch, McConkey displayed his down-the-field speed, separating from Purchase on a go route down the left sideline for a deep-ball reception.

The only down moment in an otherwise dominant day from McConkey was a drop in the end zone during red zone 11-on-11. He was wide open again on the play.

Last week, McConkey admitted that his "head's not spinning as much" compared to his rookie training camp.

"Last year, (I was) trying to figure it out, whether it's the plays, decisions on your routes, whatever it is," McConkey said. "Now I have a year under my belt. I know what they're expecting for me, a little bit more of what Justin expects. So I feel like just being on the same page and just being able to play fast and more free, I think that's probably the biggest change in my game."

McConkey missed two weeks of practice earlier in camp with an undisclosed injury. He returned to 11-on-11 drills on Aug. 12. McConkey said after that practice that his focus was on "building everything back up, getting in the swing of things, getting my conditioning back where it needs to be."

He had some flashes last week, including four catches from Herbert on Aug. 12 and a red zone touchdown catch on Aug. 13. McConkey then started Saturday's preseason loss to the Los Angeles Rams and had one catch from Herbert for 17 yards.

With Monday's electric practice, the injury feels firmly behind McConkey.

"Excited to keep building," he said.

# Jamaree Salyer

## Chargers training camp, Day 10: Jamaree Salyer working with first team after weight-loss 'journey'

By Daniel Popper  
The Athletic  
July 28, 2025

EL SEGUNDO, Calif. — On Jan. 11, the Los Angeles Chargers lost to the Houston Texans in the first round of the playoffs. The next morning, players returned to the facility to clean out their lockers, attend exit meetings, pack their bags and say their goodbyes before leaving for the offseason.

Offensive lineman Jamaree Salyer was heading east to spend time at home with his family in Atlanta. Before departing, though, Salyer had a conversation that might change the trajectory of his football life.

Chargers executive director of player performance Ben Herbert challenged Salyer to lose weight.

"It's for your career. It's for you," Herbert said, as Salyer recalled. "This is what I would like for you, but it's up to you. It's your career. You control it. It's your destiny."

Those words rang in Salyer's head as he made sweeping changes to his offseason routine, most notably with his diet. He cut out sweets, sugary drinks, late-night eating — "all the stuff that everybody loves," as Salyer described it after a training camp practice last week at The Bolt.

From January to July, Salyer lost 35 pounds. He called it a "journey." According to offensive coordinator Greg Roman, Salyer "made a commitment to being in the best shape he can possibly be." The transformation is leading to improvement, and Salyer is now making a case to start in 2025.

Monday, Salyer was at left guard in team drills with the starting offensive line. Zion Johnson, who had played exclusively with the first team through the first nine practices of camp, played center with the second team. Bradley Bozeman was the first-team center.

"He's a different guy when you subtract 35 pounds of bad weight," Roman said of Salyer. "His ability to move laterally (and) change direction quickly is so much better. ... He's got some really good playing experience. He's got good instincts. He's a big, physical guy that last year, quite frankly, was held back by just the shape he was in."

Salyer started at right guard in the Chargers' playoff loss. It was his fifth start of the season. He had been primarily a depth piece in 2024 while rotating in periodically in short-yardage situations. Starting right guard Trey Pipkins III was unable to play in Houston because of an injury. Salyer was the next man up.

What started as an immense opportunity turned into a tough, grueling learning experience for the 2022 sixth-round pick.

The Chargers offensive line played its worst game of the season. All five starters allowed at least three pressures. Salyer allowed three, including a sack. At times, he looked overmatched by the Houston front, particularly by veteran defensive lineman Denico Autry. As Roman said, "There were a couple plays he'd like to have back."

Salyer, who is entering the final year of his rookie deal, used that film as motivation.

"Everybody plays bad games," said Salyer, who has started 37 games for the Chargers at guard and tackle. "I looked at it, I learned from it, and I just grew. Obviously, I would love for my best games to be in the biggest moments like that, but sometimes that's life. So, taking a situation like that and not letting the Houston game turn into Year 4, and then 'what the hell happened?' and then the end of your career. That's really my biggest thing."

After a couple of weeks of family time, Salyer got to work. Coming from one of the best college programs in football at Georgia, Salyer has never shied away from training. The key was changing his diet.

Salyer would train in the mornings in the Atlanta heat. "You go outside, you start sweating — for big guys," he quipped. He would eat his first meal at noon after his training session. All meals would come between noon and 6 p.m. After that, he would not eat another meal until the following day at noon. At night, Salyer limited his intake to hydration and some occasional fruit.

From Jan. 12 to April 22, when the Chargers reported for Phase 1 of the offseason program, Salyer lost 25 pounds. He lost an additional 10 pounds after returning to the facility and resuming training with Herbert. Salyer is now playing at 332 pounds.

"A new Jamaree," left tackle Rashawn Slater said.

At the facility, the Chargers use an InBody scanner to measure body fat percentage. Salyer bought one to use in Atlanta and track his progress during the offseason.

Salyer has added lean muscle mass and lost body fat. His conditioning has improved dramatically. Salyer believes it will help him "play better later in games."

"I know I can play, obviously. I can play football," Salyer said. "I never worried about that. It's just a matter of being able to play at a high level for four quarters."

Salyer said he is already seeing results in practice. Instead of focusing simply on making it through the exhausting days of training camp, Salyer can home in on the finer details of offensive line play. His conditioning was a hindrance. Now it is an enhancement.

"I got this play, this rep. I know I can give it my best," Salyer said. "What is my assignment? What do I need to be? Where do my hands need to be, my feet? It allows me to break the game down instead of being like, 'Oh, f—, I'm tired. How do I keep pushing?'"

Salyer is just one example of what can be characterized as the Herb Effect. Herbert has now been with the Chargers for a full offseason, and they are starting to see an impact. Salyer

said he has learned the most from Herbert's approach "mentally and psychologically."

"Some things just are, and some things just aren't," Salyer explained. "Life is that simple sometimes. ... You're good or you're not. It was good or it was bad. That's kind of how coach Herb is."

The Chargers have a lot of depth on the interior of their offensive line. Three spots on the line are set. Slater will be at left tackle. Joe Alt will be at right tackle. Mekhi Becton will be at right guard. The other two spots are open. Salyer has planted himself in the mix for the starting left guard job.

"The credit all goes to him," Roman said.

Salyer was challenged, and he accepted.

"I'm proud of where I'm at," he said. "Now it's just maintaining it."

## Tuli Tuipulotu

### Tuli Tuipulotu has arrived for the Chargers, right when they needed him most

By Daniel Popper  
The Athletic  
October 3, 2025

EL SEGUNDO, Calif. — The Tuli Tuipulotu breakout is happening.

Through four games this season, the Los Angeles Chargers edge rusher is performing like one of the best players in the league at his position. Tuipulotu had a career-high four sacks in Sunday's loss at the New York Giants, but the jump he is making in his third NFL season stretches beyond the simple box-score stats.

His flashes of dominance have turned into sustained dominance, particularly as a pass rusher.

After releasing Joey Bosa this past offseason, the Chargers hoped Tuipulotu would move into a more prominent role and emerge as a true star. Tuipulotu is delivering on that hope — and doing so while top Chargers edge rusher Khalil Mack has been sidelined for the last two games with an elbow injury.

"He's a complete player," Mack said this week of Tuipulotu. "He does everything at a high level."

Tuipulotu enters Sunday's game against the Washington Commanders tied for third among edge rushers with 23 pressures this season, according to Pro Football Focus. Only the Green Bay Packers' Micah Parsons and the Houston Texans' Will Anderson have more.

Tuipulotu's pass-rushing efficiency has also skyrocketed. As a rookie in 2023, Tuipulotu produced pressure on 11.9 percent of his pass-rushing snaps, according to TruMedia. That efficiency dropped slightly in 2024 to 10.8 percent. Through four games this season, Tuipulotu is producing pressure on 19.3 percent of his pass-rushing snaps. That ranks eighth among 105 players with at least 75 pass-rush snaps this season, according to TruMedia.

"My mindset, to be honest, is just to play hard," Tuipulotu said this week.

That shows up in how relentless Tuipulotu is in all phases of the game. His best traits are his power and his motor, and he uses them to his advantage. On his first sack Sunday, Tuipulotu drove Giants right tackle Jermaine Eluemunor five yards into the backfield with a ferocious bull rush. Quarterback Jaxson Dart felt the pressure, stepped up and escaped left. Tuipulotu shed Eluemunor and tracked Dart from behind before smothering him with a leaping tackle.

"Sprinting to the ball," Tuipulotu said.

Tuipulotu has been seeing more attention with Mack sidelined. Mack injured his elbow in the first quarter of the Chargers' Week 2 win over the Las Vegas Raiders.

The bona fide elite edge rushers can still perform in these situations — when teams are building their protection plans around neutralizing a

single opposing pass rusher. On Tuipulotu's fourth sack Sunday, the Giants slid their protection to his side. Two players, right guard Greg Van Roten and Eluemunor, were blocking Tuipulotu. He powered through both offensive linemen and sacked quarterback Russell Wilson, who had briefly replaced Dart. Tuipulotu also jarred the ball loose for a fumble.

"Power sets the tone," Tuipulotu said.

It looked like a play Mack would make. And in so many ways, Mack has been the perfect mentor for Tuipulotu. They are both immensely powerful players. Mack shapes his pass rush toolbox around his bull rush, his sharpest tool. Tuipulotu has followed the same blueprint.

Tuipulotu is now seeing how impactful his power can be — how it can turn him into a dominant force down to down.

Mack said seeing that vision materialize on the field is the "special sauce" in becoming an elite edge rusher.

"It's a pocket, it's a groove," Mack said. "He found it, and he's going to stay in it now."

Tuipulotu has always been a physical and disruptive run defender. That has continued this season. On Sunday, he stuffed a rush attempt from Dart on a third-and-goal from the 1-yard line, a key play in the Chargers' fourth-quarter goal-line stand.

Now he is that same consistently disruptive player as a pass rusher. The Chargers are moving him all over the defensive front, and Tuipulotu has been creating pressure as an interior rusher, as well.

"He can do kind of whatever he wants to do out there," Mack said. "Taking whatever they're giving you at the moment, he's great at that, whether it's the power, whether it's the speed rushes, whether it's the counters inside."

Bosa was another mentor for Tuipulotu over his first two seasons. Bosa is one of the best hand-usage technicians in the game. Tuipulotu would ask Bosa for tips to refine his technique.

"I just did it so much that it kind of just happens now," Bosa would reply.

The message: Repetitions cultivate the necessary muscle memory.

With enough banked experience now, Tuipulotu is starting to feel that muscle memory within his own game. He is not thinking about when to swipe to dislodge the hand placement of his opponent. He is just doing it.

"The more I do it," Tuipulotu said, "the more it will work."

Tuipulotu has also refined his preparation. When he first got into the league as a second-round pick in 2023, Tuipulotu heard veterans tell him to "practice like a pro." Initially, Tuipulotu said, he took that "the wrong way."

"That means don't go too hard," Tuipulotu said. "But then now I'm like, I can go hard, I just got to be smart about it."

"You practice how you play," he added. "I'm a true believer in that."

Tuipulotu's practice habits have made an impression on his coaches.

"Guys that do that stuff on a consistent basis — the way they prepare, the way they practice, the way they play — that's the focal point for us," defensive coordinator Jesse Minter said. "So just really trying to get everybody on the page of Tuli, who does this all the time."

Mack has seen Tuipulotu evolve his eating habits, his recovery routine and how he takes care of his body.

"I just believe now that he prepares how he sees himself as a player, which is at an elite level," Minter said. "Tuli is one of our top guys running to the ball every day, one of our top guys in preparation and communication. When you become like that, when you prepare like that, oftentimes it leads to performance like that."

Mack has now been on injured reserve for two games. He must miss two more before he is eligible to return.

When that happens, the Chargers will have a frightening edge-rushing duo.

"It's no secret," Mack said. "It's just hard work, and then when the opportunity comes, going out and displaying what you've been working so hard to do. ... He puts it on film. That's what you want to see."

Tuipulotu has arrived. Just as the Chargers envisioned this offseason.