



## NEWS RELEASE

ONE COWBOYS WAY ★ FRISCO, TEXAS 75034 ★ P: 972.497.4959 ★ WWW.DALLASCOWBOYS.COM

**REGULAR SEASON GAME #2 - SUNDAY, SEPTEMBER 19, 2021**  
**DALLAS COWBOYS AT LOS ANGELES CHARGERS**  
**SoFi Stadium - Los Angeles, Calif. - 3:25 P.M. (CDT)**



### KTVT - CBS11 DFW

Play-By-Play: Jim Nantz  
 Analyst: Tony Romo  
 Sideline Reporter: Tracy Wolfson



### KMVK-FM 107.5 Mega

Play-By-Play: Victor Villalba  
 Analyst: Luis Perez



### KRLD-FM 105.3 THE FAN

Play-By-Play: Brad Sham  
 Analyst: Babe Laufenberg  
 Sideline Reporter: Kristi Scales



### COMPASS MEDIA (National)

Play-By-Play: Kevin Ray  
 Analyst: Danny White

## PUBLIC RELATIONS CONTACTS

Rich Dalrymple ..... 972-497-4953 ..... rdalrymple@dallascowboys.net  
 Scott Agulnek ..... 972-497-4956 ..... sagulnek@dallascowboys.net  
 Joe Trahan ..... 972-497-4552 ..... jtrahan@dallascowboys.net  
 Dave Abbruzzese ..... 972-497-4355 ..... dabbruzzese@dallascowboys.net  
 Emily Robbins ..... 972-497-4359 ..... erobbins@dallascowboys.net  
 Whitney Faulkner ..... 972-497-4955 ..... wfaulkner@dallascowboys.net  
 Bronte Hermesmeier ..... 972-497-4252 ..... bhermesmeier@dallascowboys.net

## QUICK FACTS:



DALLAS COWBOYS (0-1)  
 AT  
 LOS ANGELES CHARGERS (1-0)  
**Regular Season Series Record:**  
 Dallas leads the series 6-5



### Last Meeting:

Los Angeles 28, @ Dallas 6, Nov. 23, 2017

### Last Meeting in Los Angeles:

Los Angeles 30, Dallas 21, Sept. 29, 2013 (in San Diego)

### Last Cowboys Win:

Dallas 28, @ Los Angeles 24, Sept. 11, 2005 (in San Diego)

### Series Streak:

The Chargers have won the last three matchups.

## ★ COWBOYS PR ON TWITTER ★

The official Twitter account of the Dallas Cowboys Public Relations team (@DallasCowboysPR) will provide pertinent stats, information, transactions, game updates and more throughout the week and on gameday. Follow us for the most up-to-date info related to the Cowboys organization.

## ★ BY THE NUMBERS ★

**4**

The Dallas defense forced four takeaways in Week 1 against Tom Brady and the Tampa Bay Buccaneers, tying its single-game high from a season ago (at Phi, 11/1/20 and vs. SF, 12/20/20).

**13**

Amari Cooper caught 13 passes in the season opening game at Tampa Bay, setting a record for the most catches by a Cowboys player in the first game of a season.

**400**

Dak Prescott started the 2020 season in historic fashion, setting a NFL record for consecutive games with 450 passing yards (three). By adding another 400-yard game in the first week of 2021, Prescott became the first player in NFL history to throw for 400 yards four times in a five game span.

## ★ THIS WEEK'S SCHEDULE ★

### Wednesday, Sept. 15

10:30 a.m. Coach McCarthy press conference (2M media)  
 11:40 a.m. First portion of practice open  
 1:30 p.m. Player availability

### Thursday, Sept. 16

10:30 a.m. Coach McCarthy press conference (2M media)  
 11:15 a.m. First portion of practice open  
 1:30 p.m. Player availability

### Friday, Sept. 17

10:30 a.m. Coach McCarthy press conference (2M media)  
 2:30 p.m. Player availability (virtual)

### Saturday, Sept. 18

Team travel to Los Angeles

### Sunday, Sept. 19

3:25 p.m. Dallas Cowboys at Los Angeles Chargers

## ★ DALLAS COWBOYS OMG ★

The Cowboys launched a new media website at [www.NFLOMG.com](http://www.NFLOMG.com). Please follow the link and click on the Cowboys logo to access the team's page. For access, please send an email request to [dcpr@dallascowboys.net](mailto:dcpr@dallascowboys.net).

The Cowboys NFL OMG site will contain the complete 2021 Media Guide, all weekly game notes and packets, player bios and rosters, Cowboys staff information and bios, weekly flip cards, a game tracker, all team and individual records and statistics, historical information, daily press releases and much more. The packets and media guide are updated weekly during the season and available in a PDF format for printing purposes. On gamedays, the site will host live statistics, updated player notes, postgame quotes and more. For guest access to the site, please use:

**username:** cowboysguest  
**password:** cowboys2021

## ★ TABLE OF CONTENTS ★

Radio and TV broadcast info .....	1
Dallas Cowboys media schedule .....	1
Dallas Cowboys OMG info .....	1
Cowboys PR contact info .....	1
Dallas Cowboys 2021 schedule .....	2
Dallascowboys.com .....	2
Cowboys Round Up Week 2 .....	3
What to watch for .....	4
Mike McCarthy Facts and Figures .....	5
2021 Coaching Staff .....	5
Mike McCarthy coaching record .....	6
Head coach bios .....	6
2021 opponents .....	7
2021 NFL Draft .....	7
2021 free agency .....	7
Team Captains .....	7
Player highlights .....	8
Series history .....	8
AT&T Stadium stats and figures .....	9
A Championship Tradition .....	10
Pro Bowl Numbers .....	10
Individual Notes .....	11-31
Dak Prescott .....	11-16
Ezekiel Elliott .....	17-20
Tony Pollard .....	20
Amari Cooper .....	21-22
CeeDee Lamb/Wide Receivers .....	23-24
Offensive Notes .....	25-26
Micah Parsons .....	26
DeMarcus Lawrence/Pass Rush .....	27
Randy Gregory/Trevon Diggs .....	28
Defensive Notes .....	29
Greg Zuerlein .....	30
Special Teams Notes .....	30
2020 Regular Season Stats .....	31
2020 Defensive Stats .....	32
Unofficial Depth Chart .....	33
Pronunciation Guide .....	33
Coaching Staff .....	33
Alphabetical Roster .....	34
Numerical Roster .....	35
Positional Roster .....	36
How The Cowboys Were Built .....	37
Contract Status .....	37
Contract Analysis .....	38
When The Cowboys Were Built .....	39
Transactions by Date .....	40
Transactions by Player .....	41
Non Media Guide Bios .....	42-47

## ★ DALLAS COWBOYS 2021 SCHEDULE ★

The Cowboys schedule currently features five games that will be broadcast nationally in primetime, including two from AT&T Stadium. In addition to the two primetime games at AT&T Stadium - one on ESPN and one on NBC - and the club's annual Thanksgiving Day national appearance (this year on CBS), the Cowboys will make three national appearances in primetime on the road, one on NBC Thursday night, one on NBC's Sunday Night Football, and once on Thursday night on Fox/NFL Network/Amazon.

The Cowboys play five games against teams that qualified for the 2020 playoffs - Kansas City, New Orleans, Tampa Bay and Washington (twice). Additionally, for the 19th time in the organization's history, second consecutive, the Cowboys will open and close the season on the road. This will be fifth time in the last 11 years Dallas opens and closes the year away (2011, 2012, 2018, 2020).

This season marks the seventh time - second time in the last three seasons - that the Cowboys will face both Super Bowl participants from the previous season:

Years	Teams	Years	Teams
2021	KC and TB*	1995	SD and SF*
2019	LAR and NE*	1973	MIA* and WAS
2015	NE* and SEA	1970	KC* and MIN
2010	IND and NO*		

\* indicates Super Bowl champion

The NFL also introduced its expanded regular season in 2021 with a 17th game. This season pairs Dallas with its same place finisher from the AFC East (New England).

DATE	REGULAR SEASON (TV)	KICKOFF
Thurs., Sept. 9	@ Tampa Bay (NBC)	7:20 p.m.
Sun., Sept. 19	@ LA Chargers (CBS)	3:25 p.m.
Mon., Sept. 27	PHILADELPHIA (ESPN)	7:15 p.m.
Sun., Oct. 3	CAROLINA (FOX)	Noon
Sun., Oct. 10	N.Y. GIANTS (FOX)	3:25 p.m.
Sun., Oct. 17	@ New England (CBS)	3:25 p.m.
Sun., Oct. 24	BYE	
Sun., Oct. 31	@ Minnesota (NBC)*	7:20 p.m.
Sun., Nov. 7	DENVER (FOX)	Noon
Sun., Nov. 14	ATLANTA (FOX)	Noon
Sun., Nov. 21	@ Kansas City (FOX)	3:25 p.m.
Thurs., Nov. 25	LAS VEGAS (CBS)	3:30 p.m.
Thurs., Dec. 2	@ New Orleans (FOX/NFLN/Amazon)**	7:20 p.m.
Sun., Dec. 12	@ Washington (FOX)	Noon
Sun., Dec. 19	@ N.Y. Giants (FOX)	Noon
Sun., Dec. 26	WASHINGTON (NBC)*	7:20 p.m.
Sun., Jan. 2	ARIZONA (FOX)	Noon
Sun., Jan. 9	@ Philadelphia (FOX)	Noon

### Home Games in BOLD

Game times and television broadcasts are subject to change

\* Sunday night games in Weeks 5-17 subject to change, Week 18 game TBD

\*\* NFL Network and Amazon simulcast subject to change

## ★ DALLASCOWBOYS.COM ★



The Dallas Cowboys official website is your one-stop shop for all breaking news, analysis and opinion, along with unique X's and O's breakdown featured in written content, videos and radio podcasts. DallasCowboys.com offers the best collection of timely articles, press conferences and videos, combined with the best spot to purchase tickets and order merchandise from the Cowboys Pro Shop. From the latest news to the latest apparel, there is no better place to visit than DallasCowboys.com.

To view the latest press conferences featuring coaches, player interviews from daily locker room sessions, radio interviews with Cowboys front office executives and Dallas Cowboys game highlights, visit <https://www.dallascowboys.com/all-media/>



@dallascowboys



/dallascowboys



@dallascowboys



@dallascowboys



# Round Up

A look at this week's top storylines



at



Dallas Cowboys (0-1) at Los Angeles Chargers (1-0) • Sunday, Sept. 19, 2021 3:25 p.m. CDT



## Player Spotlight 4 Dak Prescott

★ Dak Prescott is coming off a 403-passing yard performance in Week 1 at Tampa Bay (9/9), which combined with three 400-yard games in his final four performances in 2020 makes him the first player in NFL history with four 400-yard games in a five game span:

### Dak Prescott 400-Yard Passing Games - 2020/21

Date/Opp	Pass Yards
9/20/20 vs. Atlanta	450
9/27/20 at Seattle	472
10/4/20 vs. Cleveland	502
10/11/20 vs. N.Y. Giants*	166
9/9/21 at Tampa Bay	403

*\*Missed remainder of season due to injury*

★ Prescott now has eight career 400-yard games, the most by any quarterback since 2016 and the second-most by any passer in the first six seasons of a career:

### Most 400-Yard Passing Performances, First Six Seasons

Player	Seasons	400-Yd Games
Dan Marino	1984-88	9
<b>Dak Prescott</b>	<b>2016-21</b>	<b>8</b>
Matt Stafford	2009-13	6
Patrick Mahomes	2018-21	5

## SCOUTING REPORT

**197** The Cowboys lead the NFL with 197 yards after the catch in 2021 (YAC), and the Chargers defense ranks second in the league with only 43 YAC allowed after one week.

**20** The LA Chargers had 20 plays of 10-plus yards on offense in Week 1 - second-most in the NFL - while Dallas ranks third with 18 plays of 10-plus yards.

## ★ WHAT TO WATCH FOR IN WEEK 2 ★

4

### DAK PRESCOTT

- \* Dak Prescott opened up the 2021 season with 403 yards through the air. Prescott has surpassed 400 passing yards in four of his last five contests - dating back to the first five games of 2020 before his season-ending injury - becoming the first player in NFL history to do so.
- \* Prescott has recorded eight career 400-yard passing games, the most in franchise history and tied for 10th all-time in league history with Carson Palmer. With one more 400-yard performance, he would tie Eli Manning and Aaron Rodgers for eighth in NFL history.
- \* Prescott tied a career-high 58 pass attempts in the Week 1 loss to Tampa Bay. With 28 passes against the Chargers, Prescott total the most throws in the first two games of franchise history.
- \* With three touchdown passes, Prescott would notch his 20th career game with three-plus touchdowns through the air, tying Danny White for second all-time in team history.

7

### TREVON DIGGS

- \* Second-year cornerback Trevon Diggs has four career interception in just 13 games. With another interception, Diggs would tie Derek Ross and Charlie Waters (14 games) as the third-fastest in team history to reach five interceptions.
- \* Diggs was thrown at five times during Week 1 and gave up one reception, per Pro Football Focus. He was one-of-three corners in the NFL that finished with a coverage percentage of 80% - min. 5 targets.

19

### AMARI COOPER

- \* Amari Cooper caught a career-high 13 passes in Week 1. With 10 catches this week, Cooper would become the first Cowboy since Miles Austin (2010) - third all-time - to record back-to-back games with 10-plus receptions. He would also move into a tie for second in team history with seven games of 10-or-more receptions.
- \* With a 100-yard performance against the Chargers, Cooper would move into a tie for eighth in franchise history for most 100-yard receiving games (12).
- \* Cooper tallied four third down conversions last week, tied for second among all NFL receivers in Week 1.
- \* Cooper is one-of-five active pass catchers to have at least 1,000 receiving yards in each of the last three seasons, joining Mike Evans, Travis Kelce, DeAndre Hopkins and Stefon Diggs.

21

### EZEKIEL ELLIOTT

- \* Ezekiel Elliott finished the 2020 season with 1,317 scrimmage yards. With another 1,000 scrimmage yards in 2021, he would become the second Cowboys player to record at least 1,000 scrimmage yards in each of his first six seasons, joining Emmitt Smith.
- \* Elliott has 46 career touchdowns and needs just one score to tie Marion Barber (47) for the third-most rushing touchdowns in team history.

88

### CEEDEE LAMB

- \* CeeDee Lamb caught three passes of 20-or-more yards in Week 1, tied for second in the NFL behind Tyreek Hill (four).
- \* Lamb can become the fastest player in Cowboys history to reach 100 career receptions if he records 19 catches by Week 13 at New Orleans (Jason Witten, 28 games).
- \* Last week Lamb became the second-fastest Cowboy to reach 1,000 career receiving yards (17 games), behind only Bob Hayes' 13 games.
- \* Lamb has the chance to become the second Cowboy to record four 100-yard receiving games in the first 18 contests of a career - Bob Hayes (five).

90

### DeMARCUS LAWRENCE

- \* DeMarcus Lawrence led the Cowboys defensive line in Week 1 with six tackles and a forced fumble. Lawrence third in team history with 15 forced fumbles and needs six more to tie Greg Ellis for second (21).
- \* As a major force in the Cowboys run defense, Lawrence ranked seventh among NFL edge defenders in Week 1 in run stop percentage (22.2%), per PFF.



### DALLAS COWBOYS

- \* The Dallas defense leads the NFL with four takeaways after one week of play. The Cowboys 20 takeaways in the last seven games, dating back to Week 12 of the 2020 season, are the most in the NFL.
- \* The Cowboys offense recorded 451 total yards at Tampa Bay last week. Dallas has surpassed the 400-yard mark in each of the last five games Prescott has started.
- \* Historically, Dallas responds well after suffering a loss in Week 1. Since 2010, the Cowboys are 5-1 in games following a season-opening loss and have a 14-6 all-time record after losing their first game.

# MIKE MCCARTHY

**Head Coach  
2020-21**



## ★ WINNING HEAD COACH ★

The Dallas Cowboys named Mike McCarthy the ninth head coach in franchise history on Jan. 5, 2020. Along with 13 years of head coaching experience and 13 additional years as an assistant coach in the NFL, McCarthy came to Dallas with a 125-77-2 regular season coaching record - all with the Green Bay Packers (2006-18).

After a 6-10 record in 2020 and a 0-1 start to 2021 he owns the sixth-most wins (29th all-time) and seventh-highest winning percentage among qualifying active NFL coaches. His teams have qualified for the postseason nine times, won six NFC North Division titles, made four NFC Championship Game appearances and took home a Super Bowl XLV championship.

### Most Regular Season Wins by Active Head Coach

Coach	Years	Won	Loss	Tied	Pct
Bill Belichick.....	1991-2021	280	137	0	.671
Andy Reid.....	1999-2021	222	130	1	.630
Mike Tomlin.....	2007-2021	146	78	1	.651
Pete Carroll.....	1994-2021	146	94	1	.608
Sean Payton.....	2006-2021	143	81	0	.638
<b>Mike McCarthy.....</b>	<b>2006-2021</b>	<b>131</b>	<b>88</b>	<b>2</b>	<b>.597</b>
John Harbaugh.....	2008-2021	129	80	0	.617
Jon Gruden.....	1998-2021	115	110	0	.511

## ★ 2021 COACHING STAFF ★

**Mike McCarthy** ..... **Head Coach**  
**Rob Davis** ..... **Asst. Head Coach**

**Kellen Moore** ..... **Offensive Coordinator**  
**Joe Philbin** ..... **Offensive Line**  
**Jeff Blasko** ..... **Asst. Offensive Line**  
**Adam Henry** ..... **Wide Receivers**  
**Lunda Wells** ..... **Tight Ends**  
**Skip Peete** ..... **Running Backs**  
**Doug Nussmeier** ..... **Quarterbacks**  
**Chase Haslett** ..... **Quality Control - Offense**

**Dan Quinn** ..... **Defensive Coordinator**  
**Aden Durde** ..... **Defensive Line**  
**Leon Lett** ..... **Asst. Defensive Line**  
**Scott McCurley** ..... **Linebackers**  
**George Edwards** ..... **Senior Defensive Assistant**  
**Joe Whitt Jr.** ..... **Passing Game Coord./Secondary**  
**Al Harris** ..... **Defensive Backs**  
**Cannon Matthews** ..... **Quality Control - Defense**

**John Fassel** ..... **Special Teams Coordinator**  
**Matt Daniels** ..... **Asst. Special Teams**

**Scott Tolzien** ..... **Coaching Assistant**

**Harold Nash Jr.** ..... **Strength and Conditioning Coordinator**  
**Kendall Smith** ..... **Asst. Strength and Conditioning**  
**Cedric Smith** ..... **Asst. Strength and Conditioning**

**Ryan Feder** ..... **Quality Control/Analytics**  
**Justin Rudd** ..... **Video/Analytics**  
**Eric Simonelli** ..... **Quality Control/Analytics**  
**Kyle Valero** ..... **Quality Control/Analytics**

## ★ FIRST YEAR FINISHES ★

In 2020 Mike McCarthy helped guide the Cowboys team to key finishes in several areas:

<b>7<sup>th</sup></b>	<b>Pass Yards-Per-Game (281.7)</b>
<b>3<sup>rd</sup></b>	<b>Passing Completions (413)</b>
<b>6<sup>th</sup></b>	<b>Explosive Plays (10+ Yds - 238)</b>
<b>15<sup>th</sup></b>	<b>Scoring Efficiency (40.6%)</b>
<b>9<sup>th</sup></b>	<b>Scrimmage Yards-Per-Game (393.7)</b>

**23** Takeaways - seventh in the NFL and most by a Cowboys defense since 2014.

## ★ MCCARTHY'S RECORD WHEN... ★

Below is a look at McCarthy's head coaching record under several different circumstances:

Regular season .....	131-88-2
Postseason .....	10-8
Overall .....	141-96-2

	Regular	Post
September .....	30-18-1	
October .....	33-18	
November .....	26-32-1	
December .....	38-19	
January .....	4-2	9-8
February .....		1-0
Playing at home .....	77-31-2	5-3
Playing on the road .....	54-57	5-5
Playing at AT&T Stadium .....	5-4	2-0
Playing in prime time .....	29-32	3-1
Thursday .....	10-7	
Saturday .....	1-1	3-2
Sunday .....	112-69-2	7-6
Monday .....	8-10	
Tuesday .....	0-1	
Playing against the NFC East .....	17-14	5-2
Playing against the NFC .....	99-61-2	9-8
Playing against the AFC .....	31-24	1-0
Playing on grass surface .....	100-52-2	7-6
Playing on artificial surface .....	31-36	3-2
Post Bye .....	10-4	
Post Bye Home .....	4-1	
Post Bye Road .....	6-3	
When scoring 30-plus points .....	75-8	6-2
When team scores first .....	90-34-2	4-2
When team leads at halftime .....	103-21-1	9-2

# ★ MCCARTHY'S HEAD COACHING RECORD AND COACHING EXPERIENCE ★

Year	Team	Regular Season				Result	Postseason			
		W	L	T	Pct.		W	L	Pct.	Result
2006	Green Bay.....	8	8	0	.500	2nd NFC North				
2007	Green Bay.....	13	3	0	.813	1st NFC North	1	1	.500	NFC Championship Game
2008	Green Bay.....	6	10	0	.375	3rd NFC North				
2009	Green Bay.....	11	5	0	.688	2nd NFC North	0	1	.000	Wild Card Game
2010	Green Bay.....	10	6	0	.625	2nd NFC North	4	0	1.000	Super Bowl XLV
2011	Green Bay.....	15	1	0	.938	1st NFC North	0	1	.000	Divisional Game
2012	Green Bay.....	11	5	0	.688	1st NFC North	1	1	.500	Divisional Game
2013	Green Bay.....	8	7	1	.531	1st NFC North	0	1	.000	Wild Card Game
2014	Green Bay.....	12	4	0	.750	1st NFC North	1	1	.500	NFC Championship Game
2015	Green Bay.....	10	6	0	.625	2nd NFC North	1	1	.500	Divisional Game
2016	Green Bay.....	10	6	0	.625	1st NFC North	2	1	.667	NFC Championship Game
2017	Green Bay.....	7	9	0	.438	3rd NFC North				
2018	Green Bay.....	4	7	1	.375					
2020	Dallas.....	6	10	0	.375	3rd NFC East				
2021	Dallas.....	0	1	0	.000					
<b>Totals</b>		<b>131</b>	<b>88</b>	<b>2</b>	<b>.597</b>		<b>10</b>	<b>8</b>	<b>.556</b>	

Year	Position, Team
1987-88.....	Graduate Assistant, Fort Hays State
1989-91.....	Graduate Assistant, Pittsburgh
1992.....	Wide Receivers, Pittsburgh
1993-94.....	Offensive Quality Control, Kansas City Chiefs
1995-98.....	Quarterbacks, Kansas City Chiefs
1999.....	Quarterbacks, Green Bay Packers
2000-04.....	Offensive Coordinator, New Orleans Saints
2005.....	Offensive Coordinator, San Francisco 49ers
2006-18.....	Head Coach, Green Bay Packers
2020-21.....	Head Coach, Dallas Cowboys

McCarthy vs. NFL				
Team	W	L	T	PCT.
Arizona	3	3	0	0.500
Atlanta	4	4	0	0.500
Baltimore	2	2	0	0.500
Buffalo	2	2	0	0.500
Carolina	3	3	0	0.500
Chicago	18	7	0	0.720
Cincinnati	2	2	0	0.500
Cleveland	3	1	0	.750
Dallas	5	3	0	0.625
Denver	2	1	0	0.667
Detroit	18	7	0	0.720
Houston	2	1	0	0.667
Indianapolis	1	2	0	0.333
Jacksonville	2	1	0	0.667
Kansas City	2	1	0	0.667
LA Chargers	3	0	0	1.000
LA Rams	5	3	0	0.625
Miami	3	1	0	0.750
Minnesota	16	9	2	0.640
New England	1	3	0	0.250
New Orleans	2	4	0	0.333
NY Giants	5	3	0	0.625
NY Jets	2	1	0	0.667
Oakland	3	0	0	1.000
Philadelphia	5	3	0	0.625
Pittsburgh	0	4	0	0.000
San Francisco	6	2	0	0.750
Seattle	5	5	0	0.500
Tampa Bay	3	3	0	0.500
Tennessee	1	2	0	0.333
Washington	2	5	0	0.285
<b>Totals</b>	<b>131</b>	<b>88</b>	<b>2</b>	<b>0.597</b>

## ★ HEAD COACHES ★

### MIKE MCCARTHY (131-88-2, 15th Year, 6-11 with Dallas)

The Dallas Cowboys named Mike McCarthy the ninth head coach in franchise history on Jan. 8, 2020, handing the reigns of the team to an innovative offensive mind with a championship pedigree.

McCarthy has 14 years of head coaching experience – 13 with Green Bay and one with Dallas – along with 13 years as an assistant coach in the NFL, including six as an offensive coordinator.

As a head coach, McCarthy has racked up a 131-88-2 regular season coaching record, and he owns the sixth-most wins (27th all-time) among active NFL coaches. His teams have qualified for the postseason nine times, won six NFC North Division titles, made four NFC Championship Game appearances and took home a Super Bowl XLV championship held at AT&T Stadium in Arlington, Texas, following the 2010 NFL season.

In his first season with the Cowboys, McCarthy's plan to install a new culture in Dallas was halted by the COVID-19 pandemic. Due to COVID protocols, McCarthy's first offseason with the Cowboys included no in-person meetings or practices. When the 2020 season came around, McCarthy's challenges continued. He watched his franchise quarterback Dak Prescott suffer a devastating season-ending injury in Week 5, along with having to implement eight different starting offensive line combinations due to injuries up front. Despite the hurdles, the 2020 Dallas Cowboys were in position to win the NFC East entering Week 17 but came up just short.

During his time in Green Bay, McCarthy was known as a prolific offensive mind and the primary play-caller for the Packers. McCarthy's offense finished fourth in the NFL in total offense and third in points-per-game through his 14-year stint with the club.

McCarthy is only the fourth head coach in NFL history to lead a single franchise to eight or more consecutive playoff appearances, joining Tom Landry, Chuck Noll and Bill Belichick. Those eight appearances from 2009-16 were more than the rest of the NFC North Division combined over that span (Minnesota, three; Detroit, three; Chicago, one).

McCarthy's nine playoff appearances overall are the most by a Packers coach since the NFL postseason began in 1933, and he guided the Packers to a franchise-record fourth consecutive division title in 2014. With the victory over Dallas in the 2016 playoffs, McCarthy surpassed Vince Lombardi and Mike Holmgren for the most playoff victories in team history (10).

### BRANDON STALEY (1-0, 1st Year)

The Los Angeles Chargers hired Brandon Staley as the 17th head coach in franchise history on Jan. 17, 2021, giving the keys to a young coach with one of the most progressive defensive minds in football.

Staley previously served as the defensive coordinator with the LA Rams in 2020, where he led the top-ranked defense in the NFL. The Rams ranked No. 1 in total defense, pass defense and scoring defense while finishing the year as the third-best run defense. Staley, who turned 38 years old last December, improved the Rams defense by more than four points-per-game from 2019 to post the best single-season average allowed by the team in 20 years.

Staley enters 2021 with four years of NFL coaching experience, spending time as the outside linebackers coach in Chicago (2017-18) and Denver (2019), along with his one-year stint at the Rams. While working with Vic Fangio in Denver, Staley helped the Broncos defense lead the NFL in red zone scoring. Staley was also part of a staff in Chicago in 2018 that coached the top-ranked scoring defense in the NFL (17.7 points-per-game).

Staley brought his innovative defensive style to the NFL after coaching for 11 years in the collegiate ranks. Prior to landing in the NFL, Staley spent three seasons (2013, 2015-16) as the defensive coordinator at John Carroll, a NCAA Division III school located in University Heights, Ohio. While at John Carroll, Staley earned National Coordinator of the Year in 2016 after leading his unit to third in the nation in total defense (218.0 yards-per-game) and fourth in scoring defense (12.6 points-per-game).

Staley earned his first defensive coordinator job at Hutchison Community College in 2010. During his two seasons in Hutchison, Kansas, Staley helped develop Cordarrelle Patterson, Markus Golden and De'Vondre Campbell into NFL Draft picks.

Staley played quarterback at Dayton, where he started from 2003-04 and helped the Flyers post a 16-5 record in that span. He ended his collegiate playing career in 2005 at Mercyhurst College playing alongside his twin brother, Jason.

## ★ 2021 OPPONENTS ★

By finishing third in the NFC East, the Dallas Cowboys finalized their 2021 opponents. In addition to facing the NFC East, Dallas will take on the NFC South and AFC West. Dallas will also play the third place teams from the NFC West and the NFC North:

Home		Away	
Arizona	Las Vegas	Kansas City	New Orleans
Atlanta	N.Y. Giants	LA Chargers	N.Y. Giants
Carolina	Philadelphia	Minnesota	Philadelphia
Denver	Washington	New England	Tampa Bay
			Washington

Beginning in 2021 each team will play 17 regular season games and three preseason games for the first time, marking the first change to the season structure since the 1978 campaign ushered in an era of 16 regular season and four preseason games. The 17th game will feature teams from opposing conferences that finished in the same place within their division the previous season. The AFC was determined to be the home conference for the 17th game in 2021, meaning the Dallas Cowboys will face the New England Patriots in Foxboro as their added opponent this season.

## ★ 2021 DRAFT PICKS ★

The Dallas Cowboys had 11 total picks in the 2021 NFL Draft. Below is a snapshot of Dallas' 2021 Draft Class:

### 2021 Draft Choices

RND. (#)	PLAYER	POS.	COLLEGE
1. (12)	Micah Parsons	LB	Penn State
2. (44)	Kelvin Joseph	CB	Kentucky
3. (75)	Osa Odighizuwa	DT	UCLA
3. (84)	Chauncey Golston	DE	Iowa
3. (99)	Nahshon Wright	CB	Oregon State
4. (115)	Jabril Cox	LB	Louisiana State
4. (138)	Josh Ball	T	Marshall
5. (179)	Simi Fehoko	WR	Stanford
6. (192)	Quinton Bohanna	DT	Kentucky
6. (227)	Israel Mukuamu	S	South Carolina
7. (238)	Matt Farniok	G	Nebraska

All 11 of Dallas' draft picks made the initial 53-man roster (Kelvin Joseph and Josh Ball were placed on Reserve/Injured after making the initial 53), the second-consecutive year that Dallas had all its draft choices make the team out of training camp, and the eighth time since 1989.

The Cowboys did not have a rookie free agent player from 2021 make the initial roster, the first time there have been no undrafted free agents make the team since 2016.

## ★ NFC EAST STANDINGS ★

Team	W	L	T	Home	Road	Div.	Con.	PF	PA
Philadelphia	1	0	0	0-0	1-0	0-0	1-0	32	6
Washington	0	1	0	0-1	0-0	0-0	0-0	16	20
New York	0	1	0	0-1	0-0	0-0	0-0	13	27
<b>Dallas</b>	<b>0</b>	<b>1</b>	<b>0</b>	<b>0-0</b>	<b>0-1</b>	<b>0-0</b>	<b>0-1</b>	<b>29</b>	<b>31</b>

## ★ 2021 TEAM CAPTAINS ★

The Dallas Cowboys select three team captains weekly throughout the season, as chosen by the team prior to that week's game. Below are the captains from each week of the 2021 season:

### 2021 Dallas Cowboys Captains

#### Week 1 - at Tampa Bay

Offense .....Dak Prescott  
Defense .....Randy Gregory  
Special Teams .....Darian Thompson

## ★ 2021 FREE AGENCY ★

At the end of the 2020 season, the Dallas Cowboys had 22 players slotted for free agency - 17 unrestricted, four restricted and one exclusive rights. The Cowboys added eight free agents from other teams in 2021 free agency - which represents the most signings by the Cowboys in any year of free agency since its inception in 1994. Dallas also lost eight of its own free agents to other teams, while signing back six. Below is a list of Dallas' free agent re-signings, additions and losses:

### Free Agent Re-signings (8)

Noah Brown .....WR  
Ron'Dell Carter .....DT  
C.J. Goodwin .....CB  
Jourdan Lewis .....CB  
Dak Prescott .....QB  
Malik Turner .....WR  
Cedrick Wilson (RFA) ....WR  
Antwaun Woods (RFA) ...DT

### Free Agent Losses (8)

Chidobe Awuzie (Cin)....CB  
Blake Bell (KC).....TE  
Andy Dalton (Chi).....QB  
Cam Erving (Car) .....T  
Greg Senat (Cle) .....T  
Aldon Smith (Sea) .....DE  
Joe Thomas (Hou).....LB  
Xavier Woods (Min).....FS

### Free Agent Additions (8)

Tarrell Basham .....DE  
Damontae Kazee .....FS  
Jake McQuaide .....LS  
Keanu Neal .....S/LB  
Ty Nsekhe .....T  
Jeremy Sprinkle .....TE  
Brent Urban .....DT  
Carlos Watkins .....DT

The Cowboys previous high for free agent signings was seven in 2012, and the most players they've lost in free agency was 11 in 1995 and 2017:

### Most Free Agent Additions

2021 .....8  
2012 .....7  
2006 .....6  
2003 .....6

### Most Free Agent Losses

1995 .....11  
2017 .....11  
2021 .....8  
2020 .....8  
2015 .....8  
1994 .....8

## ★ 2020/2021 STAT COMPARISON ★

(Dallas League Ranking)

	2021	2020
Record	0-1	6-10
Scoring Avg. (NFL rank)	29.0 (12)	24.7 (17)
Opp. Scoring Avg. (NFL rank)	31.0 (23)	29.6 (28)
Total Off. (NFL rank)	451.0 (3)	371.8 (14)
Rushing Off. (NFL rank)	60.0 (28)	111.8 (17)
Passing Off. (NFL rank)	391.0 (2)	260.1 (8)
Total Def. (NFL rank)	431.0 (25)	386.4 (23)
Rushing Def. (NFL rank)	52.0 (3)	158.8 (31)
Passing Def. (NFL rank)	379.0 (30)	227.6 (11)
Kickoff Return Avg.	0.0 (24)	26.1 (3)
Punt Return Avg.	7.0 (15)	9.1 (13)
Turnover Margin	+3(1t)	-3 (21t)
Penalties	8	96
Penalty Yards	55	849

## ★ DATING GAME ★

This week's game against the Los Angeles Chargers will be played on Sept. 19. In the 61-plus years of Cowboys football, there have been nine Sept. 19 games. The Cowboys hold a 6-3 record when playing on Sept. 19. Dallas' first-ever Sept. 19 game came in 1965, a 31-2 win over the N.Y. Giants, while its last Sept. 19 game was a 20-27 loss against Chicago in 2010.

Date	Opp/ Loc.	Dal W/L	Score	Date	Opp/ Loc.	Dal W/L	Score
9/19/65	NYG	W	31-2	9/19/94	Det	L(OT)	17-20
9/19/71	@Buf	W	49-37	9/19/04	Cle	W	19-12
9/19/76	@NO	W	24-6	9/19/05	Was	L	13-14
9/19/82	@STL	W	24-7	9/19/10	Chi	L	20-27
9/19/93	@Pho	W	17-10				

## ★ PLAYER HIGHLIGHTS ★

### Amari Cooper - WR

Played in seven games against the Chargers while with Oakland and recorded 23 receptions for 462 yards and three touchdowns. He has three touchdown receptions of 50 yards or more, and his 20.1 yards-per-catch is the second-most of any opponent he has played - 20.4 against Green Bay.

### Malik Hooker - S

In his one appearance against the Chargers in 2019, racked up five tackles, one pass breakup and an interception.

### DeMarcus Lawrence - DE

Notched four tackles and one tackle for loss in the 2017 contest against the LA Chargers.

### Keanu Neal - LB

Played the Chargers twice while in Atlanta, tallying 13 tackles and one pass breakup.

### Dak Prescott - QB

In his lone appearance against the Chargers in 2017, completed 20-of-27 passes for 179 yards and two interceptions.

### Jaylon Smith - LB

Recorded six tackles and a tackle for loss in one career game.

## ★ 2021 STAT COMPARISON ★

(league ranking)

	Cowboys	Chargers
Record.....	0-1	1-0
Scoring Avg. (NFL rank) .....	29.0 (12)	20.0 (20)
Opp. Scoring Avg. (NFL rank).....	31.0 (23)	16.0 (7t)
Total Off. (NFL rank) .....	451.0 (3)	424.0 (9)
Rushing Off. (NFL rank).....	60.0 (28t)	90.0 (19)
Passing Off. (NFL rank).....	391.0 (2)	334.0 (5)
Total Def. (NFL rank) .....	431.0 (25)	261.0 (2)
Rushing Def. (NFL rank).....	52.0 (3)	126.0 (21)
Passing Def. (NFL rank).....	379.0 (30)	133.0 (1)
Kickoff Return Avg. ....	0.0 (24t)	17.5 (15t)
Punt Return Avg. ....	7.0 (15t)	3.0 (25t)
Turnover Margin .....	+3(1t)	-3 (21t)
Penalties.....	8	96
Penalty Yards .....	55	849

## ★ DALLAS VS. AFC ★

The Dallas Cowboys record against opponents in the AFC is 104-84 since the NFL merger in 1970, the second-most wins and the highest winning percentage (.553) by an NFC club. This is Dallas' first game against the AFC in 2021.

### NFC Team With Most Wins Vs. AFC - Since NFL Merger

Team	W	L	T	Win%
San Francisco.....	106	89	0	.544
<b>Dallas.....</b>	<b>104</b>	<b>84</b>	<b>0</b>	<b>.553</b>
Philadelphia .....	103	83	3	.553
St. Louis/LA Rams.....	98	95	0	.508
Minnesota .....	96	95	0	.503

\*Seattle has 182 wins against AFC since 1970, but the team was a member of the AFC from 1977-2001.

## ★ FIRST TIME, LAST TIME ★

The first time these two clubs met, the Dallas Cowboys were 5-2 and headed out to San Diego on Nov. 15, 1972. The Cowboys walked away with a 34-28 win in front of 54,476 fans to give them their sixth win of the season en route to a 10-4 finish and an appearance in the NFC Championship Game.

The last time these two clubs met, the Dallas Cowboys hosted the Chargers on Thanksgiving Day on Nov. 23, 2017. Dallas fell to the Chargers 6-28 in front of 93,012 fans at AT&T Stadium.

## ★ WILD, WILD WEST ★

By virtue of the NFL schedule, the Dallas Cowboys face the AFC West this season. The Cowboys last faced the AFC West in 2017 and finished 2-2 against the division. In addition to this week's matchup with the Chargers, the Cowboys will host Denver on Nov. 7 and travel to Kansas City on Nov. 21 before hosting the Las Vegas Raiders on Thanksgiving Day (11/25).

Below is a look at Dallas' all-time record and current streaks against the AFC West.

### Dallas vs. AFC West

	W	L	T	Pct.	Long Win Str.	Long Loss Str.	Cur. Str.
<b>LA Chargers .....</b>	<b>6</b>	<b>5</b>	<b>0</b>	<b>.545</b>	<b>3</b>	<b>3</b>	<b>L3</b>
Kansas City .....	7	4	0	.636	2	1	W1
Las Vegas.....	6	6	0	.500	3	3	W3
Denver.....	5	8	0	.385	3	5	L6
<b>Totals .....</b>	<b>24</b>	<b>23</b>	<b>0</b>	<b>.511</b>	<b>-</b>	<b>-</b>	<b>W1</b>

## ★ SERIES HISTORY ★

Dallas and the Los Angeles Chargers have squared off 11 times, with the Cowboys holding a 6-5 advantage. The Cowboys won five of the first six meetings but have lost the last three to the Chargers:

Date	Loc.	Dal W/L	Score	Date	Loc.	Dal W/L	Score
11/5/72	SD	W	34-28	9/23/01	Dal	L	21-32
10/26/80	Dal	W	42-31	9/11/05	SD	W	28-24
11/13/83	SD	L	23-24	12/13/09	Dal	L	17-20
11/16/86	SD	W	24-21	9/29/13	SD	L	21-30
9/9/90	Dal	W	17-14	11/23/17	Dal	L	6-28
10/15/95	SD	W	23-9				

## ★ INSIDE THE SERIES HISTORY ★

The matchup between the Dallas Cowboys and Los Angeles Chargers started in 1972 when Dallas headed out west and came home with a 34-28 win. In total, there have been 11 games between the two teams.

### In the 11 games of the series there have been:

- \* Six games decided by less than seven points
- \* Four games decided by more than 10 points
- \* Two season openers (1990 and 2005) - both Dallas wins
- \* A 14-point win by Dallas - biggest Cowboys win
- \* A 22-point loss by Dallas - biggest Cowboys loss
- \* One Sunday night game
- \* 256 points scored by Dallas, 261 allowed
- \* A 2-3 Cowboys record in home games, including an 0-2 record at AT&T Stadium
- \* A 4-2 Cowboys record in away games

## ★ BOYS OF SEPTEMBER ★

Over the past 10-plus (2012-21) years, Dallas is one-of-six teams - New England, Green Bay, Kansas City, Baltimore and Seattle - to have a winning percentage of at least .600 through the season's first month:

Team	W	L	T	Win%	Team	W	L	T	Win%
New England ...	26	10	0	.722	Seattle .....	22	13	0	.629
Kansas City .....	24	11	0	.686	Baltimore .....	22	14	0	.611
Green Bay .....	24	11	1	.681	<b>Dallas.....</b>	<b>21</b>	<b>14</b>	<b>0</b>	<b>.600</b>

## ★ HOME IS WHERE THE TDS ARE ★

Ezekiel Elliott has not gone hungry in the home confines of AT&T Stadium since he entered the league in 2016, scoring 26 touchdowns (22 rushing, four receiving) in 36 home games over that span. His 26 touchdowns are the fifth-most by any player in their home venue since 2016:

### Most Touchdowns at Home Since 2016

Player	Gms	RushTD	RecTD	RetTD	TotTD
Alvin Kamara .....	31	20	12	0	32
Todd Gurley .....	36	28	3	0	31
Derrick Henry .....	40	26	1	0	27
Davante Adams .....	35	0	27	0	27
<b>Ezekiel Elliott .....</b>	<b>36</b>	<b>22</b>	<b>4</b>	<b>0</b>	<b>26</b>
Six players tied .....	--	--	--	--	25

Overall, The Cowboys have scored 124 touchdowns in 40 games at home versus 97 touchdowns in 41 games on the road since 2016. Dallas' 124 home touchdowns rank seventh in the NFL over that span:

### Most Overall Touchdowns at Home Since 2016

Team	Games	TD	TD/G	Pts/G
New Orleans .....	41	152	3.71	31.2
Seattle .....	40	133	3.33	27.4
Tennessee .....	41	128	3.12	25.6
Pittsburgh .....	40	127	3.18	27.5
Kansas City .....	41	126	3.07	27.1
New England .....	41	125	3.05	26.5
<b>Dallas .....</b>	<b>40</b>	<b>124</b>	<b>3.10</b>	<b>27.5</b>

## ★ WINNING TRADITION ★

The Dallas Cowboys currently own the league's second-highest all-time regular season winning percentage by current NFL teams:

### Highest Win Percentage - NFL Regular Season

Team	W	L	T	Pct.
Green Bay .....	769	578	38	.570
<b>Dallas .....</b>	<b>526</b>	<b>399</b>	<b>6</b>	<b>.569</b>
Chicago .....	777	600	42	.564
Baltimore .....	225	175	1	.562
New England .....	519	405	9	.562

\* Since 1972, ties have been calculated as half-win and half loss. Prior to 1972 tie games were ignored in calculating a team's winning percentage. Ties since 1972: Dallas (0), Miami (1) Chicago (1), Green Bay (6).

## ★ HOME COOKING ★

Since AT&T Stadium opened in 2009, Dallas has posted a 53-43 regular season record at home. However, since 2016, the Cowboys have utilized their home field advantage, going 26-14 at AT&T Stadium, which is tied for the eighth-most wins at home. Dallas finished 4-4 in 2020, beating the Falcons, Giants, 49ers and Eagles, after going 5-3 at home in 2019.

### NFL Team Home Wins Since 2016

Team	Games	W	L	T	Win %
Kansas City .....	41	31	10	0	.756
New England .....	41	31	10	0	.756
New Orleans .....	41	30	11	0	.732
Baltimore .....	40	29	11	0	.725
Green Bay .....	40	29	10	1	.738
Pittsburgh .....	40	29	11	0	.725
Seattle .....	40	28	12	0	.700
<b>Dallas .....</b>	<b>40</b>	<b>26</b>	<b>14</b>	<b>0</b>	<b>.650</b>
Minnesota .....	40	26	14	0	.650
Philadelphia .....	40	26	13	1	.663
Tennessee .....	41	26	15	0	.634

## ★ AT&T STADIUM RECORD... ★

In 2018 the Dallas Cowboys reached a milestone with their 10th season in what is now AT&T Stadium. The Cowboys finished that regular season 7-1 record at home - tied with the 2016 team for the most wins and best record in a single season all-time at AT&T Stadium. The Cowboys finished 4-4 in 2020.

Dallas' first game at the venue was on Sept. 20, 2009 - a 31-33 loss to the N.Y. Giants. The club's first win came a week later with a 21-7 decision over Carolina. Overall, Dallas owns a 53-43 regular season record - 3-1 postseason - and a 56-44 overall mark at home in AT&T Stadium. Below is a breakdown of the club's record on their home turf:

Regular season .....	53-43
Postseason .....	3-1
Overall .....	56-44

	Regular	Post
September .....	14-5	
October .....	10-14	
November .....	15-14	
December .....	12-9	
January .....	2-1	3-1

Playing at noon .....	17-9
Playing at 3:30 .....	20-21
Playing in prime time .....	16-13

Thursday .....	6-7
Saturday .....	0-2
Sunday .....	44-29
Monday .....	3-5

Fully closed stadium .....	33-25
Fully open stadium .....	10-11
Roof open, doors closed .....	2-5
Roof closed, doors open .....	8-2

Playing against the NFC East .....	21-15
Playing against the NFC (non-NFC East) .....	19-17
Playing against the AFC .....	13-11

Team-by-team							
Team	W	L	Pct	Team	W	L	Pct
Arizona .....	0	2	.000	New England .....	0	1	.000
Atlanta .....	2	1	.667	New Orleans .....	2	2	.500
Baltimore .....	1	0	1.000	N.Y. Giants .....	7	5	.583
Buffalo .....	1	1	.500	N.Y. Jets .....	0	1	.000
Carolina .....	1	1	.500	Oakland .....	2	0	1.000
Chicago .....	1	2	.333	Philadelphia .....	6	6	.500
Cincinnati .....	1	0	1.000	Pittsburgh .....	1	1	.500
Cleveland .....	1	1	.500	San Francisco .....	1	1	.500
Denver .....	0	1	.000	Seattle .....	2	2	.500
Detroit .....	3	1	.750	Tampa Bay .....	3	0	1.000
Green Bay .....	0	3	.000	Tennessee .....	0	2	.000
Houston .....	1	0	1.000	Washington .....	8	4	.667
Indianapolis .....	1	0	1.000				
Jacksonville .....	1	1	.500	<b>Postseason</b>			
Kansas City .....	1	0	1.000	Detroit .....	1	0	1.000
LA Chargers .....	0	2	.000	Green Bay .....	0	1	.000
LA Rams .....	3	1	.750	Philadelphia .....	1	0	1.000
Miami .....	2	0	1.000	Seattle .....	1	0	1.000
Minnesota .....	1	1	.500				

The Cowboys 7-1 home mark in 2018 tied the 2016 team for the best home record by a Cowboys team since the stadium opened in 2009:

### Most Single Season Wins at AT&T Stadium - Dallas Cowboys


Season	Wins	Consec. Wins	Home Record
2016 .....	7	7	7-1
2018 .....	7	4	7-1
2009 .....	6	5	6-2
2011 .....	5	4	5-3
2019 .....	5	2	5-3
2013 .....	5	3	5-3

# 388.4 26.5 7.92

Dallas' offense has averaged 388.4 yards-per-game at AT&T Stadium - third-most at home since 2009.

The Cowboys have scored 26.5 points-per-game at home since moving into AT&T Stadium - fourth in the NFL.

Dallas has averaged 7.92 yards-per-play at home since 2009, second in the NFL behind New Orleans (8.0).



## ★ THE DALLAS COWBOYS - A CHAMPIONSHIP TRADITION ★

### SUPER BOWL CHAMPIONSHIPS

New England Patriots .....	6
Pittsburgh Steelers .....	6
<b>DALLAS COWBOYS .....</b>	<b>5</b>
San Francisco 49ers .....	5
Green Bay Packers .....	4
New York Giants .....	4
Denver Broncos .....	3
Oakland Raiders .....	3
Washington Redskins .....	3

### SUPER BOWL APPEARANCES

New England Patriots .....	11
<b>DALLAS COWBOYS .....</b>	<b>8</b>
Pittsburgh Steelers .....	8
Denver Broncos .....	8
San Francisco 49ers .....	7
Green Bay Packers .....	5
Miami Dolphins .....	5
New York Giants .....	5
Oakland Raiders .....	5
Washington Redskins .....	5

### POSTSEASON VICTORIES

New England Patriots .....	37
Pittsburgh Steelers .....	36
Green Bay Packers .....	36
<b>DALLAS COWBOYS .....</b>	<b>35</b>
San Francisco 49ers .....	32
Oakland Raiders .....	25
New York Giants .....	24

### POSTSEASON APPEARANCES

Green Bay Packers .....	34
<b>DALLAS COWBOYS .....</b>	<b>33</b>
New York Giants .....	32
Pittsburgh Steelers .....	32
Minnesota Vikings .....	31
Cle./StL/LA Rams .....	30
Indianapolis Colts .....	29
New England Patriots .....	28
Philadelphia Eagles .....	27
San Francisco 49ers .....	27
Chicago Bears .....	27

### POSTSEASON GAMES

<b>DALLAS COWBOYS .....</b>	<b>63</b>
Pittsburgh Steelers .....	62
Green Bay Packers .....	59
New England Patriots .....	58
San Francisco 49ers .....	51
Minnesota Vikings .....	50
New York Giants .....	49

### CONSEC. POSTSEASON APPEARANCES

New England Patriots (2009-19) ...	11
<b>DALLAS COWBOYS (1975-83) ...</b>	<b>9</b>
Indianapolis Colts (2002-10) .....	9
<b>DALLAS COWBOYS (1966-73) ...</b>	<b>8</b>
Pittsburgh Steelers (1972-79) .....	8
Los Angeles Rams (1973-80) .....	8
San Francisco 49ers (1983-90) .....	8

### CONSECUTIVE WINNING SEASONS

<b>DALLAS COWBOYS (1966-85) ....</b>	<b>20</b>
New England Patriots (2001-19) ...	19
Oakland Raiders (1965-80) .....	16
San Francisco 49ers (1983-98) ...	16
Chicago Bears (1930-44) .....	15
Green Bay Packers (1934-47) ....	14

### ALL-TIME REGULAR SEASON WINNING %

Green Bay Packers .....	0.570
<b>DALLAS COWBOYS .....</b>	<b>0.569</b>
Chicago Bears .....	0.564
Baltimore Ravens .....	0.562
New England Patriots .....	0.562
Miami Dolphins .....	0.554
Minnesota Vikings .....	0.545

43 SEASONS OF .500-OR-BETTER	33 POSTSEASON APPEARANCE	24 DIVISION TITLES	16 NFL/NFC CHAMPIONSHIP GAME FINALIST	8 NFC CHAMPIONSHIPS	5 SUPER BOWL CHAMPIONSHIPS
1965 1982 2009 1966 1983 2011 1967 1984 2012 1968 1985 2013 1969 1991 2014 1970 1992 2016 1971 1993 2017 1972 1994 2018 1973 1995 2019 1974 1996 1975 1998 1976 1999 1977 2003 1978 2005 1979 2006 1980 2007 1981 2008	1966 1991 1967 1992 1968 1993 1969 1994 1970 1995 1971 1996 1972 1998 1973 1999 1975 2003 1976 2006 1977 2007 1978 2009 1979 2014 1980 2016 1981 2018 1982 1983 1985	1966 1992 1967 1993 1968 1994 1969 1995 1970 1996 1971 1998 1973 2007 1976 2009 1977 2014 1978 2016 1979 2018 1981 1985	1966 1975 1992 1967 1977 1993 1970 1978 1994 1971 1980 1995 1972 1981 1973 1982	1970 1992 1971 1993 1975 1995 1977 1978	1971 1992 1977 1993 1995



## ★ PRO BOWL COWBOYS ★

Since 2010 Dallas has selected 13 players that have gone on to make at least one Pro Bowl - tied for the third-most in the NFL over that span (Kansas City, 15; Minnesota, 14; Baltimore/Seattle, 13). Since 1989 Dallas has sent 53 different players to the Pro Bowl, and of those, Dallas drafted 37. Additionally, Cowboys draft picks have been selected to 79 Pro Bowls since 2002 (25 different players), which is 13 more than any other team over that span (Kansas City, 66):

### COWBOYS PRO BOWL DRAFT PICKS SINCE 2002 (BY YEAR DRAFTED)

2002: Roy Williams (5)  
2002: Andre Gurode (5)  
2003: Terence Newman (2)  
2003: Jason Witten (11)  
2005: DeMarcus Ware (9 - 7 with Dallas)  
2005: Marion Barber (1)  
2005: Jay Ratliff (4)  
2006: Jason Hatcher (1)  
2007: Anthony Spencer (1)  
2007: Nick Folk (1)  
2008: Mike Jenkins (1)  
2008: Martellus Bennett (1 - with Chicago)



2010: Dez Bryant (3)  
2010: Sean Lee (2)  
2011: Tyron Smith (7)  
2011: DeMarco Murray (3 - 2 with Dallas)  
2011: Dwayne Harris (1 - with N.Y. Giants)  
2013: Travis Frederick (5)  
2014: Zack Martin (6)  
2014: DeMarcus Lawrence (2)  
2015: Byron Jones (1)  
2016: Dak Prescott (2)  
2016: Ezekiel Elliott (3)  
2016: Jaylon Smith (1)  
2018: Leighton Vander Esch (1)



# 20

Since the start of 2016, Dak Prescott is responsible for 20 total touchdowns (17 passing, three rushing) when the game is within seven points in the fourth quarter or overtime, fifth in the NFL over that span, trailing only Russell Wilson (29), Derek Carr (24), Matt Ryan (23) and Drew Brees (23).

## ★ CENTURY MARK ★

Dak Prescott reached the century mark with 100 career passing touchdowns against the Seahawks (9/27/20), just three games into the fifth season of his career.

Prescott is the 25th quarterback in NFL history to reach 100 touchdowns through the air in the first five seasons of a career, and in that select group, he ranks 19th in pass touchdown percentage (4.62%), second in interception percentage (1.7%), fourth in passer rating (97.3) and fourth in touchdown/interception ratio (2.65):

### Touchdown/INT Ratio - QBs with 100 TD in First Five Years

Player	Seasons	PassTD	INT	TD/INT
Patrick Mahomes.....	2017-21	117	24	4.87
Deshawn Watson.....	2017-20	104	36	2.88
Russell Wilson.....	2012-16	127	45	2.82
<b>Dak Prescott .....</b>	<b>2016-20</b>	<b>106</b>	<b>40</b>	<b>2.65</b>
Derek Carr.....	2014-18	122	54	2.26
Matt Ryan.....	2008-12	127	60	2.12
Dan Marino.....	1983-87	168	80	2.10

Prescott's touchdown prowess isn't limited to his aerial exploits, running over opposing defenses to the tune of 24 career rushing touchdowns - the most by a quarterback in Cowboys history. By reaching 100 passing touchdowns, he is one-of-three players in NFL history to record 100 touchdowns through the air and 20 touchdowns on the ground in the first five seasons of a career:

### 100 TD Throws with 20 Rush TDs - First Five Seasons

Player	Seasons	PassTD	RushTD	Tot TD
Cam Newton.....	2011-15	117	43	160
Jeff Garcia.....	1999-03	113	21	134
<b>Dak Prescott .....</b>	<b>2016-20</b>	<b>106</b>	<b>24</b>	<b>130</b>

Prescott hit the century mark in just 67 career starts, becoming the third-fastest quarterback in Cowboys history to reach 100 passing touchdowns:

### Fastest Cowboys to 100 Passing Touchdowns

Player	Starts	Attempts	Yards	Pass TD
Tony Romo.....	53	1,758	14,186	101
Danny White.....	62	1,777	13,622	103
<b>Dak Prescott .....</b>	<b>67</b>	<b>2,214</b>	<b>16,966</b>	<b>102</b>

## ★ RAYNEING TOUCHDOWNS... ★

Rayne Dakota Prescott is responsible for 134 combined rushing, passing and receiving touchdowns through his first 70 NFL games which is tied for fifth in NFL history at the quarterback position:

### Combined Touchdowns in a QBs First 70 Career Games

Player	TDs	Player	TDs
Dan Marino.....	170	Cam Newton.....	134
Aaron Rodgers.....	150	Matt Stafford.....	133
Daunte Culpepper.....	146	Brett Favre.....	131
Andrew Luck.....	146	Len Dawson.....	130
Johnny Unitas.....	134	Peyton Manning...	129
<b>Dak Prescott.....</b>	<b>134</b>	Kirk Cousins.....	129

## ★ FOURTH QUARTER WINS ★

Since taking over as the Dallas Cowboys starting quarterback in 2016, Dak Prescott has engineered his share of fourth quarter wins for the club. Included in his 41 regular season wins as a starter are 10 occasions in which he led the team to victory when the club was tied or trailing in the fourth quarter or overtime. Prescott's 10 wins are the fifth-most by a Dallas signal caller, with five of those wins coming as a rookie in 2016, four in 2018 and one in 2020:

### 4th Quarter/OT Wins - Cowboys

Quarterback	Wins	Quarterback	Wins
Tony Romo.....	24	Danny White.....	11
Troy Aikman.....	15	<b>Dak Prescott.....</b>	<b>10</b>
Roger Staubach.....	13		

Below is a look at each of Prescott's 10 games in which the game was tied or the team trailed to pull out the win and his 4th quarter/OT stats:

Date	Opp	Score	Time Left	Att	Com	Yds	TD	Int	Final Score
9/18/16	@Was	20-23	15:00	7	6	66	0	0	27-23
10/30/16	PHI*	13-23	7:48	20	11	135	2	0	29-23
11/13/16	@Pit	29-30	0:42	11	10	83	0	0	35-30
12/1/16	@Min	7-9	14:11	4	2	26	1	0	17-15
12/18/16	TB	17-20	15:00	6	6	41	0	0	26-20
9/30/18	DET	23-24	2:17	11	7	99	0	0	26-24
11/18/18	@Atl	19-19	1:52	6	4	45	0	0	22-19
12/9/18	PHI*	23-23	1:39	12	11	94	1	0	29-23
12/30/18	@NYG	28-32	3:21	10	5	78	1	0	36-35
9/20/20	Atl	24-36	15:00	21	13	182	1	0	40-39

*\*italics indicate overtime and are reflected in the stats totals*

Prescott has also secured 15 game-winning drives in his career to rank fourth all-time in club history:

### Career Game-Winning Drives

Player	Drives
Tony Romo.....	29
Roger Staubach.....	21
Troy Aikman.....	20
<b>Dak Prescott.....</b>	<b>15</b>
Danny White.....	14

Amongst all NFL quarterbacks, Prescott is tied for the fifth-most game-winning drives from 2016-21:

### Game-Winning Drives - NFL (2016-21)

Player	Drives
Derek Carr, LV.....	20
Drew Brees, NO.....	18
Matthew Stafford, Det/LAR.....	18
Russell Wilson, Sea.....	17
<b>Dak Prescott, Dal.....</b>	<b>15</b>
Ryan Tannehill, Mia/Ten.....	15

Additionally, Prescott's 14 game-winning drives are tied for the second-most by any NFL QB in his first four seasons to start a career, since 1970:

### Game-Winning Drives - QB's First Four Seasons

Player	Seasons	Drives
Matt Ryan, Atl.....	2008-11	16
<b>Dak Prescott, Dal.....</b>	<b>2016-19</b>	<b>14</b>
Russell Wilson, Sea.....	2012-15	14

*\*Game Winning Drive = Fourth quarter drive that puts team ahead for the final time*

*\*4th Quarter Comeback = Offense overcomes a deficit to win the game*

## ★ DAK'S RECORD WHEN... ★

Since taking over as Dallas' starting quarterback in 2016, Dak Prescott has compiled a 42-28 regular season record in 70 career starts, and he is 1-2 in the postseason. Below is a look at Prescott's record under several different circumstances:

	Regular	Post
Playing at home: .....	24-11	1-1
Playing on the road: .....	18-17	0-1
Playing indoors: .....	23-11	1-1
Playing outdoors: .....	19-17	0-1
Playing against the NFC East: .....	19-6	
Playing against the NFC (non-NFC East): ..	15-13	1-2
Playing against the AFC: .....	8-9	
Playing on Thursday: .....	5-4	
Playing on Sunday: .....	34-23	1-2
Playing on Sunday night: .....	8-6	
Playing on Monday night: .....	3-1	
Playing on artificial turf: .....	30-21	1-1
Playing on natural grass: .....	12-7	0-1
Offense totals over 400 yards: .....	26-9	0-1
Throws for over 300 yards: .....	9-7	0-1
Throws for 200-299 yards: .....	26-12	1-1
Attempts more than 30 passes .....	21-24	1-2
Throws only one touchdown: .....	12-6	1-1
Throws more than one touchdown: .....	24-10	0-1
Completes 60.0%-or-more of his passes: ..	38-19	1-2
Averages more than 7.0 yards-per-attempt ..	34-9	0-2
Has more than one Big Play (25+) passing ..	25-9	1-1
Throws no interceptions: .....	33-9	0-1
Throws one interception: .....	7-10	1-1
Throws more than one interception: .....	2-9	
Records at least 100.0 passer rating: .....	31-4	0-1
Commits no turnovers.....	28-6	0-1
Against teams with winning record: .....	13-15	1-2
Against teams with .500 record: .....	9-6	
Against teams with losing record: .....	20-6	
Has at least one rush attempt.....	40-24	1-2
Has five-or-more rush attempts .....	17-5	1-0
Sacked one time-or-less: .....	23-8	1-1
Sacked more than once: .....	19-20	0-1
September: .....	10-8	
October: .....	9-7	
November: .....	12-7	
December: .....	11-5	
January: .....	0-1	1-2

Team-by-team							
Team	W	L	Pct	Team	W	L	Pct
Arizona .....	1	0	1.000	Minnesota .....	1	1	.500
Atlanta .....	2	1	.667	New England ...	0	1	.000
Baltimore .....	1	0	1.000	New Orleans ...	1	1	.500
Buffalo .....	0	1	.000	N.Y. Giants .....	7	2	.778
Carolina .....	0	1	.000	N.Y. Jets .....	0	1	.000
Chicago .....	1	1	.500	Oakland .....	1	0	1.000
Cincinnati .....	1	0	1.000	Philadelphia .....	5	3	.625
Cleveland .....	1	1	.500	Pittsburgh .....	1	0	1.000
Denver .....	0	1	.000	San Francisco ..	2	0	1.000
Detroit .....	3	0	1.000	Seattle .....	0	3	.000
Green Bay .....	1	2	.333	Tampa Bay .....	2	1	.667
Houston .....	0	1	.000	Tennessee .....	0	1	.000
Indianapolis .....	0	1	.000	Washington .....	7	1	.875
Jacksonville .....	1	0	1.000				
Kansas City .....	1	0	1.000				
LA Chargers .....	0	1	.000				
LA Rams .....	1	2	.333				
Miami .....	1	0	1.000				

### Postseason

Green Bay .....	0	1	.000
L.A. Rams .....	0	1	.000
Seattle .....	1	0	1.000

## ★ DAK TO THE FUTURE ★

Now embarking on his sixth pro season, Dak Prescott ranks fifth in passing yards (18,037), completions (1,556) and attempts (2,351), sixth in wins (42) and passing touchdowns (109), and second in yards-per-attempt (7.68) in regular season team history:

### Dallas Cowboys All-Time QB Chart

#### WINS AS STARTER

Troy Aikman .....	94
Roger Staubach .....	85
Tony Romo .....	78
Danny White .....	62
Don Meredith .....	47
<b>Dak Prescott .....</b>	<b>42</b>

#### PASSING YARDS

Tony Romo .....	34,183
Troy Aikman .....	32,942
Roger Staubach .....	22,700
Danny White .....	21,959
<b>Dak Prescott .....</b>	<b>18,037</b>
Don Meredith .....	17,199

#### ATTEMPTS

Troy Aikman .....	4,715
Tony Romo .....	4,335
Roger Staubach .....	2,958
Danny White .....	2,950
<b>Dak Prescott .....</b>	<b>2,351</b>
Don Meredith .....	2,308

#### PASSING TOUCHDOWNS

Tony Romo .....	247
Troy Aikman .....	165
Danny White .....	155
Roger Staubach .....	153
Don Meredith .....	135
<b>Dak Prescott .....</b>	<b>109</b>

#### COMPLETIONS

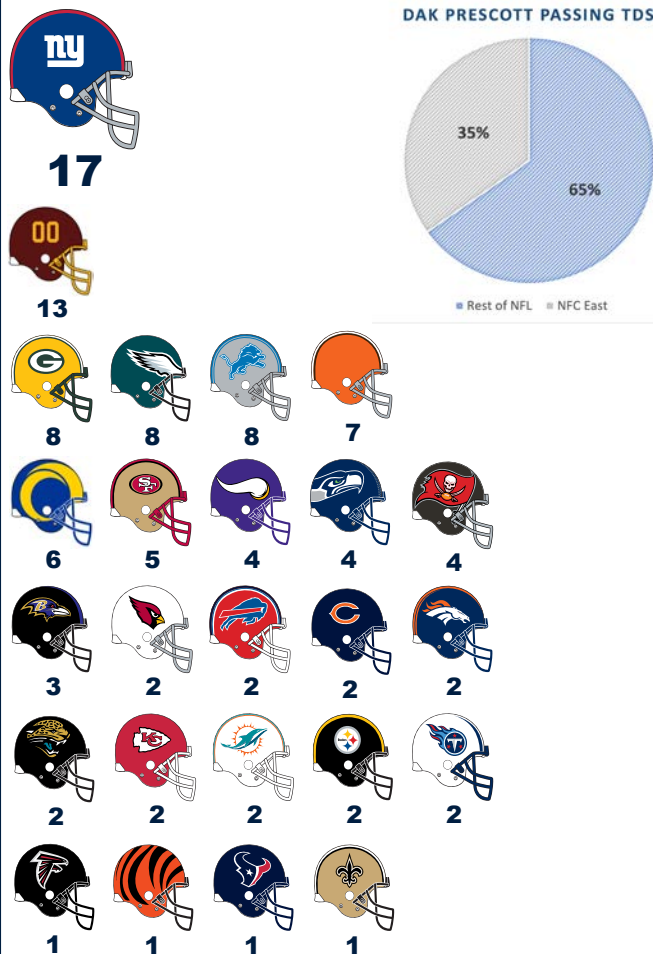
Troy Aikman .....	2,898
Tony Romo .....	2,829
Danny White .....	1,761
Roger Staubach .....	1,685
<b>Dak Prescott .....</b>	<b>1,556</b>

#### YARDS-PER-ATTEMPT

Tony Romo .....	7.89
<b>Dak Prescott .....</b>	<b>7.68</b>
Roger Staubach .....	7.67
Don Meredith .....	7.45
Danny White .....	7.44

## ★ PRESCOTT TDS BY TEAM ★

Dak Prescott has thrown a touchdown pass against 25 of the other 31 NFL teams in the regular season. Below is a team-by-team breakdown of his touchdowns through the air:



## ★ PRESCOTT TARGETS ★

Entering his sixth pro season, Dak Prescott has completed 1,556-of-2,351 passes for 18,037 yards with 109 touchdowns in 70 regular season games played behind center. Below is a breakdown of Prescott's targets by position and player:

Position Breakdown					
Comp.	Yds	TD	Comp.	Yds	TD
WR.....912	12,177	76	RB.....291	2,394	11
TE.....342	3,403	22	FB.....11	63	0

Player Breakdown by Completions					
Player	Com	Yds	TD	Player	Com
E. Elliott.....215	1,798	9	C. Wilson.....20	233	2
J. Witten.....194	1,752	11	N. Brown.....16	167	0
A. Cooper.....182	2,454	17	D. Thompson.....14	124	0
C. Beasley.....174	1,774	12	L. Dunbar.....13	103	0
D. Bryant.....119	1,634	14	A. Morris.....9	53	0
M. Gallup.....117	1,933	9	K. Smith.....8	46	0
T. Williams.....97	1,162	3	D. Smith.....5	113	1
B. Jarwin.....62	704	6	R. Switzer.....5	39	0
R. Cobb.....55	828	3	B. Bell.....5	71	0
G. Swaim.....33	328	1	J. Hanna.....4	88	1
B. Butler.....30	533	6	R. Gathers.....3	45	0
R. Smith.....29	266	1	G. Escobar.....3	23	1
D. Schultz.....38	392	2	L. Whitehead.....2	40	0
C. Lamb.....34	516	3	J. Olawale.....2	13	0
T. Pollard.....24	172	1	D. McFadden.....2	6	0
T. Austin.....21	317	3	V. Bryant.....1	15	1
A. Hurns.....20	295	2			

Prescott has thrown 109 touchdown passes - good for sixth all-time in team history. Below is his individual touchdown totals:

Player	TDs	Player	TDs
Amari Cooper.....17		Terrance Williams.....3	
Dez Bryant.....14		Allen Hurns.....2	
Cole Beasley.....12		Dalton Schultz.....2	
Jason Witten.....11		Cedrick Wilson.....2	
Ezekiel Elliott.....9		Gavin Escobar.....1	
Michael Gallup.....9		James Hanna.....1	
Brice Butler.....6		Rod Smith.....1	
Blake Jarwin.....6		Geoff Swaim.....1	
Tavon Austin.....3		Devin Smith.....1	
Randall Cobb.....3		Tony Pollard.....1	
CeeDee Lamb.....3		Ventell Bryant.....1	

*\*italics indicate current Cowboy*

## ★ TOUCHDOWN BREAKDOWN ★

Dak Prescott has thrown 109 touchdown passes. Below is a look at Prescott's touchdown totals by quarter, down and distance:

Quarter	Down	Distance
1st Quarter ... 17	1st Down .... 31	0-9 Yards.....31
2nd Quarter ... 39	2nd Down .... 48	10-19 Yards....29
3rd Quarter ... 20	3rd Down .... 28	20-29 Yards....22
4th Quarter ... 31	4th Down .... 2	30-39 Yards....6
OT ..... 2		40-49 Yards....10
		50+ Yards.....11

## ★ QB WINS ★

In his sixth season as the starting quarterback of the Dallas Cowboys, Dak Prescott has proven to be a winner, as his 42 victories rank sixth in team history. He posted a winning record in three of his first four seasons, and his 13 wins in 2016 were the most by a rookie quarterback in NFL history. He followed that up with a 9-7 record in 2017, a 10-6 mark in 2018, an 8-8 record in 2019, 2-3 in 2020 and 0-1 in 2021.

Overall, Prescott's 42 wins rank are tied for sixth from 2016-21:

Wins by Starting QB - 2016-21			
Player	Wins	Games	Win%
Tom Brady, NE/TB.....59	77	.766	
Russell Wilson, Sea.....53	81	.660	
Drew Brees, NO.....48	70	.686	
Aaron Rodgers, GB.....46	72	.646	
Ben Roethlisberger, Pit.....44	63	.706	
Jared Goff, LAR/Det.....42	70	.600	
<b>Dak Prescott, Dal.....42</b>	<b>70</b>	<b>.600</b>	
Philip Rivers, LAC/Ind.....42	80	.525	
Kirk Cousins, Was/Min.....40	80	.513	
Matt Ryan, Atl.....39	80	.488	

## ★ QBS MULTIPLE TOUCHDOWNS ★

In seven games in 2016, Dak Prescott tossed at least two touchdowns to tie for fourth by a rookie in NFL history. He had six multi-touchdown passing games in 2018, nine in 2019, two in 2020 and is off to a hot start with one in the first game of 2021. His 34 total games rank sixth in franchise history:

Multiple Passing-Touchdown Games			
Player	Games	Player	Games
Tony Romo.....79		Troy Aikman.....43	
Roger Staubach.....48		Don Meredith.....41	
Danny White.....44		<b>Dak Prescott.....34</b>	

Three Passing-Touchdown Games			
Player	Games	Player	Games
Tony Romo.....40		Roger Staubach.....17	
Danny White.....20		Don Meredith.....14	
<b>Dak Prescott.....19</b>		Troy Aikman.....10	

Prescott also notched four games with three-plus touchdown passes in 2016 - tying the most by a rookie quarterback in NFL history. It was also eighth-most in the NFL in 2016 by any quarterback. After four more in 2017, two in 2018, six in 2019, two in 2020, and one in 2021 he has 19 in total - third on the team's all-time three-touchdown games list:

## ★ QB RATINGS AT 100.0 ★

Dak Prescott established the most games with a 100.0 rating by a quarterback in a season in team history with 11 in 2016:

Single-Season 100.0 QB Rating Games		
Player	Games	Season
<b>Dak Prescott*.....11</b>	<b>2016</b>	
Tony Romo.....10	2007	
Tony Romo.....10	2014	

*\*denotes rookie*

Prescott recorded a 100.0 rating in the first game of 2021, and his 35 games with at least a 100.0 rating are fourth in team history:

Career 100.0 QB Rating Games			
Player	Games	Player	Games
Tony Romo.....	67	<b>Dak Prescott.....</b>	<b>35</b>
Troy Aikman.....	44	Danny White.....	33
Roger Staubach.....	37	Craig Morton.....	24

Prescott's 32 games with at least a 100.0 rating from 2016-19 are tied with Russell Wilson (2012-14) for the most games by a quarterback in his first four seasons in NFL history:

100.0 QB Rating Games - First Four Seasons		
Player	Games	Seasons
Russell Wilson.....32	2012-15	
<b>Dak Prescott.....32</b>	<b>2016-19</b>	
Dan Marino.....25	1983-86	
Ben Roethlisberger.....25	2004-07	
Joe Flacco.....25	2008-11	

He continues to add to his resume, and through his first 70 starts, Prescott sits at 35 games with a 100.0 rating, tied for the third-most through 70 starts in NFL history:

Player	GS	100.0 Rtg Games	W/L	Win%
Aaron Rodgers.....70	42	35-7	.833	
Tony Romo.....70	38	31-7	.816	
<b>Dak Prescott.....70</b>	<b>35</b>	<b>31-4</b>	<b>.886</b>	
Russell Wilson.....70	34	31-3	.912	
Philip Rivers.....70	34	26-8	.765	
Kirk Cousins.....70	31	20-10-1	.661	
Len Dawson.....70	31	29-2	.935	
Deshaun Watson.....54	31	18-13	.581	

Prescott tied for the second-most 100.0 rating games in 2019, tallying eight, and after two in his shortened 2020 season, has one in 2021. Since 2016, Prescott has recorded 20 games with a 100.0 passer rating at AT&T Stadium - fourth-most by any quarterback in their home venue during that span:

Player	100.0 Rtg Games	W/L	Win%
Drew Brees.....26	21-5	.808	
Russell Wilson.....23	19-4	.826	
Tom Brady.....21	20-1	.952	
<b>Dak Prescott.....20</b>	<b>17-3</b>	<b>.850</b>	
Philip Rivers.....20	16-4	.800	
Aaron Rodgers.....20	19-1	.950	

## ★ 1,000 COMPLETIONS ★

Dak Prescott reached 1,000 career completions in the 2019 season-opening game against the N.Y. Giants (9/8), doing so in only 49 career games. He is one-of-17 quarterbacks in NFL history to reach 1,000 completions in fewer than 50 career games, and he is tied for the fastest Cowboys quarterback to the mark, reaching the plateau in the same number of starts as Tony Romo:

### Fewest Starts to 1,000 Completions

Player	Com	Att	Pct	Starts
<b>Dak Prescott</b> .....	<b>1,000</b>	<b>1,507</b>	<b>66.4</b>	<b>49</b>
Tony Romo .....	1,013	1,610	62.3	49
Troy Aikman .....	1,004	1,652	60.1	58
Danny White .....	1,009	1,663	60.1	58
Roger Staubach .....	1,013	1,769	57.3	75

## ★ FOUR STAR RATING ★

Dak Prescott reached 1,500 pass attempts in the first week of 2019, qualifying him for the all-time NFL passing record books. Among his notable achievements at this early stage in his career, Prescott ranks seventh in NFL annals in QB Rating, edging out Tony Romo as the highest-rated passer in Cowboys history:

### All-Time NFL Quarterback Rating

Player	Att	Cmp	Pct	Yds	TD	Int	Ratio	Rate
Patrick Mahomes .....	1,723	1,141	66.2	14,489	117	24	4.87	109.1
Deshawn Watson .....	1,748	1,186	67.8	14,539	104	36	2.89	104.5
Aaron Rodgers .....	6,615	4,300	65.0	51,378	412	91	4.53	103.6
Russell Wilson .....	4,358	2,838	65.1	34,200	271	81	3.35	102.0
Drew Brees .....	10,551	7,142	67.7	80,358	571	243	2.35	98.7
Kirk Cousins .....	3,711	2,489	67.1	28,723	192	84	2.29	98.0
<b>Dak Prescott</b> .....	<b>2,351</b>	<b>1,556</b>	<b>66.2</b>	<b>18,037</b>	<b>109</b>	<b>41</b>	<b>2.66</b>	<b>97.4</b>
Tom Brady .....	10,648	6,810	64.0	79,583	585	193	3.03	97.3
Tony Romo .....	4,335	2,289	65.3	34,183	248	117	2.12	97.1
Steve Young .....	4,149	2,667	64.3	33,124	232	107	2.17	96.8

## ★ PASS, NO PICKS ★

Dak Prescott recorded a streak of 291 consecutive passes without an interception, spanning the last five games of 2019 and the first three games of 2020. The streak is the longest in Cowboys history, and at the time, it is the 10th-longest in NFL history. Aaron Rodgers holds the record with 402 consecutive passes in 2018:

### Consecutive Passes With No INT - NFL History

Player	Season	Consec. Passes	No. Of Games
1. Aaron Rodgers .....	2018	402	11
2. Tom Brady .....	2010-11	358	12
3. Derek Carr .....	2018	332	12
10. <b>Dak Prescott</b> .....	<b>2019-20</b>	<b>291</b>	<b>8</b>

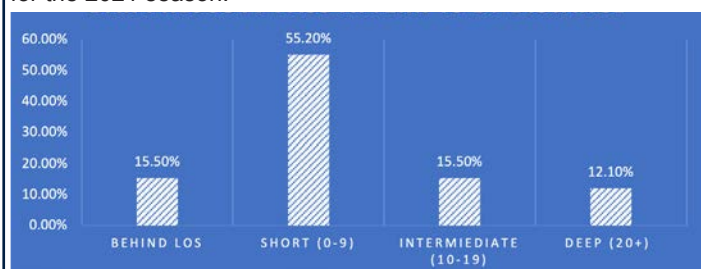
Prescott set the Cowboys record for consecutive passes without a pick in Week 1, 2020 at the LA Rams - breaking Troy Aikman's 20-year record of 216 consecutive throws from the 1999 season - and continued to Week 3, 2020 at Seattle before an interception in the second quarter.

### Dallas Cowboys Consecutive Passes With No INT

Player	Season	Consec. Passes	No. Of Games
<b>Dak Prescott</b> .....	<b>2019-20</b>	<b>291</b>	<b>8</b>
Troy Aikman .....	1999	216	8
Troy Aikman .....	1995	184	7
<b>Dak Prescott</b> .....	<b>2016</b>	<b>184</b>	<b>6</b>

## ★ PUSH IT ★

Below is a chart detailing Dak Prescott's attempts by distance for the 2021 season:



## ★ TOUCHDOWN-TO-INTERCEPTION RATIO ★

Dak Prescott has shown prolific decision making in the young stages of his career, throwing only 41 interceptions against 109 touchdown passes. Prescott also knows when to tuck the ball and attack with his legs, scoring an additional 24 touchdowns on the ground in his five-plus NFL seasons. Among all qualifying quarterbacks (1,500 pass attempts), Prescott ranks sixth all-time with a 2.66 touchdown/interception ratio, and he is one-of-three quarterbacks in league annals to record fewer than 50 interceptions on at least 2,000 pass attempts (2,351 att., 41 int.), joining Nick Foles (2,010 attempts and 43 interceptions) and Case Keenum (2,101 attempts and 47 interceptions).

### HIGHEST TD/INT RATIO IN NFL HISTORY



## ★ AERIAL ACCOLADES ★

Dak Prescott finished 2019 third in the NFL in completions of 20-or-more yards (68) and tied for second in touchdowns of 20-or-more yards (14). Of Prescott's 30 touchdown passes, 46.7% came from 20-plus yards - fourth-highest in 2019 (min. 100 com):

Player	Team	Com	Att	TD	20+ TD	20+ TD%
Mason Rudolph.....	PIT	176	283	13	8	61.5%
Patrick Mahomes.....	KC	319	484	26	15	57.7%
Daniel Jones.....	NYG	284	459	24	12	50.0%
<b>Dak Prescott.....</b>	<b>DAL</b>	<b>388</b>	<b>596</b>	<b>30</b>	<b>14</b>	<b>46.7%</b>
Tom Brady.....	NE	373	613	24	11	45.8%

Prescott continued to push the ball down the field in 2020, leading the league with 25 completions of 20-plus yards before his season-ending injury in Week 5. In 2021, he is tied for fourth with five long completions:

Player	Team	Com	Att	TD	20+ Com	20+ TD
Tom Brady.....	TB	32	50	4	6	1
Jared Goff.....	Det	38	57	3	6	1
Kyler Murray.....	Ari	21	32	4	6	1
<b>Dak Prescott.....</b>	<b>DAL</b>	<b>42</b>	<b>58</b>	<b>3</b>	<b>5</b>	<b>2</b>
Five others tied.....	--	--	--	--	5	--

## ★ DOWNFIELD DIMES ★

Dak Prescott had seven completions of 25-plus yards at Seattle (9/27/20), which established a career-high (previously six) and was the second-most big-play completions in a game by a Cowboys quarterback since 1994 (when the data became available):

### Single-Game Big-Play Completions By Cowboys QB

Player	Date/Opp	Att	Com	Yds	25+
Tony Romo.....	10/6/13 vs. Den	36	25	506	8
<b>Dak Prescott.....</b>	<b>9/27/20 at Sea</b>	<b>57</b>	<b>37</b>	<b>472</b>	<b>7</b>
Jason Garrett.....	10/11/98 vs. Car	22	14	287	6
Jon Kitna.....	11/17/10 at NYG	22	13	237	6
Dak Prescott.....	10/6/19 vs. GB	44	27	463	6

Prescott also threw three touchdowns of 40-plus yards against the Seahawks in Week 3 (9/27/20), tied for the most by a quarterback in a single-game in team history:

### Single-Game 40-Plus Yard TDs By Cowboys QB

Player	Date/Opp	Att	Com	Yds	40+ TD
Craig Morton.....	11/1/70 vs. Phi	20	10	240	3
Tony Romo.....	9/13/09 at TB	27	16	353	3
<b>Dak Prescott.....</b>	<b>9/27/20 at Sea</b>	<b>57</b>	<b>37</b>	<b>472</b>	<b>3</b>

## ★ DEEP IMPACT ★

According to Pro Football Focus, Dak Prescott finished third in the league in deep passing completions in 2019, completing 35-of-76 attempts of 20-or-more yards downfield:

### 2019 Deep Passing Stats - Most Downfield Completions

Player	Com	Att	Yards	TD	Att%	Rating
Jameis Winston.....	40	99	1,351	9	15.8	97.1
Russell Wilson.....	36	85	1,179	11	16.5	119.2
<b>Dak Prescott.....</b>	<b>35</b>	<b>76</b>	<b>1,157</b>	<b>11</b>	<b>12.8</b>	<b>110.2</b>

Before his season ending ankle injury in 2020, Prescott continued to utilize his arsenal deep down the field. He attempted 28 passes of 20-or-more yards downfield, completing 15 for 507 yards:

### 2020 Weeks 1 through 5 - Most Downfield Completions

Player	Com	Att	Yards	TD	Att%	Rating
<b>Dak Prescott.....</b>	<b>15</b>	<b>28</b>	<b>507</b>	<b>4</b>	<b>12.6</b>	<b>123.5</b>
Kirk Cousins.....	15	29	418	4	20.9	97.3
Russell Wilson.....	13	22	488	8	13.1	143.0
Tom Brady.....	13	30	458	2	15.3	112.5

Through one week in 2021, Prescott is tied for the most attempts of 20-plus yards downfield (seven), completing two for 49 yards and a touchdown:

### 2021 Deep Passing Stats - Most Downfield Attempts

Player	Com	Att	Yards	TD	Att%	Rating
<b>Dak Prescott.....</b>	<b>2</b>	<b>7</b>	<b>49</b>	<b>1</b>	<b>12.1</b>	<b>56.3</b>
Josh Allen.....	1	7	37	0	13.7	49.1
Jared Goff.....	2	7	45	0	12.3	53.9
Four players tied.....	--	6	--	--	--	--

## ★ RAYNE MAN ★

Dak Prescott has proven to be a threat with his feet during his young career, and through his first 70 games, he has surpassed 1,000 career rushing yards (1,327) - the fourth Cowboys quarterback to reach that milestone. Prescott did it in 50 games, tying Roger Staubach for the fewest games to the mark.

Overall, Prescott ranks first in rushing scores (24), second in rushing yards (1,327) and third in carries (263) among Cowboys quarterbacks all-time:

### All-Time Dallas Cowboys QB Rushing Yard Leaders

Player	Att	Yards	Avg	Long	TD
Roger Staubach.....	410	2,264	5.5	33	20
<b>Dak Prescott.....</b>	<b>263</b>	<b>1,327</b>	<b>5.0</b>	<b>42</b>	<b>24</b>
Don Meredith.....	242	1,216	5.0	28	15
Troy Aikman.....	327	1,016	3.1	25	9

Prescott has notched 24 rushing scores since his rookie season, third-most by any NFL quarterback from 2016-21:

### QB Rush TDs - 2016-21

Player	Rush TDs
Cam Newton, Car/NE.....	27
Josh Allen, Buf.....	25
<b>Dak Prescott, Dal.....</b>	<b>24</b>
Lamar Jackson, Bal.....	19

Prescott's 24 rushing touchdowns rank fourth in NFL history through the first 70 games of a quarterback's career, post merger:

### QB Rush TDs - First 70 Games

Player	Rush TDs
Cam Newton, Car.....	38
Daunte Culpepper, Min.....	28
Josh Allen, Buf.....	25
<b>Dak Prescott, Dal.....</b>	<b>24</b>
Steve Grogan, NE.....	23
Steve McNair, Ten.....	22

Prescott has set various rushing records by a Cowboys QB:

### Dak Prescott QB Rushing Records

Team Record Set	Total	Year
Rush Yards by a QB, Single Season.....	357	2017
Rush TDs by a QB, Single Season.....	6	2016, 18
Rush TDs by a QB, Career.....	24	2016-20
Rush Atts by a QB, Single Season.....	75	2018
Rush Atts by a Rookie QB, Single Season.....	57	2016
Longest Rush by a QB.....	42	2019
Rush TDs, Single Game.....	3	2020
Rush Attempts, Single Game.....	11	2018

## ★ THE RULE OF THREE ★

Dak Prescott rushed for three touchdowns against the Atlanta Falcons (9/20/20), becoming just the 10th Cowboys player - first quarterback - to score three touchdowns on the ground in a single game. He became the fourth Cowboys quarterback to notch a multi-rushing touchdown game and the first since Troy Aikman had two against Arizona (9/6/98):

Player	Opp/Date	Rush TDs
<b>Dak Prescott.....</b>	<b>ATL, 9/20/20</b>	<b>3</b>
Don Meredith.....	Pit, 12/8/63	2
Roger Staubach.....	KC, 11/10/75	2
Troy Aikman.....	ARI, 9/6/98	2

Combined with his 450 passing yards, Prescott is the only player in NFL history to throw for 400 yards and score three touchdowns on the ground in a single game.

## ★ BOMBS AWAY ★

Since he entered the league in 2016, Prescott has thrown 11 touchdown passes of more than 50 yards, trailing only four other quarterbacks over the last six seasons:

### Touchdown Passes of 50+ Yards Since 2016

Player	TDs	Player	TDs
Patrick Mahomes, KC.....	13	<b>Dak Prescott, Dal.....</b>	<b>11</b>
Kirk Cousins, Was/Min.....	12	Tom Brady, NE/TB.....	11
Philip Rivers, LAC.....	12	Russell Wilson, Sea.....	11
Ryan Tannehill, Mia/Ten....	12		

## ★ MOVING UP THE CHARTS ★

Dak Prescott has 16 games with at least 300 yards through the air - second in Cowboys history:

Player	Games
Tony Romo .....	46
<b>Dak Prescott .....</b>	<b>16</b>
Troy Aikman .....	13
Danny White .....	10
Don Meredith .....	7
Roger Staubach .....	6

His 16 games from 2016-21 are the second-most through a player's first six seasons in Cowboys history (Romo's 24 rank first).

## ★ 400 FOR 4 ★

Dak Prescott started the 2020 season in historic fashion, setting a NFL record for consecutive games with 450 passing yards (three). By adding another 400-yard game in the first week of 2021, Prescott became the first player in NFL history to throw for 400 yards four times in a five game span:

Date/Opp	Pass Yds
9/20/20 vs. Atl .....	450
9/27/20 at Sea .....	472
10/4/20 vs. Cle .....	502
10/11/20 vs. NYG* .....	166
9/9/21 at TB .....	403

\*Prescott missed rest of 2020 season due to injury

## ★ QUICK DRAW DAK ★

Dak Prescott is getting the ball out of his hands faster than ever in 2021, recording an average time to throw of 2.21 seconds on his pass attempts, which is the third-fastest in the league:

Player	Pass Att	Avg Release Time
Ben Roethlisberger .....	32	2.13
Andy Dalton .....	38	2.17
<b>Dak Prescott .....</b>	<b>58</b>	<b>2.21</b>
Jimmy Garoppolo .....	25	2.29
Tom Brady .....	50	2.34
Ryan Tannehill .....	35	2.34
Joe Burrow .....	27	2.34

As his career has progressed, Prescott has gotten rid of the ball faster, as seen by his average time to throw (ATT) by year:

Year	ATT	Year	ATT
2021 .....	2.21	2018 .....	2.65
2020 .....	2.52	2017 .....	2.66
2019 .....	2.69	2016 .....	2.71

## ★ PRESSURE IS PRIVILEGE ★

Dak Prescott attempted 27 passes in the face of increased pressure brought by the blitz in Week 1 at Tampa Bay - the most blitz pass attempts by any quarterback this season - and completed 17 passes for 207 yards, three touchdowns and a 108.1 passer rating:

### Most Pass Attempts Against the Blitz - 2021 Season

Player	Att	Com	Yds	TD	Rating
<b>Dak Prescott .....</b>	<b>27</b>	<b>17</b>	<b>207</b>	<b>3</b>	<b>108.1</b>
Mac Jones .....	20	16	138	0	95.4
Justin Herbert .....	16	12	147	0	102.9
Kirk Cousins .....	15	10	94	1	106.0
Tyrod Taylor .....	14	8	161	0	97.6

## ★ 1,500 COMPLETIONS CLUB ★

Dak Prescott reached 1,500 career completions against Cleveland (10/4/20) and became the only Cowboys quarterback to reach 1,500 completions in the first five years of a career - 12th quarterback in NFL history.

Prescott also reached 1,500 completions faster than any quarterback in Cowboys history, doing so in his 68th career start:

Player	Starts	Att	Comp	Comp%
<b>Dak Prescott .....</b>	<b>68</b>	<b>2,272</b>	<b>1,500</b>	<b>66.0%</b>
Tony Romo .....	70	2,352	1,510	64.2%
Troy Aikman .....	86	2,400	1,500	62.5%
Danny White .....	87	2,527	1,512	59.8%
Roger Staubach .....	109	2,630	1,500	57.0%

## ★ ZERO TO 400, REAL QUICK ★

Prescott surpassed 400 yards through the air three times each in 2019 and 2020 - tied with Tony Romo (2012) for the most 400-yard games in a single season in Cowboys history:

Player	Team	Season	Games w/ 400 Yds
Tony Romo .....	Dal	2013	Three
<b>Dak Prescott .....</b>	<b>Dal</b>	<b>2019</b>	<b>Three</b>
<b>Dak Prescott .....</b>	<b>Dal</b>	<b>2020</b>	<b>Three</b>

Prescott's three games with 400 yards are also the second-most in a single season in NFL history behind only Dan Marino, Peyton Manning and Ryan Fitzpatrick - all with four:

Player	Team	Season	Games w/ 400 Yds
Dan Marino .....	Mia	1984	Four
Peyton Manning .....	Den	2013	Four
Ryan Fitzpatrick .....	TB	2018	Four
Tony Romo .....	Dal	2013	Three
<b>Dak Prescott .....</b>	<b>Dal</b>	<b>2019</b>	<b>Three</b>
<b>Dak Prescott .....</b>	<b>Dal</b>	<b>2020</b>	<b>Three</b>
Dan Marino .....	Mia	1986	Three
Aaron Rodgers .....	GB	2018	Three
Eli Manning .....	NYG	2011	Three
Philip Rivers .....	SD	2013	Three

Prescott now has eight career 400-yard games after a 403-yard performance at Tampa Bay in Week 1 of 2021, the most by any quarterback since 2016:

Player	400-Yd Games
<b>Dak Prescott .....</b>	<b>8</b>
Aaron Rodgers .....	5
Ryan Fitzpatrick .....	5
Patrick Mahomes .....	5
Kirk Cousins .....	5

Prescott's eight 400-yard games are also the second-most by any passer in the first six seasons of a career:

Player	Seasons	400-Yd Games
Dan Marino .....	1984-88	9
<b>Dak Prescott .....</b>	<b>2016-21</b>	<b>8</b>
Matt Stafford .....	2009-13	6
Patrick Mahomes .....	2018-21	5

Prescott owns the Cowboys record for the most 400-yard games in a Cowboys career:

Player	400-Yd Games	W/L	Win%
<b>Dak Prescott .....</b>	<b>8</b>	<b>4-4</b>	<b>.500</b>
Tony Romo .....	5	0-5	.000
Don Meredith .....	2	1-1	.500
Troy Aikman .....	1	0-1	.000
Kellen Moore .....	1	0-1	.000

### Dak Prescott Career 400-Yard Games

Date/Opp	Att	Com	Yards	W/L
10/4/20 vs. Cle .....	58	41	502	L
9/27/20 at Sea .....	57	37	472	L
10/6/19 vs. GB .....	44	27	463	L
12/9/18 vs. Phi .....	54	42	455	W
9/20/20 vs. Atl .....	47	34	450	W
11/17/19 at Det .....	46	29	444	W
9/8/19 vs. NYG .....	32	25	405	W
9/9/21 at TB .....	58	42	403	L

Prescott is the only quarterback in Cowboys history to pass for 400 yards in consecutive games, and his three-game streak is tied for the longest streak in NFL history with Ryan Fitzpatrick's three-game streak in 2018.

Prescott set an NFL record by passing for at least 450 yards in three-straight games (9/20/20 vs. Atl - 10/4/20 vs. Cle), surpassing Jameis Winston (two game streak in 2019):

Player	Season	Games	Yards	TD	W/L
<b>Dak Prescott .....</b>	<b>2020</b>	<b>3</b>	<b>1,424</b>	<b>8</b>	<b>1-2</b>
Jameis Winston .....	2019	2	914	8	2-0

Prescott's 1,424 yards over the three-game stretch (9/20/20 vs. Atl - 10/4/20 vs. Cle) are the most by any NFL quarterback over a three-game stretch in league history.



# 12.0%

Ezekiel Elliott eats up yards in big portions when he carries the ball, recording 171 rushes of 10-plus yards in his career. Elliott has averaged a big-play rush on 12.0% of his career carries, third among all active running backs and 19th all-time.

## ★ KING EZEKIEL ★

After leading the league in rushing as a rookie in 2016, Ezekiel Elliott finished 10th in the NFL in 2017 despite missing six games. He once again won the NFL rushing title in 2018 and finished fourth in 2019. He finished 2020 10th in rushing among running backs, 11th overall, and in 2021 has 33 rush yards on 11 carries.

Elliott became the second Cowboy, 11th player, fifth since the merger, to win the rushing title twice in his first three seasons:

### Rushing Titles in Two of First Three Seasons

Player	Seasons	Player	Season
Byron White, Pit/Det	1938, 40	Earl Campbell, Hou	1978-80
Bill Dudley, Pit	1942, 46	Eric Dickerson, LAR	1983-84
Bill Paschal, NYG	1943, 44	Emmitt Smith, Dal	1991-92
Jim Brown, Cle	1957-59	Eggin James, Ind	1999-00
Cookie Gilchrist, Buf	1962, 64	<b>Ezekiel Elliott, Dal</b>	<b>2016, 18</b>
Jim Nance, Bos	1966-67		

In team history, Elliott became only the second Cowboy to win the rushing title in multiple seasons, joining Emmitt Smith (four):

### Dallas Cowboys Rushing Title Winners

Player	Season	Yards	Player	Season	Yards
Emmitt Smith	1991	1,563	DeMarco Murray	2014	1,845
Emmitt Smith	1992	1,713	<b>Ezekiel Elliott</b>	<b>2016</b>	<b>1,631</b>
Emmitt Smith	1993	1,486	<b>Ezekiel Elliott</b>	<b>2018</b>	<b>1,434</b>
Emmitt Smith	1995	1,773			

## ★ COMPLETE BACK ★

Ezekiel Elliott is an integral part in protecting the quarterback in Dallas' passing attack, picking up blitzers and helping combat opposing rushers. Since 2018, he has finished in the top-five in pass block snaps among running backs and has allowed a pressure on very few of those block attempts, posting efficiency numbers above 90.0% every year of his career, per PFF:

Year	Pass Blk Snps	Eff%	Year	Pass Blk Snps	Eff%
2021	8 (2nd)	85.7%	2018	88 (5th)	95.2%
2020	99 (1st)	94.0%	2017	43 (23rd)	94.7%
2019	106 (2nd)	93.7%	2016	60 (20th)	95.5%

## ★ THE BOOK OF EZEKIEL ★

For only the second time in franchise history, the Dallas Cowboys used a top-five pick on a running back when they chose Ezekiel Elliott out of Ohio State with the fourth overall selection in the 2016 NFL Draft. Dallas selected Tony Dorsett with the second pick in the 1977 NFL Draft.

In his first season, Elliott produced seven 100-yard rushing games - most by a Cowboys rookie, tied for seventh by a league rookie all-time and tied for the most in the NFL in 2016. He added five more 100-yard outings in 2017, seven in 2018, seven in 2019, two in 2020, and he owns 28 for his career to rank third all-time in team history.

Dallas is 24-4 when Elliott tops 100 yards on the ground:

### Ezekiel Elliott 100-yard Rushing Games (28 total)

Yds	Opp	W/L	Date	Yds	Opp	W/L	Date
159	TB	W	12/18/16	121	WAS	W	11/22/18
157	@GB	W	10/16/16	117	LAR	W	12/15/19
152	DET	W	9/30/18	116	GB	L	10/8/17
151	@Phi	W	11/11/18	114	@Pit	W	11/13/16
150	@Was	W	10/29/17	113	PHI	W	12/9/18
147	@SF	W	10/22/17	111	@Was	W	9/15/19
140	CHI	W	9/25/16	111	PHI	W	10/20/19
139	@NYG	W	11/4/19	107	@NYG	L	12/11/16
138	@SF	W	10/2/16	105	PHI	W	12/27/20
134	CIN	W	10/9/16	105	@NYJ	L	10/13/19
127	@Sea	L	9/23/18	104	NYG	W	9/10/17
125	MIA	W	9/22/19	106	JAX	W	10/14/18
122	@Atl	W	11/18/18	103	@Phi	W	12/31/17
122	WAS	W	12/29/19	103	@Min	W	11/22/20

### Career 100-Yard Rushing Games

Player	Games
Emmitt Smith	76
Tony Dorsett	43
<b>Ezekiel Elliott</b>	<b>28</b>

Elliott set a franchise rookie record with 12 games of 20-plus carries, which was also the most by any NFL rusher in 2016. He added nine games in 2017, seven in 2018, seven in 2019 and three in 2020 - 38 career games with 20-plus carries. Dallas is 28-10 during those contests:

### Ezekiel Elliott 20-plus Carry Games (38 total)

Opp	Date	Att	Yds	W/L	Opp	Date	Att	Yds	W/L
@Was	10/19/17	33	150	W	TB	12/18/16	23	159	W
CHI	9/25/16	30	140	W	@Atl	11/18/18	23	122	W
GB	10/8/17	29	116	L	NO	11/29/18	23	76	W
@GB	10/16/16	28	157	W	@Was	9/15/19	23	111	W
PHI	12/9/18	28	113	W	PHI	10/20/19	22	111	W
@NYJ	10/13/19	28	105	L	PHI	10/30/16	22	96	W
KC	11/5/17	27	93	W	@Ari	9/25/17	22	80	W
@Phi	12/31/17	27	103	W	@LAR	9/13/20	22	96	L
WAS	11/22/18	26	121	W	ATL	9/20/20	22	89	W
@SF	10/22/17	26	147	W	@NE	11/24/19	21	86	L
DET	9/30/18	25	152	W	@Was	9/18/16	21	83	W
BAL	11/20/16	25	97	W	@Pit	11/13/16	21	114	W
@NYG	12/11/16	24	107	L	LAR	10/1/17	21	85	L
NYG	9/10/17	24	104	W	@Min	11/22/20	21	103	W
SEA	12/24/17	24	97	L	NYG	9/11/16	20	51	L
JAX	10/14/18	24	106	W	WAS	11/20/16	20	97	W
LAR	12/15/19	24	117	W	@Min	12/1/16	20	86	W
@NYG	11/4/19	23	139	W	@Hou	10/7/18	20	54	L
@SF	10/2/16	23	138	W	MIN	11/10/19	20	47	L

## ★ KEEP IT <sup>100</sup> ★

Elliott has posted 28 games with at least 100 rushing yards since 2016 - most in the NFL during that time:

### 100-Yard Rushing Games - 2016-21

Player	Games
<b>Ezekiel Elliott, Dal</b>	<b>28</b>
Derrick Henry, Ten	20
Nick Chubb, Cle	17

Ezekiel Elliott tied for the league lead with seven games over 100 yards in 2019, and he had two in 2020:

### 100-Yard Rushing Games - 2020

Player	Games
Derrick Henry, Ten	10
Dalvin Cook, Min	8
Eight players with three-plus	--
<b>Ezekiel Elliott</b>	<b>2</b>

## ★ EZEKIEL ELLIOTT RUSHING TOUCHDOWNS BY TEAM ★



## ★ BIG-PLAY RUNS ★

Since entering the league in 2016, Elliott has posted the most "big-play" runs of 10-plus yards:

### Big-Play Runs - 2016-21

Player	10+ Runs
<b>Ezekiel Elliott, Dal</b>	<b>171</b>
Derrick Henry, Ten	154
Todd Gurley, LAR/Atl	128
Melvin Gordon, LAC/Den	126

In fact, Elliott has recorded a 10-plus yard run on 12.0% of his career carries, which ranks third in the NFL among active running backs and 19th in NFL history (min. 750 att):

### Big-Play Run Percentage - Active Running Backs

Player	10+ Runs
Derrick Henry, Ten	12.8%
Dalvin Cook, Min	12.4%
<b>Ezekiel Elliott, Dal</b>	<b>12.0%</b>

## ★ PROLIFIC START ★

Ezekiel Elliott's first five NFL seasons have put him in the upper echelon of running backs at the outset of a career. Elliott surpassed 8,000 scrimmage yards at Baltimore (12/8/20) and became the ninth player since the 1970 NFL merger to accumulate 8,000 total yards in the first 70 games of a career:

### Players with 8,000 Yards in first 70 Career Games

Player	Team	Touches	Tot Yds	Yds/Touch
Edgerrin James	Ind	1,889	8,831	4.67
Eric Dickerson	LAR/Ind	1,782	8,789	4.93
LaDainian Tomlinson	SD	1,826	8,775	4.81
Le'Veon Bell	Pit/NYJ	1,706	8,653	5.07
<b>Ezekiel Elliott</b>	<b>Dal</b>	<b>1,654</b>	<b>8,341</b>	<b>5.05</b>
Arian Foster	Hou	1,586	8,198	5.17
Ricky Williams	NO/Mia	1,818	8,160	4.49
Marcus Allen	Oak	1,572	8,154	5.19
Terrell Davis	Den	1,645	8,117	4.93

Now into his sixth season Elliott sits at 8,380 yards - just 1,620 scrimmage yards away from 10,000 for his career, and if he reaches that plateau in 2021, he will be the 10th player in league history his 10,000 yards in his first six NFL seasons.

## ★ BY LAND AND BY AIR ★

Ezekiel Elliott rushed for a one-yard score and caught a 19-yard pass for a touchdown in the 2020 season opener at the LA Rams (9/13). It was Elliott's seventh career game with a touchdown on the ground and through the air, third-most in the league since 2016:

### Games with Rush TD & Rec TD Since 2016

Player	Team	Seasons	Games
Christian McCaffrey	CAR	2017-21	9
Alvin Kamara	NO	2017-21	8
<b>Ezekiel Elliott</b>	<b>DAL</b>	<b>2016-21</b>	<b>7</b>
David Johnson	ARZ/HOU	2016-21	6
Kareem Hunt	KC/CLE	2016-21	6
Todd Gurley	LAR/ATL	2016-21	5

## ★ HUNGRY? GRAB SCRIMMAGE YARDS ★

Ezekiel Elliott ranked eighth among running backs - 15th overall - in the NFL with 1,317 scrimmage yards in 2020, an average of 87.8 yards-per-game:

### Scrimmage Yards by Running Backs in 2020

Player	Team	Rush Yds	Rec Yds	Tot Yds
Derrick Henry	Ten	2,027	114	2,141
Dalvin Cook	Min	1,557	361	1,918
Alvin Kamara	NO	932	756	1,688
David Montgomery	Chi	1,070	438	1,508
Jonathan Taylor	Ind	1,169	299	1,468
Aaron Jones	GB	1,104	355	1,459
James Robinson	Jac	1,070	344	1,414
<b>Ezekiel Elliott</b>	<b>Dal</b>	<b>979</b>	<b>338</b>	<b>1,317</b>
Josh Jacobs	LV	1,065	238	1,303

## ★ MR. TOUCHDOWN ★

Ezekiel Elliott reached 50 career touchdowns - 41 rushing and nine receiving - in the 2020 season opener at the LA Rams. He currently sits at 56 scores, the 11th Cowboy to reach 50 career touchdowns and the fourth to do so in his first five seasons, joining Emmitt Smith (75), Dez Bryant (58) and Bob Hayes (53):

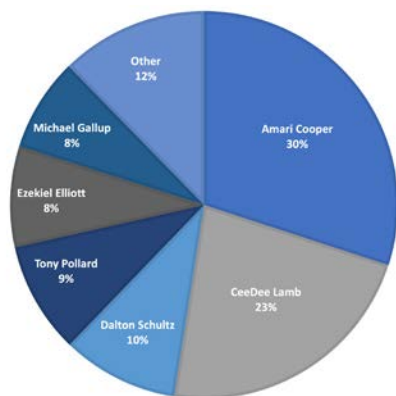
### Cowboys Players with 50 TDs Through First Five Years

Player	Gms	Rush TD	Rec TD	Ret TD	Tot TD
Emmitt Smith	77	71	4	0	75
Dez Bryant	75	0	56	2	58
<b>Ezekiel Elliott</b>	<b>71</b>	<b>46</b>	<b>10</b>	<b>0</b>	<b>56</b>
Bob Hayes	64	1	49	3	53

## ★ DIVIDING UP THE PIE ★

Dallas Cowboys Head Coach Mike McCarthy has a plethora of offensive weapons at his disposal. Below is a breakdown of the percentage of yards gained by player in 2021:

### Dallas Cowboys Offensive Breakdown - 463 Gross Yards



## ★ AIR & GROUND ★

Ezekiel Elliott has proven himself a dual-threat throughout his career, establishing a club record for the most games with 100 rush yards and 50 receiving yards in Cowboys history:

Player	100 Rush Yds & 50 Rec. Yds Games
<b>Ezekiel Elliott</b>	<b>5</b>
Tony Dorsett	4
Herschel Walker	4
Emmitt Smith	4

His five career games with at least 100 rushing yards and 50 receiving yards are also tied for the most by any league rusher since he entered the NFL in 2016 (Christian McCaffrey).

Elliott is also the second player in team history with 1,000 rushing yards and 500 receiving yards in a single season, joining Herschel Walker (1988):

Player	Season	1,000 Rush Yds	500 Rec. Yds	Total
Herschel Walker	1988	1,514	505	2,019
<b>Ezekiel Elliott</b>	<b>2018</b>	<b>1,434</b>	<b>567</b>	<b>2,001</b>

Elliott recorded at least 50 receptions in three consecutive seasons from 2018-20, a streak that makes him one-of-39 running backs in league history with three-straight 50-catch campaigns and one-of-two running backs with an active streak, joining Alvin Kamara (four consecutive seasons, 2017-20).

## ★ BUILT ZEKE TOUGH ★

Ezekiel Elliott was a bruising force with the ball in his hands in 2020, punishing opposing defenses with 688 yards after contact when he carried the ball - ninth in the NFL (per PFF):

Player	Team	Rush	Yards	YAC	YACO/Att
Derrick Henry	TEN	378	2,027	1,490	3.9
Dalvin Cook	MIN	312	1,557	1,039	3.3
David Montgomery	CHI	247	1,070	779	3.2
Nick Chubb	CLE	190	1,067	771	4.1
Josh Jacobs	LV	273	1,065	770	2.8
James Robinson	JAC	240	1,070	764	3.2
Aaron Jones	GB	201	1,104	712	3.5
Ronald Jones	TB	192	978	701	3.6
<b>Ezekiel Elliott</b>	<b>DAL</b>	<b>244</b>	<b>979</b>	<b>688</b>	<b>2.8</b>
Jonathan Taylor	IND	232	1,169	685	2.9

Elliott also recorded the fourth-most rushes on third/fourth down with one yard to gain, converting 13 of his 16 attempts into first downs to tie for third in the NFL:

Player	Rush	1stD	Player	Rush	1stD
Gus Edwards	18	17	Kenyan Drake	16	13
Cam Newton	17	16	Peyton Barber	13	13
<b>Ezekiel Elliott</b>	<b>16</b>	<b>13</b>	Dalvin Cook	19	13

## ★ GIVE HIM 200 ★

Ezekiel Elliott owns four 200 scrimmage yard games in his career - tied with DeMarco Murray and Emmitt Smith for the most such games in Cowboys history. Marshall Faulk owns the NFL record with 14 200-yard games.

### Ezekiel Elliott 200-Yard Games

Date/Opp	Rush Yds	Rec Yds	Tot Yds
9/30/18 vs. Det.	152	88	240
10/22/17 at SF	147	72	219
11/13/16 at Pit.	114	95	209
11/18/18 at Atl.	122	79	201

## ★ KEEP IT <sup>100</sup> PART 2 ★

Ezekiel Elliott does not discriminate when it comes to 100-yard games, gobbling up yards on the ground and in the air throughout his career to the tune of 44 games with 100 scrimmage yards - by far the most of any player in the NFL since 2016:

### 100 Scrimmage Yard Games - 2016-21

Player	Games
<b>Ezekiel Elliott, Dal.</b>	<b>44</b>
Julio Jones, Atl.	30
David Johnson, Hou.	29
Alvin Kamara, NO.	28
Melvin Gordon, LAC/Den.	28
Christian McCaffrey, Car.	28

In fact, Elliott's 44 games with 100 scrimmage yards are tied for the eighth-most by any player in the first five years of a career:

### 100 Scrimmage Yard Games - First Five NFL Seasons

Player	Games	Player	Games
Eric Dickerson	54	William Andrews	45
Edgerrin James	49	Emmitt Smith	45
Marcus Allen	48	Curtis Martin	44
Thurman Thomas	47	<b>Ezekiel Elliott</b>	<b>44</b>
LaDainian Tomlinson	46	Six players tied	42

Elliott had six 100 scrimmage yard games in 2020, tied for 12th in the NFL and seventh among running backs.

## ★ GO AHEAD TD GLUTTON ★

Ezekiel Elliott has been a touchdown machine for the Cowboys, and he has been extra hungry in the pivotal moments of games, scoring 24 touchdowns to put the Cowboys ahead in the game since his rookie season - the second-most go ahead touchdowns of any non-passer in the NFL:

### Go ahead Rush and Rec TDs - 2016-21

Player	Rush TD	Rec TD	Total TDs
Davante Adams	0	26	26
<b>Ezekiel Elliott</b>	<b>20</b>	<b>4</b>	<b>24</b>
Melvin Gordon	20	4	24
Todd Gurley	15	6	21
Derrick Henry	18	0	18
Aaron Jones	12	5	17
Tyreek Hill	2	15	17
Alvin Kamara	13	4	17
Travis Kelce	0	17	17
Amari Cooper	0	15	15

## ★ FORWARD MOMENTUM ★

After much continuity at offensive line in his first four NFL seasons, Ezekiel Elliott ran behind eight different starting line combinations in 2020. Through this adversity, Elliott still managed to provide positive yardage on the vast majority of rush attempts by recording a negative rush on only 6.15% of his carries - the ninth-lowest percentage (min. 100 carries):

### Lowest Negative Rush Percentage in 2020

Player	Team	Carries	Stuffs	Stuff %
Lamar Jackson	Bal.	159	5	3.14%
Dalvin Cook	Min.	312	12	3.85%
Jamaal Williams	GB	119	5	4.20%
Latavius Murray	NO	146	7	4.79%
Chris Carson	Sea	141	7	4.96%
Damien Harris	NE	137	7	5.11%
Derrick Henry	Ten	378	23	6.08%
David Johnson	Hou	147	9	6.12%
<b>Ezekiel Elliott</b>	<b>Dal</b>	<b>244</b>	<b>15</b>	<b>6.15%</b>
Ronald Jones II	TB	192	12	6.25%

## ★ MOVE THE CHAINS ★

Ezekiel Elliott was the engine that kept the Cowboys offense moving in 2020, accounting for 82 total first downs on the year - the fifth-most first downs in the league:

### Most First Downs by Player in 2020

Player	Team	Rush 1st	Rec 1st	Tot 1st
Dalvin Cook	Min	91	17	108
Derrick Henry	Ten	98	4	102
Alvin Kamara	NO	58	35	93
David Montgomery	Chi	59	25	84
<b>Ezekiel Elliott</b>	<b>Dal</b>	<b>62</b>	<b>20</b>	<b>82</b>

Additionally, Elliott gained a first down on 27.7% of his touches in 2020 - 15th among all players (min. 150 touches):

Player	Team	Touches	Tot 1st	1st D %
Lamar Jackson	Bal	159	59	35.2%
J.D. McKissic	Was	165	57	34.6%
Alvin Kamara	NO	270	93	34.4%
Gus Edwards	Bal	153	49	32.0%
Chris Carson	Sea	178	57	32.0%
Nyheim Hines	Ind	152	48	31.6%
Darrell Henderson	LAR	154	48	31.2%
Dalvin Cook	Min	356	108	30.3%
Jonathan Taylor	Ind	268	81	30.2%
Nick Chubb	Cle	206	62	30.1%
David Johnson	Hou	180	54	30.0%
D'Andre Swift	Det	160	46	28.8%
Chase Edmonds	Ari	150	43	28.7%
David Montgomery	Chi	301	84	27.9%
<b>Ezekiel Elliott</b>	<b>Dal</b>	<b>296</b>	<b>82</b>	<b>27.7%</b>

Elliott is one of the most prolific chain movers at the running back position in recent history, picking up a first down on 25.4% of his 1,424 career carries - a percentage that ranks 10th among all rushers since the data became available in 1994 (min. 500 att.):

### Highest 1st Down Percentage by RB Since 1994

Player	Att	Yds	1st D	1st D %
Zack Crockett	510	1,701	158	31.0%
Alvin Kamara	692	3,423	191	27.6%
Marcus Allen*	726	2,934	195	26.9%
Priest Holmes	1,780	8,172	471	26.5%
Chris Carson	731	3,361	192	26.3%
Jamaal Charles	1,407	7,563	368	26.2%
Marlon Mack	539	2,383	140	26.0%
Sammy Morris	736	3,053	190	25.8%
Aaron Jones	656	3,373	169	25.8%
<b>Ezekiel Elliott</b>	<b>1,424</b>	<b>6,417</b>	<b>362</b>	<b>25.4%</b>

\*numbers from career stats starting in 1994

## ★ CONSUMMATE CONSUMER ★

Ezekiel Elliott's first five NFL seasons have put him in the upper echelon of running backs at the outset of a career, as he is one-of-four players in NFL history to record 1,200 scrimmage yards and seven touchdowns in each of his first five years:

### Players with 1,200 Yards and Seven TDs in First Five Years

Player	Seasons	Total Yards	Total TD
Ricky Watters	1992-96	7,852	58
Randy Moss	1998-02	6,884	60
LaDainian Tomlinson	2001-05	9,753	80
<b>Ezekiel Elliott</b>	<b>2016-20</b>	<b>8,341</b>	<b>56</b>

Elliott tied with Jamal Lewis, Curtis Martin and LaDainian Tomlinson for the 15th-most 100-yard rushing games (28) by a player in his first five NFL seasons, and his 8,341 scrimmage yards in his first five seasons rank eighth in NFL history:

### Most Scrimmage Yards in First Five NFL Seasons

Player	Seasons	Touches	Total Yards
LaDainian Tomlinson	2001-05	2,044	9,753
Eric Dickerson	1983-87	1,884	9,301
Thurman Thomas	1988-92	1,623	8,982
Emmitt Smith	1990-94	1,869	8,759
Chris Johnson	2008-12	1,693	8,546
William Andrews	1979-83	1,535	8,384
Walter Payton	1975-79	1,704	8,350
<b>Ezekiel Elliott</b>	<b>2016-20</b>	<b>1,654</b>	<b>8,341</b>
Eddie George	1996-00	1,927	8,321
Barry Sanders	1989-93	1,598	8,288

## ★ DOUBLE TROUBLE ★

Tony Pollard filled in for an injured Ezekiel Elliott against the 49ers (12/20/20) and showed off his ability as a two-way player, running and catching the ball. Pollard finished the game with 69 rushing yards and 63 receiving yards, for a total of 132 scrimmage yards - second-most in a single game in his career.

### Tony Pollard Career 100-Yard Games

Date/Opp	Rush Yds	Rec Yds	Tot Yds
12/15/19 vs. LAR	131	12	143
12/20/20 vs. SF	69	63	132
9/22/19 vs. Mia	103	25	128

Pollard also scored two touchdowns in the game, both on the ground, to mark his first career multi-touchdown game. Pollard's 40-yard touchdown in the fourth quarter was his fourth rush of 20-plus yards in 2020 and his second touchdown of over 20 yards. His two long touchdown runs were tied for fourth on the year, despite working with limited carries out of the backfield.

## ★ CAN'T TOUCH THIS ★

Tony Pollard has ranked among the leaders at forcing missed tackles, avoiding tacklers on 24.1% of his touches on the ground and in the passing game in 2020, per PFF (min. 75 touches):

### Tackles Avoided Percentage by RBs in 2020

Player	Touches	Tkl Avoided	Avoid %
Nick Chubb	206	64	31.1%
Mike Davis	224	65	29.0%
Alexander Mattison	109	29	26.6%
Justin Jackson	78	20	25.6%
<b>Tony Pollard</b>	<b>129</b>	<b>31</b>	<b>24.1%</b>

Through one game in 2021 Pollard has forced one missed tackle on seven touches (14.7%).

## ★ GIVE THEM 100 ★

The Dallas Cowboys offense has put a premium on its rushing attack, and since 2016, the unit has logged the most games (29) with a 100-yard rusher in the NFL:

### Games with a 100-Yard Rusher - 2016-21

Team	Games
<b>Dallas</b>	<b>29</b>
Tennessee	26
Cle/Bal	23



# 4

**Tony Pollard had four carries of 20-plus yards on just 101 rushing attempts in 2020, with a 20-plus yard run coming on 4.0% of his total carries. That percentage was the ninth-highest among running backs with at least 75 carries in 2020.**



10

Since Amari Cooper's trade to Dallas in Week 9 of 2018, he has produced 10 touchdown catches of 20-plus yards, the second-most in the NFL. In fact, 47.6% of Cooper's 21 regular season touchdowns with Dallas have come from 20-plus yards.

## ★ THE AMARI EFFECT ★

Amari Cooper has been a reliable target for the Cowboys and has been particularly efficient at moving the chains for the offense, recording 155 first down receptions (seventh) spanning four seasons since his trade to Dallas:

### NFL 1st Down Receiving Leaders - Week 9, 2018 to 2021

Player	GP	Rec	Yds	Avg	TD	1st	1st%
DeAndre Hopkins, Ari	40	287	3,438	12.0	20	190	66.2%
Travis Kelce, KC	40	267	3,415	12.8	24	189	70.8%
Keenan Allen, LAC	40	269	2,981	11.1	19	168	62.5%
Davante Adams, GB	35	262	3,123	11.9	30	163	62.2%
Julio Jones, Atl	34	213	3,059	14.4	17	157	73.7%
Michael Thomas, NO	32	256	2,899	11.3	14	156	60.9%
<b>Amari Cooper, Dal</b>	<b>42</b>	<b>237</b>	<b>3,167</b>	<b>13.4</b>	<b>21</b>	<b>155</b>	<b>65.4%</b>
Allen Robinson, Chi	40	236	2,901	12.3	15	155	65.7%

Cooper has also demonstrated a penchant for scoring touchdowns in his tenure with the Cowboys, posting 21 touchdown receptions - seventh in the NFL - and finding the endzone on 8.9% of his catches:

### Wide Receiver Touchdown Leaders - Week 9, 2018 to 2020

Player	Rec	Yds	Avg	Lg	TD	TD%
Davante Adams, GB	262	3,123	11.9	58	30	11.5%
Tyreek Hill, KC	199	3,107	15.6	75t	28	14.1%
Mike Evans, TB	180	2,941	16.3	67t	25	13.9%
Adam Thielen, Min	152	1,883	12.4	51	25	16.4%
Travis Kelce, KC	267	3,415	12.8	47	24	8.9%
Tyler Lockett, Sea	218	2,782	12.8	69t	24	11.0%
<b>Amari Cooper, Dal</b>	<b>237</b>	<b>3,167</b>	<b>13.4</b>	<b>90t</b>	<b>21</b>	<b>8.9%</b>
A.J. Brown, Ten	126	2,175	17.3	91t	20	15.8%
Chris Godwin, TB	191	2,780	14.6	71t	20	10.5%
Calvin Ridley, Atl	195	2,720	13.9	75t	20	10.3%
Six players tied	--	--	--	--	19	--

Cooper changed the way Dallas was operating on third downs, and since he joined the Cowboys offense, the team ranks third in third down conversion percentage (45.0%). He leads all Cowboys receivers with 40 receiving first downs on third down in his time with Dallas and has converted 81.6% (40-of-49) of his 49 third down receptions into first downs.

## ★ 200-YARD CLUB ★

Amari Cooper exploded for a career-best 226 receiving yards on 11 receptions against Green Bay (10/6/19), his second 200-yard game as a Cowboy and the third of his career. He is the only Cowboys player to have multiple 200-yard games:

### Cowboys Receivers with 200 Yards

Player	Date/Opp	Rec	Yards	TD
Miles Austin	10/11/19 at KC	10	250	2
Bob Hayes	11/13/66 at Was	9	246	2
Frank Clarke	9/16/62 vs. Was	10	241	3
<b>Amari Cooper</b>	<b>10/6/19 vs. GB</b>	<b>11</b>	<b>226</b>	<b>1</b>
Dez Bryant	12/23/12 vs. NO	9	224	2
Lance Rentzel	11/19/67 vs. Was	13	223	1
<b>Amari Cooper</b>	<b>12/9/18 vs. Phi</b>	<b>10</b>	<b>217</b>	<b>3</b>
Tony Hill	11/12/79 vs. Phi	7	213	2
Terrell Owens	11/23/08 vs. SF	7	213	1
Michael Irvin	9/20/92 vs. Pho	8	210	3
James Dixon	11/12/89 at Pho	6	203	1
Kevin Williams	12/25/95 at Ari	9	203	2

Cooper is one-of-five players in NFL history with three-or-more games of 10 receptions and 200 yards:

Player	Team	Games
Calvin Johnson	Det	4
Jerry Rice	SF	4
<b>Amari Cooper</b>	<b>Oak/Dal</b>	<b>3</b>
Isaac Bruce	Stl	3
Julio Jones	Atl	3

## ★ CHECKMATE COOPER ★

Amari Cooper established a career high with 92 catches on the 2020 season, surpassing his previous high of 83:

Season	Team	Rec	Yards	TD
<b>2020</b>	<b>Dallas</b>	<b>92</b>	<b>1,114</b>	<b>5</b>
2016	Oakland	83	1,153	5
2019	Dallas	79	1,189	8
2018	Dal/Oak	75	1,005	7
2015	Oakland	72	1,070	6
2017	Oakland	48	680	7

Cooper's 92 receptions are tied for the eighth-most in single-season team history, and he is only the fourth Cowboys player to eclipse 90 catches in a season:

### Cowboys Players to Record 90 Catches in a Season

Player	90-Catch Seasons
Jason Witten	4 (2007, 09, 10, 12)
Dez Bryant	2 (2012,13)
Michael Irvin	2 (1991,95)
<b>Amari Cooper</b>	<b>1 (2020)</b>

Cooper also eclipsed 1,000 receiving yards on the season, marking his third consecutive year topping 1,000 yards and fifth season overall for his career. Cooper is just the 11th player in NFL history to open a career with at least five 1,000-yard seasons in his first six years:

Player	Team(s)	Seasons	1,000-Yd Seasons
Mike Evans	TB	2014-19	6
Randy Moss	Min	1998-03	6
Lance Alworth	SD	1963-67	5
Odell Beckham Jr.	NYG/Cle	2014-19	5
Marques Colston	NO	2006-11	5
<b>Amari Cooper</b>	<b>Oak/Dal</b>	<b>2015-20</b>	<b>5</b>
A.J. Green	Cin	2011-15	5
Torry Holt	Stl	2000-04	5
Chad Johnson	Cin	2002-06	5
Brandon Marshall	Den/Mia	2007-11	5
Jerry Rice	SF	1986-90	5

Cooper's proven to be a reliable receiver for the Cowboys offense, and in 2020 he caught 92-of-130 passes he was targeted on, which at 70.8% was the 10th-highest reception rate among wide receivers in the league (min. 100 targets).

Player	Tgt	Rec	Rec%	Player	Tgt	Rec	Rec%
D. Adams	149	115	77.2%	C. Kupp	124	92	74.2%
C. Beasley	107	82	76.7%	D. Hopkins	160	115	71.9%
S. Diggs	166	127	76.5%	T. Boyd	110	79	71.8%
J. Smith-Schuster	128	97	75.8%	J. Landry	101	72	71.3%
T. Lockett	132	100	75.8%	<b>A. Cooper</b>	<b>130</b>	<b>92</b>	<b>70.8%</b>

## ★ COOPER'S CATCHES BY TEAM ★

Following the game against San Francisco (12/20/20) in which he caught two passes, Amari Cooper now has caught a pass against every NFL team except for the Cowboys and Raiders - the two teams he has played for. Below are Cooper's receptions by team:

						
33	32	30				
						
29	28	27	23	23	22	21
						
19	18	17	15	14		
						
12	12	12	10	10		
						
9	9	9	7	4		
						
4	4	4	3	2		

Since his trade to Dallas in the middle of 2018, Cooper has caught nine touchdowns against the NFC East, the sixth-most by any player against his own division in that span:

Player	TD Rec	Player	TD Rec
Chris Godwin .....	12	Stefon Diggs, .....	10
Davante Adams .....	11	<b>Amari Cooper</b> .....	9
Tyler Lockett .....	11	Eight players tied .....	8
Marvin Jones Jr. ....	11		

## ★ FLY THE COOP ★

Amari Cooper was dynamic in 2020 with 92 receptions (t-11th) to go with 1,114 yards (14th) and 54 first downs (15th). Cooper picked up where he left off in 2021, recording a league-leading 13 catches through one week:

NFL 2021 Reception Leaders					
Player	Rec	Yds	TD	1st D	1stD%
<b>Amari Cooper, Dal</b> .....	<b>13</b>	<b>139</b>	<b>2</b>	<b>8</b>	<b>61.5%</b>
Tyreek Hill, KC .....	11	197	1	8	72.7%
Keenan Allen, LAC .....	9	100	0	7	77.8%
Stefon Diggs, Buf. ....	9	69	0	4	44.4%
Chris Godwin, TB .....	9	105	1	7	77.8%
Christian McCaffrey .....	9	89	0	6	66.7%
Deebo Samuel, SF .....	9	189	1	6	66.7%
Adam Thielen, Min. ....	9	92	2	5	55.6%

Cooper's 92 catches in 2020 tied for the eighth-most in a season by any player in Cowboys history:

Single-Season Catches - Cowboys History					
Player	Season	Rec	Player	Season	Rec
Michael Irvin .....	1995	111	Dez Bryant .....	2013	93
Jason Witten .....	2012	110	Michael Irvin .....	1991	93
Jason Witten .....	2007	96	<b>Amari Cooper</b> .....	<b>2020</b>	<b>92</b>
Jason Witten .....	2009	94	Dez Bryant .....	2012	92
Jason Witten .....	2010	94	Two players tied .....		88

## ★ THAT'S AMARI! ★

Amari Cooper has changed the way Dallas operates in the passing game, stretching defenses and providing a touchdown threat from anywhere on the field. Since Dallas acquired Cooper, 10 of his 21 touchdowns have come from 20-plus yards - second league-wide from Week 9, 2018 through 2021:

### 20+ Yard Touchdown Receptions from Week 9, 2018-2021

Player	Rec	TD	20+ TD	20+ Pct.
Tyreek Hill, KC .....	199	28	18	64.3%
<b>Amari Cooper, Dal</b> .....	<b>237</b>	<b>21</b>	<b>10</b>	<b>47.6%</b>
Nelson Agholor, Phi/LV .....	115	15	9	60.0%
Antonio Brown, Pit/Ne/TB .....	112	13	9	69.2%
Jared Cook, Oak/NO .....	117	19	9	47.4%
Stefon Diggs, Min/Buf. ....	243	19	9	47.4%
Mike Evans, TB .....	180	25	9	36.0%
10 players tied .....	--	--	8	--

## ★ CATCH ME IF YOU CAN ★

Amari Cooper caught 10 passes for 81 yards in the 2020 season opener at the LA Rams (9/13/20), and then 13 passes for 139 yards in the 2021 season opener at Tampa Bay (9/9). Cooper's 13 catches are the most by a Cowboys player in the opening game of a season, surpassing the previous record which he tied with his 2020 performance:

Player	Opp/Date	Rec.
<b>Amari Cooper</b> .....	<b>@TB, 9/9/21</b>	<b>13</b>
<b>Amari Cooper</b> .....	<b>@LAR, 9/13/20</b>	<b>10</b>
Miles Austin .....	@WAS, 9/12/10	10
Miles Austin .....	NYG, 9/8/13	10
Frank Clarke .....	WAS, 9/16/62	10
Frank Clarke .....	STL, 9/12/64	10
Tony Dorsett .....	@LAR, 9/3/84	10

Cooper owns 10 career games with 10-plus catches - including six games as a Dallas Cowboy. His six games with Dallas are the third-most in a Cowboys career:

Player	10+ Rec Gms
Jason Witten .....	11
Michael Irvin .....	7
<b>Amari Cooper</b> .....	<b>6</b>
Miles Austin .....	5
Dez Bryant .....	4

Since the start of 2018, his seven games - between Oakland and Dallas - with 10-plus catches rank sixth in the NFL:

Player	Games	Player	Games
Michael Thomas .....	15	DeAndre Hopkins .....	8
Davante Adams .....	10	<b>Amari Cooper</b> .....	<b>7</b>
Christian McCaffrey .....	9	Zach Ertz .....	6
Stefon Diggs .....	9	Julio Jones .....	6

## ★ VERTICAL HORIZON ★

The Cowboys ranked among the most dangerous teams in the vertical passing game in 2020, recording a passer rating of 88.7 on pass attempts more than 21 yards in the air and completing six passes of 50-plus yards - tied for the third-most in the NFL.

Team	50+ Pass Plays
LA Chargers .....	8
Tennessee .....	8
<b>Dallas</b> .....	<b>6</b>
Seattle .....	6

Three of those 50-yard completions came in the Cowboys game against Philadelphia (12/27/20) - the most such plays by any team in a single game in 2020. Amari Cooper averaged 30.3 yards-per-reception on four catches in the game - the sixth-highest single-game average among all NFL players in 2020, and it was the highest average by a Cowboys receiver since Terrance Williams (37.8 yards-per-reception on four catches) against Denver (10/6/13).

### Highest Single-Game Receiving Average in 2020

Player	Date/Opp	Rec	Yards	Avg
Kalif Raymond .....	9/27 at Min	3	118	39.3
M. Valdes-Scantling .....	11/15 vs. Jac	4	149	37.3
Cam Sims .....	11/8 vs. NYG	3	110	36.7
David Moore .....	10/4 at Mia	3	95	31.7
Nelson Agholor .....	12/26 vs. Mia	5	155	31.0
<b>Amari Cooper</b> .....	<b>12/27 vs. Phi</b>	<b>4</b>	<b>121</b>	<b>30.3</b>

## ★ NOT SO MINI COOPER ★

Amari Cooper has constantly been a source of explosive plays for the Cowboys offense, a trend that has continued in 2021, as Cooper leads all non quarterbacks in plays of 10-plus yards:

Player	10+ Rec	10+Rush	Total 10+
<b>Amari Cooper</b> .....	<b>7</b>	<b>0</b>	<b>7</b>
Christian McCaffrey .....	5	2	7
Tyreek Hill .....	6	0	6
Deebo Samuel .....	6	0	6
T.J. Hockenson .....	6	0	6
Five players tied .....	--	--	5

Cooper also has eight first downs in 2021, which are tied for the second-most in the league and tied for the most among wide receivers.

## ★ CEEDEE'S BIG PLAYS ★

CeeDee Lamb proved to be a big-play threat in 2020, tying for the 11th-most receptions of 20-plus yards among all receivers with 18. He is moving towards that mark already in 2021, ranking second in the league with three 20-plus yard catches after just one game:

### Big-Play Receptions - 2021 NFL Leaders

Player	20+ Yd Rec
Tyreek Hill .....	4
Antonio Brown .....	3
Corey Davis .....	3
<b>CeeDee Lamb</b> .....	<b>3</b>
Deebo Samuel .....	3
15 players tied .....	2

## ★ LAMB CHOPS UP DEFENSES ★

CeeDee Lamb became the 24th non-running back since the NFL Merger to record 1,000 scrimmage yards in his rookie season in 2020, recording 935 receiving yards and 82 rush yards for 1,017 scrimmage yards:

Player/Season	Yards	Player/Season	Yards
Anquan Boldin, 2003 .....	1,417	Eddie Royal, 2008 .....	1,089
Justin Jefferson, 2020 .....	1,402	Eddie Brown, 1985 .....	1,071
Odell Beckham, 2014 .....	1,340	Amari Cooper, 2015 .....	1,067
Randy Moss, 1998 .....	1,317	Mike Evans, 2014 .....	1,051
Michael Clayton, 2004 .....	1,223	Keenan Allen, 2013 .....	1,046
Ernest Givens, 1986 .....	1,210	Marques Colston, 2006 .....	1,038
Joey Galloway, 1995 .....	1,193	<b>CeeDee Lamb, 2020 .....</b>	<b>1,017</b>
Terry Glenn, 1996 .....	1,174	Julio Jones, 2011 .....	1,015
Michael Thomas, 2016 .....	1,137	Cris Collinsworth, 1981 .....	1,009
Bill Brooks, 1986 .....	1,136	Kelvin Benjamin, 2014 .....	1,008
A.J. Brown, 2019 .....	1,111	DeSean Jackson, 2008 .....	1,008
A.J. Green, 2011 .....	1,110	John Jefferson, 1978 .....	1,008

## ★ CEEDEE'S TDS ★

CeeDee Lamb scored seven touchdowns for the Cowboys as a rookie (five receiving, one rushing, one kick return). His touchdown total is tied for eighth in Cowboys history for a rookie, and he is one-of-five players in franchise history to score a touchdown three different ways in the same year:

Player	Season	RushTD	RecTD	Kick/Punt RetTD	Fum RetTD
<b>CeeDee Lamb</b> .....	<b>2020</b>	<b>1</b>	<b>5</b>	<b>1</b>	<b>0</b>
Kevin Williams .....	1993	2	2	1	0
Tony Dorsett .....	1978	7	2	0	1
Mike Montgomery .....	1972	1	1	0	1
Amos Marsh .....	1962	6	2	1	0

Additionally, Lamb is one-of-29 rookies in NFL history, and one-of-13 rookies since the NFL Merger, to score a touchdown rushing, receiving and on a kick return:

### NFL Rookies with Rush, Rec and Kick Ret TD since 1970

Player	Season	Player	Season
<b>CeeDee Lamb</b> .....	<b>2020</b>	Jacoby Ford .....	2010
Steven Sims .....	2019	M. Jones-Drew .....	2006
Alvin Kamara .....	2017	Tim Brown .....	1988
Tyreek Hill .....	2016	Gary Anderson .....	1985
David Johnson .....	2015	Ray Williams .....	1980
Cardarrelle Patterson .....	2013	Mack Herron .....	1973
David Wilson .....	2012		



# 94%

**CeeDee Lamb played 483-of-516 passing snaps from the slot receiver position in 2020, which at 93.6% was the highest slot percentage in the league (min 50 snaps).**

## ★ NO SILENCING THIS LAMB ★

CeeDee Lamb established a franchise record in the game at Minnesota (11/22/20), surpassing Bob Hayes for the most receptions by a Cowboys rookie:

### Most Receptions by a Cowboys Rookie - Season

Player	Year	Rec	Yds	Avg	TD
<b>CeeDee Lamb</b> .....	<b>2020</b>	<b>74</b>	<b>935</b>	<b>12.6</b>	<b>5</b>
Bob Hayes .....	1965	46	1,003	21.8	12
Dez Bryant .....	2010	45	561	12.5	6
Antonio Bryant .....	2002	44	733	16.7	6
Terrance Williams .....	2013	44	736	16.7	5
Mike Sherrard .....	1986	41	744	18.2	5

## ★ ON THE LAMB ★

CeeDee Lamb caught six passes for 106 yards in Week 2 against the Falcons, becoming the 12th Cowboys rookie - 17th time - to post a 100-yard game:

### 100-Yard Receiving Game by a Cowboys Rookie WR

Player	Opp/Date	Yards
James Dixon .....	@Phi, 11/12/89	203
Bob Hayes .....	PHI, 10/10/65	177
Antonio Bryant .....	@ Was, 12/29/02	170
Terrance Williams .....	DEN, 10/6/13	151
Michael Irvin .....	@ Was, 12/11/88	149
Drew Pearson .....	@ STL, 12/16/73	140
Karl Pome .....	@SF, 12/22/85	127
<b>CeeDee Lamb</b> .....	<b>NYG, 10/11/20</b>	<b>124</b>
Mike Sherrard .....	@SD, 11/16/86	115
Mike Sherrard .....	STL, 10/26/86	111
Cornell Burbage .....	PHI, 10/11/87	110
Bob Hayes .....	SF, 11/7/65	108
<b>CeeDee Lamb</b> .....	<b>Atl, 9/20/20</b>	<b>106</b>
Bob Hayes .....	@Phi, 12/5/65	106
Dez Bryant .....	@NYG, 11/14/10	104
Bob Hayes .....	STL, 12/11/65	103
Alvin Harper .....	@Was, 11/24/91	101

In doing so in his second game, Lamb tied Cornell Burbage as the fastest Cowboys rookie receiver to reach 100 yards in a game. Lamb then posted 124 yard against the Giants (10/11), becoming the third Cowboys rookie to record multiple 100-yard games (Mike Sherrard, 1986 and Bob Hayes, 1965).

## ★ GIMME FIVE ★

CeeDee Lamb recorded a six-game streak of at least five catches to start his career with the sixth at Washington (10/25/20), becoming the first player in NFL history to start a rookie season with six such games:

### Five Receptions in Each of First Six Games of Career

Player	Season	Games	Tot Rec	Yds	TD
<b>CeeDee Lamb</b> .....	<b>2020</b>	<b>6</b>	<b>36</b>	<b>497</b>	<b>2</b>
Terry Glenn.....	1996	5	30	403	1
Anquan Boldin.....	2003	4	30	464	2
Stefon Diggs.....	2015	4	25	419	2
DeSean Jackson.....	2008	4	22	327	1
Andre Johnson.....	2003	4	26	346	2

## ★ SPEEDY CEEDEE ★

CeeDee Lamb surpassed the 1,000 receiving yard mark in Week 1 at Tampa Bay (9/9), doing so in just his 17th career game to become the second fastest Cowboy to reach 1,000 yards behind Bob Hayes (13 games):

### Fastest Cowboys to 1,000 Career Receiving Yards

Player	Games
Bob Hayes.....	13
<b>CeeDee Lamb</b> .....	<b>17</b>
Dez Bryant.....	19
Michael Irvin.....	20
Herschel Walker.....	20

## ★ SLOT SNAPS ★

The Cowboys have a group of versatile wide receivers who can line up at any of the receiver positions on offense, making the group hard to game plan for defensively. Here is a look at how each of the Cowboys receivers have lined up in 2021:

### Wide Receiver Snaps by Alignment

Player	Slot Snps	Slot%	Wide Snps	Wide%
Amari Cooper.....	23	37.1%	39	62.9%
CeeDee Lamb.....	22	40.7%	30	55.6%
Michael Gallup.....	4	9.5%	38	90.5%
Cedrick Wilson.....	23	85.2%	4	14.8%

### Tight End Snaps By Alignment

Player	Slot Snps	Wide Snps	In-Line Snps
Blake Jarwin.....	19	5	17
Dalton Schultz.....	18	3	24

## ★ OFFENSIVE LINE SHUFFLE ★

Dallas started eight different offensive line combinations in 2020 due to injuries across the offensive front, and the Cowboys have been forced again in 2021 to shuffle the offensive front. Below is the offensive line combinations by week for the 2021 season:

### Expected Offensive Line Entering 2021 Season

	LT	LG	C	RG	RT
	T. Smith	C. Williams	T. Biadasz	Z. Martin	L. Collins
Age	30	24	23	30	28
Exp.	11	4	2	8	7

Avg. Age - 27.0 years

Avg. Exp. - 6.4 years

### Offensive Line in Week 1 at Tampa Bay

	LT	LG	C	RG	RT
	T. Smith	C. Williams	T. Biadasz	C. McGovern	L. Collins
Age	30	24	23	23	28
Exp.	11	4	2	3	7

Avg. Age - 25.6 years

Avg. Exp. - 5.4 years

## ★ QUADFECTA ★

Dallas had four wide receivers record 100-yard receiving games in 2020 - tied for second in the NFL (Houston, five) - and the eighth instance in team history where four different players on offense had 100-yard receiving games. Through just one game in 2021, Dallas had two different receivers surpass the century mark, with Amari Cooper (139) and CeeDee Lamb (105) each hitting 100:

### 2021

Player	Position	100-Yd Gms
Amari Cooper.....	WR	1
CeeDee Lamb.....	WR	1

### 2020

Player	Position	100-Yd Gms
Amari Cooper.....	WR	4
Michael Gallup.....	WR	2
CeeDee Lamb.....	WR	2
Cedrick Wilson.....	WR	1

### 2012

Player	Position	100-Yd Gms
Miles Austin.....	WR	2
Dez Bryant.....	WR	5
Kevin Ogletree.....	WR	1
Jason Witten.....	TE	3

### 2010

Player	Position	100-Yd Gms
Miles Austin.....	WR	5
Dez Bryant.....	WR	1
Roy Williams.....	WR	1
Jason Witten.....	TE	1

### 2009

Player	Position	100-Yd Gms
Miles Austin.....	WR	5
Patrick Crayton.....	WR	1
Roy Williams.....	WR	1
Jason Witten.....	TE	3

### 2008

Player	Position	100-Yd Gms
Miles Austin.....	WR	1
Marion Barber.....	RB	1
Terrell Owens.....	WR	2
Jason Witten.....	TE	2

### 2004

Player	Position	100-Yd Gms
Antonio Bryant.....	WR	1
Terry Glenn.....	WR	1
Keyshawn Johnson.....	WR	2
Jason Witten.....	TE	2

### 1993

Player	Position	100-Yd Gms
Alvin Harper.....	WR	2
Michael Irvin.....	WR	5
Jay Novacek.....	TE	1
Emmitt Smith.....	RB	1

### 1985

Player	Position	100-Yd Gms
Doug Cosbie.....	TE	2
Tony Hill.....	WR	4
Karl Pove.....	WR	1
Mike Renfro.....	WR	3

# 1.7%

Dallas' offensive line has yielded a sack on only 1.7% of Dallas' drop backs in 2021 (one-of-58) - the third-lowest percentage in the league.

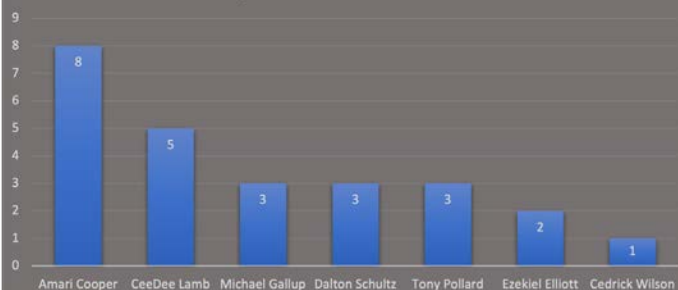
## ★ FIRST DOWN COWBOYS ★

The Dallas Cowboys offense collected first downs at a rapid rate in 2019, ranking third with 379 total first downs. In 2020 the Cowboys recorded the seventh-most first downs (371), and rank second in 2021 with 30 first downs gained:

### 2021 NFL Team First Down Leaders - Offense

Team	Rush	Pass	Pen	Total
Detroit.....	8	19	4	31
<b>Dallas.....</b>	<b>4</b>	<b>21</b>	<b>5</b>	<b>30</b>
LA Chargers .....	6	20	1	27
Las Vegas.....	6	17	3	26
Seven teams tied.....	--	--	--	24

Cowboys Leaders in First Downs



## ★ WE'RE GOING STREAKING ★

Dallas snapped a four-game streak (dating back to Week 17 of 2018 at the N.Y. Giants) with 400 yards and 30 points in Week 4 of 2019 against New Orleans (9/29/19).

Dallas' four-game streak with 400 yards and 30 points tied for eighth in NFL history. The LA Rams were the most recent team to record a four-game streak (2018) prior to Dallas:

### All-time Streaks of 400 Yds and 30 Pts

Team	Streak	Yds	Pts	W-L
Denver .....	10 games (12/23/12 - 10/27/13)	467.6	41.5	9-1
New England.....	9 games (12/31/06 - 10/28/07)	436.6	41.2	9-0
St. Louis .....	8 games (12/5/99 - 9/17/00)	478.1	34.8	7-1
New England.....	6 games (1/2/11 - 10/9/11)	496.3	33.8	5-1
Philadelphia .....	5 games (10/25/53 - 11/21/53)	493.2	40.8	5-0
Oakland.....	5 games (10/27/68 - 11/24/68)	501.2	37.8	5-0
San Francisco .....	5 games (11/20/94 - 12/17/94)	460.2	39.2	5-0
<b>Dallas .....</b>	<b>4 games (12/31/18 - 9/22/19)</b>	<b>465.8</b>	<b>33.3</b>	<b>4-0</b>
<b>Dallas .....</b>	<b>4 games (9/20/20 - 10/11/20)</b>	<b>515.0</b>	<b>40.8</b>	<b>2-2</b>

The Cowboys recorded another four-game streak with 400 yards and 30 points in 2020 (9/20 vs. Atlanta - 10/11 vs. NYG) - tied with the four games in 2019 for the most games in team history:

Team	Streak	Games	Pts	Yds
Dallas .....	12/30/18 - 9/22/19	4	133	1,863
<b>Dallas.....</b>	<b>9/20/20 - 10/11/20</b>	<b>4</b>	<b>163</b>	<b>2,060</b>
Dallas .....	10/1/17 - 20/22/17	3	101	1,349

## ★ YARD DOGS ★

The Cowboys compiled four games in 2020 with 500 yards of offense - tied with the 1966, 1978 and 2019 squads for the most such games in franchise history. Dallas set a franchise record with a three-game streak of consecutive 500-yard games earlier in 2020, racking up 570 yards against Atlanta (9/20), 522 yards at Seattle (9/27) and 566 yards against Cleveland (10/4).

### Dallas Cowboys 500-Yard Games in 2020

Opponent	Date	Yards
Atlanta .....	Sept. 20	570
Seattle .....	Sept. 27	522
Cleveland.....	Oct. 4	566
Philadelphia .....	Dec. 27	513

There have only been six teams to record five-plus games with 500 yards in a season, the most recent being Tampa Bay in 2018.

## ★ DYNAMITE OFFENSE ★

The Cowboys offensive production was correlated in large part to its ability to produce explosive plays (10-plus yards) in 2020. Dallas racked up 238 explosive plays in 2020 - the sixth-most by any offense in the NFL, and ranks third in 2021 with 18:

### Explosive Plays (10-Plus Yards) - 2021 NFL

Team	10+ Rush	10+ Pass	Tot 10+	10+ TD
Las Vegas.....	3	18	21	3
LA Chargers.....	3	17	20	0
<b>Dallas.....</b>	<b>2</b>	<b>18</b>	<b>18</b>	<b>2</b>
Detroit.....	5	13	18	1
Three teams tied.....	--	--	16	--

## ★ POSITION GAME ★

Field position plays a large part in defensive success across the NFL. In 2019 there were 1,245 touchdown drives by the 32 teams and only 258 of them (20.72%) came from 80-plus yard drives.

In 2020 Dallas had 44 drives that started at or inside its 20-yard line and scored on 17 of those drives with 11 touchdowns. The Cowboys touchdown percentage (25.0%) on these 80-plus yard drives ranked seventh in the NFL:

Team	80+ Yd Dr.	Scr	TD	Scr%	TD%
Green Bay.....	34	18	14	52.9%	41.2%
Kansas City.....	36	19	13	47.2%	36.1%
Tennessee.....	41	16	13	39.0%	31.7%
Arizona.....	46	21	13	45.7%	28.3%
Tampa Bay.....	39	14	11	35.9%	28.2%
Seattle.....	30	12	8	40.0%	26.7%
<b>Dallas .....</b>	<b>44</b>	<b>17</b>	<b>11</b>	<b>38.6%</b>	<b>25.0%</b>

So far in 2021, Dallas has 13 offensive possessions, with four starting at or inside its own 20-yard line, and has scored on one of them, a score percentage of 25% that is tied for 16th in the league:

Team	80+ Yd Dr.	Scr	TD	Scr%	TD%
Dallas.....	4	1	0	25.0%	0.0%

## ★ YARDS AFTER THE CATCH - YAC ATTACK ★

Dallas exploited defenses for the 11th-most yards after the catch in the NFL in 2020 with 2,053 YAC - 45.5% of their total passing output (4,511 gross yards). The YAC total was the sixth-most by a Cowboys offense since 1992 when the stat began to be tracked, with the highest figure coming in 2009 (2,340). Dallas is off to a fast start in 2021 with 197 YAC - most in the league:

DALLAS COWBOYS YARDS AFTER THE CATCH 2020-21



## ★ 11 PERSONNEL ★

With the Cowboys having three game-breaking options at the wide receiver position, they relied heavily on their "11 personnel" (one running back, one tight end and three receivers) in 2020 - ranking fifth among all teams by running 71.5% of their offensive snaps from that formation grouping:

### Snap Percentage from "11 Personnel"

Team	Off Plays	11 Per.	11 Per. %
Cincinnati Bengals .....	1,040	783	75.3%
Pittsburgh Steelers .....	1,043	760	72.9%
Jacksonville Jaguars .....	997	721	72.3%
Kansas City Chiefs .....	1,057	761	72.0%
<b>Dallas Cowboys .....</b>	<b>1,113</b>	<b>795</b>	<b>71.5%</b>
Buffalo Bills .....	1,034	736	71.4%
N.Y. Jets .....	948	667	70.4%

Thus far in 2021, the Cowboys have run 38-of-77 offensive plays from 11 personnel, which at 49.4% ranks 20th among all teams. The Cowboys were much more reliant on their "12" personnel package (one running back, two tight ends, two wide receivers) in Week 1 at Tampa Bay, running that package on 35.1% of offensive plays, as opposed to 21.2% in 2020.

Below are the Cowboys personnel groupings in 2021 versus 2020:

	2020		2021	
	OffSnaps	Snap%	OffSnaps	Snap%
02 Personnel .....	0	0.0%	1	1.3%
10 Personnel .....	22	2.0%	3	3.9%
11 Personnel .....	795	71.4%	38	49.4%
12 Personnel .....	236	21.2%	27	35.1%
13 Personnel .....	17	1.5%	0	0.0%
20 Personnel .....	6	0.5%	2	2.6%
21 Personnel .....	10	0.9%	4	5.2%
22 Personnel .....	6	0.5%	1	1.3%

## ★ DRIVE FOR SIX ★

After ranking fifth in the NFL with a touchdown on 27.4% of their 174 offensive drives in 2019, the Cowboys took a step back in 2020, averaging a touchdown on 21.7% of 180 drives. Over the last five years (2016-2020), Dallas ranks eighth in offensive touchdown percentage, driving for six on 24.3% of possessions, something the offense will need to improve in its drive for a sixth Super Bowl Championship:

### Offensive TD Percentage, 2016-2020

Team	Off Pos.	TDs	TD%
New Orleans .....	874	266	30.4%
Kansas City .....	850	237	27.9%
Green Bay .....	865	236	27.3%
Atlanta .....	856	218	25.5%
New England .....	883	220	24.9%
Tampa Bay .....	920	225	24.5%
Tennessee .....	892	218	24.4%
<b>Dallas .....</b>	<b>868</b>	<b>211</b>	<b>24.3%</b>

Dallas has scored a touchdown on three-of-13 offensive possessions so far in 2021, a touchdown percentage of 23.1%.

## ★ 4TH DOWN CONVERSIONS ★

In 2020 Head Coach Mike McCarthy proved to be one of the more aggressive coaches in the NFL. The Cowboys led the NFL with 31 fourth down attempts, a franchise record and the most McCarthy has attempted in his 15-year career. Dallas' 17 conversions are also a franchise record, and its 54.8% conversion rate is the highest since 2018.

Below is a breakdown of fourth down conversions from the past five seasons.

### Fourth Down Conversions, Past Five Years

Coach	Year	Conv.	Att.	Pct.
Jason Garrett .....	2017	10	19	52.6%
Jason Garrett .....	2018	12	21	57.1%
Jason Garrett .....	2019	7	16	43.8%
<b>Mike McCarthy .....</b>	<b>2020</b>	<b>17</b>	<b>31</b>	<b>54.8%</b>
<b>Mike McCarthy .....</b>	<b>2021</b>	<b>0</b>	<b>0</b>	<b>0.0%</b>



# 11

**Parsons dons his signature "11" jersey number from Penn State, where he followed in the footsteps of Nittany Lion greats Lavar Arrington, NaVorro Bowman and Brandon Bell as linebackers to wear that number in college.**

## ★ STIX CITY ★

The Cowboys drafted Micah Parsons with the 12th overall pick in the 2021 NFL Draft, adding a fast and versatile play maker to a defense that finished 28th in points/game allowed in 2020.

In his final season at Penn State in 2019 (he sat out the 2020 college season due to concerns about COVID-19) Parsons compiled one of the best statistical seasons by a defensive player in recent history, becoming one-of-15 collegiate players since the 2000 season to record over 100 tackles, 5.0 sacks and four forced fumbles:

### College Players with 100 Tackles, 5.0 Sacks and Four FF

Player	Season	Tackles	Sacks	FF
<b>Micah Parsons .....</b>	<b>2019</b>	<b>109</b>	<b>5.0</b>	<b>4</b>
Akileis Leroy .....	2019	101	7.5	4
Brad Koenig .....	2018	102	5.0	4
Micah Kiser .....	2016	133	6.5	5
Jatavis Brown .....	2015	116	11.5	4
Jeremy Cash .....	2014	111	5.5	4
Jeff Luc .....	2014	133	6.5	5
Scooby Wright .....	2014	164	15.0	5
Nick Vigil .....	2014	138	9.0	5
Khalil Mack .....	2013	100	10.5	5
Ryan Shazier .....	2013	144	7.0	4
Khaseem Greene .....	2012	136	6.0	6
Phillip Steward .....	2012	128	11.0	5
Audie Cole .....	2011	108	5.5	4
James Holt .....	2008	105	10.0	6

# 2.4

The Dallas defense allowed opposing rushers to tally 2.4 yards-per-rush before contact in 2020, the worst figure in the league, according to Tru Media. Conversely, the Tampa Bay defense allowed only 1.29 yards-per-rush before contact last season - the second-best average in the league.



# 26

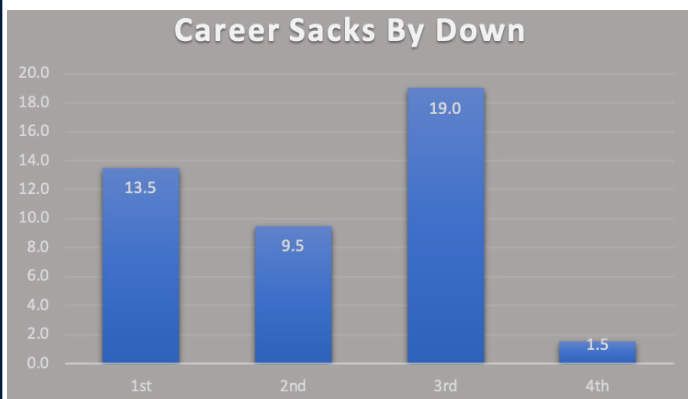
DeMarcus Lawrence has been a key cog in the Cowboys run defense, and in 2019 he finished with a run stop percentage of 9.8% (21 run stops on 214 run snaps), per PFF. In 2020 Lawrence had the 12th-most run stops (26) among all defensive linemen on 253 run snaps (10.3%).

## ★ TANK ROLLING OVER QBS ★

DeMarcus Lawrence has recorded 45.5 sacks in the regular season, with his most coming against Kirk Cousins (5.5). Below is a breakdown of his sacks by quarterback and by down:

Player	Sacks	Player	Sacks
Kirk Cousins .....	5.5	Teddy Bridgewater.....	1.0
Eli Manning.....	4.0	Ryan Fitzpatrick.....	1.0
Daniel Jones.....	3.0	Jared Goff.....	1.0
Carson Palmer.....	3.0	Marcus Mariota.....	1.0
Matthew Stafford .....	3.0	Nick Mullens .....	1.0
Matt Ryan .....	2.5	Cam Newton.....	1.0
Aaron Rodgers .....	2.0	Ben Roethlisberger.....	1.0
Trevor Siemien .....	2.0	Josh Rosen.....	1.0
Carson Wentz.....	2.0	Alex Smith.....	1.0
Jameis Winston .....	2.0	Ryan Tannehill .....	1.0
Russell Wilson.....	1.5	Tyrod Taylor.....	1.0
Kyle Allen.....	1.0	Josh Allen.....	0.5
C.J. Beathard.....	1.0	Colt McCoy.....	0.5
Drew Brees.....	1.0		

Below is a look at Lawrence's career sacks by down:



## ★ BLITZ-CAST ★

The Dallas defense relied heavily on its defensive front to affect the opposing quarterback in 2019, blitzing on only 122 defensive snaps - a figure which ranked 24th in the NFL. Although they blitzed sparingly, the Cowboys were very efficient when they did send pressure, recording a sack on 11.6% or blitz attempts - the fourth-best sack percentage on blitz passing situations:

2019 NFL - Blitz Sack Percentage			
Team	Attempts	Sacks	Sack %
Buffalo .....	135	20.0	12.9%
San Francisco .....	108	15.0	12.2%
Indianapolis .....	106	14.0	11.7%
<b>Dallas.....</b>	<b>122</b>	<b>16.0</b>	<b>11.6%</b>
Philadelphia.....	121	15.0	11.0%

Dallas sent pressure via blitzes on 24.0% of opposing offenses' passing plays in 2020, 27th in the NFL. So far in 2021, Dallas is blitzing on :

Most Blitzes on Passes		Fewest Blitzes on Passes	
Team	Blitz %	Team	Blitz %
Baltimore.....	45.5%	LA Chargers .....	17.1%
Miami.....	42.0%	Indianapolis .....	17.8%
Pittsburgh.....	41.8%	Cleveland .....	22.0%
Arizona.....	41.4%	Chicago.....	22.4%
Tampa Bay.....	40.2%	Philadelphia.....	22.9%

The Cowboys blitzed the most on third downs in 2020 - at 34.7% of opponent third down tries - and were one of the most conservative defenses when blitzing on first down last year, only 18.5% of first downs (29th in the NFL):

First Down	Second Down	Third Down	Fourth Down
(18.5%)	(22.3%)	(34.7%)	(18.2%)
Rank: 29th	Rank: 28th	Rank: 19th	Rank: 29th

## ★ SACK LUNCH ★

Dallas recorded 31.0 sacks in 2020 - 20th in the league - and was effective when utilizing the blitz to generate pressure on opposing quarterbacks.

The Cowboys recorded 17.0 sacks on blitz passing situations in 2020 - a sack percentage of 14.05 that ranked first in the NFL:

Highest Defensive Blitz Sack Percentage in 2020				
Team	Pass Att	Drpbks	Sacks	Sack %
<b>Dallas.....</b>	<b>104</b>	<b>121</b>	<b>17.0</b>	<b>14.05%</b>
Indianapolis .....	84	95	11.0	11.58%
Chicago.....	108	122	14.0	11.48%
LA Rams.....	147	166	19.0	11.45%
Buffalo.....	173	194	21.0	10.82%
Pittsburgh .....	212	237	25.0	10.55%
Houston.....	181	199	18.0	9.05%
Baltimore .....	234	257	23.0	8.95%

## ★ THE RANDY RAKE ★

Randy Gregory had one of his best games as a Cowboy against Philadelphia (12/27/20) recording three tackles, 1.5 sacks, a pass breakup and raking the ball out of the Eagles clutches to the tune of three forced fumbles. Gregory is the 16th player since 1999 to have three forced fumbles and a multi-sack performance in the same game:

Player	Date/Opp	Sacks	FF
<b>Randy Gregory.....</b>	<b>12/27/20 vs. Phi</b>	<b>1.5</b>	<b>3</b>
Haason Reddick.....	12/13/20 at NYG	5.0	3
Ryan Anderson .....	12/15/19 vs. Phi	2.0	3
Terrell Suggs.....	12/11/11 vs. Ind	3.0	3
Jason Jones.....	12/21/08 vs. Pit	3.5	3
James Harrison.....	11/5/07 vs. Bal	3.5	3
Mike Vrabel.....	10/28/07 vs. Was	3.0	3
Dwight Freeney.....	12/18/06 vs. Cin	3.0	3
DeMarcus Ware .....	12/24/05 at Car	3.0	3
Robert Mathis.....	11/14/04 vs. Hou	3.0	3
James Farrior.....	10/17/04 at Dal	2.0	3
Leonard Little .....	12/30/02 vs. SF	2.0	3
Vonnie Holliday .....	12/22/02 vs. Buf	5.0	3
Lance Johnstone.....	12/26/99 at SD	3.0	3
Tony Brackens .....	10/3/99 at Pit	2.5	3
Simeon Rice.....	9/12/99 at Phi	2.0	3



# 9.8

Randy Gregory was not only productive rushing the passer in 2020, he was also strong against the run, recording a run stop on 9.8% of run snaps, per PFF, a rate that ranked 10th among edge defenders (min. 50 run snaps).

## ★ PRESSURE PLAYER ★

Randy Gregory made the most of limited snaps in 2020, playing on 174 passing downs and rushing the passer on 170 of them. He recorded a quarterback pressure - a sack, hit or hurry - 25 times on his rushes, a pressure percentage of 14.7% that tied for the 12th-highest pressure rate among all defensive lineman on the season, minimum 100 pass rush snaps, per PFF:

### Highest Pressure Percentage Among D-Lineman in 2020

Player	Rush Snaps	Pressures	Pressure%
Joey Bosa.....	327	61	18.7%
Aaron Donald .....	542	98	18.1%
Shaq Barrett .....	466	76	16.3%
T.J. Watt.....	452	73	16.2%
Markus Golden .....	343	55	16.0%
Jerry Hughes .....	346	54	15.6%
J. Franklin-Myers.....	327	51	15.6%
Carl Lawson .....	412	64	15.5%
Romeo Okwara .....	400	61	15.3%
Stephon Tuitt.....	469	71	15.1%
Chris Jones .....	406	60	14.8%
<b>Randy Gregory .....</b>	<b>170</b>	<b>25</b>	<b>14.7%</b>

## ★ SWIPE RIGHT FOR TACKLES ★

Jaylon Smith was on the hunt defensively in 2020, leading all Cowboys defenders with 161 tackles. Combined with his 150 tackles in 2018 and 168 tackles in 2019, he joined Sean Lee (2015-17) as the most recent defender to record three consecutive 100-tackle seasons:

### Consecutive Seasons w/ 100 Tackles by a Cowboy Since 2000

Player	Consec. Seasons	Tackles
Bradie James	6 (2005-10)	917
Dexter Coakley	4 (2000-03)	531
Barry Church	4 (2013-16)	494
<b>Jaylon Smith</b>	<b>3 (2018-20)</b>	<b>479</b>
Sean Lee	3 (2015-17)	448
Keith Brooking	2 (2009-10)	307
Dat Nguyen	2 (2003-04)	275
Darren Woodson	2 (2000-01)	254

Smith became the first defender since Bradie James (2008-10) to surpass 150 tackles in three straight seasons (150 - 2018; 168 - 2019; 161 - 2020).



# 81

Trevon Diggs was targeted 81 times by opposing quarterbacks - the most of any Cowboys defender in 2020. He allowed a reception on only 55.6% of those targets, recording 14 pass breakups and three interceptions in the process.

## ★ CAN YOU DIGG(S) IT? ★

Trevon Diggs intercepted two passes at Philadelphia (11/1/20) - his first career interceptions and the first interceptions by a Dallas defender since Week 1 at the LA Rams (9/13/20). It was the first time the Cowboys had a rookie defender record multiple interceptions since Sean Lee (12/5/10 at Indianapolis) and the 14th time overall:

### Cowboys Rookie Defenders with Multiple INTs in a Game

Player	Date/Opp	INTs
Terence Newman.....	12/14/03 at Was	3
<b>Trevon Diggs .....</b>	<b>11/1/20 at Phi</b>	<b>2</b>
Sean Lee.....	12/5/10 at Ind	2
Derek Ross .....	11/3/02 at Det	2
Everson Walls .....	11/9/81 vs. Buf	2
Everson Walls .....	10/25/81 vs. Mia	2
Everson Walls .....	10/18/81 vs. LAR	2
Everson Walls .....	9/21/81 at NE	2
Anthony Dickerson.....	10/12/80 vs. SF	2
Charlie Waters .....	12/20/70 vs. Hou	2
Cliff Harris .....	9/27/70 vs. NYG	2
Mel Renfro .....	11/1/64 at Chi	2
Lee Roy Jordan.....	10/27/63 at Pit	2
Mike Gaechter.....	12/9/62 at Stl	2

## ★ TAKEAWAYS IN BUNCHES ★

The Cowboys recorded 16 takeaways (nine fumble recoveries, seven interceptions) in the second half of the 2020 season after recording only seven takeaways in the first eight games of the season. Dallas finished the year with a takeaway in seven straight games, its longest streak with a takeaway since a nine-game streak to close the 2018 season.

Additionally, Dallas scored 86 points off takeaways in 2020, which ranked ninth in the NFL, and scored on 17-of-23 takeaways (next offensive possession or defensive score). Dallas' 86 points off takeaways made up 21.8% of its 395 points in 2020, which was the sixth-highest percentage in the NFL.

# 23

The Dallas defense forced 23 takeaways in 2020, tied for seventh in the NFL. The last time Dallas finished in the top-10 in takeaways was 2014 when the defense had 31 takeaways to finish second.

## ★ DIGGING UP PBUS AND INTS ★

In 2020 Trevon Diggs tied for the ninth-most interceptions by a Cowboys rookie (three):

Player	Season	INTs	Player	Season	INTs
Everson Walls .....	1981	11	Terence Newman .....	2003	4
Michael Downs .....	1981	7	<b>Trevon Diggs .....</b>	<b>2020</b>	<b>3</b>
Mel Renfro .....	1964	7	Duane Hawthorne .....	1999	3
Mike Gaetche .....	1962	5	Tommy Haynes .....	1987	3
Derek Ross .....	2002	5	Lee Roy Jordan .....	1963	3
Charlie Waters .....	1970	5	Obert Logan .....	1965	3
Roy Williams .....	2002	5	Pat Watkins .....	2006	3

He was the first rookie since Byron Jones to lead the Cowboys in pass breakups (14) and only the third rookie in team history to do so. Diggs was also the only rookie defender in Cowboys history to lead the team in pass breakups and interceptions outright. (Cowboys did not track PBUs before 1984).

### Cowboys Rookies to Lead Defense in PBUs

Player	Season	PBUs	INTs
<b>Trevon Diggs .....</b>	<b>2020</b>	<b>14</b>	<b>3</b>
Byron Jones .....	2015	12	0
Derek Ross .....	2002	12	5*

\*Ross tied for the team lead in INTs in 2002 (R. Williams)

Despite being the 12th defensive back and seventh cornerback selected in the NFL Draft, Diggs tied the league lead for interceptions by a rookie player in 2020, and he had as many interceptions in his first season as the seven cornerbacks drafted before him had combined:

Player	Draft Selection	Team	INTs
Jeff Okudah .....	Rd. 1, Pick 3	Det	1
C.J. Henderson .....	Rd. 1, Pick 9	Jac	1
A.J. Terrell .....	Rd. 1, Pick 16	Atl	1
Damon Arnette .....	Rd. 1, Pick 19	LV	0
Noah Igbinoghene .....	Rd. 1, Pick 30	Mia	0
Jeff Gladney .....	Rd. 1, Pick 31	Min	0
Jaylon Johnson .....	Rd. 2, Pick 18	Chi	0
<b>Trevon Diggs .....</b>	<b>Rd. 2, Pick 19</b>	<b>Dal</b>	<b>3</b>

## ★ DYNAMITE DONOVAN WILSON ★

Donovan Wilson emerged as a versatile weapon in the Cowboys secondary in 2020, finishing the year with 67 tackles, two interceptions, three forced fumbles and 3.5 sacks.

Wilson recorded two of those forced fumbles at Minnesota (11/22/20), becoming the first Dallas defender with at least two forced fumbles in a game since David Irving had three at Green Bay (10/16/16). He also became the third safety in team history to record at least two forced fumbles in a game, joining Tony Dixon (12/29/02 at Washington) and Darren Woodson (9/7/97 at Arizona).

Wilson's 3.5 sacks in 2020 tied for the fourth-most by a Cowboys defensive back in a season in team history:

Player	Season	Sacks
Bill Bates .....	1984	5.0
Bill Bates .....	1983	4.0
Jourdan Lewis .....	2019	4.0
Michael Downs .....	1984	3.5
<b>Donovan Wilson .....</b>	<b>2020</b>	<b>3.5</b>

## ★ FOLLOW THE LEADER ★

DeMarcus Lawrence ranks 12th on the Cowboys all-time sack list with 45.5 career take downs, and following the 2020 season in which he recorded 6.5 sacks to lead the team, he now has led the Cowboys in sacks for four seasons (2015, 2017-18, 2020) - tied with George Andrie for the fourth-most seasons leading the defense in sacks in team history\*:

### Most Seasons Leading Cowboys in Sacks

Player	Seasons	Career Sacks With Dallas
DeMarcus Ware .....	7 (2006-12)	117.0
Harvey Martin .....	7 (1974-77, 79-80, 82)	114.0
Greg Ellis .....	5 (1999, 2000, 02-04)	77.0
Jethro Pugh .....	5 (1968-72)	95.5
<b>DeMarcus Lawrence .....</b>	<b>4 (2015, 17-18, 2020)</b>	<b>45.5</b>
George Andrie .....	4 (1964-67)	97.0

\*Does not include years in which the sack title was shared

## ★ NO YAC FOR YOU ★

In the second half of 2020 (games 9-16), the Cowboys were much improved in the secondary and only allowed 714 yards after the catch to opposing receivers - the second-best figure in the league. This strong finish to the season helped the defense finish sixth in the NFL with only 1,642 YAC allowed in 2020:

### Fewest YAC Allowed in 2020

Team	Rec.	YAC	YAC/Rec.	YAC<1
Pittsburgh .....	298	1,438	5.0	59
Washington .....	330	1,501	4.7	83
LA Chargers .....	340	1,510	4.6	69
New Orleans .....	333	1,545	4.9	55
Cincinnati .....	340	1,635	5.1	66
<b>Dallas .....</b>	<b>328</b>	<b>1,642</b>	<b>5.3</b>	<b>66</b>

Overall the Cowboys relented 3,820 gross passing yards in 2020, with 2,178 of those being air yards and 1,642 accounted for as yards after the catch. By holding teams to only 1,642 yards after the catch (43.0% of total passing output), the Cowboys finished 10th in the league:

### Percentage of YAC Versus Gross Passing Output in 2020

Team	Yds	YAC%	Team	Yds	YAC%
LA Chargers .....	3,715	40.6%	Seattle .....	4,811	41.9%
Minnesota .....	4,267	40.7%	Cincinnati .....	3,942	42.4%
New Orleans .....	3,759	41.1%	Cleveland .....	4,224	42.6%
Pittsburgh .....	3,494	41.2%	Tennessee .....	4,593	43.0%
Indianapolis .....	4,127	41.2%	<b>Dallas .....</b>	<b>3,820</b>	<b>43.0%</b>

## ★ I'LL TAKE THAT ★

The Dallas defense forced four takeaways in Week 1 against Tom Brady and the Tampa Bay Buccaneers, tying its single-game high from a season ago (at Phi, 11/1/20 and vs. SF, 12/20/20).

Included in those four takeaways were two interceptions off Brady, his most in a game since last season against Kansas City (11/29/20).

The Cowboys finished last season with a -3 turnover differential, tied for 21st in the league, and had a 2-7 record in games that they posted an even or negative turnover margin.

Dallas leads the NFL with a +3 turnover differential in 2021, and when the team posted a positive turnover margin in 2020, it finished with a 4-3 record.

### 2021 NFL Turnover Differential Leaders

Team	Takeaways	Giveaways	Differential
<b>Dallas</b>	<b>4</b>	<b>1</b>	<b>+3</b>
New Orleans	3	0	+3
Houston	3	0	+3
LA Rams	2	0	+2
Arizona	3	1	+2
Kansas City	2	0	+2

## ★ RUSH HOUR ★

The Dallas defensive front looks to bring the heat for 60 minutes on game day, putting pressure on opposing quarterbacks and forcing them outside their comfort zone. Below is pass rush productivity for each of the Dallas defenders with at least 10 rush attempts, per PFF\*:

### Dallas Cowboys 2021 Pass Rush Productivity Rates

Player	Rush Snaps	Pressures	PRP
Micah Parsons .....	13	3	11.5%
DeMarcus Lawrence .....	29	5	8.6%
Dorance Armstrong .....	23	3	6.5%
Randy Gregory .....	25	3	6.0%
Brent Urban .....	19	1	2.6%
Osa Odighizuwa .....	26	1	1.9%
Tarrell Basham .....	18	0	0.0%
Quinton Bohanna .....	15	0	0.0%
Carlos Watkins .....	24	0	0.0%

\*PRP = ((Pressures)/(2)+(Sacks))/(Pass rush Snaps)

# 80

The Dallas defense forced opposing offenses into 80 negative plays in 2020, the 24th-ranked total in the NFL, after finishing in the top-10 in negative plays forced in four of the previous five seasons.



**135** Greg Zuerlein finished his first season in Dallas with 135 points, tied for the second-most in a single season in team history (Dan Bailey, 2011).

### ★ POINT PERSON ★

Since he entered the league in 2012, Zuerlein has scored 1,013 points, fifth-most in the league:

Player	FGA	FGM	FG%	PAT	Pts
Justin Tucker .....	323	293	90.7%	353	1,232
Stephen Gostkowski.....	287	251	87.5%	410	1,163
Matt Prater.....	272	231	84.9%	366	1,059
Mason Crosby .....	258	215	83.3%	391	1,036
<b>Greg Zuerlein .....</b>	<b>291</b>	<b>238</b>	<b>81.8%</b>	<b>298</b>	<b>1,013</b>
Dan Bailey .....	253	217	85.8%	344	995
Stephen Hauschka .....	258	223	86.4%	286	955
Robbie Gould.....	247	215	87.0%	291	936
Adam Vinatieri.....	248	212	85.5%	285	921
Ryan Succop .....	234	196	83.8%	303	891

### ★ ZUERLEIN'S CLUTCH KICKS ★

Greg Zuerlein clinched the Cowboys come-from-behind victory in Week 2 against Atlanta (9/20/20) with a game-winning 46-yard field goal as time expired. The kick was Zuerlein's ninth game-winning kick, eighth regular season game-winner, and his first as a Cowboy. He followed that up with his 10th game-winning kick against the N.Y. Giants (10/11/20), capping a five-play, 72-yard drive with a 34-yard field goal to seal the comeback victory:

Season	Date/Opp	Distance
<b>2020</b>	<b>10/11/20 vs. N.Y. Giants</b>	<b>34 yards</b>
<b>2020</b>	<b>9/20/20 vs. Atlanta</b>	<b>46 yards</b>
2018*	1/20/19 at New Orleans	57 yards
2018	10/28/18 vs. Green Bay	43 yards
2016	11/13/16 at NY Jets	34 yards
2015	9/13/15 vs. Seattle	37 yards
2014	11/2/14 at San Francisco	39 yards
2014	9/14/14 at Tampa Bay	38 yards
2013	9/8/13 vs. Arizona	48 yards
2012	12/12/12 vs. San Francisco	54 yards

\*NFC Conference Championship Game

Zuerlein's 57-yard game-winning kick in the NFC Conference Championship game in 2018 is the longest game-winning field goal in postseason history.

### ★ GREG THE LEG ★

Greg Zuerlein has attempted 65 field goals of 50-or-more yards since he entered the league in 2012 - the most in the NFL over that span:

Player	50+ FGA	50+ FGM	50+ FG%
<b>Greg Zuerlein.....</b>	<b>65</b>	<b>36</b>	<b>55.4%</b>
Matt Prater .....	63	47	74.6%
Justin Tucker.....	60	42	70.0%
Brandon McManus.....	50	27	54.0%
Matt Bryant.....	47	34	72.3%
Adam Vinatieri.....	47	33	70.2%

Zuerlein finished three-of-nine from 50-plus in 2020 and connected on 34-of-41 field goals overall, tied with Richie Cunningham (1997) for the most made field goals in a single season in team history. He also tallied 135 points, tied for the second-most in a single season in team history, while also becoming the 60th kicker in NFL history to reach 1,000 career points (1,002).

### ★ WATERMELON BALLS ★

The Cowboys improbable Week 2 comeback win over Atlanta would not have been possible without Greg Zuerlein's "watermelon on football" onside kick, a kick that sends the football spinning towards the receiving team. The Cowboys recovered the kick, a feat that has only happened 31 times out of 243 tries league-wide in the last five seasons (12.8% probability from 2017-21):

Season	Onside Kick	Recoveries	Recov.%
2021.....	5	1	20.0%
2020.....	67	3	4.5%
2019.....	62	8	12.9%
2018.....	52	4	7.7%
2017.....	56	12	21.4%
<b>Totals .....</b>	<b>243</b>	<b>31</b>	<b>12.8%</b>

### ★ POLLARD RETURNS ★

Tony Pollard was very aggressive returning kicks in his second season, more than doubling his season total from 2019 (14 returns) with 32 returns in 2020. With that aggressiveness, Pollard finished fourth in the NFL in kick return yards (766), eighth in return average (23.9) and recorded three returns of 60-plus yards.

Pollard's three long returns of 60-or-more yards rank second in a single season in Cowboys history, behind only Herschel Walker's four 60-yard returns:

#### Cowboys with Multiple 60-Yard Kick Returns in a Season

Player	Season	60+ Returns	Season Total Yards
Herschel Walker .....	1986	4	1,167
<b>Tony Pollard .....</b>	<b>2020</b>	<b>3</b>	<b>766</b>
Miles Austin.....	2007	2	612
ReShard Lee.....	2004	2	964
Jason Tucker .....	2000	2	1,099
Kevin Williams .....	1994	2	536

### ★ START LINE ★

Dallas benefited from good kick returns in 2020, as the offense averaged a starting field position of the 26.6-yard line - the fourth-best starting position in the league.

#### Average Starting Field Position After Kickoffs

Team	Opp KO	Ret	Ret%	Start Ln
Baltimore .....	68	23	33.8%	27.3
Buffalo .....	82	36	43.9%	27.0
Chicago .....	86	47	54.7%	26.9
<b>Dallas.....</b>	<b>94</b>	<b>37</b>	<b>39.4%</b>	<b>26.6</b>
Indianapolis .....	80	43	53.8%	26.4

Dallas' return success was aided by its penchant for the big return, and the Cowboys led the league in kick returns into the opposing team's territory, returning five kick across the 50-yard line in 2020.

#### Kick Returns Across the 50-Yard Line

Team	Ret	Across 50	Across 50 %
<b>Dallas.....</b>	<b>37</b>	<b>5</b>	<b>13.5%</b>
Buffalo .....	36	3	8.3%
Five teams tied .....	--	2	--

# 2021 DALLAS COWBOYS STATISTICS

## WON 0, LOST 1

9/9 L 29-31 at Tampa Bay 65,566

## 2021 TEAM STATISTICS

	DAL	OPP.
<b>FIRST DOWNS</b>	<b>30</b>	<b>24</b>
Rushing	4	1
Passing	21	22
Penalty	5	1
Third Down-Made/Att	9/17	5/11
Third Down Efficiency	52.9%	45.5%
Fourth Down-Made/Att	0/0	0/0
Fourth Down Efficiency	0.0%	0.0%
<b>TOTAL NET YARDS</b>	<b>451</b>	<b>431</b>
Avg. Per Game	451.0	431.0
Total Plays	77	64
Avg. Per Play	5.9	6.7
<b>NET YARDS RUSHING</b>	<b>60</b>	<b>52</b>
Avg. Per Game	60.0	52.0
Total Rushes	18	14
Avg. Per Rush	3.3	3.7
<b>NET YARDS PASSING</b>	<b>391</b>	<b>379</b>
Avg. Per Game	391.0	379.0
Sacked/Yards Lost	1/12	0/0
Gross Yards	403	379
Attempts/Completions	58/42	50/32
Pct. of Completion	72.4%	64.0%
Had Intercepted	1	2
<b>PUNTS/AVERAGE</b>	<b>3/49.0</b>	<b>4/49.3</b>
Net Punting Average	42.0	45.8
<b>PUNT RETURN/AVG.</b>	<b>2/7.0</b>	<b>2/10.5</b>
<b>KICKOFF RETURN/AVG.</b>	<b>0/0</b>	<b>3/30.7</b>
<b>INTERCEPTION RETURN/AVG.</b>	<b>2/33.0</b>	<b>1/25.0</b>
<b>PENALTIES/YARDS</b>	<b>8/55</b>	<b>11/106</b>
<b>FUMBLES/BALL LOST</b>	<b>1/0</b>	<b>2/2</b>
<b>TOUCHDOWNS</b>	<b>3</b>	<b>4</b>
Rushing	0	0
Passing	3	4
Returns	0	0
<b>EXTRA POINTS/ATTEMPTS</b>	<b>2/3</b>	<b>4/4</b>
<b>TWO POINT CONVERSION/ATT.</b>	<b>0/0</b>	<b>0/0</b>
<b>FIELD GOALS/ATTEMPTS</b>	<b>3/5</b>	<b>1/1</b>
<b>AVG. TIME OF POSSESSION</b>	<b>34:27</b>	<b>25:33</b>

SCORE BY PERIODS	Q1	Q2	Q3	Q4	OT	PTS
TEAM	7	9	10	3	0	29
OPPONENTS	7	14	7	3	0	31

SCORING	TD	RU	PA	RT	PAT	FG	2PT	S	PTS
A. Cooper	2	0	2	0	0/0	0/0	0	0	12
G. Zuerlein	0	0	0	0	2/3	3/5	0	0	11
C. Lamb	1	0	1	0	0/0	0/0	0	0	6
TEAM	3	0	3	0	2/3	3/5	0	0	29
OPPONENTS	4	0	4	0	4/4	1/1	0	0	31

2-Pt Conv: TM 0-0, OPP 0-0

RUSHING	NO.	YDS	AVG	LONG	TD
E. Elliott	11	33	3.0	13	0
D. Prescott	4	13	3.3	7	0
T. Pollard	3	10	3.3	7	0
TEAM	18	56	3.1	13	0
OPPONENTS	14	52	3.7	7	0

RECEIVING	NO.	YDS	AVG	LONG	TD
A. Cooper	13	139	10.7	28	2
C. Lamb	7	104	14.9	31	1
M. Gallup	4	36	9.0	12	0
D. Schultz	6	45	7.5	16	0
T. Pollard	4	29	7.3	11	0
B. Jarwin	3	20	6.7	7	0
C. Wilson	3	24	8.0	13	0
E. Elliott	2	6	3.0	3	0
TEAM	42	403	9.6	31	3
OPPONENTS	32	379	11.8	47t	4

INTERCEPTIONS	NO.	YDS	AVG	LONG	TD
J. Lewis	1	66	66.0	66	0
T. Diggs	1	0	0.0	0	0
TEAM	2	66	33.0	66	0
OPPONENTS	1	25	25.0	25	0

FUMBLES	FUM	LST	FF	REC	TD
D. Prescott	1	0	0	1	0
TEAM	1	0	0	1	0
OPPONENTS	2	2	0	0	0

PUNTING	NO.	YDS	AVG	NET	TB	IN	LG	B
B. Anger	3	147	49.0	42.0	0	1	62	0
TEAM	3	147	49.0	42.0	0	1	62	0
OPPONENTS	4	197	49.3	45.8	0	3	65	0

PUNT RETURNS	RET	FC	YDS	AVG	LONG	TD
C. Lamb	1	1	12	12.0	12	0
C. Wilson	1	0	2	2.0	2	0
TEAM	2	1	14	7.0	12	0
OPPONENTS	2	0	21	10.5	14	0

KICKOFF RETURNS	NO.	YDS	AVG	LONG	TD
OPPONENTS	3	92	30.7	41	0

FIELD GOALS	1-19	20-29	30-39	40-49	50+
G. Zuerlein	0/0	1/1	1/2	1/1	0/1
TEAM	0/0	1/1	1/2	1/1	0/1
OPPONENTS	0/0	0/0	1/1	0/0	0/0

G. Zuerlein: (31WL, 35, 60SH, 21, 48)

OPP: (36)

PASSING	ATT	CMP	YDS	CMP%	YDS/ATT	TD	TD%	INT	INT%	LONG	SACK/LOST	RATING
D. Prescott	58	42	403	72.4	6.9	3	5.2	1	1.7	31	1.0/12	101.4
TEAM	58	42	403	72.4	6.9	3	5.2	1	1.7	31	1/12	101.4
OPPONENTS	50	32	379	64.0	7.6	4	8.0	2	4.0	47t	0/0	97.0

# 2021 DALLAS COWBOYS DEFENSIVE STATISTICS

RNK	PLAYER	TKL	AST	TOTAL	SACKS/YDS	TFL/YDS	QBPR	FR	FF	INT/YDS	PD
1.	A. Brown	9	3	12							
2.	J. Kears	6	3	9							
3.	M. Parsons	5	2	7			1				1
4.	D. Lawrence	5	1	6			2		1		
5.	K. Neal	3	2	5							
6.	J. Smith	3	1	4							
7.	L. Vander Esch	2	2	4							
8.	T. Basham	2	0	2							
	D. Kazee	2	0	2					1		1
10.	D. Armstrong	1	1	2							
11.	J. Lewis	0	2	2				1		1/66	2
	B. Urban	0	2	2			1				
13.	T. Diggs	1	0	1						1/0	2
	O. Odighizuwa	1	0	1							
	C. Watkins	1	0	1							
16.	R. Gregory	0	1	1			1	1			
17.	D. Wilson						1				

Ast=Assist, TFL=Tackle for a Loss, QBPR=Pressures, Int=Interception, FR=Fumble Recovery, FF=Forced Fumble, PD=Pass Defense

2021 COWBOYS SPECIAL TEAMS						
RNK	PLAYER	S	A	TOT	FF	BL
1.	Kears, Jayron	2	0	2		
2.	Clement, Corey	1	0	1		
	Neal, Keanu	1	0	1		
	Wilson, Cedrick	1	0	1		
5.	Vander Esch, Leighton	0	1	1		

DEFENSIVE STATS BY RANK							
PRESSURES		SACKS		TACKLES FOR LOSS		INTERCEPTIONS	
PLAYER	NO	PLAYER	NO	PLAYER	NO	PLAYER	NO
1. D. Lawrence	2					1. T. Diggs	1
2. R. Gregory	1					J. Lewis	1
M. Parsons	1						
B. Urban	1						
D. Wilson	1						

FORCED FUMBLES		FUMBLE RECOVERIES		PASSES DEFENSED	
PLAYER	NO	PLAYER	NO	PLAYER	NO
1. D. Kazee	1	1. R. Gregory	1	1. T. Diggs	2
D. Lawrence	1	J. Lewis	1	J. Lewis	2
				3. D. Kazee	1
				M. Parsons	1

# 2021 DALLAS COWBOYS UNOFFICIAL DEPTH CHART

(As of September 14, 2021)

## OFFENSE

<b>WR</b>	19 Amari Cooper	85 Noah Brown	
<b>LT</b>	77 Tyron Smith	78 Terence Steele	69 Brandon Knight
<b>LG</b>	52 Connor Williams	66 Connor McGovern	
<b>C</b>	63 Tyler Biadasz	52 Connor Williams	68 Matt Farniok
<b>RG</b>	70 Zack Martin	66 Connor McGovern	69 Brandon Knight
<b>RT</b>	79 Ty Nsekhe	78 Terence Steele	69 Brandon Knight
<b>TE</b>	86 Dalton Schultz	89 Blake Jarwin	
<b>WR</b>	88 CeeDee Lamb	81 Simi Fehoko	
<b>WR</b>	1 Cedrick Wilson		
<b>QB</b>	4 Dak Prescott	10 Cooper Rush	15 Will Grier
<b>RB</b>	21 Ezekiel Elliott	20 Tony Pollard	32 Corey Clement

## DEFENSE

<b>LDE</b>	90 DeMarcus Lawrence	93 Tarell Basham	56 Bradlee Anae	54 Azur Kamara
<b>LDT</b>	97 Osa Odighizuwa	98 Quinton Bohanna		
<b>RDT</b>	91 Carlos Watkins	95 Brent Urban		
<b>RDE</b>	94 [Randy Gregory]	92 Dorance Armstrong	59 Chauncey Golston	
<b>OLB</b>	11 Micah Parsons	14 Jabril Cox		
<b>MLB</b>	9 Jaylon Smith	42 Keanu Neal		
<b>OLB</b>	55 Leighton Vander Esch	57 Luke Gifford		
<b>LCB</b>	30 Anthony Brown	29 C.J. Goodwin		
<b>NB</b>	26 Jourdan Lewis	31 Maurice Canady		
<b>RCB</b>	7 Trevon Diggs	25 Nahshon Wright		
<b>SS</b>	6 Donovan Wilson	27 Jayron Kearsae	38 Israel Mukuamu	
<b>FS</b>	18 Damontae Kazee	28 Malik Hooker		

## SPECIALISTS

<b>P</b>	5 Bryan Anger	
<b>K</b>	2 Greg Zuerlein	
<b>LS</b>	44 Jake McQuaide	
<b>H</b>	5 Bryan Anger	
<b>KR</b>	20 Tony Pollard	32 Corey Clement
<b>PR</b>	88 CeeDee Lamb	1 Cedrick Wilson

[Injured Players]

## PRONUNCIATION GUIDE

Bradlee Anae .....	uh-NYE	Damontae Kazee .....	Kay-zee
Dorance Armstrong .....	DOOR-intz	Jayron Kearsae .....	JAY-RON
Tyler Biadasz .....	be-AH-dish	Jake McQuaide .....	Mc-KWAYD
Quinton Bohanna .....	boe-HAN-ah	Israel Mukuamu .....	moo-KWAH-moo
Corey Clement .....	CLEM-ent	Ty Nsekhe .....	en-SECK-he
Jabril Cox .....	juh-BREEL	Osa Odighizuwa .....	oh-DIGGY-zoowa
Matt Farniok .....	FAR-nee-ack	Jaylon Smith .....	JAY-lin
Simi Fehoko .....	SIM-ee FAY-hoko	Nahshon Wright .....	nuh-SHAWN
Azur Kamara .....	ah-ZORE kah-MAR-ah	Greg Zuerlein .....	ZURR-line

## COACHING STAFF

**HEAD COACH:** Mike McCarthy

**ASSISTANTS:** Jeff Blasko (Assistant Offensive Line), Matt Daniels (Assistant Special Teams), Rob Davis (Assistant Head Coach), Aden Durde (Defensive Line), George Edwards (Senior Defensive Assistant), John Fassel (Special Teams Coordinator), Ryan Feder (Quality Control Analytics), Al Harris (Defensive Backs), Chase Haslett (Quality Control/Offense), Adam Henry (Wide Receivers), Leon Lett (Assistant Defensive Line), Cannon Matthews (Quality Control/Defense), Scott McCurley (Linebackers), Kellen Moore (Offensive Coordinator), Harold Nash (Strength & Conditioning Coordinator), Doug Nussmeier (Quarterbacks), Skip Peete (Running Backs), Joe Philbin (Offensive Line), Dan Quinn (Defensive Coordinator), Justin Rudd (Video/Analytics), Eric Simonelli (Quality Control Analytics), Cedric Smith (Assistant Strength & Conditioning), Kendall Smith (Assistant Strength & Conditioning), Scott Tolzien (Offensive Assistant), Kyle Valero (Quality Control Analytics), Lunda Wells (Tight Ends), Joe Whitt (Secondary/Defensive Pass Game Coordinator).

# 2021 DALLAS COWBOYS ALPHABETICAL ROSTER

NO.	NAME	POS	HT	WT	DOB	EXP	COLLEGE	HOMETOWN	GP	GS	DNP	IA
56	Anae, Bradlee	DE	6-3	260	1/17/1998	2	Utah	Laie, Hawaii	1	0	0	0
5	Anger, Bryan	P	6-3	205	10/6/1988	10	California	Camarillo, Calif.	1	0	0	0
92	Armstrong, Dorance	DE	6-4	260	6/10/1997	4	Kansas	Houston, Texas	1	0	0	0
93	Basham, Tarell	DE	6-4	266	3/18/1994	5	Ohio	Rocky Mount, Va.	1	0	0	0
63	Biadasz, Tyler	C	6-4	317	11/20/1997	2	Wisconsin	Amherst, Wisc.	1	1	0	0
98	Bohanna, Quinton	DT	6-4	327	3/16/1999	R	Kentucky	Memphis, Tenn.	1	0	0	0
30	Brown, Anthony	CB	5-11	188	12/16/1993	6	Purdue	Tampa, Fla.	1	1	0	0
85	Brown, Noah	WR	6-2	215	1/6/1996	5	Ohio State	Flanders, N.J.	0	0	0	1
31	Canady, Maurice	CB	6-1	193	5/26/1994	5	Virginia	Richmond, Va.	1	0	0	0
32	Clement, Corey	RB	5-10	220	11/2/1994	5	Wisconsin	Glassboro, N.J.	1	0	0	0
19	Cooper, Amari	WR	6-1	225	6/17/1994	7	Alabama	Miami, Fla.	1	1	0	0
14	Cox, Jabril	LB	6-3	233	4/16/1998	R	Louisiana State	Kansas City, Mo.	1	0	0	0
7	Diggs, Trevon	CB	6-1	203	9/20/1998	2	Alabama	Gaithersburg, Md.	1	1	0	0
21	Elliott, Ezekiel	RB	6-0	228	7/22/1995	6	Ohio State	St. Louis, Mo.	1	1	0	0
68	Farniok, Matt	G	6-5	311	9/26/1997	R	Nebraska	Sioux Falls, S.D.	1	0	0	0
81	Fehoko, Simi	WR	6-4	222	11/5/1997	R	Stanford	Sandy, Utah	1	0	0	0
57	Gifford, Luke	LB	6-3	245	8/28/1995	3	Nebraska	Lincoln, Neb.	0	0	0	1
59	Golston, Chauncey	DE	6-5	268	2/10/1998	R	Iowa	Detroit, Mich.	0	0	0	1
29	Goodwin, C.J.	CB	6-3	187	2/4/1990	6	California (PA)	Wheeling, W.V.	1	0	0	0
15	Grier, Will	QB	6-1	220	4/3/1995	3	West Virginia	Charlotte, N.C.	0	0	0	1
28	Hooker, Malik	FS	6-1	212	4/2/1996	5	Ohio State	New Castle, Pa.	0	0	0	1
89	Jarwin, Blake	TE	6-5	250	7/16/1994	5	Oklahoma State	Tuttle, Okla.	1	1	0	0
54	Kamara, Azur	DE	6-3	245	9/26/1998	2	Kansas	Glendale, Ariz.	0	0	0	1
18	Kazee, Damontae	S	5-11	174	6/5/1993	5	San Diego State	San Bernardino, Calif.	1	1	0	0
27	Kearse, Jayron	S	6-4	220	2/11/1994	5	Clemson	Fort Myers, Fla.	1	0	0	0
69	Knight, Brandon	T	6-4	315	4/1/1997	3	Indiana	Noblesville, Ind.	0	0	0	0
88	Lamb, CeeDee	WR	6-2	200	4/8/1999	2	Oklahoma	Richmond, Texas	1	1	0	0
90	Lawrence, DeMarcus	DE	6-3	250	4/28/1992	8	Boise State	Aiken, S.C.	1	1	0	0
26	Lewis, Jourdan	CB	5-10	186	8/31/1995	5	Michigan	Detroit Mich.	1	1	0	0
70	Martin, Zack	G	6-4	315	11/20/1990	8	Notre Dame	Indianapolis, Ind.	0	0	0	0
66	McGovern, Connor	G	6-5	315	11/3/1997	3	Penn State	Larksville, Pa.	1	1	0	0
44	McQuaide, Jake	LS	6-2	235	12/7/1987	11	Ohio State	Cincinnati, Ohio	1	0	0	0
38	Mukuamu, Israel	S	6-4	212	11/28/1999	R	South Carolina	Charlotte, N.C.	0	0	0	1
42	Neal, Keanu	LB	6-0	211	7/26/1995	5	Florida	Bushnell, Fla.	1	1	0	0
79	Nsekhe, Ty	T	6-8	330	10/27/1985	8	Texas State	Austin, TX	1	0	0	0
97	Odighizuwa, Osa	DT	6-2	282	8/13/1998	R	UCLA	Dayton, Ohio	1	1	0	0
11	Parsons, Micah	LB	6-3	246	5/26/1999	R	Penn State	Harrisburg, Pa.	1	1	0	0
20	Pollard, Tony	RB	6-0	210	4/30/1997	3	Memphis	Memphis, Tenn.	1	0	0	0
4	Prescott, Dak	QB	6-2	235	7/29/1993	6	Mississippi State	Houghton, La.	1	1	0	0
10	Rush, Cooper	QB	6-3	225	11/21/1993	3	Central Michigan	Charlotte, Mich.	0	0	1	0
86	Schultz, Dalton	TE	6-5	255	7/11/1996	4	Stanford	South Jordan, Utah	1	1	0	0
9	Smith, Jaylon	LB	6-2	240	6/14/1995	5	Notre Dame	Fort Wayne, Ind.	1	0	0	0
77	Smith, Tyrion	T	6-5	305	12/12/1990	11	Southern California	Moreno Valley, Calif.	1	1	0	0
78	Steele, Terence	T	6-6	320	6/4/1997	2	Texas Tech	Cibola, Texas	1	0	0	0
95	Urban, Brent	DE	6-7	305	5/5/1991	8	Virginia	Mississauga, Ont.	1	0	0	0
55	Vander Esch, Leighton	LB	6-4	255	2/8/1996	4	Boise State	Riggins, Idaho	1	0	0	0
91	Watkins, Carlos	DE	6-3	297	12/5/1993	5	Clemson	Mooreboro, N.C.	1	1	0	0
52	Williams, Connor	G	6-5	320	5/12/1997	4	Texas	Coppell, Texas	1	1	0	0
1	Wilson, Cedrick	WR	6-2	195	11/20/1995	4	Boise State	Memphis, Tenn.	1	0	0	0
6	Wilson, Donovan	S	6-0	200	2/21/1995	3	Texas A&M	Shreveport, La.	1	1	0	0
25	Wright, Nahshon	CB	6-4	183	9/23/1998	R	Oregon State	East Palo Alto, Calif.	1	0	0	0
2	Zuerlein, Greg	K	6-0	195	12/27/1987	10	Missouri Western	Lincoln, Neb.	1	0	0	0
<b>PRACTICE SQUAD</b>												
60	Alarcon, Isaac	T	6-6	325	7/27/1998	1	Monterrey Tech	Monterrey, Mexico	0	0	0	0
36	Brown, Kyron	CB	6-1	195	5/26/1996	2	Akron	Boynton Beach, FL	0	0	0	0
49	Bunting, Ian	TE	6-7	255	2/10/1996	2	California	Hinsdale, Ill.	0	0	0	0
76	Collins, Aviante	T	6-4	292	4/21/1993	3	Texas Christian		0	0	0	0
39	Coyle, Tyler	S	6-0	209	12/31/1969	R	Purdue	Windsor, Conn.	0	0	0	0
3	DiNucci, Ben	QB	6-2	215	11/24/1996	2	James Madison	Wexford, PA	0	0	0	0
58	Faoliu, Austin	DE	6-3	287	1/9/1999	R	Oregon	Santa Ana, Calif.	0	0	0	0
83	Foster, Robert	WR	6-2	194	5/7/1994	4	Alabama	Monaca, Pa.	0	0	0	0
3	Hajrullah, Lirim	K	5-11	215	4/24/1990	1	Western Ontario (Can.)	St. Catharines, Ontario, Canada	0	0	0	0
99	Hamilton, Justin	DT	6-2	315	7/27/1993	4	Louisiana-Lafayette	Natchez, Miss.	0	0	0	0
37	Hardy, JaQuan	RB	5-8	211	12/31/1997	R	Tiffin	Westlake, Ohio	0	0	0	0
62	Jones, Braylon	C	6-3	301	2/10/1998	R	Houston	Tyler, Texas	0	0	0	0
16	Mitchell, Osirus	WR	6-5	206	9/15/1997	R	Mississippi State	Sarasota, Fla.	0	0	0	0
46	Ralston, Nick	FB	6-0	237	11/10/1996	R	Louisiana	Argyle, Texas	0	0	0	0
80	Smith, Brandon	WR	6-1	218	12/10/1998	R	Iowa	Lake Cormorant, Miss.	0	0	0	0
51	Speaks, Brelan	DE	6-3	285	12/18/1995	3	Mississippi	Jackson, Miss.	0	0	0	0
87	Sprinkle, Jeremy	TE	6-5	255	8/10/1994	5	Arkansas	White Hall, Ark.	1	0	0	0
<b>RESERVE/SUSPENDED</b>												
71	Collins, La'el	T	6-4	323	7/26/1993	7	Louisiana State	Baton Rouge, La.	1	1	0	0
<b>RESERVE/PHYSICALLY UNABLE TO PERFORM</b>												
72	Hill, Trysten	DT	6-3	305	3/25/1998	3	Central Florida	Lee, Fla.	0	0	0	0
<b>RESERVE/NON-FOOTBALL INJURY</b>												
15	Vasher, T.J.	WR	6-6	203	8/29/1998	R	Texas Tech	Wichita Falls, Texas	0	0	0	0
<b>RESERVE/INJURED</b>												
75	Ball, Josh	T	6-8	308	5/15/1998	R	Marshall	Fredericksburg, Va.	0	0	0	0
53	Bernard, Francis	LB	6-0	242	4/8/1995	2	Utah	Herriman, Utah	0	0	0	0
34	Dowdle, Rico	RB	5-11	215	6/14/1998	2	South Carolina	Asheville, N.C.	0	0	0	0
96	Gallimore, Neville	DT	6-2	307	1/17/1997	2	Oklahoma	Ottawa, Ontario	0	0	0	0
13	Gallup, Michael	WR	6-1	205	3/4/1996	4	Colorado State	Monroe, Ga.	1	0	0	0
65	Hyatt, Mitch	T	6-5	315	2/6/1997	2	Clemson	Suwanee, Ga.	0	0	0	0
24	Joseph, Kelvin	CB	5-11	197	11/11/1999	R	Kentucky	Baton Rouge, La.	0	0	0	0
84	McKeon, Sean	TE	6-3	255	12/28/1997	2	Michigan	Dudley, Mass.	0	0	0	0
7	Niswander, Hunter	P	6-4	243	11/26/1994	2	Northwestern	Peninsula, Ohio	0	0	0	0
45	Olunlua, Sewo	FB	6-3	235	11/27/1997	2	Texas Christian	Kingwood, Texas	0	0	0	0
41	Robinson, Reggie	CB	6-1	200	4/14/1997	2	Tulsa	Cleburne, Texas	0	0	0	0
17	Turner, Malik	WR	6-2	202	1/30/1996	4	Illinois	Springfield, Ill.	0	0	0	0
<b>RESERVE/COVID-19</b>												
94	Gregory, Randy	DE	6-5	260	11/23/1992	4	Nebraska	Jacksonville, Fla.	1	1	0	0
<b>PRACTICE SQUAD INJURED</b>												
33	Burton, Deante	CB	6-2	210	7/12/1994	4	Kansas State	Manhattan, KS	0	0	0	0
23	Thompson, Darian	S	6-2	212	9/22/1993	6	Boise State	Lancaster, Calif.	1	0	0	0

# 2021 DALLAS COWBOYS NUMERICAL ROSTER

NO.	NAME	POS	HT	WT	AGE	EXP	COLLEGE	HOW ACQ	GP	GS	DNP	IA
1	Cedrick Wilson	WR	6-2	195	25	4	Boise State	D6b-'18	1	0	0	0
2	Greg Zuerlein	K	6-0	195	33	10	Missouri Western	UFA(LAR)-'20	1	0	0	0
4	Dak Prescott	QB	6-2	235	28	6	Mississippi State	D4b-'16	1	1	0	0
5	Bryan Anger	P	6-3	205	32	10	California	FA-'21	1	0	0	0
6	Donovan Wilson	S	6-0	200	26	3	Texas A&M	D6-'19	1	1	0	0
7	Trevon Diggs	CB	6-1	203	22	2	Alabama	D2-'20	1	1	0	0
9	Jaylon Smith	LB	6-2	240	26	5	Notre Dame	D2-'16	1	0	0	0
10	Cooper Rush	QB	6-3	225	27	3	Central Michigan	FA-'20	0	0	1	0
11	Micah Parsons	LB	6-3	246	22	R	Penn State	D1-'21	1	1	0	0
14	Jabril Cox	LB	6-3	233	23	R	Louisiana State	D4a-'21	1	0	0	0
15	Will Grier	QB	6-1	220	26	3	West Virginia	W(Car)-'21	0	0	0	1
18	Damontae Kazee	S	5-11	174	28	5	San Diego State	UFA(Atl)-'21	1	1	0	0
19	Amari Cooper	WR	6-1	225	27	7	Alabama	T(Oak)-'18	1	1	0	0
20	Tony Pollard	RB	6-0	210	24	3	Memphis	D4a-'19	1	0	0	0
21	Ezekiel Elliott	RB	6-0	228	26	6	Ohio State	D1-'16	1	1	0	0
25	Nahshon Wright	CB	6-4	183	22	R	Oregon State	D3c-'21	1	0	0	0
26	Jourdan Lewis	CB	5-10	186	26	5	Michigan	D3-'17	1	1	0	0
27	Jayron Kearse	S	6-4	220	27	5	Clemson	FA-'21	1	0	0	0
28	Malik Hooker	FS	6-1	212	25	5	Ohio State	FA-'21	0	0	0	1
29	C.J. Goodwin	CB	6-3	187	31	6	California (PA)	PS(Cin)-'18	1	0	0	0
30	Anthony Brown	CB	5-11	188	27	6	Purdue	D6a-'16	1	1	0	0
31	Maurice Canady	CB	6-1	193	27	5	Virginia	UFA(Hou)-'20	1	0	0	0
32	Corey Clement	RB	5-10	220	26	5	Wisconsin	FA-'21	1	0	0	0
38	Israel Mukuamu	S	6-4	212	21	R	South Carolina	D6b-'21	0	0	0	1
42	Keanu Neal	LB	6-0	211	26	5	Florida	D1-'16	1	1	0	0
44	Jake McQuaide	LS	6-2	235	33	11	Ohio State	UFA(LAR)-'21	1	0	0	0
52	Connor Williams	G	6-5	320	24	4	Texas	D2-'18	1	1	0	0
54	Azur Kamara	DE	6-3	245	22	2	Kansas	UDFA-'20	0	0	0	1
55	Leighton Vander Esch	LB	6-4	255	25	4	Boise State	D1-'18	1	0	0	0
56	Bradlee Anae	DE	6-3	260	23	2	Utah	D5-'20	1	0	0	0
57	Luke Gifford	LB	6-3	245	26	3	Nebraska	UDFA-'19	0	0	0	1
59	Chauncey Golston	DE	6-5	268	23	R	Iowa	D3b-'21	0	0	0	1
63	Tyler Biadasz	C	6-4	317	23	2	Wisconsin	D4b-'20	1	1	0	0
66	Connor McGovern	G	6-5	315	23	3	Penn State	D3-'19	1	1	0	0
68	Matt Farniok	G	6-5	311	23	R	Nebraska	D7-'21	1	0	0	0
69	Brandon Knight	T	6-4	315	24	3	Indiana	UDFA-'19	0	0	0	0
70	Zack Martin	G	6-4	315	30	8	Notre Dame	D1-'14	0	0	0	0
77	Tyron Smith	T	6-5	305	30	11	Southern California	D1-'11	1	1	0	0
78	Terence Steele	T	6-6	320	24	2	Texas Tech	UDFA-'20	1	0	0	0
79	Ty Nsekhe	T	6-8	330	35	8	Texas State	UFA(Buf)-'21	1	0	0	0
81	Simi Fehoko	WR	6-4	222	23	R	Stanford	D5-'21	1	0	0	0
85	Noah Brown	WR	6-2	215	25	5	Ohio State	D7b-'17	0	0	0	1
86	Dalton Schultz	TE	6-5	255	25	4	Stanford	D4b-'18	1	1	0	0
88	CeeDee Lamb	WR	6-2	200	22	2	Oklahoma	D1-'20	1	1	0	0
89	Blake Jarwin	TE	6-5	250	27	5	Oklahoma State	UDFA-'17	1	1	0	0
90	DeMarcus Lawrence	DE	6-3	250	29	8	Boise State	D2-'14	1	1	0	0
91	Carlos Watkins	DE	6-3	297	27	5	Clemson	UFA(Hou)-'21	1	1	0	0
92	Dorance Armstrong	DE	6-4	260	24	4	Kansas	D4a-'18	1	0	0	0
93	Tarell Basham	DE	6-4	266	27	5	Ohio	UFA(NYJ)-'21	1	0	0	0
95	Brent Urban	DE	6-7	305	30	8	Virginia	UFA(Chi)-'21	1	0	0	0
97	Osa Odighizuwa	DT	6-2	282	23	R	UCLA	D3a-'21	1	1	0	0
98	Quinton Bohanna	DT	6-4	327	22	R	Kentucky	D6a-'21	1	0	0	0
<b>PRACTICE SQUAD</b>												
3	Ben DiNucci	QB	6-2	215	24	2	James Madison	D7-'20	0	0	0	0
3	Lirim Hajrullahu	K	5-11	215	31	1	Western Ontario (Can.)	FA-'21	0	0	0	0
16	Osirus Mitchell	WR	6-5	206	23	R	Mississippi State	UDFA-'21	0	0	0	0
36	Kyron Brown	CB	6-1	195	25	2	Akron	FA-'21	0	0	0	0
37	JaQuan Hardy	RB	5-8	211	23	R	Tiffin	UDFA-'21	0	0	0	0
39	Tyler Coyle	S	6-0	209	51	R	Purdue	UDFA-'21	0	0	0	0
46	Nick Ralston	FB	6-0	237	24	R	Louisiana	UDFA-'21	0	0	0	0
49	Ian Bunting	TE	6-7	255	25	2	California	FA-'21	0	0	0	0
51	Breeland Speaks	DE	6-3	285	25	3	Mississippi	FA-'21	0	0	0	0
58	Austin Faoliu	DE	6-3	287	22	R	Oregon	UDFA-'21	0	0	0	0
60	Isaac Alarcon	T	6-6	325	23	1	Monterrey Tech	IPP-'20	0	0	0	0
62	Braylon Jones	C	6-3	301	23	R	Houston	UDFA-'21	0	0	0	0
76	Aviante Collins	T	6-4	292	28	3	Texas Christian	FA-'21	0	0	0	0
80	Brandon Smith	WR	6-1	218	22	R	Iowa	UDFA-'21	0	0	0	0
83	Robert Foster	WR	6-2	194	27	4	Alabama	FA-'21	0	0	0	0
87	Jeremy Sprinkle	TE	6-5	255	27	5	Arkansas	UFA(Was)-'21	1	0	0	0
99	Justin Hamilton	DT	6-2	315	28	4	Louisiana-Lafayette	FA-'19	0	0	0	0
<b>RESERVE/SUSPENDED</b>												
71	La'el Collins	T	6-4	323	28	7	Louisiana State	UDFA-'15	1	1	0	0
<b>RESERVE/PHYSICALLY UNABLE TO PERFORM</b>												
72	Trysten Hill	DT	6-3	305	23	3	Central Florida	D2-'19	0	0	0	0
<b>RESERVE/NON-FOOTBALL INJURY</b>												
15	T.J. Vasher	WR	6-6	203	23	R	Texas Tech	UDFA-'21	0	0	0	0
<b>RESERVE/INJURED</b>												
7	Hunter Niswander	P	6-4	243	26	2	Northwestern	FA-'20	0	0	0	0
13	Michael Gallup	WR	6-1	205	25	4	Colorado State	D3-'18	1	0	0	0
17	Malik Turner	WR	6-2	202	25	4	Illinois	W(GB)-'20	0	0	0	0
24	Kelvin Joseph	CB	5-11	197	21	R	Kentucky	D2-'21	0	0	0	0
34	Rico Dowdle	RB	5-11	215	23	2	South Carolina	UDFA-'20	0	0	0	0
41	Reggie Robinson	CB	6-1	200	24	2	Tulsa	D4a-'20	0	0	0	0
45	Sewo Olonilua	FB	6-3	235	23	2	Texas Christian	UDFA-'20	0	0	0	0
53	Francis Bernard	LB	6-0	242	26	2	Utah	UDFA-'20	0	0	0	0
65	Mitch Hyatt	T	6-5	315	24	2	Clemson	UDFA-'19	0	0	0	0
75	Josh Ball	T	6-8	308	23	R	Marshall	D4b-'21	0	0	0	0
84	Sean McKeon	TE	6-3	255	23	2	Michigan	UDFA-'20	0	0	0	0
96	Neville Gallimore	DT	6-2	307	24	2	Oklahoma	D3-'20	0	0	0	0
<b>RESERVE/COVID-19</b>												
94	Randy Gregory	DE	6-5	260	28	4	Nebraska	D2-'15	1	1	0	0
<b>PRACTICE SQUAD INJURED</b>												
23	Darian Thompson	S	6-2	212	27	6	Boise State	FA-'18	1	0	0	0
33	Deante Burton	CB	6-2	210	27	4	Kansas State	PS(Ind)-'19	0	0	0	0

# 2021 DALLAS COWBOYS POSITIONAL ROSTER

## QUARTERBACKS (3)

NO.	NAME	POS.	HT.	WT.	AGE	EXP.	COLLEGE	HOW ACQ.
4	Dak Prescott	QB	6-2	235	28	6	Mississippi State	D4b-'16
10	Cooper Rush	QB	6-3	225	27	3	Central Michigan	FA-'20
15	Will Grier	QB	6-1	220	26	3	West Virginia	W(Car)-'21

## RUNNING BACKS (3)

NO.	NAME	POS.	HT.	WT.	AGE	EXP.	COLLEGE	HOW ACQ.
20	Tony Pollard	RB	6-0	210	24	3	Memphis	D4a-'19
21	Ezekiel Elliott	RB	6-0	228	26	6	Ohio State	D1-'16
32	Corey Clement	RB	5-10	220	26	5	Wisconsin	FA-'21

## WIDE RECEIVERS (5)

NO.	NAME	POS.	HT.	WT.	AGE	EXP.	COLLEGE	HOW ACQ.
1	Cedrick Wilson	WR	6-2	195	25	4	Boise State	D6b-'18
19	Amari Cooper	WR	6-1	225	27	7	Alabama	T(Oak)-'18
81	Simi Fehoko	WR	6-4	222	23	R	Stanford	D5-'21
85	Noah Brown	WR	6-2	215	25	5	Ohio State	D7b-'17
88	CeeDee Lamb	WR	6-2	200	22	2	Oklahoma	D1-'20

## TIGHT ENDS (2)

NO.	NAME	POS.	HT.	WT.	AGE	EXP.	COLLEGE	HOW ACQ.
86	Dalton Schultz	TE	6-5	255	25	4	Stanford	D4b-'18
89	Blake Jarwin	TE	6-5	250	27	5	Oklahoma State	UDFA-'17

## OFFENSIVE LINE (9)

NO.	NAME	POS.	HT.	WT.	AGE	EXP.	COLLEGE	HOW ACQ.
52	Connor Williams	G	6-5	320	24	4	Texas	D2-'18
63	Tyler Biadasz	C	6-4	317	23	2	Wisconsin	D4b-'20
66	Connor McGovern	G	6-5	315	23	3	Penn State	D3-'19
68	Matt Farniok	G	6-5	311	23	R	Nebraska	D7-'21
69	Brandon Knight	T	6-4	315	24	3	Indiana	UDFA-'19
70	Zack Martin	G	6-4	315	30	8	Notre Dame	D1-'14
77	Tyron Smith	T	6-5	305	30	11	Southern California	D1-'11
78	Terence Steele	T	6-6	320	24	2	Texas Tech	UDFA-'20
79	Ty Nsekhe	T	6-8	330	35	8	Texas State	UFA(Buf)-'21

## DEFENSIVE LINE (10)

NO.	NAME	POS.	HT.	WT.	AGE	EXP.	COLLEGE	HOW ACQ.
54	Azur Kamara	DE	6-3	245	22	2	Kansas	UDFA-'20
56	Bradlee Anae	DE	6-3	260	23	2	Utah	D5-'20
59	Chauncey Golston	DE	6-5	268	23	R	Iowa	D3b-'21
90	DeMarcus Lawrence	DE	6-3	250	29	8	Boise State	D2-'14
91	Carlos Watkins	DE	6-3	297	27	5	Clemson	UFA(Hou)-'21
92	Dorance Armstrong	DE	6-4	260	24	4	Kansas	D4a-'18
93	Tarell Basham	DE	6-4	266	27	5	Ohio	UFA(NYJ)-'21
95	Brent Urban	DE	6-7	305	30	8	Virginia	UFA(Chi)-'21
97	Osa Odighizuwa	DT	6-2	282	23	R	UCLA	D3a-'21
98	Quinton Bohanna	DT	6-4	327	22	R	Kentucky	D6a-'21

## LINEBACKERS (6)

NO.	NAME	POS.	HT.	WT.	AGE	EXP.	COLLEGE	HOW ACQ.
9	Jaylon Smith	LB	6-2	240	26	5	Notre Dame	D2-'16
11	Micah Parsons	LB	6-3	246	22	R	Penn State	D1-'21
14	Jabril Cox	LB	6-3	233	23	R	Louisiana State	D4a-'21
42	Keanu Neal	LB	6-0	211	26	5	Florida	D1-'16
55	Leighton Vander Esch	LB	6-4	255	25	4	Boise State	D1-'18
57	Luke Gifford	LB	6-3	245	26	3	Nebraska	UDFA-'19

## DEFENSIVE BACKS (11)

NO.	NAME	POS.	HT.	WT.	AGE	EXP.	COLLEGE	HOW ACQ.
6	Donovan Wilson	S	6-0	200	26	3	Texas A&M	D6-'19
7	Trevon Diggs	CB	6-1	203	22	2	Alabama	D2-'20
18	Damontae Kazee	S	5-11	174	28	5	San Diego State	UFA(Atl) '21
25	Nahshon Wright	CB	6-4	183	22	R	Oregon State	D3c-'21
26	Jourdan Lewis	CB	5-10	186	26	5	Michigan	D3-'17
27	Jayron Kearse	S	6-4	220	27	5	Clemson	FA-'21
28	Malik Hooker	FS	6-1	212	25	5	Ohio State	FA-'21
29	C.J. Goodwin	CB	6-3	187	31	6	California (PA)	PS(Cin)-'18
30	Anthony Brown	CB	5-11	188	27	6	Purdue	D6a-'16
31	Maurice Canady	CB	6-1	193	27	5	Virginia	UFA(Hou)-'20
38	Israel Mukuamu	S	6-4	212	21	R	South Carolina	D6b-'21

## SPECIALISTS (3)

NO.	NAME	POS.	HT.	WT.	AGE	EXP.	COLLEGE	HOW ACQ.
2	Greg Zuerlein	K	6-0	195	33	10	Missouri Western	UFA(LAR)-'20
5	Bryan Anger	P	6-3	205	32	10	California	FA-'21
44	Jake McQuaide	LS	6-2	235	33	11	Ohio State	UFA(LAR)-'21

## HOW THE COWBOYS WERE BUILT/CONTRACT STATUS

YEAR	DRAFT PICKS (38)	FREE AGENTS (16)	COLLEGE FREE AGENTS (10)	TRADES/WAIVERS (3)	PRACTICE SQUAD (1)
2011	T. Smith (1st)				
2014	Z. Martin (1st) D. Lawrence (2nd)				
2015	R. Gregory (2nd) #		L. Collins (UDFA-'15) -		
2016	E. Elliott (1st) K. Neal (1st) J. Smith (2nd) D. Prescott (4th) A. Brown (6th)				
2017	J. Lewis (3rd) N. Brown (7th)	B. Jarwin (UDFA-'17)			
2018	L. Vander Esch (1st) C. Williams (2nd) M. Gallup (3rd) * D. Armstrong (4th) D. Schultz (4th-b) C. Wilson (6th-b)			A. Cooper (T Oak -'18)	C. Goodwin (PS Cin -'18)
2019	T. Hill (2nd) <b>Ω</b> C. McGovern (3rd) T. Pollard (4th) D. Wilson (6th)	L. Gifford (UDFA-'19)	M. Hyatt (UDFA-'19) * B. Knight (UDFA-'19)		
2020	C. Lamb (1st) T. Diggs (2nd) N. Gallimore (3rd) * R. Robinson (4th-a) * T. Biadasz (4th-b) B. Anae (5th)	M. Canady (UFA Hou -'20) H. Niswander (FA-'20) * C. Rush (FA-'20) G. Zuerlein (UFA LAR -'20)	F. Bernard (UDFA-'20) * R. Dowdle (UDFA-'20) * A. Kamara (UDFA-'20) S. McKeon (UDFA-'20) * S. Olonilua (UDFA-'20) * T. Steele (UDFA-'20)	M. Turner (W GB -'20) *	
2021	M. Parsons (1st) K. Joseph (2nd) * O. Odighizuwa (3rd-a) C. Golston (3rd-b) N. Wright (3rd-c) J. Cox (4th-a) J. Ball (4th-b) * S. Fehoko (5th) Q. Bohanna (6th-a) I. Mukuamu (6th-b) M. Farniok (7th)	B. Anger (FA-'21) T. Basham (UFA NYJ -'21) C. Clement (FA-'21) M. Hooker (FA-'21) D. Kazee (UFA Atl -'21) J. Kearse (FA-'21) J. McQuaide (UFA LAR -'21) T. Nsekhe (UFA Buf -'21) B. Urban (UFA Chi -'21) C. Watkins (UFA Hou -'21)	T. Vasher (UDFA-'21) <b>δ</b>	W. Grier (W Car -'21)	

Key: - Reserve/Suspended, # Reserve/COVID-19, \* Reserve/Injured, **Ω** Reserve/Physically Unable to Perform, **δ** Reserve/Non-Football Injury

CONTRACT STATUS					
PLAYER	SIGNED THROUGH	PLAYER	SIGNED THROUGH	PLAYER	SIGNED THROUGH
Bradlee Anae .....	2023	Chauncey Golston .....	2024	Osa Odighizuwa .....	2024
Bryan Anger .....	2021	C.J. Goodwin .....	2022	Micah Parsons .....	2024
Dorance Armstrong .....	2021	Randy Gregory # .....	2021	Tony Pollard .....	2022
Josh Ball * .....	2024	Will Grier .....	2022	Dak Prescott .....	2024
Tarell Basham .....	2022	Malik Hooker .....	2021	Reggie Robinson * .....	2023
Francis Bernard * .....	2021	Mitch Hyatt * .....	2021	Cooper Rush .....	2022
Tyler Biadasz .....	2023	Blake Jarwin .....	2023	Dalton Schultz .....	2021
Quinton Bohanna .....	2024	Kelvin Joseph * .....	2024	Jaylon Smith .....	2025
Anthony Brown .....	2022	Azur Kamara .....	2022	Tyron Smith .....	2023
Noah Brown .....	2021	Damontae Kazee .....	2021	Terence Steele .....	2022
Maurice Canady .....	2021	Jayron Kearse .....	2021	Malik Turner * .....	2021
Corey Clement .....	2021	Brandon Knight .....	2021	Brent Urban .....	2021
Amari Cooper .....	2024	CeeDee Lamb .....	2023	Leighton Vander Esch .....	2021
Jabril Cox .....	2024	DeMarcus Lawrence .....	2023	T.J. Vasher <b>δ</b> .....	2023
Trevon Diggs .....	2023	Jourdan Lewis .....	2023	Carlos Watkins .....	2021
Rico Dowdle * .....	2022	Zack Martin .....	2024	Connor Williams .....	2021
Ezekiel Elliott .....	2026	Connor McGovern .....	2022	Cedrick Wilson .....	2021
Matt Farniok .....	2024	Sean McKeon * .....	2022	Donovan Wilson .....	2022
Simi Fehoko .....	2024	Jake McQuaide .....	2021	Nahshon Wright .....	2024
Neville Gallimore * .....	2023	Israel Mukuamu .....	2024	Greg Zuerlein .....	2022
Michael Gallup * .....	2021	Hunter Niswander * .....	2022		
Luke Gifford .....	2021	Ty Nsekhe .....	2021		

# 2021 DALLAS COWBOYS CONTRACT ANALYSIS

OFFENSE		2021	2022	2023	2024	2025	2026	2026	2027
QB	Grier, Will			UFA					
	Prescott, Dak					UFA			
	Rush, Cooper			UFA					
RB	Clement, Corey		UFA						
	Dowdle, Rico*			RFA	UFA				
	Elliott, Ezekiel							UFA	
	Olonilua, Sewo*			RFA	UFA				
	Pollard, Tony			UFA					
WR	Brown, Noah^		UFA						
	Cooper, Amari					UFA			
	Fehoko, Simi					UFA			
	Gallup, Michael*		UFA						
	Lamb, CeeDee				OPTION	UFA			
	Turner, Malik*		UFA						
	Vasher, T.J.#				RFA	UFA			
	Wilson, Cedrick		UFA						
TE	Jarwin, Blake				UFA				
	McKeon, Sean*			RFA	UFA				
	Schultz, Dalton		UFA						
OL	Ball, Josh*					UFA			
	Biadasz, Tyler				UFA				
	Collins, La'el					UFA			
	Farniok, Matt					UFA			
	Hyatt, Mitch*		ERFA	RFA	UFA				
	Knight, Brandon		RFA	UFA					
	Martin, Zack					UFA			
	McGovern, Connor			UFA					
	Nsekhe, Ty		UFA						
	Smith, Tyron				UFA				
	Steele, Terence			RFA	UFA				
	Williams, Connor		UFA						

DEFENSE		2021	2022	2023	2024	2025	2026	2027	2028
DL	Anae, Bradlee				UFA				
	Armstrong, Dorance		UFA						
	Basham, Tarell			UFA					
	Bohanna, Quinton					UFA			
	Gallimore, Neville*				UFA				
	Golston, Chauncey					UFA			
	Gregory, Randy^		UFA						
	Hill, Trysten#			UFA					
	Kamara, Azur			RFA	UFA				
	Lawrence, Demarcus				UFA				
	Odighizuwa, Osa					UFA			
	Urban, Brent		UFA						
	Watkins, Carlons		UFA						
LB	Bernard, Francis*		ERFA	RFA	UFA				
	Cox, Jabril					UFA			
	Gifford, Luke		RFA	UFA					
	Neal, Keanu		UFA						
	Parsons, Micah					OPTION	UFA		
	Smith, Jaylon						UFA		
	Vander Esch, Leighton		UFA						
DB	Brown, Anthony			UFA					
	Canady, Maurice		UFA						
	Diggs, Trevon				UFA				
	Goodwin, C.J.			UFA					
	Hooker, Malik		UFA						
	Joseph, Kelvin*					UFA			
	Kazee, Damontae		UFA						
	Kearse, Jayron		UFA						
	Lewis, Jourdan				UFA				
	Mukuamu, Israel					UFA			
	Robinson, Reggie*				UFA				
	Wilson, Donovan			UFA					
	Wright, Nahshon					UFA			

SPECIAL TEAMS		2021	2022	2023	2024	2025	2026	2027	2028
ST	Anger, Bryan		UFA						
	McQuaide, Jake		UFA						
	Zuerlein, Greg			UFA					

	Player is under contract for season
	Player will be an exclusive rights free agent
	Player will be an unrestricted free agent
	Player will be a restricted free agent
	Player has a club option available

\*-Reserve/Injured    ^-Reserve/COVID-19    #-Reserve/PUP or NFI

## WHEN BUILT/WHEN THEY GOT TO THE COWBOYS

### 1st Round (9)

[9] Tyron Smith (2011)  
 [16] Zack Martin (2014)  
 [4] Amari Cooper (2015-OAK)  
 [4] Ezekiel Elliott (2016)  
 [17] Keanu Neal (2016-ATL)  
 [15] Malik Hooker (2017-IND)  
 [19] Leighton Vander Esch (2018)  
 [17] CeeDee Lamb (2020)  
 [12] Micah Parsons (2021)

### 2nd Round (7)

[34] DeMarcus Lawrence (2014)  
 [60] Randy Gregory (2015)#  
 [34] Jaylon Smith (2016)  
 [50] Connor Williams (2018)  
 [58] Trysten Hill (2019)Ω  
 [51] Trevon Diggs (2020)  
 [44] Kelvin Joseph (2021)\*

### 3rd Round (10)

[70] Bryan Anger (2012-JAX)  
 [80] Tarell Basham (2017-IND)  
 [92] Jourdan Lewis (2017)  
 [81] Michael Gallup (2018)\*  
 [90] Connor McGovern (2019)  
 [100] Will Grier (2019-CAR)  
 [82] Neville Gallimore (2020)\*  
 [75] Osa Odighizuwa (2021)  
 [84] Chauncey Golston (2021)  
 [99] Nahshon Wright (2021)

### 4th Round (10)

[134] Brent Urban (2014-BAL)  
 [135] Dak Prescott (2016)  
 [142] Carlos Watkins (2017-HOU)  
 [116] Dorance Armstrong (2018)  
 [137] Dalton Schultz (2018)  
 [128] Tony Pollard (2019)  
 [123] Reggie Robinson (2020)\*  
 [146] Tyler Biadasz (2020)  
 [115] Jabril Cox (2021)  
 [138] Josh Ball (2021)\*

### 5th Round (3)

[149] Damontae Kazee (2017-ATL)  
 [179] Bradlee Anae (2020)  
 [179] Simi Fehoko (2021)

### 6th Round (7)

[171] Greg Zuerlein (2012-STL)  
 [189] Anthony Brown (2016)  
 [209] Maurice Canady (2016-BAL)  
 [208] Cedrick Wilson (2018)  
 [213] Donovan Wilson (2019)  
 [192] Quinton Bohanna (2021)  
 [227] Israel Mukuamu (2021)

### 7th Round (3)

[244] Jayron Kears (2016-MIN)  
 [239] Noah Brown (2017)  
 [238] Matt Farniok (2021)

### Undrafted (18)

Jake McQuaide (2011-STL)  
 Ty Nsekhe (2012-IND)  
 C.J. Goodwin (2014-PIT)  
 La'el Collins (2015)-  
 Corey Clement (2017-PHI)  
 Blake Jarwin (2017)  
 Cooper Rush (2017)  
 Luke Gifford (2019)  
 Mitch Hyatt (2019)\*  
 Brandon Knight (2019)  
 Francis Bernard (2020)\*  
 Rico Dowdle (2020)\*  
 Azur Kamara (2020)  
 Sean McKeon (2020)\*  
 Hunter Niswander (2020)\*  
 Sewo Olonilua (2020)\*  
 Terence Steele (2020)  
 T.J. Vasher (2021)δ

**Key:** # Reserve/COVID-19, Ω Reserve/Physically Unable to Perform, \* Reserve/Injured, - Reserve/Suspended, δ Reserve/Non-Football Injury

## WHEN THEY GOT TO THE COWBOYS

### 2011 (1)

Tyron Smith, Round 1

### 2014 (2)

Zack Martin, Round 1  
 DeMarcus Lawrence, Round 2

### 2015 (2)

Randy Gregory, Round 2#  
 La'el Collins, UDFA-

### 2016 (5)

Ezekiel Elliott, Round 1  
 Keanu Neal, Round 1  
 Jaylon Smith, Round 2  
 Dak Prescott, Round 4  
 Anthony Brown, Round 6

### 2017 (3)

Jourdan Lewis, Round 3  
 Noah Brown, Round 7  
 Blake Jarwin, FA

### 2018 (8)

Leighton Vander Esch, Round 1  
 Connor Williams, Round 2  
 Michael Gallup, Round 3\*  
 Dorance Armstrong, Round 4  
 Dalton Schultz, Round 4  
 Cedrick Wilson, Round 6  
 Amari Cooper, Trades (OAK)  
 C.J. Goodwin, Practice Squad (CIN)

### 2019 (7)

Trysten Hill, Round 2Ω  
 Connor McGovern, Round 3  
 Tony Pollard, Round 4  
 Donovan Wilson, Round 6  
 Luke Gifford, FA  
 Mitch Hyatt, UDFA\*  
 Brandon Knight, UDFA

### 2020 (16)

CeeDee Lamb, Round 1  
 Trevon Diggs, Round 2  
 Neville Gallimore, Round 3\*  
 Tyler Biadasz, Round 4  
 Reggie Robinson, Round 4\*  
 Bradlee Anae, Round 5  
 Francis Bernard, UDFA\*  
 Maurice Canady, FA (HOU)  
 Rico Dowdle, UDFA\*  
 Azur Kamara, UDFA  
 Sean McKeon, UDFA\*  
 Hunter Niswander, FA\*  
 Sewo Olonilua, UDFA\*  
 Cooper Rush, FA  
 Terence Steele, UDFA  
 Greg Zuerlein, FA (STL)

### 2021 (23)

Micah Parsons, Round 1  
 Kelvin Joseph, Round 2\*  
 Chauncey Golston, Round 3  
 Osa Odighizuwa, Round 3  
 Nahshon Wright, Round 3  
 Josh Ball, Round 4\*  
 Jabril Cox, Round 4  
 Simi Fehoko, Round 5  
 Quinton Bohanna, Round 6  
 Israel Mukuamu, Round 6  
 Matt Farniok, Round 7  
 Bryan Anger, FA  
 Tarell Basham, UFA (NYJ)  
 Corey Clement, FA  
 Will Grier, Waivers (CAR)  
 Malik Hooker, FA  
 Damontae Kazee, UFA (ATL)  
 Jayron Kears, FA  
 Jake McQuaide, UFA (STL)  
 Ty Nsekhe, UFA (BUF)  
 Brent Urban, UFA (CHI)  
 T.J. Vasher, UDFAδ  
 Carlos Watkins, UFA (HOU)

## 2021 TRANSACTIONS BY DATE

Jan. 4.....Signed **Isaac Alarcon, Kemon Hall, Ladarius Hamilton, Marcus Henry, Cole Hikutini, Jon'Vea Johnson, Chris Lacy, Walter palmore, Aaron Parker, Adam Redmond, Cooper Rush, Eric Smith, Saivion Smith** and **Williams Sweet** as Reserve/Futures.

Jan. 8.....Fired **Mike Nolan** and **Jim Tomsula**.

Jan. 12.....Named **Dan Quinn** defensive coordinator.

Jan. 21.....Named **Aden Durde** defensive line coach, **Harold Nash Jr.** strength and conditioning coordinator and **Joe Whitt Jr.** secondary/defensive pass game coordinator,

Feb. 11.....Named **Cedric Smith** assistant strength and conditioning.

March 9.....Signed **Ron'Dell Carter**.

March 10.....Signed **Dak Prescott**. Released **Jamize Olawale**.

March 17.....Released **Chris Jones**.

March 18.....Signed **Noah Brown** and **Jourdan Lewis**.

March 19.....Signed **C.J. Goodwin** and **Malik Turner**. Waived **Marcus Henry, Cole Hikutini, Jon'Vea Johnson** and **Chris Lacy**.

March 22.....Signed **Tarell Basham, Jake McQuaide, Ty Nsekhe, Brent Urban** and **Carlos Watkins**.

March 30.....Signed **Jayron Kears**.

April 7.....Signed **Bryan Anger** and **Jeremy Sprinkle**.

April 14.....Signed **Keanu Neal**.

April 29.....Drafted **Micah Parsons**.

April 30.....Drafted **Chauncey Golston, Kelvin Joseph, Osa Odighizuwa** and **Nahshon Wright**.

May 1.....Drafted **Jabril Cox, Josh Ball, Simi Fehoko, Quinton Bohanna, Israel Mukuamu** and **Matt Farniok**.

May 5.....Released **Adam Redmond** and **Antwaun Woods**. Waived **Kemon Hall, Ladarius Hamilton, Walter Palmore** and **Saivion Smith**.

May 14.....Signed **Tyler Coyle, Brennan Eagles, Nick Eubanks, Austin Faoliu, JaQuan Hardy, Anthony Hines, Braylon Jones, Brenden Knox, Artayvious Lynn, Osirus Mitchell, Nick Ralston, Brandon Smith** and **T.J. Vasher**.

May 18.....Waived **William Sweet**.

May 24.....Signed **Johnnie Dixon**.

June 11.....Waived/Injured **Stephen Guidry**. Signed **Reggie Davis**.

July 17.....Released **Rashard Robinson**.

July 22.....Placed **Amari Cooper, Chauncey Golston, Trysten Hill, Mitch Hyatt, DeMarcus Lawrence** and **Greg Zuerlein** on Active/PUP. Placed **T.J. Vasher** on Active/NFI.

July 25.....Signed **Kyron Brown**.

July 27.....Placed **Mitch Hyatt** on Reserve/Injured. Signed **Malik Hooker**.

Aug. 3.....**DeMarcus Lawrence** passed physical.

Aug. 10.....**Amari Cooper** passed physical.

Aug. 17.....Placed **Sewo Olonilua** and **Reggie Robinson** on Reserve/Injured. Waived/Injured **Anthony Hines**. Waived **Kyron Brown** and **Brennan Eagles**.

Aug. 19.....Waived **Hunter Niswander**. Signed **Lirim Hajrullahu**.

Aug. 23.....Placed **Malik Hooker, CeeDee Lamb, Israel Mukuamu** and **Carlos Watkins** on Reserve/COVID-19

Aug. 24.....Waived **Lirim Hajrullahu**.

Aug. 25.....Activated **Israel Mukuamu**. **Greg Zuerlein** passed physical. Placed **Rico Dowdle** on Reserve/Injured. Placed **Damontae Kazee** and **Connor Williams** on Reserve/COVID-19.

Aug. 27.....Activated **Malik Hooker**.

Aug. 31.....Released **Deante Burton, Garrett Gilbert, Justin Hamilton, Jake McQuaide, Eric Smith, Jeremy Sprinkle** and **Darian Thompson**. Waived **Isaac Alarcon, Ron'Dell Carter, Tyler Coyle, Reggie Davis, Ben DiNucci, Johnnie Dixon, Nick Eubanks, Austin Faoliu, Jaquan Hardy, Braylon Jones, Brenden Knox, Artayvious Lynn, Osirus Mitchell, Aaron Parker, Steven Parker, Nick Ralston** and **Brandon Smith**. Placed **Noah Brown** on Reserve/COVID-19. **Trysten Hill** reverted to Reserve/PUP. **T.J. Vasher** reverted to Reserve/NFI. **Chauncey Golston** passed physical.

Sept. 1.....Released **Bryan Anger**. Signed **Isaac Alarcon, Kyron Brown, Tyler Coyle, Ben DiNucci, Austin Faoliu, Justin Hamilton, JaQuan Hardy, Braylon Jones, Osirus Mitchell, Nick Ralston, Brandon Smith, Breeland Speaks** and **Darian Thompson** to the practice squad.

Sept. 2.....Placed **Josh Ball, Francis Bernard, Neville Gallimore, Kelvin Joseph, Sean McKeon** and **Malik Turner** on Reserve/Injured. Signed **Corey Clement** and **Jake McQuaide**. Activated **Damontae Kazee, CeeDee Lamb** and **Carlos Watkins**. Signed **Ian Bunting** to the practice squad.

Sept. 5.....Signed **Bryan Anger**. Activated **Connor Williams** from Reserve/COVID-19. Placed **Brandon Knight** and **Zack Martin** on Reserve/COVID-19.

Sept. 6.....Signed **Aviante Collins** to the practice squad.

Sept. 8.....Activated **Noah Brown** from Reserve/COVID-19.

Sept. 9.....Elevated **Jeremy Sprinkle** and **Darian Thompson** from the practice squad.

Sept. 10.....**La'el Collins** placed on Reserve/Suspended.

Sept. 13.....Activated **Brandon Knight** and **Zack Martin** from Reserve/COVID-19. Placed **Michael Gallup** on Reserve/Injured. Placed **Randy Gregory** on Reserve/COVID-19. Placed **Deante Burton** and **Darian Thompson** on Practice Squad/Injured.

## 2021 TRANSACTIONS BY PLAYER

<p><b>ALARCON, Isaac - T</b>  1/4..... Signed as Reserve/Future  8/31..... Waived  9/1..... Signed to practice squad  <b>ANGER, Bryan - P</b>  4/7..... Signed  9/1..... Released  9/5..... Signed  <b>BALL, Josh - T</b>  5/1..... Drafted  9/2..... Placed on Reserve/Injured  <b>BASHAM, Tarell - LB</b>  3/22..... Signed  <b>BERNARD, Francis-LB</b>  9/2..... Placed on Reserve/Injured  <b>BOHANNA, Quinton - DT</b>  5/1..... Drafted  <b>BROWN, Kyron - CB</b>  7/25..... Signed  8/17..... Waived  9/1..... Signed to practice squad  <b>BROWN, Noah - WR</b>  3/18..... Re-signed  8/31..... Placed on Reserve/COVID-19  9/5..... Activated  <b>BUNTING, Ian - TE</b>  9/2..... Signed to practice squad  <b>BURTON, Deante - CB</b>  8/31..... Released  9/1..... Signed to practice squad  9/13..... Placed on Practice Squad/Injured  <b>CARTER, Ron'Dell - DE</b>  3/9..... Re-Signed  8/31..... Waived  <b>CLEMENT, Corey - RB</b>  9/2..... Signed  <b>COLLINS, Aviante - T</b>  9/6..... Signed to practice squad  <b>COLLINS, La'el - T</b>  9/10..... Placed on Reserve/Suspended  <b>COOPER, Amari - WR</b>  7/22..... Placed on Active/PUP  8/10..... Passed physical  <b>COX, Jabril - LB</b>  5/1..... Drafted  <b>COYLE, Tyler - S</b>  5/14..... Signed  8/31..... Waived  9/1..... Signed to practice squad  <b>DAVIS, Reggie - WR</b>  6/11..... Signed  8/31..... Waived  <b>DINUCCI, Ben - QB</b>  8/31..... Waived  9/1..... Signed to practice squad  <b>DIXON, Johnnie - WR</b>  5/24..... Signed  8/31..... Waived  <b>DOWDLE, Rico - RB</b>  8/28..... Placed on Reserve/Injured  <b>DURDE, Aden</b>  1/21..... Named defensive line coach  <b>EAGLES, Brennan - WR</b>  5/14..... Signed  8/17..... Waived  <b>EUBANKS, Nick - TE</b>  5/14..... Signed  8/31..... Waived  <b>FARNIOK, Matt - G</b>  5/1..... Drafted  <b>FAOLIU, Austin - DT</b>  5/14..... Signed  8/31..... Waived  9/1..... Signed to practice squad  <b>FEHOKO, Simi - WR</b>  5/1..... Drafted  <b>GALLIMORE, Neville - DT</b>  9/2..... Placed on Reserve/Injured  <b>GALLUP, Michael - WR</b>  9/13..... Placed on Reserve/Injured  <b>GILBERT, Garrett - QB</b>  8/31..... Released  <b>GOLSTON, Chauncey - DE</b>  4/30..... Drafted in the third round  7/22..... Placed on Active/PUP  8/31..... Passed physical  <b>GOODWIN, C.J. - CB</b>  3/19..... Re-signed  <b>GREGORY, Randy - DE</b>  9/13..... Placed on Reserve/COVID-19  <b>GUIDRY, Stephen - WR</b>  6/11..... Waived/Injured</p>	<p><b>HAJRULLAHU, Lirim - K</b>  8/19..... Signed  8/24..... Waived  <b>HALL, Kemon - CB</b>  1/4..... Signed as Reserve/Future  5/5..... Waived  <b>HAMILTON, Justin - DT</b>  8/31..... Released  9/1..... Signed to practice squad  <b>HAMILTON, Ladarius - LB</b>  1/4..... Signed as Reserve/Future  5/5..... Waived  <b>HARDY, JaQuan - RB</b>  5/14..... Signed  8/31..... Waived  9/1..... Signed to practice squad  <b>HENRY, Marcus - C</b>  1/4..... Signed as Reserve/Future  3/19..... Waived  <b>HIKUTINI, Cole - TE</b>  1/4..... Signed as Reserve/Future  3/19..... Waived  <b>HILL, Trysten - DT</b>  7/22..... Placed on Active/PUP  8/31..... Reserve/PUP  <b>HINES, Anthony - LB</b>  5/14..... Signed  8/17..... Waived/Injured  <b>HOOKER, Malik - S</b>  7/27..... Signed  8/24..... Placed on Reserve/COVID-19  8/27..... Activated  <b>HYATT, Mitch - T</b>  7/22..... Placed on Active/PUP  7/27..... Placed on Reserve/Injured  <b>JOHNSON, Jon'Vea - WR</b>  1/4..... Signed as Reserve/Future  3/19..... Waived  <b>JONES, Braylon - C</b>  5/14..... Signed  8/31..... Waived  9/1..... Signed to practice squad  <b>JONES, Chris - P</b>  3/17..... Released  <b>JOSEPH, Kelvin - CB</b>  4/30..... Drafted in the second round  9/2..... Placed on Reserve/Injured  <b>KAZEE, Damontae - S</b>  8/25..... Placed on Reserve/COVID-19  9/2..... Activated  <b>KEARSE, Jayron - S</b>  3/30..... Signed  <b>KNIGHT, Brandon - T</b>  9/5..... Placed on Reserve/COVID-19  9/13..... Activated  <b>KNOX, Brenden - RB</b>  5/14..... Signed  8/31..... Waived  <b>LACY, Chris - WR</b>  1/4..... Signed as Reserve/Future  3/19..... Waived  <b>LAMB, CeeDee - WR</b>  8/24..... Placed on Reserve/COVID-19  9/2..... Activated  <b>LAWRENCE, DeMarcus - DE</b>  7/22..... Placed on Active/PUP  8/3..... Passed physical  <b>LEWIS, Jourdan - CB</b>  3/18..... Re-signed  <b>MARTIN, Zack - G</b>  9/5..... Placed on Reserve/COVID-19  9/13..... Activated  <b>LYNN, Artayvious - TE</b>  5/14..... Signed  8/31..... Waived  <b>McKEON, Sean - TE</b>  9/2..... Placed on Reserve/Injured  <b>McQUAIDE, Jake - LS</b>  3/22..... Signed  8/31..... Released  9/2..... Signed  <b>MITCHELL, Osirus - WR</b>  5/14..... Signed  8/31..... Waived  9/1..... Signed to practice squad  <b>MUKUAMU, Israel - S</b>  5/1..... Drafted  8/24..... Placed on Reserve/COVID-19  8/25..... Activated  <b>NEAL, Keanu - S</b>  4/14..... Signed</p>	<p><b>NISWANDER, Hunter - P</b>  8/19..... Waived/Injured  <b>NOLAN, Mike - Defensive Coordinator</b>  1/8..... Fired  <b>NSEKHE, Ty - T</b>  3/22..... Signed  <b>ODIGHIZUWA, Osa - DT</b>  4/30..... Drafted in the third round  <b>OLAWALE, Jamize - FB</b>  3/10..... Released  <b>PALMORE, Walter - DT</b>  1/4..... Signed as Reserve/Future  5/5..... Waived  <b>PARKER, Aaron - WR</b>  1/4..... Signed as Reserve/Future  8/31..... Waived  <b>PARKER, Steven - S</b>  8/31..... Waived  <b>PARSONS, Micah - LB</b>  4/29..... Drafted in the first round  <b>PRESCOTT, Dak - QB</b>  3/10..... Re-Signed  <b>QUINN, Dan -</b>  1/12..... Named defensive coordinator  <b>RALSTON, Nick - FB</b>  5/14..... Signed  8/31..... Waived  9/1..... Signed to practice squad  <b>REDMOND, Adam - C</b>  1/4..... Signed as Reserve/Future  5/5..... Released  <b>ROBINSON, Rashard - CB</b>  7/17..... Released  <b>RUSH, Cooper - QB</b>  1/4..... Signed as Reserve/Future  <b>SMITH, Brandon - WR</b>  5/14..... Signed  8/31..... Waived  9/1..... Signed to practice squad  <b>SMITH, Cedric</b>  2/11..... Named asst. strength and condition.  <b>SMITH, Eric - T</b>  1/4..... Signed as Reserve/Future  8/31..... Released  <b>SMITH, Saivion - CB</b>  1/4..... Signed as Reserve/Future  5/5..... Waived  <b>SPRINKLE, Jeremy - TE</b>  4/7..... Signed  8/31..... Released  9/9..... Standard elevation  <b>SPEAKS, Breeland - DE</b>  9/1..... Signed to practice squad  <b>SWEET, William - T</b>  1/4..... Signed as Reserve/Future  5/18..... Waived  <b>THOMPSON, Darian - S</b>  8/31..... Released  9/1..... Signed to practice squad  9/9..... Standard elevation  9/13..... Placed on Practice Squad/Injured  <b>TOMSULA, Jim - DL Coach</b>  1/8..... Fired  <b>TURNER, Malik - WR</b>  3/19..... Re-signed  9/2..... Placed on Reserve/Injured  <b>URBAN, Brent - DT</b>  3/22..... Signed  <b>VASHER, T.J. - WR</b>  5/14..... Signed  7/22..... Placed on Active/NFI  8/31..... Reserve/NFI  <b>WATKINS, Carlos - DE</b>  3/22..... Signed  8/24..... Placed on Reserve/COVID-19  9/2..... Activated  <b>WHITT Jr., Joe</b>  1/21..... Named secondary/def. pass coord.  <b>WILLIAMS, Connor - G</b>  8/25..... Placed on Reserve/COVID-19  9/5..... Activated  <b>WOODS, Antwaun - DT</b>  5/5..... Released  <b>WRIGHT, Nahshon - CB</b>  4/30..... Drafted in the third round  <b>ZUERLEIN, Greg - K</b>  7/22..... Placed on Active/PUP  8/25..... Passed physical</p>
---	--	---



**NON-MEDIA GUIDE BIOS**



## 2021 NON-MEDIA GUIDE BIOS

**COREY CLEMENT** (CLEM-ent)  
**32 • Running Back**  
5-10 • 220 • 11/2/94  
Wisconsin • FA-21  
NFL: 5th Year • Cowboys: 1st year  
Games/Starts: 2020-15/0-Phi; Career-46/0  
Postseason: 2020-0/0; Career-3/0

**PRO:** The Dallas Cowboys signed fifth-year running back Corey Clement prior to Week 1 to fill an important special teams void and provide depth to the running back room after Rico Dowdle (hip) landed on Reserve/Injured. Clement, who spent his first four seasons in Philadelphia, arrives in Dallas after spending 2021 training camp with the N.Y. Giants. Clement played in 46 regular season games for the Eagles, contributing mostly on special teams. His 742 special teams snaps were near the top of the team, and he has experience returning punts and kicks in Philadelphia. Clement was an undrafted free agent in 2017 and had an outstanding performance in Philadelphia's Super Bowl LII win against New England, catching four passes for 100 yards and a touchdown. Going into 2021, Clement will serve as a much-needed role player in the Cowboys backfield.

### TRANSACTION SUMMARY:

- 9/2/21:** Signed with Dallas as a free agent.
- 5/16/21:** Signed with the N.Y. Giants as a free agent and waived (8/31).
- 4/29/20:** Signed a one-year contract with Philadelphia.
- 10/11/19:** Placed on Reserve/Injured with a shoulder injury.
- 12/11/18:** Placed on Reserve/Injured with a knee injury.
- 5/11/17:** Signed with Philadelphia as a rookie free agent.

### 2020 (Philadelphia):

- Played in 15 games for the Eagles, mainly on special teams, earning 21 carries for 75 yards and five receptions for 25 yards on offense.
- Scored his only rushing touchdown of the season on a five-yard scamper at the N.Y. Giants (11/15).
- Finished with season-highs of five carries and 24 yards against Dallas (11/1).

### 2019 (Philadelphia):

- Played the season's first four games before a shoulder injury on Oct. 11 landed him on the Reserve/Injured list for the rest of the season.
- Did not tally a carry nor reception in his four appearances.

### 2018 (Philadelphia):

- In 11 games, finished with career-best totals of 22 receptions for 192 yards and ran for 259 yards and two touchdowns on 68 carries.
- Started to showcase his special teams ability in the NFL, leading the Eagles in total kickoff return yards (333) and return average (25.6 yards).
- Caught a career-high five passes for 55 yards and scored a 15-yard rushing touchdown at Tampa Bay (9/16).
- Posted career-high totals of 16 carries for 56 yards against Indianapolis (9/23).
- Suffered a knee injury at Dallas (12/9) and was placed on Reserve/Injured for the remainder of the season.

### 2017 (Philadelphia):

- As a rookie, played in 16 regular season games, and three postseason contests, in his most productive NFL season.
- Finished the season with 74 carries, 321 yards and four touchdowns to go along with 10 receptions and two receiving touchdowns.
- Showcased a career performance during the Eagles Super Bowl LII win over New England. He posted a career-high 100 receiving yards, including a 22-yard touchdown catch, to become the fourth rookie in NFL history with 100-plus receiving yards in the Super Bowl.
- Fielded the snap on one of the most memorable trick plays in Super Bowl history, the "Philly Special," when Nick Foles caught a touchdown pass from wide receiver Trey Burton in the fourth quarter of Super Bowl LII.
- His six touchdowns in the regular season tied for the fourth-most by an Eagles rookie running back.
- Tallied a career-best three touchdowns – two rushing, one receiving – in the 51-23 win against Denver (11/5).

### COLLEGE:

- A four-year letterwinner who was a member of the all-time winningest senior class in Wisconsin history (team went 41-13 from 2013-16).
- In 43 career appearances, with 15 starts, ran for 3,092 yards and 36 touchdowns on 575 carries, while adding 29 catches for 279 yards and two touchdowns.
- As a senior, earned first-team All-Big Ten honors after posting career-highs in carries (314), rushing yards (1,375) and touchdowns (15) in 13 games. Finished his senior season with eight 100-yard rushing games.
- Played in just four games as a junior after suffering a mid-season injury. Logged 48 carries for 221 yards and five touchdowns in 2015, including a season-best 115 rushing yards and three touchdowns on 11 carries against Rutgers.
- In 2014 as a sophomore, carried the ball 147 times for 949 yards (6.5 avg) and nine touchdowns. Combined with Melvin Gordon to set the single-season FBS record for rushing yards by teammates (3,536).
- Played in 12 games as a freshman, rushing for 547 yards on 67 carries (8.2 avg) with seven touchdowns.

**PERSONAL:**

- Rated a four-star recruit out of Glassboro, N.J., High School, where he finished his career with 6,245 rushing yards, 34 rushing scores and 90 total touchdowns.
- As a two-way player his senior year, earned first-team all-state honors after rushing for 2,323 yards and 33 touchdowns while also collecting 47 tackles and 8.0 sacks.
- Set the New Jersey state single-game record with 479 rushing yards against Gloucester City.
- Graduated in 2017 with his bachelor's degree in life sciences communication from Wisconsin.

**CLEMENT'S NFL TOTALS**

Year Team	GP-GS	RUSHING					RECEIVING				
		No	Yds	Avg	Long	TD	No	Yds	Avg	Long	TD
2017 Philadelphia .....	16-0	74	321	4.3	28	4	10	123	12.3	28	2
2018 Philadelphia .....	11-0	68	259	3.8	32	2	22	192	8.7	23	0
2019 Philadelphia .....	4-0	0	0	0.0	0	0	0	0	0.0	0	0
2020 Philadelphia .....	15-0	21	75	3.6	7	1	5	25	5.0	12	0
<b>Totals .....</b>	<b>46-0</b>	<b>163</b>	<b>655</b>	<b>4.0</b>	<b>32</b>	<b>7</b>	<b>37</b>	<b>340</b>	<b>9.2</b>	<b>28</b>	<b>2</b>
<b>Playoffs</b>											
2017 Philadelphia .....	3-0	6	33	5.5	14	0	10	139	13.9	55	1
Year Team		KICKOFF RETURNS					PUNT RETURNS				
		No	Yds	Avg	Long	TD	No	Yds	Avg	FC	Long
2017 Philadelphia .....		2	49	24.5	35	0	0	0	0.0	0	0
2018 Philadelphia .....		13	333	25.6	48	0	6	17	2.8	2	10
2019 Philadelphia .....		3	73	24.3	26	0	1	0	0.0	0	0
2020 Philadelphia .....		1	22	22.0	22	0	2	0	0.0	0	0
<b>Totals .....</b>		<b>19</b>	<b>477</b>	<b>25.1</b>	<b>48</b>	<b>0</b>	<b>0</b>	<b>17</b>	<b>2.4</b>	<b>2</b>	<b>10</b>

**ADDITIONAL STATISTICS**

**Special Teams Tackles** – 2017 (4-2-6) 2018 (2-1-3), 2019 (1-0-1), 2020 (4-1-5). **Totals: (11-4-15).**

**SINGLE-GAME HIGHS**

**Carries** – 16 vs. Indianapolis, 9/23/18  
**Rushing Yards** – 56 vs. Indianapolis, 9/23/18  
**Long Run** – 32 vs. N.Y. Giants, 11/25/18  
**Receptions** – 5 at Tampa Bay, 9/16/18  
**Receiving Yards** – 55 at Tampa Bay, 9/16/18  
**Kickoff Returns** – 4 at New Orleans, 11/18/18  
**Kickoff Return Yards** – 114 at New Orleans, 11/18/18  
**Long Kickoff Return** – 48 at New Orleans, 11/18/18

**WILL GRIER****3 • Quarterback**

6-1 • 220 • 4/3/95  
 West Virginia • W(Car)-21  
 NFL: 3rd year • Cowboys: 1st year  
 Games/Starts: 2020-0/0; Career-2/2  
 Postseason: 2020-0/0; Career-0/0



**PRO:** The Dallas Cowboys added more competition for the backup quarterback spot when they claimed Will Grier off waivers following training camp. Grier, a former Heisman Trophy Finalist at West Virginia, comes to Dallas after spending his first two NFL seasons with the Carolina Panthers. Grier started two games in his rookie season before not seeing any action in 2020. As a former college standout who spent the 2015 season at Florida with current Cowboys Quarterbacks Coach Doug Nussmeier, Grier looks to compete for the lead backup to Prescott.

**TRANSACTION SUMMARY:**

**9/1/21:** Claimed off waivers by Dallas.

**8/31/21:** Waived by Carolina.

**5/9/19:** Drafted in the third round (100th overall) by Carolina.

**2020 (Carolina):**

- Did not appear in any games and was inactive for nine of the final eleven contests.

**2019 (Carolina):**

- Played and started in the final two games, completing 28-of-52 passes for 228 yards and four interceptions.
- Made his NFL debut at Indianapolis, completing 27-of-44 passes for 224 yards and three interceptions.

**COLLEGE:**

- Three-year starter at West Virginia where he was a Heisman Trophy Finalist and fourth-team All-American in 2018.
- As a senior, led the NCAA in passing yards-per-game (305.6) and ranked fifth in the nation in career pass efficiency (165.1). He also ranked second in the country in touchdown passes (37) and third in passing yards (3,864), along with a career-best 67.0% completion rate.
- Named Maxwell Award Finalist, Johnny Unitas Golden Arm Award Top 5 Finalist and Manning Award Finalist for his efforts in 2018.
- In 2017 started the first eleven games before a hand injury ended his season. Despite the injury, finished with All-Big 12 second-team honors after throwing for 3,490 yards and 34 touchdowns.
- Sat out the 2016 season due to NCAA transfer requirements.
- Played in six games as a true freshman at Florida under the watch of then Gators Offensive Coordinator Doug Nussmeier. In his six appearances during 2015, completed 65.9% of his passes for 1,204 yards, 10 touchdowns and just three interceptions.

Will Grier, cont.

#### PERSONAL:

- Played quarterback under his father, Chad Grier, at Davidson Day School in Davidson, N.C., Day School.
- Threw for 4,989 yards as a senior and led the nation with 77 touchdowns, along with 1,251 rushing yards and 13 scores on the ground.
- Named the 2013 Parade National Player of the Year, Maxwell Player of the Year and Tom Lemming Offensive Player of the Year.
- Named Mr. Football USA as the nation's top high school player and was a first-team All-American, according to both MaxPreps and 247 Sports.
- Named the Gatorade North Carolina Player of the Year as a junior and senior.
- Earned an invite to the 2014 U.S. Army All-American Bowl, where his 51-yard pass resulted in the longest play of the game.
- Graduated with his bachelor's degree in multidisciplinary studies from West Virginia.

#### GRIER'S NFL TOTALS

Year Team	GP-GS	PASSING										
		Att	Cmp	Pct	Yds	Yds/Att	TD	TD%	Int	Int%	Long	Sacks
2019 Carolina.....	2-2	52	28	53.8	228	4.4	0	0.0	4	7.7	28	6/44
2020 Carolina.....	0-0	0	0	0	0	0	0	0.0	0	0.0	0	0/0
<b>Totals .....</b>	<b>2-2</b>	<b>52</b>	<b>28</b>	<b>53.8</b>	<b>228</b>	<b>4.4</b>	<b>0</b>	<b>0.0</b>	<b>4</b>	<b>7.7</b>	<b>28</b>	<b>6/44</b>
Year Team		RUSHING										
		No	Yds	Avg	Long	TD						
2019 Carolina.....		7	22	3.1	11	0						
2020 Carolina.....		0	0	0.0	0	0						
<b>Totals .....</b>		<b>7</b>	<b>22</b>	<b>3.1</b>	<b>11</b>	<b>0</b>						

## MALIK HOOKER

28 • Safety

6-1 • 214 • 4/2/96  
Ohio State • FA-21  
NFL: 5th year • Cowboys: 1st year  
Games/Starts: 2020-2/2-Ind; Career-36/35  
Postseason: 2020-0/0; Career-1/1



**PRO:** The Dallas Cowboys improved their secondary when they signed Malik Hooker the first week of training camp. Hooker, the former 15th overall pick from the 2017 NFL Draft, arrives in Dallas after spending the first four years of his career with the Indianapolis Colts. The fifth-year safety has displayed his ability to perform at a high level and could be the player Dallas has coveted from the safety position. His four seasons have not come without struggle, as he missed 14 games in 2020 with a torn Achilles and more than half of his rookie season with a torn ACL and MCL. Despite being sidelined two times, Hooker has 35 starts in 36 games played and has picked off seven passes, recovered a pair of fumbles, made 123 tackles and broke up 11 passes.

#### TRANSACTION SUMMARY:

**7/27/21:** Signed a one-year contract with Dallas through 2021.

**9/22/20:** Placed on Reserve/Injured with an Achilles injury.

**10/24/17:** Placed on Reserve/Injured with a knee injury.

**4/27/17:** Drafted in the first round (15th overall) by Indianapolis.

#### 2020 (Indianapolis):

- Was limited to starts in just two games played before tearing his Achilles in the game against Minnesota (9/20) and missing the remainder of the season.
- Opened the year at Jacksonville with five tackles, then added two against the Vikings before the injury.

#### 2019 (Indianapolis):

- Started 13-of-13 games played, missing three with a knee injury and finished the year with 51 tackles, one for a loss, two interceptions, three breakups and a fumble recovery.
- Had five tackles and an interception in the opener at the LA Chargers (9/8).
- Missed three games (Games 4-6) with a knee injury, but returned to log consecutive five-tackle games against Denver (10/27) and at Pittsburgh (11/3), adding his first career tackle for loss in the Steelers game.
- Recovered a fumble against Tennessee (12/1) and had a season-best 10 stops along with his second interception of the season at Tampa Bay (12/8).

#### 2018 (Indianapolis):

- After rehabbing a knee injury suffered as a rookie, returned to start all 14 games he played, missing two with a hip injury.
- Tallied 44 tackles, two interceptions, four breakups and a fumble recovery on the year.
- Notched a career-best 12 tackles at New England (10/4), then picked off his first pass of the season the next game at the N.Y. Jets (10/14).
- After missing the game at Oakland (10/28) with a hip injury, recovered his first career fumble in the game against Jacksonville (11/11) before missing the Tennessee (11/18) game with the hip.
- Added his second interception of the year against the N.Y. Giants (12/23).

#### 2017 (Indianapolis):

- After being selected 15th overall in the NFL Draft, started six of the seven games he played before landing on Reserve/Injured with a knee injury.
- Posted 21 tackles, four breakups and three interceptions.
- Made his NFL debut at the LA Rams (9/10) and had three tackles with one stop on special teams.
- Picked off a pass in three consecutive games - against Arizona (9/17), Cleveland (9/24) and at Seattle (10/1).
- Logged a season-high five tackles against San Francisco (10/8), then played in the next two games, suffering a knee injury against Jacksonville (10/22).

Malik Hooker, cont.

### COLLEGE:

- Started 13 of the 26 games he played as a safety at Ohio State, helping lead the Buckeyes to a 2015 Fiesta Bowl win and an appearance in the 2016 College Football Playoff.
- Ended his collegiate career with 84 tackles, 5.5 for loss, a half sack, seven interceptions - three returned for touchdowns - and 11 breakups.
- Led the nation with three interceptions returned for touchdowns as a sophomore in 2016, ranked second with 181 interception return yards and third with seven interceptions. Named first-team All-America and was a Thorpe Award semifinalist, starting all 13 games, adding 74 tackles, 5.5 for loss and half a sack.
- Played in all 13 games, including the Fiesta Bowl in 2015 as a redshirt freshman.
- Redshirted as a true freshman in 2014.

### PERSONAL:

- Played two seasons of football as a wide receiver and cornerback at New Castle, Pa., High School, helping his squad to the state playoffs as a senior in 2013.
- Was a Division I basketball recruit after winning consecutive league championships as a sophomore and junior.

### HOOKEER'S NFL TOTALS

		DEFENSE								INTERCEPTIONS					FUMBLES REC					
Year	Team	GP-GS	ST	AT	TT	Sks- Yds	Tkl/ Ls	QB Prs	PBU	FF	No	Yds	Avg	Lg	TD	No	Yds	Avg	Lg	TD
2017	Indianapolis	7-6	15	6–	21	0.0(0)	0(0)	0	4	0	3	73	24.3	32	0	0	0	0.0	0	0
2018	Indianapolis	14-14	30	14–	44	0.0(0)	0(0)	0	4	0	2	34	17.0	27	0	1	0	0.0	0	0
2019	Indianapolis	13-13	30	21–	51	0.0(0)	1(–3)	0	3	0	2	39	19.5	26	0	1	3	3.0	3	0
2020	Indianapolis	2-2	5	2–	7	0.0(0)	0(0)	0	0	0	0	0	0.0	0	0	0	0	0.0	0	0
Totals		36-35	80	43–	123	0.0(0)	1(–3)	0	11	0	7	146	20.9	32	0	2	3	1.5	3	0
Playoffs																				
2018	Indianapolis	1-1	1	1–	2	0.0(0)	0(0)	0	0	0	0	0	0.0	0	0	0	0	0.0	0	0

**ADDITIONAL STATISTICS**  
Special Teams Tackles – 2017 (1-0-1).

**SINGLE-GAME HIGHS**  
Total Tackles – 12 at New England, 10/4/18

### HOOKEER'S CAREER GAME-BY-GAME DEFENSE

#### 2017 (Indianapolis)

Game	ST	AT	TT	INTs					
				Tkl/Ls	PBU	No/Yds	Lg	TD	
L-@ LAR 9/10....	2	1-	3						
L-Ari 9/17.....	1	1-	2		1	1/32	32	0	
W-Cle 9/24.....	2	1-	3		1	1/12	12	0	
L-@ Sea 10/1....	1	2-	3		1	1/29	29	0	
W-SF 10/8.....	4	1-	5						
L-@ Ten 10/16...	3	0-	3		1				
L-Jac 10/22.....	2	0-	2						
L-@ Cin 10/29...				RESERVE/INJURED-Knee					
W-@ Hou 11/5...				RESERVE/INJURED-Knee					
L-Pit 11/12.....				RESERVE/INJURED-Knee					
L-Ten 11/26.....				RESERVE/INJURED-Knee					
L-@ Jac 12/3.....				RESERVE/INJURED-Knee					
L-@ Buf 12/10...				RESERVE/INJURED-Knee					
L-Den 12/14.....				RESERVE/INJURED-Knee					
L-@ Bal 12/23...				RESERVE/INJURED-Knee					
W-Hou 12/31....				RESERVE/INJURED-Knee					
<b>Totals .....</b>	<b>15</b>	<b>6-</b>	<b>21</b>		<b>4</b>	<b>3/73</b>	<b>32</b>	<b>0</b>	

#### 2018 (Indianapolis)

Game	ST	AT	TT	INTs					
				Tkl/Ls	PBU	No/Yds	Lg	TD	
L-Cin 9/9.....	4	0-	4						
W-@ Was 9/16..	1	0-	1						
L-@ Phi 9/23....	6	0-	6		1				
L-Hou 9/30.....	2	0-	2						
L-@ NE 10/4.....	4	8-	12						
L-@ NYJ 10/14...	1	0-	1		1	1/27	27	0	
W-Buf 10/21.....	0	1-	1						
W-@ Oak 10/28..				INACTIVE/INJURED-Hip					
W-Jac 11/11.....	4	0-	4						
W-Ten 11/18.....				INACTIVE/INJURED-Hip					
W-Mia 11/25.....	1	1-	2						
L-@ Jac 12/2....									
W-@ Hou 12/9...	1	0-	1						
W-Dal 12/16.....	0	1-	1						
W-NYG 12/23....	4	2-	6		1	1/7	7	0	
W-@ Ten 12/30..	2	1-	3		1				
<b>Totals .....</b>	<b>30</b>	<b>14-</b>	<b>44</b>		<b>4</b>	<b>2/34</b>	<b>27</b>	<b>0</b>	

#### Playoffs

W- @ Hou 1/5/19	1	1-	2						
L- @ KC 1/12/19				INACTIVE/INJURED-Hip					
<b>Totals .....</b>	<b>1</b>	<b>1-</b>	<b>2</b>						

#### 2019 (Indianapolis)

Game	ST	AT	TT	INTs					
				Tkl/Ls	PBU	No/Yds	Lg	TD	
L-@ LAC 9/8.....	4	1-	5		1	1/26	26	0	
W-@ Ten 9/15....	3	0-	3						
W-Atl 9/22.....	1	1-	2						
L-Oak 9/29.....				INACTIVE/INJURED-Knee					
W-@ KC 10/6....				INACTIVE/INJURED-Knee					
W-Hou 10/20....				INACTIVE/INJURED-Knee					
W-Den 10/27.....	3	2-	5						
L-@ Pit 11/3.....	3	2-	5	1(-3)					
L-Mia 11/10.....	1	2-	3						
W-Jac 11/17.....	0	3-	3		1				
L-@ Hou 11/21..	2	5-	7						
L-Ten 12/1.....	1	3-	4						
L-@ TB 12/8.....	9	1-	10		1	1/13	13	0	
L-@ NO 12/16...	1	1-	2						
W-Car 12/22....	2	0-	2						
L-@ Jac 12/29...									
<b>Totals .....</b>	<b>30</b>	<b>21-</b>	<b>51</b>	<b>1(-3)</b>	<b>3</b>	<b>2/39</b>	<b>13</b>	<b>0</b>	

#### 2020 (Indianapolis)

Game	ST	AT	TT	INTs					
				Tkl/Ls	PBU	No/Yds	Lg	TD	
L-@ Jac 9/13....	3	2-	5						
W-Min 9/20.....	2	0-	2						
W-NYJ 9/27.....				RESERVE/INJURED-Achilles					
W-@ Chi 10/4....				RESERVE/INJURED-Achilles					
L-@ Cle 10/11...				RESERVE/INJURED-Achilles					
W-Cin 10/18.....				RESERVE/INJURED-Achilles					
W-@ Det 11/1....				RESERVE/INJURED-Achilles					
L-Bal 11/8.....				RESERVE/INJURED-Achilles					
W-@ Ten 11/12..				RESERVE/INJURED-Achilles					
W-GB 11/22.....				RESERVE/INJURED-Achilles					
L-Ten 11/29.....				RESERVE/INJURED-Achilles					
W-@ Hou 12/6...				RESERVE/INJURED-Achilles					
W-@ LV 12/13...				RESERVE/INJURED-Achilles					
W-Hou 12/20....				RESERVE/INJURED-Achilles					
L-@ Pit 12/27...				RESERVE/INJURED-Achilles					
W-Jac 1/3/21....				RESERVE/INJURED-Achilles					
<b>Totals .....</b>	<b>5</b>	<b>2-</b>	<b>7</b>						

#### Playoffs

L-@ Buf 1/9/21..				RESERVE/INJURED-Achilles					
------------------	--	--	--	--------------------------	--	--	--	--	--