



2023 MIAMI DOLPHINS NUMERICAL ROSTER

*as of Sept. 4, 2023

NO.	NAME	POS.	HT.	WT.	BIRTHDATE	EXP.	COLLEGE	HOMETOWN	HOW ACQ.
0	Braxton Berrios	WR	5-9	185	10/6/95	6	Miami (FL) '18	Raleigh, N.C.	FA, '23
1	Tua Tagovailoa	QB	6-1	227	3/2/98	4	Alabama '20	Ewa Beach, Hawaii	D1a, '20
2	Bradley Chubb	LB	6-4	268	6/24/96	6	NC State '18	Marietta, Ga.	T, '22 (Den.)
4	Kader Kohou	CB	5-10	193	11/28/98	2	TAMU-Commerce '22	Abidjan, Ivory Coast	FA, '22
7	Jason Sanders	K	5-11	195	11/16/95	6	New Mexico '18	Orange, Calif.	D7b, '18
8	Jevon Holland	S	6-1	210	3/3/00	3	Oregon '21	Goquiam, Canada	D2a, '21
10	Tyreek Hill	WR	5-10	191	3/1/94	8	West Alabama '16	Douglas, Ga.	T, '22 (KC)
11	Cedrick Wilson Jr.	WR	6-2	197	11/20/95	6	Boise State '18	Memphis, Tenn.	UFA, '22 (Dal.)
14	Mike White	QB	6-5	216	3/25/95	5	Western Kentucky '18	Pembroke Pines, Fla.	UFA, '23 (NYJ)
15	Jaelan Phillips	LB	6-5	263	5/28/99	3	Miami (FL) '21	Redlands, Calif.	D1b, '21
16	Jake Bailey	P	6-2	214	6/18/97	5	Stanford '19	Solana Beach, Calif.	FA, '23
17	Jaylen Waddle	WR	5-10	185	11/25/98	3	Alabama '21	Houston, Texas	D1a, '21
18	Erik Ezukanma	WR	6-2	206	1/25/00	2	Texas Tech '22	Fort Worth, Texas	D4, '22
19	Skylar Thompson	QB	6-2	219	6/4/97	2	Kansas State '22	Independence, Mo.	D7b, '22
20	Justin Bethel	CB	6-0	195	6/17/90	12	Presbyterian '12	Blythehood, S.C.	FA, '22
21	DeShon Elliott	S	6-1	210	4/21/97	6	Texas '18	Rockwall, Texas	UFA, '23 (Det.)
22	Elijah Campbell	DB	5-11	200	8/24/95	4	Northern Iowa '18	St. Paul, Minn.	Wai, '21 (NYJ)
24	Cam Smith	CB	6-1	180	12/21/00	R	South Carolina '23	Blythehood, S.C.	D2, '23
25	Xavien Howard	CB	6-1	203	7/4/93	8	Baylor '16	Houston, Texas	D2, '16
26	Salvon Ahmed	RB	5-11	197	12/29/98	4	Washington '20	Kirkland, Wash.	Wai, '20 (SF)
28	De'Von Achane	RB	5-9	188	10/13/01	R	Texas A&M '23	Missouri City, Texas	D3, '23
29	Brandon Jones	LB	6-1	190	4/2/98	4	Texas '20	Nacogdoches, Texas	D3, '20
30	Alec Ingold	FB	6-1	232	7/19/96	5	Wisconsin '19	Greenville, S.C.	FA, '22
31	Raheem Mostert	R	5-10	205	4/9/92	9	Purdue '15	New Smyrna Beach, Fla.	UFA, '22 (SF)
32	Verone McKinley III	S	5-10	190	6/29/99	2	Oregon '22	Carrollton, Texas	FA, '22
33	Eli Apple	CB	6-1	203	8/9/95	8	Ohio State '16	Voorhees, N.J.	FA, '23
33	Chris Brooks	RB	6-1	223	1/11/00	R	BYU '23	Oceanside, Calif.	FA, '23
35	Kelvin Joseph	CB	6-1	192	11/11/99	3	Kentucky '21	Baton Rouge, La.	T, '23 (Dal.)
41	Channing Tindall	LB	6-2	236	3/28/00	2	Georgia '22	Columbia, S.C.	D3, '22
43	Andrew Van Ginkel	LB	6-4	242	7/11/95	5	Wisconsin '19	Rock Valley, Iowa	D5, '19
44	Blake Ferguson	LS	6-3	240	4/21/97	7	LSU '20	Smyrna, Ga.	D6, '20
45	Duke Riley	LB	6-1	227	8/9/94	7	LSU '17	Buras, La.	UFA, '21 (Phi.)
48	Tyler Kroft	TE	6-6	252	10/15/92	9	Rutgers '15	Downingtown, Pa.	FA, '23
49	Parry Nickerson	CB	5-10	179	10/11/94	5	Tulane '18	Algiers, La.	UFA, '23 (Ten.)
51	David Long Jr.	LB	5-11	227	10/12/96	5	West Virginia '19	Cincinnati, Ohio	D3, '18
55	Jerome Baker	LB	6-2	225	12/25/96	6	Ohio State '18	Cleveland, Ohio	D3, '18
59	Connor Williams	OL	6-5	312	5/12/97	6	Texas '18	Coppell, Texas	UFA, '22 (Dal.)
64	Lester Cotton	OL	6-3	283	2/19/95	4	LSU '19	Tuscaloosa, Ala.	D4a, '18
68	Robert Hunt	OL	6-6	330	8/25/96	4	Louisiana-Lafayette '20	Burkeville, Texas	D2a, '20
70	Kendall Lamm	T	6-5	308	6/5/92	8	Appalachian St. '15	Charlotte, N.C.	FA, '22
71	John Smith	T	6-5	306	10/7/98	1	Fayetteville St. '21	Lumberton, N.C.	FA, '21
72	Terron Armstead	T	6-5	305	7/23/91	11	Arkansas Pine-Bluff '11	Cahokia, Ill.	UFA, '22 (NO)
73	Austin Jackson	OL	6-5	320	8/11/99	4	USC '20	Phoenix, Ariz.	D1b, '20
74	Liam Eichenberg	OL	6-6	306	1/19/98	3	Notre Dame '21	Cleveland, Ohio	D2b, '21
81	Iaiah Wynn	T	6-2	310	1/29/95	6	Georgia '18	St. Petersburg, Fla.	FA, '23
81	Durham Smythe	TE	6-6	246	8/9/95	6	Notre Dame '18	Belton, Texas	D4a, '18
85	River Cracraft	WR	6-0	198	11/1/94	5	Washington St. '17	Rancho Santa Margarita, Calif.	FA, '22
89	Julian Hill	TE	6-4	251	7/9/00	R	Campbell '23	Fayetteville, N.C.	FA, '23
91	Emmanuel Ogbah	DE	6-4	275	11/6/93	8	Oklahoma State '18	Houston, Texas	UFA, '20 (KC)
92	Zach Sieler	DT	6-6	300	9/7/95	6	Ferris State '18	Pinkney, Mich.	Wai, '19 (Bal.)
94	Christian Wilkins	DT	6-4	310	12/20/95	5	Clemson '19	Springfield, Mass.	DT, '19
96	Brandon Pili	DT	6-3	319	4/2/99	R	USC '23	Anchorage, Alaska	FA, '23
98	Raekwon Davis	DT	6-7	325	6/10/97	4	Alabama '20	Meridian, Miss.	D2b, '20
PRACTICE SQUAD									
3	Robbie Chosen	WR	6-3	185	5/9/93	8	Temple '16	Fort Lauderdale, Fla.	FA, '23
37	Darrynton Evans	RB	5-10	203	7/9/98	4	Appalachian State '20	Oak Hill, Fla.	FA, '23
38	Ethan Bonner	CB	6-1	186	10/23/99	R	Stanford '23	The Woodlands, Texas	FA, '23
42	Joshua Kallu	S	6-0	203	8/28/95	6	Nebraska '18	Houston, Texas	FA, '23
50	Michael Von Steiner	OL	6-3	251	4/19/95	4	Michigan '19	Jefferson Hills, Pa.	FA, '23
53	Cameron Goode	LB	6-3	245	4/15/98	1	California '22	Spring, Texas	D7a, '22
59	Alexander Johnson	LB	6-2	255	12/24/91	6	Tennessee '18	Gainesville, Ga.	FA, '23
62	Alama Uluaev	OL	6-2	308	6/23/99	R	San Diego State '23	Laie, Hawaii	FA, '23
63	Chasen Hines	OL	6-3	320	4/3/00	2	LSU '22	Marshall, Texas	FA, '23
79	James Tunstall	T	6-7	310	10/29/99	R	Cincinnati '23	Indian Head, Md.	FA, '23
80	Tanner Conner	TE	6-3	232	3/20/98	2	Idaho State '22	Kent, Wash.	FA, '22
83	Raleigh Webb	WR	6-2	212	12/28/97	2	The Citadel '22	Akron, Ga.	FA, '23
86	Braylon Sanders	WR	6-1	190	1/21/99	1	Mississippi '22	Hogansville, Ga.	FA, '23
88	Nick Bowers	TE	6-4	260	5/26/96	2	Penn State '20	Kittanning, Pa.	FA, '23
93	Da'Shawn Hand	DT	6-3	297	11/14/95	6	Alabama '18	Woodbridge, Va.	FA, '23
97	Rashard Lawrence	DT	6-2	308	8/27/98	4	LSU '20	Monroe, La.	FA, '23
RESERVE/PHYSICALLY UNABLE TO PERFORM									
40	Nik Needham	CB	6-1	196	11/4/96	5	UTEP '19	Buena Park, Calif.	FA, '19
RESERVE/INJURED									
5	Jalen Ramsey	CB	6-1	208	10/24/94	8	Florida State '16	Smyrna, Tenn.	T, '23 (LAR)
23	Jeff Wilson Jr.	RB	6-0	210	11/16/95	6	North Texas '18	Elkhart, Texas	T, '22 (SF)
27	Keion Crossen	DB	5-10	190	4/17/96	6	Western Carolina '18	Garysburg, N.C.	UFA, '22 (NYG)
57	Zeke Vandenburgh	LB	6-4	232	1/18/99	R	Illinois State '23	Freeport, Ill.	FA, '23
57	Robert Jones	OL	6-3	325	1/28/99	3	Michigan Tennessee St. '21	Chicago, Ill.	FA, '23
82	Eric Saubert	TE	6-5	248	5/9/94	7	Drake '17	Hoffman Estates, Ill.	UFA, '23 (Den.)



2023 MIAMI DOLPHINS ALPHABETICAL ROSTER

*as of Sept. 4, 2023

NO.	NAME	POS.	HT.	WT.	BIRTHDATE	EXP.	COLLEGE	HOMETOWN	HOW ACCO.
26	Achane, De'Von	RB	5-9	188	10/13/01	R	Texas A&M '23	Missouri City, Texas	D3, '23
28	Ahmed, Salvon	RB	5-11	197	12/29/98	4	Washington '20	Kirkland, Wash.	WaI., '20 (SF)
33	Apple, Eli	CB	6-1	203	8/9/95	8	Ohio State '16	Voorhees, N.J.	FA, '23
72	Armstead, Terron	T	6-5	305	7/23/91	11	Arkansas Pine-Bluff '13	Cahokia, Ill.	UFA, '22 (NO)
16	Bailey, Jake	P	6-2	214	6/18/97	5	Stanford '19	Solana Beach, Calif.	FA, '23
55	Baker, Jerome	LB	6-2	225	12/25/96	6	Ohio State '18	Cleveland, Ohio	D3, '18
0	Berrios, Braxton	WR	5-9	185	10/6/95	6	Miami (FL) '18	Raleigh, N.C.	FA, '23
20	Bethel, Justin	CB	6-0	195	6/17/90	12	Presbyterian '12	Blythewood, S.C.	FA, '22
33	Brooks, Chris	RB	6-1	223	1/11/00	R	BYU '23	OceanSide, Calif.	FA, '23
22	Campbell, Elijah	DB	5-11	200	8/24/95	4	Northern Iowa '18	St. Paul, Minn.	WaI., '21 (NYJ)
2	Chubb, Bradley	LB	6-4	268	6/24/96	6	NC State '18	Marietta, Ga.	T, '22 (Den.)
66	Cotton, Lester	OL	6-4	330	2/20/96	4	Alabama '19	Tuscaloosa, Ala.	FA, '22
85	Cracraft, River	WR	6-0	198	11/1/94	5	Washington St. '17	Rancho Santa Margarita, Calif.	FA, '22
98	Davis, Raekwon	DT	6-7	325	6/10/97	4	Alabama '20	Meridian, Miss.	D2b, '20
74	Eichenberg, Liam	OL	6-6	306	1/19/98	3	Notre Dame '21	Cleveland, Ohio	D2b, '21
21	Elliott, DeShor	S	6-1	210	4/21/97	6	Texas '18	Rockwall, Texas	UFA, '23 (Det.)
18	Ezukanma, Erik	WR	6-2	206	1/25/00	2	Texas Tech '22	Fort Worth, Texas	D4, '22
44	Ferguson, Blake	LS	6-3	240	4/21/97	4	LSU '20	Smryna, Ga.	D6, '20
89	Hill, Julian	TE	6-4	251	7/9/00	R	Campbell '23	Fayetteville, N.C.	FA, '23
10	Hill, Tyreek	WR	5-10	191	3/1/94	8	West Alabama '16	Douglas, Ga.	T, '22 (KC)
8	Holland, Jevon	S	6-1	210	3/3/00	3	Oregon '21	Coquitlam, Canada	D2a, '21
25	Howard, Xavier	CB	6-1	203	7/4/93	8	Baylor '16	Houston, Texas	D2, '16
68	Holt, Robert	OL	6-6	330	8/25/96	6	Louisiana Lafayette '20	Burkeville, Texas	D2b, '20
30	Ingold, Alec	FB	6-1	232	7/9/96	5	Wisconsin '19	Green Bay, Wis.	FA, '22
73	Jackson, Austin	OL	6-5	320	8/11/99	4	USC '20	Phoenix, Ariz.	D1b, '20
29	Jones, Brandon	S	6-1	190	4/2/98	4	Texas '20	Nacogdoches, Texas	D3, '20
35	Joseph, Kelvin	CB	6-1	192	11/1/99	3	Kentucky '21	Baton Rouge, La.	T, '23 (Dal.)
4	Kohou, Kader	CB	5-10	193	11/28/98	2	TAMU-Commerce '22	Abidjan, Ivory Coast	FA, '22
48	Kroft, Tyler	TE	6-6	252	10/15/92	9	Rutgers '15	Downtownton, Pa.	FA, '23
70	Lamm, Kendall	DT	6-5	308	6/5/92	8	Appalachian St. '15	Charlotte, N.C.	FA, '22
51	Long Jr., David	LB	5-11	227	10/12/96	5	West Virginia '19	Cincinnati, Ohio	UFA, '23 (Ten.)
32	McKinley III, Verone	S	5-10	190	6/29/99	2	Oregon '22	Carrollton, Texas	FA, '22
31	Mostert, Raheem	RB	5-10	205	4/9/92	9	Purdue '15	New Smyrna Beach, Fla.	UFA, '22 (SF)
49	Nickerson, Parry	CB	5-10	179	10/11/94	5	Tulane '18	Algiers, La.	FA, '23
91	Ogbah, Emmanuel	DE	6-4	275	11/6/93	8	Oklahoma State '16	Houston, Texas	UFA, '20 (KC)
15	Phillips, Jaelan	LB	6-5	263	5/28/99	3	Miami (FL) '21	Redlands, Calif.	D1b, '21
96	Pili, Brandon	DT	6-3	319	4/2/99	R	USC '23	Anchorage, Alaska	FA, '23
45	Riley, Duke	LB	6-1	227	8/9/94	6	LSU '22	Buras, La.	UFA, '21 (Phi)
7	Sanders, Jason	K	5-11	195	11/6/95	6	New Mexico '18	Orange, Calif.	D7b, '18
92	Sieler, Zach	DT	6-6	300	9/7/95	6	Ferris State '18	Pinckney, Mich.	WaI., '19 (Bal.)
24	Smith, Cam	CB	6-1	180	12/21/00	R	South Carolina '23	Blythewood, S.C.	D2, '23
71	Smith, Kion	T	6-5	306	10/7/98	1	Fayetteville St. '21	Lumberton, N.C.	FA, '21
81	Smythe, Durham	TE	6-6	246	8/9/95	6	Notre Dame '18	Belton, Texas	D4a, '18
1	Tagovailoa, Tua	QB	6-1	227	3/2/98	4	Alabama '20	Ewa Beach, Hawaii	D1a, '20
19	Thompson, Skylar	QB	6-2	219	6/4/97	2	Kansas State '22	Independence, Mo.	D7b, '22
41	Tindall, Channing	RB	6-2	236	3/28/00	2	Georgia '22	Columbia, S.C.	D3, '22
43	Van Ginkel, Andrew	LB	6-4	242	7/1/95	5	Wisconsin '19	Rock Valley, Iowa	D5, '19
17	Waddle, Jaylen	WR	5-10	185	11/25/98	3	Alabama '21	Houston, Texas	D1a, '21
14	White, Mike	QB	6-5	216	3/25/95	5	Western Kentucky '18	Pembroke Pines, Fla.	UFA, '23 (NYJ)
94	Williams, Christian	DT	6-4	310	12/20/95	5	Clemson '19	Springfield, Mass.	D1, '19
58	Williams, Connor	OL	6-5	312	5/12/97	6	Texas '18	Coppell, Texas	UFA, '22 (Dal.)
11	Wilson Jr., Cedrick	WR	6-2	197	11/20/95	6	Boise State '18	Memphis, Tenn.	UFA, '22 (Dal.)
77	Wynn, Isaiah	T	6-2	310	12/9/95	6	Georgia '18	St. Petersburg, Fla.	FA, '23
PRACTICE SQUAD									
38	Bonner, Ethan	CB	6-1	186	10/23/99	R	Stanford '23	The Woodlands, Texas	FA, '23
88	Bowers, Nick	TE	6-4	260	5/26/96	2	Penn State '20	Kittanning, Pa.	FA, '23
3	Chosen, Robbie	WR	6-3	185	5/9/93	8	Temple '16	Fort Lauderdale, Fla.	FA, '23
80	Conner, Tanner	TE	6-3	232	3/20/98	2	Idaho State '22	Kent, Wash.	FA, '22
37	Evans, Darynton	RB	5-10	203	3/29/98	4	Appalachian St. '20	Oak Hill, Fla.	UFA, '22
53	Goode, Cameron	LB	6-3	245	4/15/98	1	California '22	Spring, Texas	D7a, '22
93	Hand, Da'Shawn	DT	6-3	297	11/14/95	6	Alabama '18	Woodbridge, Va.	FA, '23
63	Hines, Chasen	OL	6-3	320	4/3/00	2	LSU '22	Marshall, Texas	FA, '23
59	Johnson, Alexander	LB	6-2	255	12/24/91	6	Tennessee '18	Gainesville, Ga.	FA, '23
42	Kalu, Joshua	S	6-0	203	8/28/95	6	Nebraska '18	Houston, Texas	FA, '23
97	Lawrence, Rashard	DT	6-2	308	8/27/98	4	LSU '20	Monroe, La.	FA, '23
86	Sanders, Braylon	WR	6-1	190	1/21/99	21	Mississippi '22	Hogansville, Ga.	FA, '22
79	Stinstall, James	T	6-7	310	10/29/99	R	Georgetown '23	Indian Hill, Md.	FA, '23
62	Uluave, Alama	OL	6-2	308	6/23/99	R	San Diego State '23	Laie, Hawaii	FA, '23
83	Webb, Raleigh	WR	6-2	212	12/28/97	2	The Citadel '22	Acworth, Ga.	FA, '23
50	Winovich, Chase	DE	6-3	251	4/19/95	5	Michigan '19	Jefferson Hills, Pa.	FA, '23
RESERVE/PHYSICALLY UNABLE TO PERFORM									
40	Needham, Nik	CB	6-1	196	11/4/96	5	UTEP '19	Buena Park, Calif.	FA, '19
RESERVE/INJURED									
27	Crossen, Keion	DB	5-10	190	4/17/96	6	Western Carolina '18	Garysburg, N.C.	UFA, '22 (NYG)
65	Jones, Robert	OL	6-4	325	1/28/99	3	Middle Tennessee St. '21	Chicago, Ill.	FA, '21
5	Ramsey, Jalen	CB	6-1	208	10/24/94	8	Florida State '16	Smryna, Tenn.	T, '23 (LAR)
82	Saubert, Eric	TE	6-5	248	5/9/94	7	Drake '17	Hoffman Estates, Ill.	UFA, '23 (Den.)
57	Vandenbush, Zeke	LB	6-4	232	1/28/99	R	Illinois State '23	Freeport, Ill.	FA, '23
23	Wilson Jr., Jeff	RB	6-0	210	11/16/95	6	North Texas '18	Elkhart, Texas	T, '22 (SF)



WEEK 1: L.A. CHARGERS TABLE OF CONTENTS

MEDIA INFORMATION	2
DOLPHINS NOTES	3-9
WHAT TO LOOK FOR IN 2023	10-11
DOLPHINS-CHARGERS MATCHUP	12-15
FREE AGENCY TRACKER	16
2023 ROOKIE CLASS	17
RADIO	18
BAPTIST HEALTH TRAINING COMPLEX	19
HARD ROCK STADIUM	20-21
DOLPHINS IN THE COMMUNITY	22-26
NEW TEAM PARTNERSHIPS	27-28
DEPTH CHART	31
TRANSACTIONS	32-33
ROSTERS	34-37
PRONUNCIATION GUIDE	37
CONTRACT STATUS	38
2022 STATS	41-58
THE LAST TIME IT HAPPENED	59-62
2023 PRESEASON STATS	63-66
2023 PRESEASON GAME SUMMARIES	69-71
2023 GAME SUMMARIES	72-89
EXECUTIVE BIOS	93-96
HEAD COACH MIKE McDANIEL	97-98
COACH BIOS	99-101
PLAYER BIOS	102-239
RESERVE LISTS & PRACTICE SQUAD	240
HISTORY & RECORDS	243-322

MIAMI DOLPHINS MEDIA WEBSITE

media.miamidolphins.com

The Miami Dolphins media website features everything a media member needs to cover the team. Visitors can find transcripts, press releases, weekly releases, credentials, notes, flip cards, an archive of old media guides and gamebooks and more by visiting media.miamidolphins.com.



WEEKLY MEDIA SCHEDULE: WEEK 1 AT L.A. CHARGERS

5 TUE	6 WED	7 THU	8 FRI	9 SAT	10 SUN	11 MON
No media availability	Head Coach Mike McDaniel 12:40 p.m. Practice 1:05 p.m. QB Tua Tagovailoa and Open Locker Room 3:15 p.m.	Coordinators 10:45 a.m. Practice 12:25 p.m. Open Locker Room 2:15 p.m.	Head Coach Mike McDaniel 12 p.m. Practice 12:30 p.m. Open Locker Room 2:10 p.m.	No media availability	Week 1 at L.A. Chargers 4:25 p.m. TV - CBS	Head Coach Mike McDaniel TBD

All availabilities will be held at the Baptist Health Training Complex; media must RSVP to [Vira Halim](mailto:Vira.Halim@miami Dolphins.com) and have a valid credential to attend

DOLPHINS ON THE AIR

TV:	CBS	
Broadcasters:	Kevin Harlan – Play-By-Play Trent Green – Color Analyst Melanie Collins – Sideline	
National Radio:	Compass USA	
Broadcasters:	Troy Clardy – Play-By-Play Steve Beuerlein – Color Analyst	
Local Radio:	Dolphins Radio Network WGBB 105.9-FM WIOD 610-AM	
Broadcasters:	Jimmy Cefalo – Play-By-Play Joe Rose – Color Analyst Kim Bokamper – Sideline	
Spanish Radio:	Dolphins Spanish Radio WTZU 94.9-FM	
Broadcasters:	Roly Martin – Play-By-Play Eduardo Martell – Color Analyst	

A DOLPHINS WIN WOULD...

- Be Miami's third straight season-opening win, fifth season-opening victory in the past seven seasons and eighth in the past 11.
- Give the Dolphins a 32-25-1 all-time record in season openers.
- Mark Miami's first road win over the L.A. Chargers since Sept. 17, 2017, which was also a season opener for Miami, and took place at StubHub Center.
- Be Miami's third win in its past four season-openers that took place on the road. Miami opened the 2021 (at New England) and 2017 seasons (at L.A. Chargers) with road wins.



COMMUNICATIONS DEPARTMENT



ANNE NOLAND

Sr. Director of Football Communications

O: 954-452-7155
ANoland@dolphins.com



BRETT BRECHEISEN

Sr. Manager of Football Communications

O: 954-452-7190
BBrecheisen@dolphins.com



RENZO SHEPPARD

Football Communications Manager

O: 954-452-7144
RSheppard@dolphins.com



VIRA HALIM

Football Communications Coordinator

O: 954-452-7177
VHalim@dolphins.com



STEPHANIE FONSECA

Corporate Communications Coordinator

O: 305-943-1515
SFonseca@dolphins.com



BROOKE BALZANO

Communications Coordinator

O: 954-452-7165
BBalzano@dolphins.com



CARTER OWEN

Football Communications Staff Assistant

O: 954-452-7163
COwen@dolphins.com



NICK YUSKA

Football Communications Staff Assistant

O: 954-452-7018
NYuska@dolphins.com



TEAM NOTES

DOLPHINS OPEN 2023 SEASON IN LOS ANGELES

The Dolphins will begin their 2023 campaign at the **L.A. Chargers on Sunday, Sept. 10 at 4:25 p.m. ET at SoFi Stadium.**

Sunday's game marks the second straight season the Dolphins have played at the Chargers, with L.A. taking last year's matchup, 23-17 (Dec. 11). **This is Miami's second season-opener in L.A. in recent years as Miami defeated the Chargers at StubHub Center on Sept. 17, 2017** after the Dolphins' Week 1 game was rescheduled due to Hurricane Irma.

The Dolphins are **31-25-1 all-time in season openers** and have won four of their past six and seven of their past 10.

DOLPHINS SEEK SECOND STRAIGHT PLAYOFF APPEARANCE

The Dolphins made the playoffs in 2022, the first year under **Head Coach Mike McDaniel**. It was Miami's first playoff appearance since 2016.

Miami is seeking a second straight playoff berth for the first time since 2000-01.

Only two head coaches have ever led the Dolphins to the playoffs in their first two seasons at the helm. **Dave Wannstedt** did so in 2000-01 and Pro Football Hall of Famer **Don Shula** did so in 1970-71.

MIAMI HAS THREE CONSECUTIVE WINNING SEASONS

The Miami Dolphins finished the 2022 season 9-8, which marked their third consecutive season with a winning record. **It was the first time since 2001-03 that the Dolphins have had three straight winning campaigns.**

The Dolphins are **one of just four NFL teams who have posted winning records in each of the past three years**, joining Kansas City, Buffalo and Pittsburgh.

NFL TEAMS WITH WINNING RECORDS IN EACH OF PAST THREE YEARS

TEAM	2020	2021	2022
MIAMI DOLPHINS	10-6	9-8	9-8
Kansas City Chiefs	13-3	12-5	14-3
Buffalo Bills	14-2	11-6	13-3
Pittsburgh Steelers	12-4	9-7-1	9-8

PRO BOWL POWER

The 2023 Dolphins have a lot of star power on the roster, including several Pro Bowlers. **Miami has seven Pro Bowl players on their roster who have combined to total 27 selections.**

WR Tyreek Hill has the most with seven – each season of his career. **CB Jalen Ramsey** has gone to six Pro Bowls, **T Terron Armstead** and **CB Xavien Howard** have both been selected four times, **CB Justin Bethel** has three Pro Bowl nods, **LB Bradley Chubb** has gone twice and **P Jake Bailey** was a Pro Bowl selection in 2020.

DOLPHINS HAVE SIX OF THE NFL'S TOP 100

Each year, players across the league vote on the league's top 100 players. This year, the Dolphins have six players on the list. **T Terron Armstead** checked in at No. 83, **QB Tua Tagovailoa** was ranked No. 82, **DT Christian Wilkins** was slotted at No. 81, **WR Jaylen Waddle** was ranked No. 44, **CB Jalen Ramsey** finished No. 36 and **WR Tyreek Hill** was No. 7, his highest ever ranking on the list.

BREAKING DOWN THE DOLPHINS ROSTER:

Here is how the Dolphins' current 90-man roster breaks down (as of Sept. 4 2023):

- There are **26 offensive players**, **24 defensive players** and **three specialists**.
- Of the 53 players on Miami's roster, **21 of them (39.6 pct.) were drafted by the Dolphins.**
- Miami also has five undrafted college free agents on the roster that began their NFL careers with the Dolphins, bringing the total to **26 of the 53 players (49.1 pct.) that began their NFL careers with the Dolphins.**
- Of Miami's 53 players, **13 of them (24.5 pct.) were not selected in the NFL draft.**
- A total of **16 of the 53 players (30.2 pct.) are in their third NFL season or less.**
- A total of **49 of the 53 players (92.5 pct.) are 30 years old or younger.**

BY DRAFT ROUND	
ROUND	NO.
1st	8 players
2nd or 3rd	16 players
4th or 5th	6 players
6th or 7th	10 players
Undrafted	13 players

BY EXPERIENCE	
YEARS	NO.
Rookie-1	6 players
2-3	10 players
4-5	17 players
6-9	18 players
10+	2 players

BY AGE	
AGE	NO.
21-24	16 players
25-28	28 players
29-32	8 players
33+	1 player



OFFENSE NOTES

DOLPHINS HAD THE NFL'S SECOND MOST EFFICIENT OFFENSE LAST YEAR

In Mike McDaniel's first season in Miami, the Dolphins ranked second in the league in yards per play (6.14):

BEST YARDS PER PLAY AVERAGE IN THE NFL (2022)			
TEAM	YARDS	PLAYS	YD/PLY
1. Kansas City	7,032	1,094	6.43
2. MIAMI	6,197	1,009	6.14
3. Buffalo	6,361	1,037	6.13
4. San Francisco	6,216	1,047	5.94
5. Detroit	6,460	1,092	5.92

Miami accomplished this despite playing six games against the league's top four scoring defenses, including Buffalo and the N.Y. Jets twice. San Francisco led the league (16.3 points allowed per game) while Buffalo ranked second (17.9), Baltimore was third (18.5) and the N.Y. Jets were fourth (18.6).

The Dolphins also had three different quarterbacks start at least two games – something the team had not done since 2007.

Miami finished the regular season ranked 11th in the league in scoring offense, averaging 23.4 points per game. **It was the team's best scoring offense ranking since 2014, when they also finished 11th.**

DOLPHINS RANKED SIXTH IN TOTAL OFFENSE IN 2022

The Dolphins totaled more than 450 yards of offense in four different games last year. That helped the team total 364.5 yards per game, which ranked sixth in the NFL. **It was the first time the Dolphins finished a season in the top 10 in total offense since 1995.**

TOTAL OFFENSE LEADERS (2022)			
TEAM	RUSHING	PASSING	TOTAL
1. Kansas City	115.9	297.8	413.6
2. Buffalo	139.5	258.1	397.6
3. Philadelphia	147.6	241.5	389.1
4. Detroit	128.2	251.8	380.0
5. San Francisco	138.8	226.8	365.6
6. MIAMI	99.2	265.4	364.5
7. Minnesota	97.7	263.8	361.5
8. Cincinnati	95.5	265.0	360.5
9. L.A. Chargers	89.6	269.6	359.3
10. Jacksonville	124.5	232.9	357.4

It was just the fifth season in franchise history that Miami had posted at least four games of 450+ total yards. The other instances were 2016, 1994, 1986 and 1984.

TAGOVAILOA BECAME YOUNGEST PLAYER TO LEAD NFL IN PASSER RATING SINCE 1984

QB Tua Tagovailoa enters 2023 a year removed from the best season of his career. Tagovailoa was the league's highest-rated passer (105.5) in 2022 and **became the youngest NFL player to lead the league in passer rating since QB Dan Marino did so in 1984:**

NFL LEADERS IN PASSER RATING (2022)		
PLAYER	TEAM	RATING
1. TUA TAGOVAILOA	MIAMI	105.5
2. Patrick Mahomes	Kansas City	105.2
3. Jimmy Garoppolo	San Francisco	103.0
4. Jalen Hurts	Philadelphia	101.5
5. Geno Smith	Seattle	100.9

That number was just shy of the franchise record of 108.9 set by **QB Dan Marino** in 1984.

Tagovailoa was also among the NFL leaders in 2022 in passer rating in critical areas, such as the red zone:

NFL LEADERS IN RED ZONE PASSER RATING (2022)		
PLAYER	TEAM	RATING
1. TUA TAGOVAILOA	MIAMI	112.2
2. Andy Dalton	New Orleans	109.9
3. Ryan Tannehill	Tennessee	107.8
4. Dak Prescott	Dallas	106.0
5. Justin Fields	Chicago	105.7

On third downs last year, he completed 69-of-106 passes (65.1 pct.) for 996 yards, 11 touchdowns and zero interceptions, **good for a 130.1 rating, which was the third-best mark in an NFL season since 2000.**

Only Aaron Rodgers in 2009 (133.5) and Daunte Culpepper in 2004 (133.4) were better on third down in a season since 2000.

Tagovailoa's 130.1 rating on third downs last year was almost 20 points better than any other NFL quarterback:

NFL LEADERS IN THIRD DOWN PASSER RATING (2022)		
PLAYER	TEAM	RATING
1. TUA TAGOVAILOA	MIAMI	130.1
2. Jimmy Garoppolo	San Francisco	112.8
3. Joe Burrow	Cincinnati	112.2
4. Patrick Mahomes	Kansas City	105.8
5. Geno Smith	Seattle	104.6

Tagovailoa averaged 9.40 yards per attempt on third downs in 2022, **which was the second-best mark in the NFL.**



OFFENSE NOTES

TAGOVAILOA IS AMONG THE NFL'S BEST CAREER PASSERS ON THIRD DOWN

QB Tua Tagovailoa's success on third down wasn't just limited to the 2022 season. **There are few NFL quarterbacks who have posted better career passing numbers on third down** than he has in the past decade.

During his career, Tagovailoa has completed 161-of-318 (59.4 pct.) career passes for 21 touchdowns and seven interceptions on the money down, **good for a 96.3 rating, which is eighth-best in the league since 2013:**

NFL LEADERS IN THIRD-DOWN PASSER RATING (SINCE 2013)

PLAYER	TEAM(S)	RATING
1. Patrick Mahomes	Kansas City	109.8
2. Joe Burrow	Cincinnati	103.0
3. Gardner Minshew	Jax./Phi./Ind.	100.8
4. Aaron Rodgers	GB/NYJ	100.7
5. Tom Brady	NE/TB	97.2
6. Drew Brees	New Orleans	96.9
7. Justin Herbert	L.A. Chargers	96.8
8. TUA TAGOVAILOA	MIAMI	96.3

TAGOVAILOA IS MIAMI'S ALL-TIME LEADER IN PASSER RATING

QB Tua Tagovailoa has a 95.0 career passer rating, which is higher than any other Dolphins quarterback all-time:

HIGHEST PASSER RATING IN DOLPHINS HISTORY (min. 250 att.)

PLAYER	YEARS	RATING
1. TUA TAGOVAILOA	2020-22	95.0
2. Chad Pennington	2008-10	94.5
3. Ryan Fitzpatrick	2019-20	89.0
4. Ryan Tannehill	2012-18	87.0
5. Dan Marino	1983-99	86.4

TAGOVAILOA IS 14-6 IN HIS LAST 20 STARTS

On Nov. 21, 2021, **QB Tua Tagovailoa** made his first start since returning from a finger injury on his throwing hand. **Tagovailoa helped lead the Dolphins to win that day at the N.Y. Jets and has won 14 of his 20 starts (.700) since then.**

During his career, Tagovailoa has led the Dolphins to 21 wins in 34 starts, good for a .618 winning percentage. **Since he entered the league in 2020, his .618 winning percentage is 10th among all NFL QBs who started at least 20 games:**

BEST QB WIN PCT. SINCE 2020 (min. 20 starts)

PLAYER (TEAM)	W	L	%
1. Patrick Mahomes (KC)	40	9	.816
2. Josh Allen (Buf.)	37	12	.755
3. Aaron Rodgers (GB/NYJ)	34	15	.694
4. Ben Roethlisberger (Pit.)	21	10	.677
5. Jalen Hurts (Phi.)	23	11	.676
6. Lamar Jackson (Bal.)	26	13	.667
7. Ryan Tannehill (Ten.)	29	16	.644
8. Tom Brady (TB)	32	18	.640
9. Dak Prescott (Dal.)	21	12	.636
10. TUA TAGOVAILOA (MIA.)	21	13	.618

CHEETAH COMING OFF CAREER YEAR & BEST SEASON BY A RECEIVER IN DOLPHINS HISTORY

WR Tyreek Hill made quite a splash in his first season with the Dolphins as he broke the franchise's single-season receiving yards record in just his 13th game with the organization in 2022.

Hill totaled 119 receptions for 1,710 yards (14.4 avg.) last year. **His 1,710 receiving yards shattered the team record held by WR Mark Clayton (1,389 yards) since 1984:**

MOST RECEIVING YARDS IN DOLPHINS HISTORY (SINGLE SEASON)

PLAYER	YEAR	REC	YDS	TDs
1. TYREEK HILL	2022	119	1,710	7
2. Mark Clayton	1984	73	1,389	18
3. JAYLEN WADDLE	2022	75	1,356	8
4. Mark Duper	1986	67	1,313	11
5. Mark Duper	1984	71	1,306	8

Hill also broke the team's single-season receptions record in Week 16, finishing with 119 catches:

MOST RECEPTIONS IN DOLPHINS HISTORY (SINGLE SEASON)

PLAYER	YEAR	REC	YDS	TDs
1. TYREEK HILL	2022	119	1,710	7
2. Jarvis Landry	2017	112	987	9
3. Jarvis Landry	2015	110	1,157	4
4. Jaylen Waddle	2021	104	1,015	6
5. Jarvis Landry	2016	94	1,136	4

His reception (119) and receiving yard (1,710) totals both ranked second in the league in 2022.

Hill has earned a Pro Bowl nod in all seven of his NFL seasons (2016-22).

He has the second-longest active Pro Bowl streak in the NFL behind only L.A. Rams DT Aaron Donald, who was selected for his ninth straight Pro Bowl in 2022.

Hill's 1,710 receiving yards are the most in NFL history for a player in his first season with a team. It broke the record held by **WR Stefon Diggs** when he had 1,535 receiving yards with Buffalo in 2020.



OFFENSE NOTES

Hill had four games with at least 10 receptions and 150 receiving yards in 2022, **tied with Pro Football Hall of Famers Tim Brown (1997), Calvin Johnson (2012) and Jerry Rice (1995) as well as Antonio Brown (2017) for the most such games in a single season in NFL history.**

Hill topped 100 receiving yards in seven games last year, with five of them coming in road games. That was **the second-most 100-yard receiving games in a season by a Dolphins player and just one shy of the team record of eight, set by WR Mark Duper in 1986.**

Known for his electrifying big plays, **Hill leads the NFL with 18 receptions of 50+ yards since he entered the league in 2016** and had four such plays in 2022, which also led the league.

HILL AND WADDLE EACH TOPPED 1,200 YARDS IN 2022

Despite starting three different quarterbacks in 2022, **the Dolphins were the only NFL team with two 1,200-yard receivers.**

WR Tyreek Hill was second in the league with 1,710 receiving yards while **WR Jaylen Waddle** was seventh with 1,356.

NFL RECEIVING YARDS LEADERS (2022)

PLAYER	TEAM	REC	YDS	TDs
1. Justin Jefferson	Min.	128	1,809	8
2. TYREEK HILL	MIA.	119	1,710	7
3. Davante Adams	LV	100	1,516	14
4. A.J. Brown	Phi.	88	1,496	11
5. Stefon Diggs	Buf.	108	1,429	11
6. CeeDee Lamb	Dal.	107	1,359	9
7. JAYLEN WADDLE	MIA.	75	1,356	8
8. Travis Kelce	KC	110	1,338	12
9. DeVonta Smith	Phi.	95	1,196	7
10. Terry McLaurin	Was.	77	1,191	5

It was also just the second time in team history the Dolphins had multiple players top 1,300 receiving yards in a season as **WR Mark Clayton (1,389) and WR Mark Duper (1,306) did so in 1984.**

PENGUIN POSTED BACK-TO-BACK 1,000-YARD SEASONS

As a rookie in 2021, **WR Jaylen Waddle caught more passes (104) than any rookie in NFL history.** In his sophomore season, Waddle surpassed 1,000 yards for the second time. **His 1,356 receiving yards in 2022 were seventh in the league and his 18.1 yards per reception led the NFL.** It was an 8.3 yards per catch increase from his rookie season.

His yardage (1,356) last year was the third-most in team history and just 33 shy of **WR Mark Clayton's 1,389 yards in 1984.** Clayton's record

stood for nearly 40 years before Hill broke it earlier in 2022.

Waddle had six 100-yard receiving games last year, tied for third-most in a season in team history. **He and WR Tyreek Hill are the only pair of teammates in Dolphins history to each have at least five 100-yard receiving games in a season.** Hill had seven last year.

With 2,371 career receiving yards, **Waddle ranks 10th in NFL history for most receiving yards in the first two years of an NFL career.**

MOSTERT RANKS FOURTH IN SUPER BOWL ERA IN RUSHING AVERAGE

RB Raheem Mostert was Miami's leading rusher in 2022 with 891 rushing yards, **which topped his career high of 772 set in 2019.**

Mostert had multiple 100-yard games in the same season for the first time in his career. He rushed for 113 yards in Week 5 at the N.Y. Jets and for 136 yards in Week 15 at Buffalo.

In the Week 15 game at Buffalo, **Mostert became the first Dolphins player since at least 1991 to rush for more than 100 yards (101) in the first quarter of a game.**

His career rushing average of 5.38 yards per carry is fourth-best in the Super Bowl era among running backs with at least 250 attempts:

NFL RUSHING AVERAGE LEADERS (RBs only in Super Bowl era, min. 250 att.)

PLAYER	YEARS	ATT	YDS	AVG
1. Rashaad Penny	2018-22	337	1,918	5.69
2. Bo Jackson	1987-90	515	2,782	5.40
3. Hokie Gajan	1982-85	252	1,358	5.39
4. RAHEEM MOSTERT	2015-22	465	2,501	5.38
5. Jamaal Charles	2008-18	1,407	7,563	5.38

FIVE PLAYERS REACHED CAREER HIGHS IN 2022

The Dolphins had five offensive players total career highs in yardage in 2022.

QB Tua Tagovailoa had 3,548 passing yards, **WR Tyreek Hill** had 1,710 receiving yards, **WR Jaylen Waddle** had 1,356 receiving yards, **RB Raheem Mostert** had 891 rushing yards and **RB Jeff Wilson Jr.** had 860 rushing yards (split between time with San Francisco and Miami).

All five players return for the Dolphins in 2023.



DEFENSE NOTES

FANGIO JOINS DOLPHINS AS DEFENSIVE COORDINATOR

Miami hired **one of the league's most experienced defensive play-callers** as defensive coordinator this offseason in **Vic Fangio**.

This will be Fangio's 37th season as an NFL coach and he has spent 22 of the past 28 as either a head coach or defensive coordinator.

During that time, he's coached four Hall of Fame defenders and 29 players that have combined for 51 Pro Bowls in seasons they played for him.

HOWARD LEADS THE NFL IN INTERCEPTIONS SINCE 2016

CB Xavien Howard was named to his fourth Pro Bowl (2018, 2020-22) last year, becoming the first Dolphins player to go to four Pro Bowls since **DE Cameron Wake** went to five (2010, 2012-14, 2016). It was Howard's third straight Pro Bowl selection, becoming the first Dolphins player to get selected for three straight Pro Bowls since **WR Jarvis Landry** (2015-17).

Howard leads the NFL in interceptions since he entered the league as a second-round pick in 2016:

MOST INTERCEPTIONS (SINCE 2016)		
NAME		INT
1. XAVIEN HOWARD (MIA.)		28
2. Justin Simmons (Den.)		27
Kevin Byard (Ten.)		27
3. J.C. Jackson (NE/LAC)		25
5. Marcus Peters (KC/LAR/Bal.)		24

His 28 career interceptions are sixth in Dolphins history and he has 30 if you include playoffs.

Here's a list of the quarterbacks he's picked off in his career:

INTERCEPTIONS FOR XAVIEN HOWARD BY QUARTERBACK		
QUARTERBACK	TEAM	INTs
Josh Allen	Buf.	*4
Tom Brady	NE	2
Andrew Luck	Ind.	2
Derek Carr	Oak.	2
Sam Darnold	NYJ	2
Trevor Siemian	Den.	2
Ben Roethlisberger	Pit.	*1
Patrick Mahomes	KC	1
Russell Wilson	Sea.	1
Justin Herbert	LAC	1
Matt Ryan	Atl.	1
Cam Newton	Car.	1
Joe Flacco	NYJ	1
Jimmy Garoppolo	SF	1
Mason Rudolph	Pit.	1
Mac Jones	NE	1
Brock Purdy	SF	1
Drew Lock	Den.	1
Brandon Allen	Cin.	1
Matt Barkley	Buf.	1
Mike Glennon	NYG	1

* includes an interception in the postseason

WILKINS HAD RECORD-BREAKING SEASON LAST YEAR

DT Christian Wilkins enters his fifth season with the Dolphins in 2023. He was a first-round pick (13th overall) in the 2019 NFL Draft and has improved his production in each of his four NFL seasons.

Wilkins totaled 98 tackles in 2022, which was the most by any NFL defensive lineman in a season since at least 1994:

MOST SINGLE-SEASON TACKLES BY A D-LINEMAN (SINCE 1994)				
PLAYER	TEAM	YEAR	TACKLES	
1. CHRISTIAN WILKINS	MIA.	2022	98	
2. Anthony Spencer	Dal.	2012	95	
Michael Bankston	Ari.	1997	95	
Ted Washington	Buf.	1996	92	
5. CHRISTIAN WILKINS	MIA.	2021	89	
Cameron Heyward	Pit.	2021	89	
Aaron Kampman	GB	2006	89	

He was also tied for eighth among NFL defensive linemen with 16 tackles for loss in 2022 and recorded a tackle for loss in 12 of the 17 games.

Since recordkeeping began in 1986, Wilkins' 98 tackles last year were the most by a defensive lineman in Dolphins history:

MOST TACKLES IN A SEASON BY A DOLPHINS D-LINEMAN (SINCE 1986)				
PLAYER	POS	YEAR	TACKLES	
1. CHRISTIAN WILKINS	DT	2022	98	
2. Jeff Cross	DE	1993	93	
3. CHRISTIAN WILKINS	DT	2021	89	
4. Marco Coleman	DE	1992	84	
5. Larry Jackson	DE	1997	78	

SIELER ALSO HAD CAREER YEAR IN 2022

DT Christian Wilkins wasn't the only Dolphins defensive lineman to have a career year in 2022. He was joined by **DT Zach Sieler**, who had 70 total tackles, establishing a new career high. **Both Sieler and Wilkins finished in the top five among defensive linemen tackle leaders:**

NFL DEFENSIVE LINEMEN TACKLES LEADERS (2022)				
PLAYER	TEAM	TOT	SOLO	ASST
1. CHRISTIAN WILKINS	MIA.	98	59	39
2. Maxx Crosby	LV	87	58	29
3. DeForest Buckner	Ind.	74	44	30
Cameron Heyward	Pit.	74	39	35
5. ZACH SIELER	MIA.	70	41	29
Grover Stewart	Ind.	70	44	26

Sieler was awarded to Miami off waivers from Baltimore in December 2019 and signed a recent contract extension in August 2023.



DEFENSE NOTES

BAKER HAS THREE SEASONS WITH 100+ TACKLES

LB Jerome Baker has been one of Miami's most productive players since he was selected by the Dolphins in the third round of the 2018 NFL Draft (73rd overall).

Last year he became the first Dolphins player since at least 2000 to total more than 500 tackles in his first five NFL seasons.

In three of those five seasons, he's totaled at least 100 tackles. He led the team in tackles for three consecutive seasons from 2019-21 and was second on the squad with 100 total tackles in 2022.

Baker's 503 career tackles are sixth and his 21.0 sacks are eighth among all players in his 2018 draft class.

MOST CAREER TACKLES (2018 DRAFT CLASS)

PLAYER	TM	TOT	SOLO	ASST
1. Roquan Smith	Chi./Bal.	692	450	242
2. Foye Oluokun	Atl./Jax.	638	395	243
3. Fred Warner	SF	633	410	223
4. Tremaine Edmunds	Buf.	565	359	206
5. Shaquille Leonard	Ind.	549	351	198
6. JEROME BAKER	MIA.	503	327	176
7. Jessie Bates	Cin.	477	325	152
8. Rashaan Evans	Ten./Atl.	476	282	194
9. Minkah Fitzpatrick	Mia./Pit.	446	293	153
10. Leighton Vander Esch	Dal.	437	279	158

PHILLIPS LED DOLPHINS IN SACKS LAST YEAR

LB Jaelan Phillips led the team with 7.0 sacks in 2022. He was the 18th overall pick of the 2021 NFL Draft and broke the team's rookie sacks record in 2021 with 8.5.

Last year Phillips recorded six sacks from Week 6 until the end of the season and became only the second player in Dolphins history (A.J. Duhe) to have at least seven sacks in each of his first two NFL seasons.

CHUBB IS A TWO-TIME PRO BOWL PASS RUSHER

Miami added **LB Bradley Chubb** at the trade deadline last year, bolstering the pass rush.

Prior to Chubb's arrival, Miami had 34 quarterback hits in eight games. After he joined the team in Week 9, the Dolphins totaled 59 quarterback hits in their nine remaining games.

The 59 quarterback hits in that span were tied for eighth in the NFL.

Chubb totaled 8.0 sacks during the 2022 season split between the Dolphins and Broncos. It was the most by a player on Miami's roster last year and led to Chubb's second career Pro Bowl selection.

HOLLAND IS ONE OF THE NFL'S TOP YOUNG SAFETIES

S Jevon Holland was drafted by Miami in the second round (36th overall) of the 2021 NFL Draft and has made a big impact as a versatile weapon in Miami's secondary.

He's totaled 60+ tackles, at least one sack and multiple interceptions in each of his first two NFL seasons.

KOHOU LED ALL UNDRAFTED ROOKIES IN 2022

The Dolphins signed **CB Kader Kohou** as an undrafted free agent from Texas A&M-Commerce in 2022 and he made a quick transition from an NCAA Division II school to the NFL.

Kohou's 852 defensive snaps, 72 tackles and 10 passes defended as a rookie all led NFL undrafted rookies in 2022. He was also among the NFL undrafted rookie leaders in forced fumbles (T-1st, 1) and interceptions (T-1st, 1).

In Miami's Week 10 win vs. Cleveland, Kohou had three passes defended. It was the most passes defended by an undrafted rookie in an NFL game since fellow Dolphins CB Nik Needham had three himself on Nov. 10, 2019 at Indianapolis.

In Week 16 vs. Green Bay, Kohou recorded his first career interception, coming in the fourth quarter of a tied game off QB Aaron Rodgers.

OGBAH GETS IN PASSING LANES

DE Emmanuel Ogbah enters his third season with the Dolphins after he was signed in 2020. He led the team with 9.0 sacks in 2020 and 2021 before missing significant time due to injury in 2022.

Not only is Ogbah active in bringing quarterbacks down, but he also bats their passes down. Since entering the league in 2016, Ogbah ranks second among all NFL defensive linemen with 37 passes defended.

MOST PASSES DEFENSED BY A DEFENSIVE LINEMAN (SINCE 2016)

PLAYER	TEAMS	PDs
1. Carlos Dunlap	Cin./Sea./KC	51
2. EMMANUEL OGBAH	CLE./KC/MIA.	37
3. Cameron Jordan	NO	35
4. Chris Jones	KC	32



SPECIAL TEAMS NOTES

SANDERS IS MOST ACCURATE KICKER IN TEAM HISTORY

K Jason Sanders' 82.9 career field goal percentage (126-of-152) is the best in Dolphins history (min. 50 att.) and he's one of only six players in team history to kick 100+ career field goals.

DOLPHINS ALL-TIME FG% LEADERS (min. 50 att.)

PLAYER	YEARS	FGM	FGA	PCT.
1. J. SANDERS	2018-22	126	152	82.9
2. Dan Carpenter	2008-12	127	155	81.9
3. Olindo Mare	1997-2006	245	303	80.1
4. Pete Stoyanovich	1989-95	176	222	79.3
5. Caleb Sturgis	2013-14	55	71	77.5

Sanders kicked the Dolphins into the playoffs last year when he made a 50-yard game-winning field goal with 18 seconds remaining in Week 18 vs. the N.Y. Jets. It was his first game-winning kick in more than two years and capped a day where he scored nine of Miami's 11 points by making all three of his field goal attempts.

MIAMI BLOCKED PUNTS IN EACH OF PAST THREE SEASONS

Under Special Teams Coordinator Danny Crossman, the Dolphins are one of just two teams (Indianapolis) in the NFL to have blocked punts in each of the past three years (2020-22).

Miami blocked a punt in Week 9 of the 2022 season at Chicago, when LB Jaelan Phillips took the ball off the punter's foot. LB Andrew Van Ginkel scooped the ball up and ran 25 yards for a touchdown. The 25-yard score was the longest blocked punt return for a touchdown in Dolphins history.

LB Duke Riley notched a blocked punt in the 2021 season in Week 12 vs. Carolina. He came off the right side of Miami's punt block formation and nearly took the ball directly off P Lachlan Edwards' foot.

After bouncing off the turf, the ball was caught by CB Justin Coleman at the 2-yard line. Coleman and his teammates moved the pile into the end zone, giving Miami an early 7-0 lead. It was Miami's first blocked punt returned for a touchdown since Dec. 17, 2016.

In Week 10 of the 2020 season, LB Andrew Van Ginkel got into the backfield of the L.A. Chargers' first punt of the game, blocking a kick that was recovered by CB Jamal Perry at the 1-yard line. The Dolphins scored on the next play on a 1-yard run by RB Salvon Ahmed.

While not a punt, Miami also had a blocked field goal in 2022 when DE Emmanuel Ogbah got one in the Week 3 win vs. Buffalo.

DOLPHINS ADD PRO BOWL PUNTER IN BAILEY

Miami signed P Jake Bailey this offseason, adding another player with a Pro Bowl pedigree to the roster.

Bailey spent the first four years of his career with New England and owns two of the franchise's top five single-season net punt averages.

In 2020, Bailey led the league in net punt average, earning first-team All-Pro honors and being selected to the AFC Pro Bowl roster.

2020 NFL NET PUNT AVERAGE LEADERS

(min. 40 punts)

PLAYER	TEAM	AVG
1. JAKE BAILEY	NEW ENGLAND	45.6
2. Jack Fox	Detroit	44.8
3. Michael Dickson	Seattle	44.4
4. Tress Way	Washington	44.3
5. Corey Bojorquez	Buffalo	44

Bailey also had a solid season as a rookie in 2019, winning two AFC Special Teams Player of the Week awards and posting a 41.3 net punt average, the fourth-best mark in Patriots history.

MIAMI HAS SOME OF THE LEAGUE'S TOP SPECIAL TEAMS PLAYERS

The Dolphins have one of the most accomplished special teams players in league history in CB Justin Bethel and one of the league's top young special teams players in LB Andrew Van Ginkel.



Bethel joined the Dolphins in 2022 and has been named to three Pro Bowls as a special teams player (2013-15). He has 145 career special teams tackles (120 solo), which is tied for sixth in NFL history (since recordkeeping began in 1994) and tied for second among active NFL players (with Seattle's Nick Bellore) behind only New England's Matthew Slater (172). Bethel had 10 special teams tackles (six solo), an interception and four passes defended for the Dolphins in 2022.

Van Ginkel enters his fifth NFL season and despite opening 2022 with limited reps due to a training camp injury, he had 12 special teams stops (six solo). The total led the team and tied for 19th among all NFL players.



WHAT TO LOOK FOR IN 2023

T TERRON ARMSTEAD...

- Has 110 games played. Needs 15 games played to reach 125 in his career.

P JAKE BAILEY...

- Has 58 games played. Needs 17 games played to reach 75 in his career.

LB JEROME BAKER...

- Has 70 starts. Needs 5 starts to reach 75 in his career.
- Has 21.0 sacks. Needs 4.0 sacks to reach 25.0 in his career.
- Has 503 total tackles. Needs 97 total tackles to become the first Dolphins player since Zach Thomas (1996-2001) to have 600+ tackles in the 1st 6 years of his career.

WR BRAXTON BERRIOS...

- Has 65 games played. Needs 10 games played to reach 75 in his career.
- Has 1,667 kickoff return yards. Needs 333 kickoff return yards to reach 2,000 in his career.
- Has 767 punt return yards. Needs 233 punt return yards to reach 1,000 in his career.

CB JUSTIN BETHEL...

- Has 145 special teams tackles. Needs 5 special teams tackles to reach 150 in his career.

LB BRADLEY CHUBB...

- Has 183 tackles. Needs 17 tackles to reach 200 in his career.
- Has 28.5 sacks. Needs 1.5 sacks to reach 30.0 in his career.

WR RIVER CRACRAFT...

- Has 35 games played. Needs 15 games played to reach 50 in his career.

DT RAEKWON DAVIS...

- Has 46 games played. Needs 4 games played to reach 50 in his career.
- Has 41 starts. Needs 9 starts to reach 50 in his career.

S DESHON ELLIOTT...

- Has 42 games played. Needs 8 games played to reach 50 in his career.
- Has 35 starts. Needs 15 starts to reach 50 in his career.

WR TYREEK HILL...

- Has 7 Pro Bowl selections. Needs 1 Pro Bowl selection to become only the ninth wide receiver in NFL history with 8 Pro Bowl selections (Hill's 2016 and 2017 selections were as a return specialist).
- Has 108 games played. Needs 17 games played to reach 125 in his career.
- Has 90 starts. Needs 10 starts to reach 100 in his career.
- Has 598 receptions. Needs 2 receptions to reach 600 in his career and 102 receptions to reach 700 in his career.
- Has 8,340 receiving yards. Needs 660 receiving

yards to reach 9,000 in his career and 1,660 receiving yards to reach 10,000.

- Has 7 100-yard receiving games with the Dolphins. Needs 4 100-yard receiving games to reach 11 and move into a tie for 5th in team history.
- Has 63 receiving touchdowns. Needs 12 receiving touchdowns to reach 75 in his career.
- Has 9,091 scrimmage yards. Needs 909 scrimmage yards to reach 10,000 in his career.
- Has 751 rushing yards. Needs 249 rushing yards to reach 1,000 in his career.
- Has 88 punt returns. Needs 12 punt returns to reach 100 in his career.

S JEVON HOLLAND...

- Has 33 games played. Needs 17 games played to reach 50 in his career.

CB XAVIEN HOWARD...

- Has 4 Pro Bowl selections. Needs 1 Pro Bowl selection to move into a tie for 8th-most by a Dolphins player in franchise history and the 1st cornerback in team history to earn 5 Pro Bowl selections.
- Has 87 games played. Needs 13 games played to reach 100 in his career.
- Has 86 starts. Needs 14 starts to reach 100 in his career.
- Has 286 tackles. Needs 14 tackles to reach 300 in his career.
- Has 28 interceptions. Needs 2 interceptions to reach 30 in his career and 8 to reach 36 and break the team's all-time record.
- Has 83 passes defended. Needs 17 passes defended to reach 100 in his career.

OL ROBERT HUNT...

- Has 45 starts. Needs 5 starts to reach 50 in his career.

FB ALEC INGOLD...

- Has 58 games played. Needs 17 games played to reach 75 in his career.

S BRANDON JONES...

- Has 38 games played. Needs 12 games played to reach 50 in his career.
- Has 184 tackles. Needs 16 tackles to reach 200 in his career.
- Has 8.0 sacks. Needs 2.0 sacks to reach 10.0 in his career.

TE TYLER KROFT...

- Has 92 games played. Needs 8 games played to reach 100 in his career.
- Has 13 receiving TDs. Needs 2 receiving TDs to reach 15 in his career.

T KENDALL LAMM...

- Has 87 games played. Needs 13 games played to reach 100 in his career.

LB DAVID LONG JR....

- Has 223 tackles. Needs 77 tackles to reach 300 in his career.



WHAT TO LOOK FOR IN 2023

RB RAHEEM MOSTERT...

- Has 465 carries. Needs 35 carries to reach 500 in his career.
- Has 2,501 rushing yards. Needs 499 rushing yards to reach 3,000 in his career.
- Has 14 rushing touchdowns. Needs 6 rushing touchdowns to reach 20 in his career.

DE EMMANUEL OGBAH...

- Has 92 games played. Needs 8 games played to reach 100 in his career.
- Has 70 starts. Needs 5 starts to reach 75 in his career.
- Has 249 tackles. Needs 51 tackles to reach 300 in his career.
- Has 37.0 sacks. Needs 13.0 sacks to reach 50.0 in his career.
- Has 37 passes defended. Needs 13 passes defended to reach 50 in his career.
- Has 7 forced fumbles. Needs 3 forced fumbles to reach 10 in his career.

LB JAE LAN PHILLIPS...

- Has 34 games played. Needs 16 games played to reach 50 in his career.
- Has 15.5 sacks. Needs 9.5 sacks to reach 25.0 in his career.
- Needs 7.0 sacks to become the 28th player and 1st Dolphin to record at least 7.0 sacks in each of his 1st 3 NFL seasons since the league began tracking sacks in 1982.

LB DUKE RILEY...

- Has 90 games played. Needs 10 games played to reach 100 in his career.
- Has 194 tackles. Needs 6 tackles to reach 200 in his career.

K JASON SANDERS...

- Has 126 field goals. Needs 2 field goals to surpass Dan Carpenter (127) for 4th in team history and 24 field goals to reach 150 in his career.
- Has 559 points. Needs 41 points to reach 600 in his career.

DT ZACH SIELER...

- Has 59 games played. Needs 16 games played to reach 75 in his career.
- Has 192 tackles. Needs 8 tackles to reach 200 in his career.

TE DURHAM SMYTHE...

- Has 88 receptions. Needs 12 receptions to reach 100 in his career.
- Has 809 receiving yards. Needs 191 receiving yards to reach 1,000 in his career.

QB TUA TAGOVAILOA...

- Has 36 games played. Needs 14 games played to reach 50 in his career.
- Has 34 starts. Needs 16 starts to reach 50 in his career.
- Has 1,078 pass attempts. Needs 526 pass attempts to reach 1,604 and move into 4th place in franchise history.

- Has 708 completions. Needs 229 completions to reach 937 and move into 4th place in franchise history and 292 to reach 1,000 in his career.
- Has 8,015 passing yards. Needs 1,985 passing yards to become the 5th player in Dolphins history to reach 10,000 in his career and 3,026 passing yards to reach 11,041 and move into 4th place in franchise history.
- Has 52 touchdown passes. Needs 15 touchdown passes to reach 67 and move into 4th place in franchise history.

LB ANDREW VAN GINKEL...

- Has 150 tackles. Needs 50 tackles to reach 200 in his career.

WR JAYLEN WADDLE...

- Has 33 games played. Needs 17 games played to reach 50 in his career.
- Has 33 starts. Needs 17 starts to reach 50 in his career.
- Has 179 receptions. Needs 21 receptions to reach 200 in his career and 110 to reach 289 and break the franchise record for most receptions in the first 3 seasons of an NFL career
- Has 2,371 receiving yards. Needs 629 receiving yards to reach 3,000 in his career and 681 to reach 3,052 and break the franchise record for most receiving yards in the first 3 seasons of an NFL career.
- Has 7 100-yard receiving games. Needs 4 100-yard receiving games to reach 11 and move into a tie for 5th in team history.
- Has 14 receiving touchdowns. Needs 6 receiving touchdowns to reach 20 in his career.
- Has 2 consecutive 1,000-yard receiving seasons. Needs 1,000 receiving yards to become the 1st player in franchise history with 3 consecutive 1,000-yard receiving seasons.

DT CHRISTIAN WILKINS...

- Has 64 games played. Needs 11 games played to reach 75 in his career.
- Has 60 starts. Needs 15 starts to reach 75 in his career.
- Has 290 tackles. Needs 10 tackles to reach 300 in his career.
- Has 17 passes defended. Needs 3 passes defended to reach 20 in his career.

OL CONNOR WILLIAMS...

- Has 74 games played. Needs 1 game played to reach 75 in his career.
- Has 68 starts. Needs 7 starts to reach 75 in his career.

T ISAI AH WYNN...

- Has 43 games played. Needs 7 games played to reach 50 in his career.
- Has 40 starts. Needs 10 starts to reach 50 in his career.



DOLPHINS-CHARGERS MATCHUP

SOUTH FLORIDA CONNECTIONS

CHARGERS	SCHOOL/HOMETOWN
OLB Joey Bosa	St. Thomas Aquinas HS/Ft. Lauderdale, Fla.
CB J.C. Jackson	Immokalee HS/Immokalee, Fla.
S Raheem Layne	Sebastian River HS/DeLand, Fla.
OLB Khalil Mack	Fort Pierce Westwood/Ft. Pierce, Fla.
WR Joshua Palmer	St. Thomas Aquinas HS
TE Donald Parham Jr.	Stetson University (2015-18)
CB Asante Samuel Jr.	St. Thomas Aquinas HS/Ft. Lauderdale, Fla.
Front Seven Specialist Mike Hiestand	Florida International University Graduate Assistant (2013) Ave Maria University Defensive Coordinator (2016-18)

LOS ANGELES AREA CONNECTIONS

DOLPHINS	SCHOOL/HOMETOWN
P Jake Bailey	Santa Fe Christian/Solana Beach, Calif.
RB Chris Brooks	El Camino HS/Oceanside, Calif.
WR River Cracraft	Santa Margarita Catholic HS/Rancho Santa Margarita, Calif.
OL Austin Jackson	University of Southern California (2016-17)
CB Nik Needham	Buena Park HS/Buena Park/Calif.
LB Jaelan Phillips	Redlands East Valley HS/Redlands, Calif. UCLA (2017-18)
DT Brandon Pili	University of Southern California (2017-20, 2022)
K Jason Sanders	Villa Park HS/Orange, Calif.
DL Coach Austin Clark	University of Southern California (2016-17) Asst. Defensive Line/OLB Coach (2016-17)
Asst. HC/TE Coach Jon Embree	Englewood, Calif.

FORMER CHARGERS

DOLPHINS COACH/STAFF	ROLE WITH CHARGERS
Passing Game Coordinator/ Secondary Renaldo Hill (2021-22)	Defensive Coordinator
Offensive Coordinator Frank Smith (2021)	Run Game Coordinator/ Offensive Line Coach
Wide Receivers Coach Wes Welker (2004)	Played WR; UDFA in 2004; 1 GP

FORMER DOLPHINS

CHARGERS PLAYERS	NOTES
DL Nick Williams (2016, 2017 offseason)	5 GP; 2 tkls
DT Christopher Hinton (2022)	Spent time on practice squad

CHARGERS COACH/STAFF	ROLE WITH DOLPHINS
Offensive Asst. Pat White (2009)	Played QB; Second-round pick by Miami (44th overall) in the 2007 NFL Draft; 13 GP; 5 pass attempts; 21 rushes for 81 yds (3.9 avg)

OTHER CONNECTIONS

DOLPHINS/CHARGERS	NOTES
Chargers OLB Joey Bosa	Son of former Dolphins DE John Bosa, Nephew of former Dolphins LB Eric Kumerow
Chargers T Rashawn Slater	Named to 2016 Houston Chronicle All-Greater Houston Second-Team alongside Dolphins WR Jaylen Waddle
Dolphins Defensive Asst. Steve Donatell	Brother of Chargers Defensive Passing Game/Secondary Coach Tom Donatell

NOTABLE COLLEGE CONNECTIONS

CHARGERS	DOLPHINS
QB Coach Doug Nussmeier (2012-13) OC/QB Coach (2012-13) P JK Scott (2014-17)	Asst. ST Coach Brendan Farrell (2013-18) ST Analyst (2013-18) OL Lester Cotton (2015-18) DT Raekwon Davis (2016-19) QB Tua Tagovailoa (2017-19)
WR Mike Williams (2013-14, 2016) OL Jordan McFadden (2018-22)	DT Christian Wilkins (2015-18)
OLB Chris Rumph II (2018-20)	Safeties Coach Joe Kasper Graduate Assistant (2018-20)
OL Jamaree Salyer (2018-21) TE Tre' McKitty (2020)	LB Channing Tindall (2018-21)
C/G Will Clapp (2015-17)	LB Duke Riley (2013-16) LS Blake Ferguson (2016-19) OL Liam Eichenberg (2017-20)
S Alohi Gilman (2018-19)	S Jevon Holland (2018-19) S Verone McKinley III (2018-21)
QB Justin Herbert (2016-19)	CB Eli Apple (2013-14) LB Jerome Baker (2015-17)
C Corey Linsley (2010-13) OLB Joey Bosa (2013-15)	TE Tyler Kroft (2012-14)
DL Sebastian Joseph-Day (2013-17)	DT Brandon Pili (2017-22)
OLB Tuli Tuipulotu (2020-22)	RB De'Von Achane (2020-22)
RB Isaiah Spiller (2019-21)	LB Jaelan Phillips (2017-18)
RB Joshua Kelley (2018-19)	

NOTABLE PRO CONNECTIONS

CHARGERS	DOLPHINS
LB Josh Harris (2012-21)	Off. Asst. Ricardo Allen (2014-20) Played Safety (2014-20) HC Mike McDaniels (2015-16) Offensive Assistant (2015-16) LB Duke Riley (2017-19) CB Justin Bethel (2018)
HC Brandon Staley (2017-18) OLB Coach (2017-18) DL Nick Williams (2018-19) OLB Khalil Mack (2018-21)	OC Frank Smith (2015-17) Tight Ends Coach (2015-17) DC Vic Fangio (2015-18) Defensive Coordinator (2015-18)
OC Kellen Moore (2018-22) Quarterbacks Coach (2018) Offensive Coordinator (2019-22)	QB Mike White (2018) OL Connor Williams (2018-21) WR Cedrick Wilson Jr. (2019-22) CB Kelvin Joseph (2021-22)
Asst. ST Coach Chris Gould (2015-21) Coaching Asst. (2015-16) ST Asst. (2017-21) HC Brandon Staley (2019) OLB Coach (2019) Front Seven Specialist Mike Hiestand (2019-21) Asst. to HC/Defensive QC (2019-20) Asst. DL Coach/Asst. to HC (2021)	DC Vic Fangio (2019-21) Head Coach (2019-21) Senior Asst. Wade Harman (2019-21) Tight Ends Coach (2019-21) Passing Game Coordinator/ Secondary Renaldo Hill (2019-20) Defensive Backs (2019-20) WR River Cracraft (2017-19) LB Bradley Chubb (2018-22)
C Corey Linsley (2014-20) P JK Scott (2018-20)	OL Coach Butch Barry (2020) Senior Analyst (2020)
CB J.C. Jackson (2018-21)	WR Braxton Berrios (2018) CB Justin Bethel (2019-21) T Isaiah Wynn (2019-22) P Jake Bailey (2019-22)
OL Coach Brendan Nugent (2015-21) Offensive Asst. (2015-16) Asst. OL Coach (2017-20) OL Coach (2021) C/G Will Clapp (2018-21)	T Terron Armstead (2013-21) CB Eli Apple (2019-19)
DL Austin Johnson (2016-19)	LB David Long Jr. (2019-22)



DOLPHINS-CHARGERS MATCHUP

SERIES SUPERLATIVES

DOLPHINS

RUSHING YARDS:

143, Ricky Williams, at Miami, 11/24/02

PASSING YARDS:

403, Don Strock, at Miami, 1/2/82 [AFC Divisional Game]

RECEPTIONS:

13, Jarvis Landry, at Los Angeles, 9/17/17

RECEIVING YARDS:

143, Mark Clayton, at San Diego, 9/7/86

CHARGERS

RUSHING YARDS:

157, Dan Woods, at San Diego, 9/29/74

PASSING YARDS:

433, Dan Fouts, at Miami, 1/2/82 [AFC Divisional Game]

RECEPTIONS:

13, Antonio Gates, at San Diego, 12/11/05

13, Kellen Winslow, at Miami, 1/2/82 [AFC Divisional Game]

RECEIVING YARDS:

166, Kellen Winslow, at Miami, 1/2/1982 [AFC Divisional Game]

SERIES HISTORY

REGULAR SEASON: MIAMI LEADS 17-15

POSTSEASON: TIED 2-2

LAST 5 MEETINGS

DATE	GAME
------	------

11/13/16	Miami 31, at San Diego 24
----------	---------------------------

9/17/17	Miami 19, at L.A. Chargers 17
---------	-------------------------------

9/29/19	L.A. Chargers 30, at Miami 10
---------	-------------------------------

11/15/20	at Miami 29, L.A. Chargers 21
----------	-------------------------------

12/11/22	at L.A. Chargers 23, Miami 17
----------	-------------------------------

SERIES FACTS (TEAM)

MIAMI'S LARGEST MARGIN OF VICTORY:

37 (at Miami 37, San Diego 0, 11/2/14)

L.A. CHARGERS' LARGEST MARGIN OF VICTORY:

34 (at San Diego 44, Miami 10, 10/2/66)

CURRENT SERIES STREAK:

Los Angeles 1 (12/11/22)

MIAMI'S LARGEST WIN STREAK:

7 (11/5/95 - 10/5/08)

L.A. CHARGERS' LARGEST WIN STREAK:

3 (11/20/80 - 9/7/86)

MOST POINTS BY MIAMI:

41 (at Miami 41, San Diego 24, 12/10/67)

MOST POINTS BY L.A. CHARGERS:

50 (at San Diego 50, Miami 28, 9/7/86)

MOST POINTS, BOTH TEAMS:

79 (San Diego 41, at Miami 38, 1/2/82 [AFC Divisional game])

FEWEST POINTS BY MIAMI:

0 (at San Diego 24, Miami 0, 11/12/67)

FEWEST POINTS BY L.A. CHARGERS:

0 (at Miami 37, San Diego 0, 11/2/14)

FEWEST POINTS, BOTH TEAMS:

21 (at Miami 12, San Diego 9, 12/19/99)



DOLPHINS-CHARGERS MATCHUP

HOW THEY COMPARE*

DOLPHINS STAT	RNK	CATEGORY	CHARGERS RNK	STAT
364.5	6	Total Offense	9	359.3
265.4	4	Passing Offense	3	269.6
99.2	25t	Rushing Offense	30	89.6
23.4	11	Scoring Offense	13	23.0
35.0	9t	Sacks Allowed	17	39.0
36.2	24	Third Down Offense	8	43.6
337.8	18	Total Defense	20	346.1
234.8	27	Passing Defense	7	200.4
103.0	4	Rushing Defense	28	145.8
23.47	24	Scoring Defense	21t	22.6
40.0	14t	Sacks	14t	40.0
41.6	24t	Third Down Defense	17	39.2
14	30t	Takeaways	11t	24
21	8t	Giveaways	5t	19

*Stats are from 2022 regular season

STATISTICAL LEADERS*

CATEGORY	DOLPHINS		CHARGERS	
	PLAYER	STAT	PLAYER	STAT
Completion Pct.	T. Tagovailoa	64.8	J. Herbert	68.2
Passing Yards	T. Tagovailoa	3548	J. Herbert	4739
Passer Rating	T. Tagovailoa	105.5	J. Herbert	93.2
Rushing Yards	R. Mostert	891	A. Ekeler	915
Yards Per Carry	R. Mostert	4.9	A. Ekeler	4.5
Rushing TDs	R. Mostert J. Wilson Jr.	3	A. Ekeler	13
Receptions	T. Hill	119	A. Ekeler	107
Receiving Yards	T. Hill	1710	M. Williams	895
Receiving TDs	J. Waddle	8	A. Ekeler	5
Tackles	E. Roberts	107	D. Tranquill	146
Sacks	J. Phillips	7.0	K. Mack	8.0
Interceptions	J. Holland	2	B. Callahan	3
Forced Fumbles	E. Rowe Z. Sieler C. Wilkins	2	K. Mack D. James Jr.	2
Special Tms Tkls	A. Van Ginkel	12	J. Taylor	6

*Stats are from 2022 regular season

DOLPHINS PLAYERS VS. CHARGERS*

PLAYER	GP	PASSING				
		A-C-I	YDS	PCT	TD	RTG
T. Tagovailoa	2	53-25-0	314	47.2	3	84.9
TOTALS	2	53-25-0	314	47.2	3	84.9

PLAYER	GP	RUSHING				
		ATT	YDS	AVG	LG	TD
S. Ahmed	2	22	86	3.9	18	1
T. Hill	12	13	47	3.6	20	0
R. Mostert	3	11	37	3.4	13	0
T. Tagovailoa	2	9	27	3.0	14	0
TOTALS	19	55	197	3.6	20	1

PLAYER	GP	RECEIVING				
		NO	YDS	AVG	LG	TD
T. Hill	12	57	880	15.4	64	8
R. Cracraft	2	1	44	44.0	44	0
C. Wilson Jr.	2	4	39	9.8	16	0
J. Waddle	1	2	31	15.5	19	0
A. Ingold	6	2	15	7.5	9	1
D. Smythe	3	2	9	4.5	7	1
TOTALS	26	68	1,018	15.0	64	10

PLAYER	GP	DEFENSE						
		TOT	SK	INT	PD	FF	FR	
J. Baker	3	21	1.0	0	0	0	0	
B. Chubb	6	19	2.0	0	0	0	0	
X. Howard	4	19	0.0	1	2	0	0	
C. Wilkins	2	14	1.0	0	0	0	0	
J. Ramsey	3	13	0.0	0	3	0	0	
Z. Sieler	2	11	0.0	0	0	0	0	
E. Ogbah	3	8	1.0	0	2	0	0	
R. Davis	2	8	0.0	0	0	0	0	
K. Kohou	1	8	0.0	0	0	0	0	
A. Van Ginkel	2	7	0.0	0	0	0	0	
E. Apple	2	7	0.0	0	1	0	0	
J. Phillips	1	6	1.0	0	0	0	0	
B. Jones	1	5	0.0	0	0	0	0	
TOTALS	32	146	6.0	1	8	0	0	

PLAYER	GP	KICKING						
		FGM	FGA	LG	XPM	XPA	KO	TB
J. Sanders	3	5	8	55	5	5	14	8
TOTALS	3	5	8	55	5	5	14	8

PLAYER	GP	PUNTING						
		NO	YDS	AVG	LG	TB	I20	NET
J. Bailey	2	7	343	49.0	65	1	5	45.1
TOTALS	2	7	343	49.0	65	1	5	45.1

* regular season only



THE LAST MEETING

2022 - WEEK 14

DEC. 11, 2022 | INGLEWOOD, CALIF.
SOFI STADIUM
ATTENDANCE: 70,240 | TV: NBC

MIAMI 17	L.A. CHARGERS 23
-----------------	-------------------------

SCORING SUMMARY					
	1	2	3	4	F
Miami	0	7	7	3	17
L.A. Chargers	0	17	3	3	23

The Miami Dolphins dropped their second straight game with a loss against the Los Angeles Chargers, 23-17, at SoFi Stadium.

Kicker Jason Sanders nailed a clutch 55-yard field goal with 1:10 remaining to make it a one possession game, but Los Angeles recovered the onside kick on the next play to seal the win.

The Dolphins made several key defensive stops throughout the game, as they recorded four sacks and allowed just six points in the second half.

While Miami was able to limit the damage, Los Angeles quarterback Justin Herbert still had a big night. The Oregon product passed for 367 yards and one touchdown as the Chargers outgained the Dolphins 432-219. Los Angeles also dominated time of possession, controlling the ball for 19:16 more than the Dolphins.

Miami's offense struggled against the Chargers defense, which generated constant pressure. Quarterback Tua Tagovailoa completed 10 of his 28 passes for 145 yards and one touchdown, a 60-yard deep ball to receiver Tyreek Hill.

Hill led the offensive charge on Sunday with 81 receiving yards on four receptions, including a receiving touchdown. His first catch, a 13-yard reception over the middle of the field, broke the single season franchise record for receiving yards set by Mark Clayton in 1984 (1,389 yards).

Miami's offense started slow, but its defense stepped up with several big plays to prevent Los Angeles from pulling away.

When the Chargers threatened on their first possession, cornerback Kader Kohou forced a turnover on downs in the red zone by tackling receiver DeAndre Carter on the left sideline.

Defensive tackle Christian Wilkins sabotaged Los Angeles' next drive by sacking Herbert for a six-yard loss. The Chargers settled for a 33-yard field goal. Wilkins, one week removed from recording a career-high 12 tackles, constantly disrupted the line of scrimmage in the first quarter with four tackles, including two tackles for loss and his sack.

The Chargers finally found the end zone in the second quarter to go up 10-0, but Miami responded thanks to a bizarre play. After Los Angeles forced a fumble on second down, left tackle Terron Armstead dove on the ball and scooted it into the hands of Hill, who immediately took off for a 57-yard touchdown.

However, running back Austin Ekeler rushed for a one-yard touchdown just before halftime to give Los Angeles a 17-7 lead at the break.

Miami narrowed the deficit to three in the third quarter with a five-play, 75-yard touchdown drive in 2:42. Once again, Hill scored on a 60-yard run-and-catch after beating his man in single coverage down the right sideline.

While the Chargers only scored six points in the second half, Cameron Dicker's field goals of 31 and 28 yards were enough to hold off Miami.

SCORING DRIVES

TEAM	QTR	TIME	PLAY (EXTRA POINT) (DRIVE INFO)	MIA	LAC
Chargers	2	14:14	C.Dicker 33 yd. Field Goal (8-42, 3:22)	0	3
Chargers	2	9:49	M.Williams 10 yd. pass from J.Herbert (C.Dicker kick) (5-43, 2:52)	0	10
Dolphins	2	8:45	T.Hill 57 yd. fumble recovery (J.Sanders kick) (3-75, 1:04)	7	10
Chargers	2	0:18	A.Ekeler 1 yd. run (C.Dicker kick) (13-90, 3:45)	7	17
Dolphins	3	6:23	T.Hill 60 yd. pass from T.Tagovailoa (J.Sanders kick) (5-76, 2:42)	14	17
Chargers	3	4:18	C.Dicker 31 yd. Field Goal (6-62, 2:05)	14	20
Chargers	4	2:40	C.Dicker 28 yd. Field Goal (17-79, 8:39)	14	23
Dolphins	4	1:10	J.Sanders 55 yd. Field Goal (7-38, 1:30)	17	23

GAME STATISTICS

RUSHING (Att-Yds-TD):	Miami: R. Mostert 11-37, T. Tagovailoa 3-28, J. Wilson 4-26, S. Ahmed 1-1. L.A. Chargers: A. Ekeler 15-45-1, J. Kelley 4-29, J. Herbert 4-8.
PASSING (A-C-Y-TD-I):	Miami: T. Tagovailoa 28-10-145-1-0. L.A. Chargers: J. Herbert 51-39-367-1-0.
RECEIVING (Rec-Yds-TD):	Miami: T. Hill 4-81-1, J. Waddle 2-31, C. Wilson 2-19, T. Sherfield 1-7, R. Mostert 1-7. L.A. Chargers: K. Allen 12-92, A. Ekeler 8-59, M. Williams 6-116-1, G. Everett 5-28, J. Palmer 4-53, S. Smartt 1-8, J. Kelley 1-6, T. McKitty 1-5.
SACKS (Sk-Yds):	Miami: J. Phillips 1.0-6, C. Wilkins 1.0-6, E. Rowe 1.0-4, J. Baker 1.0-1. L.A. Chargers: M. Fox 1.0-12, K. Van Noy 1.0-6.
INTERCEPTIONS (Int-Yds):	Miami: None. L.A. Chargers: None.
FORCED FUMBLES:	Miami: None. L.A. Chargers: A. Gilman 1.
FUMBLE RECOVERIES (No-Yds):	Miami: T. Hill 1-57-1. L.A. Chargers: None.

TEAM STATS	MIA	LAC
TOTAL FIRST DOWNS	14	24
By Rushing	6	6
By Passing	6	16
By Penalty	2	2
THIRD DOWN EFFICIENCY	3-11-27.3%	9-18-50.0%
FOURTH DOWN EFFICIENCY	0-0-0.0%	1-2-50.0%
TOTAL NET YARDS	219	432
Total Offensive Plays	49	78
Average gain per offensive play	4.5	5.5
NET YARDS RUSHING	92	82
Total Rushing Plays	19	23
Average gain per rushing play	4.8	3.6
NET YARDS PASSING	127	350
Sacks-Yards	2-18	4-17
Gross yards passing	145	367
ATTEMPTS-COMPLETIONS-INTS	28-10-0	51-39-0
Avg. gain per pass play	4.2	6.4
PUNTS NUMBER AND AVG.	7-46.7	4-44.0
Net Punting Average	43.4	44.0
TOTAL RETURN YARDAGE	0	23
No. and Yards Punt Returns	0-0	2-23
No. and Yards Kickoff Returns	0-0	0-0
No. and Yards Int. Returns	0-0	0-0
PENALTIES Number and Yards	6-50	6-40
FUMBLES Number and Lost	1-0	1-0
RED ZONE EFFICIENCY	0-0-0%	2-6-33%
GOAL TO GO EFFICIENCY	0-0-0%	1-3-33%
TIME OF POSSESSION	20:22	39:38



FREE AGENCY TRACKER

The Dolphins were active in the 2023 free agency market. The team re-signed and tendered 10 players and also added nine veterans to the roster this year. Below tracks the players the team has signed, as well as those who ended the 2022 season on Miami's roster and their current status.

PLAYERS RETAINED OR ADDED

TENDERED (1)

Elijah Campbell DB

RE-SIGNED (9)

Salvon Ahmed RB

Justin Bethel CB

River Cracraft WR

Kendall Lamm T

Raheem Mostert RB

Nik Needham CB

Duke Riley LB

Jeff Wilson Jr. RB

Andrew Van Ginkel LB

UNRESTRICTED FREE AGENTS SIGNED (3)

DeShon Elliott S Detroit

David Long Jr. LB Tennessee

Mike White QB N.Y. Jets

FREE AGENTS SIGNED (5)

Eli Apple CB Cincinnati

Jake Bailey P New England

Braxton Berrios WR N.Y. Jets

Parry Nickerson CB Minnesota

Isaiah Wynn T New England

ACQUIRED VIA TRADE (2)

Kelvin Joseph CB Dallas

Jalen Ramsey CB L.A. Rams

PLAYERS FROM 2022 ROSTER NOT CURRENTLY WITH THE DOLPHINS

FREE AGENTS (15)

Teddy Bridgewater QB Detroit

Geron Christian T

Michael Deiter OL Houston

Sam Eguavoen LB N.Y. Jets

Clayton Fejedelem S

Myles Gaskin RB Minnesota

Mike Gesicki TE New England

Melvin Ingram LB

John Jenkins DT Las Vegas

Greg Little T

Thomas Morstead P N.Y. Jets

Elandon Roberts LB Pittsburgh

Eric Rowe S Carolina

Brandon Shell OL

Trent Sherfield WR Buffalo

TRADED (2)

Hunter Long TE L.A. Rams

Noah Igbinoghene CB Dallas

RELEASED (2)

Cethan Carter TE

Byron Jones CB

MIAMI'S NEW ADDITIONS



Eli Apple



Jake Bailey



Braxton Berrios



DeShon Elliott



Kelvin Joseph



David Long Jr.



Parry Nickerson



Jalen Ramsey



Mike White



Isaiah Wynn

as of Sept. 4, 2023



MIAMI DOLPHINS 2023 ROOKIE CLASS

ACTIVE ROSTER

Rd 3 // Pick 84



De'Von
ACHANE

Texas A&M // RB
5-8 // 188

Undrafted Free Agent



Chris
BROOKS

BYU // RB
6-1 // 223

Undrafted Free Agent



Julian
HILL

Campbell // TE
6-4 // 251

Undrafted Free Agent



Brandon
PILI

USC // DT
6-3 // 319

Rd 2 // Pick 51



Cam
SMITH

South Carolina // CB
6-1 // 180

PRACTICE SQUAD

Undrafted Free Agent



Ethan
BONNER

Stanford // CB
6-1 // 186

Undrafted Free Agent



James
TUNSTALL

Cincinnati // T
6-7 // 310

Undrafted Free Agent



Alama
ULUAFE

San Diego State // OL
6-2 // 308



DOLPHINS RADIO NETWORK



iHeart
RADIO



iHeartMedia Miami signed a new multi-year deal to become the Miami Dolphins flagship radio broadcast partner beginning in 2023. Live gameday broadcasts air on BIG 105.9 FM (WBGG) and Fox Sports 940 AM (WINZ) in the Miami-Ft. Lauderdale market and several other markets throughout the state.

BIG 105.9 FM (WBGG) and Fox Sports 940 AM (WINZ) carry all Miami Dolphins football game broadcasts and play-by-play coverage as well as a pregame show, postgame show and weekly radio show featuring exclusive interviews with Dolphins' personnel and guests from around the league. All shows will be available on the stations' websites and the iHeartRadio app, and the game broadcasts can also be heard on Dolphins.com.

The Dolphins game broadcasts will feature familiar voices, with former Dolphins wide receiver Jimmy Cefalo handling play-by-play duties, former Dolphins tight end Joe Rose providing color commentary and former Dolphins linebacker Kim Bokamper giving analysis and updates from the sidelines.



JIMMY CEFALO



JOE ROSE

TU 94.9 (WZTU) is the Dolphins official Spanish radio broadcast partner for all preseason, regular season and playoff games, with Roly Martin handling the play-by-play and Eduardo Martell providing the game analysis. The tandem has called Dolphins games together since 2018. The station also airs a pregame show and postgame show featuring interviews with guests from around the league.



KIM BOKAMPER



Roly Martin (L) and Eduardo Martell (R)

2023 MIAMI DOLPHINS RADIO NETWORKS

LOCATION	NETWORK	LOCATION	NETWORK
Fort Lauderdale	WINZ 940 AM	Miami	WBGG 105.9 FM
Fort Lauderdale	WBGG 105.9 FM	Miami	WTZU 94.9 FM (Spanish)
Fort Lauderdale	WTZU 94.9 FM (Spanish)	Port St. Lucie	WAWW 92.7 FM
Fort Myers	WFSX 92.5 AM	Port St. Lucie	WCZR 101.7 FM
Fort Myers	WFSX 105.9 FM	West Palm Beach	ESPN 106.3 FM
Key West	WAVK 97.7 FM	West Palm Beach	WEFL 760 AM (Spanish)
Miami	WINZ 940 AM		



BAPTIST HEALTH TRAINING COMPLEX



The state-of-the-art Baptist Health Training Complex opened in 2021 and houses the Miami Dolphins football operations. Completed by Moss Construction with interior design by Rockwell Group and architecture by ROSSETTI, the best-in-class venue was meticulously planned to create a contemporary, welcoming training environment for coaches, players, and staff.

Located in Miami Gardens, the 217,200 square foot complex (125,000 sq. foot training facility and 92,200 sq. foot indoor field) features:

- Outdoor practice area with two full natural grass field and full indoor practice facility
- Two-story weight room with a cardio deck
- Locker Rooms and a Players Lounge with multiple lounge areas and a barber shop
- A state-of-the-art hydrotherapy area
- Dedicated recovery area including cryotherapy and isolation tanks
- Athletic training room with expansive rehabilitation space
- A dining hall and fuel bar
- Shaded spectator seating holding up to 2,200 people
- Lush landscaping, including close to 16,000 flowers and shrubs, 210 palms and 128 total trees

The Baptist Health Training Complex is equipped with state-of-the-art technology and football systems. The audio-visual systems in the auditorium, position classrooms, conference rooms, weight room, field house, and outdoor fields were designed and built by industry leading integrator Diversified. 8K Solutions designed and integrated a fully robotic camera system for acquiring practice video and two immersive walls for interactive team and individual training. The facility also features Verizon 5G Ultra Wideband and an Extreme Networks Wi-Fi 6 deployment throughout.

In 2023, the Miami Dolphins in partnership with Baptist Health unveiled the new Baptist Health Orthopedic Complex adjacent to the Baptist Health Training Complex. The two-story, 17,000 square foot facility provides the Miami Gardens community and Miami Dolphins players and coaches with first-in-class medical services including Orthopedics, Sports Medicine and Physical Therapy services.

The partnership with Baptist Health was an extension of a decades-long relationship with the Miami Dolphins, with the entity serving as the Official Medical Team of the Miami Dolphins as well as the Official Wellness and Sports Medicine Provider of the Miami Dolphins and the Training Complex. Baptist Health also is a proud partner of the Miami Dolphins Foundation working together on a series of initiatives around the health and safety of South Florida students, coaches, and parents to grow youth football participation in South Florida.





HARD ROCK STADIUM

A Global Entertainment Destination




HISTORY & TRADITION

Hard Rock Stadium is a global entertainment destination that serves as home to the Miami Dolphins, the Formula 1® Crypto.com Miami Grand Prix, the Miami Open presented by Itaú, University of Miami college football, the Capital One Orange Bowl game, Rolling Loud, Jazz in the Gardens, major concerts, boxing, international soccer and is a host of world-class events. The multi-purpose, open-air complex completed a multi-year renovation fine-tuned to enhance the fan experience and transforming the venue to an epicenter of culture, innovation and spectacle. The stadium has hosted six Super Bowls (XXIII, XXIX, XXXIII, XLI, XLIV and LIV), the 2010 NFL Pro Bowl, four BCS National Championship Games (2001, 2005, 2009 and 2013) and one College Football Playoff National Championship game (2021).

DESIGN

Hard Rock Stadium is a global entertainment destination that recently completed a \$755 million, multi-year renovation privately funded by Managing General Partner & Chairman of the Board Stephen Ross to transform the iconic venue into the best Miami has to offer in world-class fare, art, culture and an elevated guest experience. Every aspect of the facility was touched during the renovation. New seating experiences were introduced within the bowl as well as five new premium clubs. The renovation brought four high-definition video boards and the installation of a state-of-the-art canopy that keeps as many as 91 percent of guests in the shade. Remodeled, modernized suites throughout the stadium offer a more intimate club space with improved amenities and food, as well as the addition of theatre boxes and four new corner clubs. The venue boasts remodeled suites with improved amenities and food as well as new landscaping bringing nearly 58,000 new trees and shrubs to the exterior of the stadium.





ART

Hard Rock Stadium partnered with Goldman Global Arts (GGA) for one of the world's largest indoor street art galleries. Stephen Ross, inspired by the murals that adorn Wynwood Arts District, tapped GGA for the curation of 19 murals by 18 artists from 10 different countries to transform the facility into a vibrant, monumental public art experience. The landmark #ArtUnexpected project looks to create an artistic legacy and cement Hard Rock Stadium as an iconic, world-class venue that reflects Miami's cultural significance in music, sports, entertainment and the arts.

SUSTAINABILITY

Hard Rock Stadium phased out 99.4% of single-use plastics, including for Super Bowl LIV. On December 22, 2019 the venue was the NFL's first to feature 20oz sustainable draft cups by Ball Corporation, eliminating more than 500,000 plastic cups annually. This will eliminate more than 2.8 million pieces of plastic annually including more than 600,000 plastic bottles. The effort is in collaboration with partners Sodexo Live! and PepsiCo.

The venue sustains a high diverted waste percentage annually through innovative sustainability efforts. This includes bio digesters and composting through liquid food digesters. Furthermore, kitchen oil is recovered into bio fuel, creating renewable energy. The facility sources products from local farms and donates its excess food to local missions. Additionally, the stadium has a no plastic straw policy, waterless urinals and touchless sensor faucets, sorting and recycling as well as energy efficient LED lighting, and a reduction on paper from mobile tickets and payments. Hard Rock Stadium is a proud member of the Green Sports Alliance.



TECHNOLOGY

Hard Rock Stadium maintains a commitment to providing its guests with the most innovative technology. With the recent 5G Ultra Wideband installation in partnership with Verizon, Hard Rock Stadium sits at the forefront of technological advancements and strives to make each experience for its guests as seamless and user-friendly as possible.

WORLD-CLASS FARE

Hard Rock Stadium embarked on a journey of listening to guests and asking what they prefer for their palate on game day. Years later, this commitment to bring fresh, diverse flavor to guests remains strong. An emphasis is placed on innovative, local cuisine, and together with hospitality provider Sodexo Live! the venue curates an unparalleled food and beverage experience throughout the facility to all guests.





MIAMI DOLPHINS IN THE COMMUNITY

The Miami Dolphins are committed to leveraging the power of sports and entertainment to inspire a healthier, more educated and united South Florida community. Together our players, cheerleaders, alumni, staff and partners are dedicated to being difference-makers in our community.



DOLPHINS CHALLENGE CANCER

Founded in 2010 as the signature initiative of the Miami Dolphins Foundation's health impact area, the Dolphins Challenge Cancer has contributed more than \$64 million for cancer research at Sylvester Comprehensive Cancer Center. In continuation of the \$75 million gift commitment made in 2020, the DCC XIV is scheduled for Feb. 24, 2024, and will feature a cycling, run and walk event. The DCC stands as the largest fundraising event and represents the largest known philanthropic pledge in the NFL.



FOOTBALL UNITES™ presented by Baptist Health

Miami Dolphins Football UNITES™ presented by Baptist Health strives to connect the intersections of the community to create a more inclusive South Florida.

With a network of community partners and allies, Football UNITES™ presented by Baptist Health works as a collective to focus on improving relationships, fostering understanding and experiencing culture in ways that will ignite positive change. Partner organizations value inclusivity and believe in the power of diversity while representing the following categories:

- Education and Mentorship
- Health and Wellness
- Culture and Religion
- Human Services
- Law Enforcement and Public Safety
- Military and Veterans Services
- Social Justice and Empowerment



MIAMI DOLPHINS IN THE COMMUNITY



JUNIOR DOLPHINS

The Junior Dolphins program encourages youth players and coaches to teach, learn and play football in a fun and safe environment. As stewards of the game, Junior Dolphins strives to grow participation in the game, impact the football community and build the next generation of Dolphins fans. Through strong community partnerships and strategic resource distribution, all aspects of the Junior Dolphins program work to emphasize character building to increase the overall experience in youth football.



SALUTE TO SERVICE

The Miami Dolphins are committed to better serving our nation's veterans, active duty service members and their families. Through year-round programming which is tied to the Dolphins' community mission and aligns with the NFL's Salute to Service platform and its partners, these efforts assist veterans transition to civilian life by facilitating events focused on uniting and appreciating.



NAT MOORE SCHOLARSHIP & GRANT ENDOWMENT PROGRAM

The Nat Moore Endowment program's mission is to provide the youth of Miami-Dade, Broward, Palm Beach and Monroe counties with the financial resources needed to pursue avenues of education and training for employment readiness. In its sixth year under the Miami Dolphins Foundation, both the scholarship and the vocational grant are designed to bolster efforts in bridging the gap between receiving financial assistance and obtaining a degree or vocational diploma. Since its inception, the Nat Moore Scholarship & Grant Endowment Program has awarded over \$2M to more than 150 students in South Florida.



MIAMI DOLPHINS IN THE COMMUNITY



DOLPHINS CHALLENGE CANCER ANNOUNCES OPEN REGISTRATION AND NEW RIDE DISTANCES FOR DCC XIV IN SUPPORT OF INNOVATIVE CANCER RESEARCH AT SYLVESTER

DCC XIV Follows Record-Breaking Year, with Historic 5.6K Participants and \$10.5M Raised for DCC XIII, Bringing the Event's 13-Year Total to \$64M

The Miami Dolphins announced open registration for Dolphins Challenge Cancer XIV (DCC XIV) on Tuesday, Aug. 1. The signature event, scheduled to take place on Saturday, February 24, 2024, marks the 14th edition of the organization's commitment and support of funding innovative cancer research at Sylvester Comprehensive Cancer Center, a part of UHealth – the University of Miami Health System.

This past February, DCC XIII united a record-breaking 5,641 participants raising more than \$10.5M under a “one team, one fight” mentality to challenge cancer and unite the South Florida community. Following a \$75M commitment to Sylvester in November 2020, the largest known philanthropic pledge in the NFL, the DCC's 13-year total contribution now stands at \$64M which funds the advancement of cancer care through breakthrough science, leading-edge technology and personalized patient care. With 100 percent of participant raised funds donated to Sylvester, the DCC's contributions have gone on to directly impact the South Florida community.

“This year is a memorable one for us here at the Miami Dolphins, as we saw the community and our partners come together for the unified purpose of raising yet another record-breaking contribution of over \$10.5M in the fight against cancer. These funds are going directly into the South Florida community through Sylvester's efforts to thrive as a lifesaving cancer center,” Miami Dolphins Challenge Cancer Executive Director Javier Sanchez said. “Reflecting on the success of this past year, we are excited to see what we are able to accomplish for DCC XIV at Hard Rock Stadium on February 24, 2024.”

“We are incredibly fortunate to have a best-in-class organization like the Miami Dolphins as our partner in finding new cures for cancer,” said Stephen D. Nimer, M.D., Director of Sylvester Comprehensive Cancer Center and holder of the Oscar de la Renta Endowed Chair in Cancer Research. “Their support of the local South Florida community and the many dedicated physicians and cancer researchers who work at Sylvester, through the Dolphins Challenge Cancer is unequalled. Every dollar of the millions of dollars raised each year at the DCC allows us to hire more world class doctors, to fund more innovative cancer research and to provide more prevention and life-saving care to our patients and the community. We all look forward to continuing to challenge cancer at DCC XIV on February 24, 2024.”

This year, the DCC will bring a fresh take to its previous bike rides with new ride distances, named in honor of Miami Dolphins players in the Pro Football Hall of Fame. This includes the 13-mile Dan Marino ride presented by Aetna, the 39-mile Larry Csonka ride, the 54-mile Zach Thomas ride and the 99-mile Jason Taylor ride.



MIAMI DOLPHINS IN THE COMMUNITY

Leading into preparations to host the organization's 14th edition of the prominent community event, Miami Dolphins LB Jaelan Phillips and Elizabeth Jenkins, wife of the late Jason Jenkins, Miami Dolphins Senior Vice President of Communications & Community Affairs, will continue to serve as the Board of Directors Chairs for the second consecutive year.

The continued success of DCC XIV would not be possible without the efforts of many organizations and partners – most notably nine individuals including Tom Garfinkel of Team Miami Dolphins, Stuart Miller, Eric Feder, Jonathan Jaffe, and Rick Beckwitt of Team Lennar Corporation, Dr. Stephen Nimer and Bippy Siegal of the University of Miami's Team Hurricanes: Sylvester Comprehensive Cancer Center, Adam Carlin of Team Hurricanes: Sylvester Board of Governors, and Jose Dans of Team WOW MKTG, which individually supported DCC XIII by raising more than \$100K.

Dolphins Challenge Cancer was founded in 2010 by the Miami Dolphins organization as the signature initiative of the Foundation's health impact area and has become the largest fundraising event in the NFL. The DCC's purpose is to improve people's lives through financial support for innovative cancer research at Sylvester. Ranked among the top 50 of U.S. News & World Report's Best Hospitals in 2022, Sylvester is South Florida's only National Cancer Institute (NCI) designated cancer center. For more information, visit www.DolphinsChallengeCancer.com.



MIAMI DOLPHINS FOOTBALL UNITES™ CULTURAL TOURS PRESENTED BY BAPTIST HEALTH HIGHLIGHTS CULTURE AND HISTORY OF SOUTH FLORIDA

This summer, the Miami Dolphins in collaboration with HistoryMiami Museum and the Greater Miami Convention & Visitors Bureau (GMCVB) hosted its fifth series of the Football UNITES™ Cultural Tours presented by Baptist Health.

The four tours worked to engage Miami Dolphins players and staff with diverse community groups throughout the off-season. Participants were immersed in an exploration of Miami Dade and Palm Beach County's history in an effort to create cultural experiences and understanding of its history and development. Since its inception in 2018, the Miami Dolphins Football UNITES™ program has hosted more than 20 cultural tours throughout South Florida.

The series kicked off in South Miami Dade on Wednesday, June 14, where Miami Dolphins LB Bradley Chubb joined Football UNITES™ community partners, Anti-Defamation League (ADL), Asian Advisory Board, Big Brothers Big Sisters Dade, Lotus House and Special Olympics of Florida, in a guided tour of the Patch of Heaven Sanctuary highlighting the historic Silver Palm District and its impact on local conservation and reforestation initiatives. Participants also took part in a guided meditation at the Wat Buddhārāngsi Buddhist Temple in Homestead, Fla.



MIAMI DOLPHINS IN THE COMMUNITY

This was followed by a visit to West Palm Beach on the Brightline on Wednesday, July 12. Miami Dolphins staff joined by the 5000 Role Models of Excellence Project, Breakthrough Miami, the Jason Taylor Foundation Flo'Writers and Teen Talks participated in a tour of the Richard and Pat Johnson Palm Beach County History Museum highlighting a group of 26 artists who painted Florida's landscapes during and after the era of segregation called the Florida Highwaymen. Participants later enjoyed a live painting demonstration by a Florida Highwayman, Robert L. Lewis.

Later that month, Miami Dolphins CB Kader Kohou and WR Braylon Sanders joined students of the Miami Dolphins summer internship program and Football UNITES™ community partners North Miami Beach Police Athletic League (PAL) and North Miami PAL on a private tour of HistoryMiami Museum's newest exhibit, Mythic Creatures: Dragons, Unicorns & Mermaids. Participants learned about mythical creatures and its cultural traces back to Asia, Europe and the Americas.

The Dolphins concluded the series with an exploration of Miami's Historic Virginia Key Beach where participants learned about its storied past and its historic cultural significance to Miami's development during the civil rights movement on Wednesday, July 26. Football UNITES™ community partners that attended included Big Brothers Big Sisters Broward, the Dan Marino Foundation, Generational Cure and the Mexican American Council.

The Miami Dolphins Football UNITES™ presented by Baptist Health program strives to connect the intersections of the community to create a more inclusive South Florida. With a network of more than 50 community partners and allies, Football UNITES™ works as a collective to focus on improving relationships, fostering understanding and experiencing culture in way that ignites positive change.





NFL RIVALS ANNOUNCE NEW PARTNERSHIP WITH THE MIAMI DOLPHINS



To celebrate the kickoff of the 2023 NFL season, [NFL Rivals](#), the officially licensed video game of the National Football League (NFL) and the NFL Players Association (NFLPA), announced a new partnership with the Miami Dolphins.

The partnership, NFL Rivals' first with an NFL franchise, gives Rivals prominent in-stadium branding and sweepstake opportunities for fans to win VIP experiences at Miami Dolphins home games at Hard Rock Stadium throughout the season. This initiative is part of Rivals' effort to reach fans in major markets as the NFL season kicks off.

"We're thrilled to work with the Miami Dolphins organization, one of the NFL's most storied franchises," said John Linden, CEO at Mythical Games. "This partnership allows us to explore new fan engagements with their audience, in one of the world's technology and crypto hubs."

"We're excited to partner with NFL Rivals to bring new innovative ways to engage the Miami Dolphins fanbase with the team," said Miami Dolphins Vice President of Corporate Partnerships Katharine Bohlmann. "With the evolution of gaming, we understand the importance of embracing change and believe this is the perfect partnership that will allow us to capitalize on this new frontier and uniquely engage with our fans."

NFL Rivals is the first NFL-licensed mobile game incorporating digital ownership technology, with over two million downloads and over 15 million games played in its soft launch.

NFL Rivals is now available for download in the App Store and Google Play Store. Interested fans can also visit the [NFL Rivals website](#) for more information and to join the NFL Rivals Community.



PAYCOR ANNOUNCED AS THE OFFICIAL HUMAN RESOURCES & PAYROLL SOFTWARE PARTNER OF THE MIAMI DOLPHINS



Leading HCM provider and the Miami Dolphins embark on multi-year partnership to empower leaders to build winning teams

Paycor HCM, Inc. (“Paycor”) (Nasdaq: PYCR), a leading provider of human capital management (HCM) software, announced its new partnership with the Miami Dolphins and Hard Rock Stadium as the organization’s official human resources (HR) and payroll provider.

“We are elated to partner with Paycor to bring their innovative human resources and payroll solutions to our organization,” said Miami Dolphins and Hard Rock Stadiums Senior Vice President and Chief Financial Officer Chris Clements. “We look forward to integrating our staff into the Paycor platform in order to optimize internal processes and create efficiencies that better serve our team, which ultimately allows us to better serve Dolphins fans and the South Florida community.”

Paycor’s technology will enable the Miami Dolphins to streamline workflows, enabling its leaders to spend more time on what matters—investing in employees, optimizing their performance and creating opportunities for continued professional development and growth. The full suite of tools will be accessible to the organization’s senior leadership team and the platform will be used daily by several hundred front-office employees. Paycor will also enable the organization to efficiently manage over 1,500 seasonal employees.

“In addition to supporting an iconic NFL team, our partnership with the Miami Dolphins is an impactful and strategic fit for our business, as we continue to solidify our place in the Miami market,” said Raul Villar, Jr., Chief Executive Officer of Paycor. “Both Paycor and the Miami Dolphins share a focused vision of empowering leaders by building winning teams, all while supporting the local community. We look forward to what we can accomplish together.”



ROSTER, DEPTH CHART & TRANSACTIONS



DEPTH CHART

OFFENSE

POS	NO	NAME	NO	NAME	NO	NAME	NO	NAME
WR	10	Tyreek Hill	0	Braxton Berrios	11	Cedrick Wilson Jr.		
LT	72	Terron Armstead	70	Kendall Lamm				
LG	74	Liam Eichenberg	77	Isaiah Wynn				
C	58	Connor Williams	66	Lester Cotton				
RG	68	Robert Hunt	66	Lester Cotton				
RT	73	Austin Jackson	71	Kion Smith				
TE	81	Durham Smythe	48	Tyler Kroft	89	Julian Hill		
FB	30	Alec Ingold						
RB	31	Raheem Mostert	26	Salvon Ahmed	28	De'Von Achane	33	Chris Brooks
QB	1	Tua Tagovailoa	14	Mike White	19	Skylar Thompson		
WR	17	Jaylen Waddle	85	River Cracraft	18	Erik Ezukanma		

DEFENSE

POS	NO	NAME	NO	NAME	NO	NAME	NO	NAME
DT	94	Christian Wilkins						
DT	98	Raekwon Davis	96	Brandon Pili				
DT	92	Zach Sieler						
LB	15	Jaelan Phillips	91	Emmanuel Ogbah				
LB	55	Jerome Baker	41	Channing Tindall				
LB	51	David Long Jr.	45	Duke Riley				
LB	2	Bradley Chubb	43	Andrew Van Ginkel				
CB	25	Xavien Howard	24	Cam Smith	49	Parry Nickerson	20	Justin Bethel
CB	4	Kader Kohou	33	Eli Apple	35	Kelvin Joseph		
S	8	Jevon Holland	32	Verone McKinley III	22	Elijah Campbell		
S	29	Brandon Jones	21	DeShon Elliott				

SPECIAL TEAMS

POS	NO	NAME	NO	NAME	NO	NAME	NO	NAME		
K	7	Jason Sanders								
P	16	Jake Bailey								
H	16	Jake Bailey								
LS	44	Blake Ferguson								
KR	0	Braxton Berrios	31	Raheem Mostert	28	De'Von Achane	26	Salvon Ahmed	17	Jaylen Waddle
PR	0	Braxton Berrios	11	Cedrick Wilson Jr.	85	River Cracraft	10	Tyreek Hill	17	Jaylen Waddle

* unofficial, as of Sept. 4, 2023



2023 MIAMI DOLPHINS TRANSACTIONS

*as of Sept. 4, 2023

DATE	POS.	PLAYER/COACH	TRANSACTION
Jan. 16	DT	Josiah Bronson	Signed reserve/future contract
Jan. 16	OL	Lester Cotton	Signed reserve/future contract
Jan. 16	CB	Tino Ellis	Signed reserve/future contract
Jan. 16	LB	Cameron Goode	Signed reserve/future contract
Jan. 16	WR	Braylon Sanders	Signed reserve/future contract
Jan. 16	T	Kion Smith	Signed reserve/future contract
Jan. 16	DT	Jaylen Twyman	Signed reserve/future contract
March 7	TE	Cethan Carter	Released
March 7	DB	Elijah Campbell	Placed Exclusive Rights Tender
March 10	RB	Salvon Ahmed	Re-signed
March 15	T	Kendall Lamm	Re-signed
March 15	RB	Raheem Mostert	Re-signed
March 15	TE	Hunter Long	Traded (LAR)
March 15	CB	Jalen Ramsey	Acquired via trade (LAR)
March 15	CB	Byron Jones	Released/Failed physical
March 15	WR	Freddie Swain	Acquired off waivers (Den.)
March 16	T	Geron Christian	Re-signed
March 16	RB	Myles Gaskin	Re-signed
March 16	LB	Duke Riley	Re-signed
March 16	RB	Jeff Wilson Jr.	Re-signed
March 16	QB	Mike White	Signed as UFA (NYJ)
March 17	P	Jake Bailey	Signed as FA
March 17	WR	Braxton Berrios	Signed as FA
March 17	S	DeShon Elliott	Signed as UFA (Det.)
March 17	OL	Dan Feeny	Signed as UFA (NYJ)
March 17	LB	David Long Jr.	Signed as UFA (Ten.)
March 17	TE	Eric Saubert	Signed as UFA (Den.)
March 17	WR	River Cracraft	Re-signed
March 17	FB	John Lovett	Re-signed
March 17	CB	Nik Needham	Re-signed
March 20	QB	Tua Tagovailoa	Team exercises fifth-year option
March 20	LB	Malik Reed	Signed as UFA (Pit.)
March 23	LB	Andrew Van Ginkel	Re-signed
March 24	CB	Justin Bethel	Re-signed
April 3	TE	Durham Smythe	Signed contract extension
April 17	WR	Robbie Chosen	Signed as FA
April 28	CB	Cam Smith	Selected in NFL Draft – D2, '23
April 28	RB	De'Von Achane	Selected in NFL Draft – D3, '23
April 29	TE	Elijah Higgins	Selected in NFL Draft – D6, '23
April 29	T	Ryan Hayes	Selected in NFL Draft – D7, '23
May 9	TE	Tyler Kroft	Signed as FA
May 12	LB	Mitchell Agude	Signed as undrafted college FA
May 12	QB	James Blackman	Signed as undrafted college FA
May 12	CB	Ethan Bonner	Signed as undrafted college FA
May 12	RB	Chris Brooks	Signed as undrafted college FA
May 12	DE	Randy Charlton	Signed as undrafted college FA
May 12	WR	Chris Coleman	Signed as undrafted college FA
May 12	WR	Daewood Davis	Signed as undrafted college FA

DATE	POS.	PLAYER/COACH	TRANSACTION
May 12	TE	Julian Hill	Signed as undrafted college FA
May 12	T	Jarrett Horst	Signed as undrafted college FA
May 12	OL	Alex Jensen	Signed as undrafted college FA
May 12	LB	Aubrey Miller II	Signed as undrafted college FA
May 12	DT	Anthony Montalvo	Signed as undrafted college FA
May 12	LB	Garrett Nelson	Signed as undrafted college FA
May 12	DT	Brandon Pili	Signed as undrafted college FA
May 12	OL	DJ Scaife	Signed as undrafted college FA
May 12	S	Keidron Smith	Signed as undrafted college FA
May 12	T	James Tunstall	Signed as undrafted college FA
May 12	P	Michael Turk	Signed as undrafted college FA
May 12	OL	Alama Uluave	Signed as undrafted college FA
May 12	LB	Zeke Vandenburgh	Signed as undrafted college FA
May 12	S	Bennett Williams	Signed as undrafted college FA
May 13	T	Jarrett Horst	Waived
May 13	OL	Alex Jensen	Waived
May 13	OL	DJ Scaife	Waived
May 15	T	Cedric Ogbuehi	Signed as FA
May 15	T	Isaiah Wynn	Signed as FA
May 16	CB	Bryce Thompson	Signed as FA
June 2	RB	De'Von Achane	Signed (D3, '23)
June 2	TE	Elijah Higgins	Signed (D6, '23)
June 2	T	Ryan Hayes	Signed (D7, '23)
July 5	CB	Cam Smith	Signed (D2, '23)
July 18	CB	Ethan Bonner	Placed on Active/Non-Football Injury List
July 18	LB	Zeke Vandenburgh	Placed on Injured Reserve
July 20	CB	Nik Needham	Placed on Active/Physically Unable to Perform List
July 25	T	Terron Armstead	Placed on Active/Physically Unable to Perform List
July 25	TE	Tanner Conner	Placed on Active/Physically Unable to Perform List
July 25	T	Isaiah Wynn	Placed on Active/Physically Unable to Perform List
July 25	CB	Ethan Bonner	Activated off Non-Football Injury List
July 30	CB	Eli Apple	Signed as FA
July 30	T	Isaiah Wynn	Activated off Physically Unable to Perform List
July 31	T	Terron Armstead	Activated off Physically Unable to Perform List
Aug. 2	P	Michael Turk	Waived
Aug. 2	S	Bennett Williams	Waived/Injured
Aug. 3	S	Myles Dorn	Signed as FA
Aug. 3	LB	Mike Rose	Signed as FA
Aug. 4	CB	Mark Gilbert	Signed as FA
Aug. 4	FB	John Lovett	Waived/Injured
Aug. 6	DT	Anthony Montalvo	Waived
Aug. 6	DT	Da'Shawn Hand	Signed as FA
Aug. 7	QB	James Blackman	Waived
Aug. 7	CB	Parry Nickerson	Signed as FA



2023 MIAMI DOLPHINS TRANSACTIONS

*as of Sept. 4, 2023

DATE	POS.	PLAYER/COACH	TRANSACTION	DATE	POS.	PLAYER/COACH	TRANSACTION
Aug. 13	WR	Keke Coutee	Signed as FA	Aug. 29	T	Ryan Hayes	Waived
Aug. 13	DB	Jamal Perry	Signed as FA	Aug. 29	TE	Elijah Higgins	Waived
Aug. 13	CB	Mark Gilbert	Waived/Injured	Aug. 29	WR	Braylon Sanders	Waived
Aug. 13	WR	Freddie Swain	Waived/Injured	Aug. 29	CB	Bryce Thompson	Waived
Aug. 21	QB	James Blackman	Signed as FA	Aug. 29	OL	Alama Uluave	Waived
Aug. 21	CB	Tino Ellis	Waived/Injured	Aug. 29	CB	Trill Williams	Waived
Aug. 22	TE	Tanner Conner	Activated off Physically Unable to Perform List	Aug. 29	OL	Dan Feeney	Traded (Chi.)
Aug. 24	S	Myles Dorn	Waived/Injured	Aug. 29	CB	Noah Igbinoehene	Traded (Dal.)
Aug. 24	LB	Mike Rose	Waived	Aug. 29	CB	Kelvin Joseph	Acquired via trade (Dal.)
Aug. 24	LB	A.J. Johnson	Signed as FA	Aug. 29	WR	Daewood Davis	Waived/Injury Settlement
Aug. 25	DT	Jamal Woods	Signed as FA	Aug. 29	CB	Nik Needham	Placed on Reserve/Physically Unable to Perform List
Aug. 27	DT	Zach Sieler	Signed contract extension	Aug. 30	CB	Ethan Bonner	Signed to practice squad
Aug. 28	T	Geron Christian	Released	Aug. 30	DE	Randy Charlton	Signed to practice squad
Aug. 28	WR	Keke Coutee	Released	Aug. 30	TE	Tanner Conner	Signed to practice squad
Aug. 28	LB	A.J. Johnson	Released	Aug. 30	LB	Cameron Goode	Signed to practice squad
Aug. 28	LB	Mitchell Agude	Waived	Aug. 30	DT	Da'Shawn Hand	Signed to practice squad
Aug. 28	QB	James Blackman	Waived	Aug. 30	LB	Alexander Johnson	Signed to practice squad
Aug. 28	DT	Josiah Bronson	Waived	Aug. 30	WR	Braylon Sanders	Signed to practice squad
Aug. 28	DE	Randy Charlton	Waived	Aug. 30	OL	Alama Uluave	Signed to practice squad
Aug. 28	WR	Chris Coleman	Waived	Aug. 31	OL	Robert Jones	Placed on Injured Reserve
Aug. 28	LB	Aubrey Miller II	Waived	Aug. 31	CB	Jalen Ramsey	Placed on Injured Reserve
Aug. 28	LB	Garrett Nelson	Waived	Aug. 31	RB	Jeff Wilson Jr.	Placed on Injured Reserve
Aug. 28	S	Keidron Smith	Waived	Aug. 31	CB	Justin Bethel	Signed as FA
Aug. 28	T	James Tunstall	Waived	Aug. 31	TE	Tyler Kroft	Signed as FA
Aug. 28	DT	Jaylen Twyman	Waived	Aug. 31	CB	Parry Nickerson	Signed as FA
Aug. 28	DT	Jamal Woods	Waived	Aug. 31	FB	Alec Ingold	Signed contract extension
Aug. 29	CB	Justin Bethel	Released	Aug. 31	TE	Nick Bowers	Signed to practice squad
Aug. 29	WR	Robbie Chosen	Released	Aug. 31	RB	Darrynton Evans	Signed to practice squad
Aug. 29	RB	Myles Gaskin	Released	Aug. 31	OL	Chasen Hines	Signed to practice squad
Aug. 29	DT	Da'Shawn Hand	Released	Aug. 31	S	Joshua Kalu	Signed to practice squad
Aug. 29	TE	Tyler Kroft	Released	Aug. 31	DT	Rashard Lawrence	Signed to practice squad
Aug. 29	CB	Parry Nickerson	Released	Aug. 31	T	James Tunstall	Signed to practice squad
Aug. 29	T	Cedric Ogbuehi	Released	Aug. 31	WR	Raleigh Webb	Signed to practice squad
Aug. 29	DB	Jamal Perry	Released	Aug. 31	DE	Chase Winovich	Signed to practice squad
Aug. 29	LB	Malik Reed	Released	Sept. 4	DE	Randy Charlton	Released from practice squad
Aug. 29	DB	Keion Crossen	Placed on Injured Reserve	Sept. 4	WR	Robbie Chosen	Signed to practice squad
Aug. 29	TE	Eric Saubert	Placed on Injured Reserve				
Aug. 29	CB	Ethan Bonner	Waived				
Aug. 29	TE	Tanner Conner	Waived				
Aug. 29	LB	Cameron Goode	Waived				



2023 MIAMI DOLPHINS NUMERICAL ROSTER

*as of Sept. 4, 2023

NO.	NAME	POS.	HT.	WT.	BIRTHDATE	EXP.	COLLEGE	HOMETOWN	HOW ACQ.
0	Braxton Berrios	WR	5-9	185	10/6/95	6	Miami (FL) '18	Raleigh, N.C.	FA, '23
1	Tua Tagovailoa	QB	6-1	227	3/2/98	4	Alabama '20	Ewa Beach, Hawaii	D1a, '20
2	Bradley Chubb	LB	6-4	268	6/24/96	6	NC State '18	Marietta, Ga.	T, '22 (Den.)
4	Kader Kohou	CB	5-10	193	11/28/98	2	TAMU-Commerce '22	Abidjan, Ivory Coast	FA, '22
7	Jason Sanders	K	5-11	195	11/16/95	6	New Mexico '18	Orange, Calif.	D7b, '18
8	Jevon Holland	S	6-1	210	3/3/00	3	Oregon '21	Goquiam, Canada	D2a, '21
10	Tyreek Hill	WR	5-10	191	3/1/94	8	West Alabama '16	Douglas, Ga.	T, '22 (KC)
11	Cedrick Wilson Jr.	WR	6-2	197	11/20/95	6	Boise State '18	Memphis, Tenn.	UFA, '22 (Dal.)
14	Mike White	QB	6-5	216	3/25/95	5	Western Kentucky '18	Pembroke Pines, Fla.	UFA, '23 (NYJ)
15	Jaelan Phillips	LB	6-5	263	5/28/99	3	Miami (FL) '21	Redlands, Calif.	D1b, '21
16	Jake Bailey	P	6-2	214	6/18/97	5	Stanford '19	Solana Beach, Calif.	FA, '23
17	Jaylen Waddle	WR	5-10	185	11/25/98	3	Alabama '21	Houston, Texas	D1a, '21
18	Erik Ezukanma	WR	6-2	206	1/25/00	2	Texas Tech '22	Fort Worth, Texas	D4, '22
19	Skylar Thompson	QB	6-2	219	6/4/97	2	Kansas State '22	Independence, Mo.	D7b, '22
20	Justin Bethel	CB	6-0	195	6/17/90	12	Presbyterian '12	Blythehood, S.C.	FA, '22
21	DeShon Elliott	S	6-1	210	4/21/97	6	Texas '18	Rockwall, Texas	UFA, '23 (Det.)
22	Eljah Campbell	DB	5-11	200	8/24/95	4	Northern Iowa '18	St. Paul, Minn.	Wai, '21 (NYJ)
24	Cam Smith	CB	6-1	180	12/21/00	R	South Carolina '23	Blythehood, S.C.	D2, '23
25	Xavien Howard	CB	6-1	203	7/4/93	8	Baylor '16	Houston, Texas	D2, '16
26	Salvon Ahmed	RB	5-11	197	12/29/98	4	Washington '20	Kirkland, Wash.	Wai, '20 (SF)
28	De'Von Achane	RB	5-9	188	10/13/01	R	Texas A&M '23	Missouri City, Texas	D3, '23
29	Brandon Jones	LB	6-1	190	4/2/98	4	Texas '20	Nacogdoches, Texas	D3, '20
30	Alec Ingold	FB	6-1	232	7/19/96	5	Wisconsin '19	Greenville, S.C.	FA, '22
31	Raheem Mostert	R	5-10	205	4/9/92	9	Purdue '15	New Smyrna Beach, Fla.	UFA, '22 (SF)
32	Verone McKinley III	S	5-10	190	6/29/99	2	Oregon '22	Carrollton, Texas	FA, '22
33	Eli Apple	CB	6-1	203	8/9/95	8	Ohio State '16	Voorhees, N.J.	FA, '23
33	Chris Brooks	RB	6-1	223	1/11/00	R	BYU '23	Oceanside, Calif.	FA, '23
35	Kelvin Joseph	CB	6-1	192	11/11/99	3	Kentucky '21	Baton Rouge, La.	T, '23 (Dal.)
41	Channing Tindall	LB	6-2	236	3/28/00	2	Georgia '22	Columbia, S.C.	D3, '22
43	Andrew Van Ginkel	LB	6-4	242	7/11/95	5	Wisconsin '19	Rock Valley, Iowa	D5, '19
44	Blake Ferguson	LS	6-3	240	4/21/97	7	LSU '20	Smyrna, Ga.	D6, '20
45	Duke Riley	LB	6-1	227	8/9/94	7	LSU '17	Buras, La.	UFA, '21 (Phi.)
48	Tyler Kroft	TE	6-6	252	10/15/92	9	Rutgers '15	Downingtown, Pa.	FA, '23
49	Parry Nickerson	CB	5-10	179	10/11/94	5	Tulane '18	Algiers, La.	UFA, '23 (Ten.)
51	David Long Jr.	LB	5-11	227	10/12/96	5	West Virginia '19	Cincinnati, Ohio	FA, '23 (Ten.)
55	Jerome Baker	LB	6-2	225	12/25/96	6	Ohio State '18	Cleveland, Ohio	D3, '18
59	Connor Williams	OL	6-5	312	5/12/97	6	Texas '18	Coppell, Texas	UFA, '22 (Dal.)
64	Lester Cotton	OL	6-3	283	2/19/95	4	LSU '19	Tuscaloosa, Ala.	D4a, '18
68	Robert Hunt	OL	6-6	330	8/25/96	4	Louisiana-Lafayette '20	Burkeville, Texas	D2a, '20
70	Kendall Lamm	T	6-5	308	6/5/92	8	Appalachian St. '15	Charlotte, N.C.	FA, '22
71	John Smith	T	6-5	306	10/7/98	1	Fayetteville St. '21	Lumberton, N.C.	FA, '21
72	Terron Armstead	T	6-5	305	7/23/91	11	Arkansas Pine-Bluff '11	Cahokia, Ill.	UFA, '22 (NO)
73	Austin Jackson	OL	6-5	320	8/11/99	4	USC '20	Phoenix, Ariz.	D1b, '20
74	Liam Eichenberg	OL	6-6	306	1/19/98	3	Notre Dame '21	Cleveland, Ohio	D2b, '21
81	Isiah Wynn	T	6-2	310	1/29/95	6	Georgia '18	St. Petersburg, Fla.	FA, '23
81	Durham Smythe	TE	6-6	246	8/9/95	6	Notre Dame '18	Belton, Texas	D4a, '18
85	River Cracraft	WR	6-0	198	11/1/94	5	Washington St. '17	Rancho Santa Margarita, Calif.	FA, '22
89	Julian Hill	TE	6-4	251	7/9/00	R	Campbell '23	Fayetteville, N.C.	FA, '23
91	Emmanuel Ogbah	DE	6-4	275	11/6/93	8	Oklahoma State '18	Houston, Texas	UFA, '20 (KC)
92	Zach Sieler	DT	6-6	300	9/7/95	6	Ferris State '18	Pinkney, Mich.	Wai, '19 (Bal.)
94	Christian Wilkins	DT	6-4	310	12/20/95	5	Clemson '19	Springfield, Mass.	DT, '19
96	Brandon Pili	DT	6-3	319	4/2/99	R	USC '23	Anchorage, Alaska	FA, '23
98	Raekwon Davis	DT	6-7	325	6/10/97	4	Alabama '20	Meridian, Miss.	D2b, '20
PRACTICE SQUAD									
3	Robbie Chosen	WR	6-3	185	5/9/93	8	Temple '16	Fort Lauderdale, Fla.	FA, '23
37	Darrynton Evans	RB	5-10	203	7/9/98	4	Appalachian State '20	Oak Hill, Fla.	FA, '23
38	Ethan Bonner	CB	6-1	186	10/23/99	R	Stanford '23	The Woodlands, Texas	FA, '23
42	Joshua Kallu	S	6-0	203	8/28/95	6	Nebraska '18	Houston, Texas	FA, '23
50	Michael Von Steuber	OL	6-3	251	4/19/95	4	Michigan '19	Jefferson Hills, Pa.	FA, '23
53	Cameron Goode	LB	6-3	245	4/15/98	1	California '22	Spring, Texas	D7a, '22
59	Alexander Johnson	LB	6-2	255	12/24/91	6	Tennessee '18	Gainesville, Ga.	FA, '23
62	Alama Uluaev	OL	6-2	308	6/23/99	R	San Diego State '23	Laie, Hawaii	FA, '23
63	Chasen Hines	OL	6-3	320	4/3/00	2	LSU '22	Marshall, Texas	FA, '23
79	James Tunstall	T	6-7	310	10/29/99	R	Cincinnati '23	Indian Head, Md.	FA, '23
80	Tanner Conner	TE	6-3	232	3/20/98	2	Idaho State '22	Kent, Wash.	FA, '22
83	Raleigh Webb	WR	6-2	212	12/28/97	2	The Citadel '22	Akron, Ga.	FA, '23
86	Brayton Sanders	WR	6-1	190	1/21/99	1	Mississippi '22	Hogansville, Ga.	FA, '23
88	Nick Bowers	TE	6-4	260	5/26/96	2	Penn State '20	Kittanning, Pa.	FA, '23
93	Da'Shawn Hand	DT	6-3	297	11/14/95	6	Alabama '18	Woodbridge, Va.	FA, '23
97	Rashard Lawrence	DT	6-2	308	8/27/98	4	LSU '20	Monroe, La.	FA, '23
RESERVE/PHYSICALLY UNABLE TO PERFORM									
40	Nik Needham	CB	6-1	196	11/4/96	5	UTEP '19	Buena Park, Calif.	FA, '19
RESERVE/INJURED									
5	Jalen Ramsey	CB	6-1	208	10/24/94	8	Florida State '16	Smyrna, Tenn.	T, '23 (LAR)
23	Jeff Wilson Jr.	RB	6-0	210	11/16/95	6	North Texas '18	Elkhart, Texas	T, '22 (SF)
27	Keion Crossen	DB	5-10	190	4/17/96	6	Western Carolina '18	Garysburg, N.C.	UFA, '22 (NYG)
57	Zeke Vandenburgh	LB	6-4	232	1/18/99	R	Illinois State '23	Freeport, Ill.	FA, '23
57	Robert Jones	OL	6-3	325	1/28/92	3	Michigan Tennessee St. '21	Chicago, Ill.	FA, '23
82	Eric Saubert	TE	6-5	248	5/9/94	7	Drake '17	Hoffman Estates, Ill.	UFA, '23 (Den.)



2023 MIAMI DOLPHINS ALPHABETICAL ROSTER

*as of Sept. 4, 2023

NO.	NAME	POS.	HT.	WT.	BIRTHDATE	EXP.	COLLEGE	HOMETOWN	HOW ACCO.
26	Achane, De'Von	RB	5-9	188	10/13/01	R	Texas A&M '23	Missouri City, Texas	D3, '23
28	Ahmed, Salvon	RB	5-11	197	12/29/98	4	Washington '20	Kirkland, Wash.	WaI., '20 (SF)
33	Apple, Eli	CB	6-1	203	8/9/95	8	Ohio State '16	Voorhees, N.J.	FA, '23
72	Armstead, Terron	T	6-5	305	7/23/91	11	Arkansas Pine-Bluff '13	Cahokia, Ill.	UFA, '22 (NO)
16	Bailey, Jake	P	6-2	214	6/18/97	5	Stanford '19	Solana Beach, Calif.	FA, '23
55	Baker, Jerome	LB	6-2	225	12/25/96	6	Ohio State '18	Cleveland, Ohio	D3, '18
0	Berrios, Braxton	WR	5-9	185	10/6/95	6	Miami (FL) '18	Raleigh, N.C.	FA, '23
20	Bethel, Justin	CB	6-0	195	6/17/90	12	Presbyterian '12	Blythewood, S.C.	FA, '22
33	Brooks, Chris	RB	6-1	223	1/11/00	R	BYU '23	OceanSide, Calif.	FA, '23
22	Campbell, Elijah	DB	5-11	200	8/24/95	4	Northern Iowa '18	St. Paul, Minn.	WaI., '21 (NYJ)
2	Chubb, Bradley	LB	6-4	268	6/24/96	6	NC State '18	Marietta, Ga.	T, '22 (Den.)
66	Cotton, Lester	OL	6-4	330	2/20/96	4	Alabama '19	Tuscaloosa, Ala.	FA, '22
85	Cracraft, River	WR	6-0	198	11/1/94	5	Washington St. '17	Rancho Santa Margarita, Calif.	FA, '22
98	Davis, Raekwon	DT	6-7	325	6/10/97	4	Alabama '20	Meridian, Miss.	D2B, '20
74	Eichenberg, Liam	OL	6-6	306	1/19/98	3	Notre Dame '21	Cleveland, Ohio	D2B, '21
21	Elliott, DeShon	S	6-1	210	4/21/97	6	Texas '18	Rockwall, Texas	UFA, '23 (Det.)
18	Ezukanma, Erik	WR	6-2	206	1/25/00	2	Texas Tech '22	Fort Worth, Texas	D4, '22
44	Ferguson, Blake	LS	6-3	240	4/21/97	4	LSU '20	Smryna, Ga.	D6, '20
89	Hill, Julian	TE	6-4	251	7/9/00	R	Campbell '23	Fayetteville, N.C.	FA, '23
10	Hill, Tyreek	WR	5-10	191	3/1/94	8	West Alabama '16	Douglas, Ga.	T, '22 (KC)
8	Holland, Jevon	S	6-1	210	3/3/00	3	Oregon '21	Coquitlam, Canada	D2a, '21
25	Howard, Kavien	CB	6-1	203	7/19/93	8	Baylor '16	Houston, Texas	D2, '16
68	Holt, Robert	OL	6-6	330	8/25/96	6	Louisiana Lafayette '20	Burkeville, Texas	D2B, '20
30	Ingold, Alec	FB	6-1	232	7/9/96	5	Wisconsin '19	Green Bay, Wis.	FA, '22
73	Jackson, Austin	OL	6-5	320	8/11/99	4	USC '20	Phoenix, Ariz.	D1B, '20
29	Jones, Brandon	S	6-1	190	4/2/98	4	Texas '20	Nacogdoches, Texas	D3, '20
35	Joseph, Kelvin	CB	6-1	192	11/1/99	3	Kentucky '21	Baton Rouge, La.	T, '23 (Dal.)
4	Kohou, Kader	CB	5-10	193	11/28/98	2	TAMU-Commerce '22	Abidjan, Ivory Coast	FA, '22
48	Kroft, Tyler	TE	6-6	252	10/15/92	9	Rutgers '15	Downtownton, Pa.	FA, '23
70	Lamm, Kendall	DT	6-5	308	6/5/92	8	Appalachian St. '15	Charlotte, N.C.	FA, '22
51	Long Jr., David	LB	5-11	227	10/12/96	5	West Virginia '19	Cincinnati, Ohio	UFA, '23 (Ten.)
32	McKinley III, Verone	S	5-10	190	6/29/99	2	Oregon '22	Carrollton, Texas	FA, '22
31	Mostert, Raheem	RB	5-10	205	4/9/92	9	Purdue '15	New Smyrna Beach, Fla.	UFA, '22 (SF)
49	Nickerson, Parry	CB	5-10	179	10/11/94	5	Tulane '18	Algiers, La.	FA, '23
91	Ogbah, Emmanuel	DE	6-4	275	11/6/93	8	Oklahoma State '16	Houston, Texas	UFA, '20 (KC)
15	Phillips, Jaelan	LB	6-5	263	5/28/99	3	Miami (FL) '21	Redlands, Calif.	D1B, '21
96	Pili, Brandon	DT	6-3	319	4/2/99	R	USC '23	Anchorage, Alaska	FA, '23
45	Riley, Duke	LB	6-1	227	8/9/94	6	LSU '22	Buras, La.	UFA, '21 (Phi.)
7	Sanders, Jason	K	5-11	195	11/6/95	6	New Mexico '18	Orange, Calif.	D7B, '18
92	Sieler, Zach	DT	6-6	300	9/7/95	6	Ferris State '18	Pinckney, Mich.	WaI., '19 (Bal.)
24	Smith, Cam	CB	6-1	180	12/21/00	R	South Carolina '23	Blythewood, S.C.	D2, '23
71	Smith, Kion	T	6-5	306	10/7/98	1	Fayetteville St. '21	Lumberton, N.C.	FA, '21
81	Smythe, Durham	TE	6-6	246	8/9/95	6	Notre Dame '18	Belton, Texas	D4a, '18
1	Tagovailoa, Tua	QB	6-1	227	3/2/98	4	Alabama '20	Ewa Beach, Hawaii	D1a, '20
19	Thompson, Skylar	QB	6-2	219	6/4/97	2	Kansas State '22	Independence, Mo.	D7B, '22
41	Tindall, Channing	RB	6-2	236	3/28/00	2	Georgia '22	Columbia, S.C.	D3, '22
43	Van Ginkel, Andrew	LB	6-4	242	7/1/95	5	Wisconsin '19	Rock Valley, Iowa	D5, '19
17	Waddle, Jaylen	WR	5-10	185	11/25/98	3	Alabama '21	Houston, Texas	D1a, '21
14	White, Mike	QB	6-5	216	3/25/95	5	Western Kentucky '18	Pembroke Pines, Fla.	UFA, '23 (NYJ)
94	Williams, Christian	DT	6-4	310	12/20/95	5	Clemson '19	Springfield, Mass.	D1, '19
58	Williams, Connor	OL	6-5	312	5/12/97	6	Texas '18	Coppell, Texas	UFA, '22 (Dal.)
11	Wilson Jr., Cedrick	WR	6-2	197	11/20/95	6	Boise State '18	Memphis, Tenn.	UFA, '22 (Dal.)
77	Wynn, Isaiah	T	6-2	310	12/9/95	6	Georgia '18	St. Petersburg, Fla.	FA, '23
PRACTICE SQUAD									
38	Bonner, Ethan	CB	6-1	186	10/23/99	R	Stanford '23	The Woodlands, Texas	FA, '23
88	Bowers, Nick	TE	6-4	260	5/26/96	2	Penn State '20	Kittanning, Pa.	FA, '23
3	Chosen, Robbie	WR	6-3	185	5/9/93	8	Temple '16	Fort Lauderdale, Fla.	FA, '23
80	Conner, Tanner	TE	6-3	232	3/20/98	2	Idaho State '22	Kent, Wash.	FA, '22
37	Evans, Darynton	RB	5-10	203	3/29/98	4	Appalachian St. '20	Oak Hill, Fla.	UFA, '22
53	Goode, Cameron	LB	6-3	245	4/15/98	1	California '22	Spring, Texas	D7a, '22
93	Hand, Da'Shawn	DT	6-3	297	11/14/95	6	Alabama '18	Woodbridge, Va.	FA, '23
63	Hines, Chasen	OL	6-3	320	4/3/00	2	LSU '22	Marshall, Texas	FA, '23
59	Johnson, Alexander	LB	6-2	255	12/24/91	6	Tennessee '18	Gainesville, Ga.	FA, '23
42	Kalu, Joshua	S	6-0	203	8/28/95	6	Nebraska '18	Houston, Texas	FA, '23
97	Lawrence, Rashard	DT	6-2	308	8/27/98	4	LSU '20	Monroe, La.	FA, '23
86	Sanders, Braylon	WR	6-1	190	1/21/99	21	Mississippi '22	Hogansville, Ga.	FA, '22
79	Stinstall, James	T	6-7	310	10/29/99	R	Cincinnati '23	Indian Hill, Md.	FA, '23
62	Uluave, Alama	OL	6-2	308	6/23/99	R	San Diego State '23	Laie, Hawaii	FA, '22
83	Webb, Raleigh	WR	6-2	212	12/28/97	2	The Citadel '22	Acworth, Ga.	FA, '23
50	Winovich, Chase	DE	6-3	251	4/19/95	5	Michigan '19	Jefferson Hills, Pa.	FA, '23
RESERVE/PHYSICALLY UNABLE TO PERFORM									
40	Needham, Nik	CB	6-1	196	11/4/96	5	UTEP '19	Buena Park, Calif.	FA, '19
RESERVE/INJURED									
27	Crossen, Keion	DB	5-10	190	4/17/96	6	Western Carolina '18	Garysburg, N.C.	UFA, '22 (NYG)
65	Jones, Robert	OL	6-4	325	1/28/99	3	Middle Tennessee St. '21	Chicago, Ill.	FA, '21
5	Ramsey, Jalen	CB	6-1	208	10/24/94	8	Florida State '16	Smryna, Tenn.	T, '23 (LAR)
82	Saubert, Eric	TE	6-5	248	5/9/94	7	Drake '17	Hoffman Estates, Ill.	UFA, '23 (Den.)
57	Vandenbush, Zeke	LB	6-4	232	1/28/99	R	Illinois State '23	Freeport, Ill.	FA, '23
23	Wilson Jr., Jeff	RB	6-0	210	11/16/95	6	North Texas '18	Elkhart, Texas	T, '22 (SF)



2023 MIAMI DOLPHINS POSITIONAL ROSTER

*as of Sept. 4, 2023

OFFENSE (26)

QUARTERBACKS (3)

NO	NAME	POS	HT	WT	EXP	COLLEGE
1	Tua Tagovailoa	QB	6-1	227	4	Alabama '20
14	Mike White	QB	6-5	216	5	W. Kentucky '18
19	Skylar Thompson	QB	6-2	219	2	Kansas State '22

RUNNING BACKS (5)

NO	NAME	POS	HT	WT	EXP	COLLEGE
26	Salvon Ahmed	RB	5-11	197	4	Washington '20
28	De'Von Achane	RB	5-9	188	R	Texas A&M '23
30	Alec Ingold	FB	6-1	232	5	Wisconsin '19
31	Raheem Mostert	RB	5-10	205	9	Purdue '15
33	Chris Brooks	RB	6-1	223	R	BYU '23

WIDE RECEIVERS (6)

NO	NAME	POS	HT	WT	EXP	COLLEGE
0	Braxton Berrios	WR	5-9	185	6	Miami (FL) '18
10	Tyreek Hill	WR	5-10	191	8	West Alabama '16
11	Cedrick Wilson Jr.	WR	6-2	197	6	Boise State '18
17	Jaylen Waddle	WR	5-10	185	3	Alabama '21
18	Erik Ezukanma	WR	6-2	206	2	Texas Tech '22
85	River Cracraft	WR	6-0	198	4	Washington St. '17

TIGHT ENDS (3)

NO	NAME	POS	HT	WT	EXP	COLLEGE
48	Tyler Kroft	TE	6-6	252	9	Rutgers '15
81	Durham Smythe	TE	6-6	246	6	Notre Dame '18
89	Julian Hill	TE	6-4	251	R	Campbell '23

OFFENSIVE LINEMEN (9)

NO	NAME	POS	HT	WT	EXP	COLLEGE
58	Connor Williams	OL	6-5	312	6	Texas '18
66	Lester Cotton	OL	6-4	330	4	Alabama '19
68	Robert Hunt	OL	6-6	330	4	Louisiana-Lafayette '20
70	Kendall Lamm	T	6-5	308	8	Appalachian St. '15
71	Kion Smith	T	6-5	306	1	Fayetteville St. '21
72	Terron Armstead	T	6-5	305	11	Arkansas Pine-Bluff '13
73	Austin Jackson	OL	6-5	320	4	USC '20
74	Liam Eichenberg	OL	6-6	306	3	Notre Dame '21
77	Isaiah Wynn	T	6-2	310	6	Georgia '18

RESERVE/PHYSICALLY UNABLE TO PERFORM (1)

NO	NAME	POS	HT	WT	EXP	COLLEGE
40	Nik Needham	CB	6-1	196	5	UTEP '19

RESERVE/INJURED (6)

NO	NAME	POS	HT	WT	EXP	COLLEGE
5	Jalen Ramsey	CB	6-1	208	8	Florida State '16
23	Jeff Wilson Jr.	RB	6-0	210	5	North Texas '18
27	Keion Crossen	DB	5-10	190	6	W. Carolina '18
57	Zeke Vandenburgh	LB	6-4	232	R	Illinois State '23
65	Robert Jones	OL	6-4	325	3	Middle Tenn. St. '21
82	Eric Saubert	TE	6-5	248	7	Drake '17

DEFENSE (24)

DEFENSIVE LINEMEN (5)

NO	NAME	POS	HT	WT	EXP	COLLEGE
91	Ermanuel Ogbah	DE	6-4	275	8	Oklahoma State '15
92	Zach Sieler	DT	6-6	300	6	Ferris State '18
94	Christian Wilkins	DT	6-4	310	5	Clemson '19
96	Brandon Pili	DT	6-3	319	R	USC '23
98	Raekwon Davis	DT	6-7	325	4	Alabama '20

LINEBACKERS (7)

NO	NAME	POS	HT	WT	EXP	COLLEGE
2	Bradley Chubb	LB	6-4	268	6	NC State '18
15	Jaelan Phillips	LB	6-5	263	3	Miami (FL) '21
41	Channing Tindall	LB	6-2	236	2	Georgia '22
43	Andrew Van Ginkel	LB	6-4	242	5	Wisconsin '19
45	Duke Riley	LB	6-1	227	7	LSU '17
51	David Long Jr.	LB	5-11	227	5	West Virginia '19
55	Jerome Baker	LB	6-2	225	6	Ohio State '18

DEFENSIVE BACKS (12)

NO	NAME	POS	HT	WT	EXP	COLLEGE
4	Kader Kohou	CB	5-10	193	2	TAMU-Commerce '22
8	Jevon Holland	S	6-1	210	3	Oregon '21
20	Justin Bethel	CB	6-0	195	12	Presbyterian '12
21	DeShon Elliott	S	6-1	210	6	Texas '18
22	Elijah Campbell	DB	5-11	200	4	Northern Iowa '18
24	Cam Smith	CB	6-1	180	R	South Carolina '23
25	Xavien Howard	CB	6-1	203	8	Baylor '16
29	Brandon Jones	S	6-1	190	4	Texas '20
32	Verone McKinley III	S	5-10	190	2	Oregon '22
33	Eli Apple	CB	6-1	203	8	Ohio State '16
35	Kelvin Joseph	CB	6-1	192	3	Kentucky '21
49	Parry Nickerson	CB	5-10	179	5	Tulane '18

SPECIALISTS (3)

NO	NAME	POS	HT	WT	EXP	COLLEGE
7	Jason Sanders	K	5-11	195	6	New Mexico '18
16	Jake Bailey	P	6-2	214	5	Stanford '19
44	Blake Ferguson	LS	6-3	240	4	LSU '20

PRACTICE SQUAD (16)

NO	NAME	POS	HT	WT	EXP	COLLEGE
3	Robbie Chosen	WR	6-3	185	8	Temple '16
37	Darrynton Evans	RB	5-10	203	4	Appalachian St. '20
38	Ethan Bonner	CB	6-1	186	R	Stanford '23
42	Joshua Kalu	S	6-0	203	6	Nebraska '18
50	Chase Winovich	DE	6-3	251	5	Michigan '19
53	Cameron Goode	LB	6-3	245	1	California '22
59	Alexander Johnson	LB	6-2	255	6	Tennessee '18
62	Alama Uluave	OL	6-2	308	R	San Diego State '23
63	Chasen Hines	OL	6-3	320	2	LSU '22
79	James Tunstall	T	6-7	310	R	Cincinnati '23
80	Tanner Conner	TE	6-3	232	2	Idaho State '22
83	Raleigh Webb	WR	6-2	212	2	The Citadel '22
86	Braylon Sanders	WR	6-1	190	1	Mississippi '22
88	Nick Bowers	TE	6-4	260	2	Penn State '20
93	Da'Shawn Hand	DT	6-3	297	6	Alabama '18
97	Rashard Lawrence	DT	6-2	308	4	LSU '20



2023 MIAMI DOLPHINS – HOW THEY WERE ACQUIRED

*as of Sept. 4, 2023

	DRAFT (21)	TRADES (3)	WAIVERS (3)	FREE AGENTS (26)
2016	CB Xavien Howard (2)			
2018	LB Jerome Baker (3) TE Durham Smythe (4a) K Jason Sanders (7b)			
2019	DT Christian Wilkins (1) LB Andrew Van Ginkel (5)		DT Zach Sieler (Bal.)	
2020	QB Tua Tagovailoa (1a) OL Austin Jackson (1b) OL Robert Hunt (2a) DT Raekwon Davis (2b) S Brandon Jones (3) LS Blake Ferguson (6)		RB Salvon Ahmed (SF)	DE Emmanuel Ogbah (KC)
2021	WR Jaylen Waddle (1a) LB Jaelan Phillips (1b) S Jevon Holland (2a) OL Liam Eichenberg (2b)		DB Elijah Campbell (NYJ)	LB Duke Riley (Phi.) T Kion Smith
2022	LB Channing Tindall (3) WR Erik Ezukanma (4) QB Skylar Thompson (7b)	LB Bradley Chubb (Den.) WR Tyreek Hill (KC)		T Terron Armstead (NO) CB Justin Bethel OL Lester Cotton WR River Cracraft FB Alec Ingold CB Kader Kohou T Kendall Lamm S Verone McKinley III RB Raheem Mostert (SF) OL Connor Williams (Dal.) WR Cedrick Wilson Jr. (Dal.)
2023	CB Cam Smith (2) RB De'Von Achane (3)	CB Kelvin Joseph		CB Eli Apple RB Chris Brooks P Jake Bailey WR Braxton Berrios S DeShon Elliott (Det.) TE Julian Hill TE Tyler Kroft LB David Long Jr. (Ten.) CB Parry Nickerson DT Brandon Pili QB Mike White (NYJ) T Isaiah Wynn

PRONUNCIATION GUIDE

PLAYER	PHONETICALLY	PLAYER	PHONETICALLY	COACH	PHONETICALLY
RB De'Von Achane	duh-VON AY-chain	FB Alec Ingold	INN-gold	Mathieu Araujo	uh-ROO-joh
RB Salvon Ahmed	suh-VON OCK-med	CB Kader Kohou	KAY-der KOH-hoo	Anthony Campanile	CAMP-uh-neel-ee
T Terron Armstead	tuh-RON	S Verone McKinley III	vuh-RONE	Lemuel Jeanpierre	leh-mew-ELL zhon-pee-AIR
WR River Cracraft	CRAY-craft	RB Raheem Mostert	MOZE-tert	Dave Puloka	puh-LOH-kuh
DT Raekwon Davis	RAY-kwon	DE Emmanuel Ogbah	AHG-buh	Eric Studesville	STOO-des-vill
OL Liam Eichenberg	IKE-en-burg	LB Jaelan Phillips	JAY-len		
S DeShon Elliott	duh-SHON	DT Brandon Pili	PEE-lee		
WR Erik Ezukanma	ez-oo-KAH-muh	DT Zach Sieler	SEE-ler		
S Jevon Holland	juh-VON	TE Durham Smythe	sm-eye-th		
CB Xavien Howard	EX-ay-vee-n	QB Tua Tagovailoa	TOO-uh TUNG-oh-vai-LOA		



MIAMI DOLPHINS CONTRACT STATUS

*as of Sept. 4, 2023

		CONTRACT STATUS						CONTRACT DETAILS
		2023	2024	2025	2026	2027	2028	
QB	Tagovailoa, Tua			UFA				Signed 5-year rookie contract in 2020
	Thompson, Skylar				UFA			Signed 4-year rookie contract in 2022
	White, Mike			UFA				Signed 2-year contract as UFA in 2023
RB	Ahmed, Salvon		UFA					Signed 1-year contract as FA in 2023
	Ingold, Alec					UFA		Signed 3-year contract extension in 2023
	Achane, Devon					UFA		Signed 4-year rookie contract in 2023
	Brooks, Christopher				RFA			Signed 3-year contract as UDFA in 2023
	Mostert, Raheem			UFA				Signed 2-year contract as UFA in 2023
WR	Ezukanma, Erik				UFA			Signed 4-year rookie contract in 2022
	Hill, Tyreek					UFA		Signed 4-year contract extension in 2022
	Berrios, Braxton		UFA					Signed 1-year contract as FA in 2023
	Waddle, Jaylen			SVU	UFA			Signed 5-year rookie contract in 2021
	Cracraft, River		UFA					Signed 1-year contract as UFA in 2023
TE	Wilson, Cedrick		UFA					Signed 1-year contract restructure in 2023
	Kroft, Tyler		UFA					Signed 1-year contract as FA in 2023
	Hill, Julian				RFA			Signed 3-year contract as UDFA in 2023
	Smythe, Durham				UFA			Signed 2-year contract extension in 2023
OL	Armstead, Terron					UFA		Signed 5-year contract as UFA in 2022
	Smith, Kion			ERFA				Signed 2-year FA contract in 2023
	Eichenberg, Liam			UFA				Signed 4-year rookie contract in 2021
	Hunt, Robert		UFA					Signed 4-year rookie contract in 2020
	Wynn, Isaiah		UFA					Signed 1-year contract as FA in 2023
	Jackson, Austin		UFA					Signed 4-year rookie contract in 2020
	Cotton, Lester			RFA				Signed 2-year FA contract in 2023
	Lamm, Kendall		UFA					Signed 1-year contract as UFA in 2023
	Williams, Connor		UFA					Signed 2-year contract as UFA in 2022
DL	Davis, Raekwon					RFA		Signed 4-year rookie contract in 2020
	Pili, Brandon						UFA	Signed 3-year contract as UDFA in 2023
	Sieler, Zach						UFA	Signed 3 year contract extension in 2023
	Wilkins, Christian		UFA					Signed 5-year rookie contract in 2019
	Baker, Jerome			UFA				Signed 3-year contract extension in 2021
LB	Long, David			UFA				Signed 2-year contract as UFA in 2023
	Ogbah, Emmanuel					UFA		Signed 4-year contract as UFA in 2022
	Phillips, Jaelan			SVU	UFA			Signed 5-year rookie contract in 2021
	Riley, Duke		UFA					Signed 2-year contract as UFA in 2023
	Tindall, Channing				UFA			Signed 4-year rookie contract in 2022
	Chubb, Bradley						UFA	Signed 5-year contract extension in 2022
	Van Ginkel, Andrew		UFA					Signed 1-year contract as UFA in 2023
	Bethel, Justin		UFA					Signed 1-year contract as FA in 2023
DB	Campbell, Elijah			RFA				Signed 1-year contract as ERFA in 2022
	Holland, Jevon			UFA				Signed 4-year rookie contract in 2021
	Elliott, DeShon		UFA					Signed 1-year contract as UFA in 2023
	Jones, Brandon		UFA					Signed 4-year rookie contract in 2020
	Howard, Xavier					UFA		Signed 2-year contract extension in 2022
	Nickerson, Parry		UFA					Signed 1-year contract as FA in 2023
	Apple, Eli		UFA					Signed 1-year contract as FA in 2023
	Kohou, Kader			RFA				Signed 3-year contract as UDFA in 2022
	McKinley, Verone		ERFA					Signed 2-year contract from PS in 2022
ST	Joseph, Kelvin			UFA				Signed 4-year rookie contract with DAL in 2021
	Smith, Cam					UFA		Signed 4-year rookie contract in 2023
	Ferguson, Blake		UFA					Signed 4-year rookie contract in 2020
	Bailey, Jake		UFA					Signed 1-year contract as FA in 2023
	Sanders, Jason					UFA		Signed 5-year contract extension in 2021



**SUPPLEMENTAL
STATS**



2022 REGULAR SEASON STATISTICS

REGULAR SEASON RESULTS (9-8)

DATE	OPPONENT	SCORE	W/L	ATTENDANCE
Sept. 11	NEW ENGLAND	20-7	W	65,786
Sept. 18	at Baltimore	42-38	W	70,582
Sept. 25	BUFFALO	21-19	W	66,206
Sept. 29	at Cincinnati	15-27	L	67,260
Oct. 9	at N.Y. Jets	17-40	L	82,500
Oct. 16	MINNESOTA	16-24	L	66,100
Oct. 23	PITTSBURGH	16-10	W	66,224
Oct. 30	at Detroit	31-27	W	61,447
Nov. 6	at Chicago	35-32	W	62,377
Nov. 13	CLEVELAND	39-17	W	66,563
Nov. 27	HOUSTON	30-15	W	66,205
Dec. 4	at San Francisco	17-33	L	71,732
Dec. 11	at L.A. Chargers	17-23	L	70,240
Dec. 17	at Buffalo	29-32	L	70,794
Dec. 25	GREEN BAY	20-26	L	66,328
Jan. 1	at New England	21-23	L	65,878
Jan. 8	N.Y. JETS	11-6	W	66,429

TEAM STATISTICS

	DOLPHINS	OPPONENTS
TOTAL FIRST DOWNS	342	336
Rushing	93	98
Passing	220	200
Penalty	29	38
3rd Down: Made/Att	71/196	97/233
3rd Down Pct.	36.2%	41.6%
4th Down: Made/Att	13/24	15/31
4th Down Pct.	54.2%	48.4%
POSSESSION AVG.	29:20	30:40
TOTAL NET YARDS	6197	5743
Avg. Per Game	364.5	337.8
Total Plays	1009	1086
Avg. Per Play	6.1	5.3
NET YARDS RUSHING	1686	1751
Avg. Per Game	99.2	103.0
Total Rushes	390	422
NET YARDS PASSING	4511	3992
Avg. Per Game	265.4	234.8
Sacked/Yards Lost	35/254	40/290
Gross Yards	4765	4282
Attempts/Completions	584/368	624/416
Completion Pct.	63.0%	66.7%
Had Intercepted	15	8
PUNTS/AVERAGE	61/46.4	67/43.7
NET PUNTING AVG.	40.6	41.4
PENALTIES/YARDS	111/881	84/799
FUMBLES/BALL LOST	16/6	20/6
TOUCHDOWNS	46	45
Rushing	12	15
Passing	30	27
Returns	4	3

SCORE BY QUARTERS	Q1	Q2	Q3	Q4	OT	TOTAL
Dolphins	77	151	87	82	0	397
Opponents	84	140	59	116	0	399



2022 REGULAR SEASON STATISTICS

PASSING

	ATT	CMP	YDS	CMP%	YDS/ATT	TD	TD%	INT	INT%	LONG	SACK	LOST	RATING
T. Tagovailoa	400	259	3548	64.8%	8.9	25	6.3%	8	2.0%	84t	21	163	105.5
T. Bridgewater	79	49	683	62.0%	8.6	4	5.1%	4	5.1%	64	7	45	85.6
S. Thompson	105	60	534	57.1%	5.1	1	1.0%	3	2.9%	32	6	40	62.2
C. Wilson Jr.	0	0	0	0.0%	0.0	0	0.0%	0	0.0%	0	1	6	0.0
DOLPHINS	584	368	4765	63.0%	8.2	30	5.1%	15	2.6%	84t	35	254	95.0
OPPONENTS	624	416	4282	66.7%	6.9	27	4.3%	8	1.3%	79	40	290	95.3

RUSHING

	NO.	YDS.	AVG.	LG	TD
R. Mostert	181	891	4.9	67	3
J. Wilson Jr.	84	392	4.7	28	3
C. Edmonds	42	120	2.9	28	2
T. Tagovailoa	24	70	2.9	18	0
S. Ahmed	12	64	5.3	11t	1
T. Hill	7	32	4.6	10	1
T. Bridgewater	3	27	9.0	11	0
M. Gaskin	10	26	2.6	10	0
J. Waddle	3	26	8.7	9	0
S. Thompson	14	21	1.5	9	0
A. Ingold	6	8	1.3	2	1
C. Wilson Jr.	1	8	8.0	8	0
D. Smythe	2	1	0.5	1t	1
C. Fejedelem	1	0	0.0	0	0
DOLPHINS	390	1686	4.3	67	12
OPPONENTS	422	1751	4.1	79t	15

RECEIVING

	NO.	YDS.	AVG.	LG	TD
T. Hill	119	1710	14.4	64	7
J. Waddle	75	1356	18.1	84t	8
M. Gesicki	32	362	11.3	32	5
R. Mostert	31	202	6.5	25	2
T. Sherfield	30	417	13.9	75t	2
D. Smythe	15	129	8.6	26	1
A. Ingold	15	105	7.0	17	1
C. Wilson Jr.	12	136	11.3	21	0
J. Wilson Jr.	12	94	7.8	14	1
C. Edmonds	10	96	9.6	15	1
R. Cracraft	9	102	11.3	22	2
M. Gaskin	4	28	7.0	16	0
B. Sanders	2	17	8.5	13	0
S. Ahmed	1	8	8.0	8	0
E. Ezukanma	1	3	3.0	3	0
DOLPHINS	368	4765	12.9	84t	30
OPPONENTS	416	4282	10.3	79	27

INTERCEPTIONS

	NO.	YDS.	AVG.	LG	TD
J. Holland	2	64	32.0	33	0
A. Van Ginkel	1	23	23.0	23	0
V. McKinley III	1	17	17.0	17	0
J. Bethel	1	11	11.0	11	0
X. Howard	1	0	0.0	0	0
N. Igbinioghene	1	0	0.0	0	0
K. Kohou	1	0	0.0	0	0
DOLPHINS	8	115	14.4	33	0
OPPONENTS	15	166	11.1	46	1

PUNTING

	NO.	YDS.	AVG.	NET	TB	IN 20	LG	BLK
T. Morstead	61	2828	46.4	40.6	2	28	66	0
DOLPHINS	61	2828	46.4	40.6	2	28	66	0
OPPONENTS	67	2925	43.7	41.4	2	27	73	1

PUNT RETURNS

	RET.	FC	YDS.	AVG.	LG	TD
C. Wilson Jr.	13	16	97	7.5	15	0
J. Holland	4	10	18	4.5	8	0
T. Hill	2	2	-4	-2.0	0	0
J. Waddle	0	1	0	0.0	0	0
DOLPHINS	19	29	111	5.8	15	0
OPPONENTS	30	15	312	10.4	26	0



2022 REGULAR SEASON STATISTICS

KICKOFF RETURNS

	NO.	YDS.	AVG.	LG	TD
R. Mostert	25	502	20.1	31	0
D. Smythe	2	27	13.5	18	0
A. Ingold	2	20	10.0	12	0
DOLPHINS	29	549	18.9	31	0
OPPONENTS	26	724	27.8	103t	1

FIELD GOALS

	1-19	20-29	30-39	40-49	50+
J. Sanders	0/0	5/6	7/7	12/13	2/6
DOLPHINS	0/0	5/6	7/7	12/13	2/6
OPPONENTS	1/1	6/6	11/12	7/7	2/3

SCORING

	TOTAL	TDR	TDP	TDRT	PAT	FG	2-PT	PTS
J. Sanders	0	0	0	0	41/44	26/32	0	119
T. Hill	9	1	7	1	0/0	0/0	0	54
J. Waddle	8	0	8	0	0/0	0/0	0	48
M. Gesicki	5	0	5	0	0/0	0/0	0	30
R. Mostert	5	3	2	0	0/0	0/0	0	30
J. Wilson Jr.	4	3	1	0	0/0	0/0	0	24
C. Edmonds	3	2	1	0	0/0	0/0	0	18
R. Cracraft	2	0	2	0	0/0	0/0	0	12
T. Sheffield	2	0	2	0	0/0	0/0	0	12
A. Ingold	2	1	1	0	0/0	0/0	0	12
D. Smythe	2	1	1	0	0/0	0/0	0	12
A. Van Ginkel	1	0	0	1	0/0	0/0	0	6
S. Ahmed	1	1	0	0	0/0	0/0	0	6
M. Ingram	1	0	0	1	0/0	0/0	0	6
X. Howard	1	0	0	1	0/0	0/0	0	6
DOLPHINS	46	12	30	4	41/44	26/32	0	397
OPPONENTS	45	15	27	3	38/40	27/29	3	399

TWO-POINT CONVERSIONS

None

DOLPHINS: 0/2, OPPONENTS: 3/5

SACKS

J. Phillips 7.0, M. Ingram 6.0, E. Roberts 4.5, J. Baker 4.0, Z. Sieler 3.5, C. Wilkins 3.5, B. Chubb 2.5, Br. Jones 2.0, E. Rowe 2.0, J. Holland 1.5, R. Davis 1.0, E. Ogbah 1.0, D. Riley 1.0, A. Van Ginkel 0.5

DOLPHINS: 40.0, OPPONENTS: 35.0

DEFENSE

PLAYER	SOLO	ASST	TOT	SACKS	YDS	TFL	QBH	INT	PD	FF	FR
E. Roberts	65	39	104	4.5	43.0	10	6	-	-	-	-
J. Baker	66	34	100	4.0	19.5	6	7	-	4	1	-
C. Wilkins	59	39	98	3.5	24.5	16	7	-	6	2	1
J. Holland	76	17	93	1.5	7.5	1	1	2	7	1	-
K. Kohou	63	9	72	-	-	5	-	1	10	1	-
Z. Sieler	41	29	70	3.5	31.5	7	12	-	4	2	-
J. Phillips	37	24	61	7.0	38.0	8	25	-	2	1	1
E. Rowe	42	14	56	2.0	7.0	4	2	-	2	2	-
Br. Jones	26	23	49	2.0	30.0	1	2	-	3	1	-
X. Howard	35	10	45	-	-	1	-	1	12	-	2
D. Riley	23	18	41	1.0	2.0	3	-	-	2	-	-
A. Van Ginkel	18	17	35	0.5	3.5	3	4	1	2	-	-
R. Davis	13	20	33	1.0	7.0	1	2	-	-	-	-
K. Crossen	16	9	25	-	-	-	-	-	4	-	-
M. Ingram	15	7	22	6.0	48.5	7	10	-	1	1	2
N. Needham	15	6	21	-	-	-	-	-	2	-	-
J. Jenkins	8	12	20	-	-	-	1	-	-	-	-
J. Bethel	11	5	16	-	-	-	-	1	4	-	-
V. McKinley III	10	6	16	-	-	-	1	1	1	-	-
B. Chubb	5	8	13	2.5	21.0	1	12	-	-	1	-
E. Ogbah	7	4	11	1.0	7.0	1	7	-	-	-	-
N. Iginoghene	8	2	10	-	-	-	-	1	3	-	-
E. Campbell	4	3	7	-	-	-	-	1	1	-	-
C. Fejedelem	4	1	5	-	-	-	-	-	1	-	-
T. Flowers	1	3	4	-	-	-	-	1	-	-	-
S. Eguavoen	2	1	3	-	-	-	-	-	-	-	-
C. Tindall	0	2	2	-	-	-	-	-	-	-	-
B. Stille	0	2	2	-	-	-	-	-	-	-	-
J. Zimmer	0	1	1	-	-	-	-	-	-	-	-

NOTE: Special teams and miscellaneous tackles not included above.



2022 REGULAR SEASON STATISTICS

MISCELLANEOUS TACKLES: T. Hill 4, R. Cracraft 3, A. Ingold 2, B. Shell 2, G. Little 1, R. Mostert 1, D. Smythe 1, J. Waddle 1, J. Wilson Jr. 1.

MISCELLANEOUS FUMBLE RECOVERIES: T. Tagovailoa 3, T. Hill 1, R. Hunt 1, D. Smythe 1, S. Thompson 1, C. Williams 1.

SACKS: J. Phillips (7.0) – 1.0 at Cincinnati (9/29), 0.5 vs. Minnesota (10/16), 1.5 vs. Pittsburgh (10/23), 0.5 vs. Cleveland (11/13), 1.0 vs. Houston (11/27), 0.5 at San Francisco (12/4), 1.0 at L.A. Chargers (12/11), 1.0 at Buffalo (12/17)

M. Ingram (6.0) – 2.0 vs. Buffalo (9/25), 1.0 at Chicago (11/6), 1.0 vs. Cleveland (11/13), 1.0 vs. Houston (11/27), 1.0 at San Francisco (12/4)

E. Roberts (4.5) – 1.5 vs. Minnesota (10/16), 1.0 vs. Houston (11/27), 1.0 vs. Green Bay (12/25), 1.0 at New England (1/1)

J. Baker (4.0) – 0.5 vs. Buffalo (9/25), 1.0 at N.Y. Jets (10/9), 1.0 vs. Houston (11/27), 0.5 at San Francisco (12/4), 1.0 at L.A. Chargers (12/11)

C. Wilkins (3.5) - 0.5 vs. Pittsburgh (10/23), 1.0 vs. Cleveland (11/13), 1.0 at L.A. Chargers (12/11), 1.0 at New England (1/1)

Z. Sieler (3.5) – 1.0 at Detroit (10/30), 0.5 at San Francisco (12/4), 1.0 at Buffalo (12/17), 1.0 at New England (1/1)

B. Chubb (2.5) – 0.5 vs. Cleveland (11/13), 1.0 vs. Houston (11/27), 1.0 at San Francisco (12/4)

Br. Jones (2.0) – 1.0 vs. New England (9/11), 1.0 at N.Y. Jets (10/9)

E. Rowe (2.0) - 1.0 at L.A. Chargers (12/11), 1.0 vs. Green Bay (12/25)

J. Holland (1.5) – 1.5 vs. Buffalo (9/25)

E. Ogbah (1.0) – 1.0 vs. New England (9/11)

R. Davis (1.0) – 1.0 vs. Minnesota (10/16)

D. Riley (1.0) – 1.0 at Chicago (11/6)

A. Van Ginkel (0.5) – 0.5 at San Francisco (12/4)

SPECIAL TEAMS

	SOLO	ASST	TOTAL	FF	FR	BFG	BPAT	BPNT
A. Van Ginkel	6	6	12	-	-	-	-	-
J. Bethel	6	4	10	-	-	-	-	-
K. Crossen	4	3	7	-	-	-	-	-
C. Fejedelem	3	4	7	-	-	-	-	-
E. Campbell	3	2	5	-	-	-	-	-
T. Morstead	3	1	4	-	-	-	-	-
D. Riley	2	2	4	-	-	-	-	-
E. Roberts	3	-	3	-	-	-	-	-
T. Sherfield	2	1	3	-	-	-	-	-
J. Holland	1	2	3	-	-	-	-	-
A. Ingold	2	-	2	-	-	-	-	-
D. Smythe	1	1	2	-	-	-	-	-
B. Ferguson	1	1	2	-	-	-	-	-
S. Eguavoen	-	1	1	-	-	-	-	-
C. Tindall	1	-	1	-	-	-	-	-
H. Long	1	-	1	-	-	-	-	-
J. Sanders	1	-	1	-	-	-	-	-
J. Phillips	-	-	-	-	1	-	-	1
E. Ogbah	-	-	-	-	-	1	-	-

STATISTICAL BESTS

DOLPHINS – INDIVIDUAL

RUSHING

Attempts	18	Raheem Mostert at N.Y. Jets, 10/9
Yards	136	Raheem Mostert at Buffalo, 12/17
Touchdowns	2	Chase Edmonds vs. Buffalo, 9/25
Yards by Quarterback	28	Tua Tagovailoa at L.A. Chargers, 12/11
Longest Run from Scrimmage	67	Raheem Mostert at Buffalo, 12/17
Longest Run from Scrimmage for TD	24t	Raheem Mostert vs. Cleveland, 11/13

PASSING

Attempts	50	Tua Tagovailoa at Baltimore, 9/18
Completions	36	Tua Tagovailoa at Baltimore, 9/18
Yards	469	Tua Tagovailoa at Baltimore, 9/18
Touchdowns	6	Tua Tagovailoa at Baltimore, 9/18
Completion Percentage (min. 20 att.)	80.6	Tua Tagovailoa at Detroit, 10/30
Longest Completion	84t	Tua Tagovailoa to Jaylen Waddle vs. Green Bay, 12/25
Longest Completion for TD	84t	Tua Tagovailoa to Jaylen Waddle vs. Green Bay, 12/25
Passer Rating (min. 20 att.)	138.7	Tua Tagovailoa at Detroit, 10/30

RECEIVING

Receptions	12	Tyreek Hill vs. Minnesota, 10/16 Tyreek Hill at Detroit, 10/30
Yards	190	Tyreek Hill at Baltimore, 9/18



2022 REGULAR SEASON STATISTICS

Touchdowns	2	Tyreek Hill at Baltimore, 9/18 Jaylen Waddle at Baltimore, 9/18 Mike Gesicki vs. Minnesota, 10/16 Jaylen Waddle at Detroit, 10/30
Longest Reception	84t	Jaylen Waddle vs. Green Bay, 12/25
Longest Reception by Running Back	25	Raheem Mostert at New England, 1/1
Yards by Running Back	62	Raheem Mostert at New England, 1/1
TOTAL YARDS FROM SCRIMMAGE	195	Tyreek Hill at Detroit, 10/30
TACKLES		
Total	13	Jerome Baker vs. Buffalo, 9/25
Solo	10	Jevon Holland at Detroit, 10/30
INTERCEPTIONS		
Total	1	Jevon Holland vs. New England, 9/11 Jevon Holland vs. Pittsburgh, 10/23 Justin Bethel vs. Pittsburgh, 10/23 Noah Igbinoghene vs. Pittsburgh, 10/23 Andrew Van Ginkel vs. Houston, 11/27 Verone McKinley III vs. Houston, 11/27 Xavien Howard at San Francisco, 12/4 Kader Kohou vs. Green Bay, 12/25
Longest Return	33	Jevon Holland vs. Pittsburgh, 10/23
Longest Return for TD	-	Has not happened yet
FUMBLES		
Total Forced	1	Brandon Jones vs. New England, 9/11 Kader Kohou vs. New England, 9/11 Jevon Holland vs. Buffalo, 9/25 Melvin Ingram vs. Buffalo, 9/25 Zach Sieler vs. Minnesota, 10/16 Zach Sieler vs. Cleveland, 11/13 Jerome Baker vs. Houston, 11/27 Bradley Chubb vs. Houston, 11/27 Eric Rowe vs. Houston, 11/27 Christian Wilkins at San Francisco, 12/4 Christian Wilkins at Buffalo, 12/17 Jaelan Phillips at Buffalo, 12/17 Eric Rowe vs. N.Y. Jets, 1/8
Total Recovered	1	Melvin Ingram vs. New England, 9/11 Jaelan Phillips vs. New England, 9/11 Melvin Ingram vs. Buffalo, 9/25 Xavien Howard vs. Cleveland, 11/13 Xavien Howard vs. Houston, 11/27 Christian Wilkins at Buffalo, 12/17
Longest Return for TD	16t	Xavien Howard vs. Houston, 11/27
SACKS		
Total	2.0	Melvin Ingram vs. Buffalo, 9/25
Yards Lost	17.0	Brandon Jones at N.Y. Jets, 10/9
SPECIAL TEAMS		
Field Goals Made	3	Jason Sanders at Cincinnati, 9/29 Jason Sanders vs. Pittsburgh, 10/23 Jason Sanders vs. Houston, 11/27 Jason Sanders at Buffalo, 12/17 Jason Sanders vs. N.Y. Jets, 1/8
Field Goal Attempts	4	Jason Sanders at Cincinnati, 9/29
Longest Field Goal Made	55	Jason Sanders at L.A. Chargers, 12/11
Longest Field Goal Attempt	55	Jason Sanders at L.A. Chargers, 12/11
Punts	7	Thomas Morstead at L.A. Chargers, 12/11
Longest Punt, yards	66	Thomas Morstead at Cincinnati, 9/29
Highest Gross Punting Average (min. 4 punts)	51.5	Thomas Morstead at San Francisco, 12/4
Highest Net Punting Average (min. 4 punts)	44.8	Thomas Morstead at New England, 1/1
Most Punt Returns	3	Cedrick Wilson Jr. vs. Houston, 11/27 Cedrick Wilson Jr. at New England, 1/1
Most Punt Return Yards	24	Cedrick Wilson Jr. at Detroit, 10/30
Highest Punt Return Average (min. 3 returns)	7.3	Cedrick Wilson Jr. vs. Houston, 11/27
Longest Punt Return	15	Cedrick Wilson Jr. vs. Houston, 11/27
Most Kickoff Returns	6	Raheem Mostert vs. Green Bay, 12/25



2022 REGULAR SEASON STATISTICS

Most Kickoff Return Yards	114	Raheem Mostert vs. Green Bay, 12/25
Highest Kickoff Return Average (min. 3 returns)	26.3	Raheem Mostert at New England, 1/1
Longest Kickoff Return	31	Raheem Mostert at New England, 1/1

OPPONENTS – INDIVIDUAL

RUSHING

Attempts	24	Joe Mixon at Cincinnati, 9/29
Yards	178	Justin Fields at Chicago, 11/6
Touchdowns	2	Michael Carter at N.Y. Jets, 10/9 Jamaal Williams at Detroit, 10/30
Yards by Quarterback	178	Justin Fields at Chicago, 11/6
Longest Run from Scrimmage	79t	Lamar Jackson at Baltimore, 9/18
Longest Run from Scrimmage for TD	79t	Lamar Jackson at Baltimore, 9/18

PASSING

Attempts	63	Josh Allen vs. Buffalo, 9/25
Completions	42	Josh Allen vs. Buffalo, 9/25
Yards	400	Josh Allen vs. Buffalo, 9/25
Touchdowns	4	Josh Allen at Buffalo, 12/17
Completion Percentage (min. 20 att.)	76.5	Justin Herbert at L.A. Chargers, 12/11
Longest Completion	79	Zach Wilson to Breece Hall at N.Y. Jets, 10/9
Longest Completion for TD	75t	Lamar Jackson to Rashod Bateman at Baltimore, 9/18
Passer Rating (min. 20 att.)	142.6	Lamar Jackson at Baltimore, 9/18

RECEIVING

Receptions	12	Keenan Allen at L.A. Chargers, 12/11
Yards	124	Tee Higgins at Cincinnati, 9/29
Touchdowns	2	Cole Kmet at Chicago, 11/6
Longest Reception	79	Breece Hall at N.Y. Jets, 10/9
Longest Reception by Running Back	79	Breece Hall at N.Y. Jets, 10/9
Yards by Running Back	100	Breece Hall at N.Y. Jets, 10/9

TOTAL YARDS FROM SCRIMMAGE

Total	197	Breece Hall at N.Y. Jets, 10/9
-------	-----	--------------------------------

TACKLES

Total	11	Jordan Hicks vs. Minnesota, 10/16 Eric Kendricks vs. Minnesota, 10/16 Adrian Amos vs. Green Bay, 12/25
Solo	9	Adrian Amos vs. Green Bay, 12/25 Quincy Williams vs. N.Y. Jets, 1/8

INTERCEPTIONS

Total	2	Marcus Williams at Baltimore, 9/18 Vonn Bell at Cincinnati, 9/29
Longest Return	46	Vonn Bell at Cincinnati, 9/29
Longest Return for TD	39t	Kyle Dugger at New England, 1/1

FUMBLES

Total Forced	1	Jonathan Jones vs. New England, 9/11 Deatrich Wise Jr. vs. New England, 9/11 Carl Lawson at N.Y. Jets, 10/9 Harrison Smith vs. Minnesota, 10/16 Kerby Joseph at Detroit, 10/30 Nick Bosa at San Francisco, 12/4 Alohi Gilman at L.A. Chargers, 12/11 Shaq Lawson at Buffalo, 12/17 Jarran Reed vs. Green Bay, 12/25 Preston Smith vs. Green Bay, 12/25
Total Recovered	1	Quinnen Williams at N.Y. Jets, 10/9 Camryn Bynum vs. Minnesota, 10/16 Malcolm Rodriguez at Detroit, 10/30 M.J. Stewart vs. Houston, 11/27 Dre Greenlaw at San Francisco, 12/4 Jarran Reed vs. Green Bay, 12/25
Longest Return for TD	23t	Dre Greenlaw at San Francisco, 12/4

SACKS

Total	3.0	Nick Bosa at San Francisco, 12/4
Yards Lost	20.0	Nick Bosa at San Francisco, 12/4



2022 REGULAR SEASON STATISTICS

SPECIAL TEAMS

Field Goals Made	4	Robbie Gould at San Francisco, 12/4 Mason Crosby vs. Green Bay, 12/25
Field Goal Attempts	4	Robbie Gould at San Francisco, 12/4 Mason Crosby vs. Green Bay, 12/25
Longest Field Goal Made	57	Evan McPherson at Cincinnati, 9/29
Longest Field Goal Attempt	57	Evan McPherson at Cincinnati, 9/29
Punts	10	Ryan Wright vs. Minnesota, 10/16
Longest Punt, yards	73	Ryan Wright vs. Minnesota, 10/16
Highest Gross Punting Average (min. 4 punts)	50.0	Cameron Johnston vs. Houston, 11/27
Highest Net Punting Average (min. 4 punts)	48.2	Braden Mann vs. N.Y. Jets, 1/8
Most Punt Returns	3	Jamison Crowder vs. Buffalo, 9/25 Jalen Reagor vs. Minnesota, 10/16 Gunner Olszewski vs. Pittsburgh, 10/23 Desmond King vs. Houston, 11/27
Most Punt Return Yards	43	Tremont Smith vs. Houston, 11/27
Highest Punt Return Average (min. 3 returns)	12.7	Desmond King vs. Houston, 11/27
Longest Punt Return	26	Tremont Smith vs. Houston, 11/27
Most Kickoff Returns	3	Jerome Ford vs. Cleveland, 11/13 Nyheim Hines at Buffalo, 12/17
Most Kickoff Return Yards	113	Keisean Nixon vs. Green Bay, 12/25
Highest Kickoff Return Average (min. 3 returns)	31.7	Jerome Ford vs. Cleveland, 11/13
Longest Kickoff Return	103t	Devin Duvernay at Baltimore, 9/18

IN 2022 MIAMI WAS...

5-0	when leading after the 1st quarter	3-6	in road games
5-1	when leading after the 2nd quarter	1-1	when playing indoors
7-2	when leading after the 3rd quarter	8-7	when playing outdoors
2-5	when behind after the 1st quarter	1-5	when playing on artificial turf
2-6	when behind after the 2nd quarter	8-3	when playing on grass
2-5	when behind after the 3rd quarter	7-3	after winning the coin toss
4-4	when Miami scores first	6-2	when scoring 21 points or more
5-4	when opponent scores first	6-0	when yielding 20 points or fewer
2-1	when tied at halftime	0-0	in overtime contests
6-2	in home games		

DRIVE PRODUCTION

	POSS	TD	FGM	FGA	PUNT	INT	FUM	DOWNS	TIME	SAF
DOLPHINS	178	43	26	32	60	15	6	11	9	2
OPPONENTS	184	42	27	29	67	8	6	15	16	1

RED ZONE PRODUCTION

	POSS	TD	FGM	FGA	INT	FUM	DWNS	TIME	RZ PLAYS	RZ RUSH	RZ PASS
DOLPHINS	50	30	14	15	0	0	4	1	121	51	70
OPPONENTS	59	35	20	20	1	0	3	0	156	70	86

BLOCKS

	FGs	PATs	PUNTS	TOTAL
BY DOLPHINS	1	0	1	2
BY OPPONENTS	1	0	0	1



2022 REGULAR SEASON STATISTICS

TURNOVERS

GAME	TAKEAWAYS			GIVEAWAYS			DIFF	W/L
	INT	FUM	TOTAL	INT	FUM	TOTAL		
NEW ENGLAND	1	2	3	0	0	0	+3	W
at Baltimore	0	0	0	2	0	2	-2	W
BUFFALO	0	1	1	0	0	0	+1	W
at Cincinnati	0	0	0	2	0	2	-2	L
at N.Y. Jets	0	0	0	1	1	2	-2	L
MINNESOTA	0	0	0	2	1	3	-3	L
PITTSBURGH	3	0	3	0	0	0	+3	W
at Detroit	0	0	0	0	1	1	-1	W
at Chicago	0	0	0	0	0	0	0	W
CLEVELAND	0	1	1	0	0	0	+1	W
HOUSTON	2	1	3	0	1	1	+2	W
at San Francisco	1	0	1	3	1	4	-3	L
at L.A. Chargers	0	0	0	0	0	0	0	L
at Buffalo	0	1	0	0	0	0	+1	L
GREEN BAY	1	0	1	3	1	4	-3	L
at New England	0	0	0	2	0	2	-2	L
N.Y. JETS	0	0	0	0	0	0	0	W
TOTAL	8	6	14	15	6	21	-7	9-8

DOLPHINS BIG PLAYS

PASSING (25+ yards)		RUSHING (15+ yards)	
84t	T. Tagovailoa to J. Waddle vs. GB, 12/25	67	R. Mostert at Buf., 12/17
75t	T. Tagovailoa to T. Sherfield at SF, 12/4	57t	T. Hill at LAC, 12/12 (fumble return)
67t	T. Tagovailoa to J. Waddle at Buf., 12/17	28	C. Edmonds at Bal., 9/18
64t	T. Bridgewater to T. Hill at Cin., 9/29	28	J. Wilson Jr. at Chi., 11/6
60t	T. Tagovailoa to T. Hill at Bal., 9/18	25	R. Mostert at Cin, 9/29
60t	T. Tagovailoa to T. Hill at LAC, 12/12	24	R. Mostert at NYJ, 10/9
59	T. Tagovailoa to J. Waddle at Bal., 9/18	24t	R. Mostert vs. Cle., 11/13
52	T. Tagovailoa to T. Hill vs. GB, 12/25	21	R. Mostert vs. NYJ, 1/8
49	T. Bridgewater to J. Waddle vs. Min., 10/16	20	R. Mostert at NYJ, 10/9
48t	T. Tagovailoa to T. Hill at Bal., 9/18	20t	J. Wilson Jr. vs. Cle., 11/13
45	T. Tagovailoa to J. Waddle vs. Buf., 9/25	20	J. Wilson Jr. at LAC, 12/12
45t	T. Tagovailoa to T. Hill at SF, 12/4	18	T. Tagovailoa at Det., 10/30
42t	T. Tagovailoa to J. Waddle vs. NE, 9/11	18	J. Wilson Jr. vs. Cle., 11/13
42	T. Tagovailoa to T. Hill at Det., 10/30	17	R. Mostert vs. GB, 12/25
39	T. Tagovailoa to T. Hill at Chi., 11/6	16	R. Mostert vs. Min., 10/16
36	T. Tagovailoa to T. Hill at Det., 10/30	16	J. Wilson Jr. vs. NYJ, 1/8
34	T. Tagovailoa to J. Waddle vs. Hou., 11/27	15	R. Mostert at NYJ, 10/9
33	T. Tagovailoa to J. Waddle at Bal., 9/18		
32	T. Tagovailoa to J. Waddle vs. Buf., 9/25		
32	T. Tagovailoa to T. Sherfield vs. Pit., 10/23		
32	T. Tagovailoa to J. Waddle at Buf., 12/17		
32	S. Thompson to M. Gesicki vs. NYJ, 1/8		
30	S. Thompson to M. Gesicki at NYJ, 10/9		
30	S. Thompson to J. Waddle vs. Min., 10/16		
29t	T. Tagovailoa to J. Waddle at Det., 10/30		
29	T. Tagovailoa to J. Waddle vs. Cle., 11/13		
29	T. Tagovailoa to T. Hill vs. Hou., 11/27		
28	T. Bridgewater to T. Hill vs. Min., 10/16		
27	T. Tagovailoa to T. Sherfield vs. Cle., 11/13		
26	T. Tagovailoa to T. Hill vs. NE, 9/11		
26	T. Tagovailoa to T. Hill at Cin., 9/29		
26	T. Tagovailoa to J. Waddle at Chi., 11/6		
26	S. Thompson to D. Smythe vs. NYJ, 1/8		
25	T. Tagovailoa to J. Waddle vs. Pit., 10/23		
25	T. Tagovailoa to J. Waddle vs. Pit., 10/23		
25	T. Tagovailoa to T. Hill at Chi., 11/6		
25	T. Bridgewater to R. Mostert at NE, 1/1		



2022 REGULAR SEASON STATISTICS

OPPONENTS BIG PLAYS

PASSING (25+ yards)

79	Z. Wilson to Br. Hall at NYJ, 10/9
75t	L. Jackson to R. Bateman at Bal., 9/18
59t	J. Burrow to T. Higgins at Cin., 9/29
58	J. Goff to T. Hockenson at Det., 10/30
55	J. Herbert to M. Williams at LAC, 12/12
47	K. Cousins to J. Jefferson vs. Min., 10/16
45	J. Allen to D. Knox at Buf., 12/17
43	J. Burrow to T. Boyd at Cin., 9/29
43	J. Goff to K. Raymond at Det., 10/30
42	A. Rodgers to A. Lazard vs. GB, 12/25
41	M. Jones to K. Bourne vs. NE, 9/11
39	K. Allen to B. Cooks vs. Hou., 11/27
38	J. Brissett to D. Peoples-Jones vs. Cle., 11/13
36	J. Burrow to J. Chase at Cin., 9/29
36	J. Flacco to G. Wilson vs. NYJ, 1/8
34	L. Jackson to I. Likely at Bal., 9/18
33	J. Garoppolo to C. McCaffrey at SF, 12/4
31	A. Rodgers to M. Lewis vs. GB, 12/25
30	K. Pickett to G. Pickens vs. Pit., 10/23
29	M. Jones to H. Henry at NE, 1/1
29	M. Jones to T. Thornton at NE, 1/1
28	J. Allen to S. Diggs vs. Buf., 9/25
27	M. Jones to J. Meyers vs. NE, 9/11
27	J. Allen to I. McKenzie vs. Buf., 9/25
27	J. Goff to K. Raymond at Det., 10/30
26	L. Jackson to D. Duvernay at Bal., 9/18
25	L. Jackson to M. Andrews at Bal., 9/18
25t	K. Allen to J. Akins vs. Hou., 11/27
25	M. Jones to J. Meyers at NE, 1/1

RUSHING (15+ yards)

79t	L. Jackson at Bal., 9/18
61t	J. Fields at Chi., 11/6
53t	D. Cook vs. Min., 10/16
44	J. Allen at Buf., 12/17
43	Z. Moss vs. Buf., 9/25
33t	N. Chubb vs. Cle., 11/13
22	J. Kelley at LAC, 12/12
19	L. Jackson at Bal., 9/18
30	C. McCaffrey at SF, 12/4
19	L. Jackson at Bal., 9/18
19	J. Allen vs. Buf., 9/25
19	J. Mason at SF, 12/4
18	A. Jones vs. GB, 12/25
18	R. Stevenson at NE, 1/1
17	Br. Hall at NYJ, 10/9
17	J. Fields at Chi., 11/6
17	J. Fields at Chi., 11/6
16	K. Pickett vs. Pit., 10/23
16	N. Harris vs. Pit., 10/23
16	J. Cook at Buf., 12/17
15t	Br. Hall at NYJ, 10/9
15	Ja. Williams at Det., 10/30

DOLPHINS BIG GAMES

100-YARD RUSHERS

136	R. Mostert at Buf., 12/17
119	J. Wilson Jr. vs. Cle., 11/13
113	R. Mostert at NYJ, 10/9

100-YARD RECEIVERS

190	T. Hill at Bal., 9/18
188	T. Hill at Det., 10/30
177	T. Hill vs. Min., 10/16
171	J. Waddle at Bal., 9/18
160	T. Hill at Cin., 9/29
146	T. Hill at SF, 12/4
143	T. Hill at Chi., 11/6
143	J. Waddle vs. GB, 12/25
129	J. Waddle vs. Min., 10/16
114	J. Waddle at Buf., 12/17
106	J. Waddle at Det., 10/30
103	T. Hill vs. GB, 12/25
102	J. Waddle vs. Buf., 9/25

300-YARD PASSERS

469	T. Tagovailoa at Bal., 9/18
382	T. Tagovailoa at Det., 10/30
329	T. Bridgewater vs. Min., 10/16
310	T. Tagovailoa vs. GB, 12/25
302	T. Tagovailoa at Chi., 11/6

OPPONENTS BIG GAMES

100-YARD RUSHERS

178	J. Fields at Chi., 11/6
119	L. Jackson at Bal., 9/18

100-YARD RECEIVERS

124	T. Higgins at Cin., 9/29
116	M. Williams at LAC, 12/11
108	R. Bateman at Bal., 9/18
107	J. Jefferson vs. Min., 10/16
104	M. Andrews at Bal., 9/18
100	Br. Hall at NYJ, 10/9

300-YARD PASSERS

400	J. Allen vs. Buf., 9/25
367	J. Herbert at LAC, 12/11
321	J. Goff at Det., 10/30
318	L. Jackson at Bal., 9/18
304	J. Allen at Buf., 12/17



2022 REGULAR SEASON STATISTICS

GAME-BY-GAME STARTERS (OFFENSE)

GAME	WR	LT	LG	C	RG	RT	TE/WR	WR	QB	RB	FB/WR
NE	Waddle	Armstead	Eichenberg	Williams	Hunt	Jackson	Smythe	Hill	Tagovailoa	Edmonds	Ingold
at Bal.	Waddle	Armstead	Eichenberg	Williams	Hunt	Little	Smythe	Hill	Tagovailoa	Mostert	Ingold
BUF	Waddle	Armstead	Eichenberg	Williams	Hunt	Little	Smythe	Hill	Tagovailoa	Edmonds	Ingold
at Cin.	Waddle	Armstead	Eichenberg	Williams	Hunt	Little	Smythe	Hill	Tagovailoa	Mostert	Ingold
at NYJ	Waddle	Armstead	Eichenberg	Williams	Hunt	Little	Smythe	Hill	Bridgewater	Mostert	Ingold
MIN	Waddle	Little	Eichenberg	Williams	Hunt	Shell	Sheick	Hill	Thompson	Mostert	Ingold
PIT	Waddle	Armstead	Eichenberg	Williams	Hunt	Shell	Smythe	Hill	Tagovailoa	Mostert	Sherfield
at Det.	Waddle	Armstead	Eichenberg	Williams	Hunt	Shell	Smythe	Hill	Tagovailoa	Mostert	Ingold
at Chi.	Waddle	Armstead	Jones	Williams	Hunt	Shell	Smythe	Hill	Tagovailoa	Mostert	Ingold
CLE	Waddle	Armstead	Jones	Williams	Hunt	Shell	Smythe	Hill	Tagovailoa	Mostert	Ingold
HOU	Waddle	Armstead	Jones	Williams	Hunt	Jackson	Smythe	Hill	Tagovailoa	J. Wilson	Sherfield
at SF	Waddle	Little	Jones	Williams	Hunt	Shell	Sherfield	Hill	Tagovailoa	Mostert	Ingold
at LAC	Waddle	Armstead	Jones	Williams	Hunt	Shell	Smythe	Hill	Tagovailoa	Mostert	Ingold
at Buf.	Waddle	Armstead	Jones	Williams	Hunt	Shell	Smythe	Hill	Tagovailoa	Mostert	Ingold
GB	Waddle	Armstead	Jones	Williams	Hunt	Shell	Smythe	Hill	Tagovailoa	Mostert	Ingold
at NE	Waddle	Lamm	Eichenberg	Williams	Hunt	Shell	Smythe	Hill	Bridgewater	Mostert	Sherfield
NYJ	Waddle	Little	Eichenberg	Williams	Hunt	Shell	Smythe	Hill	Thompson	Mostert	Ingold
at Buf.	Waddle	Armstead	Cotton	Williams	Jones	Hunt	Smythe	Hill	Thompson	J. Wilson	Sherfield

GAME-BY-GAME STARTERS (DEFENSE)

GAME	DE	DT/NT	DE	LB	LB	LB	LB/CB	CB	CB	S	S
NE	Wilkins	Davis	Sieler	Phillips	Roberts	Baker	Ingram	Howard	Needham	Holland	Br. Jones
at Bal.	Wilkins	Davis	Sieler	Phillips	Roberts	Baker	Riley	Howard	Needham	Holland	Br. Jones
BUF	Wilkins	Sieler	Ogbah	Phillips	Roberts	Baker	Kohou	Howard	Needham	Holland	Br. Jones
at Cin.	Wilkins	Davis	Ogbah	Phillips	Roberts	Baker	Kohou	Howard	Crossen	Holland	Br. Jones
at NYJ	Wilkins	Davis	Sieler	Van Ginkel	Roberts	Baker	Ingram	Kohou	Needham	Holland	Br. Jones
MIN	Wilkins	Davis	Ogbah	Phillips	Roberts	Baker	Ingram	Howard	Needham	Holland	Br. Jones
PIT	Wilkins	Davis	Sieler	Phillips	Roberts	Baker	Van Ginkel	Howard	Igbinoghene	Holland	Br. Jones
at Det.	Wilkins	Davis	Sieler	Phillips	Roberts	Baker	Van Ginkel	Howard	Kohou	Holland	McKinley
at Chi.	Wilkins	Davis	Sieler	Phillips	Roberts	Baker	Chubb	Howard	Kohou	Holland	Rowe
CLE	Wilkins	Davis	Sieler	Phillips	Roberts	Baker	Chubb	Howard	Kohou	Holland	Rowe
HOU	Wilkins	Davis	Sieler	Phillips	Roberts	Baker	Chubb	Howard	Kohou	Holland	Rowe
at SF	Wilkins	Davis	Sieler	Riley	Roberts	Baker	Chubb	Howard	Kohou	Holland	Zimmer(DT)
at LAC	Wilkins	Davis	Sieler	Phillips	Roberts	Baker	Chubb	Howard	Kohou	Holland	Rowe
at Buf.	Wilkins	Kohou(CB)	Sieler	Phillips	Roberts	Baker	Chubb	Howard	Igbinoghene	Holland	McKinley
GB	Wilkins	Davis	Sieler	Phillips	Roberts	Baker	Chubb	Howard	Kohou	Holland	Rowe
at NE	Wilkins	Davis	Sieler	Phillips	Roberts	Baker	Van Ginkel	Crossen	Kohou	Holland	Rowe
NYJ	Wilkins	Davis	Sieler	Phillips	Roberts	Baker	Van Ginkel	Howard	Kohou	Holland	Campbell
at Buf.	Wilkins	Davis	Sieler	Phillips	Roberts	Baker	Van Ginkel	Howard	Kohou	Holland	Rowe

GAME-BY-GAME INACTIVES

NE	Igbinoghene	Ezukanma	Thompson	Rowe	Ahmed	Conner	Flowers
at Bal.	Gaskin	Ezukanma	Thompson	Tindall	Carter	Long	
BUF	Gaskin	Ezukanma	Thompson	Carter	Long	Davis	
at Cin.	Gaskin	Igbinoghene	C. Wilson Jr.	Ezukanma	Carter	Long	
at NYJ	Tagovailoa	Ezukanma	Howard	Ahmed	Long	Flowers	
MIN	Tagovailoa	Gaskin	Ezukanma	Kohou	Armstead	Jenkins	Smythe
PIT	Gaskin	Ezukanma	Thompson	Crossen	Kohou	Ogbah	
at Det.	Gaskin	Ezukanma	Thompson	Rowe	Cracraft		
at Chi.	Gaskin	Ezukanma	Thompson	Jackson	Cracraft		
CLE	Gaskin	Bridgewater	Igbinoghene	Ezukanma	Long	Cracraft	
HOU	Bridgewater	Igbinoghene	Ezukanma	Mostert	Long		
at SF	Gaskin	Bridgewater	Igbinoghene	Ezukanma	Armstead	Jackson	Long
at LAC	Gaskin	Bridgewater	Igbinoghene	Ezukanma	Long	Cracraft	
at Buf.	Bridgewater	Ezukanma	Rowe	Campbell	J. Wilson Jr.	Cracraft	
GB	Gaskin	Igbinoghene	Ezukanma	Thompson	Fisher	Conner	Cracraft
at NE	Tagovailoa	Chubb	Ezukanma	Howard	Armstead	Fisher	Conner
NYJ	Tagovailoa	Igbinoghene	C. Wilson Jr.	Scarlett	Lamm	Armstead	Conner
at Buf.	Tagovailoa	Igbinoghene	Mostert	Lamm	Shell	Eichenberg	Conner



2022 REGULAR SEASON STATISTICS

GAME-BY-GAME OFFENSE

	SCORE				1ST DOWNS			3RD DOWN		4TH DOWN		NET YARDS			TO	PEN	PEN YDS	TOP	
	PTS	OPP PTS	DIFF	OT	TOTAL	RUSH	PASS	PEN	CONV	ATT	CONV	ATT	TOTAL	RUSH					PASS
NE	20	7	+13	-	18	3	13	2	6	14	1	1	307	65	242	0	4	20	32:30
at Bal.	42	38	+4	-	27	5	22	0	7	11	2	2	547	86	461	2	8	51	34:47
BUF	21	19	+2	-	15	4	8	3	3	8	0	0	212	41	171	0	4	20	19:20
at Cin.	15	27	-12	-	20	3	13	4	2	10	0	1	378	85	293	2	6	41	28:25
at NYJ	17	40	-23	-	19	8	8	3	4	11	0	2	295	137	158	2	11	102	29:02
MIN	16	24	-8	-	23	5	18	0	4	14	1	2	458	73	385	3	10	97	35:29
PIT	16	10	+6	-	17	5	12	0	4	14	0	1	372	111	261	0	5	30	26:44
at Det.	31	27	+4	-	27	8	18	1	8	12	1	1	476	107	369	1	7	55	34:22
at Chi.	35	32	+3	-	21	3	15	3	5	10	0	2	379	77	302	0	3	38	25:14
CLE	39	17	+22	-	29	11	17	1	6	11	1	2	491	195	296	0	5	43	33:14
HOU	30	15	+15	-	25	4	18	3	4	15	1	1	339	66	273	1	4	35	32:27
at SF	17	33	-16	-	14	2	11	1	0	7	1	2	308	33	275	4	8	68	19:26
at LAC	17	23	-6	-	14	6	6	2	3	11	0	0	219	92	127	0	6	50	20:22
at Buf.	29	32	-3	-	20	8	9	3	5	14	1	1	405	188	217	0	8	51	30:07
GB	20	26	-6	-	15	5	10	0	2	7	1	1	376	82	294	4	8	62	28:00
at NE	21	23	-2	-	21	4	15	2	4	14	2	3	333	86	247	2	9	71	33:48
NYJ	11	6	+5	-	17	9	7	1	4	13	1	2	302	162	140	0	5	47	35:25
REG.TOT	397	399	-2	-	342	93	220	29	71	196	13	24	6197	1686	4511	21	111	881	29:20
at Buf.	31	34	-3	-	16	3	12	1	4	16	1	2	231	42	189	2	7	34	27:47

GAME-BY-GAME DEFENSE

	SCORE				1ST DOWNS			3RD DOWN		4TH DOWN		NET YARDS			TO	PEN	PEN YDS	TOP	
	PTS	OPP PTS	DIFF	OT	TOTAL	RUSH	PASS	PEN	CONV	ATT	CONV	ATT	TOTAL	RUSH					PASS
NE	7	20	-13	-	17	5	10	2	4	9	0	1	271	78	193	3	3	15	27:30
at Bal.	38	42	-4	-	22	6	13	3	3	10	1	3	473	155	318	0	1	5	25:13
BUF	19	21	-2	-	31	9	21	1	11	18	2	3	497	115	382	1	7	52	40:40
at Cin.	27	15	+12	-	16	4	11	1	8	15	0	1	371	67	304	0	6	74	31:35
at NYJ	40	17	+23	-	21	8	9	4	5	11	0	1	322	135	187	0	5	105	30:58
MIN	24	16	+8	-	11	2	7	2	2	12	0	0	234	78	156	0	2	20	24:31
PIT	10	16	-6	-	19	4	14	1	4	14	2	2	341	95	246	3	5	40	33:16
at Det.	27	31	-4	-	22	7	13	2	4	9	1	2	393	82	311	0	6	30	25:38
at Chi.	32	35	-3	-	23	15	7	1	10	16	1	2	368	252	116	0	4	92	34:46
CLE	17	39	-22	-	20	7	10	3	5	12	2	5	297	112	185	1	6	52	26:46
HOU	15	30	-15	-	14	3	9	2	2	13	1	1	210	36	174	3	5	45	27:33
at SF	33	17	+16	-	24	6	15	3	8	19	1	2	351	121	230	1	4	45	40:34
at LAC	23	17	+6	-	24	6	16	2	9	18	1	2	432	82	350	0	6	40	39:38
at Buf.	32	29	+3	-	29	9	16	4	8	14	0	0	446	150	296	1	7	51	29:53
GB	26	20	+6	-	17	4	11	2	2	14	3	5	301	79	222	1	5	40	32:00
at NE	23	21	+2	-	14	2	9	3	5	13	0	1	249	77	172	0	6	39	26:12
NYJ	6	11	-5	-	11	1	9	1	7	16	0	0	187	38	149	0	6	54	24:35
REG.TOT	399	397	+2	-	336	98	200	38	97	233	15	31	5743	1751	3992	14	84	799	30:40
at Buf.	34	31	+3	-	25	8	16	1	9	16	0	1	423	107	316	3	2	13	32:13



2022 REGULAR SEASON STATISTICS

GAME-BY-GAME RUSHING

(CARRIES-YARDS GAINED-LONGEST-TOUCHDOWNS)

	MOSTERT	J.WILSON JR.	INGOLD	TAGOVAILOA	WADDLE	HILL	GASKIN	AHMED	EDMONDS
NE	5-16-11-0	NOR	1-2-2-0	2-0-0-0	1-8-8-0	1-6-6-0	0-0-0-0	INA	12-25-7-0
at Bal.	11-51-11-0	NOR	1-1-1-0	1-1-1-0	0-0-0-0	0-0-0-0	INA	0-0-0-0	5-33-28-0
BUF	8-11-9-0	NOR	1-0-0-0	1-0-0-0	1-9-9-0	0-0-0-0	INA	DNP	6-21-8-2
at Cin.	15-69-25-0	NOR	0-0-0-0	0-0-0-0	0-0-0-0	1-(-1)-(-1)-0	INA	0-0-0-0	5-6-4-0
at NYJ	18-113-24-1	NOR	0-0-0-0	INA	0-0-0-0	2-13-10-0	4-9-6-0	INA	1-1-1-0
MIN	14-49-16-0	NOR	1-2-2-0	INA	0-0-0-0	0-0-0-0	INA	0-0-0-0	2-3-2-0
PIT	16-79-12-0	NOR	0-0-0-0	4-15-7-0	0-0-0-0	0-0-0-0	INA	0-0-0-0	7-17-9-0
at Det.	14-64-13-0	NOR	1-1-1-1	5-19-18-0	0-0-0-0	1-7-7-0	INA	1-2-2-0	4-14-8-0
at Chi.	9-26-14-1	9-51-28-0	0-0-0-0	5-0-4-0	0-0-0-0	0-0-0-0	INA	0-0-0-0	NOR
CLE	8-65-24t-1	17-119-20t-1	0-0-0-0	1-0-0-0	0-0-0-0	0-0-0-0	INA	3-11-7-0	NOR
HOU	INA	13-39-9-1	0-0-0-0	0-0-0-0	0-0-0-0	1-5-5-0	6-17-10-0	DNP	NOR
at SF	7-30-8-0	1-3-3-0	0-0-0-0	0-0-0-0	0-0-0-0	0-0-0-0	INA	DNP	NOR
at LAC	11-37-13-0	4-26-20-0	0-0-0-0	3-28-14-0	0-0-0-0	0-0-0-0	INA	1-1-1-0	NOR
at Buf.	17-136-67-0	INA	1-2-2-0	1-7-7-0	0-0-0-0	0-0-0-0	0-0-0-0	6-43-11t-1	NOR
GB	8-45-17-0	9-37-12-1	0-0-0-0	1-0-0-0	0-0-0-0	0-0-0-0	INA	0-0-0-0	NOR
at NE	9-29-6-0	15-45-11-0	0-0-0-0	INA	0-0-0-0	1-2-2t-1	IR	0-0-0-0	NOR
NYJ	11-71-21-0	16-72-16-0	0-0-0-0	INA	1-9-9-0	0-0-0-0	IR	1-7-7-0	NOR
at Buf.*	INA	10-23-6-1	0-0-0-0	INA	1-8-8-0	2-5-8-0	IR	5-3-6-0	NOR

OTHERS: BRIDGEWATER: 1-11-11-0 at Cincinnati (9/29), 1-10-10-0 vs. Minnesota (10/16), 1-6-6-0 at New England (1/1). FEJEDELEM: 1-0-0-0 vs. Minnesota (10/16). SMYTHE: 1-1-1t-1 at N.Y. Jets (10/9), 1-0-0-0 vs. Cleveland (11/13). THOMPSON: 1-9-9-0 vs. Minnesota (10/16), 3-0-0-0 vs. Cleveland (11/13), 6-5-3-0 vs. Houston (11/27), 1-4-4-0 at New England (1/1), 3-3-2-0 vs. N.Y. Jets (1/8), 2-3-2-0 at Buffalo (1/15/23)*. **C. WILSON JR.:** 1-8-8-0 vs. New England (9/11).

*AFC Wild Card game

GAME-BY-GAME RECEIVING

(RECEPTIONS-YARDS GAINED-LONGEST-TOUCHDOWNS)

	HILL	WADDLE	GESICKI	SMYTHE	SHERFIELD	C.WILSON JR.	MOSTERT	J.WILSON JR.	INGOLD
NE	8-94-26-0	4-69-42t-1	1-1-1-0	1-14-14-0	1-8-8-0	2-20-12-0	1-16-16-0	NOR	1-8-8-0
at Bal.	11-190-60t-2	11-171-59-2	4-41-14t-1	1-5-5-0	2-9-12-0	0-0-0-0	3-28-13-0	NOR	2-15-13-0
BUF	2-33-22-0	4-102-45-0	1-6-6-0	3-23-13-0	1-5-5-0	0-0-0-0	0-0-0-0	NOR	0-0-0-0
at Cin.	10-160-64-0	2-39-20-0	2-23-21-0	0-0-0-0	4-55-16-0	INA	2-12-6-0	NOR	0-0-0-0
at NYJ	7-47-13-0	3-23-11-0	1-30-30-0	1-8-8-0	1-5-5-0	2-20-11-0	1-9-9-0	NOR	0-0-0-0
MIN	12-177-28-0	6-129-49-0	6-69-18-2	INA	1-6-6-0	0-0-0-0	1-(-1)-(-1)-0	NOR	2-10-8-0
PIT	7-72-21-0	4-88-25-0	3-27-18-0	0-0-0-0	3-44-32-0	0-0-0-0	4-30-18-1	NOR	0-0-0-0
at Det.	12-188-42-0	8-106-29t-2	3-38-20-1	0-0-0-0	2-25-14-0	0-0-0-0	1-3-3-0	NOR	1-5-5-0
at Chi.	7-143-39-1	5-85-26-1	1-3-3-0	0-0-0-0	3-27-18-0	2-23-14-0	0-0-0-0	3-21-10t-1	0-0-0-0
CLE	5-44-20-1	4-66-29-0	2-31-16-0	0-0-0-0	4-63-27-1	1-7-7-0	4-22-8-0	2-24-14-0	4-45-17-1
HOU	6-85-29-0	5-85-34-0	0-0-0-0	1-4-4t-1	2-33-24-0	2-26-20-0	INA	1-13-13-0	1-0-0-0
at SF	9-146-45t-1	1-9-9-0	0-0-0-0	2-21-19-0	1-75-75t-1	0-0-0-0	0-0-0-0	0-0-0-0	3-15-7-0
at LAC	4-81-60t-1	2-31-19-0	0-0-0-0	0-0-0-0	1-7-7-0	2-19-12-0	1-7-7-0	0-0-0-0	0-0-0-0
at Buf.	9-69-20t-1	3-114-67t-1	1-5-5-0	1-(-2)-(-2)-0	0-0-0-0	1-21-21-0	1-20-20-0	INA	1-7-7-0
GB	4-103-52-0	5-143-84t-1	1-24-24-0	1-8-8-0	2-25-15-0	0-0-0-0	2-4-2-0	1-3-3-0	0-0-0-0
at NE	4-55-19-0	3-52-23-0	2-18-14-1	1-9-9-0	2-30-23-0	0-0-0-0	8-62-25-1	3-31-13-0	0-0-0-0
NYJ	2-23-15-0	5-44-15-0	4-46-32-0	3-39-26-0	0-0-0-0	INA	2-(-10)-1-0	2-2-2-0	0-0-0-0
at Buf.*	7-69-19-0	3-44-25-0	2-15-8-1	1-20-20-0	0-0-0-0	1-14-14-0	INA	1-13-13-0	0-0-0-0

OTHERS: AHMED: 1-8-8-0 at New England (1/1), 3-45-20-0 at Buffalo (1/15/23)*. CRACRAFT: 1-2-2t-1 at Baltimore (9/18), 1-11-11t-1 vs. Buffalo (9/25), 4-55-22-0 vs. Houston (11/27), 2-29-18-0 at San Francisco (12/4), 1-5-5-0 vs. N.Y. Jets (1/8). EDMONDS: 4-40-15-0 vs. New England (9/11), 1-8-8-0 at Baltimore (9/18), 1-6-6-0 vs. Buffalo (9/25), 2-14-7t-1 at Cincinnati (9/29), 2-28-14-0 vs. Minnesota (10/16). EZUKANMA: 1-3-3-0 vs. N.Y. Jets (1/8). GASKIN: 3-24-16-0 at N.Y. Jets (10/9), 1-4-4-0 vs. Houston (11/27). **B. SANDERS:** 2-17-13-0 at Detroit (10/30).

*AFC Wild Card game



2022 REGULAR SEASON STATISTICS

GAME-BY-GAME PASSING

	TUA TAGOVAILOA								
	ATT	COM	YDS	PCT	TD	INT	LG	SKD/YDS	RATING
NE	33	23	270	69.7	1	0	42t	3/28	104.4
at Bal.	50	36	469	72.0	6	2	60t	1/8	124.1
BUF	18	13	186	72.2	1	0	45	1/7	123.8
at Cin.	14	8	110	57.1	0	1	26	1/10	52.7
at NYJ									
MIN									
PIT	35	21	261	60.0	1	0	32	0/0	92.7
at Det.	36	29	382	80.6	3	0	42	2/13	138.7
at Chi.	30	21	302	70.0	3	0	39	0/0	135.7
CLE	32	25	285	78.1	3	0	29	0/0	135.0
HOU	36	22	299	61.1	1	0	34	4/26	96.9
at SF	33	18	295	54.5	2	2	75t	3/20	79.7
at LAC	28	10	145	35.7	1	0	60t	2/18	65.3
at Buf.	30	17	234	56.7	2	0	67t	2/17	104.0
GB	25	16	310	64.0	1	3	84t	2/16	80.8
at NE									
NYJ									
at Buf.*									

	TEDDY BRIDGEWATER								
	ATT	COM	YDS	PCT	TD	INT	LG	SKD/YDS	RATING
NE									
at Bal.									
BUF	2	0	0	0.0	0	0	0	1/8	39.6
at Cin.	23	14	193	60.9	1	1	64	0/0	84.1
at NYJ	1	0	0	0.0	0	0	0	0/0	39.6
MIN	34	23	329	67.6	2	2	49	5/25	93.9
PIT									
at Det.									
at Chi.									
CLE									
HOU									
at SF									
at LAC									
at Buf.									
GB									
at NE	19	12	161	63.2	1	1	25	1/12	85.6
NYJ									
at Buf.*									

	SKYLAR THOMPSON								
	ATT	COM	YDS	PCT	TD	INT	LG	SKD/YDS	RATING
NE									
at Bal.									
BUF									
at Cin.									
at NYJ	33	19	166	57.6	0	1	30	2/8	58.4
MIN	13	7	89	53.8	0	0	30	1/8	75.5
PIT									
at Det.									
at Chi.									
CLE	1	1	17	100.0	0	0	17	0/0	118.8
HOU	5	1	6	20.0	0	0	6	1/6	39.6
at SF	1	0	0	0.0	0	1	0	0/0	0.0
at LAC									
at Buf.									
GB									
at NE	21	12	104	57.1	1	1	23	1/6	66.4
NYJ	31	20	152	64.5	0	0	32	1/12	76.3
at Buf.*	45	18	220	40.0	1	2	25	4/31	44.7

OTHERS: C. WILSON JR.: 0-0-0, 0.0, 0.0, 0, 0, 0, 1/6, 0.0 vs. Cleveland (11/13).

*AFC Wild Card game



2022 POSTSEASON STATISTICS

POSTSEASON RESULTS (0-1)

DATE	OPPONENT	SCORE	W/L	ATTENDANCE
Jan. 15	at Buffalo	31-34	L	70,651

TEAM STATISTICS

	DOLPHINS	OPPONENTS
TOTAL FIRST DOWNS	16	25
Rushing	3	8
Passing	12	16
Penalty	1	1
3rd Down: Made/Att	4/16	9/16
3rd Down Pct.	25.0%	56.3%
4th Down: Made/Att	1/2	0/1
4th Down Pct.	50.0%	0.0%
POSSESSION AVG.	27:47	32:13
TOTAL NET YARDS	231	423
Avg. Per Game	231.0	423.0
Total Plays	69	72
Avg. Per Play	3.3	5.9
NET YARDS RUSHING	42	107
Avg. Per Game	42.0	107.0
Total Rushes	20	26
NET YARDS PASSING	189	316
Avg. Per Game	189.0	316.0
Sacked/Yards Lost	4/31	7/36
Gross Yards	220	352
Attempts/Completions	45/18	39/23
Completion Pct.	40.0%	59.0%
Had Intercepted	2	2
PUNTS/AVERAGE	6/43.7	5/47.8
NET PUNTING AVG.	40.8	33.2
PENALTIES/YARDS	7/34	2/13
FUMBLES/BALL LOST	0/0	4/1
TOUCHDOWNS	3	4
Rushing	1	1
Passing	1	3
Returns	1	0

SCORE BY QUARTERS	Q1	Q2	Q3	Q4	OT	TOTAL
Dolphins	0	17	7	7	0	31
Opponents	14	6	14	0	0	34



2022 POSTSEASON STATISTICS

PASSING

	ATT	CMP	YDS	CMP%	YDS/ATT	TD	TD%	INT	INT%	LONG	SACK	LOST	RATING
S.Thompson	45	18	220	40.0%	4.9	1	2.2%	2	4.4%	25	4	31	44.7
DOLPHINS	45	18	220	40.0%	4.9	1	2.2%	2	4.4%	25	4	31	44.7
OPPONENTS	39	23	352	59.0%	9.0	3	7.7%	2	5.1%	52	7	36	93.1

RUSHING

	NO.	YDS.	AVG.	LG	TD
J. Wilson Jr.	10	23	2.3	6	1
J. Waddle	1	8	8.0	8	0
T. Hill	2	5	2.5	8	0
S. Ahmed	5	3	0.6	6	0
S. Thompson	2	3	1.5	2	0
DOLPHINS	20	42	2.1	8	1
OPPONENTS	26	107	4.1	13	1

RECEIVING

	NO.	YDS.	AVG.	LG	TD
T. Hill	7	69	9.9	19	0
S. Ahmed	3	45	15.0	20	0
J. Waddle	3	44	14.7	25	0
M. Gesicki	2	15	7.5	8	1
D. Smythe	1	20	20.0	20	0
C. Wilson Jr.	1	14	14.0	14	0
J. Wilson Jr.	1	13	13.0	13	0
DOLPHINS	18	220	12.2	25	1
OPPONENTS	23	352	15.3	52	3

INTERCEPTIONS

	NO.	YDS.	AVG.	LG	TD
X. Howard	1	49	49.0	49	0
J. Holland	1	29	29.0	29	0
DOLPHINS	2	78	39.0	49	0
OPPONENTS	2	10	5.0	10	0

PUNTING

	NO.	YDS.	AVG.	NET	TB	IN 20	LG	BLK
T. Morstead	6	262	43.7	40.8	0	1	52	0
DOLPHINS	6	262	43.7	40.8	0	1	52	0
OPPONENTS	5	239	47.8	33.2	1	2	53	0

PUNT RETURNS

	RET.	FC	YDS.	AVG.	LG	TD
C. Wilson Jr.	2	1	53	26.5	50	0
DOLPHINS	2	1	53	26.5	50	0
OPPONENTS	3	3	17	5.7	11	0

KICKOFF RETURNS

	NO.	YDS.	AVG.	LG	TD
R. Cracraft	1	23	23.0	23	0
DOLPHINS	1	23	23.0	23	0
OPPONENTS	2	56	28.0	30	0

FIELD GOALS

	1-19	20-29	30-39	40-49	50+
J.Sanders	0/0	0/0	1/1	2/2	0/0
DOLPHINS	0/0	0/0	1/1	2/2	0/0
OPPONENTS	0/0	0/0	2/2	0/0	0/0



2022 POSTSEASON STATISTICS

SCORING

	TOTAL	TDR	TDP	TDRT	PAT	FG	2-PT	PTS
J. Sanders	0	0	0	0	2/2	3/3	0	11
M. Gesicki	1	0	1	0	0/0	0/0	0	6
Z. Sieler	1	0	0	1	0/0	0/0	0	6
J. Wilson Jr.	1	1	0	0	0/0	0/0	0	6
T. Hill	0	0	0	0	0/0	0/0	1	2
DOLPHINS	3	1	1	1	2/2	3/3	1	31
OPPONENTS	4	1	3	0	4/4	2/2	0	34

TWO-POINT CONVERSIONS

T. Hill, 1.

DOLPHINS: 1/1, OPPONENTS: 0/0

SACKS

Z. Sieler 2.0, E. Rowe 1.0, J. Baker 1.0, B. Chubb 1.0, C. Wilkins 1.0, J. Phillips 0.5, E. Campbell 0.5

DOLPHINS: 7.0, OPPONENTS: 4.0

DEFENSE

PLAYER	SOLO	ASST	TOT	SACKS	YDS	TFL	QBH	INT	PD	FF	FR
J. Holland	8	1	9	-	-	-	-	1	2	-	-
J. Phillips	4	5	9	0.5	0.0	2	3	-	-	-	-
E. Rowe	5	2	7	1.0	17.0	1	-	-	-	1	-
J. Baker	4	3	7	1.0	7.0	1	1	-	-	-	-
Z. Sieler	3	3	6	2.0	4.0	1	4	-	-	-	1
C. Wilkins	2	2	4	1.0	1.0	-	2	-	-	-	-
X. Howard	3	0	3	-	-	-	-	1	2	-	-
K. Crossen	3	0	3	-	-	-	-	-	-	-	-
E. Roberts	2	1	3	-	-	-	2	-	-	-	-
K. Kohou	2	0	2	-	-	-	-	-	2	-	-
D. Riley	2	0	2	-	-	-	-	-	-	1	-
E. Campbell	1	1	2	0.5	0.0	-	1	-	-	-	-
M. Ingram	1	1	2	-	-	-	-	-	-	-	-
B. Chubb	1	0	1	1.0	7.0	-	-	-	-	1	-
J. Jenkins	1	0	1	-	-	-	-	-	-	-	-
R. Davis	0	1	1	-	-	-	-	-	-	-	-
A. Van Ginkel	0	1	1	-	-	-	-	-	-	-	-

NOTE: Special teams and miscellaneous tackles not included above.

MISCELLANEOUS TACKLES: A. Ingold 1, T. Sherfield 1.

MISCELLANEOUS FUMBLE RECOVERIES: None.

SACKS:

Z. Sieler (2.0) – 2.0 at Buffalo (1/15)

E. Rowe (1.0) – 1.0 at Buffalo (1/15)

J. Baker (1.0) – 1.0 at Buffalo (1/15)

B. Chubb (1.0) – 1.0 at Buffalo (1/15)

C. Wilkins (1.0) – 1.0 at Buffalo (1/15)

J. Phillips (0.5) – 0.5 at Buffalo (1/15)

E. Campbell (0.5) – 0.5 at Buffalo (1/15)

SPECIAL TEAMS

	SOLO	ASST	TOTAL	FF	FR	BFG	BPAT	BPNT
C. Fejedelem	1	1	2	-	-	-	-	-
J. Holland	1	-	1	-	-	-	-	-
T. Morstead	1	-	1	-	-	-	-	-
S. Eguavoen	-	1	1	-	-	-	-	-



2022 POSTSEASON STATISTICS

2022 POSTSEASON PLAYER PARTICIPATION

NAME	BUF	GP	GS	DNP	INA
Ahmed, Salvon	X	1	0	0	0
Armistead, Terron	LT	1	1	0	0
Baker, Jerome	LB	1	1	0	0
Bargas, Jake	PS	0	0	0	0
Barnes, Kalon	NOR	0	0	0	0
Bethel, Justin	X	1	0	0	0
Bridgewater, Teddy	DNP	0	0	1	0
Bronson, Josiah	PS	0	0	0	0
Bryant, Big Kat	NOR	0	0	0	0
Campbell, Elijah	X	1	0	0	0
Carter, Cethan	IR	0	0	0	0
Christian, Geron	DNP	0	0	1	0
Chubb, Bradley	X	1	0	0	0
Coleman, Larnel	NOR	0	0	0	0
Conner, Tanner	INA	0	0	0	1
Cotton, Lester	LG	1	1	0	0
Cracraft, River	X	1	0	0	0
Crossen, Keion	X	1	0	0	0
Davis, Raekwon	NT	1	1	0	0
Deiter, Michael	X	1	0	0	0
Edmonds, Chase	NOR	0	0	0	0
Eguavoen, Sam	X	1	0	0	0
Eichenberg, Liam	INA	0	0	0	1
Ellis, Tino	PS	0	0	0	0
Empey, James	PS	0	0	0	0
Ezukanma, Erik	DNP	0	0	1	0
Fejedelem, Clayton	X	1	0	0	0
Ferguson, Blake	X	1	0	0	0
Fisher, Eric	IR	0	0	0	0
Flowers, Trey	IR	0	0	0	0
Gaillard, Lamont	NOR	0	0	0	0
Gaskin, Myles	IR	0	0	0	0
Gesick, Mike	X	1	0	0	0
Glennon, Mike	PS	0	0	0	0
Goode, Cameron	PS	0	0	0	0
Gustin, Porter	PS-I	0	0	0	0
Hamilton, DaeSean	NOR	0	0	0	0
Hermanns, Grant	NOR	0	0	0	0
Hill, Tyreek	WR	1	1	0	0
Hinton, Christopher	NOR	0	0	0	0
Holland, Jevon	S	1	1	0	0
Hollman, Kadar	PS	0	0	0	0
Howard, Xavien	CB	1	1	0	0
Hunt, Robert	RT	1	1	0	0
Igbininghene, Noah	INA	0	0	0	1
Ingold, Alec	X	1	0	0	0
Ingram, Melvin	X	1	0	0	0
Jackson, Austin	IR	0	0	0	0
Jackson, Calvin	PS	0	0	0	0
Jenkins, John	X	1	0	0	0
Jones, Brandon	IR	0	0	0	0
Jones, Byron	PUP	0	0	0	0
Jones, Robert	RG	1	1	0	0
Kohou, Kader	CB	1	1	0	1
Lamm, Kendall	INA	0	0	0	1
Little, Greg	X	1	0	0	0
Long, Hunter	X	1	0	0	0
Lovett, John	IR	0	0	0	0
McIntosh, R.J.	PS	0	0	0	0
McKinley III, Verone	X	1	0	0	0
Morstead, Thomas	X	1	0	0	0
Mostert, Raheem	INA	0	0	0	1
Munson, Calvin	NOR	0	0	0	0
Needham, Nik	IR	0	0	0	0
Ogbah, Emmanuel	IR	0	0	0	0
Perine, La'Mical	DNP	0	0	1	0
Perry, Jamal	PS	0	0	0	0
Phillips, Jaelan	LB	1	1	0	0
Riley, Duke	X	1	0	0	0
Roberts, Elandon	LB	1	1	0	0
Rowe, Eric	S	1	1	0	0
Sanders, Braylon	PS	0	0	0	0
Sanders, Jason	X	1	0	0	0
Scarlett, Brennan	PS	0	0	0	0
Shaheen, Adam	IR	0	0	0	0
Shell, Brandon	INA	0	0	0	1
Sherfield, Trent	WR	1	1	0	0
Sieler, Zach	DE	1	1	0	0
Sinnett, Reid	NOR	0	0	0	0
Smith, Ken	PS	0	0	0	0
Smythe, Durham	TE	1	1	0	0
Steele, Chris	NOR	0	0	0	0
Stille, Ben	NOR	0	0	0	0
Swain, Freddie	NOR	0	0	0	1
Tagovailoa, Tua	INA	0	0	0	1
Thompson, Skylar	QB	1	1	0	0
Tindall, Channing	X	1	0	0	0
Twyman, Jaylen	PS	0	0	0	0
Van Ginkel, Andrew	LB	1	1	0	0
Waddle, Jaylen	WR	1	1	0	0
White, ZaQuandre	NOR	0	0	0	0
Wilkins, Christian	DE	1	1	0	0
Williams, Connor	C	0	1	0	0
Williams, Tril	IR	0	0	0	0
Wilson Jr., Cedrick	X	1	0	0	0
Wilson Jr., Jeff	RB	1	1	0	0
Zimmer, Justin	IR	0	0	0	0

POSITION IN CAPS = STARTER

X = PLAYED/SUBSTITUTED

NFI - NON-FOOTBALL ILLNESS/INJURY

R/C-19 = RESERVE/COVID-19

INA = INACTIVE

IR = INJURED RESERVE

PUP = PHYSICALLY UNABLE TO PERFORM

R/SUS= RESERVE/SUSPENDED

SUS = SUSPENDED

NOR = NOT ON ROSTER

PS-I = PRACTICE SQUAD (INJURED)

PS = PRACTICE SQUAD

DNP = DID NOT PLAY



THE LAST TIME IT HAPPENED

THE LAST TIME (TEAM)

BY DOLPHINS		BY OPPONENT
38-35, vs. Cincinnati, 12/22/19	WON IN OVERTIME	28-31 at Las Vegas, 9/26/21
11-6, vs. N.Y. Jets, 1/8/23	WON BY SCORING IN THE LAST 2 MINUTES	32-29, at Buffalo, 12/17/22
28-31 at Las Vegas, 9/26/21	TIED BY SCORING IN THE LAST 2 MINUTES	38-35, vs. Cincinnati, 12/22/19
24-0, vs. N.Y. Jets, 10/18/20	SHUTOUT AN OPPONENT	0-35, vs. Buffalo, 9/19/21
39-17, vs. Cleveland, 11/13/22	WON BY 20+ POINTS	17-40, at N.Y. Jets, 10/9/22
42-38, at Baltimore, 9/18/22	WON AFTER TRAILING BY 20+ POINTS	34-46, vs. New Orleans, 10/25/09
30-15, vs. Houston, 11/27/22	HELD A 28+ POINT LEAD	3-34, at Tennessee, 1/3/22
30-15, vs. Houston, 11/27/22	HELD A 21+ POINT LEAD	17-40, at N.Y. Jets, 10/9/22
20 (2nd quarter), vs. Houston, 11/27/22	SCORED 20+ POINTS IN A QUARTER	21 (4th quarter), at N.Y. Jets, 10/9/22
20 (1st half) vs. Green Bay, 12/25/22	SCORED 20+ POINTS IN A HALF	21 (1st half), at Buffalo, 12/17/22
11-6, vs. N.Y. Jets, 1/8/23	HELD OPPONENT WITHOUT A TD	11-6, vs. N.Y. Jets, 1/8/23
2 offense, 1 defense vs. Houston, 11/27/22	SCORED TD ON OFFENSE AND DEFENSE	2 offense and 1 defense, at New England, 1/1/23
2 offense, 1 defense & 1 special teams, vs. L.A. Rams, 11/1/20	SCORED TD ON OFFENSE, DEFENSE & SPECIAL TEAMS	6 offense, 1 defense & 1 special teams, at Buffalo, 1/3/21
vs. N.Y. Jets, 1/8/23	SCORED SAFETY	at N.Y. Jets, 10/9/22

THE LAST TIME (OFFENSE)

BY DOLPHINS		BY OPPONENT
Has never happened	600+ NET YARDS OF OFFENSE	643, vs. Baltimore, 9/8/19
547, at Baltimore, 9/18/22	500+ NET YARDS OF OFFENSE	558, at Tampa Bay, 10/10/21
405, at Buffalo, 12/17/22	400+ NET YARDS OF OFFENSE	446, at Buffalo, 12/17/22
315, vs. Baltimore, 11/11/73	300+ NET RUSHING YARDS	305, at Pittsburgh, 12/18/88
250, vs. New England, 12/20/20	200+ NET RUSHING YARDS	252, at Chicago, 11/6/22
206, Jay Ajayi, at Buffalo, 12/24/16	200-YARD RUSHING GAME	203, Rueben Mayes, vs. New Orleans, 12/7/86
206, Jay Ajayi, at Buffalo, 12/24/16	150-YARD RUSHING GAME	178, Justin Fields at Chicago, 11/6/22
136, Raheem Mostert, at Buffalo, 12/17/22	100-YARD RUSHING GAME	178, Justin Fields at Chicago, 11/6/22
Mercury Morris (125) and Don Nottinghams (102), at Green Bay, 10/5/75	TWO 100-YARD RUSHERS	Ezekiel Elliott (125) and Tony Pollard (103), at Dallas, 9/22/19
Kenyan Drake, 120, vs. Denver, 12/3/17, 114, vs. New England, 12/11/17	CONSECUTIVE 100-YARD RUSHING GAMES	Payton Barber, 111, at Las Vegas, 9/26/21 Jonathan Taylor, 103, vs. Indianapolis, 10/3/21
Salvon Ahmed (122) and Matt Breida (86), vs. New England, 12/20/20	COMBINED 200-YARDS RUSHING BY 2 PLAYERS	Justin Fields (178) and David Montgomery (36)/Khalil Herbert (23) at Chicago, 11/6/22
32, Jay Ajayi, at Buffalo, 12/24/16	30+ CARRIES	32, Knile Davis, vs. Kansas City, 9/21/14
25, Duke Johnson, vs. New England, 1/9/22	25+ CARRIES	26, D'Onta Foreman, at Tennessee, 1/3/22
85t, Lamar Miller, vs. Houston, 10/25/15	80+ YARD RUSHING PLAY	Has never happened
67, Raheem Mostert, at Buffalo, 12/17/22	60+ YARD RUSHING PLAY	61t, Justin Fields at Chicago, 11/6/22



THE LAST TIME IT HAPPENED

THE LAST TIME (OFFENSE)

BY DOLPHINS		BY OPPONENT
67, Raheem Mostert, at Buffalo, 12/17/22	40+ YARD RUSHING PLAY	44, Josh Allen, at Buffalo, 12/17/22
2, Chase Edmonds, vs. Buffalo, 9/25/22	2+ RUSHING TOUCHDOWNS	2, Michael Carter at N.Y. Jets, 10/9/22
461, at Baltimore, 9/18/22	400+ NET PASSING YARDS (TEAM)	437, at Tampa Bay, 10/10/21
339, vs. Houston, 11/27/22	300+ NET PASSING YARDS (TEAM)	350, at L.A. Chargers, 12/11/22
50, Tua Tagovailoa, at Baltimore, 9/18/22	50+ PASS ATTEMPTS	51, Justin Herbert, at L.A. Chargers, 12/11/22
50, Tua Tagovailoa, at Baltimore, 9/18/22	40+ PASS ATTEMPTS	40, Josh Allen, at Buffalo, 12/17/22
36, Tua Tagovailoa, at Baltimore, 9/18/22	30+ COMPLETIONS	39, Justin Herbert, at L.A. Chargers, 12/11/22
25, Tua Tagovailoa, vs. Cleveland, 11/13/22	25+ COMPLETIONS	25, Josh Allen, at Buffalo, 12/17/22
at Chicago, 11/6/22	NO SACKS ALLOWED	vs. N.Y. Jets, 1/8/23
Has never happened	PERFECT PASSER RATING (158.3) (MIN. 20 ATTEMPTS)	158.3, Lamar Jackson, vs. Baltimore, 9/15/19
310, Tua Tagovailoa, vs. Green Bay, 12/25/22	300+ YARD PASSER	304, Josh Allen, at Buffalo, 12/17/22
Tua Tagovailoa, 382, at Detroit, 10/30/22 and 302, at Chicago, 11/6/22	CONSECUTIVE 300+ YARD PASSING GAMES	367, Justin Herbert, at L.A. Chargers, 12/11/22 and 304, Josh Allen, at Buffalo, 12/17/22
6, Tua Tagovailoa, at Baltimore, 9/18/22	4+ TD PASSES	4, Josh Allen, at Buffalo, 12/17/22
3, Tua Tagovailoa, vs. Cleveland, 11/13/22	3+ TD PASSES	4, Josh Allen, at Buffalo, 12/17/22
15, Chris Chambers, vs. Buffalo, 12/4/05	15+ RECEPTIONS	15, Isaac Bruce, at St. Louis, 12/24/95
12, Tyreek Hill, at Detroit, 10/30/22	10+ RECEPTIONS	12, Keenan Allen, at L.A. Chargers, 12/11/22
253, Brian Hartline, at Arizona, 9/30/12	200-YARD RECEIVER	221, Eric Decker, vs. N.Y. Jets, 12/28/14
188, Tyreek Hill, at Detroit, 10/30/22	150-YARD RECEIVER	163, Kyle Pitts, vs. Atlanta, 10/24/21
143, Jaylen Waddle, vs. Green Bay, 12/25/22	100-YARD RECEIVER	116, Mike Williams, at L.A. Chargers, 12/11/22
103, Tyreek Hill vs. Green Bay, 12/25/22		
Jaylen Waddle (143) and Tyreek Hill (103), vs. Green Bay, 12/25/22	TWO 100-YARD RECEIVERS IN SAME GAME	Rashod Bateman (108) and Mark Andrews (104), at Baltimore, 9/18/22
114, Jaylen Waddle, at Buffalo, 12/17/22 and 143, vs. Green Bay, 12/25/22	CONSECUTIVE 100-YARD RECEIVING GAMES	Breece Hall, 100, at N.Y. Jets, 10/9/22 and Justin Jefferson, 107, vs. Minnesota, 10/16/22
Tyreek Hill, 111 (2nd half), at San Francisco, 12/4/22	100 YARDS RECEIVING IN A HALF	Rashod Bateman, 108 (1st half), at Baltimore, 9/18/22
Has never happened	90+ YARD PASSING PLAY	99t, Tom Brady to Wes Welker, vs. New England, 9/12/11
84t, Tua Tagovailoa to Jaylen Waddle, vs. Green Bay, 12/25/22	80+ YARD PASSING PLAY	85t, Derek Carr to Nelson Agholor, at Las Vegas, 12/26/20
84t, Tua Tagovailoa to Jaylen Waddle, vs. Green Bay, 12/25/22	60+ YARD PASSING PLAY	79, Zach Wilson to Breece Hall, at N.Y. Jets, 10/9/22
84t, Tua Tagovailoa to Jaylen Waddle, vs. Green Bay, 12/25/22		
52, Tua Tagovailoa to Tyreek Hill, vs. Green Bay, 12/25/22	50+ YARD PASSING PLAY	55, Justin Herbert to Mike Williams, at L.A. Chargers, 12/11/22
84t, Tua Tagovailoa to Jaylen Waddle, vs. Green Bay, 12/25/22		
52, Tua Tagovailoa to Tyreek Hill, vs. Green Bay, 12/25/22	40+ YARD PASSING PLAY	42, Aaron Rodgers to Allen Lazard, vs. Green Bay, 12/25/22
3, Lamar Thomas, vs. Denver, 12/21/98	3+ TD RECEPTIONS	3, Danny Woodhead, at San Diego, 12/20/15
2, Jaylen Waddle, at Detroit, 10/30/22	2+ TD RECEPTIONS	2, Cole Kmet, at Chicago, 11/6/22



THE LAST TIME IT HAPPENED

THE LAST TIME (OFFENSE)

BY DOLPHINS		BY OPPONENT
Myles Gaskin (25 rushing and 74 receiving), at Tampa Bay, 10/10/21	LED TEAM IN RUSHING & RECEIVING IN SAME GAME	Christian McCaffrey, (66 rushing and 80 receiving), at San Francisco, 12/4/22
Raheem Mostert (136 rushing) and Jaylen Waddle (114 receiving) at Buffalo, 12/17/22	100-YARD RUSHER & 100-YARD RECEIVER IN SAME GAME	Lamar Jackson (119 rushing), Rashod Bateman (108 receiving)/Mark Andrews (104 receiving) at Baltimore, 9/18/22
Brock Osweiler (380 passing), Frank Gore (101 rushing) and Albert Wilson (155 receiving) vs. Chicago, 10/14/18	100-YARD RUSHER, 100-YARD RECEIVER & 300-YARD PASSER IN SAME GAME	Lamar Jackson (318 passing), Lamar Jackson (119 rushing) and Rashod Bateman (108 receiving)/Mark Andrews (104 receiving) at Baltimore, 9/18/22
Kenyan Drake (1 rushing, 1 receiving), at Indianapolis, 11/25/18	1+ RUSHING TD & 1+ RECEIVING TD IN SAME GAME	Tyreek Hill (1 rushing, 1 receiving), vs. Kansas City, 12/13/20
Tua Tagovailoa (1 passing, 1 rushing), at New England, 9/12/21	1+ PASSING TD & 1+ RUSHING TD IN SAME GAME	Justin Fields (3 passing, 1 rushing), at Chicago, 11/6/22
vs. N.Y. Jets, 1/8/23	NO TURNOVERS	vs. N.Y. Jets, 1/8/23
at San Francisco, 12/4/22	TD SCORED ON FIRST DRIVE	at New England, 1/1/23
Tua Tagovailoa to Mike Gesicki, at Buffalo, 10/31/21	SUCCESSFUL 2-POINT CONVERSION	Josh Allen, at Buffalo, 12/17/22
at Buffalo, 12/17/22	FAILED 2-POINT CONVERSION	vs. Houston, 11/27/22

THE LAST TIME (DEFENSE)

BY DOLPHINS		BY OPPONENT
76, vs. Buffalo, 10/21/73	HELD OPPONENT UNDER 100 YARDS OF TOTAL OFFENSE	88, at New England, 10/12/80
118, vs. Buffalo, 9/21/03	HELD OPPONENT UNDER 150 YARDS OF TOTAL OFFENSE	145, vs. L.A. Rams, 11/1/20
187, vs. N.Y. Jets, 1/8/23	HELD OPPONENT UNDER 200 YARDS OF TOTAL OFFENSE	145, vs. L.A. Rams, 11/1/20
187, vs. N.Y. Jets, 1/8/23	HELD OPPONENT UNDER 300 YARDS OF TOTAL OFFENSE	219, at L.A. Chargers, 12/11/22
25, vs. New England, 12/11/17	HELD OPPONENT UNDER 30 YARDS RUSHING	23, vs. Buffalo, 11/17/19
38, vs. N.Y. Jets, 1/8/23	HELD OPPONENT UNDER 50 YARDS RUSHING	33, at San Francisco, 12/4/22
38, vs. N.Y. Jets, 1/8/23	HELD OPPONENT UNDER 75 YARDS RUSHING	33, at San Francisco, 12/4/22
38, vs. N.Y. Jets, 1/8/23	HELD OPPONENT UNDER 100 YARDS RUSHING	86, at New England, 1/1/23
81, at New Orleans, 12/27/21	HELD OPPONENT UNDER 100 YARDS NET PASSING	90, vs. L.A. Rams, 11/1/20
149, vs. N.Y. Jets, 1/8/23	HELD OPPONENT UNDER 150 YARDS NET PASSING	140, vs. N.Y. Jets, 1/8/23
Louis Delmas (81) and Brent Grimes (22), at Jacksonville, 10/26/14	2+ INTERCEPTION RETURNS FOR TOUCHDOWNS BY TEAM IN SAME GAME	Stephon Gilmore (54) and Jamie Collins Sr. (69), vs. New England, 9/15/19



THE LAST TIME IT HAPPENED

THE LAST TIME (DEFENSE)

BY DOLPHINS		BY OPPONENT
37t, Xavien Howard, vs. New England, 1/9/22	INTERCEPTION RETURN FOR A TD	39t, Kyle Dugger, at New England, 1/1/23
3, Sam Madison, vs. Tennessee, 11/7/99	3+ INTERCEPTIONS	3, Nate Clements, at Buffalo, 10/20/02
2, Xavien Howard, vs. Buffalo, 12/2/18	2+ INTERCEPTIONS	2, Vonn Bell, at Cincinnati, 9/29/22
8, at New Orleans, 12/27/21	7+ SACKS BY TEAM	7, vs. Buffalo, 11/17/19
8, at New Orleans, 12/27/21	6+ SACKS BY TEAM	6, vs. Minnesota, 10/16/22
5, vs. Houston, 11/27/22	5+ SACKS BY TEAM	5, vs. Houston, 11/27/22
4.0, Cameron Wake, at Tennessee, 10/18/15	4+ SACKS	Has never happened
3.0, Jaelan Phillips, vs. Carolina, 11/28/21	3+ SACKS	3.0, Nick Bosa, at San Francisco, 12/4/22
2.0, Melvin Ingram, vs. Buffalo, 9/25/22	2+ SACKS	3.0, Nick Bosa, at San Francisco, 12/4/22
16t, Xavien Howard, vs. Houston, 11/27/22	FUMBLE RECOVERED FOR TOUCHDOWN	23t, Dre Greenlaw, at San Francisco, 12/4/22

THE LAST TIME (SPECIAL TEAMS)

BY DOLPHINS		BY OPPONENT
101t, Jakeem Grant, vs. Buffalo, 11/17/19	KICKOFF RETURN FOR A TD	103t, Devin Duvernay, at Baltimore, 9/18/22
94t, Mercury Morris, at New England, 12/5/71	KICKOFF RETURN FOR A TD ON OPENING KICKOFF	103t, Devin Duvernay, at Baltimore, 9/18/22
101t, Jakeem Grant, vs. Buffalo, 11/17/19	50+ YARD KICKOFF RETURN	93, Keisean Nixon, vs. Green Bay, 12/25/22
88t, Jakeem Grant, vs. L.A. Rams, 11/1/20	PUNT RETURN FOR A TD	84t, Isaiah McKenzie, at Buffalo, 1/3/21
88t, Jakeem Grant, vs. L.A. Rams, 11/1/20	50+ YARD PUNT RETURN	84t, Isaiah McKenzie, at Buffalo, 1/3/21
Andrew Van Ginkel, at Chicago, 11/6/22	BLOCKED PUNT RECOVERED FOR A TD	Chris Burkett, vs. N.Y. Jets, 9/29/91
Jaelan Phillips, at Chicago, 11/6/22	BLOCKED PUNT	Albert McClellan, vs. New England, 12/9/18
Walt Aikens return of blocked PAT, vs. Arizona, 12/11/16	DEFENSIVE 2-POINT CONVERSION ON PAT	Has never happened
Jordan Phillips, vs. Arizona, 12/11/16	BLOCKED PAT	Donald Penn, vs. Tampa Bay, 11/15/09
Jason Sanders, vs. Cleveland, 11/13/22	MISSED (NOT BLOCKED) PAT	Greg Joseph, vs. Minnesota, 10/16/22
Emmanuel Ogbah, vs. Buffalo, 9/25/22	BLOCKED FIELD GOAL	Jeff Gunter, at Cincinnati, 9/29/22
47t, Curtis Johnson, vs. Green Bay, 12/19/71	BLOCKED FIELD GOAL RETURNED FOR TD	62t, Kyle Arrington, vs. New England, 12/14/14
8, Jason Sanders, at N.Y. Jets, 12/8/19	6+ FIELD GOALS ATTEMPTED	6, Harrison Butker, at Kansas City, 12/24/17
5, Jason Sanders, at San Francisco, 10/11/20	5+ FIELD GOALS ATTEMPTED	6, Harrison Butker, at Kansas City, 12/24/17
4, Jason Sanders, at Cincinnati, 9/29/22	4+ FIELD GOALS ATTEMPTED	4, Mason Crosby, vs. Green Bay, 12/25/22
3, Jason Sanders, vs. N.Y. Jets, 1/8/23	3+ FIELD GOALS ATTEMPTED	3, Greg Zuerlein, vs. N.Y. Jets, 1/8/23
7, Jason Sanders, at N.Y. Jets, 12/8/19	6+ FIELD GOALS MADE	Never happened
5, Jason Sanders, vs. Seattle, 10/4/20	5+ FIELD GOALS MADE	5, Harrison Butker, at Kansas City, 12/24/17
4, Jason Sanders, at Las Vegas, 12/26/20	4+ FIELD GOALS MADE	4, Mason Crosby, vs. Green Bay, 12/25/22
3, Jason Sanders, vs. N.Y. Jets, 1/8/23	3+ FIELD GOALS MADE	4, Mason Crosby, vs. Green Bay, 12/25/22
vs. Buffalo, 11/17/19	SUCCESSFUL ONSIDE KICK	vs. Cincinnati, 12/22/19
at New England, 1/1/23	FAILED ONSIDE KICK ATTEMPT	at N.Y. Jets, 12/8/19



2023 PRESEASON STATISTICS

PRESEASON RESULTS (1-2)

DATE	OPPONENT	SCORE	W/L	ATTENDANCE
Aug. 11	ATLANTA	3-19	L	64,638
Aug. 19	at Houston	28-3	W	69,860
Aug. 26	at Jacksonville	18-31	L	64,516

TEAM STATISTICS

	DOLPHINS	OPPONENTS
TOTAL FIRST DOWNS	64	48
Rushing	20	15
Passing	37	29
Penalty	7	4
3rd Down: Made/Att	14/34	8/30
3rd Down Pct.	41.2%	26.7%
4th Down: Made/Att	5/7	3/6
4th Down Pct.	71.4%	50.0%
POSSESSION AVG.	33:36	26:24
TOTAL NET YARDS	1063	826
Avg. Per Game	354.3	275.3
Total Plays	186	155
Avg. Per Play	5.7	5.3
NET YARDS RUSHING	497	264
Avg. Per Game	165.7	88.0
Total Rushes	88	66
NET YARDS PASSING	566	562
Avg. Per Game	188.7	187.3
Sacked/Yards Lost	7/65	6/38
Gross Yards	631	600
Attempts/Completions	91/60	83/51
Completion Pct.	65.9%	61.4%
Had Intercepted	6	0
PUNTS/AVERAGE	8/44.0	12/47.3
NET PUNTING AVG.	30.8	40.8
PENALTIES/YARDS	19/139	18/130
FUMBLES/BALL LOST	3/1	2/1
TOUCHDOWNS	6	7
Rushing	3	4
Passing	3	1
Returns	0	2

SCORE BY QUARTERS	Q1	Q2	Q3	Q4	OT	TOTAL
Dolphins	10	17	13	9	0	49
Opponents	0	26	14	13	0	53

RUSHING

	NO.	YDS.	AVG.	LG	TD
S.Ahmed	16	142	8.9	65	0
C.Brooks	22	104	4.7	13	2
M.Gaskin	13	80	6.2	35	0
D.Achane	16	52	3.3	20	0
E.Ezukanma	2	52	26.0	39	0
R.Mostert	10	37	3.7	16	1
S.Thompson	8	30	3.8	9	0
T.Tagovailoa	1	0	0.0	0	0
DOLPHINS	88	497	5.6	65	3
OPPONENTS	66	264	4.0	14	4



2023 PRESEASON STATISTICS

PASSING

	ATT	CMP	YDS	CMP%	YDS/ATT	TD	TD%	INT	INT%	LONG	SACK	LOST	RATING
S.Thompson	62	40	396	64.5%	6.4	3	4.8%	4	6.5%	28	5/	45	71.7
T.Tagovailoa	13	9	128	69.2%	9.8	0	0.0%	1	7.7%	32	0/	0	68.8
M.White	14	9	85	64.3%	6.1	0	0.0%	1	7.1%	17	2/	20	51.2
J.Blackman	2	2	22	100.0%	11.0	0	0.0%	0	0.0%	12	0/	0	112.5
DOLPHINS	91	60	631	65.9%	6.9	3	3.3%	6	6.6%	32	7/	65	69.5
OPPONENTS	83	51	600	61.4%	7.2	1	1.2%	0	0.0%	74t	6/	38	87.4

RECEIVING

	NO.	YDS.	AVG.	LG	TD
E.Ezukanma	8	54	6.8	22	0
R.Cracraft	7	87	12.4	21	0
M.Gaskin	7	50	7.1	18	0
B.Berrios	6	60	10.0	18t	1
S.Ahmed	6	43	7.2	16	1
C.Wilson	5	77	15.4	22	0
D.Achane	4	41	10.3	19	0
C.Brooks	3	39	13.0	18t	1
J.Hill	3	31	10.3	16	0
T.Hill	2	45	22.5	32	0
E.Higgins	2	36	18.0	28	0
C.Coleman	2	17	8.5	12	0
R.Chosen	1	15	15.0	15	0
R.Mostert	1	11	11.0	11	0
D.Smythe	1	10	10.0	10	0
A.Ingold	1	9	9.0	9	0
E.Saubert	1	6	6.0	6	0
DOLPHINS	60	631	10.5	32	3
OPPONENTS	51	600	11.8	74t	1

INTERCEPTIONS

	NO.	YDS.	AVG.	LG	TD
None	-	-	-	-	-
DOLPHINS	0	0	0.0	0	0
OPPONENTS	6	65	10.8	26t	1

PUNTING

	NO.	YDS.	AVG.	NET	TB	IN 20	LG	BLK
J.Bailey	8	352	44.0	30.8	1	2	57	0
DOLPHINS	8	352	44.0	30.8	1	2	57	0
OPPONENTS	12	568	47.3	40.8	1	4	62	0

PUNT RETURNS

	RET.	FC	YDS.	AVG.	LG	TD
K.Coutee	3	1	34	11.3	18	0
R.Cracraft	2	0	17	8.5	10	0
B.Berrios	2	1	8	4.0	8	0
DOLPHINS	7	2	59	8.4	18	0
OPPONENTS	3	2	86	28.7	79t	1

KICKOFF RETURNS

	NO.	YDS.	AVG.	LG	TD
K.Coutee	3	77	25.7	33	0
B.Berrios	3	71	23.7	25	0
D.Achane	3	67	22.3	38	0
DOLPHINS	9	215	23.9	38	0
OPPONENTS	7	146	20.9	43	0



2023 PRESEASON STATISTICS

FIELD GOALS

	1-19	20-29	30-39	40-49	50+
J.Sanders	0/0	2/2	0/0	1/1	0/0
DOLPHINS	0/0	2/2	0/0	1/1	0/0
OPPONENTS	0/0	0/0	2/2	0/0	0/0

SCORING

	TOTAL	TDR	TDP	TDR1	PAT	FG	2-PT	PTS
C.Brooks	3	2	1	0	0/0	0/0	0	18
J.Sanders	0	0	0	0	4/4	3/3	0	13
S.Ahmed	1	0	1	0	0/0	0/0	0	6
B.Berrios	1	0	1	0	0/0	0/0	0	6
R.Mostert	1	1	0	0	0/0	0/0	0	6
DOLPHINS	6	3	3	0	4/4	3/3	0	49
OPPONENTS	7	4	1	2	5/7	2/2	0	53

TWO-POINT CONVERSIONS

None

DOLPHINS 0/2, OPPONENTS: 0/0

SACKS

J.Twyman 1.5, R.Charlton 1.0, G.Nelson 1.0, C.Tindall 1.0, M.Agude 1.0, A.Van Ginkel 0.5

DOLPHINS: 6.0, OPPONENTS: 7.0





2023 PRESEASON STATISTICS

DEFENSE											
PLAYER	SOLO	ASST	TOT	SACKS	YDS	TFL	QBH	INT	PD	FF	FR
C.Tindall	8	3	11	1.0	5	-	1	-	1	-	-
E.Apple	7	1	8	-	-	-	-	-	-	-	-
C.Smith	6	2	8	-	-	1	-	-	2	-	-
N.Igbinoghene	5	2	7	-	-	-	-	-	-	-	-
V.McKinley	3	4	7	-	-	-	-	-	-	-	-
J.Bronson	4	2	6	-	-	-	-	-	-	-	-
A.Van Ginkel	3	3	6	0.5	3.5	-	1	-	-	-	-
M.Rose	2	4	6	-	-	-	-	-	-	-	-
B.Pili	1	5	6	-	-	1	1	-	-	-	-
D.Long Jr.	5	-	5	-	-	1	-	-	-	-	-
G.Nelson	3	2	5	1.0	6	1	1	-	-	-	-
J.Holland	3	2	5	-	-	-	-	-	-	1	1
J.Baker	3	2	5	-	-	-	-	-	-	-	-
M.Reed	3	2	5	-	-	-	1	-	-	-	-
J.Twyman	2	3	5	1.5	12.5	1	2	-	-	-	-
M.Agude	4	-	4	1.0	1	2	1	-	-	-	-
J.Perry	4	-	4	-	-	-	-	-	-	-	-
M.Dorn	3	1	4	-	-	1	-	-	-	-	-
E.Ogbah	-	4	4	-	-	-	3	-	-	-	-
D.Hand	-	4	4	-	-	-	-	-	-	-	-
D.Elliott	2	1	3	-	-	-	-	-	1	-	-
B.Thompson	2	1	3	-	-	-	-	-	-	-	-
D.Riley	2	1	3	-	-	-	-	-	-	-	-
K.Kohou	2	1	3	-	-	-	-	-	-	-	-
A.Miller II	1	2	3	-	-	-	-	-	-	-	-
K.Smith	2	-	2	-	-	-	-	-	2	-	-
X.Howard	2	-	2	-	-	-	-	-	1	-	-
R.Charlton	1	1	2	1.0	10	1	1	-	1	-	-
P.Nickerson	1	1	2	-	-	-	-	-	3	-	-
C.Goode	1	1	2	-	-	-	-	-	-	-	-
B.Chubb	1	1	2	-	-	-	-	-	-	-	-
E.Campbell	1	1	2	-	-	-	-	-	-	-	-
R.Davis	-	2	2	-	-	-	-	-	-	-	-
E.Bonner	1	-	1	-	-	-	-	-	-	-	-
J.Phillips	1	-	1	-	-	-	-	-	-	-	-
Z.Sieler	1	-	1	-	-	-	-	-	-	-	-
J.Woods	-	1	1	-	-	-	-	-	-	-	-
M.Gilbert	-	1	1	-	-	-	-	-	-	-	-
T.Ellis	-	-	-	-	-	-	-	-	1	-	-
DOLPHINS	90	61	151	6.0	38	9	12	-	12	1	1

NOTE: Special teams and miscellaneous tackles not included above.

MISCELLANEOUS TACKLES: R.Cracraft 1, E.Saubert 1, F.Swain 1, M.White 1, T.Tagavailoa 1,

MISCELLANEOUS FUMBLE RECOVERIES: K.Lamm 1, S.Thompson 1.

SACKS: J. Twyman (1.0) – vs. Atlanta (8/11), (0.5) – at Jacksonville (8/26)

R. Charlton (1.0) – at Jacksonville (8/26)

G. Nelson (1.0) – vs. Atlanta (8/11)

C. Tindall (1.0) – vs. Atlanta (8/11)

M. Agude (1.0) – vs. Atlanta (8/11)

A. Van Ginkel (0.5) – at Jacksonville (8/26)

SPECIAL TEAMS									
	SOLO	ASST	TOTAL	FF	FR	BFG	BPAT	BPNT	
C.Tindall	1	2	3	-	-	-	-	-	-
B.Thompson	3	-	3	-	-	-	-	-	-
M.Agude	-	1	1	-	-	-	-	-	-
M.Dorn	-	1	1	-	-	-	-	-	-
E. Ezukanma	1	-	1	-	-	-	-	-	-
G.Nelson	1	-	1	-	-	-	-	-	-
C.Goode	-	1	1	-	-	-	-	-	-
T.Williams	1	-	1	-	-	-	-	-	-



GAME SUMMARIES



2023 PRESEASON GAME RECAPS

WEEK 1

Aug. 11, 2023 | MIAMI GARDENS, FLA.
HARD ROCK STADIUM
ATTENDANCE: 64,638 | TV: CBS MIAMI

ATLANTA 19

MIAMI 3

SCORING SUMMARY

	1	2	3	4	F
Atlanta	0	6	0	13	19
Miami	0	0	0	3	3

SCORING DRIVES

TEAM	QTR	TIME	PLAY (EXTRA POINT) (DRIVE INFO)	ATL	MIA
Falcons	2	12:33	G. Igwebuike 11 yd. run (kick failed, hru) (8-68, 4:23)	6	0
Dolphins	4	9:29	J.Sanders 49 yd. Field Goal (9-34, 3:05)	6	3
Falcons	4	2:33	D.Alford 79 yd. punt return (Y.Koo kick)	13	3
Falcons	4	2:20	B.Borders 26 yd. interception return (kick failed, wl)	19	3

Fans had a chance to see several of Miami's young players and offseason acquisitions showcase their skills in the team's 19-3 loss to the Atlanta Falcons in the preseason opener at Hard Rock Stadium.

Rookie running back De'Von Achane showed off his speed on the game's opening kickoff, taking the ball from inside the end zone, down the sideline and out to the Dolphins 38-yard line. The third-round draft pick (84th overall) led the team in carries (10) and rushed for 25 yards. He also was Miami's leading receiver, tallying four receptions for 41 yards.

Quarterback Mike White and the Dolphins offense ran nine more plays and outgained Atlanta by 60 yards on the ground and 10 yards through the air in the first half but were unable to put the ball in the end zone.

Three of Miami's four first-half possessions spent eight-plus plays and entered the red zone. But all three of those drives ended inside the Atlanta 10-yard line without points - one at the nine-yard line, one at the three-yard line, and the third at the six-yard line.

In total, the Dolphins racked up 129 rushing yards, the most in the first half of a preseason game since at least 2000.

The Falcons, meanwhile, made one first-half trip into the red zone and converted on an 11-yard touchdown run from running back Godwin Igwebuike. Miami trailed 6-0 at halftime before eventually getting on the board with 9:49 left to play on a 49-yard field goal from kicker Jason Sanders. Atlanta then extended its lead to 13-3 on a 79-yard punt return by Dee Alford with 2:53 left in the fourth quarter and again to 19-3 on a pick-six by defensive back Breon Borders with 2:20 remaining on the clock.

Offensively, running back Myles Gaskin finished with seven rushes for 57 yards (8.1 avg.) while wide receiver Erik Ezukanma showcased his playmaking ability with two carries for 52 yards (26.0 avg.).

Eleven different players caught passes from White and quarterback Skylar Thompson, who played the entire second half.

On defense, Channing Tindall recorded a team-leading nine tackles (4 solo and 1.0 sack) while fellow linebackers Garrett Nelson and Mitchell Agude, both undrafted rookies, finished with one sack each.

Cornback Cam Smith, the Dolphins second-round pick (51st overall) in the 2023 NFL Draft also flashed. The former South Carolina Gamecock recorded a diving pass-breakup to force a Falcons punt on the opening possession of the second half.

Later in the third quarter, Smith shined again as he tripped up Falcons running back Carlos Washington Jr. for a three-yard loss to force fourth down. Atlanta's drive ended on the following play thanks to an end zone pass deflection by another SEC rookie, safety Keidron Smith, who signed with the Dolphins as an undrafted free agent out of Kentucky in May. White finished 9-of-14 for 85 yards while Thompson ended the game 10-of-16 for 104 yards.

GAME STATISTICS

RUSHING (Att-Yds-TD):

Atlanta: G. Igwebuike 13-70-1, C. Washington 12-27, L. Woodside 1-5.

Miami: M. Gaskin 7-57, E. Ezukanma 2-52, D. Achane 10-25, C. Brooks 5-24, S. Thompson 2-10.

PASSING (A-C-Y-TD-I):

Atlanta: L. Woodside 23-14-146-0-0.

Miami: S. Thompson 16-10-104-0-2, M. White 14-9-85-0-1.

RECEIVING (Rec-Yds-TD):

Atlanta: C. Washington 3-19, T. Fisk 3-15, X. Malone 2-50, J. Arcega-Whiteside 1-20, J. Ali 1-14, S. Miller 1-9, P. Hart 1-9, M. Sexton 1-5, C. Ratkovich 1-5.

Miami: D. Achane 4-41, E. Ezukanma 3-15, E. Higgins 2-36, M. Gaskin 2-20, B. Berrios 2-11, C. Wilson 1-17, R. Cracraft 1-14, C. Coleman 1-12, C. Brooks 1-11, E. Saubert 1-6, S. Ahmed 1-6.

SACKS (Sk-Yds):

Atlanta: N. Landman 1-9, C. Chattman 1-8, A. Ebiketie 1-7, N. Brooks 1-7, A. Huggins 0.5-4.5, M. Jones 0.5-4.5.

Miami: J. Twyman 1-9, G. Nelson 1-6, C. Tindall 1-5, M. Agude 1-1.

INTERCEPTIONS (Int-Yds):

Atlanta: B. Borders 1-26-1, D. Hellams 1-15, L. Denis 1-0

Miami: None.

FORCED FUMBLES:

Atlanta: A. Ebiketie 1.

Miami: None.

FUMBLE RECOVERIES (No-Yds):

Atlanta: A. Ebiketie 1-0.

Miami: None.

TEAM STATS

	ATL	MIA
TOTAL FIRST DOWNS	13	20
By Rushing	6	5
By Passing	6	12
By Penalty	1	3
THIRD DOWN EFFICIENCY	3-12-25.0%	3-10-30.0%
FOURTH DOWN EFFICIENCY	1-2-50.0%	0-2-0.0%
TOTAL NET YARDS	227	317
Total Offensive Plays	53	61
Average gain per offensive play	4.3	5.2
NET YARDS RUSHING	102	168
Total Rushing Plays	26	26
Average gain per rushing play	3.9	6.5
NET YARDS PASSING	125	149
Sacks-Yards	4-21	5-40
Gross yards passing	146	189
ATTEMPTS-COMPLETIONS-INTS	23-14-0	30-19-3
Avg. gain per pass play	4.6	4.3
PUNTS NUMBER AND AVG.	5-48.0	3-44.0
Net Punting Average	43.0	15.7
TOTAL RETURN YARDAGE	126	25
No. and Yards Punt Returns	2-85	4-25
No. and Yards Kickoff Returns	1-24	1-38
No. and Yards Int. Returns	3-41	0-0
PENALTIES Number and Yards	6-50	8-72
FUMBLES Number and Lost	0-0	1-1
RED ZONE EFFICIENCY	1-2-50%	0-3-0%
GOAL TO GO EFFICIENCY	0-0-0%	0-0-0%
TIME OF POSSESSION	28:02	31:58



2023 PRESEASON GAME RECAPS

WEEK 2

AUG. 19, 2023 | HOUSTON, TEXAS
NRG STADIUM
ATTENDANCE: 69,860 | TV: CBS MIAMI

SCORING SUMMARY

	1	2	3	4	F
Miami	7	14	7	0	28
Houston	0	3	0	0	3

MIAMI 28

HOUSTON 3

SCORING DRIVES

TEAM	QTR	TIME	PLAY (EXTRA POINT) (DRIVE INFO)	MIA	HOU
Dolphins	1	5:30	R.Mostert 2 yd. run (J.Sanders kick) (14-93, 7:31)	7	0
Texans	2	14:53	K.Fairbairn 35 yd. Field Goal (11-61, 5:37)	7	3
Dolphins	2	2:45	S.Ahmed 8 yd. pass from S.Thompson (J.Sanders kick) (15-80, 8:07)	14	3
Dolphins	2	0:10	B.Berrios 18 yd. pass from S.Thompson (J.Sanders kick) (5-82, 1:33)	21	3
Dolphins	3	0:27	C.Brooks 18 yd. pass from S.Thompson (J.Sanders kick) (10-87, 5:38)	28	3

Quarterback Tua Tagovailoa and many of the Dolphins starters made their preseason debuts as Miami took a commanding 28-3 victory over the Houston Texans at NRG Stadium.

After a turnover on the opening possession of the game, Tagovailoa and the Miami offense returned to the field and settled in for a 14-play, 93-yard drive that took up 7:31 of game time. Five different receivers caught passes during the drive, which culminated in a two-yard touchdown run from running back Raheem Mostert to give the Dolphins a 7-0 lead with 5:30 left to play in the first quarter.

Texans kicker Ka’imi Fairbairn nailed a 35-yard field goal to cut the lead to 7-3, but Miami finished off the half with back-to-back touchdowns. Quarterback Skylar Thompson orchestrated an extensive 15-play, 80-yard drive kick-started by a 20-yard rush on third-and-14 from rookie running back De’Von Achane. Fellow running back Salvon Ahmed eventually scored on his seventh touch of the possession, an eight-yard reception from Thompson.

Ahmed continued to make plays later in the half as he scampered down the sideline to the Houston 17-yard line for a 65-yard gain. Thompson then found wide receiver Braxton Berrios on third-and-11 for an 18-yard touchdown reception to push Miami’s lead to 21-3 before the break. After rushing for 129 yards in the first half against Atlanta in Week 1, the Dolphins again put up a strong performance with 140 yards on the ground Saturday night. It was the team’s most rushing yards in the first half of a preseason game since at least 2000.

The Dolphins defense, meanwhile, held rookie quarterback C.J. Stroud and the Texans to just three points and 80 yards of offense in the first half. In the second half, Thompson and the offense continued to pick up chunk plays and the defense continued to thwart Houston’s advances.

Rookie running back Chris Brooks scored the game’s final touchdown, an 18-yard reception from Thompson, to extend Miami’s lead to 28-3 late in the third quarter.

Tagovailoa finished 5-of-7 for 61 yards and one interception while Thompson posted 157 yards and three touchdowns on 15-of-22 passing.

Ahmed finished with a game-high 99 rushing yards on 12 carries and 32 receiving yards on a team-high four catches. It was the most rushing yards by a Dolphins back in a preseason game since Aug. 14, 2004 (Fred Russell).

GAME STATISTICS

RUSHING (Att-Yds-TD):

Miami: S. Ahmed 12-99, C. Brooks 11-47, R. Mostert 6-30-1, D. Achane 6-27, S. Thompson 3-2
Houston: D. Pierce 6-15, M. Boone 5-12, D. Singletary 2-6, C. Stroud 1(-1).

PASSING (A-C-Y-TD-J):

Miami: S. Thompson 22-15-157-3-0, T. Tagovailoa 7-5-61-0-1.
Houston: D. Mills 22-10-94-0-0, C. Stroud 12-7-60-0-0.

RECEIVING (Rec-Yds-TD):

Miami: S. Ahmed 4-32-1, B. Berrios 3-33-1, J. Hill 3-31, E. Ezukanma 3-24, C. Wilson 2-31, R. Cracraft 1-21, C. Brooks 1-18-1, T. Hill 1-13, D. Smythe 1-10, C. Coleman 1-5.
Houston: M. Boone 4-35, J. Johnson 2-26, N. Collins 2-21, D. Schultz 2-10, N. Brown 1-14, T. Quitoriano 1-14, S. Sims 1-12, R. Woods 1-11, J. Metchie 1-5, D. Singletary 1-4, X. Hutchinson 1-2.

SACKS (Sk-Yds):

Miami: None.
Houston: W. Anderson 1-14, A. Odeleye 1-11.

INTERCEPTIONS (Int-Yds):

Miami: None.
Houston: D. Perryman 1-19.

FORCED FUMBLES:

Miami: None.
Houston: W. Anderson 1.

FUMBLE RECOVERIES (No-Yds):

Miami: None.
Houston: None.

TEAM STATS	MIA	HOU
TOTAL FIRST DOWNS	23	10
By Rushing	8	1
By Passing	14	8
By Penalty	1	1
THIRD DOWN EFFICIENCY	9-15-60.0%	2-12-16.7%
FOURTH DOWN EFFICIENCY	2-2-100.0%	1-3-33.3%
TOTAL NET YARDS	398	186
Total Offensive Plays	69	48
Average gain per offensive play	5.8	3.9
NET YARDS RUSHING	205	32
Total Rushing Plays	38	14
Average gain per rushing play	5.4	2.3
NET YARDS PASSING	193	154
Sacks-Yards	2-25	0-0
Gross yards passing	218	154
ATTEMPTS-COMPLETIONS-INTS	29-20-1	34-17-0
Avg. gain per pass play	6.2	4.5
PUNTS NUMBER AND AVG.	4-40.8	6-46.2
Net Punting Average	40.5	40.2
TOTAL RETURN YARDAGE	16	20
No. and Yards Punt Returns	2-16	1-1
No. and Yards Kickoff Returns	2-29	4-96
No. and Yards Int. Returns	0-0	1-19
PENALTIES Number and Yards	6-34	7-35
FUMBLES Number and Lost	1-0	0-0
RED ZONE EFFICIENCY	4-4-100%	0-2-0%
GOAL TO GO EFFICIENCY	1-1-100%	0-1-0%
TIME OF POSSESSION	38:42	21:18



2023 PRESEASON GAME RECAPS

WEEK 3

AUG. 26, 2023 | JACKSONVILLE, FLA.
TIAA BANK FIELD
ATTENDANCE: 64,516 | TV: CBS MIAMI

MIAMI 18	JACKSONVILLE 31
-----------------	------------------------

SCORING SUMMARY					
	1	2	3	4	F
Miami	3	2	6	6	18
Jacksonville	0	17	14	0	31

The Miami Dolphins got positive contributions from veterans and young players but ultimately fell 31-18 to the Jacksonville Jaguars Saturday night at EverBank Stadium in the team's preseason finale.

The game was suspended by mutual agreement of both teams with 8:32 remaining in the fourth quarter after Dolphins wide receiver Daewood Davis was injured.

After Miami's opening drive stalled, quarterback Tua Tagovailoa led the offense on an 11-play, 74-yard scoring drive. It started with a 15-yard completion to wide receiver Robbie Chosen. A 42-yard run from running back Salvon Ahmed moved the ball to the Jacksonville seven-yard line before Jason Sanders connected on a 24-yard field goal to give the Dolphins an early 3-0 lead.

Safety Jevon Holland stopped Jacksonville's opening possession with a forced fumble and fumble recovery on the goal line, but the Jaguars responded with 17 points over their next three possessions.

Their first score came on a three-yard touchdown run from running back Travis Etienne Jr. Kicker Brandon McManus then knocked in a 37-yard field goal and running back D'Ernest Johnson scored on a seven-yard run to give Jacksonville a 17-3 lead with 3:11 to play in the half.

Dolphins kicker Jason Sanders hit a 28-yard field goal with 37 seconds left to cut the deficit to 17-6 heading into halftime.

On the second play of the second half, Jaguars quarterback C.J. Beathard found wide receiver Tim Jones for a 74-yard touchdown. Dolphins rookie running back Chris Brooks then answered with a four-yard touchdown run to cut the lead to 24-12.

After Jaguars running back Ja'Mychal Hasty scored on an eight-yard run, Brooks found the end zone once again on another four-yard score to bring Jacksonville's lead to 31-18 with 13:05 left on the clock.

Tagovailoa, who played the entire first quarter, finished 4-of-6 for 67 yards while Skylar Thompson went 15-of-24 for 135 yards. Ahmed led the way with 43 of the team's 124 rushing yards and wide receiver River Cracraft recorded a co-game-high five receptions for 52 yards.

Beathard and Jaguars starting quarterback Trevor Lawrence each finished the night 8-of-10 and combined for 226 passing yards.

SCORING DRIVES						
TEAM	QTR	TIME	PLAY (EXTRA POINT)	(DRIVE INFO)	MIA	JAC
Dolphins	1	0:16	J.Sanders 24 yd.	Field Goal (11-74, 5:36)	3	0
Jaguars	2	9:15	T.Etienne 3 yd.	run (B.McManus kick) (12-80, 6:01)	3	7
Jaguars	2	4:26	B.McManus 37 yd.	Field Goal (8-32, 3:58)	3	10
Jaguars	2	3:11	D.Johnson 7 yd.	run (B.McManus kick) (2-20, 1:06)	3	17
Dolphins	2	0:37	J.Sanders 28 yd.	Field Goal (13-67, 2:34)	6	17
Jaguars	3	14:15	T.Jones 74 yd.	pass from C.Beathard (J.McCourt kick) (2-75, 0:45)	6	24
Dolphins	3	8:49	C.Brooks 4 yd.	run (pass failed) (10-72, 5:26)	12	24
Jaguars	3	4:48	J.Hasty 8 yd.	run (J.McCourt kick) (8-88, 4:01)	12	31
Dolphins	4	13:02	C.Brooks 4 yd.	run (run failed) (14-75, 6:46)	18	31

GAME STATISTICS

RUSHING (Att-Yds-TD):

Miami: S. Ahmed 4-43, C. Brooks 6-33-2, M. Gaskin 6-23, S. Thompson 3-18, R. Mostert 4-7, T. Tagovailoa 1-0.
Jacksonville: T. Etienne 8-39-1, T. Bigsby 6-37, D. Johnson 6-26-1, J. Hasty 2-16-1, S. Conner 2-7, N. Rourke 2-5.

PASSING (A-C-Y-TD-I):

Miami: S. Thompson 24-15-135-0-2, T. Tagovailoa 6-4-67-0-0, J. Blackman 2-2-22-0-0.
Jacksonville: C. Beathard 10-8-134-1-0, T. Lawrence 10-8-92-0-0, N. Rourke 6-4-74-0-0.

RECEIVING (Rec-Yds-TD):

Miami: R. Cracraft 5-52, M. Gaskin 5-30, C. Wilson Jr. 2-29, E. Ezukanma 2-15, T. Hill 1-32, B. Berrios 1-16, R. Chosen 1-15, R. Mostert 1-11, C. Brooks 1-10, A. Ingold 1-9, S. Ahmed 1-5.
Jacksonville: C. Ridley 3-50, E. Cooks 3-35, S. Williams 2-50, L. Farrell 2-24, Z. Jones 2-10, D. Johnson 2-8, T. Jones 1-74-1, B. Strange 1-16, G. Prince 1-10, J. Harris 1-9, C. Kirk 1-8, K. Austin 1-6.

SACKS (Sk-Yds):

Miami: R. Charlton 1-10, A. Van Ginkel 0.5-3.5, J. Twyman 0.5-3.5.
Jacksonville: None.

INTERCEPTIONS (Int-Yds):

Miami: None.
Jacksonville: Y. Abdullah 1-5, E. Hallett 1-0.

FORCED FUMBLES:

Miami: J. Holland 1.
Jacksonville: None.

FUMBLE RECOVERIES (No-Yds):

Miami: J. Holland 1-0.
Jacksonville: None.

TEAM STATS

	MIA	JAC
TOTAL FIRST DOWNS	21	25
By Rushing	7	8
By Passing	11	15
By Penalty	3	2
THIRD DOWN EFFICIENCY	2-9-22.2%	3-6-50.0%
FOURTH DOWN EFFICIENCY	3-3-100%	1-1-100%
TOTAL NET YARDS	348	413
Total Offensive Plays	56	54
Average gain per offensive play	6.2	7.6
NET YARDS RUSHING	124	130
Total Rushing Plays	24	26
Average gain per rushing play	5.2	5.0
NET YARDS PASSING	224	283
Sacks-Yards	0-0	2-17
Gross yards passing	224	300
ATTEMPTS-COMPLETIONS-INTS	32-21-2	26-20-0
Avg. gain per pass play	7.0	10.1
PUNTS NUMBER AND AVG.	1-57.0	1-51.0
Net Punting Average	37.0	33.0
TOTAL RETURN YARDAGE	18	5
No. and Yards Punt Returns	1-18	0-0
No. and Yards Kickoff Returns	6-148	2-26
No. and Yards Int. Returns	0-0	2-5
PENALTIES Number and Yards	5-33	5-45
FUMBLES Number and Lost	1-0	2-1
RED ZONE EFFICIENCY	2-4-50%	3-5-60%
GOAL TO GO EFFICIENCY	2-3-67%	3-3-100%
TIME OF POSSESSION	25:21	26:07



2022 REGULAR SEASON GAME RECAPS

WEEK 1

SEPT. 11, 2022 | MIAMI GARDENS, FLA.
HARD ROCK STADIUM
ATTENDANCE: 65,786 | TV: CBS

SCORING SUMMARY

	1	2	3	4	F
New England	0	0	7	0	7
Miami	3	14	3	0	20

NEW ENGLAND 7

MIAMI 20

SCORING DRIVES

TEAM	QTR	TIME	PLAY (EXTRA POINT) (DRIVE INFO)	NE	MIA
Dolphins	1	4:05	J.Sanders 43 yd. Field Goal (11-47, 5:47)	0	3
Dolphins	2	7:34	M.Ingram 2 yd. fumble return (J.Sanders kick)	0	10
Dolphins	2	0:18	J.Waddle 42 yd. pass from T.Tagovailoa (J.Sanders kick) (10-92, 3:47)	0	17
Patriots	3	4:44	T.Montgomery 6 yd. pass from M.Jones (N.Folk kick) (15-92, 8:21)	7	17
Dolphins	3	0:19	J.Sanders 49 yd. Field Goal (8-50, 4:25)	7	20

The Miami Dolphins opened the 2022 regular season with a 20-7 victory over the New England Patriots Sunday afternoon at Hard Rock Stadium.

Tua Tagovailoa threw for 270 yards and one touchdown and Tyreek Hill recorded eight receptions for 94 yards as Mike McDaniel picked up a win in his NFL head coaching debut.

New England picked up 8+ yards on five of their first seven plays. An 11-yard pass from quarterback Mac Jones to Hunter Henry set up a first-and-10 from the Miami 22-yard line. But on the next play, cornerback Xavier Howard deflected a pass intended for DeVante Parker in the endzone. Second-year safety Jevon Holland corralled the ball out of the air for his third career interception and returned it to the Miami 28 yard line where Tagovailoa and the offense took over.

With a third-and-2 from the Miami 36-yard line, Tagovailoa found Hill for five yards and a first down. The Dolphins then pushed the ball to the 50-yard line where a fourth-down neutral zone infraction on Patriots defensive lineman Carl Davis Jr. extended the drive.

Tagovailoa found Hill again on the very next play, this time for a 23-yard gain. After the Patriots defense forced a fourth down, Jason Sanders converted a 43-yard field goal to give Miami a 3-0 lead in what would be the only score of the first quarter.

Following punts by each team, Patriots quarterback Mac Jones took over from their 15-yard line. On the second play of the drive, Miami safety Brandon Jones delivered a huge hit on the second-year quarterback, popping the ball loose. Linebacker Melvin Ingram scooped the ball up and high-stepped into the endzone for the Dolphins' first touchdown of the season. Sanders' extra point gave the Dolphins a 10-0 lead.

Another New England punt returned the ball to Tagovailoa who then directed a 10-play, 92-yard scoring drive capped by a 42-yard touchdown pass to wide receiver Jaylen Waddle. The third-year quarterback took a fourth-and-7 snap and found his receiver down the middle of the field. Waddle sped past multiple Patriots defenders into the endzone. Sanders' extra point extended the Miami lead to 17-0.

Tagovailoa finished the first half 13-of-18 for 179 yards and a touchdown while Hill led all receivers with six receptions for 77 yards. Waddle added two catches for 50 yards as the pair of speedy wideouts combined for 127 receiving yards in the first half. Miami's defense put up a dominant first-half performance, shutting out the Patriots offense and limiting Mac Jones to just 87 yards passing.

In the third quarter, Jones found Patriots veteran wide receiver Ty Montgomery for a six-yard score to cut New England's deficit to 10.

The Dolphins responded with a scoring drive of their own highlighted by an 18-yard completion to Hill and a 16-yard completion to running back Raheem Mostert. Sanders punctuated the drive once again with a 49-yard field goal to extend Miami's lead to 20-7.

The Dolphins defense turned the Patriots over two more times, first on downs and then on a fumble forced by undrafted rookie cornerback Kader Kohou and recovered by second-year linebacker Jaelan Phillips.

Four first downs from Miami's offense sealed the victory as Tagovailoa and the Dolphins kneeled to end the game and improve to 1-0 on the season.

GAME STATISTICS

RUSHING (Att-Yds-TD):

New England: D. Harris 9-48, R. Stevenson 8-25, J. Meyers 1-7, M. Jones 2-0, T. Montgomery 2-4-2)
Miami: C. Edmonds 12-25, R. Mostert 5-16, C. Wilson 1-8, J. Waddle 1-8, T. Hill 1-6, A. Ingold 1-2, T. Tagovailoa 2-0.

PASSING (A-C-Y-TD-I):

New England: M. Jones 30-21-213-1-1.
Miami: T. Tagovailoa 33-23-270-1-0.

RECEIVING (Rec-Yds-TD):

New England: J. Meyers 4-55, J. Smith 3-33, N. Agholor 3-28, T. Montgomery 3-15-1, H. Henry 2-20, D. Harris 2-10, R. Stevenson 2-2, K. Bourne 1-41, D. Parker 1-9.
Miami: T. Hill 8-94, J. Waddle 4-69-1, C. Edmonds 4-40, C. Wilson 2-20, R. Mostert 1-16, D. Smythe 1-14, A. Ingold 1-8, T. Sherfield 1-8, M. Gesicki 1-1.

SACKS (Sk-Yds):

New England: J. Bentley 1-12, M. Judon 1-9, D. Wise 1-7.
Miami: Br. Jones 1-13, E. Ogbah 1-7.

INTERCEPTIONS (Int-Yds):

New England: None.
Miami: J. Holland 1-31.

FORCED FUMBLES:

New England: None.
Miami: Br. Jones 1, K. Kohou 1.

FUMBLE RECOVERIES (No-Yds):

New England: None.
Miami: M. Ingram 1-2-1.

TEAM STATS

	NE	MIA
TOTAL FIRST DOWNS	17	18
By Rushing	5	3
By Passing	10	13
By Penalty	2	2
THIRD DOWN EFFICIENCY	4-9-44.4%	6-14-42.9%
FOURTH DOWN EFFICIENCY	0-1-0.0%	1-1-100.0%
TOTAL NET YARDS	271	307
Total Offensive Plays	54	59
Average gain per offensive play	5.0	5.2
NET YARDS RUSHING	78	65
Total Rushing Plays	22	23
Average gain per rushing play	3.5	2.8
NET YARDS PASSING	193	242
Sacks-Yards	2-20	3-28
Gross yards passing	213	270
ATTEMPTS-COMPLETIONS-INTS	30-21-1	33-23-0
Avg. gain per pass play	6.0	6.7
PUNTS NUMBER AND AVG.	3-39.3	4-45.8
Net Punting Average	39.3	42.8
TOTAL RETURN YARDAGE	12	31
No. and Yards Punt Returns	2-12	0-0
No. and Yards Kickoff Returns	1-28	2-28
No. and Yards Int. Returns	0-0	1-31
PENALTIES Number and Yards	3-15	4-20
FUMBLES Number and Lost	2-2	2-0
RED ZONE EFFICIENCY	1-1-100%	0-2-0%
GOAL TO GO EFFICIENCY	1-1-100%	0-0-0%
TIME OF POSSESSION	27:30	32:30



2022 REGULAR SEASON GAME RECAPS

WEEK 2

SEPT. 18, 2022 | BALTIMORE, MD.
M&T BANK STADIUM
ATTENDANCE: 70,582 | TV: CBS

MIAMI 42

BALTIMORE 38

SCORING SUMMARY

	1	2	3	4	F
Miami	0	7	0	28	42
Baltimore	7	21	7	3	38

SCORING DRIVES

TEAM	QTR	TIME	PLAY (EXTRA POINT)	(DRIVE INFO)	MIA	BAL
Ravens	1	14:47	D.Duvernay 103 yd. kickoff return (J.Tucker kick) (0-0, 0:13)		0	7
Dolphins	2	10:54	J.Waddle 6 yd. pass from T.Tagovailoa (J.Sanders kick) (6-94, 3:49)		7	7
Ravens	2	10:44	R.Bateman 75 yd. pass from L.Jackson (J.Tucker kick) (1-75, 0:10)		7	14
Ravens	2	4:03	M.Andrews 1 yd. pass from L.Jackson (J.Tucker kick) (6-66, 2:43)		7	21
Ravens	2	0:29	D.Robinson 12 yd. pass from L.Jackson (J.Tucker kick) (6-80, 0:51)		7	28
Dolphins	3	7:52	M.Gesicki 14 yd. pass from T.Tagovailoa (J.Sanders kick) (12-75, 7:08)		14	28
Ravens	3	0:26	L.Jackson 79 yd. run (J.Tucker kick) (3-87, 1:35)		14	35
Dolphins	4	12:12	R.Cracraft 2 yd. pass from T.Tagovailoa (J.Sanders kick) (7-75, 3:14)		21	35
Dolphins	4	7:47	T.Hill 48 yd. pass from T.Tagovailoa (J.Sanders kick) (5-59, 1:24)		28	35
Dolphins	4	5:19	T.Hill 60 yd. pass from T.Tagovailoa (J.Sanders kick) (3-64, 1:27)		35	35
Ravens	4	2:18	J.Tucker 51 yd. Field Goal (6-42, 3:01)		35	38
Dolphins	4	0:14	J.Waddle 7 yd. pass from T.Tagovailoa (J.Sanders kick) (6-68, 2:04)		42	38

Tua Tagovailoa's game-winning touchdown pass to Jaylen Waddle with 14 seconds left tied the second-largest comeback win in franchise history as the Miami Dolphins erased a 21-point second-half deficit and outscored the Baltimore Ravens 28-3 in the fourth quarter for a 42-38 victory at M&T Bank Stadium.

Tagovailoa threw for a career-high 469 yards and six touchdowns, tying the Dolphins single-game record for touchdown passes and leading Miami to a 2-0 start under new head coach Mike McDaniel.

After Ravens wide receiver Devin Duvernay returned the opening kickoff 103 yards for a touchdown, Tagovailoa found Waddle for a six-yard score to tie the game at 7-7. But Ravens quarterback Lamar Jackson found Rashod Bateman for a 75-yard touchdown pass to retake the lead. Jackson then threw touchdown passes to Mark Andrews and Demarcus Robinson to give the Ravens a 28-7 lead going into halftime.

Down 21 points, Tagovailoa and the Miami offense opened the third quarter with a 12-play, 75-yard scoring drive that culminated with a leaping 14-yard touchdown grab from tight end Mike Gesicki.

Jackson responded with a 79-yard touchdown run, but Tagovailoa orchestrated another 75-yard scoring drive, finishing it with a two-yard touchdown pass to wide receiver River Cracraft, his first career touchdown reception. The Dolphins defense held Baltimore's rushing attack to -1 yards in the fourth quarter and did not give up a single third down conversion as the Ravens went 0-for-4 in the final frames.

Tagovailoa found three-time All-Pro wide receiver Tyreek Hill for a 48-yard touchdown pass with 7:47 to play and again on a 60-yard touchdown pass with 5:19 to play. In just 6:53, Miami scored 21 points to tie the game, but a 51-yard field goal by Baltimore kicker Justin Tucker gave the Ravens a 38-35 lead.

With 2:12 to play, Tagovailoa took over from the Miami 32-yard line, first finding Waddle for a three-yard pickup and Hill for a 21-yard gain. Two plays later, a 28-yard run from Chase Edmonds took the ball down to the Baltimore seven-yard line where McDaniel would take his second timeout, stopping the clock with 24 seconds left. Tagovailoa took a second-and-7 snap and found Waddle, who high-pointed the ball over Ravens cornerback Jalyn Armour-Davis for the game-winning touchdown with 14 seconds left.

Waddle finished with 11 receptions for a career-high 171 yards and two touchdowns. Hill ended the afternoon with 11 receptions for 190 yards and had 142 in the fourth quarter alone. The pair of wideouts became the first teammates in the Super Bowl era to each record 170+ receiving yards and 2+ receiving touchdowns in the same game.

GAME STATISTICS

RUSHING (Att-Yds-TD):

Miami: R. Mostert 11-51, C. Edmonds 5-33, A. Ingold 1-1, T. Tagovailoa 1-1.
Baltimore: L. Jackson 9-119-1, J. Hill 3-16, K. Drake 6-8, P. Ricard 1-5, M. Davis 5-4, M. Andrews 1-3.

PASSING (A-C-Y-TD-I):

Miami: T. Tagovailoa 50-36-469-6-2.
Baltimore: L. Jackson 29-21-318-3-0.

RECEIVING (Rec-Yds-TD):

Miami: T. Hill 11-190-2, J. Waddle 11-171-2, M. Gesicki 4-41-1, R. Mostert 3-28, A. Ingold 2-15, T. Sherfield 2-9, C. Edmonds 1-8, D. Smythe 1-5, R. Cracraft 1-2-1.
Baltimore: M. Andrews 9-104-1, R. Bateman 4-108-1, I. Likely 4-43, D. Duvernay 2-42, D. Robinson 1-12, T. Wallace 1-9.

SACKS (Sk-Yds):

Miami: None.
Baltimore: J. Houston 1-8.

INTERCEPTIONS (Int-Yds):

Miami: None.
Baltimore: M. Williams 2-0.

FORCED FUMBLES:

Miami: None.
Baltimore: None.

FUMBLE RECOVERIES (No-Yds):

Miami: None.
Baltimore: None.

TEAM STATS

	MIA	BAL
TOTAL FIRST DOWNS	27	23
By Rushing	5	6
By Passing	22	13
By Penalty	0	4
THIRD DOWN EFFICIENCY	7-11-63.6%	3-10-30.0%
FOURTH DOWN EFFICIENCY	2-2-100.0%	1-3-33.3%
TOTAL NET YARDS	547	473
Total Offensive Plays	69	54
Average gain per offensive play	7.9	8.8
NET YARDS RUSHING	86	155
Total Rushing Plays	18	25
Average gain per rushing play	4.8	6.2
NET YARDS PASSING	461	318
Sacks-Yards	1-8	0-0
Gross yards passing	469	318
ATTEMPTS-COMPLETIONS-INTS	50-36-2	29-21-0
Avg. gain per pass play	9.0	11.0
PUNTS NUMBER AND AVG.	2-41.0	2-40.5
Net Punting Average	38.5	36.5
TOTAL RETURN YARDAGE	8	5
No. and Yards Punt Returns	1-8	1-5
No. and Yards Kickoff Returns	1-18	1-103
No. and Yards Int. Returns	0-0	2-0
PENALTIES Number and Yards	8-51	1-5
FUMBLES Number and Lost	0-0	1-0
RED ZONE EFFICIENCY	4-4-100%	2-3-67%
GOAL TO GO EFFICIENCY	2-2-100%	1-2-50%
TIME OF POSSESSION	34:47	25:13



2022 REGULAR SEASON GAME RECAPS

WEEK 3

SEPT. 25, 2022 | MIAMI GARDENS, FLA.
HARD ROCK STADIUM
ATTENDANCE: 66,206 | TV: CBS

BUFFALO 19	MIAMI 21
-------------------	-----------------

SCORING SUMMARY					
	1	2	3	4	F
Buffalo	7	7	3	2	19
Miami	7	7	0	7	21

In front of a crowd of 66,206 at Hard Rock Stadium – the second-largest crowd since the venue was modernized in 2015 – the Miami Dolphins defeated the Buffalo Bills for the first time since 2018 by a score of 21-19.

Leading 21-17 with 1:49 left in the fourth quarter, the Dolphins were one play away from a defensive stand on fourth-and-goal – which they got, as quarterback Josh Allen’s pass fell incomplete.

The Bills regained possession after a safety, but Miami’s defense held to defeat its division rival, remain undefeated and pick up its eighth-straight victory at Hard Rock Stadium, the Dolphins’ longest streak since the 1980s.

Buffalo (2-1) entered the game with wins over the defending Super Bowl champion Los Angeles Rams and the Tennessee Titans, beating them by an average of 27.5 points, but the Dolphins stood up to the challenge. Building off a historic 21-point comeback last week against the Baltimore Ravens on the road, Miami (3-0) continued to excel under first-year head coach Mike McDaniel.

Quarterback Tua Tagovailoa passed for 186 yards and one touchdown, while running back Chase Edmonds led the Dolphins with two rushing touchdowns. Jaylen Waddle registered his second straight 100+ receiving yards game with 102.

On the first possession of the game, the Bills finished a 75-yard drive when quarterback Josh Allen flipped it to running back Devin Singletary for a two-yard touchdown on fourth-and-goal.

But the Bills next possession ended in a turnover. Safety Jevon Holland strip-sacked Allen from behind on third down. Linebacker Melvin Ingram recovered his second fumble this season on Buffalo’s six-yard line. Edmonds then scored his first touchdown as a Dolphin with a one-yard rush to tie the game 7-7.

Miami responded again after the Bills opened the second quarter with an eight-yard touchdown grab by wide receiver Isaiah McKenzie. Tagovailoa completed all five of his passes on the drive. Tagovailoa found wide receiver River Cracraft in the end zone for an 11-yard touchdown pass to tie the game again at 14.

On the Bills’ next possession, the Dolphins forced Buffalo to do something it had not done in the first half all season – punt.

Still tied 14-14, Tagovailoa opened the second half with a 22-yard completion over the middle to Hill, his 500th career reception, but the drive ended in a punt. The Dolphins defense prevented the Bills from reaching the end zone on a 9:22 minute drive, holding them to a 30-yard field goal that put them up 17-14.

In the fourth quarter, Buffalo kicker Tyler Bass missed a 38-yard field goal. Waddle made it to the Bills’ 40 on his 32-yard reception, which was met with loud cheers from the crowd. Moments later, on third-and-22, Tagovailoa found Waddle deep over the middle of the field for a 45-yard pickup to get in the red zone. Aided by a Buffalo unnecessary roughness call, Edmonds found the end zone for the second time a few plays later to put Miami up 21-17.

Then, the Miami defense got to work, stopping Buffalo on its next two drives en route to victory.

GAME STATISTICS

RUSHING (Att-Yds-TD):
Buffalo: J. Allen 8-47, Z. Moss 4-46, D. Singletary 9-13, I. McKenzie 1-6, J. Cook 1-3.
Miami: C. Edmonds 6-21, R. Mostert 8-11, J. Waddle 1-9, A. Ingold 1-0, T. Tagovailoa 1-0.

PASSING (A-C-Y-TD-I):
Buffalo: J. Allen 63-42-400-2-0.
Miami: T. Tagovailoa 18-13-186-1-0, T. Bridgewater 2-0-0-0-0.

RECEIVING (Rec-Yds-TD):
Buffalo: D. Singletary 9-78-1, I. McKenzie 7-76-1, S. Diggs 7-74, J. Cook 4-37, D. Knox 4-25, G. Davis 3-37, R. Gilliam 2-22, Q. Morris 2-22, J. Kumerow 2-14, J. Crowder 1-9, Z. Moss 1-6.
Miami: J. Waddle 4-102, D. Smythe 3-23, T. Hill 2-33, R. Cracraft 1-11, M. Gesicki 1-6, C. Edmonds 1-6, T. Sherfield 1-15.

SACKS (Sk-Yds):
Buffalo: G. Rousseau 1.5-11.5, D. Hamlin 0.5-3.5.
Miami: M. Ingram 2-10, J. Holland 1.5-7.5, J. Baker 0.5-0.5.

INTERCEPTIONS (Int-Yds):
Buffalo: None.
Miami: None.

FORCED FUMBLES:
Buffalo: None.
Miami: J. Holland 1, M. Ingram 1.

FUMBLE RECOVERIES (No-Yds):
Buffalo: None.
Miami: M. Ingram 1-1.

TEAM STATS	BUF	MIAMI
TOTAL FIRST DOWNS	31	15
By Rushing	9	4
By Passing	21	8
By Penalty	1	3
THIRD DOWN EFFICIENCY	11-18-61.1%	3-8-37.5%
FOURTH DOWN EFFICIENCY	2-3-66.7%	0-0-0.0%
TOTAL NET YARDS	497	212
Total Offensive Plays	90	39
Average gain per offensive play	5.5	5.4
NET YARDS RUSHING	115	41
Total Rushing Plays	23	17
Average gain per rushing play	5.0	2.4
NET YARDS PASSING	382	171
Sacks-Yards	4-18	2-15
Gross yards passing	400	186
ATTEMPTS-COMPLETIONS-INTS	63-42-0	20-13-0
Avg. gain per pass play	5.7	7.8
PUNTS NUMBER AND AVG.	1-31-0	5-43.6
Net Punting Average	31.0	37.2
TOTAL RETURN YARDAGE	32	0
No. and Yards Punt Returns	3-32	0-0
No. and Yards Kickoff Returns	1-17	3-54
No. and Yards Int. Returns	0-0	0-0
PENALTIES Number and Yards	7-52	4-20
FUMBLES Number and Lost	4-1	0-0
RED ZONE EFFICIENCY	2-4-50%	3-3-100%
GOAL TO GO EFFICIENCY	2-4-50%	2-2-100%
TIME OF POSSESSION	40:40	19:20



2022 REGULAR SEASON GAME RECAPS

WEEK 4

SEPT. 29, 2022 | CINCINNATI, OH.
PAYCOR STADIUM
ATTENDANCE: 67,260 | TV: PRIME VIDEO

MIAMI 15	CINCINNATI 27
-----------------	----------------------

SCORING SUMMARY					
	1	2	3	4	F
Miami	3	9	3	0	15
Cincinnati	7	7	0	13	27

The Miami Dolphins dropped their first game of the season, 27-15, to the Cincinnati Bengals at Paycor Stadium on Thursday night.

Teddy Bridgewater entered the game in relief of quarterback Tua Tagovailoa, who went down in the second quarter. With an opportunity to put Miami ahead in the fourth quarter, a red zone interception thwarted the comeback effort. The reigning AFC champions then scored a touchdown to seal the deal.

Bridgewater went 14-of-23 for 193 yards and one touchdown pass. Tyreek Hill paced all receivers with 160 yards on 10 receptions, including a 64-yard catch.

The Bengals capitalized on receiving the opening kickoff, capping a nine-play drive with running back Joe Mixon's five-yard touchdown rush.

Kicker Jason Sanders drilled a 23-yard field goal on Miami's first offensive possession to make it 7-3. Tagovailoa threw back-to-back passes of 20+ yards to Hill and wide receiver Jaylen Waddle to set up the kick.

Cincinnati threatened again early in the second quarter after snagging an interception, but the Dolphins defense stuffed a toss to Mixon on fourth-and-1 to turn the ball over on downs at Miami's 24-yard line.

The Dolphins capitalized on the stop and marched down the field with the help of Hill's 17-yard reception. Sanders then nailed his second field goal of the night, this one from 48 yards, to narrow the gap at 7-6.

When Miami regained possession after a three-and-out, Tagovailoa went down. Bridgewater replaced him and immediately threw a 16-yard strike to receiver Trent Sherfield, setting Miami up for a 52-yard field goal attempt that was blocked. Cincinnati built off the momentum with a 59-yard touchdown pass to receiver Tee Higgins moments later.

Down 14-6, Bridgewater led a 75-yard touchdown drive in under three minutes. Facing pressure on third-and-5 in the red zone, the seven-year NFL veteran extended the play by scrambling to his right and firing a 12-yard pass to Sherfield for a first down. On the next play, running back Chase Edmonds found the end zone on a seven-yard shovel pass.

The Dolphins trailed 14-12 at halftime after missing the extra point. Both teams' offenses stalled in the third quarter until Bridgewater went deep for a 64-yard completion to Hill, who made a juggling catch after beating his defender in single coverage over the middle of the field, that put Miami on Cincinnati's five-yard line. The Dolphins took their first lead a few plays later on a 20-yard field goal.

Miami's defense had Bengals fans groaning in the third quarter, as it allowed 54 yards of total offense and 0 points, which led to two punts.

But Cincinnati turned the tide on the first play of the fourth quarter as quarterback Joe Burrow unleashed a 43-yard pass to receiver Tyler Boyd that put the Bengals at first-and-goal. The Dolphins defense didn't back down, forcing a field goal with a stop on third-and-goal at the one-yard line.

Cincinnati's 17-15 lead was extended when kicker Evan McPherson nailed a 57-yard field goal with 6:17 remaining in the game, and the Bengals were able to hold onto it.

SCORING DRIVES

TEAM	QTR	TIME	PLAY (EXTRA POINT) (DRIVE INFO)	MIA	CIN
Bengals	1	10:19	J.Mixon 5 yd. run (E.McPherson kick) (9-75, 4:41)	0	7
Dolphins	1	6:05	J.Sanders 23 yd. Field Goal (9-70, 4:14)	3	7
Dolphins	2	7:31	J.Sanders 48 yd. Field Goal (8-46, 3:08)	6	7
Bengals	2	2:50	T.Higgins 59 yd. pass from J.Burrow (E.McPherson kick) (3-58, 1:32)	6	14
Dolphins	2	0:09	C.Edmonds 7 yd. pass from T.Bridgewater (kick failed, hru) (9-75, 2:41)	12	14
Dolphins	3	2:40	J.Sanders 20 yd. Field Goal (7-88, 3:38)	15	14
Bengals	4	12:00	E.McPherson 19 yd. Field Goal (9-74, 5:40)	15	17
Bengals	4	6:13	E.McPherson 57 yd. Field Goal (8-33, 3:36)	15	20
Bengals	4	1:52	H.Hurst 2 yd. pass from J.Burrow (E.McPherson kick) (5-45, 1:13)	15	27

GAME STATISTICS

RUSHING (Att-Yds-TD): Miami: R. Mostert 15-69, T. Bridgewater 1-11, C. Edmonds 5-6, T. Hill 1(-1). Cincinnati: J. Mixon 24-61-1, J. Burrow 5-6, S. Perine 1-0.	TEAM STATS	MIA	CIN
PASSING (A-C-Y-TD-I): Miami: T. Bridgewater 23-14-193-1-1, T. Tagovailoa 14-8-110-0-1. Cincinnati: J. Burrow 31-20-287-2-0, T. Boyd 1-1-23-0-0.	TOTAL FIRST DOWNS	20	16
RECEIVING (Rec-Yds-TD): Miami: T. Hill 10-160, T. Sherfield 4-55, J. Waddle 2-39, M. Gesicki 2-23, C. Edmonds 2-14-1, R. Mostert 2-12. Cincinnati: T. Higgins 7-124-1, J. Chase 4-81, J. Mixon 4-13, H. Hurst 3-27-1, T. Boyd 2-47, M. Wilcox 1-18.	By Rushing	3	4
SACKS (Sk-Yds): Miami: J. Phillips 1-6. Cincinnati: J. Tupou 1-10.	By Passing	13	11
INTERCEPTIONS (Int-Yds): Miami: None. Cincinnati: V. Bell 2-46.	By Penalty	4	1
FORCED FUMBLES: Miami: None. Cincinnati: None.	THIRD DOWN EFFICIENCY	2-10-20.0%	8-15-53.3%
FUMBLE RECOVERIES (No-Yds): Miami: None. Cincinnati: None.	FOURTH DOWN EFFICIENCY	0-1-0.0%	0-1-0.0%
	TOTAL NET YARDS	378	371
	Total Offensive Plays	60	63
	Average gain per offensive play	6.3	5.9
	NET YARDS RUSHING	85	67
	Total Rushing Plays	22	30
	Average gain per rushing play	3.9	2.2
	NET YARDS PASSING	293	304
	Sacks-Yards	1-10	1-6
	Gross yards passing	303	310
	ATTEMPTS-COMPLETIONS-INTS	37-22-2	32-21-0
	Avg. gain per pass play	7.7	9.2
	PUNTS NUMBER AND AVG.	3-50.0	4-39.8
	Net Punting Average	42.3	38.3
	TOTAL RETURN YARDAGE	6	69
	No. and Yards Punt Returns	1-6	1-23
	No. and Yards Kickoff Returns	2-42	0-0
	No. and Yards Int. Returns	0-0	2-46
	PENALTIES Number and Yards	6-41	6-74
	FUMBLES Number and Lost	0-0	0-0
	RED ZONE EFFICIENCY	1-3-33%	2-3-67%
	GOAL TO GO EFFICIENCY	1-2-50%	1-2-50%
	TIME OF POSSESSION	28:25	31:35



2022 REGULAR SEASON GAME RECAPS

WEEK 5

OCT. 9, 2022 | EAST RUTHERFORD, NJ
METLIFE STADIUM
ATTENDANCE: 82,500 | TV: CBS

SCORING SUMMARY

	1	2	3	4	F
Miami	0	14	3	0	17
N.Y. Jets	5	14	0	21	40

MIAMI 17

N.Y. JETS 40

SCORING DRIVES

TEAM	QTR	TIME	PLAY (EXTRA POINT) (DRIVE INFO)	MIA	NYJ
Jets	1	12:38	Penalty on T.Bridgewater enforced in end zone for a Safety	0	2
Jets	1	3:07	G.Zuerlein 34 yd. Field Goal (7-56, 3:32)	0	5
Jets	2	14:56	Mi.Carter 1 yd. run (G.Zuerlein kick) (2-80, 0:56)	0	12
Dolphins	2	9:55	R.Mostert 12 yd. run (J.Sanders kick) (8-75, 5:01)	7	12
Jets	2	2:38	Z.Wilson 5 yd. run (G.Zuerlein kick) (9-53, 5:22)	7	19
Dolphins	2	0:04	D.Smythe 1 yd. run (J.Sanders kick) (11-75, 2:34)	14	19
Dolphins	3	8:40	J.Sanders 46 yd. Field Goal (11-47, 6:20)	17	19
Jets	4	9:22	Mi.Carter 1 yd. run (G.Zuerlein kick) (7-56, 3:53)	17	26
Jets	4	9:08	Br.Hall 5 yd. run (G.Zuerlein kick) (1-5, 0:05)	17	33
Jets	4	4:24	B.Berrios 15 yd. run (G.Zuerlein kick) (5-30, 3:07)	17	40

The Miami Dolphins were not able to overcome the New York Jets, falling 40-17 to their division foes.

After rookie quarterback Skylar Thompson replaced Teddy Bridgewater after he went down on Miami's first drive, the Dolphins turned to running back Raheem Mostert. The New Smyrna Beach, Florida native rushed for 113 yards and one touchdown, becoming the first Dolphin to hit the 100-yard rushing mark this season.

Thompson finished with 166 passing yards and an interception in his NFL debut. Tyreek Hill led all receivers with seven receptions for 47 yards.

With quarterback Tua Tagovailoa out due to injury, Teddy Bridgewater became the second Dolphin from Miami-Dade County to start at quarterback, but it was short-lived. Cornerback Sauce Gardner hit the seven-year NFL veteran in the end zone on Miami's first offensive play of the game, forcing him to fling a last-second pass. Intentional grounding was called, resulting in a safety. Bridgewater left the game with an elbow injury and was evaluated for a head injury but did not return.

As Thompson acclimated himself to Miami's offense, New York capitalized on the Dolphins' offensive woes. The Jets built up a 12-0 second-quarter lead thanks to a 34-yard field goal and a 79-yard pass to running back Breece Hall that set up a one-yard touchdown rush by Michael Carter.

Mostert highlighted the first half for Miami, rushing for 77 yards in the half, including a 12-yard touchdown run where he turned the corner on the right sideline to make it 12-7 in the second quarter.

When the Jets scored another touchdown, Thompson started to find his footing. On the last drive of the half, the Dolphins marched 75 yards down the field in 2:34 to score. A direct snap to tight end Durham Smythe on second-and-goal from the one made it 19-14 in favor of the Jets at halftime.

Mostert hit the 100-yard rushing mark in the third quarter with a 20-yard run that brought Miami past midfield. Kicker Jason Sanders nailed a 46-yard field goal that cut the Dolphins' deficit to two.

Miami's defense held New York scoreless in the third, allowing just 50 yards of total offense. Safety Brandon Jones registered the Dolphins' second sack of the game as he took down quarterback Zach Wilson for a 17-yard loss.

After Miami missed a 54-yard field goal attempt in the fourth quarter, the Jets capitalized on the field position. Carter found the end zone on a one-yard rush to make it a two-possession game with 9:22 remaining. Thompson fumbled on the ensuing drive, and the Jets recovered at Miami's five-yard line, scoring a touchdown on the next play. New York ended the game with 21 unanswered points.

GAME STATISTICS

RUSHING (Att-Yds-TD):

Miami: R. Mostert 18-113-1, T. Hill 2-13, M. Gaskin 4-9, C. Edmonds 1-1, D. Smythe 1-1-1.
N.Y. Jets: Br. Hall 18-97-1, Mi. Carter 10-21-2, B. Berrios 1-15-1, Z. Wilson 4-2-1.

PASSING (A-C-Y-TD-I):

Miami: S. Thompson 33-19-166-0-1, T. Bridgewater 1-0-0-0-0.
N.Y. Jets: Z. Wilson 21-14-210-0-0.

RECEIVING (Rec-Yds-TD):

Miami: T. Hill 7-47, M. Gaskin 3-24, J. Waddle 3-23, C. Wilson 2-20, M. Gaskin 1-30, R. Mostert 1-9, D. Smythe 1-8, T. Sherfield 1-5.
N.Y. Jets: G. Wilson 3-27, Br. Hall 2-100, C. Davis 2-38, Mi. Carter 2-12, C. Uzomah 2-12, E. Moore 1-11, J. Smith 1-11, B. Berrios 1-1-1.

SACKS (Sk-Yds):

Miami: Br. Jones 1-17, J. Baker 1-6.
N.Y. Jets: C. Lawson 1-3, J. Franklin-Myers 0.5-2.5, Q. Williams 0.5-2.5.

INTERCEPTIONS (Int-Yds):

Miami: None.
N.Y. Jets: A. Gardner 1-3.

FORCED FUMBLES:

Miami: None.
N.Y. Jets: C. Lawson 1.

FUMBLE RECOVERIES (No-Yds):

Miami: None.
N.Y. Jets: Q. Williams 1-12.

TEAM STATS	MIA	NYJ
TOTAL FIRST DOWNS	19	21
By Rushing	8	8
By Passing	8	9
By Penalty	3	4
THIRD DOWN EFFICIENCY	4-11-36.4%	5-11-45.5%
FOURTH DOWN EFFICIENCY	0-2-0.0%	0-1-0.0%
TOTAL NET YARDS	295	322
Total Offensive Plays	62	56
Average gain per offensive play	4.8	5.8
NET YARDS RUSHING	137	135
Total Rushing Plays	26	33
Average gain per rushing play	5.3	4.1
NET YARDS PASSING	158	187
Sacks-Yards	2-8	2-23
Gross yards passing	166	210
ATTEMPTS-COMPLETIONS-INTS	34-19-1	21-14-0
Avg. gain per pass play	4.4	8.1
PUNTS NUMBER AND AVG.	3-43.7	4-46.3
Net Punting Average	43.7	46.8
TOTAL RETURN YARDAGE	-2	3
No. and Yards Punt Returns	1-2	0-0
No. and Yards Kickoff Returns	0-0	3-67
No. and Yards Int. Returns	0-0	1-3
PENALTIES Number and Yards	11-102	5-105
FUMBLES Number and Lost	1-1	0-0
RED ZONE EFFICIENCY	2-3-67%	5-6-83%
GOAL TO GO EFFICIENCY	1-1-100%	4-4-100%
TIME OF POSSESSION	29:02	30:58



2022 REGULAR SEASON GAME RECAPS

WEEK 6

OCT. 16, 2022 | MIAMI GARDENS, FLA.
HARD ROCK STADIUM
ATTENDANCE: 66,100 | TV: FOX

MINNESOTA 24	MIAMI 16
---------------------	-----------------

SCORING SUMMARY					
	1	2	3	4	F
Minnesota	0	10	0	14	24
Miami	0	3	0	13	16

A big play by the Vikings defense proved to be the difference in a game that featured several defensive stands and 16 punts. With the game out of reach, the Dolphins lost to the Minnesota Vikings 24-16 at Hard Rock Stadium.

After scoring a touchdown and forcing a three-and-out, Miami had an opportunity to take the lead late in the fourth quarter. Instead, Vikings safety Harrison Smith forced a fumble by wide receiver Jaylen Waddle deep in Minnesota territory. The Vikings followed with a touchdown and took control of the game.

Rookie quarterback Skylar Thompson made his first career NFL start but was replaced by Teddy Bridgewater in the first half after injuring his right thumb. Bridgewater threw for 329 yards with two touchdowns and two interceptions.

Receiver Tyreek Hill had a team-high 177 yards, breaking the franchise record for most receiving yards through the first six games of the season (701). Tight end Mike Gesicki had two touchdown receptions.

Neither team scored in the first half until a Jason Sanders 44-yard field goal with 6:05 left in the second quarter put Miami on the board.

After Teddy Bridgewater replaced Thompson on the drive and completed his first pass, a 17-yard strike to tight end Mike Gesicki, running back Raheem Mostert rushed for 18 yards on four carries to put Miami in field goal range.

The Dolphins defense allowed no first downs and only 15 yards on Minnesota's first four drives.

Minnesota found the end zone with 2:32 remaining in the second. Quarterback Kirk Cousins threw a one-yard touchdown pass to tight end Irv Smith Jr. to put the Vikings up 7-3.

Miami had an opportunity to narrow the gap on the ensuing drive, but Sanders missed a 52-yard field goal wide right.

With 23 seconds left before halftime, Bridgewater threw an interception over the middle of the field that led to a 34-yard field goal by Minnesota kicker Greg Joseph. The Vikings led 10-3 at the half.

The third quarter was similar to the first, featuring zero points and six punts.

But both offenses eventually found their footing in the fourth. The Vikings opened the quarter with a two-yard touchdown pass to receiver Adam Thielen. Joseph missed the extra point, though, making it 16-3.

Bridgewater then led a seven-play, 75-yard touchdown drive to make it a one-possession game. First, he found Hill over the middle for a catch and run that gained 28 yards. In the red zone, Bridgewater scrambled to his right on second down for 10 yards and then threw a four-yard touchdown pass on the next play to Gesicki, his first touchdown of the game.

But Waddle fumbled soon after and the Vikings quickly scored a touchdown with 3:15 left in the fourth, effectively ending the game.

Bridgewater threw one more touchdown pass to Gesicki with 1:31 remaining, capping an 83-yard drive that lasted just over a minute, but the Dolphins fell short.

GAME STATISTICS

RUSHING (Att-Yds-TD):
 Minnesota: D. Cook 13-77-1, A. Mattison 1-3, C. Ham 1-3, K. Cousins 2(-5).
 Miami: R. Mostert 14-49, T. Bridgewater 1-10, S. Thompson 1-9, C. Edmonds 2-3, A. Ingold 1-2, C. Fejedelem 1-0.

PASSING (A-C-Y-TD-I):
 Minnesota: K. Cousins 30-20-175-2-0.
 Miami: T. Bridgewater 34-23-329-2-2, S. Thompson 13-7-89-0-0.

RECEIVING (Rec-Yds-TD):
 Minnesota: J. Jefferson 6-107, A. Thielen 4-36-1, I. Smith 4-7-1, K. Osborn 3-18, J. Mundt 2-1, D. Cook 1-6.
 Miami: T. Hill 12-177, J. Waddle 6-129, M. Gesicki 6-69-2, C. Edmonds 2-28, A. Ingold 2-10, T. Sherfield 1-6, R. Mostert 1(-1).

SACKS (Sk-Yds):
 Minnesota: Z. Smith 2-0-16.0, P. Jones 2-0-11.0, D. Hunter 1-0-6.0, J. Hicks 1-0-0.0.
 Miami: E. Roberts 1.5-10.0, R. Davis 1-0-7.0, J. Phillips 0.5-2.0.

INTERCEPTIONS (Int-Yds):
 Minnesota: H. Smith 1-0, P. Peterson 1-6.
 Miami: None.

FORCED FUMBLES:
 Minnesota: H. Smith 1.
 Miami: None.

FUMBLE RECOVERIES (No-Yds):
 Minnesota: C. Bynum 1-15.
 Miami: None.

TEAM STATS	MIN	MIAMI
TOTAL FIRST DOWNS	11	23
By Rushing	2	5
By Passing	7	18
By Penalty	2	0
THIRD DOWN EFFICIENCY	2-12-16.7%	4-14-28.6%
FOURTH DOWN EFFICIENCY	0-0-0.0%	1-2-50.0%
TOTAL NET YARDS	234	458
Total Offensive Plays	50	73
Average gain per offensive play	4.7	6.3
NET YARDS RUSHING	78	73
Total Rushing Plays	17	20
Average gain per rushing play	4.6	3.7
NET YARDS PASSING	156	385
Sacks-Yards	3-19	6-33
Gross yards passing	175	418
ATTEMPTS-COMPLETIONS-INTS	30-20-0	47-30-2
Avg. gain per pass play	4.7	7.3
PUNTS NUMBER AND AVG.	10-44.1	6-51.2
Net Punting Average	43.9	41.8
TOTAL RETURN YARDAGE	42	2
No. and Yards Punt Returns	3-36	3-2
No. and Yards Kickoff Returns	0-0	1-25
No. and Yards Int. Returns	2-6	0-0
PENALTIES Number and Yards	2-20	10-97
FUMBLES Number and Lost	1-0	2-1
RED ZONE EFFICIENCY	2-3-67%	2-2-100%
GOAL TO GO EFFICIENCY	2-2-100%	2-2-100%
TIME OF POSSESSION	24:31	35:29



2022 REGULAR SEASON GAME RECAPS

WEEK 7

OCT. 23, 2022 | MIAMI GARDENS, FLA.
HARD ROCK STADIUM
ATTENDANCE: 66,224 | TV: NBC

SCORING SUMMARY

	1	2	3	4	F
Pittsburgh	0	10	0	0	10
Miami	13	3	0	0	16

PITTSBURGH 10

MIAMI 16

SCORING DRIVES

TEAM	QTR	TIME	PLAY (EXTRA POINT) (DRIVE INFO)	PIT	MIA
R.Mostert 8 yd. pass from					
Dolphins	1	10:45	T.Tagovailoa (J.Sanders kick) (9-71, 4:15)	0	7
J.Sanders 24 yd. Field Goal (8-59, 3:59)					
Dolphins	1	5:32	J.Sanders 24 yd. Field Goal (8-59, 3:59)	0	10
J.Sanders 42 yd. Field Goal (7-30, 2:12)					
Dolphins	1	2:27	J.Sanders 42 yd. Field Goal (7-30, 2:12)	0	13
C.Boswell 45 yd. Field Goal (12-48, 5:43)					
Steelers	2	11:44	C.Boswell 45 yd. Field Goal (12-48, 5:43)	3	13
G.Pickens 7 yd. pass from K.Pickett (C.Boswell kick) (13-86, 7:29)					
Steelers	2	1:50	G.Pickens 7 yd. pass from K.Pickett (C.Boswell kick) (13-86, 7:29)	10	13
J.Sanders 47 yd. Field Goal (8-56, 1:48)					
Dolphins	2	0:02	J.Sanders 47 yd. Field Goal (8-56, 1:48)	10	16

Tua Tagovailoa threw for 261 yards and one touchdown in his return and the Miami Dolphins held on for a 16-10 victory over the Pittsburgh Steelers at Hard Rock Stadium.

On Miami's opening possession, Dolphins fans – still buzzing from Mercury Morris' pregame chant and a hype video featuring both the 1972 and 2022 Dolphins – erupted with each Tagovailoa completion.

First it was 20 yards to wide receiver Jaylen Waddle. Then, a 17-yard completion to Tyreek Hill followed by an 18-yard pass to tight end Mike Gesicki. Three plays later, Tagovailoa found running back Raheem Mostert for an eight-yard touchdown.

Miami maintained the momentum as the defense got stops and the offense continued to move the ball down the field.

Jason Sanders converted field goals of 24 and 42 yards on Miami's next two possessions to extend the lead to 13-0.

The defense matched the offense's intensity, holding Pittsburgh (2-5) to just 35 total yards of offense in the first quarter.

But the Steelers didn't flinch. Facing a 13-point deficit, rookie quarterback Kenny Pickett led back-to-back scoring drives to cut Miami's lead to three, 13-10.

After a 45-yard field goal from Chris Boswell, Pickett orchestrated a methodical 13-play, 86-yard drive capped by a seven-yard touchdown pass to fellow rookie George Pickens with just under two minutes to play in the half.

The Dolphins responded before the break as Sanders nailed a 47-yard field goal, his third of the half, to put Miami ahead 16-10.

In the second half, the Dolphins defense took over. Back-to-back tackles for loss from second-year linebacker Jaelan Phillips helped force a three-and-out on Pittsburgh's opening drive. That was the first of five straight Steelers drives that lasted no longer than five plays and all ended in punts.

Miami called on its defense two more times in the final minutes to help seal the victory and they answered.

On third-and-16, safety Jevon Holland jumped in front of a pass intended for Pittsburgh wide receiver Dontae Johnson. A subsequent three-and-out from Miami's offense put the defense back on the field to get one more game-winning stop.

On the 10th play of a drive that began at the Pittsburgh 13-yard line, third-year cornerback Noah Igbinoghene pulled off an acrobatic, toe-tap interception in the end zone to secure the victory. It was the first interception of his career.

Tagovailoa took the field one last time to kneel out the clock. The crowd roared and the Dolphins held on for their fourth win of the season.

GAME STATISTICS

RUSHING (Att-Yds-TD):

Pittsburgh: N. Harris 17-65, K. Pickett 3-20, J. Warren 2-7, D. Johnson 1-3.

Miami: R. Mostert 16-79, C. Edmonds 7-17, T. Tagovailoa 4-15.

PASSING (A-C-Y-TD-I):

Pittsburgh: K. Pickett 44-32-257-1-0.

Miami: T. Tagovailoa 35-21-261-1-0.

RECEIVING (Rec-Yds-TD):

Pittsburgh: P. Freiermuth 8-75, G. Pickens 6-61-1, D. Johnson 5-42, C. Claypool 5-41, N. Harris 3-15, J. Warren 2-17, Z. Gentry 2-0, Co. Heyward 1-6.

Miami: T. Hill 7-72, J. Waddle 4-88, R. Mostert 4-30-1, T. Sherfield 3-44, M. Gesicki 3-27.

SACKS (Sk-Yds):

Pittsburgh: None.
Miami: J. Phillips 1.5-11.0, C. Wilkins 0.5-0.0.

INTERCEPTIONS (Int-Yds):

Pittsburgh: None.
Miami: J. Holland 1-33, Bethel 1-11, N. Igbinoghene 1-0.

FORCED FUMBLES:

Pittsburgh: None.
Miami: None.

FUMBLE RECOVERIES (No-Yds):

Pittsburgh: None.
Miami: None.

TEAM STATS	PIT	MIA
TOTAL FIRST DOWNS	19	17
By Rushing	4	5
By Passing	14	12
By Penalty	1	0
THIRD DOWN EFFICIENCY	4-14-28.6%	4-14-28.6%
FOURTH DOWN EFFICIENCY	2-2-100.0%	0-1-0.0%
TOTAL NET YARDS	341	372
Total Offensive Plays	69	62
Average gain per offensive play	4.9	6.0
NET YARDS RUSHING	95	111
Total Rushing Plays	23	27
Average gain per rushing play	4.1	4.1
NET YARDS PASSING	246	261
Sacks-Yards	2-11	0-0
Gross yards passing	257	261
ATTEMPTS-COMPLETIONS-INTS	44-32-3	35-21-0
Avg. gain per pass play	5.3	7.5
PUNTS NUMBER AND AVG.	6-41.8	6-42.7
Net Punting Average	41.7	39.5
TOTAL RETURN YARDAGE	19	45
No. and Yards Punt Returns	3-19	1-1
No. and Yards Kickoff Returns	2-35	2-28
No. and Yards Int. Returns	0-0	3-44
PENALTIES Number and Yards	5-40	5-30
FUMBLES Number and Lost	0-0	0-0
RED ZONE EFFICIENCY	1-2-50%	1-3-33%
GOAL TO GO EFFICIENCY	1-1-100%	0-0-0%
TIME OF POSSESSION	33:16	26:44



2022 REGULAR SEASON GAME RECAPS

WEEK 8

OCT. 30, 2022 | DETROIT, MI
FORD FIELD
ATTENDANCE: 61,447 | TV: CBS

MIAMI 31

DETROIT 27

SCORING SUMMARY

	1	2	3	4	F
Miami	7	10	14	0	31
Detroit	14	13	0	0	27

SCORING DRIVES

TEAM	QTR	TIME	PLAY (EXTRA POINT)	(DRIVE INFO)	MIA	DET
Lions	1	12:59	Ja.Williams 7 yd. run	(M.Badgley kick) (5-75, 2:01)	0	7
Lions	1	5:36	D.Swift 7 yd. pass from J.Goff	(M.Badgley kick) (6-78, 2:31)	0	14
Dolphins	1	0:50	J.Waddle 5 yd. pass from T.Tagovailoa	(J.Sanders kick) (9-80, 4:46)	7	14
Lions	2	13:46	Ja.Williams 1 yd. run	(M.Badgley kick) (6-75, 2:04)	7	21
Dolphins	2	11:30	J.Waddle 29 yd. pass from T.Tagovailoa	(J.Sanders kick) (4-75, 2:16)	14	21
Lions	2	7:02	M.Badgley 42 yd. Field Goal	(11-51, 4:28)	14	24
Dolphins	2	2:06	J.Sanders 45 yd. Field Goal	(11-48, 4:56)	17	24
Lions	2	0:00	M.Badgley 26 yd. Field Goal	(11-67, 2:06)	17	27
Dolphins	3	9:11	A.Ingold 1 yd. run	(J.Sanders kick) (9-75, 5:49)	24	27
Dolphins	3	0:12	M.Gesicki 11 yd. pass from T.Tagovailoa	(J.Sanders kick) (9-67, 5:04)	31	27

The Miami Dolphins offense found a rhythm, totaling 476 yards in a 31-27 victory over the Detroit Lions for their second win in a row.

Quarterback Tua Tagovailoa had one of the best games of his career, throwing for 382 yards and three touchdowns on 29-of-36 passes to overcome a 10-point second-half deficit.

Wide receivers Tyreek Hill and Jaylen Waddle each finished with over 100 yards receiving, with Hill having a game-high 188 yards on 12 receptions. Running back Raheem Mostert added 64 rushing yards on 4.6 yards per carry.

Entering the matchup, Miami had 26 receptions of 20 yards or more, fourth-most in the NFL. Hill had three of his own in the first half, along with 142 receiving yards.

In the second half, Miami's defense held the Lions to zero points and 67 yards as the Dolphins outscored them 14-0 in the final 30 minutes.

The Dolphins struggled early, quickly finding themselves in a 14-0 hole after Detroit scored on its first two drives – a seven-yard rushing touchdown by Jamaal Williams and a seven-yard touchdown catch by fellow running back D'Andre Swift, respectively.

Tagovailoa completed his first seven passes for 72 yards in the Dolphins' first offensive possession, but the drive ended with a fumble at the Detroit 22.

Wide receiver Jaylen Waddle exploded for two touchdown grabs in the first half to get Miami back in the game.

After receiver Tyreek Hill converted a third-and-13 with a 36-yard catch through two defenders, Tagovailoa found Waddle for a five-yard touchdown pass to make it 14-7 at the end of the first quarter.

When the Lions extended their lead to 21-7 early in the second quarter, the Dolphins responded. Tagovailoa heaved a 46-yard pass that Hill went airborne to grab. Waddle capped off the drive with a 29-yard touchdown reception.

Next, both teams traded field goals, with Miami kicker Jason Sanders nailing a 45-yarder. Detroit then hit another field goal as time expired to take a 27-17 lead into halftime.

The Dolphins scored 14 unanswered in the third quarter to take their first lead of the game. Miami opened the half with a nine-play, 75-yard drive that ended with fullback Alec Ingold's first career rushing touchdown. He took a direct snap at the one-yard line for the score.

With 5:28 left in the third, Tagovailoa orchestrated a 67-yard drive that saw him convert a third-and-6 with an 18-yard scramble. Tight end Mike Gesicki put Miami ahead, 31-27, with an 11-yard touchdown grab, his fourth of the season.

In the fourth quarter, the Dolphins' defense stood strong. Defensive lineman Zach Sieler sacked quarterback Jared Goff on third-and-9 to end a Detroit drive, before Goff's pass fell incomplete on fourth-and-1 on the Lions' next possession to effectively end the game.

GAME STATISTICS

RUSHING (Att-Yds-TD):

Miami: R. Mostert 14-64, T. Tagovailoa 5-19, C. Edmonds 4-14, T. Hill 1-7, S. Ahmed 1-2, A. Ingold 1-1.
Detroit: Ja. Williams 10-53-2, C. Moore 1-13, C. Reynolds 2-7, D. Swift 5-6, J. Goff 1-3.

PASSING (A-C-Y-TD-I):

Miami: T. Tagovailoa 36-29-382-3-0.
Detroit: J. Goff 37-27-321-1-0.

RECEIVING (Rec-Yds-TD):

Miami: T. Hill 12-188, J. Waddle 8-106-2, M. Gesicki 3-38-1, T. Sheffield 2-25, B. Sanders 2-17, A. Ingold 1-5, R. Mostert 1-3.
Detroit: A. St. Brown 7-69, D. Swift 5-27-1, T. Hockenson 3-80, K. Raymond 3-76, Ja. Williams 3-23, J. Reynolds 2-14, J. Mitchell 1-14, M. Alexander 1-7, B. Wright 1-6, J. Goff 1-5.

SACKS (Sk-Yds):

Miami: Z. Sieler 1.0-10.0.
Detroit: M. Rodriguez 1.0-8.0, J. Hughes 1.0-5.0.

INTERCEPTIONS (Int-Yds):

Miami: None.
Detroit: None.

FORCED FUMBLES:

Miami: None.
Detroit: K. Joseph 1.

FUMBLE RECOVERIES (No-Yds):

Miami: None.
Detroit: M. Rodriguez 1-2.

TEAM STATS

	MIA	DET
TOTAL FIRST DOWNS	27	22
By Rushing	8	7
By Passing	18	13
By Penalty	1	2
THIRD DOWN EFFICIENCY	8-12-66.7%	4-9-44.4%
FOURTH DOWN EFFICIENCY	1-1-100.0%	1-2-50.0%
TOTAL NET YARDS	476	393
Total Offensive Plays	64	57
Average gain per offensive play	7.4	6.9
NET YARDS RUSHING	107	82
Total Rushing Plays	26	19
Average gain per rushing play	4.1	4.3
NET YARDS PASSING	369	311
Sacks-Yards	2-13	1-10
Gross yards passing	382	321
ATTEMPTS-COMPLETIONS-INTS	36-29-0	37-27-0
Avg. gain per pass play	9.7	8.2
PUNTS NUMBER AND AVG.	1-38.0	2-58.5
Net Punting Average	34.0	46.5
TOTAL RETURN YARDAGE	24	4
No. and Yards Punt Returns	2-24	1-4
No. and Yards Kickoff Returns	1-13	1-17
No. and Yards Int. Returns	0-0	0-0
PENALTIES Number and Yards	7-55	6-30
FUMBLES Number and Lost	1-1	0-0
RED ZONE EFFICIENCY	3-3-100%	3-4-75%
GOAL TO GO EFFICIENCY	2-2-100%	2-2-100%
TIME OF POSSESSION	34:22	25:38



2022 REGULAR SEASON GAME RECAPS

WEEK 9

NOV. 6, 2022 | CHICAGO, IL
SOLDIER FIELD
ATTENDANCE: 62,377 | TV: CBS

MIAMI 35	CHICAGO 32
-----------------	-------------------

SCORING SUMMARY					
	1	2	3	4	F
Miami	7	14	14	0	35
Chicago	3	14	8	7	32

Quarterback Tua Tagovailoa threw three touchdown passes for the second straight game as the Miami Dolphins grinded out a 35-32 win over the Chicago Bears.

Miami's offense totaled 379 yards, as the NFL's most productive receiving duo, Tyreek Hill and Jaylen Waddle, each finished with a touchdown reception, along with 143 and 85 receiving yards, respectively.

Newly acquired running back Jeff Wilson Jr. shined in his first game as a Dolphin, with 51 rushing yards and a touchdown catch.

But when the offense stalled in the fourth quarter, it was Miami's defense that stepped up. Down 35-32 in the game's final eight minutes, Chicago quarterback Justin Fields had two opportunities to lead game-winning drives.

Instead, linebacker Melvin Ingram recorded Miami's first sack of the game to sabotage a Bears' drive that eventually ended in a punt with 3:10 remaining. When Chicago regained the ball after a Dolphins three-and-out, Fields' pass fell incomplete on fourth-and-10 to seal the game.

Chicago scored 17 points in the first half, but did not keep up with the Dolphins high-flying offense, which led the NFL with 2,455 passing yards entering Sunday's game. Tagovailoa completed his first nine passes for 119 yards on Miami's first two possessions.

Running back Raheem Mostert found the end zone on the Dolphins' opening drive with a one-yard rush. A pass interference call on Chicago gave Miami 32 yards and set up the score.

On the Dolphins' ensuing possession, Hill and Waddle each recorded a catch of 25+ yards, with Hill capping off the drive by snagging a three-yard touchdown reception, his third of the year.

Miami's special teams gave the Dolphins more points in the second quarter when linebacker Jaelan Phillips rushed through the Bears' front to block a punt. Fellow linebacker Andrew Van Ginkel then scooped up the ball for a 25-yard score to put the Dolphins up 21-10. It was the longest blocked punt return for a touchdown in franchise history.

Chicago responded with a lengthy touchdown drive, and Miami's offense got to work once again with less than two minutes left in the first half. Hill eclipsed 1,000 receiving yards for the third consecutive year after a 39-yard catch-and-run down the right sideline. After a missed 29-yard field goal attempt, Miami led 21-17 at halftime. But the Dolphins needed only 2:13 to add to their lead in the second half, going ahead 28-17 on Waddle's 18-yard touchdown catch. Wilson got involved on the drive with a 28-yard rush, tying Miami's longest run from scrimmage this season.

Fields' 61-yard touchdown run cut Miami's lead to three, but the Bears' defense continued to have no answer for the Dolphins. Tagovailoa marched 75 yards down the field on the next possession and tossed his third touchdown pass to Wilson to put the Dolphins up 35-25 with 6:02 left in the third quarter. The Bears scored a touchdown early in the fourth to cut the deficit to three, but they would not score again as Miami held on to win.

GAME STATISTICS

RUSHING (Att-Yds-TD):

Miami: J. Wilson 9-51, R. Mostert 9-26-1.
Chicago: J. Fields 15-178-1, D. Montgomery 14-36, K. Herbert 7-23, C. Kmet 2-9, C. Claypool 1-4, D. Mooney 1-2.

PASSING (A-C-Y-TD-I):

Miami: T. Tagovailoa 30-21-302-3-0.
Chicago: J. Fields 28-17-123-3-0.

RECEIVING (Rec-Yds-TD):

Miami: T. Hill 7-143-1, J. Waddle 5-85-1, T. Sherfield 3-27, J. Wilson 3-21, C. Wilson 2-23, M. Gesicki 1-3.
Chicago: D. Mooney 7-43-1, C. Kmet 5-41-2, C. Claypool 2-13, D. Pettis 1-12, D. Montgomery 1-8, N. Harry 1-6.

SACKS (Sk-Yds):

Miami: M. Ingram 1.0-5.0, D. Riley 1.0-2.0.
Chicago: None.

INTERCEPTIONS (Int-Yds):

Miami: None.
Chicago: None.

FORCED FUMBLES:

Miami: None.
Chicago: None.

FUMBLE RECOVERIES (No-Yds):

Miami: None.
Chicago: None.

TEAM STATS	MIA	CHI
TOTAL FIRST DOWNS	21	23
By Rushing	3	15
By Passing	15	7
By Penalty	3	1
THIRD DOWN EFFICIENCY	5-10-50.0%	10-16-62.5%
FOURTH DOWN EFFICIENCY	0-2-0.0%	1-2-50.0%
TOTAL NET YARDS	379	368
Total Offensive Plays	53	70
Average gain per offensive play	7.2	5.3
NET YARDS RUSHING	77	252
Total Rushing Plays	23	40
Average gain per rushing play	3.3	6.3
NET YARDS PASSING	302	116
Sacks-Yards	0-0	2-7
Gross yards passing	302	123
ATTEMPTS-COMPLETIONS-INTS	30-21-0	28-17-0
Avg. gain per pass play	10.1	3.9
PUNTS NUMBER AND AVG.	1-51.0	3-27.7
Net Punting Average	49.0	25.0
TOTAL RETURN YARDAGE	8	2
No. and Yards Punt Returns	1-8	1-2
No. and Yards Kickoff Returns	1-18	1-30
No. and Yards Int. Returns	0-0	0-0
PENALTIES Number and Yards	3-38	4-92
FUMBLES Number and Lost	1-0	0-0
RED ZONE EFFICIENCY	4-6-67%	3-4-75%
GOAL TO GO EFFICIENCY	2-2-100%	1-1-100%
TIME OF POSSESSION	25:14	34:46



2022 REGULAR SEASON GAME RECAPS

WEEK 10

NOV. 13, 2022 | MIAMI GARDENS, FLA.
HARD ROCK STADIUM
ATTENDANCE: 66,563 | TV: CBS

CLEVELAND 17	MIAMI 39
---------------------	-----------------

SCORING SUMMARY		1	2	3	4	F
Cleveland	7	0	3	7	17	
Miami	7	10	13	9	39	

Tua Tagovailoa shined in his third consecutive three-touchdown performance as the Miami Dolphins logged a season-high 195 rushing yards in a dominant 39-17 win over the Cleveland Browns.

After Cleveland scored on the game's opening drive, Miami responded with 24 straight points to take command of the contest.

Running back Jeff Wilson Jr. tallied 17 carries for 119 yards in his second game as a Dolphin while fellow running back Raheem Mostert added eight carries for 65 yards.

Defensively, the Miami defense held Browns running back Nick Chubb to just 63 yards rushing, his second-lowest output this season.

Down 7-0, Tagovailoa orchestrated a scoring drive of his own. On first-and-10 from the Cleveland 13-yard line, Tagovailoa found fullback Alec Ingold who tip-toed down the sideline and dove into the end zone for the touchdown.

On the ensuing possession, a methodical Cleveland drive stalled when defensive tackle Zach Sieler stripped Chubb, and cornerback Xavier Howard recovered the fumble to give the Miami offense a short field.

A 39-yard field goal from Jason Sanders followed by a toe-drag touchdown catch from wide receiver Trent Sherfield extended the Dolphins' lead to 17-7 before the halftime break.

Miami extended its lead once again on the opening possession of the second half, as Raheem Mostert capped a six-play, 70-yard drive with a 24-yard touchdown run, stretching the lead to 24-7.

Cleveland kicker Cade York cut the deficit to 24-10 with a 37-yard field goal, but Miami responded again as Tagovailoa found star wideout Tyreek Hill for his second touchdown reception in as many games to take a 30-10 lead with 37 seconds to play in the third quarter. Tagovailoa finished the day 25-of-32 for 285 yards and a 135.0 passer rating.

After Chubb broke free for a 33-yard touchdown run early in the fourth quarter, Miami did not flinch.

Sanders nailed a 33-yard field goal and Wilson Jr. finished off his first home game as a Dolphin with a thrilling 20-yard touchdown run to seal the 39-17 victory. Wilson Jr. and Mostert averaged an impressive 7.0 and 8.1 yards per carry, respectively.

Browns quarterback Jacoby Brissett finished 22-of-35 for 212 yards and a touchdown and added seven carries for 40 yards.

With the win, which featured zero punts for just the fifth time in franchise history, the Dolphins improved to 7-3 for the first time since 2001.

SCORING DRIVES

TEAM	QTR	TIME	PLAY (EXTRA POINT) (DRIVE INFO)	CLE	MIA
Browns	1	12:13	H.Bryant 1 yd. pass from J.Brissett (C.York kick) (4-53, 3:25)	7	0
Dolphins	1	6:13	A.Ingold 13 yd. pass from T.Tagovailoa (J.Sanders kick) (10-84, 6:00)	7	7
Dolphins	2	11:05	J.Sanders 39 yd. Field Goal (9-50, 4:08)	7	10
Dolphins	2	0:32	T.Sherfield 14 yd. pass from T.Tagovailoa (J.Sanders kick) (7-53, 0:50)	7	17
Dolphins	3	11:35	R.Mostert 24 yd. run (J.Sanders kick) (6-70, 3:25)	7	24
Browns	3	6:56	C.York 37 yd. Field Goal (11-56, 4:39)	10	24
Dolphins	3	0:37	T.Hill 2 yd. pass from T.Tagovailoa (kick failed, wr) (13-77, 6:19)	10	30
Browns	4	13:09	N.Chubb 33 yd. run (C.York kick) (7-76, 2:28)	17	30
Dolphins	4	8:15	J.Sanders 33 yd. Field Goal (9-60, 4:54)	17	33
Dolphins	4	7:07	J.Wilson 20 yd. run (kick failed, wr) (1-20, 0:06)	17	39

GAME STATISTICS

RUSHING (Att-Yds-TD):

Cleveland: N. Chubb 11-63-1, J. Brissett 7-40, K. Hunt 6-9.
Miami: J. Wilson 17-119-1, R. Mostert 8-65-1, S. Ahmed 3-11, S. Thompson 3-0, D. Smythe 1-0, T. Tagovailoa 1-0.

PASSING (A-C-Y-TD-I):

Cleveland: J. Brissett 35-22-212-1-0.
Miami: T. Tagovailoa 32-25-385-3-0, S. Thompson 1-1-17-0-0.

RECEIVING (Rec-Yds-TD):

Cleveland: D. Peoples-Jones 5-99, A. Cooper 3-32, Dav. Bell 3-24, N. Chubb 3-18, H. Bryant 3-15, P. Brown 2-13, K. Hunt 1-10, A. Schwartz 1-3, D. Johnson 1-(2).
Miami: T. Hill 5-44-1, J. Waddle 4-66, T. Sherfield 4-63-1, A. Ingold 4-45-1, R. Mostert 4-22, M. Gesicki 2-31, J. Wilson 2-24, C. Wilson 1-7.

SACKS (Sk-Yds):

Cleveland: D. Jones 0.5-3, G. Newsome 0.5-3.
Miami: M. Ingram 1.0-9.5, C. Wilkins 1.0-9.5, B. Chubb 0.5-4.0, J. Phillips 0.5-4.0.

INTERCEPTIONS (Int-Yds):

Cleveland: None.
Miami: None.

FORCED FUMBLES:

Cleveland: None.
Miami: Z. Sieler 1.

FUMBLE RECOVERIES (No-Yds):

Cleveland: None.
Miami: X. Howard 1-0.

TEAM STATS

	CLE	MIA
TOTAL FIRST DOWNS	20	29
By Rushing	7	11
By Passing	10	17
By Penalty	3	1
THIRD DOWN EFFICIENCY	5-12-41.7%	6-11-54.5%
FOURTH DOWN EFFICIENCY	2-5-40.0%	1-2-50.0%
TOTAL NET YARDS	297	491
Total Offensive Plays	62	67
Average gain per offensive play	4.8	7.3
NET YARDS RUSHING	112	195
Total Rushing Plays	24	33
Average gain per rushing play	4.7	5.9
NET YARDS PASSING	185	296
Sacks-Yards	3-27	1-6
Gross yards passing	212	302
ATTEMPTS-COMPLETIONS-INTS	35-22-0	33-26-0
Avg. gain per pass play	4.9	8.7
PUNTS NUMBER AND AVG.	1-41.0	0-0.0
Net Punting Average	33.0	0.0
TOTAL RETURN YARDAGE	0	8
No. and Yards Punt Returns	0-0	1-8
No. and Yards Kickoff Returns	3-95	3-60
No. and Yards Int. Returns	0-0	0-0
PENALTIES Number and Yards	6-52	5-43
FUMBLES Number and Lost	1-1	1-0
RED ZONE EFFICIENCY	1-2-50%	3-5-60%
GOAL TO GO EFFICIENCY	1-1-100%	1-1-100%
TIME OF POSSESSION	26:46	33:14



2022 REGULAR SEASON GAME RECAPS

WEEK 12

NOV. 27, 2022 | MIAMI GARDENS, FLA.
HARD ROCK STADIUM
ATTENDANCE: 66,205 | TV: CBS

SCORING SUMMARY

	1	2	3	4	F
Houston	0	0	6	9	15
Miami	10	20	0	0	30

HOUSTON 15

MIAMI 30

SCORING DRIVES

TEAM	QTR	TIME	PLAY (EXTRA POINT) (DRIVE INFO)	HOU	MI
Dolphins	1	10:21	J.Sanders 45 yd. Field Goal	(9-39, 3:01)	0 3
Dolphins	1	2:57	D.Smythe 4 yd. pass from T.Tagovailoa (J.Sanders kick)	(8-59, 4:44)	0 10
Dolphins	2	12:22	J.Wilson 3 yd. run (J.Sanders kick)	(1-3, 0:05)	0 17
Dolphins	2	6:22	J.Sanders 23 yd. Field Goal	(10-72, 4:32)	0 20
Dolphins	2	4:59	X.Howard 16 yd. fumble return (J.Sanders kick)		0 27
Dolphins	2	0:00	J.Sanders 35 yd. Field Goal	(11-71, 1:52)	0 30
Texans	3	3:18	D.Ogunbowale 3 yd. run (run failed)	(6-64, 3:10)	6 30
Texans	4	12:46	J.Akins 25 yd. pass from K.Allen (pass failed)	(6-50, 2:25)	12 30
Texans	4	9:00	K.Fairbairn 28 yd. Field Goal	(8-57, 2:47)	15 30

Coming off their bye week, the Miami Dolphins showed no signs of rust as they picked up their fifth straight win with a dominant 30-15 victory over the Houston Texans.

The Dolphins' defense harassed quarterback Kyle Allen all game, holding him to a 67.8 passer rating. Five linebackers – Duke Riley, Elandon Roberts, Bradley Chubb, Jaelan Phillips and Jerome Baker – accounted for all of Miami's sacks.

After taking a 10-0 first quarter lead, the Dolphins pulled away thanks to a 20-point second quarter fueled by the explosive offense and two Houston turnovers.

First, linebacker Andrew Van Ginkel returned an interception 23 yards to the Houston 3. Running back Jeff Wilson Jr. scored a touchdown for the third consecutive game on the next play.

Later in the second, Chubb got to Allen and forced a fumble that Houston recovered. Then defensive backs Kader Kohou and Eric Rowe teamed up to jar the ball loose from tight end Jordan Akins on the next play. Cornerback Xavier Howard scooped it up for a 16-yard score, his fourth career touchdown.

The Texans did not score until the 3:22 mark in the third quarter.

Tagovailoa completed 22 of his 36 passes for 299 yards and a touchdown before he was replaced by Skylar Thompson late in the third quarter as Miami held a comfortable 24-point lead.

Tagovailoa utilized his entire receiving corps, throwing completions to nine different pass-catchers. Wide receiver River Cracraft was one of them, as he tallied a career-high 55 receiving yards.

Kicker Jason Sanders opened the scoring with a 45-yard field goal on Miami's first possession. He made all six of his attempts, including three field goals.

Jaylen Waddle's 22-yard reception on the opening drive gave him the most receiving yards in the first two years of a career in franchise history, surpassing Jarvis Landry's mark of 1,915 from 2014-15. Waddle's 85 receiving yards was tied for the team-high with Tyreek Hill on Sunday.

On the Dolphins' second possession of the game, they scored their first touchdown. Facing pressure from the Houston pass rush on second-and-goal, Tagovailoa scrambled to his left and unleashed a 4-yard touchdown pass to tight end Durham Smythe on the run. It completed an eight-play, 59-yard drive that gave Miami a 10-0 lead.

Miami led 30-0 at halftime, which marked the fourth consecutive game the Dolphins scored 30+ points. They had not done that since the 2009 season.

Running back Dare Ogunbowale scored Houston's first touchdown in the third quarter, as the Texans outscored Miami 15-0 in the second half, but it was not enough.

GAME STATISTICS

RUSHING (Att-Yds-TD):

Houston: D. Ogunbowale 4-14-1, K. Allen 4-12, D. Pierce 5-8, B. Cooks 1-2

Miami: J. Wilson 13-39-1, M. Gaskin 6-17, S. Thompson 6-5, T. Hill 1-5.

PASSING (A-C-Y-TD-I):

Houston: K. Allen 39-26-215-1-2.

Miami: T. Tagovailoa 36-22-299-1-0.

RECEIVING (Rec-Yds-TD):

Houston: N. Collins 6-44, J. Akins 5-61-1, B. Cooks 5-59, D. Pierce 3-8, T. Quitoriano 2-20, C. Moore 2-7, D. Ogunbowale 1-6, P. Dorsett 1-5, R. Burkhead.

Miami: T. Hill 6-85, J. Waddle 5-85, R. Cracraft 4-55, T. Sherfield 2-33, C. Wilson 2-26, J. Wilson 1-13, D. Smythe 1-4-1, M. Gaskin 1-4, A. Ingold 1-0.

SACKS (Sk-Yds):

Houston: M. Collins 2-13, C. Kirksey 1-8, J. Hansen 1-6, M. Addison 1-5.

Miami: D. Riley 1-13, B. Chubb 1-9, E. Roberts 1-8, J. Baker 1-7, J. Phillips 1-4.

INTERCEPTIONS (Int-Yds):

Houston: None.

Miami: A. Van Ginkel 1-23, V. McKinley 1-17.

FORCED FUMBLES:

Houston: None.

Miami: B. Chubb 1, E. Rowe 1, J. Baker 1.

FUMBLE RECOVERIES (No-Yds):

Houston: M. Stewart 1-0.

Miami: X. Howard 1-16t.

TEAM STATS

	HOU	MI
TOTAL FIRST DOWNS	14	25
By Rushing	3	4
By Passing	9	18
By Penalty	2	3
THIRD DOWN EFFICIENCY	2-13-15.4%	4-15-26.7%
FOURTH DOWN EFFICIENCY	1-1-100.0%	1-1-100.0%
TOTAL NET YARDS	210	339
Total Offensive Plays	58	72
Average gain per offensive play	3.6	4.7
NET YARDS RUSHING	36	66
Total Rushing Plays	14	26
Average gain per rushing play	2.6	2.5
NET YARDS PASSING	174	273
Sacks-Yards	5-41	5-32
Gross yards passing	215	305
ATTEMPTS-COMPLETIONS-INTS	39-26-2	41-23-0
Avg. gain per pass play	4.0	5.9
PUNTS NUMBER AND AVG.	7-50.0	6-49.3
Net Punting Average	46.9	32.5
TOTAL RETURN YARDAGE	81	62
No. and Yards Punt Returns	5-81	3-22
No. and Yards Kickoff Returns	2-33	0-0
No. and Yards Int. Returns	0-0	2-40
PENALTIES Number and Yards	5-45	4-35
FUMBLES Number and Lost	3-1	1-1
RED ZONE EFFICIENCY	1-2-50%	2-5-40%
GOAL TO GO EFFICIENCY	1-1-100%	2-3-67%
TIME OF POSSESSION	27:33	32:27



2022 REGULAR SEASON GAME RECAPS

WEEK 13

DEC. 4, 2022 | SANTA CLARA, CA.
LEVI'S STADIUM
ATTENDANCE: 71,732 | TV: CBS

MIAMI 17

SAN FRANCISCO 33

SCORING SUMMARY

	1	2	3	4	F
Miami	7	3	0	7	17
San Francisco	10	7	6	10	33

SCORING DRIVES

TEAM	QTR	TIME	PLAY (EXTRA POINT)	(DRIVE INFO)	MIA	SF
Dolphins	1	14:50	T.Sherfield 75 yd. pass from T.Tagovailoa (J.Sanders kick)	(1-75, 0:10)	7	0
49ers	1	10:37	R.Gould 47 yd. Field Goal	(9-54, 4:13)	7	3
49ers	1	4:52	K.Juszcyk 3 yd. pass from B.Purdy (R.Gould kick)	(9-54, 4:38)	7	10
Dolphins	2	10:14	J.Sanders 43 yd. Field Goal	(12-65, 5:37)	10	10
49ers	2	0:04	C.McCaffrey 3 yd. pass from B.Purdy (R.Gould kick)	(11-76, 2:44)	10	17
49ers	3	2:52	R.Gould 43 yd. Field Goal	(12-39, 7:09)	10	20
49ers	3	1:14	R.Gould 36 yd. Field Goal	(4-7, 1:31)	10	23
Dolphins	4	14:28	T.Hill 45 yd. pass from T.Tagovailoa (J.Sanders kick)	(4-75, 1:46)	17	23
49ers	4	2:03	R.Gould 48 yd. Field Goal	(10-34, 3:57)	17	26
49ers	4	1:53	D. Greenlaw 23 yd. fumble return (R. Gould kick)		17	33

The Miami Dolphins five-game win streak ended with a 33-17 loss to the San Francisco 49ers. Quarterback Tua Tagovailoa threw for 295 yards and two touchdowns but the Dolphins could not complete a fourth quarter comeback as Miami came up short in a battle between two teams riding long win streaks.

The Dolphins needed just 10 seconds and one play to put points on the board as Tagovailoa found former San Francisco wide receiver Trent Sherfield for a 75-yard touchdown pass on the opening play from scrimmage. But in a matchup between two of the league's best units, a dominant 49ers defense against a dynamic Dolphins offense, it was San Francisco that controlled the contest the rest of the way.

After the first-play fireworks, a 47-yard field goal from Robbie Gould and a three-yard touchdown pass from quarterback Brock Purdy to fullback Kyle Juszczyk gave the 49ers a 10-7 lead with 4:52 left in the first quarter.

Jason Sanders tied the game with a 43-yard field goal of his own, but Purdy, who replaced starting quarterback Jimmy Garoppolo early in the first quarter, found running back Christian McCaffrey for a three-yard score with four seconds remaining on the clock to take a 17-10 lead into halftime.

Down seven heading into the third quarter, the Dolphins faced an uphill battle against a San Francisco defense that had given up zero second-half points in its last four games. That trend continued for the next 15 minutes of action as Miami failed to score and Gould knocked through two more field goals to give the hosts a 23-10 advantage.

Tagovailoa found wide receiver Tyreek Hill for a 19-yard gain on the first play of the fourth quarter and a 45-yard touchdown pass down the middle of the field on the next, to cut the Dolphins' deficit to six, 23-17, with 14:28 to play in the game.

The 49ers' next possession stalled, giving Tagovailoa and the offense an opportunity to take the lead. Facing a fourth-and-one decision at his own 19-yard-line, Tagovailoa found Hill for a gutsy nine-yard completion to keep the drive alive. Miami moved the ball down to the 49ers' 36-yard line but this time, Tagovailoa's fourth-down attempt to tight end Mike Gesicki fell incomplete.

Gould then nailed a 48-yard field goal, his fourth of the game, to push San Francisco's lead back to two scores. San Francisco linebacker Dre Greenlaw returned a fumble 23 yards for a touchdown on the following possession, all but ending Miami's comeback hopes.

Hill finished with nine receptions for 146 yards and a touchdown in his sixth 100-yard outing of the season. Defensively, cornerback Xavier Howard recorded his 28th career interception and defensive tackle Christian Wilkins tallied a career-high 12 tackles.

Purdy threw for 210 yards, two touchdowns, and an interception while McCaffrey led the 49ers in rushing and receiving, accounting for 146 total yards and one touchdown.

GAME STATISTICS

RUSHING (Att-Yds-TD):

Miami: R. Mostert 7-30, J. Wilson 1-3.
San Francisco: C. McCaffrey 17-66, J. Mason 8-51, D. Samuel 4-5, K. Juszczyk 1-0, B. Purdy 4(-1).

PASSING (A-C-Y-TD-I):

Miami: T. Tagovailoa 33-18-295-2-2, S. Thompson 1-0-0-0-1.
San Francisco: B. Purdy 37-25-210-2-1, J. Garoppolo 4-2-56-0-0.

RECEIVING (Rec-Yds-TD):

Miami: T. Hill 9-146-1, A. Ingold 3-15, R. Cracraft 2-29, D. Smythe 2-21, T. Sherfield 1-75-1, J. Waddle 1-9.
San Francisco: C. McCaffrey 8-80-1, D. Samuel 6-58, B. Aiyuk 5-46, K. Juszczyk 3-12-1, J. Jennings 2-34, G. Kittle 2-22, T. Kraft 1-14.

SACKS (Sk-Yds):

Miami: M. Ingram 1.0-11, B. Chubb 1.0-8, J. Baker 0.5-5, J. Phillips 0.5-5, Z. Sieler 0.5-3.5, A. Van Ginkel 0.5-3.5.
San Francisco: N. Bosa 3.0-20.

INTERCEPTIONS (Int-Yds):

Miami: X. Howard 1-0.
San Francisco: F. Warner 1-20, D. Lenoir, 1-8, J. Ward 1-0.

FORCED FUMBLES:

Miami: C. Wilkins 1.
San Francisco: N. Bosa 1.

FUMBLE RECOVERIES (No-Yds):

Miami: None.
San Francisco: D. Greenlaw 1-23-1.

TEAM STATS

	MIA	SF
TOTAL FIRST DOWNS	14	24
By Rushing	2	6
By Passing	11	15
By Penalty	1	3
THIRD DOWN EFFICIENCY	0-7-0.0%	8-19-42.1%
FOURTH DOWN EFFICIENCY	1-2-50.0%	1-2-50.0%
TOTAL NET YARDS	308	351
Total Offensive Plays	45	79
Average gain per offensive play	6.8	4.4
NET YARDS RUSHING	33	121
Total Rushing Plays	8	34
Average gain per rushing play	4.1	3.6
NET YARDS PASSING	275	230
Sacks-Yards	3-20	4-36
Gross yards passing	295	266
ATTEMPTS-COMPLETIONS-INTS	34-18-3	41-27-1
Avg. gain per pass play	7.4	5.1
PUNTS NUMBER AND AVG.	4-51.5	4-44.5
Net Punting Average	43.0	39.3
TOTAL RETURN YARDAGE	21	62
No. and Yards Punt Returns	2-21	2-34
No. and Yards Kickoff Returns	2-34	2-50
No. and Yards Int. Returns	1-0	3-28
PENALTIES Number and Yards	8-68	4-45
FUMBLES Number and Lost	1-1	1-0
RED ZONE EFFICIENCY	0-1-0%	2-5-40%
GOAL TO GO EFFICIENCY	0-0-0%	2-2-100%
TIME OF POSSESSION	19:26	40:34



2022 REGULAR SEASON GAME RECAPS

WEEK 14

DEC. 11, 2022 | INGLEWOOD, CALIF.
SOFI STADIUM
ATTENDANCE: 70,240 | TV: NBC

SCORING SUMMARY

	1	2	3	4	F
Miami	0	7	7	3	17
L.A. Chargers	0	17	3	3	23

MIAMI 17

L.A. CHARGERS 23

SCORING DRIVES

TEAM	QTR	TIME	PLAY (EXTRA POINT) (DRIVE INFO)	MIA	LAC
Chargers	2	14:14	C.Dicker 33 yd. Field Goal (8-42, 3:22)	0	3
Chargers	2	9:49	M.Williams 10 yd. pass from J.Herbert (C.Dicker kick) (5-43, 2:52)	0	10
Dolphins	2	8:45	T.Hill 57 yd. fumble recovery (J.Sanders kick) (3-75, 1:04)	7	10
Chargers	2	0:18	A.Ekeler 1 yd. run (C.Dicker kick) (13-90, 3:45)	7	17
Dolphins	3	6:23	T.Hill 60 yd. pass from T.Tagovailoa (J.Sanders kick) (5-76, 2:42)	14	17
Chargers	3	4:18	C.Dicker 31 yd. Field Goal (6-62, 2:05)	14	20
Chargers	4	2:40	C.Dicker 28 yd. Field Goal (17-79, 8:39)	14	23
Dolphins	4	1:10	J.Sanders 55 yd. Field Goal (7-38, 1:30)	17	23

The Miami Dolphins dropped their second straight game with a loss against the Los Angeles Chargers, 23-17, at SoFi Stadium.
Kicker Jason Sanders nailed a clutch 55-yard field goal with 1:10 remaining to make it a one possession game, but Los Angeles recovered the onside kick on the next play to seal the win.

The Dolphins made several key defensive stops throughout the game, as they recorded four sacks and allowed just six points in the second half.
While Miami was able to limit the damage, Los Angeles quarterback Justin Herbert still had a big night. The Oregon product passed for 367 yards and one touchdown as the Chargers outgained the Dolphins 432-219. Los Angeles also dominated time of possession, controlling the ball for 19:16 more than the Dolphins.

Miami's offense struggled against the Chargers defense, which generated constant pressure. Quarterback Tua Tagovailoa completed 10 of his 28 passes for 145 yards and one touchdown, a 60-yard deep ball to receiver Tyreek Hill.

Hill led the offensive charge on Sunday with 81 receiving yards on four receptions, including a receiving touchdown. His first catch, a 13-yard reception over the middle of the field, broke the single season franchise record for receiving yards set by Mark Clayton in 1984 (1,389 yards).

Miami's offense started slow, but its defense stepped up with several big plays to prevent Los Angeles from pulling away.

When the Chargers threatened on their first possession, cornerback Kader Kohou forced a turnover on downs in the red zone by tackling receiver DeAndre Carter on the left sideline.

Defensive tackle Christian Wilkins sabotaged Los Angeles' next drive by sacking Herbert for a six-yard loss. The Chargers settled for a 33-yard field goal. Wilkins, one week removed from recording a career-high 12 tackles, constantly disrupted the line of scrimmage in the first quarter with four tackles, including two tackles for loss and his sack.

The Chargers finally found the end zone in the second quarter to go up 10-0, but Miami responded thanks to a bizarre play. After Los Angeles forced a fumble on second down, left tackle Terron Armstead dove on the ball and scooted it into the hands of Hill, who immediately took off for a 57-yard touchdown.

However, running back Austin Ekeler rushed for a one-yard touchdown just before halftime to give Los Angeles a 17-7 lead at the break.
Miami narrowed the deficit to three in the third quarter with a five-play, 75-yard touchdown drive in 2:42. Once again, Hill scored on a 60-yard run-and-catch after beating his man in single coverage down the right sideline.

While the Chargers only scored six points in the second half, Cameron Dicker's field goals of 31 and 28 yards were enough to hold off Miami.

GAME STATISTICS

RUSHING (Att-Yds-TD):

Miami: R. Mostert 11-37, T. Tagovailoa 3-28, J. Wilson 4-26, S. Ahmed 1-1.
L.A. Chargers: A. Ekeler 15-45-1, J. Kelley 4-29, J. Herbert 4-8.

PASSING (A-C-Y-TD-INT):

Miami: T. Tagovailoa 28-10-145-1-0.
L.A. Chargers: J. Herbert 51-39-367-1-0.

RECEIVING (Rec-Yds-TD):

Miami: T. Hill 4-81-1, J. Waddle 2-31, C. Wilson 2-19, T. Sherfield 1-7, R. Mostert 1-7.
L.A. Chargers: K. Allen 12-92, A. Ekeler 8-59, M. Williams 6-116-1, G. Everett 5-28, J. Palmer 4-53, S. Smartt 1-8, J. Kelley 1-6, T. McKitty 1-5.

SACKS (Sk-Yds):

Miami: J. Phillips 1.0-6, C. Wilkins 1.0-6, E. Rowe 1.0-4, J. Baker 1.0-1.
L.A. Chargers: M. Fox 1.0-12, K. Van Noy 1.0-6.

INTERCEPTIONS (Int-Yds):

Miami: None.
L.A. Chargers: None.

FORCED FUMBLES:

Miami: None.
L.A. Chargers: A. Gilman 1.

FUMBLE RECOVERIES (No-Yds):

Miami: T. Hill 1-57-1.
L.A. Chargers: None.

TEAM STATS	MIA	LAC
TOTAL FIRST DOWNS	14	24
By Rushing	6	6
By Passing	6	16
By Penalty	2	2
THIRD DOWN EFFICIENCY	3-11-27.3%	9-18-50.0%
FOURTH DOWN EFFICIENCY	0-0-0.0%	1-2-50.0%
TOTAL NET YARDS	219	432
Total Offensive Plays	49	78
Average gain per offensive play	4.5	5.5
NET YARDS RUSHING	92	82
Total Rushing Plays	19	23
Average gain per rushing play	4.8	3.6
NET YARDS PASSING	127	350
Sacks-Yards	2-18	4-17
Gross yards passing	145	367
ATTEMPTS-COMPLETIONS-INTS	28-10-0	51-39-0
Avg. gain per pass play	4.2	6.4
PUNTS NUMBER AND AVG.	7-46.7	4-44.0
Net Punting Average	43.4	44.0
TOTAL RETURN YARDAGE	0	23
No. and Yards Punt Returns	0-0	2-23
No. and Yards Kickoff Returns	0-0	0-0
No. and Yards Int. Returns	0-0	0-0
PENALTIES Number and Yards	6-50	6-40
FUMBLES Number and Lost	1-0	1-0
RED ZONE EFFICIENCY	0-0-0%	2-6-33%
GOAL TO GO EFFICIENCY	0-0-0%	1-3-33%
TIME OF POSSESSION	20:22	39:38



2022 REGULAR SEASON GAME RECAPS

WEEK 15

DEC. 17, 2022 | ORCHARD PARK, N.Y.
HIGHMARK STADIUM
ATTENDANCE: 70,794 | TV: NFL NETWORK

MIAMI 29

BUFFALO 32

SCORING SUMMARY

	1	2	3	4	F
Miami	3	10	13	3	29
Buffalo	7	14	0	11	32

SCORING DRIVES

TEAM	QTR	TIME	PLAY (EXTRA POINT) (DRIVE INFO)	MIA	BUF
Dolphins	1	2:59	J.Sanders 39 yd. Field Goal (14-52, 7:45)	3	0
Bills	1	1:05	Q.Morris 14 yd. pass from J.Allen (T.Bass kick) (4-75, 1:54)	3	7
Dolphins	2	14:47	J.Sanders 21 yd. Field Goal (5-72, 1:18)	6	7
Bills	2	8:18	N.Hines 10 yd. pass from J.Allen (T.Bass kick) (12-75, 6:29)	6	14
Dolphins	2	2:59	S.Ahmed 11 yd. run (J.Sanders kick) (10-75, 5:19)	13	14
Bills	2	0:00	J.Cook 4 yd. pass from J.Allen (T.Bass kick) (12-82, 2:59)	13	21
Dolphins	3	12:48	J.Waddle 67 yd. pass from T.Tagovailoa (pass failed) (3-73, 0:51)	19	21
Dolphins	3	2:30	T.Hill 20 yd. pass from T.Tagovailoa (J.Sanders kick) (6-50, 2:59)	26	21
Dolphins	4	11:56	J.Sanders 47 yd. Field Goal (5-18, 2:43)	29	21
Bills	4	9:02	D.Knox 5 yd. pass from J.Allen (J.Allen run) (7-75, 2:54)	29	29
Bills	4	0:00	T.Bass 25 yd. Field Goal (15-86, 5:56)	29	32

The Miami Dolphins erased an eight-point deficit in the second half and led early in the fourth quarter but ultimately came up short, falling 32-29 to the Buffalo Bills.

Miami held a 29-21 lead with 11:56 remaining but couldn't hold on as Bills kicker Tyler Bass nailed a 25-yard field goal as time expired to win the game.

Quarterback Tua Tagovailoa threw for 234 yards, two touchdowns and no interceptions. Running back Raheem Mostert finished with a season-high 136 yards rushing, 101 of which came in the first quarter.

Miami struck first, embarking on a methodical 14-play, 57-yard scoring drive that took 7:45 off the clock. Pass completions of 20 yards to Mostert and 15 yards to wide receiver Jaylen Waddle set up a 39-yard Jason Sanders field goal to give Miami a 3-0 lead with 2:59 to play in the first quarter.

Buffalo punched back, driving 75 yards in just four plays as quarterback Josh Allen found tight end Quintin Morris for a 14-yard touchdown.

Down 7-3, Mostert bulldozed his way down the right sideline for a 67-yard gain. The Dolphins settled for three points again and Sanders nailed his second field goal of the night, a 21-yarder, to cut the deficit to 7-6.

Buffalo extended its lead to 13-6 on a 10-yard touchdown pass from Allen to running back Nyheim Hines.

Needing a touchdown, Miami faced three crucial third downs on the following drive. First, Tagovailoa connected with Waddle on a 32-yard completion down the sideline. He then found wide receiver Tyreek Hill for back-to-back drive-extending conversions that eventually set up a first-and-10 from the Buffalo 11-yard line. Running back Salvon Ahmed found the end zone for his first touchdown of the season to bring Miami within one, 14-13.

But 12 plays and 82 yards later, Allen found running back James Cook for a four-yard score on the final play of the half to take a 21-13 lead.

Miami put together a dominant third quarter performance, forcing four consecutive punts and outscoring the Bills 13-0. After an opening-drive three-and-out for Allen, Tagovailoa found Waddle deep down the middle of the field for a 67-yard touchdown pass to bring the Dolphins within two, 21-19, where it would stay after a failed two-point conversion.

Tagovailoa then found Hill for a 20-yard score to give Miami a 26-21 lead with 2:30 left to play in the third quarter.

The defense got its fifth straight stop early in the fourth quarter when second-year linebacker Jaelan Phillips stripped Allen and defensive tackle Christian Wilkins recovered, giving the offense short field position. Sanders then hit a 47-yard field goal with 11:56 to play to extend Miami's lead to 29-21.

Allen found tight end Dawson Knox for a five-yard touchdown pass. Allen converted the two-point conversion, to tie the game at 29 with 9:02 remaining. The Bills got the ball back with just under six minutes left and mounted a 15-play drive that culminated in Bass' winning field goal.

GAME STATISTICS

RUSHING (Att-Yds-TD):

Miami: R. Mostert 7-136, S. Ahmed 6-43-1, T. Tagovailoa 1-7, A. Ingold 1-2.
Buffalo: J. Allen 10-77, D. Singletary 13-42, J. Cook 5-34, S. Diggs 1-(-3).

PASSING (A-C-Y-TD-I):

Miami: T. Tagovailoa 30-17-234-2-0.
Buffalo: J. Allen 40-25-304-4-0.

RECEIVING (Rec-Yds-TD):

Miami: T. Hill 9-69-1, J. Waddle 3-114-1, C. Wilson 1-21, R. Mostert 1-20, A. Ingold 1-7, M. Gesicki 1-5, D. Smythe 1-(-2).
Buffalo: D. Knox 6-98-1, S. Diggs 5-60, G. Davis 4-56, D. Singletary 3-28, I. McKenzie 2-24, J. Cook 2-5-1, Q. Morris 1-14-1, N. Hines 1-10-1, C. Beasley 1-9.

SACKS (Sk-Yds):

Miami: Z. Sieler 1.0-8, J. Phillips 1.0-0.
Buffalo: S. Lawson 1.0-10, D. Jones 0.5-3.5, M. Milano 0.5-3.5.

INTERCEPTIONS (Int-Yds):

Miami: None.
Buffalo: None.

FORCED FUMBLES:

Miami: J. Phillips 1.
Buffalo: None.

FUMBLE RECOVERIES (No-Yds):

Miami: C. Wilkins 1-2.
Buffalo: None.

TEAM STATS

	MIA	BUF
TOTAL FIRST DOWNS	20	29
By Rushing	8	9
By Passing	9	16
By Penalty	3	4
THIRD DOWN EFFICIENCY	5-14-35.7%	8-14-57.1%
FOURTH DOWN EFFICIENCY	1-1-100.0%	0-0-0.0%
TOTAL NET YARDS	405	446
Total Offensive Plays	57	71
Average gain per offensive play	7.1	6.3
NET YARDS RUSHING	188	150
Total Rushing Plays	25	29
Average gain per rushing play	7.5	5.2
NET YARDS PASSING	217	296
Sacks-Yards	2-17	2-8
Gross yards passing	234	304
ATTEMPTS-COMPLETIONS-INTS	30-17-0	40-25-0
Avg. gain per pass play	6.8	7.0
PUNTS NUMBER AND AVG.	4-41.8	5-43.0
Net Punting Average	41.8	43.0
TOTAL RETURN YARDAGE	0	0
No. and Yards Punt Returns	0-0	1-0
No. and Yards Kickoff Returns	1-28	3-76
No. and Yards Int. Returns	0-0	0-0
PENALTIES Number and Yards	8-51	7-51
FUMBLES Number and Lost	1-0	2-1
RED ZONE EFFICIENCY	1-3-33%	4-5-80%
GOAL TO GO EFFICIENCY	0-1-0%	3-3-100%
TIME OF POSSESSION	30:07	29:53



2022 REGULAR SEASON GAME RECAPS

WEEK 16

DEC. 25, 2022 | MIAMI GARDENS, FLA.
HARD ROCK STADIUM
ATTENDANCE: 66,328 | TV: FOX

GREEN BAY 26

MIAMI 20

SCORING SUMMARY

	1	2	3	4	F
Green Bay	10	3	7	6	26
Miami	10	10	0	0	20

SCORING DRIVES

TEAM	QTR	TIME	PLAY (EXTRA POINT) (DRIVE INFO)	GB	MIA
Dolphins	1	11:10	J.Sanders 46 yd. Field Goal (8-52, 3:50)	0	3
Packers	1	9:26	M.Crosby 36 yd. Field Goal (4--9, 1:44)	3	3
Dolphins	1	9:08	J.Waddle 84 yd. pass from T.Tagovailoa (J.Sanders kick) (1-84, 0:18)	3	10
Packers	1	4:10	M.Lewis 1 yd. pass from A.Rodgers (M.Crosby kick) (10-54, 4:58)	10	10
Dolphins	2	10:52	J.Wilson 1 yd. run (J.Sanders kick) (3-62, 2:33)	10	17
Dolphins	2	4:18	J.Sanders 34 yd. Field Goal (7-4, 4:59)	10	20
Packers	2	0:02	M.Crosby 46 yd. Field Goal (8-21, 1:53)	13	20
Packers	3	7:53	A.Dillon 1 yd. run (M.Crosby kick) (11-78, 7:07)	20	20
Packers	4	11:45	M.Crosby 28 yd. Field Goal (6-4, 2:14)	23	20
Packers	4	2:02	M.Crosby 26 yd. Field Goal (9-56, 4:00)	26	20

The Miami Dolphins scored on four of their first five drives and jumped out to a 20-13 halftime lead but could not hold off a second-half comeback from the Green Bay Packers, falling 26-20.

Miami quarterback Tua Tagovailoa erupted for 229 passing yards and a touchdown in the first half alone. A 34-yard field goal from Jason Sanders put Miami up 20-10 with 4:18 in the second quarter, but Green Bay gradually took control of the game and outscored the Dolphins 16-0 the rest of the way.

Jaylen Waddle finished with five catches for a game-high 143 yards. Fellow wideout Tyreek Hill joined Waddle in triple digits with four receptions for 103 yards.

Miami received the opening kickoff and logged three consecutive plays of at least 14 yards to set up a 46-yard Sanders field goal for a 3-0 lead. But Green Bay cornerback Keisean Nixon returned the ensuing kickoff 93 yards to the Miami nine-yard line. The Dolphins' defense forced the Packers to settle for a field goal, in large part to a 13-yard loss on an Elandon Roberts sack of Green Bay quarterback Aaron Rodgers.

Tagovailoa responded instantly, finding Waddle for an 84-yard touchdown pass on the first play of the ensuing drive. The completion marked the fourth-longest touchdown completion in team history and put Miami back in front, 10-3.

The Packers tied the game at 10-10 when Rodgers fired to his tight end, Marcedes Lewis, on fourth-and-goal to tie the game 10-10.

Early in the second quarter, the Dolphins' defense got the stop in another fourth-and-one scenario at their own 37-yard line. Tagovailoa then hit Hill for a 52-yard gain and running back Jeff Wilson Jr. finished off the drive with a one-yard rushing score to put the Dolphins up 17-10.

Green Bay continued its aggressive play-calling, hoping to catch Miami off-guard on a fake punt from their own 20-yard line. The Dolphins weren't fooled and stopped safety Dallin Leavitt short of the line to gain. Jason Sanders extended Miami's lead to double digits on a 34-yard field goal, but the Packers cut the deficit to seven on a Mason Crosby field goal with two seconds remaining in the half.

On Green Bay's opening possession of the second half, Rodgers converted a drive-extending quarterback sneak on fourth-and-one from his own 31-yard line. Several plays later, running back AJ Dillon capped the 11-play, 7:07 scoring drive with a one-yard rushing touchdown and kicker Mason Crosby's extra point tied the game at 20 with 7:53 to play in the third quarter. Crosby, who made all four of his field goal attempts, connected from 28 yards with 11:45 to play and from 26 yards away with 2:02 remaining to give Green Bay the 26-20 victory.

Miami's final five drives of the game resulted in a fumble, missed field goal, and three consecutive interceptions. Miami's defense held the Packers to a 2-of-14 mark on third down but were outpaced 4-1 in turnovers. Rookie cornerback Kader Kohou registered the lone takeaway for the Dolphins, intercepting Rodgers in the end zone early in the fourth quarter.

GAME STATISTICS

RUSHING (Att-Yds-TD):

Green Bay: A. Dillon 11-36-1, A. Jones 6-25, A. Rodgers 7-18, D. Leavitt 1-0.
Miami: R. Mostert 8-45, J. Wilson 9-37-1, T. Tagovailoa 1-0.

PASSING (A-C-Y-TD-I):

Green Bay: A. Rodgers 38-24-238-1-1.
Miami: T. Tagovailoa 25-16-310-1-3.

RECEIVING (Rec-Yds-TD):

Green Bay: C. Watson 6-49, A. Lazard 5-61, R. Doubs 3-36, M. Lewis 2-32-1, A. Dillon 2-12, A. Jones 2-9, P. Taylor 1-17, R. Tonyan 1-13, R. Cobb 1-5, J. Deguara 1-4.
Miami: J. Waddle 5-143-1, T. Hill 4-103, T. Sherfield 2-25, R. Mostert 2-4, M. Gesicki 1-24, D. Smythe 1-8, J. Wilson 1-3.

SACKS (Sk-Yds):

Green Bay: P. Smith 1-10, J. Reed 1-6.
Miami: E. Roberts 1-13, E. Rowe 1-3.

INTERCEPTIONS (Int-Yds):

Green Bay: J. Alexander 1-23, D. Campbell 1-14, R. Douglas 1-5.
Miami: K. Kohou 1-0.

FORCED FUMBLES:

Green Bay: J. Reed 1, P. Smith 1.
Miami: None.

FUMBLE RECOVERIES (No-Yds):

Green Bay: J. Reed 1-0.
Miami: None.

TEAM STATS

	GB	MIA
TOTAL FIRST DOWNS	17	15
By Rushing	4	5
By Passing	11	10
By Penalty	2	0
THIRD DOWN EFFICIENCY	2-14-14.3%	2-7-28.6%
FOURTH DOWN EFFICIENCY	3-5-60.0%	1-1-100.0%
TOTAL NET YARDS	301	376
Total Offensive Plays	65	45
Average gain per offensive play	4.6	8.4
NET YARDS RUSHING	79	82
Total Rushing Plays	25	18
Average gain per rushing play	3.2	4.6
NET YARDS PASSING	222	294
Sacks-Yards	2-16	2-16
Gross yards passing	238	310
ATTEMPTS-COMPLETIONS-INTS	38-24-1	25-16-3
Avg. gain per pass play	5.6	10.9
PUNTS NUMBER AND AVG.	1-46.0	1-46.0
Net Punting Average	46.0	44.0
TOTAL RETURN YARDAGE	44	0
No. and Yards Punt Returns	1-2	0-0
No. and Yards Kickoff Returns	5-152	7-122
No. and Yards Int. Returns	3-42	1-0
PENALTIES Number and Yards	5-40	8-62
FUMBLES Number and Lost	1-0	3-1
RED ZONE EFFICIENCY	2-5-40%	1-2-50%
GOAL TO GO EFFICIENCY	2-4-50%	1-2-50%
TIME OF POSSESSION	32:00	28:00



2022 REGULAR SEASON GAME RECAPS

WEEK 17

JAN. 1, 2023 | FOXBORO, MASS.
GILLETTE STADIUM
ATTENDANCE: 65,878 | TV: CBS

MIAMI 21

NEW ENGLAND 23

SCORING SUMMARY

	1	2	3	4	F
Miami	0	7	7	7	21
New England	7	0	9	7	23

The Miami Dolphins held a 14-7 lead in the third quarter but could not hold on, falling 23-21 to the New England Patriots.

Miami, looking for its fifth straight win over New England, registered 21 first downs, seven more than the Patriots, and 333 net yards to the Patriots' 249, but could not come up with the victory.

New England struck first as quarterback Mac Jones found rookie wide receiver Tyquan Thornton for a seven-yard touchdown pass and a 7-0 lead.

The advantage was short-lived as Miami responded with a scoring drive of its own, marching 75 yards in 13 plays over 7:20 of action.

Key conversions from running back Jeff Wilson Jr. on fourth-and-one from Miami's own 34-yard line and later on third-and-six kept the drive alive. Completions of 19 yards to wide receiver Tyreek Hill and 14 yards to tight end Mike Gesicki put the Dolphins at the New England five-yard line.

On the first play of the second quarter, quarterback Teddy Bridgewater, filling in for injured starter Tua Tagovailoa, found Hill behind the line of scrimmage and the speedy receiver did the rest, tipping into the endzone to level the game at 7-7.

After New England's 10-play, 81-yard opening drive, the Miami defense gave up just 50 net yards of offense the rest of the half and went into the locker room tied at seven.

The strong defensive display continued into the second half as the Dolphins' defense forced two consecutive three-and-outs to begin the third quarter.

Starting with great field position from the New England 41-yard line, Bridgewater began Miami's second drive of the half with a 23-yard completion to wide receiver Jaylen Waddle. Four plays later, on second-and-goal from the two-yard line, Bridgewater stepped up in the pocket and flipped the ball to running back Raheem Mostert to give Miami a 14-7 lead with 9:17 left in the third quarter.

But despite the momentum seemingly turning in the Dolphins' direction, New England scored 16 straight points to take control of the game.

Patriots kicker Nick Folk nailed a 49-yard field goal to cut the lead to 14-10, and safety Kyle Dugger came up with a 39-yard pick-six to give New England the lead with just under three minutes to play in the third quarter. Folk missed the ensuing extra point, keeping the advantage to just two, 16-14.

The Patriots scored again with 4:37 to play in the game on a one-yard pass from Jones to wide receiver Jakobi Meyers to go up 23-14.

Rookie quarterback Skylar Thompson replaced Bridgewater, who sustained a finger injury late in the third quarter, and put Miami back within one score on a four-yard touchdown pass to Gesicki with 1:04 remaining but the Dolphins failed to recover the following outside kick.

Thompson finished with 104 passing yards while Bridgewater had 161 yards through the air. Mostert tallied a team-high eight receptions for 62 yards while Hill and Waddle recorded 55 and 52 receiving yards, respectively.

Jones, who was sacked three times, had 203 passing yards while Thornton finished with 60 receiving yards to lead New England.

SCORING DRIVES

TEAM	QTR	TIME	PLAY (EXTRA POINT) (DRIVE INFO)	MIA	NE
Patriots	1	7:15	T.Thornton 7 yd. pass from M.Jones (N.Folk kick) (10-81, 4:18)	0	7
Dolphins	2	14:55	T.Hill 2 yd. run (J.Sanders kick) (13-75, 7:20)	7	7
Dolphins	3	9:17	R.Mostert 2 yd. pass from T.Bridgewater (J.Sanders kick) (5-41, 2:45)	14	7
Patriots	3	4:03	N.Folk 49 yd. Field Goal (9-51, 5:14)	14	10
Patriots	3	2:51	K.Dugger 39 yd. interception return (kick failed, hru)	14	16
Patriots	4	4:37	J.Meyers 1 yd. pass from M.Jones (N.Folk kick) (11-89, 5:06)	14	23
Dolphins	4	1:04	M.Gesicki 4 yd. pass from S.Thompson (J.Sanders kick) (9-61, 1:28)	21	23

GAME STATISTICS

RUSHING (Att-Yds-TD):

Miami: J. Wilson 15-45, R. Mostert 9-29, T. Bridgewater 1-6, S. Thompson 1-4, T. Hill 1-2-1.
New England: R. Stevenson 8-42, D. Harris 9-32, K. Bourne 1-2, M. Jones 3-1.

PASSING (A-C-Y-TD-Int):

Miami: S. Thompson 21-12-104-1-1, T. Bridgewater 19-12-161-1-1.
New England: M. Jones 33-20-203-2-0.

RECEIVING (Rec-Yds-TD):

Miami: R. Mostert 8-62-1, T. Hill 4-55, J. Waddle 3-52, J. Wilson 3-31, T. Sherfield 2-30, M. Gesicki 2-18-1, D. Smythe 1-9, S. Ahmed 1-8.
New England: J. Meyers 6-48-1, H. Henry 5-52, T. Thornton 3-60-1, D. Harris 3-18, R. Stevenson 2-9, K. Bourne 1-16.

SACKS (Sk-Yds):

Miami: E. Roberts 1.0-12, Z. Sieler 1.0-10, C. Wilkins 1.0-9.
New England: Ca. Davis 1.0-12, C. Barnore 1.0-6.

INTERCEPTIONS (Int-Yds):

Miami: None.
New England: K. Dugger 1-39, J. Jones 1-2.

FORCED FUMBLES:

Miami: None.
New England: None.

FUMBLE RECOVERIES (No-Yds):

Miami: None.
New England: None.

TEAM STATS

	MIA	NE
TOTAL FIRST DOWNS	21	14
By Rushing	4	2
By Passing	15	9
By Penalty	2	3
THIRD DOWN EFFICIENCY	4-14-28.6%	5-13-38.5%
FOURTH DOWN EFFICIENCY	2-3-66.7%	0-1-0.0%
TOTAL NET YARDS	333	249
Total Offensive Plays	69	57
Average gain per offensive play	4.8	4.4
NET YARDS RUSHING	86	77
Total Rushing Plays	27	21
Average gain per rushing play	3.2	3.7
NET YARDS PASSING	247	172
Sacks-Yards	2-18	3-31
Gross yards passing	265	203
ATTEMPTS-COMPLETIONS-INTS	40-24-2	33-20-0
Avg. gain per pass play	5.9	4.8
PUNTS NUMBER AND AVG.	4-47.3	5-42.4
Net Punting Average	44.8	31.8
TOTAL RETURN YARDAGE	13	51
No. and Yards Punt Returns	3-13	2-10
No. and Yards Kickoff Returns	3-79	1-21
No. and Yards Int. Returns	0-0	2-41
PENALTIES Number and Yards	9-71	6-39
FUMBLES Number and Lost	0-0	0-0
RED ZONE EFFICIENCY	3-3-100%	2-2-100%
GOAL TO GO EFFICIENCY	3-3-100%	1-1-100%
TIME OF POSSESSION	33:48	26:12



2022 REGULAR SEASON GAME RECAPS

WEEK 18

JAN. 8, 2023 | MIAMI GARDENS, FLA.
HARD ROCK STADIUM
ATTENDANCE: 66,429 | TV: FOX

N.Y. JETS 6	MIAMI 11
--------------------	-----------------

SCORING SUMMARY					
	1	2	3	4	F
N.Y. Jets	0	3	0	3	6
Miami	0	3	3	5	11

In the regular season finale, the Miami Dolphins needed a win to secure their first playoff appearance since 2016. Tied up at 6-6, Jason Sanders nailed a game-winning 50-yard field goal with 18 seconds left, sending Miami into the postseason.

With 3:01 remaining, the final drive began with a two-yard scramble from rookie quarterback Skylar Thompson who then found wide receiver Jaylen Waddle for a nine-yard gain, moving the chains to the Miami 43-yard line. Two plays later, Thompson found Waddle again and a penalty for a horse collar tackle advanced the ball to the Jets' 39-yard line.

As the seconds ticked away, the tension throughout Hard Rock Stadium continued to rise. Sanders had already connected on two 37-yard kicks earlier in the game, but neither was as pressure-packed as his last, the playoff-clinching 50-yarder.

The Dolphins' defense made its presence known early and often, putting pressure on Jets' quarterback Joe Flacco and holding New York to just 18 yards of offense in the first quarter.

Offensively, Miami took both of its first two drives into Jets territory but failed to come away with points. The opening drive stalled on the Jets' 44-yard line after an incomplete pass on fourth-down.

In the Dolphins' second drive, Thompson found tight end Durham Smythe for a 26-yard gain, setting up first-and-10 from the New York 39-yard line, but a mishap on the ensuing snap put the offense behind the chains and eventually forced a punt.

Sanders finally broke the scoreless tie with 5:17 to play in the half on a 37-yard field goal.

New York then responded with an 11-play, 61-yard drive that culminated in a 32-yard field goal from kicker Greg Zuerlein.

Despite Miami running nine more plays, possessing the ball for well over nine more minutes and outgaining New York 149-102, the two sides entered halftime tied, 3-3.

After outrushing New York 63-15 over the first 30 minutes of action, Miami leaned heavily on its run game to begin the second half. The Dolphins' opening drive featured three runs of at least nine yards as well as an eight-yard gain on fourth-and-five from running back Jeff Wilson Jr. Two plays after that drive-extending conversion, running back Raheem Mostert muscled his way to the Jets 13-yard line for a 21-yard gain, but the drive spluttered out and the Dolphins were forced to settle for another field goal. Sanders knocked in the kick from 37 yards away to cap the 15-play drive and put Miami back up three with 5:18 left in the third quarter.

Once again, Miami's lead was short lived as Flacco and the Jets' offense came back with a lengthy drive of their own. Zuerlein evened the game at six apiece on a 35-yard field goal with 11:59 to play in the game.

Sanders then put through his fourth career game-winning kick in the last two minutes or later of a game. After a series of laterals on the Jets' final possession, Jets wide receiver Elijah Moore fumbled and the ball rolled out of the endzone, resulting in a safety, to give Miami the five-point victory.

The Dolphins' defense held Flacco to just 149 passing yards while Wilson finished with nine receptions for 89 yards, both game-highs.

Thompson finished 20-for-31 with 152 passing yards and tight end Mike Gesicki tallied a team-leading 46 receiving yards.

Defensive tackle Christian Wilkins totaled six tackles, bringing his season total to 98, the most in a single season by a defensive lineman since 1994.

GAME STATISTICS

RUSHING (Att-Yds-TD):

N.Y. Jets: Z. Knight 12-22, T. Johnson 5-12, Mi. Carter 3-4.
Miami: J. Wilson 16-72, R. Mostert 11-71, J. Waddle 1-9, S. Ahmed 1-7, S. Thompson 3-3.

PASSING (A-C-Y-TD-I):

N.Y. Jets: J. Flacco 33-18-149-0-0.
Miami: S. Thompson 31-20-152-0-0.

RECEIVING (Rec-Yds-TD):

N.Y. Jets: G. Wilson 9-89, T. Conklin 2-13, T. Johnson 2-13, Mi. Carter 2-1, C. Davis 1-17, E. Moore 1-11, J. Ruckert 1-8, J. Flacco 0(-3).
Miami: J. Waddle 5-44, M. Gesicki 4-46, D. Smythe 3-39, T. Hill 2-23, J. Wilson 2-2, R. Mostert 2(-10), R. Racraft 1-5, E. Ezukanma 1-3.

SACKS (Sk-Yds):

N.Y. Jets: Qu. Williams 1-12.
Miami: None.

INTERCEPTIONS (Int-Yds):

N.Y. Jets: None.
Miami: None.

FORCED FUMBLES:

N.Y. Jets: None.
Miami: E. Rowe 1.

FUMBLE RECOVERIES (No-Yds):

N.Y. Jets: None.
Miami: None.

TEAM STATS	NYJ	MIA
TOTAL FIRST DOWNS	11	17
By Rushing	1	9
By Passing	9	7
By Penalty	1	1
THIRD DOWN EFFICIENCY	7-16-43.8%	4-13-30.8%
FOURTH DOWN EFFICIENCY	0-0-0.0%	1-2-50.0%
TOTAL NET YARDS	187	302
Total Offensive Plays	53	64
Average gain per offensive play	3.5	4.7
NET YARDS RUSHING	38	162
Total Rushing Plays	20	32
Average gain per rushing play	1.9	5.1
NET YARDS PASSING	149	140
Sacks-Yards	0-0	1-12
Gross yards passing	149	152
ATTEMPTS-COMPLETIONS-INTS	33-18-0	31-20-0
Avg. gain per pass play	4.5	4.4
PUNTS NUMBER AND AVG.	5-48.2	4-45.3
Net Punting Average	48.2	38.0
TOTAL RETURN YARDAGE	29	0
No. and Yards Punt Returns	2-29	0-0
No. and Yards Kickoff Returns	0-0	0-0
No. and Yards Int. Returns	0-0	0-0
PENALTIES Number and Yards	6-54	5-47
FUMBLES Number and Lost	2-0	1-0
RED ZONE EFFICIENCY	0-2-0%	0-2-0%
GOAL TO GO EFFICIENCY	0-0-0%	0-0-0%
TIME OF POSSESSION	24:35	35:25



2022 POSTSEASON GAME RECAPS

AFC WILD CARD

JAN. 15, 2023 | ORCHARD PARK, N.Y.
HIGHMARK STADIUM
ATTENDANCE: 70,651 | TV: CBS

MIAMI 31

BUFFALO 34

The Miami Dolphins gave the Buffalo Bills all they could handle, but their division rivals prevailed, 34-31 in a four-hour thriller. With a chance for Miami to retake the lead in the fourth quarter, the Bills' defense stopped a fourth-and-6 to effectively end the game.

The Dolphins overcame a 17-point first-half deficit and pulled within three points after trailing 34-24 going into the fourth quarter. Running back Jeff Wilson Jr. finished a 75-yard drive with a one-yard rushing touchdown, but it was not enough.

Miami's defense was exceptional, forcing three turnovers and a team playoff record seven sacks. Rookie quarterback Skylar Thompson went 18-of-45 for 220 yards, one touchdown and two interceptions. Tyreek Hill led all Dolphins receivers with 69 yards on seven receptions.

On Buffalo's opening possession, the Dolphins' defense produced a crucial fourth-down stop, but the Bills scored on their next three offensive drives – including a six-yard receiving touchdown by tight end Dawson Knox and a 12-yard rushing touchdown by running back James Cook.

After allowing 172 yards in the first quarter, the Miami defense gave up just three points and recorded two interceptions in the second. Miami then scored 17 points in just over seven minutes to erase a 17-0 deficit.

Miami's first scoring drive began with Thompson's 20-yard strike to tight end Durham Smythe. Facing third-and-19 at the Bills' 35, Thompson extended the drive with a 20-yard pass to receiver Tyreek Hill. Kicker Jason Sanders made a 40-yard field goal to get Miami on the board.

On Buffalo's ensuing possession, Allen threw his first career postseason interception at home. Cornerback Xavien Howard picked off Allen's deep ball and returned it 49 yards. Sanders nailed a 48-yard field goal to narrow the gap to 17-6. Sanders then hit a 37-yard field goal with 1:15 remaining in the half after a 50-yard Cedrick Wilson Jr. punt return.

The Bills regained possession, but Allen threw his second interception of the game to safety Jevon Holland, who came up with the pick after cornerback Kader Kohou broke up the pass to receiver Cole Beasley. Seconds later, Thompson threw his first career postseason touchdown pass to tight end Mike Gesicki. Hill caught the two-point conversion and Miami had tied it at 17, but the Bills made a 39-yard field goal for a 20-17 lead at the break. Buffalo's lead would not last long. On the Bills' first possession in the third quarter, safety Eric Rowe sped past the offensive line and stripped Allen. Defensive tackle Zach Sieler scooped up the ball and ran it five yards into the end zone to give the Dolphins their first lead of the game at 24-20. It was the first fumble return for a touchdown in Dolphins playoff history.

Buffalo regained momentum by scoring two touchdowns to take a 34-24 lead going into the fourth quarter. Allen found Beasley for a 6-yard score following Thompson's interception deep in Miami territory, before throwing a 23-yard touchdown pass to Gabe Davis with 2:07 left in the third. The Dolphins fell three points short of overcoming another double-digit deficit. Miami ended the season with its first postseason appearance since 2016.

SCORING SUMMARY					
	1	2	3	4	F
Miami	0	17	7	7	31
Buffalo	14	6	14	0	34

SCORING DRIVES						
TEAM	QTR	TIME	PLAY (EXTRA POINT)	(DRIVE INFO)	MIA	BUF
Bills	1	7:57	D.Knox 6 yd. pass from J.Allen (T.Bass kick)	(5-73, 3:00)	0	7
Bills	1	5:07	J.Cook 12 yd. run (T.Bass kick)	(4-23, 2:13)	0	14
Bills	2	12:46	T.Bass 33 yd. Field Goal	(11-52, 4:51)	0	17
Dolphins	2	7:34	J.Sanders 40 yd. Field Goal	(10-38, 5:12)	3	17
Dolphins	2	2:15	J.Sanders 48 yd. Field Goal	(8-18, 3:46)	6	17
Dolphins	2	1:15	J.Sanders 37 yd. Field Goal	(4-8, 0:17)	9	17
Dolphins	2	0:33	M.Gesicki 7 yd. pass from S.Thompson (S.Thompson-T.Hill pass)	(4-18, 0:20)	17	17
Bills	2	0:04	T.Bass 39 yd. Field Goal	(6-54, 0:29)	17	20
Dolphins	3	13:59	Z.Sieler 5 yd. fumble return (J.Sanders kick)		24	20
Bills	3	5:18	C.Beasley 6 yd. pass from J.Allen (T.Bass kick)	(5-33, 2:11)	24	27
Bills	3	2:07	G.Davis 23 yd. pass from J.Allen (T.Bass kick)	(5-68, 2:07)	24	34
Dolphins	4	10:53	J.Wilson 1 yd. run (J.Sanders kick)	(11-75, 6:14)	31	34

GAME STATISTICS

RUSHING (Att-Yds-TD):

Miami: J. Wilson 10-23-1, J. Waddle 1-8, T. Hill 2-5, S. Ahmed 5-3, S. Thompson 2-3.
Buffalo: D. Singletary 10-48, J. Cook 12-39-1, J. Allen 4-20.

PASSING (A-C-Y-TD-I):

Miami: S. Thompson 45-18-220-1-2.
Buffalo: J. Allen 39-23-352-3-2.

RECEIVING (Rec-Yds-TD):

Miami: T. Hill 7-69, S. Ahmed 3-45, J. Waddle 3-44, M. Gesicki 2-15-1, D. Smythe 1-20, C. Wilson 1-14, J. Wilson 1-13.
Buffalo: S. Diggs 7-114, G. Davis 6-113-1, K. Shakir 3-51, D. Knox 3-20-1, C. Beasley 2-35-1, Q. Morris 1-12, N. Hines 1-7.

SACKS (Sk-Yds):

Miami: Z. Sieler 2-0-4, E. Rowe 1-0-17, J. Baker 1-0-7, B. Chubb 1-0-7, C. Wilkins 1-0-1, E. Campbell 0-5-0, J. Phillips 0-5-0.
Buffalo: M. Milano 2-0-16, E. Oliver 1-0-8, C. Basham 1-0-7.

INTERCEPTIONS (Int-Yds):

Miami: X. Howard 1-49, J. Holland 1-29.
Buffalo: D. Marlowe 1-10, K. Elam 1-0.

FORCED FUMBLES:

Miami: 3.
Buffalo: None.

FUMBLE RECOVERIES (No-Yds):

Miami: 1-5.
Buffalo: None.

TEAM STATS

	MIA	BUF
TOTAL FIRST DOWNS	16	25
By Rushing	3	8
By Passing	12	16
By Penalty	1	1
THIRD DOWN EFFICIENCY	4-16-25.0%	9-16-56.3%
FOURTH DOWN EFFICIENCY	1-2-50.0%	0-1-0.0%
TOTAL NET YARDS	231	423
Total Offensive Plays	69	72
Average gain per offensive play	3.3	5.9
NET YARDS RUSHING	42	107
Total Rushing Plays	20	26
Average gain per rushing play	2.1	4.1
NET YARDS PASSING	189	316
Sacks-Yards	4-31	7-36
Gross yards passing	220	352
ATTEMPTS-COMPLETIONS-INTS	45-18-2	39-23-2
Avg. gain per pass play	3.9	6.9
PUNTS NUMBER AND AVG.	6-43.7	5-47.8
Net Punting Average	40.8	33.2
TOTAL RETURN YARDAGE	131	27
No. and Yards Punt Returns	2-53	3-17
No. and Yards Kickoff Returns	1-23	2-56
No. and Yards Int. Returns	2-78	2-10
PENALTIES Number and Yards	7-34	2-13
FUMBLES Number and Lost	0-0	4-1
RED ZONE EFFICIENCY	2-4-50%	3-4-75%
GOAL TO GO EFFICIENCY	2-2-100%	2-2-100%
TIME OF POSSESSION	27:47	32:13



MIAMI

Dolphins

25



BIOS



STEPHEN ROSS

CHAIRMAN OF THE BOARD / MANAGING GENERAL PARTNER

COLLEGE: MICHIGAN

NFL: 16TH SEASON

DOLPHINS: 16TH SEASON

Stephen M. Ross, Chairman and Founder of Related Companies, the most prominent privately-owned real estate firm in the United States, first invested in the Miami Dolphins in February 2008, and in 2009, assumed the responsibilities of managing general partner of both the Miami Dolphins and Hard Rock Stadium. The role is the culmination of one of his long-held dreams -- Ross grew up in South Florida and the Dolphins have been a lifetime passion for him.

Throughout the Dolphins organization, Ross' ethos of building a first-class team on and off the field is etched deep. His \$730 million investment in Hard Rock Stadium and its surrounding properties has transformed the iconic venue into a global entertainment destination that showcases the best Miami has to offer. From world-class dining to arts, culture and luxury hospitality, Hard Rock Stadium now delivers an elevated guest experience that is unparalleled in professional sports. As a result of the privately-funded renovation, Hard Rock Stadium attracted and secured Super Bowl LIV – which coincided with the 100th season of the NFL – the 2021 and 2026 College Football Playoff National Championships, Formula 1® Crypto.com Miami Grand Prix, 2026 FIFA World Cup, major concerts, international soccer matches and a host of world-class events.

With football, Ross has demonstrated a steadfast commitment to provide coaches, support staff and players the necessary resources to build a winning team that will compete consistently for championships. He invested \$135 million into the state-of-the-art Baptist Health Training Complex, which opened in July 2021. Completed by Moss Construction with interior design by Rockwell Group and architecture by ROSSETTI, the 217,200 square-foot best-in-class venue was meticulously planned to create a contemporary, welcoming training environment for coaches, players, and staff. It includes a 92,200 square foot indoor field, two full natural grass outdoor fields, a two-story weight room with a cardio deck, a state-of-the-art hydrotherapy area, cryotherapy and isolation tanks and much more.

In the inaugural NFLPA Player Team Report Cards survey issued in 2023, which scored the player experience in a variety of categories, the Dolphins ranked second of 32 teams overall. As a result of Ross' investment, the Dolphins scored an A-or-higher rating in seven of the eight areas, including A+ scores in weight room, strength coaches, training room, training staff and locker room. Ross has also invested in the players' personal and professional development off the field, creating and funding the Dolphins Business Combine, an annual three-day event which allows players to meet with business leaders across a variety of industries and receive training on topics like personal finance, real estate and investments.

In 2016, Ross named Chris Grier as general manager and in 2019 gave him full control of football operations. The team has quickly improved under Grier's leadership, including three consecutive winning seasons, marking a first for the franchise since 2001-2003. In 2022, Ross made an innovative hire at head coach, selecting Mike McDaniel, who at the time had not received a head coach interview request from another team. Ross identified McDaniel's ingenuity, authentic leadership and outside-the-box thinking as notable traits for a head coach, and in his first year with the franchise, McDaniel helped the Dolphins make the playoffs for the first time since 2016.

Ross, as a sports entrepreneur, is known for his attention to detail and thinking outside the box. He is responsible for orchestrating El Clásico Miami – the first-ever match between archrivals FC Barcelona and Real Madrid C.F. in North America – which stands as the highest revenue grossing soccer match in U.S. history. When the Miami Open tennis tournament began to explore leaving its long-time home in Key Biscayne, Florida, Ross stepped in to propose hosting the tournament at Hard Rock Stadium, building a custom tennis complex that is now considered one of the best in professional tennis in terms of guest experience and player amenities.

In April 2021, Ross became the Chairman and Owner of the Formula 1® Crypto.com Miami Grand Prix. The circuit is 5.41km, has 19 corners, three straights and three DRS zones with an estimated top speed of 320km/h. Hard Rock Stadium sits at the heart of the circuit. Ross and Managing Partner of the Formula 1® Crypto.com Miami Grand Prix, Vice Chairman and CEO Tom Garfinkel worked with specialist designers to create a racetrack that provides great racing and unique fan experiences that are reflective of the diverse and dynamic nature of Miami. The inaugural race was named the Best New Event of 2022 by the Sports Business Journal, and in its first two years, the event has delivered an estimated economic impact of nearly \$800

million to the South Florida community.

Ross is deeply committed to supporting and uniting the community that supports the Dolphins. Under his stewardship, the Dolphins have raised more than \$64 million for local cancer research through the Dolphins Challenge Cancer. In June 2020, Ross and the Miami Dolphins Foundation announced a year-long Food Relief Program with a \$3 million investment and an additional \$1 million from the Lennar Foundation. The initiative provided 1,000 meals each day from Centerplate and local minority-owned restaurants to churches, community groups and those in need during the pandemic.

In August 2019, Ross was inducted into the National Football Foundation Leadership Hall of Fame. The prestigious award recognizes the country's most influential individuals who have ascended to the highest levels of success and exhibited the critical leadership qualities that transcend ordinary enterprises.

Furthermore, Ross has used his platform to harness the unifying power of sport to advance race relations across the country through the establishment of the nonprofit Ross Initiative in Sports for Equality (RISE). The organization's efforts have been so impactful that RISE was recognized in 2017 by ESPN's Humanitarian Awards with the Stuart Scott ENSPIRE Award. The award celebrates those who have taken risk and used an innovative approach to help the disadvantaged through the power of sports. Ross' efforts through RISE were honored as they personify the ethos of fairness, ethics, respect and fellowship with others. This also connects to Ross' vision of the Dolphins' FOOTBALL UNITES™ program to effectuate positive social change. Under his leadership, the Dolphins organization actively embraces the diversity and intersections that make up South Florida, working with groups to improve relationships and foster understanding. In February 2020, the Miami Dolphins were honored by the Fritz Pollard Alliance with the Paul J. Tagliabue Award for their leadership in advancing diversity. Ross was among Sports Business Journal's Leaders in Diversity and Inclusive Hiring honorees in March 2021.

In May 2013, Ross pledged to give more than half of his estate to philanthropic causes and charitable organizations, including South Florida-based institutions. The commitment was made through the Giving Pledge, a long-term global initiative that aims to inspire deeper engagement in philanthropy and increase charitable giving globally.

Ross graduated from the University of Michigan with a Bachelor of Business Administration degree and from Wayne State University Law School with a Juris Doctor degree. He later received a Master of Laws in Taxation from New York University School of Law. In 2004, the University of Michigan renamed its business school the Stephen M. Ross School of Business at the University of Michigan and in 2011, the school awarded him an honorary Doctor of Laws degree at its commencement.



Chris Grier is the general manager of the Miami Dolphins, a title he's held since 2016, and oversees personnel and all football operations for the club. The 2023 campaign marks his 24th season with the franchise, rising from area scout to national scout, director of college scouting and general manager during that time.

Beginning in 2019, Grier was given control of football operations and has since implemented new philosophies to building a competitive team. Utilizing a value-based approach, the Dolphins rebuilt the roster with young, versatile players. Grier also used trades to accumulate Pro Bowl talent and future draft capital. The Dolphins had three first-round picks and two second-round picks in 2020 and two first-round picks in 2021. A trade of draft picks in 2022 led to the acquisition of wide receiver Tyreek Hill from Kansas City. Grier also signed tackle Terron Armstead in the 2022 offseason and traded for linebacker Bradley Chubb during the 2022 season. Armstrong and Hill were elected team captains in their first season in Miami and all three were picked to represent the AFC in the Pro Bowl following the 2022 season. Grier traded draft picks again during the 2023 offseason and acquired six-time Pro Bowl cornerback Jalen Ramsey.

Miami has quickly made strides in the five years since Grier took over football operations. The Dolphins have posted three consecutive winning seasons in 2020, 2021 and 2022, marking the first time the franchise has done this since 2001-03.

The Dolphins finished the 2022 season with a 9-8 record and secured a playoff berth for the first time

since 2016 and just the third time in the past 20 seasons. With a talented roster and under new head coach Mike McDaniel, the Dolphins finished with a top 10 total offense for the first time since 1995, ranking sixth (364.5 yards per game). Miami was second in yards per play (6.1) and fourth in passing offense (265.4) despite starting three different quarterbacks for multiple games for the first time since 2007 and playing the third-most difficult schedule (.537) in the NFL.

Quarterback Tua Tagovailoa, who Grier selected with the fifth overall pick in the 2020 NFL Draft, also had a career year in 2022. He became the youngest NFL quarterback since Dan Marino in 1984 to lead the league in passer rating (105.5). Tagovailoa also led the NFL in red zone passer rating (112.2), third-down passer rating (130.1) and yards per attempt (8.9).

In Hill's first season with the team, he shattered his career highs and the franchise's single-season records for receiving yards (1,710) and receptions (119), finishing second in the league in both. His 1,710 receiving yards were 321 more than the previous Dolphins record that stood for nearly 40 years (Mark Clayton, 1,389 yards in 1984). It was also the most receiving yards by any player in NFL history on his first season with a new team. He earned first-team All-Pro honors and was selected to his seventh consecutive Pro Bowl.

Grier selected wide receiver Jaylen Waddle in the first round of the 2021 NFL Draft (sixth overall) and he put together one of the best seasons by a receiver in Dolphins history in 2022 following a historic rookie campaign in 2021. Waddle caught 75 passes for 1,356 yards and eight touchdowns. His 18.1 yards per catch led the NFL while his 1,356 receiving yards were third in Dolphins history.

Hill and Waddle combined for 3,066 receiving yards, which was the third-most by a pair of teammates in a season in NFL history.

Miami's defense also had success in 2022 as it finished fourth in the league in rush defense (103.0). Defensive tackle Christian Wilkins, who Grier drafted in the first round (13th overall) in the 2019 NFL Draft, recorded a career-high 98 tackles. His 98 stops were the most in a season by an NFL defensive lineman since 1994. Linebacker Jaelan Phillips, a first-round pick (18th overall) of Grier's in 2021, led the team in sacks for the second straight season with 7.0. Cornerback Xavien Howard (2016, second round) earned his fourth Pro Bowl selection.

In 2021, the Dolphins won eight of their final nine games, including their final six at home. Grier helped construct a defensive unit that featured eight starters drafted by the Dolphins and all 11 starters under the age of 30. The group scored five defensive touchdowns, its most in a single season since 2001. Miami swept New England for the first time since 2000 and had two AFC East sweeps (N.Y. Jets) for the first time since 2016.

Miami's 2021 draft class earned key roles immediately as four players were regular starters as rookies. Waddle broke the NFL's rookie receptions record, a mark that had stood for nearly 20 years, with 104 catches and became the first rookie in Dolphins history to total 1,000 receiving yards. Phillips broke Miami's rookie sack record and finished second among all NFL rookies in the statistic with 8.5. Safety Jevon Holland was the only player in the AFC in 2021 to have multiple sacks, interceptions and fumble recoveries. Offensive lineman Liam Eichenberg was one of just 10 NFL rookie offensive linemen to start at least 16 games.

Howard earned his third Pro Bowl selection in 2021 after intercepting five passes and scoring two defensive touchdowns. He became the eighth player in team history to have at least five interceptions in three different seasons. Wilkins totaled 89 tackles, which was tied for the most by any NFL defensive lineman since 2013 before he topped that figure in 2022.

In 2020, the Dolphins won 10 games for just the second time in the past decade despite having the second-youngest roster in the NFL. The five-game improvement from 2019 was tied for the best in the league that season and tied for the third-best in team history. The Dolphins set a team record by starting 10 different rookies that year, including eight in one game in a Week 15 win vs. New England.

With several offseason additions, Grier helped build one of the NFL's best defenses in 2020. Miami led the league in third-down defense (28.8 pct.) and takeaways (29) and finished sixth in scoring (21.1 points allowed per game).

Two of Grier's draft picks – Howard and kicker Jason Sanders (2018, seventh round) earned first-team All-Pro honors in 2020, marking the first time since 2006 (Zach Thomas and Jason Taylor) the Dolphins had two first-team All-Pro honorees in the same season. Defensive tackle Raekwon Davis was named to the PFWA's All-Rookie team after Grier selected him in the second round of the 2020 NFL Draft.

In 2019, the Dolphins steadily improved despite having the youngest roster in the NFL, winning five of their final nine games. Wilkins led all rookie defensive linemen with 56 tackles, the fifth-most by an NFL rookie defensive lineman since 2015.

From 2016-18, Grier oversaw the draft and both pro and college scouting departments, and was responsible for the acquisition of multiple All-Pro and Pro Bowl players including Howard, Sanders, wide receiver/returner Jakeem Grant, tackle Laremy Tunsil and safety Minkah Fitzpatrick.

The 2018 draft saw Grier and his personnel department net several key contributors. Linebacker Jerome Baker was a third-round pick and finished his rookie season tied for 11th among NFL rookies in tackles (76). Baker quickly took on a leadership role and was elected a team captain in 2019, just his second season in the league. He later became the first Dolphins player since at least 2000 to record 500-plus tackles in his first five seasons in the league.

In 2017, the Dolphins finished the season with 10 rookies on the active roster and four more on injured reserve or non-football illness lists. Miami was one of just three teams to play eight rookies on defense

and one of just six to have at least four rookies start games on defense. Six undrafted rookie free agents contributed to the team that season. Defensive tackle Davon Godchaux finished his rookie campaign fourth among all NFL defensive linemen with 40 tackles (26 solo), despite being a fifth-round pick.

In his first draft as general manager in 2016, Grier selected Howard in the second round. In seven NFL seasons, Howard has earned a first-team All-Pro nod (2020), been selected to the Pro Bowl four times (2018, 2020-22, led the NFL in interceptions in one season (2020), tied for the NFL lead in interceptions in another (2018) and totaled more interceptions since he entered the league than any other NFL player.

The team also drafted running back Kenyan Drake and Grant in 2016, who became just the second rookie duo in team history to combine for a kickoff return and punt return for a touchdown in the same season. In 2020, Grant earned second-team All-Pro honors as a returner.

Grier helped turn more than half the roster over in 2016, as the team entered training camp with more than 45 new players acquired during the offseason. The results were a four-game improvement from the previous season, the fifth-best mark in the NFL. The Dolphins finished 10-6 with a playoff berth, the team's best record and first playoff appearance since 2008.

As the team's director of college scouting (2007-15), Grier was part of a front office that discovered numerous Pro Bowl players. During that time, the Dolphins drafted seven players that combined for 14 Pro Bowl selections with the team. The list includes tackle Jake Long (2008-10), defensive tackle Paul Soliai (2011), punter Brandon Fields (2013), center Mike Pouncey (2013-15), safety Reshad Jones (2015; 2017), wide receiver Jarvis Landry (2015-17) and running back Jay Ajayi (2016).

Grier was also successful at finding value late in drafts. Jones, a fifth-round pick in 2010, was named the team's co-MVP following the 2015 season after he became the first player in team history to record at least 100 tackles, four interceptions and two sacks in a season. Ajayi was also a fifth-round pick (2015) and became the fourth player in NFL history to rush for 200 yards in three games during the same season. Ajayi's 1,272 rushing yards in 2016 were third-most in Dolphins history.

Prior to being the team's director of college scouting, Grier served as an area scout with the club from 2000-02, before being promoted to national scout/assistant director of college scouting in 2003. Miami won the AFC East during his first season with the team.

Grier started with the New England Patriots as an intern in 1994. He joined the club on a full-time basis the following year, serving as a regional scout until he joined the Dolphins in 2000. In 1996, Grier was part of a New England staff that won the AFC Championship. He helped scout several players for a Patriots roster that went on to win Super Bowls XXXVI, XXXVIII and XXXIX.

Grier has worked with several of football's most successful coaches and executives throughout his career and that has helped shape his football philosophy. His father, Bobby Grier, is the former vice president of player personnel for the Patriots and recently retired as a senior personnel advisor with the Houston Texans. Chris has also worked with and learned under Pro Football Hall of Famer Bill Parcells, Patriots head coach Bill Belichick, Seattle Seahawks head coach Pete Carroll and University of Alabama head coach Nick Saban.

Grier attended the University of Massachusetts-Amherst where he majored in journalism and played football for two years before injuries ended his career. He spent his final two years there as an undergraduate assistant.

Chris' brother, Michael, is currently the general manager of the NHL's San Jose Sharks. When Michael was appointed to the position in 2022, he became the first Black general manager in NHL history. Before his tenure in front offices, he played for the Edmonton Oilers, Washington Capitals, San Jose Sharks and Buffalo Sabres.

A native of Holliston, Mass., Grier and his wife, Paige, have two sons, Landon and Jackson.

CHRIS GRIER'S CAREER		
1994-99	New England Patriots	Intern (1994) Regional Scout (1995-99)
2000-present	Miami Dolphins	Area Scout (2000-02) National Scout/Assistant Director of College Scouting (2003-06) Director of College Scouting (2007-15) General Manager (2016-present)



MIKE McDANIEL

HEAD COACH
COLLEGE: YALE
NFL: 17TH SEASON
DOLPHINS: SECOND SEASON



Mike McDaniel was named the 11th head coach in team history on Feb. 7, 2022. The 2023 season is McDaniel's 17th in the NFL and second as a head coach.

In his first season at the helm, McDaniel became the fifth coach in Dolphins history to lead his team to the playoffs and just the sixth to post a winning record (9-8) in his first year. Under his leadership, multiple players reached new career milestones, including four players earning Pro Bowl selections – tackle Terron Armstead, linebacker Bradley Chubb, wide receiver Tyreek Hill and cornerback Xavien Howard. It marked the team's most Pro Bowl selections since 2016. McDaniel led the team to a playoff berth for the first time since 2016 despite starting three different quarterbacks throughout the season.

As the offensive play-caller, McDaniel helped the Dolphins offense finish in the top 10 for the first time since 1995. Miami averaged 364.5 yards per game, which ranked sixth in the league, and 6.14 yards per play, which was second. The Dolphins finished 11th in scoring offense (23.4 points per game), the team's best finish since 2014.

Several players had the best seasons of their career in their first year in McDaniel's offense. Quarterback Tua Tagovailoa led the NFL in passer rating (105.5), becoming the youngest NFL quarterback to do that since Dan Marino in 1984. He also led the league in red zone passer rating (112.2), third-down passer rating (130.1) and yards per attempt (8.9). Tagovailoa's 3,548 passing yards and 25 passing touchdowns were both career highs.

Hill broke an NFL record for most receiving yards in a player's first season with a new team with 1,710. That mark also broke Miami's single-season franchise record that stood for nearly 40 years (Mark Clayton, 1,389 yards in 1984). Hill's 119 receptions were also a Dolphins record and those two totals ranked second in the NFL in 2022. Hill earned his seventh consecutive Pro Bowl selection.

Another player who thrived in McDaniel's offense was wide receiver Jaylen Waddle. In his second NFL season, Waddle caught 75 passes for 1,356 yards and eight touchdowns, leading the league in yards per reception (18.1). His 1,356 receiving yards were third in single-season team history behind Hill and Clayton. Waddle nearly doubled his yards after catch under McDaniel, averaging 6.7 yards after catch in 2022 compared to 3.5 in 2021.

Hill and Waddle combined for 3,066 receiving yards, which was the third-most by a pair of teammates in a season in NFL history and more than two entire teams had in 2022.

Defensively, Miami ranked fourth in run defense, limiting opponents to 103.0 rushing yards per game. Defensive tackle Christian Wilkins played a big role in that as he totaled a career-high 98 tackles. His 98 stops were the most by an NFL defensive lineman in a season since 1994. Linebacker Elandon Roberts (104) and defensive tackle Zach Sieler (70) also set career highs in tackles.

Prior to Miami, McDaniel spent five seasons (2017-21) with the San Francisco 49ers where he was the team's run game specialist in 2017 before being promoted to run game coordinator in 2018 and again to offensive coordinator in 2021.

In McDaniel's first season as offensive coordinator, the 49ers finished seventh in the NFL in total offense (375.7 yards per game) and 13th in scoring offense (25.1 points per game) while advancing to the NFC Championship game. San Francisco's offense was balanced, ranking seventh in rushing (127.4) and 12th in passing (248.3). Wide receiver Deebo Samuel recorded 1,405 receiving yards, the most by a 49er since wide receiver Terrell Owens in 2001, and fifth-most in the NFL that season. The 49ers offense had four players earn Pro Bowl selections – Samuel, fullback Kyle Juszczyk, tight end George Kittle and tackle Trent Williams. Williams also earned All-Pro honors.

McDaniel served as San Francisco's run game coordinator from 2018-20. During that time, the 49ers were fifth in the NFL in rushing, averaging 127.0 yards per game, despite having a different leading rusher in all three seasons.

In 2020, San Francisco had several injuries at the running back position and still finished in the top half of the league with 118.1 rushing yards per game. Juszczyk and Williams earned Pro Bowl selections and Williams was also named All-Pro.

McDaniel helped the 49ers have one of the league's most effective rushing attacks in 2019 as San

Francisco went 13-3, winning the NFC and advancing to Super Bowl LIV. The 49ers had the NFL's second-ranked rushing offense, averaging 144.1 yards per game. Juszczyk was named to the Pro Bowl at the end of the season.

In 2018, the 49ers had four different backs rush for at least 200 yards. Matt Breida's 5.32 yards per carry ranked fourth among all NFL players that season. The 49ers finished 13th in the league in rushing (118.9). Juszczyk was named to the Pro Bowl at the end of the season.

As run game specialist in 2017, McDaniel helped the 49ers rush for 1,662 yards and 15 rushing touchdowns in a season where they were forced to use three different starting quarterbacks due to injury. Juszczyk and tackle Joe Staley earned Pro Bowl selections.

Prior to San Francisco, McDaniel spent two seasons (2015-16) as an offensive assistant with the Atlanta Falcons. During his tenure, the Falcons had the second-best total offense (394.9) and third-best scoring offense (27.5) in the NFL. Atlanta's passing attack ranked second (284.5).

In 2016, Atlanta led the NFL in scoring, averaging 33.8 points per game, en route to finishing 11-5 and winning the NFC to advance to Super Bowl LI. The Falcons had the second-best total offense (415.8), third-best passing offense (295.3) and fifth-best rushing offense (120.5). Quarterback Matt Ryan passed for a franchise-record 4,944 yards, which was second in the NFL that season. Wide receiver Julio Jones was second in the league with 1,409 receiving yards. Four different Falcons earned Pro Bowl selections – Ryan, Jones, running back Devonta Freeman and center Alex Mack. Ryan, Jones and Mack also earned All-Pro honors.

The 2015 Falcons offense ranked sixth in passing (273.7) and seventh in total offense (374.1). Jones led the NFL with 1,871 receiving yards, a Falcons franchise record. Freeman, Jones and fullback Patrick DiMarco all earned Pro Bowl selections and All-Pro honors.

McDaniel spent the 2014 season as wide receivers coach for the Cleveland Browns. In his lone season there, wide receiver Andrew Hawkins had a career-high 824 yards. His receiver unit helped quarterback Brian Hoyer post the only 3,000-yard passing season of his career.

McDaniel's first NFL position coach job came in 2013 with Washington when he was promoted to wide receivers. Wide receiver Pierre Garçon had the best season of his 11-year NFL career, leading the NFL with 113 receptions.

McDaniel spent the 2011-12 seasons with Washington as an offensive assistant. On those staffs, McDaniel worked with current NFL head coaches Matt LaFleur (Green Bay), Sean McVay (L.A. Rams) and Kyle Shanahan (San Francisco).

In 2012, Washington led the league in rushing (169.3) and finished 10-6, winning the NFC East. The team was fourth in scoring offense (27.3) and fifth in total offense (383.2). Running back Alfred Morris rushed for 1,613 yards as a rookie selected in the sixth round. It was the third-highest rushing total by a rookie in NFL history and he earned second-team All-Pro honors.

From 2009-10, McDaniel served as running backs coach for the Sacramento Mountain Lions of the United Football League, where he worked for former NFL head coach, Dennis Green.

McDaniel was an offensive assistant for the Houston Texans from 2006-08 where he worked under three different offensive coordinators in three seasons – Troy Calhoun (2006), Mike Sherman (2007) and Kyle Shanahan (2008).

His first NFL coaching position came as a coaching intern with the Denver Broncos in 2005.

A native of Greeley, Colorado, McDaniel played wide receiver at Yale, where he graduated with a degree in history. He and his wife, Katie, have one daughter, Ayla.

MIKE McDANIEL'S COACHING CAREER

2005	Denver Broncos	Coaching Intern
2006-08	Houston Texans	Offensive Assistant
2009-10	Sacramento (UFL)	Running Backs
2011-13	Washington Commanders	Offensive Assistant (2011-12) Wide Receivers (2013)
2014	Cleveland Browns	Wide Receivers
2015-16	Atlanta Falcons	Offensive Assistant
2017-21	San Francisco 49ers	Run Game Specialist (2017) Run Game Coordinator (2018-20) Offensive Coordinator (2021)
2022-present	Miami Dolphins	Head Coach



2023 MIAMI DOLPHINS OFFENSIVE COACHES



FRANK SMITH
OFFENSIVE COORDINATOR

Born Feb. 21, 1981, Milwaukee, Wis. Offensive line Miami (Ohio) 1999-2003. No pro playing experience. College coach: Miami (Ohio) 2004-05, Butler 2006-09. Pro coach: New Orleans Saints 2010-14, Chicago Bears 2015-17, Oakland/Las Vegas Raiders 2018-20, L.A. Chargers 2021. Joined Dolphins in 2022.



RICARDO ALLEN
OFFENSIVE ASSISTANT

Born December 18, 1991, Daytona Beach, Fla. Defensive back Purdue 2010-13. Pro defensive back Atlanta Falcons 2015-20, Cincinnati Bengals 2021. Pro coach: Joined Dolphins in 2022.



BUTCH BARRY
OFFENSIVE LINE

Born March 20, 1978, Sturgeon Bay, Wisc. Offensive lineman Central Michigan 1996-2000. No pro playing experience. College coach: Central Michigan 2002-03, 2010-14, SW Minnesota State 2004-05, Michigan Technological 2006-08, N. Greenville 2009, Miami (FL) 2019. Pro coach: Tampa Bay Buccaneers 2015-18, Green Bay Packers 2020, San Francisco 49ers 2021, Denver Broncos 2022. Joined Dolphins in 2023.



DARRELL BEVELL
QB'S/PASSING GAME COORDINATOR

Born Jan. 6, 1970, Yuma, Ariz. Quarterback Wisconsin 1992-95. No pro playing experience. College coach: Westmar 1996, Iowa State 1997, Connecticut 1998-99. Pro coach: Green Bay Packers 2000-05, Minnesota Vikings 2006-10, Seattle Seahawks 2011-17, Detroit Lions 2019-20 (interim head coach, five games, 2020), Jacksonville Jaguars 2021 (interim head coach, four games, 2021). Joined Dolphins in 2022.



JON EMBREE
ASST. HEAD COACH/TIGHT ENDS

Born Oct. 15, 1965, Los Angeles, Calif. Tight end Colorado 1983-86. Pro tight end L.A. Rams 1987-89. College coach: Colorado 1991, 1993-2002 and 2011-12 (head coach), UCLA 2003-05. Pro coach: Kansas City Chiefs 2006-08, Washington Redskins 2010, Cleveland Browns 2013, Tampa Bay Buccaneers 2014-16, San Francisco 49ers 2017-21. Joined Dolphins in 2022.




JOSH GRIZZARD
QUALITY CONTROL

Born June 11, 1990, Zebulon, N.C. Defensive back Yale 2008-2011. No pro playing experience. College coach: Yale 2012, Duke 2013-16. Pro coach: Joined Dolphins in 2017.



CHANDLER HENLEY
ASSISTANT QUARTERBACKS

Born June 18, 1983, Littleton, Colo. Wide receiver Yale 2002-06. No pro playing experience. College coach: Vanderbilt 2014, Yale 2015-17. Pro coach: Tennessee Titans 2018-20, Atlanta Falcons 2021. Joined Dolphins in 2022.



LEMUEL JEANPIERRE
ASSISTANT OFFENSIVE LINE

Born May 19, 1987, Orlando, Fla. Offensive lineman South Carolina 2007-10. Pro offensive lineman Seattle Seahawks 2011-15. Pro coach: Seattle Seahawks 2017, Oakland Raiders 2018-19. Joined Dolphins in 2020.



MIKE JUDGE
OFFENSIVE ASSISTANT

Born April 10, 1983, Summit, N.J. Quarterback Springfield College 2001-04. No pro playing experience. College coach: Harvard 2007, Navy 2008-18. Pro coach: New England Patriots 2005-06. Joined Dolphins in 2019.



MAX McCAFFREY
OFFENSIVE ASSISTANT

Born May 17, 1994, Castle Rock, Colo. Wide receiver Duke 2012-15. Pro wide receiver Jacksonville Jaguars 2017, San Francisco 49ers 2018. College coach: Northern Colorado 2020-22. Pro coach: Joined Dolphins in 2023.



KOLBY SMITH
OFFENSIVE ASSISTANT

Born Dec. 15, 1984, Tallahassee, Fla. Running back Louisville 2003-06. Pro running back Kansas City Chiefs 2007-09, Denver Broncos 2010, Jacksonville Jaguars 2010. College coach: Arkansas 2012, Western Kentucky 2013, Louisville 2014-18, Rutgers 2019. Pro coach: Joined Dolphins in 2020.



ERIC STOVESVILLE
ASSOC. HEAD COACH/RBs

Born May 29, 1967, Madison, Wisc. Defensive back Wisconsin Whitewater 1985-88. No pro playing experience. College coach: Wingate 1994, Kent State 1995-96. Pro coach: Chicago Bears 1997-2000, New York Giants 2001-03, Buffalo Bills 2004-09, Denver Broncos 2010-17 (interim head coach, four games in 2010). Joined Dolphins in 2018.



WES WELKER
WIDE RECEIVERS

Born May 1, 1981, Oklahoma City, Okla. Wide receiver Texas Tech 2000-03. Pro wide receiver San Diego Chargers 2004, Miami Dolphins 2004-06, New England Patriots 2007-12, Denver Broncos 2013-14, St. Louis Rams 2015. Pro coach: Houston Texans 2017-18, San Francisco 49ers 2019-21. Joined Dolphins in 2022.



2023 MIAMI DOLPHINS DEFENSIVE COACHES



VIC FANGIO
DEFENSIVE COORDINATOR

Born Aug. 22, 1958, Dunmore, Pa. Attended East Stroudsburg. No college or pro playing experience. College coach: North Carolina 1983, Stanford 2010. Pro coach: Philadelphia/Baltimore Stars (USFL) 1984-85, New Orleans Saints 1986-94, Carolina Panthers 1995-98, Indianapolis Colts 1999-2001, Houston Texans 2002-05, Baltimore Ravens 2006-09, San Francisco 49ers 2011-14, Chicago Bears 2015-18, Denver Broncos (head coach) 2019-21, Philadelphia Eagles 2022. Joined Dolphins in 2023.



MATHIEU ARAUJO
ASSISTANT DEFENSIVE BACKS

Born April 22, 1993, Fall River, Mass. Defensive back Bridgewater State 2011-14. No pro playing experience. College coach: Springfield College 2016, Boston College 2017-18, Yale 2019-21. Pro coach: Joined Dolphins in 2022.



KENNY BAKER
ASSISTANT DEFENSIVE LINE

Born Sept. 3, 1986, Cartersville, Ga. Defensive lineman Gardner-Webb 2005-08. No pro playing experience. College coach: Berry College 2013, Mercer 2014-18, Chattanooga 2019, Western Kentucky 2020-22. Pro coach: Joined Dolphins in 2023.



ANTHONY CAMPANILE
LINEBACKERS

Born August 18, 1982, Fair Lawn, N.J. Linebacker/safety Rutgers 2001-04. No pro playing experience. College coach: Rutgers 2005, 2012-15, Boston College 2016-18, Michigan 2019. Pro coach: Joined Dolphins in 2020.



AUSTIN CLARK
DEFENSIVE LINE

Born August 3, 1990, Tampa, Fla. Defensive tackle California 2009-14. No pro playing experience. College coach: California, 2014-15, Southern California 2016-17, Illinois 2018-19. Pro coach: Joined Dolphins in 2020.



STEVE DONATELL
DEFENSIVE ASSISTANT

Born March 5, 1994, Lone Tree, Colo. Linebacker Wake Forest 2013-15, Western Kentucky 2016. No pro playing experience. College coach: Chattanooga 2018, Stanford 2019-21. Pro coach: Minnesota Vikings 2022. Joined Dolphins in 2023.



WADE HARMAN
SENIOR ASSISTANT

Born Oct. 1, 1963, Corydon, Iowa. No college or pro playing experience. Pro coach: Minnesota Vikings 1997-98, Baltimore Ravens 1999-2013, Atlanta Falcons 2014-18, Denver Broncos 2019-21. Joined Dolphins in 2023.



RENALDO HILL
PASS GAME COORD./SECONDARY

Born Nov. 12, 1978, Detroit, Mich. Defensive back Michigan State 1998-2000. Pro safety Arizona Cardinals 2001-04, Oakland Raiders 2005, Miami Dolphins 2006-08, Denver Broncos 2009-10. College coach: Wyoming 2012-13, Pittsburgh 2015-17. Pro coach: Miami Dolphins 2018, Denver Broncos 2019-20, Los Angeles Chargers 2021-22. Rejoined Dolphins in 2023.



JOE KASPER
DEFENSIVE ASSISTANT

Born Sept. 29, 1992, Mentor, Ohio. Attended Baldwin Wallace. No college or pro playing experience. College coach: John Carroll 2017, Duke 2018-20. Pro coach: Philadelphia Eagles 2021-22. Joined Dolphins in 2023.



SAM MADISON
CBs/PASS GAME SPECIALIST

Born April 23, 1974, Thomasville, Ga. Defensive back Louisville 1993-96. Pro cornerback Miami Dolphins 1997-2005, New York Giants 2006-08. No college coaching experience. Pro coach: Kansas City Chiefs 2019-21. Joined Dolphins in 2022.



RYAN SLOWIK
SENIOR DEFENSIVE ASSISTANT

Born December 27, 1980, Chicago, Ill. Safety Wisconsin Oshkosh 2002-03. College coach: Wisconsin-Oshkosh 2004, Tennessee 2017. Pro coach: Denver Broncos 2005-08, Arizona Cardinals 2009-2014, New York Jets 2015, Cleveland Browns 2016. Joined Dolphins in 2022.



2023 MIAMI DOLPHINS SPECIAL TEAMS COACHES



DANNY CROSSMAN

SPECIAL TEAMS COORDINATOR

Born January 17, 1967, El Paso, Texas. Defensive back Kansas 1985, Pittsburgh 1987-89. Pro defensive back Washington Redskins 1990, Detroit Lions 1991-92. College coach: U.S. Coast Guard Academy 1993, Western Kentucky 1994-96, Central Florida 1997-98, Georgia Tech 1999-2001, Michigan State 2002. Pro coach: Carolina Panthers 2003-09, Detroit Lions 2010-12, Buffalo Bills 2013-18. Joined Dolphins in 2019.



BRENDAN FARRELL

ASSISTANT SPECIAL TEAMS

Born April 8, 1978, Rochester, N.Y. Linebacker/safety Notre Dame 1996-99. No pro playing experience. College coach: Wayne State 2002-03, Middle Tennessee State 2004-05, LSU 2006-08, Northwestern State 2009-12, Alabama 2013-18. Pro coach: Joined Dolphins in 2019.



DAVE PULOKA

HEAD STRENGTH & CONDITIONING

Born January 12, 1979, Arlington, Mass. Linebacker Holy Cross 1997-2000. No pro playing experience. College coach: Stevens Institute of Technology 2005, Virginia 2006. Pro coach: Atlanta Falcons 2007. Joined Dolphins in 2008.




ADAM LACHANCE

ASST. STRENGTH & CONDITIONING

Born September 5, 1984, Rochester, New Hampshire. No college or pro playing experience. Pro coach: Joined Dolphins in 2015.





28

DEVON ACHANE

RUNNING BACK // 5-9 // 188 // TEXAS A&M '23
 ACQUIRED: D3, '23
 HOMETOWN: MISSOURI CITY, TEXAS // BORN: 10/13/01
 NFL: ROOKIE SEASON // DOLPHINS: ROOKIE SEASON

NFL CAREER

TRANSACTIONS:

- 3rd-round pick (84th overall) by Miami in the 2023 NFL Draft.

BEFORE THE NFL

COLLEGE (TEXAS A&M):

- 3-year letterman (2020-22) and 1-year starter.
- Also participated in track and field and became the first male Aggie since 2014 to earn All-American honors in the 100m and 200m. Also earned 1st-team All-American honors as a member of the 4x100m team.

CAREER: Played in 30 games with 11 starts; 369 carries for 2,376 yards (6.4 avg.) and 21 TDs; 65 receptions for 554 yards (8.5 avg.) and 5 TDs; 20 kickoff returns for 613 yards (30.6 avg.) and 2 TDs.

JUNIOR (2022): Started 10 games; 196 carries for 1,102 yards (5.6 avg.) and 8 TDs; 36 receptions for 196 yards (5.4 avg.) and 3 TDs; 11 kickoff returns for 312 yards (28.4 avg.) and 1 TD.

- 1st-team All-SEC at running back and all-purpose player.
- His 161.0 all-purpose yards per game led the SEC and ranked 4th nationally.

SOPHOMORE (2021): Played in all 12 games with 1 start; 130 carries for 910 yards (7.0 avg.) and 9 TDs; 24 receptions for 261 yards (10.9 avg.) and 1 TD; 9 kickoff returns for 301 yards (33.4 avg.)

and 1 TD.

- His 7.0 yards per carry led the SEC and ranked 11th nationally.
- His 11 total TDs led the team.

TRUE FRESHMAN (2020): Played in 8 games; 43 carries for 364 yards (8.5 avg.) and 4 TDs; 5 receptions for 97 yards (19.4 avg.) and 1 TD.

HIGH SCHOOL (FORT BEND MARSHALL HS – MISSOURI CITY, TEXAS)

- Finished his career with 185 carries for 2,097 yards (11.3 avg.) and 38 TDs along with 32 receptions for 694 yards (21.7 avg.) and 10 TDs.
- Also participated in track and field and was the 2020 Gatorade Texas Boys Track & Field Athlete of the Year.

SENIOR (2019):

- Touchdown Club of Houston Offensive Player of the Year.

OFF THE FIELD

PERSONAL:

- **PRONUNCIATION:** Name is pronounced duh-VON AY-chain.
- **MAJOR:** General studies.

DEVON ACHANE'S COLLEGE STATS

YEAR	TEAM	GP	GS	RUSHING					RECEIVING				
				ATT	YDS	AVG	LG	TD	REC	YDS	AVG	LG	TD
2020	TEXAS A&M	8	0	43	364	8.5	76	4	5	97	19.4	52	1
2021	TEXAS A&M	12	1	130	910	7.0	68	9	24	261	10.9	33	1
2022	TEXAS A&M	10	10	196	1,102	5.6	65	8	36	196	5.4	25	3
NCAA TOTALS		30	11	369	2,376	6.4	76	21	65	554	8.5	52	5



26

SALVON AHMED

RUNNING BACK // 5-11 // 197 // WASHINGTON '20
ACQUIRED: WAL., '20 (SF)
HOMETOWN: KIRKLAND, WASH. // BORN: 12/29/98
NFL: FOURTH SEASON // DOLPHINS: FOURTH SEASON

NFL CAREER

TRANSACTIONS:

- Signed to Miami's active roster on Oct. 9, 2020.
- Signed to Miami's practice squad on Sept. 6, 2020.
- Waived by Miami on Sept. 5, 2020.
- Awarded off waivers to Miami on Aug. 26, 2020.
- Waived by San Francisco on Aug. 25, 2020.
- Signed by San Francisco as an undrafted college free agent on May 1, 2020.

CAREER HIGHLIGHTS:

- Played in 30 career games with 4 starts.
- 141 carries for 532 yards (3.8 avg.) and 4 TDs.
- 24 receptions for 186 yards (7.8 avg.).
- 1 miscellaneous tackle.
- Appeared in 1 postseason game.

2022 (MIAMI):

- Played in 12 games.
- Dressed but did not play 3 games.
- Inactive for 2 games.
- 12 carries for 64 yards (5.3 avg.) and 1 TD.
- 1 reception for 8 yards.

VS. CLEVELAND (11/13): 3 carries for 11 yards (3.7 avg.).

AT BUFFALO (12/17): 6 carries for 43 yards (7.2 avg.) and 1 TD.

- Scored on an 11-yard TD run in the 2nd quarter.

VS. N.Y. JETS (1/8): 1 carry for 7 yards.

- Gained 7 yards on a 2nd-and-9 carry late in the game to improve Miami's field position before K Jason Sanders made the game-winning field goal.

POSTSEASON:

AFC WILD CARD AT BUFFALO (1/15): 5 carries for 3 yards (0.6 avg.); 3 receptions for 45 yards (15.0 avg.).

2021 (MIAMI):

- Played in 12 games.
- Inactive for 4 games.
- Dressed but did not play in 1 game.
- 54 carries for 149 yards (2.8 avg.).
- 12 receptions for 117 yards (9.8 avg.).
- 1 miscellaneous tackle.

VS. ATLANTA (10/24): 7 carries for 26 yards (3.7

avg.); 2 receptions for 26 yards (13.0 avg.).

VS. CAROLINA (11/28): 5 carries for 17 yards (3.4 avg.); 1 reception for 9 yards.

VS. N.Y. GIANTS (12/5): 8 carries for 23 yards (2.9 avg.).

2020 (SAN FRANCISCO/MIAMI):

- Played in 6 games with 4 starts with Miami.
- Inactive for 6 games with Miami.
- Promoted to active roster on Oct. 9.
- Spent 4 games on the practice squad with Miami.
- Awarded off waivers to Miami on Aug. 26.
- 75 carries for 319 yards (4.3 avg.) and 3 TDs with Miami.
- 11 receptions for 61 yards (5.5 avg.) with Miami.

AT ARIZONA (11/8): 7 carries for 38 yards (5.4 avg.).

- Made his NFL debut.

VS. L.A. CHARGERS (11/15): 21 carries for 85 yards (4.1 avg.) and 1 TD; 1 reception for 5 yards.

- Scored on a 1-yard TD run in the 1st quarter to give Miami a 7-0 lead.

VS. NEW ENGLAND (12/20): 23 carries for 122 yards (5.3 avg.) and 1 TD; 1 reception for 5 yards.

- Scored on a 1-yard TD run in the 3rd quarter to give Miami a 7-6 lead.
- His 122 rushing yards were a franchise record for undrafted rookies.

- Also caught a 2-point conversion in the 4th quarter.

BEFORE THE NFL

COLLEGE (WASHINGTON):

- 3-year letterman (2017-19) and 1-year starter.

CAREER: Played in 39 games with 16 starts; 353 carries for 2,016 yards (5.7 avg.) and 21 TDs; 50 receptions for 331 yards (6.6 avg.); 20 kickoff returns for 500 yards (25.0 avg.).

JUNIOR (2019): Started 12 games; 188 carries for 1,020 yards (5.4 avg.) and 11 TDs; 16 receptions for 84 yards (5.3 avg.); 5 kickoff returns for 116 yards (23.2 avg.).

- 3rd-team All-Pac 12.

SOPHOMORE (2018): Played in all 14 games with 3 starts; 104 carries for 608 yards (5.9 avg.) and 7 TDs; 21 receptions for 170 yards (8.1 avg.); 1 kickoff return for 31 yards.

TRUE FRESHMAN (2017): Played in all 13 games with 1 start; 61 carries for 388 yards (6.4 avg.) and

3 TDs; 13 receptions for 77 yards (5.9 avg.); 14 kickoff returns for 353 yards (25.2 avg.).

- Honorable mention All-Pac 12.

JUNIOR (2015): 1,800 rushing yards and 29 TDs.

- KingCo 3A/2A Offensive Player of the Year.
- All-state selection at defensive back.
- All-area.

HIGH SCHOOL (JUANITA HS – KIRKLAND, WASH.)

- Played running back and cornerback.
- SENIOR (2016):** 1,300 rushing yards and 13 TDs.
- KingCo 3A Offensive MVP.
 - All-state selection at defensive back.
 - All-area.

OFF THE FIELD

PERSONAL:

- **PRONUNCIATION:** Name is pronounced suh-VON OCK-med
- **MAJOR:** Education.

SALVON AHMED'S NFL REGULAR SEASON STATS

YEAR	TEAM	GP	GS	RUSHING				RECEIVING					
				ATT	YDS	AVG	LG	TD	REC	YDS	AVG	LG	TD
2020	MIAMI	6	4	75	319	4.3	31	3	11	61	5.5	13	0
2021	MIAMI	12	0	54	149	2.8	16	0	12	117	9.8	18	0
2022	MIAMI	12	0	12	64	5.3	11t	1	1	8	8.0	8	0
NFL TOTALS		30	4	141	532	3.8	31	4	24	186	7.8	18	0

SALVON AHMED'S NFL PLAYOFF STATS

YEAR	TEAM	GP	GS	RUSHING				RECEIVING					
				ATT	YDS	AVG	LG	TD	REC	YDS	AVG	LG	TD
2022	MIAMI	1	0	5	3	0.6	6	0	3	45	15.0	20	0
PLAYOFF TOTALS		1	0	5	3	0.6	6	0	3	45	15.0	20	0

ADDITIONAL STATS

2-Point Conversions: 1 reception in 2020.
Miscellaneous Tackles: 1 in 2021.

SINGLE-GAME CAREER HIGHS

Rushes: 23 vs. New England, 12/20/20
Rushing Yards: 122 vs. New England, 12/20/20
Longest Rush: 31 vs. New England, 12/20/20
Rushing TDs: 1 4 times, last: at Buffalo, 12/17/22
Receptions: 5 at Denver, 11/22/20
Receiving Yards: 45 at Buffalo, 1/15/23*
Longest Reception: 20 at Buffalo, 1/15/23*

* AFC Wild Card game

100-YARD RUSHING GAMES (1)

DATE	OPPONENT	ATT	YDS	AVG	LG	TD
12/20/20	NEW ENGLAND	23	122	5.3	31	1

2020 GAME-BY-GAME STATS (MIAMI)

DATE	OPPONENT	P/S	ATT	YDS	AVG	LG	TD
09/13	at New England		PRACTICE SQUAD				
09/20	BUFFALO		PRACTICE SQUAD				
09/24	at Jacksonville		PRACTICE SQUAD				
10/04	SEATTLE		PRACTICE SQUAD				
10/11	at San Francisco		INACTIVE				
10/18	N.Y. JETS		INACTIVE				
11/01	L.A. RAMS		INACTIVE				
11/08	at Arizona	1/0	7	38	5.4	19	0
11/15	N.Y. JETS	1/1	21	85	4.1	18	1
11/22	at Denver	1/1	12	43	3.6	14	0
11/29	at N.Y. Jets		INACTIVE				
12/06	CINCINNATI		INACTIVE				
12/13	KANSAS CITY		INACTIVE				
12/20	NEW ENGLAND	1/1	23	122	5.3	31	1
12/26	at Las Vegas	1/1	6	2	0.3	5	0
01/03	at Buffalo	1/0	6	29	4.8	16t	1
2020 TOTALS		6/4	75	319	4.3	31	3

2021 GAME-BY-GAME STATS (MIAMI)

DATE	OPPONENT	P/S	ATT	YDS	AVG	LG	TD
09/12	at New England	1/0	3	4	1.3	8	0
09/19	BUFFALO	1/0	6	17	2.8	8	0
09/26	at Las Vegas	1/0	0	0	0.0	-	0
10/03	INDIANAPOLIS	1/0	3	1	0.3	4	0
10/10	at Tampa Bay	1/0	2	5	2.5	4	0
10/17	at Jacksonville	1/0	7	22	3.1	5	0
10/24	ATLANTA	1/0	7	26	3.7	7	0
10/31	at Buffalo	1/0	7	22	3.1	12	0
11/07	HOUSTON	1/0	4	6	1.5	2	0
11/11	BALTIMORE	1/0	2	6	3.0	4	0
11/21	at N.Y. Jets		INACTIVE				
11/28	CAROLINA	1/0	5	17	3.4	16	0
12/05	N.Y. GIANTS	1/0	8	23	2.9	11	0
12/19	N.Y. JETS		DID NOT PLAY				
12/27	at New Orleans		INACTIVE				
01/02	at Tennessee		INACTIVE				
01/09	NEW ENGLAND		INACTIVE				
2021 TOTALS		12/0	54	149	2.8	16	0

2022 GAME-BY-GAME STATS (MIAMI)

DATE	OPPONENT	P/S	ATT	YDS	AVG	LG	TD
09/11	NEW ENGLAND		INACTIVE				
09/18	at Baltimore	1/0	0	0	0.0	-	0
09/25	BUFFALO		DID NOT PLAY				
09/29	at Cincinnati	1/0	0	0	0.0	-	0
10/09	at N.Y. Jets		INACTIVE				
10/16	MINNESOTA	1/0	0	0	0.0	-	0
10/23	PITTSBURGH	1/0	0	0	0.0	-	0
10/30	at Detroit	1/0	1	2	2.0	2	0
11/06	at Chicago	1/0	0	0	0.0	-	0
11/13	CLEVELAND	1/0	3	11	3.7	7	0
11/27	HOUSTON		DID NOT PLAY				
12/04	at San Francisco		DID NOT PLAY				
12/11	at L.A. Chargers	1/0	1	1	1.0	1	0
12/17	at Buffalo	1/0	6	43	7.2	11t	1
12/25	GREEN BAY	1/0	0	0	0.0	-	0
01/01	at New England	1/0	0	0	0.0	-	0
01/08	N.Y. JETS	1/0	1	7	7.0	7	0
2022 TOTALS		12/0	12	64	5.3	11t	1

DATE	OPPONENT	P/S	ATT	YDS	AVG	LG	TD
01/15	at Buffalo*	1/0	5	3	0.6	6	0

* AFC Wild Card game



33

ELI
APPLE

CORNERBACK // 6-1 // 203 // OHIO STATE '16
ACQUIRED: FA, '23
HOMETOWN: VOORHEES, N.J. // BORN: 8/9/95
NFL: EIGHTH SEASON // DOLPHINS: FIRST SEASON



NFL CAREER

TRANSACTIONS:

- Signed by Miami on July 30, 2023.
- Signed by Cincinnati on March 23, 2021.
- Released by Carolina on Oct. 27, 2020.
- Signed by Carolina on May 29, 2020.
- Traded from the N.Y. Giants to New Orleans on Oct. 23, 2018.
- 1st-round pick (10th overall) by the N.Y. Giants in the 2016 NFL Draft.

CAREER HIGHLIGHTS:

- Played in 88 career games with 78 starts.
- 332 tackles (273 solo), 5 interceptions, 51 passes defended, 3 forced fumbles and 7 fumble recoveries.
- 3 special teams tackles.
- 1 special teams fumble recovery.
- Started 10 postseason games – 1 with the N.Y. Giants, 2 with New Orleans and 7 with Cincinnati.

2022 (CINCINNATI):

- Started 15 games.
- Inactive for 1 game.
- Had 1 game cancelled.
- 49 tackles (35 solo) and 8 passes defended.

AT NEW ORLEANS (10/16): 6 tackles (3 solo).

AT TENNESSEE (11/27): 4 tackles (2 solo) and 2 passes defended.

AT TAMPA BAY (12/18): 7 tackles (5 solo) and 2 passes defended.

- Defended a pass on a 2-point conversion attempt with less than 1 minute remaining.

POSTSEASON:

AFC WILD CARD VS. BALTIMORE (1/15): 6 tackles (5 solo).

AFC DIVISIONAL AT BUFFALO (1/22): 6 tackles (5 solo) and 1 pass defended.

- Broke up a pass on 4th down at the Bengals' 16-yard line in the 4th quarter to end the possession.

AFC CHAMPIONSHIP AT KANSAS CITY (1/29): 6 tackles (5 solo).

2021 (CINCINNATI):

- Played in 16 games with 15 starts.
- Dressed but did not play 1 game.
- 49 tackles (38 solo), 2 interceptions and 10 passes defended.

AT PITTSBURGH (9/26): 8 tackles (4 solo) and 1 pass defended.

AT LAS VEGAS (11/21): 3 solo tackles, 1 interception, 1 pass defended and 1 fumble recovery.

- Intercepted a pass from QB Derek Carr with under 5 minutes remaining in the 4th quarter, which led to a Bengals TD to make it a 2-score game.

VS. PITTSBURGH (11/28): 2 solo tackles, 1 interception and 1 pass defended.

- Intercepted QB Ben Roethlisberger on Pittsburgh's 1st possession of the game, leading to a Bengals field goal.

POSTSEASON:

AFC WILD CARD VS. LAS VEGAS (1/15): 6 tackles (4 solo) and 1 pass defended.

AFC DIVISIONAL AT TENNESSEE (1/22): 3 tackles (2 solo) and 1 pass defended.

- Deflected a pass late in the 4th quarter that was intercepted by teammate Logan Wilson and set up the game-winning field goal.

AFC CHAMPIONSHIP AT KANSAS CITY (1/30): 7 tackles (6 solo).

- Tackled WR Tyreek Hill at the 1-yard line just before halftime to keep the Bengals within 11 points at the break.

SUPER BOWL LVI VS. L.A. RAMS (2/13): 5 tackles (3 solo) and 1 pass defended.

2020 (CAROLINA):

- Played in 2 games.
- Inactive for 2 games.
- Missed 3 games after being placed on injured reserve on Sept. 7 and being activated on Oct. 3.
- 4 tackles (3 solo).

VS. ARIZONA (10/4): Played but did not record any stats.

- Made his Panthers debut.

AT NEW ORLEANS (10/25): 4 tackles (3 solo).

2019 (NEW ORLEANS):

- Started 15 games.
- Inactive for 1 game.
- 58 tackles (53 solo), 4 passes defended and 1 forced fumble.

AT SEATTLE (9/22): 3 solo tackles and 1 forced fumble.

- Forced a fumble by RB Chris Carson that was scooped up by teammate Von Bell and returned

33 yards for a TD.

AT TAMPA BAY (11/17): 4 solo tackles and 2 passes defended.

AT ATLANTA (11/28): 9 tackles (8 solo).

POSTSEASON:

NFC WILD CARD VS. MINNESOTA (1/5): Inactive.

2018 (N.Y. GIANTS/NEW ORLEANS):

- Started 10 games with New Orleans.
- 52 tackles (42 solo), 2 interceptions, 9 passes defended and 1 fumble recovery with New Orleans.
- Traded from the N.Y. Giants to New Orleans on Oct. 23.
- Started 5 games with the N.Y. Giants.
- Inactive for 2 games with the N.Y. Giants.
- 22 tackles (20 solo), 5 passes defended, 1 forced fumble and 1 fumble recovery with the N.Y. Giants.
- 1 special teams tackle with the N.Y. Giants.

AT MINNESOTA (10/28): 9 solo tackles.

- Made his Saints debut just 6 days after being traded from the N.Y. Giants.

AT CINCINNATI (11/11): 3 solo tackles, 1 interception and 2 passes defended.

- Intercepted a pass from QB Andy Dalton that set up a Saints field goal in the 4th quarter.

AT CAROLINA (12/17): 3 tackles (2 solo), 1 interception and 2 passes defended.

- Intercepted a pass from QB Cam Newton in the end zone for a touchback near the end of the 1st half.

POSTSEASON:

NFC DIVISIONAL VS. PHILADELPHIA (1/13): 4 tackles (3 solo) and 1 pass defended.

NFC CHAMPIONSHIP VS. L.A. RAMS (1/20): 4 solo tackles.

2017 (N.Y. GIANTS):

- Played in 11 games with 7 starts.
- Inactive for 4 games.
- Suspended for 1 game.
- 49 tackles (41 solo), 8 passes defended and 2 fumble recoveries.

AT PHILADELPHIA (9/24): 5 tackles (3 solo) and 1 fumble recovery.

- Recovered a fumble by TE Zach Ertz in the 4th quarter, leading to a Giants TD.

AT DENVER (10/15): 5 solo tackles, 3 passes defended and 1 fumble recovery.

- Recovered a fumble by WR Demaryius Thomas in the 4th quarter.

VS. PHILADELPHIA (12/17): 9 tackles (7 solo).

2016 (N.Y. GIANTS):

- Played in 14 games with 11 starts.

- Inactive for 2 games.

- 49 tackles (41 solo), 1 interception, 7 passes defended, 1 forced fumble and 2 fumble recoveries.

- 2 special teams tackles.

- 1 special teams fumble recovery.

AT DALLAS (9/11): 4 solo tackles.

- Started in his NFL debut.

VS. CHICAGO (11/20): 7 tackles (5 solo) and 1 fumble recovery.

- Recovered a fumble on a punt return.

AT PITTSBURGH (12/4): 5 tackles (4 solo), 1 interception, 2 passes defended and 1 fumble recovery.

- Recovered a fumble by RB Le'Veon Bell in the 3rd quarter that led to a Giants TD.

- Recorded his 1st career interception late in the 3rd quarter off QB Ben Roethlisberger.

POSTSEASON:

NFC WILD CARD AT GREEN BAY (1/8): 4 solo tackles and 1 pass defended.

BEFORE THE NFL

COLLEGE (OHIO STATE):

- 2-year starter (2013-14).

CAREER: Played in all 28 games with 27 starts; 86 tackles (56 solo), 4 interceptions, 22 passes defended, 1 forced fumble and 2 fumble recoveries.

SOPHOMORE (2014): Started all 13 games; 33 tackles (23 solo), 1 interception, 9 passes defended and 1 fumble recovery.

- 2nd-team All-Big Ten.

REDSHIRT FRESHMAN (2013): Played in all 15 games with 14 starts; 53 tackles (33 solo), 3 interceptions, 13 passes defended, 1 forced fumble and 1 fumble recovery.

- Freshman All-American.

- Helped his team win the College Football Playoff National Championship and had an interception in the victory over Oregon.
- Redshirted in 2012.

HIGH SCHOOL (EASTERN REGIONAL HS – VOORHEES, N.J.)

- Played cornerback and wide receiver.

SENIOR (2011): 45 tackles, 2 interceptions, 19 passes defended and 3 forced fumbles; 39 receptions for 770 yards (19.7 avg.) and 4 TDs; 1 blocked kick.

- All-American.

ELI APPLE'S NFL REGULAR SEASON STATS

YEAR	TEAM	GP	GS	TACKLES					INTERCEPTIONS					FUMBLES	
				TOT	SOLO	ASST	SK	YDS	INT	YDS	LG	TD	PD	FF	FR
2016	N.Y. GIANTS	14	11	49	41	8	0.0	0.0	1	0	0	0	7	1	2
2017	N.Y. GIANTS	11	7	49	41	8	0.0	0.0	0	0	0	0	8	0	2
2018	N.Y. GIANTS	5	5	22	20	2	0.0	0.0	0	0	-	0	5	1	1
	NEW ORLEANS	10	10	52	42	10	0.0	0.0	2	29	29	0	9	0	1
2019	NEW ORLEANS	15	15	58	53	5	0.0	0.0	0	0	0	0	4	1	0
2020	CAROLINA	2	0	4	3	1	0.0	0.0	0	0	0	0	0	0	0
2021	CINCINNATI	16	15	49	38	11	0.0	0.0	2	50	50	0	10	0	1
2022	CINCINNATI	15	15	49	35	14	0.0	0.0	0	0	0	0	8	0	0
NFL TOTALS		88	78	332	273	59	0.0	0.0	5	79	50	0	51	3	7

ELI APPLE'S NFL PLAYOFF STATS

YEAR	TEAM	GP	GS	TACKLES					INTERCEPTIONS					FUMBLES	
				TOT	SOLO	ASST	SK	YDS	INT	YDS	LG	TD	PD	FF	FR
2016	N.Y. GIANTS	1	1	4	4	0	0.0	0.0	0	0	0	0	1	0	0
2018	NEW ORLEANS	2	2	8	7	1	0.0	0.0	0	0	0	0	1	0	0
2021	CINCINNATI	4	4	21	15	6	0.0	0.0	0	0	0	0	3	0	0
2022	CINCINNATI	3	3	18	15	3	0.0	0.0	0	0	0	0	1	0	0
PLAYOFF TOTALS		10	10	51	41	10	0.0	0.0	0	0	0	0	6	0	0

ADDITIONAL STATS

Special Teams Tackles: (N.Y. Giants) 2 in 2016, 1 in 2018 for total of 3.

Special Teams Fumble Recoveries: (N.Y. Giants) 1 in 2016.

SINGLE-GAME CAREER HIGHS

Tackles: 10 vs. Atlanta, 11/22/18
Interceptions: 1 5 times, last: vs. Pittsburgh, 11/28/21
Passes Defensed: 3 vs. Philadelphia, 10/11/18
Forced Fumbles: 1 3 times, last: at Seattle, 9/22/19
Fumble Recoveries: 1 7 times, last: at Las Vegas, 11/21/21



72

TERRON ARMSTEAD

TACKLE // 6-5 // 305 // ARKANSAS PINE-BLUFF '13
ACQUIRED: UFA, '22 (NO)
HOMETOWN: CAHOKIA, ILL. // BORN: 7/23/91
NFL: 11TH SEASON // DOLPHINS: SECOND SEASON



PRO BOWL 2018, 2019, 2020, 2022



2018, 2019, 2020,
2021, 2022, 2023

NFL CAREER

TRANSACTIONS:

- Signed by Miami as an unrestricted free agent from New Orleans on March 24, 2022.
- 3rd-round pick (75th overall) by New Orleans in the 2013 NFL Draft.

CAREER HONORS:

- No. 83 on the NFL Network Top 100 list in 2023.
- 2022 Pro Bowl selection.
- 2022 PFWA All-AFC.
- No. 79 on the NFL Network Top 100 list in 2021.
- 2020 Ed Block Courage Award (New Orleans recipient).
- 2020 Pro Bowl selection.
- 2019 Pro Bowl selection.
- 2019 Walter Payton Man of the Year Nominee (New Orleans).
- 2018 Pro Bowl selection.
- 2018 2nd-team All-Pro.
- Ford Tough Offensive Line of the Week (at Cincinnati, 11/11/18).

CAREER HIGHLIGHTS:

- Played in 110 career games with 106 starts at left tackle.
- 3 miscellaneous tackles.
- 2 miscellaneous fumble recoveries.
- Started 10 postseason games – 9 with New Orleans and 1 with Miami.
- Is a 6-time team captain (2018-23).

2023 (MIAMI):

HONORS:

- No. 83 on the NFL Network Top 100 list.

2022 (MIAMI):

- Started 13 games at left tackle.
- Inactive for 4 games.
- Served as a team captain.

AT BALTIMORE (9/18):

- Helped the Dolphins overcome a 21-point fourth-quarter deficit and post 547 total yards in the win.

AT DETROIT (10/30):

- Helped the Dolphins total 476 yards of offense in the come-from-behind victory.

VS. CLEVELAND (11/13):

- Helped the offense total 491 yards and 39 points while not allowing QB Tua Tagovailoa to get sacked.

PRO BOWL:

- Selected to start the Pro Bowl for the 4th time in his career.
- Became the 1st Dolphins offensive lineman selected to the Pro Bowl since 2015 (Branden Albert).

HONORS:

- PFWA All-AFC

POSTSEASON:

AFC WILD CARD AT BUFFALO (1/15):

- Started at left tackle.

2021 (NEW ORLEANS):

- Started 8 games at left tackle.
- Inactive for 9 games.
- 1 miscellaneous tackle.
- Served as a team captain.

AT CAROLINA (9/19):

- Appeared in his 100th career NFL game (regular season and playoffs).

VS. ATLANTA (10/7):

- Started his 100th career NFL game (regular season and playoffs).

AT N.Y. JETS (12/12):

- Helped block for a ground attack that gained 203 yards including 120 from RB Alvin Kamara.

HONORS:

- No. 79 on the NFL Network Top 100 list.

2020 (NEW ORLEANS):

- Started 14 games at left tackle.
- Spent 2 games on the Reserve/COVID-19 list.
- Served as a team captain.

AT TAMPA BAY (11/8):

- Protected QB Drew Brees who completed 26-of-32 passing for 222 yards and 4 TDs for a QB rating of 135.2.

VS. ATLANTA (11/22):

VS. MINNESOTA (12/25):

- Paved the way for RB Alvin Kamara to rush for 155 yards and tie an NFL record with 6 rushing TDs.
- Protected QB Drew Brees and QB Taysom Hill as the team did not allow a sack.

POSTSEASON:

NFC WILD CARD VS. CHICAGO (1/10):

- Started at left tackle.

NFC DIVISIONAL VS. TAMPA BAY (1/17): Started at left tackle.

PRO BOWL:

- Selected to start the Pro Bowl for the 3rd-straight time in his career.

HONORS:

- Ed Block Courage Award (New Orleans recipient).

2019 (NEW ORLEANS):

- Started 15 games at left tackle.
- Inactive for 1 game.
- 1 miscellaneous fumble recovery.
- Served as a team captain.

VS. ARIZONA (10/27): Started at left tackle.

- Paved the way for RB Latavious Murray to rush for 102 yards and 1 TD.
- Protected QB Drew Brees as the team did not allow a sack.

VS. INDIANAPOLIS (12/16): Started at left tackle.

- Protected QB Drew Brees as the team did not allow a sack.
- Brees was 29-of-30 passing (96.7 pct.) for 307 yards and 4 TDs for a QB rating of 148.9.
- Helped Brees break the NFL record for career TD passes with 540.

AT CAROLINA (12/29): Started at left tackle.

- Protected QB Drew Brees as the team did not allow a sack.

POSTSEASON:

NFC WILD CARD VS. MINNESOTA (1/5): Started at left tackle.

PRO BOWL:

- Selected to start the Pro Bowl for the 2nd-straight time in his career.

HONORS:

- Walter Payton Man of the Year nominee (New Orleans).

2018 (NEW ORLEANS):

- Started 10 games at left tackle.
- Inactive for 6 games.
- Served as a team captain.

AT N.Y. GIANTS (9/30): Started at left tackle.

- Paved the way for RB Alvin Kamara to rush for 134 yards and 3 TDs.

VS. WASHINGTON (10/8): Started at left tackle.

- Protected QB Drew Brees, who completed 26-of-29 passes (89.7 pct.) for 363 yards and 3 TDs.
- Helped Brees break the NFL all-time record for passing yards with 71,940 in the 2nd quarter.

AT CINCINNATI (11/11): Started at left tackle.

- Protected QB Drew Brees as the team did not allow a sack.
- Brees completed 22-of-25 passing (88.0 pct.) and 3 TDs for a QB rating of 150.4.
- Blocked for a running game that had 47 carries for 244 yards (5.2 avg.) and 3 TDs including 104 yards from RB Mark Ingram.

POSTSEASON:

NFC DIVISIONAL VS. PHILADELPHIA (1/13): Started at left tackle.

- Protected QB Drew Brees as he completed 28-of-38 passing (73.7 pct.) for 301 yards and 2 TDs for a passer rating of 103.1.

NFC CHAMPIONSHIP VS. L.A. RAMS (1/20): Started at left tackle.

PRO BOWL:

- Selected to start the Pro Bowl for the 1st time in his career.

HONORS:

- 2nd-team All-Pro.
- Ford Tough Offensive Line of the Week (at Cincinnati, 11/11).

2017 (NEW ORLEANS):

- Started 10 games at left tackle.
- Inactive for 5 games.
- Dressed but did not play in 1 game.

VS. DETROIT (10/15): Started at left tackle.

- Protected QB Drew Brees as the team did not allow a sack.

VS. BUFFALO (11/12): Started at left tackle.

- Protected QB Drew Brees as the team did not allow a sack.
- Helped block for a ground attack that gained 298 yards and 6 TDs including 131 yards and 3 TDs from RB Mark Ingram and 106 yards and 1 TD from RB Alvin Kamara.

VS. N.Y. JETS (12/17): Started at left tackle.

- Protected QB Drew Brees as the team did not allow a sack.

POSTSEASON:

NFC WILD CARD VS. CAROLINA (1/7): Started at left tackle.

- Protected QB Drew Brees as he completed 23-of-33 passing (69.7 pct.) for 376 yards and 2 TDs for a passer rating of 115.2.

NFC DIVISIONAL AT MINNESOTA (1/14): Started at left tackle.

2016 (NEW ORLEANS):

- Started 7 games at left tackle.
- Inactive for 6 games.
- Missed the rest of the regular season after being placed on injured reserve on Dec. 14.

VS. SEATTLE (10/30): Started at left tackle.

VS. L.A. RAMS (11/27): Started at left tackle.

- Protected QB Drew Brees who completed 28-of-36 passing (77.8 pct.) for 310 yards and 4 TDs for a QB rating of 139.6.
- Helped block for a ground attack that gained 209 yards and 2 TDs including 146 yards and 1 TD from RB Mark Ingram.

2015 (NEW ORLEANS):

- Started 13 games at left tackle.
- Inactive for 3 games.

VS. N.Y. GIANTS (11/1): Started at left tackle.

- Protected QB Drew Brees as the team did not allow a sack.
- Brees completed 39-of-50 passing (78.0 pct.) for 505 yards and a career-high 7 TDs for a QB rating of 131.7.

AT TAMPA BAY (12/13): Started at left tackle.

VS. JACKSONVILLE (12/27): Started at left tackle.

- Protected QB Drew Brees as he completed 25-of-36 passing (69.4 pct.) for 412 yards and 3 TDs for a QB rating of 135.4.

2014 (NEW ORLEANS):

- Started 14 games at left tackle.
- Inactive for 2 games.

VS. MINNESOTA (9/21): Started at left tackle.

VS. GREEN BAY (10/26): Started at left tackle.

- Paved the way for RB Mark Ingram to rush for 172 yards and 1 TD.

AT PITTSBURGH (11/30): Started at left tackle.

- Protected QB Drew Brees as he completed 19-of-27 passing (70.4 pct.) for 257 yards and 5 TDs for a QB rating of 140.0.

2013 (NEW ORLEANS):

- Played in 6 games with 2 starts at left tackle.
- Inactive for 10 games.

VS. ARIZONA (9/22): Played but did not record any stats.

- Made his NFL debut.

AT CAROLINA (12/22): Started at left tackle.

- Made his first career start.

VS. TAMPA BAY (12/29): Started at left tackle.

- Protected QB Drew Brees as he completed 24-of-31 passing (77.4 pct.) for 381 yards and 4TDs for a QB rating of 157.4.

POSTSEASON:

NFC WILD CARD AT PHILADELPHIA (1/11): Started at left tackle.

- Protected QB Drew Brees as he completed 23-of-33 passing (69.7 pct.) for 376 yards and 2 TDs for a passer rating of 115.2.

NFC DIVISIONAL AT SEATTLE (1/11): Started at left tackle.

BEFORE THE NFL

COLLEGE (ARKANSAS PINE-BLUFF):

- 4-year starter (2009-12).
- Also competed in track & field.

CAREER: Played in 37 games with 32 starts at left tackle.

SENIOR (2012): Started all 12 games at left tackle.

- 1st-team All-American.
- 1st-team All-SWAC.

JUNIOR (2011): Started 10 games at left tackle.

- 1st-team All-SWAC.

SOPHOMORE (2010): Started 10 games at left

tackle.

- 1st team All-SWAC.

TRUE FRESHMAN (2009): Played in 5 games.

HIGH SCHOOL (CAHOKIA HS – CAHOKIA, ILL.)

- Also participated in track & field, where he earned a state title.

SENIOR (2008):

- All-Southern Seven Conference.
- All-Class 5A.
- Belleville News-Democrat Class 1A-2A Track and Field Athlete of the Year.

OFF THE FIELD

COMMUNITY:

2022:

- Opened the Team Armstead Community Center in his hometown of Cahokia, Illinois. Developed a business curriculum to educate and inspire youth.
- Partnered with the North Miami Beach Police Athletic League to host a Thanksgiving meal distribution.

2020:

- Partnered with the Scholars Education Center to open a location in Metairie, Louisiana that provides students of all ages with a space for empowerment, growth and access to impactful educational resources.

2019:

- Hosted a "Day of Sport" event in the Ochsner Sports Performance Center indoor field, putting over 200 children through various fitness and yoga drills.
- Co-hosted an event to benefit Team Gleason and Son of a Saint with A.J. Klein.

2016:

- Participated in "Greasing of the Poles" event to commemorate the start of Mardi Gras.
- Played in Tim Lelito's charity softball game.

PERSONAL:

- **PRONUNCIATION:** First name is pronounced tuh-RON.
- **MAJOR:** Industrial technology engineering.

TERRON ARMSTEAD'S NFL REGULAR SEASON STATS

GAMES/STARTS: (New Orleans) 2013: 6/2, 2014: 14/14, 2015: 13/13, 2016: 7/7, 2017: 10/10, 2018: 10/10, 2019: 15/15, 2020: 14/14, 2021: 8/8, (Miami) 2022: 13/13 **NFL TOTALS: 110/106**

TERRON ARMSTEAD'S NFL PLAYOFF STATS

GAMES/STARTS: (New Orleans) 2013: 2/2, 2017: 2/2, 2018: 2/2, 2019: 1/1, 2020: 2/2, (Miami) 2022: 1/1 **PLAYOFF TOTALS: 10/10**

ADDITIONAL STATS

Miscellaneous Tackles: 1 in 2015, 1 in 2017, 1 in 2021 for total of 3 (P-2).

Miscellaneous Fumble Recoveries: 1 in 2017, 1 in 2019 for total of 2.



NFL CAREER

TRANSACTIONS:

- Signed by Miami on March 17, 2023.
- Released by New England on March 10, 2023.
- 5th-round pick (163rd overall) by New England in the 2019 NFL Draft.

CAREER HONORS:

- 2020 1st-team All-Pro.
- 2020 Pro Bowl selection.
- 2020 PFWA All-AFC.
- AFC Special Teams Player of the Week (at Philadelphia, 11/17/19).
- AFC Special Teams Player of the Week (vs. N.Y. Jets, 9/22/19).

CAREER HIGHLIGHTS:

- Played in 58 career games.
- 222 punts for 10,189 yards (45.9 avg.) and a 40.9 net average.
- 5 special teams tackles (4 solo).
- Appeared in 2 postseason games with New England.
- Led the NFL in net punt avg. in 2020:

2020 NFL NET PUNT AVERAGE LEADERS (min. 40 punts)

PLAYER	TEAM	AVG
1. JAKE BAILEY	NEW ENGLAND	45.6
2. Jack Fox	Detroit	44.8
3. Michael Dickson	Seattle	44.4
4. Tress Way	Washington	44.3
5. Corey Bojorquez	Buffalo	44.0

- Holds 2 of the Patriots' top 5 single-season net punt averages, including the team record set in 2020:

PATRIOTS SINGLE-SEASON NET PUNT AVG. LEADERS (min. 40 punts)

PLAYER	YEAR	AVG
1. JAKE BAILEY	2020	45.6
2. Zoltan Mesko	2011	41.5
3. Ryan Allen	2016	41.4
4. JAKE BAILEY	2019	41.3
5. Ryan Allen	2017	40.5

- His 71 punt return yards allowed in 2020 were the fewest in Patriots history and the 7th-fewest in NFL history.

2022 (NEW ENGLAND):

- Played in 9 games.
- Missed the rest of the season after being placed on injured reserve on Nov. 19.
- 37 punts for 1,557 yards (42.1 avg.) and a 35.3 net average.
- 2 solo special teams tackles.

AT MIAMI (9/11): 3 punts for 118 yards (39.3 avg.) and a 39.3 net average.

- Pinned all 3 of his punts inside the 20.

VS. DETROIT (10/9): 2 punts for 101 yards (50.5 avg.) and a 42.5 net average.

2021 (NEW ENGLAND):

- Played in all 17 games.
- 49 punts for 2,316 yards (47.3 avg.) and a 39.6 net average.

AT N.Y. JETS (9/19): 5 punts for 219 yards (43.8 avg.) and a 42.6 net average.

- Pinned 4 of his 5 punts inside the 20.

AT CAROLINA (11/7): 3 punts for 152 yards (50.7 avg.) and a 42.7 net average.

- Pinned 2 of his 3 punts inside the 20.

AT ATLANTA (11/18): 4 punts for 193 yards (48.3 avg.) and a 45.5 net average.

- Pinned 3 of his 4 punts inside the 20.

POSTSEASON:

AFC WILD CARD AT BUFFALO (1/15): 3 punts for 142 yards (47.3 avg.) and a 29.3 net average.

2020 (NEW ENGLAND):

- Played in all 16 games.
- 55 punts for 2,678 yards (48.7 avg.) and a 45.6 net average.
- His 45.6 net punt average led the NFL and was the best single-season net punt average in Patriots history.
- His 71 punt return yards allowed were the fewest in Patriots history and the 7th-fewest in NFL history.

AT KANSAS CITY (10/5): 3 punts for 157 yards (52.3 avg.) and a 52.3 net average.

- Pinned all 3 punts inside the 20.

AT L.A. RAMS (12/10): 6 punts for 310 yards (51.7 avg.) and a 50.3 net average.

- Pinned 4 of 6 punts inside the 20.

VS. BUFFALO (12/28): 7 punts for 362 yards (51.7 avg.) and a 48.1 net average.

- Pinned 4 of 7 punts inside the 20.

PRO BOWL:

- Selected to start the Pro Bowl for the 1st time in his career.

HONORS:

- 1st-team All-Pro.
- PFWA All-AFC.

2019 (NEW ENGLAND):

- Played in all 16 games.
- 81 punts for 3,638 yards (44.9 avg) and a 41.3 net average.
- His 36 punts inside the 20 were a franchise record.
- His 41.3 net punt avg. ranks 4th in Patriots history.

VS. PITTSBURGH (9/8): 3 punts for 123 yards (41.0 avg.) and a 41.0 net average.

- Made his NFL debut.

VS. N.Y. JETS (9/22): 7 punts for 310 yards (44.3 avg) and a 41.4 net average.

- Pinned 5 of 7 punts inside the 20.

AT PHILADELPHIA (11/17): 8 punts for 381 yards (47.6 avg.) and a 46.0 net average.

POSTSEASON:

AFC WILD CARD VS. TENNESSEE (1/4): 5 punts for 230 yards (46.0 avg.) and a 38.0 net average.

HONORS:

- AFC Special Teams Player of the Week (vs. N.Y. Jets, 9/22).
- AFC Special Teams Player of the Week (at Philadelphia, 11/17).

CAREER: Played in 52 games; 185 punts for 8,105 yards (43.8 avg.) and 76 inside the 20; 1 carry for 17 yards.

- His 43.8 career punt avg. was the best in school history.

SENIOR (2018): Played in all 13 games; 68 punts for 2,996 yards (44.1 avg.).

- 2nd-team All-Pac 12.
- His 44.1 punt average was 4th-best in school history.

JUNIOR (2017): Played in all 14 games; 57 punts for 2,586 yards (45.4 avg.); 1 carry for 17 yards.

- 2nd-team All-Pac 12.
- His 45.4 punt average led the Pac-12 and ranked 7th nationally.

SOPHOMORE (2016): Played in all 13 games; 50 punts for 2,176 yards (43.5 avg.).

- Honorable mention All-Pac 12.

TRUE FRESHMAN (2015): Played in 12 games; 10 punts for 347 yards (34.7 avg.).

HIGH SCHOOL (SANTA FE CHRISTIAN – SOLANA BEACH, CALIF.)

- Also lettered in soccer and track and field.
- Set school record in the long jump (21-4).

SENIOR (2014): 12-of-16 field goals (75.0 pct.) and 26-of-27 PATs (96.3 pct.); 44.1 gross punt avg.

- 2nd-team all-state.

OFF THE FIELD

PERSONAL:

- **MAJOR:** Science, technology and society.

BEFORE THE NFL

COLLEGE (STANFORD):

- 4-year letterman (2015-18).

JAKE BAILEY'S NFL REGULAR SEASON STATS

YEAR	TEAM	GP	PUNT	YDS	AVG	LG	OPP RET	YDS	NET AVG	TB	IN 20
2019	NEW ENGLAND	16	81	3638	44.9	65	175	41.3	6	36	
2020	NEW ENGLAND	16	55	2678	48.7	71	71	45.6	5	31	
2021	NEW ENGLAND	17	49	2316	47.3	71	138	39.6	6	23	
2022	NEW ENGLAND	9	37	1557	42.1	62	152	35.3	5	12	
NFL TOTALS		58	222	10189	45.9	71	536	41.5	22	102	

JAKE BAILEY'S NFL PLAYOFF STATS

YEAR	TEAM	GP	PUNT	YDS	AVG	LG	OPP RET	YDS	NET AVG	TB	IN 20
2019	NEW ENGLAND	1	5	230	46.0	61	0	38.0	2	2	
2021	NEW ENGLAND	1	3	142	47.3	53	54	29.3	0	2	
PLAYOFF TOTALS		2	8	372	46.5	61	54	34.8	2	4	

ADDITIONAL STATS

Special Teams Tackles: (New England) 1 in 2019, 2 in 2020, 2 in 2022 for total of 5.

SINGLE-GAME CAREER HIGHS

Punts:	9	at Buffalo, 9/29/19
Punt Yards:	435	at Buffalo, 9/29/19
Punts Inside the 20:	6	at Philadelphia, 11/17/19
Longest Punt:	71	Twice, last: at Buffalo, 12/6/21



55

JEROME BAKER

LINEBACKER // 6-2 // 225 // OHIO STATE '18
 ACQUIRED: D3, '18
 HOMETOWN: CLEVELAND, OHIO // BORN: 12/25/96
 NFL: SIXTH SEASON // DOLPHINS: SIXTH SEASON



NFL CAREER

TRANSACTIONS:

- 3rd-round pick (73rd overall) by Miami in the 2018 NFL Draft.

CAREER HONORS:

- 2021 Walter Payton Man of the Year Nominee.
- AFC Defensive Player of the Month (December 2021).

CAREER HIGHLIGHTS:

- Played in 81 career games with 70 starts.
- 503 tackles (327 solo), 21.0 sacks, 3 interceptions, 18 passes defended and 6 forced fumbles; 1 interception return for a TD.
- 1 punt return for 0 yards (0.0 avg).
- 5 special teams tackles (3 solo).
- Started 1 postseason game.
- Led the Dolphins in tackles in 3 consecutive seasons from 2019-21.
- Became the 1st Dolphin since at least 2000 to record 500+ tackles in the 1st 5 years of his career.
- His 503 career tackles are 6th among his draft class.

MOST CAREER TACKLES (2018 DRAFT CLASS)

PLAYER	TM	TOT	SOLO	ASST
1. Roquan Smith	Chi/Bal.	692	450	242
2. Foye Oluokun	Atl./Jax.	638	395	243
3. Fred Warner	SF	633	410	223
4. Tremaine Edmunds	Buf.	565	359	206
5. Shaquille Leonard	Ind.	549	351	198
6. JEROME BAKER	MIA.	503	327	176
7. Jessie Bates	Cin.	477	325	152
8. Rashaan Evans	Ten./Atl.	476	282	194
9. Minkah Fitzpatrick	Pit.	446	293	153
10. Leighton Vander Esch	Dal.	437	279	158

- His 124 tackles in 2019 were 14th in the NFL.
- His 76 tackles in 2018 were 7th among rookie linebackers.
- Served as a team captain in 2019.

2022 (MIAMI):

- Started all 17 games.
- 100 tackles (66 solo), 4.0 sacks, 4 passes defended and 1 forced fumble.

VS. BUFFALO (9/25): 13 tackles (9 solo), 0.5 sack

and 1 pass defended.

VS. HOUSTON (11/27): 4 tackles (3 solo), 1.0 sack and 1 forced fumble.

- Strip-sacked QB Kyle Allen on a 3rd-and-13 play in the 4th quarter to force a punt.

AT L.A. CHARGERS (12/11): 11 tackles (6 solo) and 1.0 sack.

- Sacked QB Justin Herbert in the 3rd quarter.

POSTSEASON:

AFC WILD CARD AT BUFFALO (1/15): 7 tackles, (4 solo) and 1.0 sack.

- Sacked QB Josh Allen for a loss of 7 yards on 2nd-and-8 in the 1st quarter.

2021 (MIAMI):

- Started 16 games.
- Inactive for 1 game.
- 92 tackles (62 solo), 5.5 sacks, 1 interception, 4 passes defended and 1 forced fumble.

VS. HOUSTON (11/7): 7 tackles (5 solo), 1 interception and 1 pass defended.

- Intercepted QB Tyrod Taylor in the 2nd quarter.

VS. N.Y. JETS (12/19): 7 tackles (4 solo) and 2.0 sacks.

- Sacked QB Zach Wilson for a loss of 9 yards in the 2nd quarter.
- Sacked QB Zach Wilson for a loss of 10 yards on 3rd-and-12 in the 4th quarter to force a punt.

AT NEW ORLEANS (12/27): 6 tackles (5 solo) and 1.5 sacks.

- Sacked QB Ian Book for a loss of 7 yards on 3rd-and-6 in the 1st quarter.
- Split a sack of QB Ian Book with S Jevon Holland for a loss of 12 yards in the 4th quarter.

AT TENNESSEE (1/2): 7 tackles (6 solo) and 1.0 sack.

- Sacked QB Ryan Tannehill for a loss of 10 yards on 3rd-and-6 in the 3rd quarter.

HONORS:

- Walter Payton Man of the Year Nominee.
- AFC Defensive Player of the Month (December).

2020 (MIAMI):

- Played in all 16 games with 11 starts.
- 111 tackles (69 solo), 7.0 sacks, 3 passes defended and 2 forced fumbles.
- 1 solo special teams tackle.

AT NEW ENGLAND (9/13): 16 tackles (12 solo), 1.0 sack and 1 forced fumble.

- Sacked QB Cam Newton for a loss of 9 yards in

the 1st quarter.

- His 16 tackles were the most by a Dolphins player since 2014.

AT SAN FRANCISCO (10/11): 7 tackles (6 solo) and 1.0 sack; 1 solo special teams tackle.

- Sacked QB C.J. Beathard for a loss of 9 yards in the 3rd quarter.

VS. KANSAS CITY (12/13): 9 tackles (5 solo) and 2.5 sacks.

- Sacked QB Patrick Mahomes for a loss of 30 yards on 3rd-and-12 in the 1st quarter.
- Sacked QB Patrick Mahomes again in the 2nd quarter for a loss of 5 yards.
- Split a sack with DT Christian Wilkins of QB Patrick Mahomes on 3rd-and-6 in the 4th quarter.
- His 30-yard sack is the longest in Dolphins history and longest in the NFL since 2015.
- Became 1st NFL player to record at least 2.5 sacks in one game against QB Patrick Mahomes.

2019 (MIAMI):

- Played in 16 games with 15 starts.
- 124 tackles (74 solo), 1.5 sacks, 1 interception, 4 passes defended and 2 forced fumbles.
- 1 solo special teams tackle.
- His 124 tackles (74 solo) were 14th in the NFL and 1st among all players in the 2018 draft class.
- Served as a team captain.

AT INDIANAPOLIS (11/10): 8 tackles (7 solo), 1.0 sack and 1 forced fumble.

- Strip-sacked QB Brian Hoyer on 2nd-and-13 in the 2nd quarter, moving the Colts out of field goal range.

AT N.Y. GIANTS (12/15): 12 tackles (6 solo), 1 interception and 1 pass defended.

- Intercepted QB Eli Manning in the 3rd quarter.

VS. CINCINNATI (12/22): 12 tackles (7 solo), 0.5 sacks and 1 pass defended.

- Sacked QB Andy Dalton on a 3rd-and-10 in the 1st quarter.

2018 (MIAMI):

- Played in all 16 games with 11 starts.
- 76 tackles (56 solo), 3.0 sacks, 1 interception and 3 passes defended; 1 interception return for a TD.
- 1 punt return for 0 yards (0.0 avg.).
- 3 special teams tackles (1 solo).
- His 76 tackles were 7th among rookie linebackers.

AT CINCINNATI (10/7): 6 solo tackles and 2.0 sacks; 1 assisted special teams tackle.

- Sacked QB Andy Dalton on third-and-10 for a loss of 9 yards in the 3rd quarter, forcing Cincinnati to punt.
- Sacked QB Andy Dalton again on third-and-1 for a loss of 10 yards in the 3rd quarter, holding Cincinnati to a field goal.
- The last Dolphins rookie to have 2.0 sacks in a game was DE Olivier Vernon on 10/14/12 vs. St. Louis, while the last rookie linebacker to do so for Miami was Derrick Rodgers on 10/12/97 at N.Y. Jets.

VS. N.Y. JETS (11/4): 5 tackles (4 solo), 1 interception and 1 pass defended.

- Intercepted QB Sam Darnold on 2nd-and-9 with 10:56 remaining in the 4th quarter and returned it

25 yards for a TD, extending Miami's lead to 13-3.

AT BUFFALO (12/30): 6 solo tackles and 1.0 sack.

- Sacked QB Josh Allen on 1st-and-10 for a loss of 9 yards in the 1st quarter.

BEFORE THE NFL

COLLEGE (OHIO STATE):

- 3-year letterman (2015-17) and 2-year starter.

CAREER: Played in 33 games with 25 starts; 158 tackles (90 solo), 7.0 sacks, 2 interceptions, 5 passes defended, 1 forced fumble and 3 fumble recoveries.

JUNIOR (2017): Started 13 games; 72 tackles (42 solo), 3.5 sacks, 3 passes defended, 1 forced fumble and 2 fumble recoveries.

- Honorable mention All-Big Ten.

SOPHOMORE (2016): Played in all 13 games with 12 starts; 83 tackles (45 solo), 3.5 sacks, 2 interceptions, 2 passes defended and 1 fumble recovery.

- Honorable mention All-Big Ten.
- His 83 tackles were second on the team.

TRUE FRESHMAN (2015): Played in 7 games; 3 solo tackles.

HIGH SCHOOL (BENEDICTINE HS - CLEVELAND, OHIO)

SENIOR (2014):

- Helped his school win the state championship.
- 1st-team all-state.
- Co-defensive player of the year in Ohio.

OFF THE FIELD

COMMUNITY:

2022:

- Held the 4th annual Season of Giving Event at the Hank Kline Boys & Girls Club of Miami-Dade to provide holiday gifts for 100 kids.
- Partnered with the North Miami Police Department to host a Thanksgiving meal distribution for 50 South Florida families.

2021:

- Held the 3rd annual Season of Giving event at the Miami Northwest Boys & Girls Club to provide holiday gifts for children ages 6-10.
- Partnered with the North Miami Police Department to host a Thanksgiving meal distribution for 20 South Florida families.
- Partnered with a minority-owned food truck to provide meals for first responders who worked tirelessly in the recovery efforts of the Surfside condo building collapse and delivered water and supplies.
- Led the charge with the City of North Miami to collect and transport supplies for the people of Haiti following the devastating earthquake in August.
- Hosted a Christmas in July event for children at the Boys & Girls Club, spending the day with the students and also providing back-to-school supplies and gifts.

2020:

- Held his 2nd annual Season of Giving event at the Miami Northwest Boys & Girls Club, appearing virtually to surprise the kids with holiday gifts.

- Hosted a socially-distanced backpack giveaway at his high school alma mater, Benedictine, to assist Cleveland-area youth during the pandemic.

2019:

- Held the 1st Season of Giving event to provide holiday gifts for children at the Miami Northwest Boys & Girls Club.
- Served as the player ambassador for Florida Fuel Up to Play 60 initiative encouraging access and consumption of proper nutrition and physical activity for local youth.

2018:

- Participated in a police ride along through Football Unites.

- Joined the Microsoft Digital Skills All-Star program.
- Established his Expand the Land Foundation to inspire youth and provide mentorship and programming in South Florida and his hometown of Cleveland.

PERSONAL:

- **MAJOR:** Criminology.

JEROME BAKER'S NFL REGULAR SEASON STATS															
YEAR	TEAM	GP	GS	TACKLES			SK	YDS	INTERCEPTIONS					FUMBLES	
				TOT	SOLO	ASST			INT	YDS	LG	TD	PD	FF	FR
2018	MIAMI	16	11	76	56	20	3.0	28.0	1	25	25t	1	3	0	0
2019	MIAMI	16	15	124	74	50	1.5	13.0	1	34	34	0	4	2	0
2020	MIAMI	16	11	111	69	42	7.0	69.5	0	0	0	0	3	2	0
2021	MIAMI	16	16	92	62	30	5.5	52.0	1	0	0	0	4	1	0
2022	MIAMI	17	17	100	66	34	4.0	19.5	0	0	0	0	4	1	0
NFL TOTALS		81	70	503	327	176	21.0	182.0	3	59	34	1	18	6	0

JEROME BAKER'S NFL PLAYOFF STATS															
YEAR	TEAM	GP	GS	TACKLES			SK	YDS	INTERCEPTIONS					FUMBLES	
				TOT	SOLO	ASST			INT	YDS	LG	TD	PD	FF	FR
2022	MIAMI	1	1	7	4	3	1.0	7.0	0	0	0	0	0	0	0
PLAYOFF TOTALS		1	1	7	4	3	1.0	7.0	0	0	0	0	0	0	0


ADDITIONAL STATS

Defensive Touchdowns: 25-yard interception return vs. N.Y. Jets (11/4/18).

Special Teams Tackles: 3 in 2018, 1 in 2019, 1 in 2020 for total of 5.

SINGLE-GAME CAREER HIGHS

- Tackles:** 16 at New England, 9/13/20
- Sacks:** 2.5 vs. Kansas City, 12/13/20
- Interceptions:** 1 3 times, last: vs. Houston, 11/7/21
- Passed Defensed:** 2 vs. L.A. Rams, 11/1/20
- Forced Fumbles:** 1 4 times, last: vs. Buffalo, 9/19/21



O

BRAXTON BERRIOS

WIDE RECEIVER // 5-9 // 185 // MIAMI (FLA.) '18

ACQUIRED: FA, '23

HOMETOWN: RALEIGH, N.C. // BORN: 10/6/95

NFL: SIXTH SEASON // DOLPHINS: FIRST SEASON

NFL CAREER

TRANSACTIONS:

- Signed with Miami on March 17, 2023.
- Released by N.Y. Jets on March 15, 2023.
- Awarded off waivers to the N.Y. Jets on Sept. 1, 2019.
- Waived by New England on Aug. 31, 2019.
- 6th-round pick (210th overall) by New England in the 2018 NFL Draft.

CAREER HONORS:

- 2021 1st-team All-Pro as kick returner.
- AFC Special Teams Player of the Week (vs. Jacksonville, 12/26/21).

CAREER HIGHLIGHTS:

- Played in 65 career games with 5 starts.
- 107 receptions for 1,085 yards (10.1 avg.) and 5 TDs.
- 19 carries for 160 yards (8.4 avg.) and 4 TDs.
- 1-of-1 passing (100.0 pct.) for 2 yards and 1 TD.
- 67 kickoff returns for 1,667 yards (24.9 avg.) and 1 TD.
- 67 punt returns for 767 yards (11.4 avg.).
- His 11.4 yard punt return average is 2nd in the NFL since he made his debut in 2019 (min. 50 returns):

HIGHEST PUNT RETURN AVG. (SINCE 2019)

(min. 50 returns)

PLAYER	TEAM	PR	YDS	AVG
1. Gunner Olszewski	NE/Pit.	74	889	12.0
2. BRAXTON BERRIOS	NYJ	67	767	11.4
3. Nyheim Hines	Ind/Buf.	89	1,015	11.4
4. Kalif Raymond	Ten./Det.	68	753	11.1
5. Jakeem Grant Sr.	Mia./Chi.	60	645	10.8

- His 30.4 yard kickoff return average in 2021 led the NFL (min. 22 returns)

HIGHEST KICKOFF RETURN AVG. (2021)

(min. 22 returns)

PLAYER	TEAM	KR	YDS	AVG
1. BRAXTON BERRIOS	NYJ	28	852	30.4
2. Andre Roberts	Hou./LAC	37	1,010	27.3
3. DeAndre Carter	Was.	36	904	25.1
4. Godwin Igwebuike	Det.	28	697	24.9
5. Byron Pringle	KC	25	621	24.8

2022 (N.Y. JETS):

- Played in all 17 games with 2 starts.

- 18 receptions for 145 yards (8.1 avg.).
- 9 carries for 91 yards (10.1 avg.) and 2 TDs.
- 1-of-1 passing (100.0 pct.) for 2 yards and 1 TD.
- 26 kickoff returns for 600 yards (23.1 avg.).
- 21 punt returns for 240 yards (11.4 avg.).

VS. BALTIMORE (9/11): 5 receptions for 37 yards (7.4 avg.); 2 kickoff returns for 48 yards (24.0 avg.); 2 punt returns for 30 yards (15.0 avg.).

AT PITTSBURGH (10/2): 1 reception for 6 yards; 1-of-1 passing (100.0 pct.) for 2 yards and 1 TD.

- Completed a 2-yard TD pass to QB Zach Wilson in the 2nd quarter.

- Became the 5th NFL player since 1970 to record a passing, receiving, rushing and kickoff return TD in his career.

AT GREEN BAY (10/16): 1 reception for 6 yards; 1 carry for 20 yards and 1 TD; 1 kickoff return for 29 yards; 3 punt returns for 34 yards (11.3 avg.).

- Took a carry 20 yards for a score to give the Jets a 3rd quarter lead.

2021 (N.Y. JETS):

- Played in 16 games with 1 start.
- Missed the final game of the season after being placed on injured reserve on Jan. 7, 2022.
- 46 receptions for 431 yards (9.4 avg.) and 2 TDs.
- 7 carries for 40 yards (5.7 avg.) and 2 TDs.
- 28 kickoff returns for 852 yards (30.4 avg.) and 1 TD.
- 15 punt returns for 201 yards (13.4 avg.).
- Led the NFL with a 30.4 kickoff return average.

VS. NEW ENGLAND (9/19): 7 receptions for 73 yards (10.4 avg.); 4 kickoff returns for 95 yards (23.8 avg.); 1 punt return for 6 yards.

VS. JACKSONVILLE (12/26): 5 receptions for 37 yards (7.4 avg.); 1 carry for 3 yards; 3 kickoff returns for 138 yards (46.0 avg.) and 1 TD; 1 punt return for 12 yards.

- Returned a kickoff 102 yards for a TD in the 2nd quarter to give the Jets a 4-point lead.
- It was the 1st kickoff return for a TD in his career.
- It was the 4th-longest kickoff return for a TD by a Jets player since 2000.

VS. TAMPA BAY (1/2): 8 receptions for 65 yards (8.1 avg.) and 1 TD; 2 carries for 12 yards (6.0 avg.) and 1 TD; 2 kickoff returns for 55 yards (27.5 avg.).

- Scored on a 1-yard carry in the 1st quarter.
- Caught a 9-yard TD pass from QB Zach Wilson to give the Jets a 2nd quarter lead.

- It was the 1st multi-score game of his career.

HONORS:

- 1st-team All-Pro as kick returner.
- AFC Special Teams Player of the Week (vs. Jacksonville, 12/26).

2020 (N.Y. JETS):

- Played in all 16 games with 2 starts.
- 37 receptions for 394 yards (10.6 avg.) and 3 TDs.
- 3 carries for 29 yards (9.7 avg.).
- 9 kickoff returns for 167 yards (18.6 avg.).
- 10 punt returns for 86 yards (8.6 avg.).

VS. SAN FRANCISCO (9/20): 6 receptions for 59 yards (9.8 avg.) and 1 TD.

- Caught his 1st NFL TD on a 30-yard pass from QB Sam Darnold in the 4th quarter.

AT INDIANAPOLIS (9/27): 4 receptions for 64 yards (16.0 avg.) and 1 TD.

- Caught a 16-yard TD pass from QB Sam Darnold to tie the game in the 1st quarter.
- Made his 1st NFL start.

VS. CLEVELAND (12/27): 3 receptions for 60 yards (20.0 avg.) and 1 TD; 3 punt returns for 21 yards (7.0 avg.).

- Caught a 43-yard TD pass from WR Jamison Crowder to take an early 1st quarter lead.

2019 (N.Y. JETS/NEW ENGLAND):

- Played in all 16 games with the N.Y. Jets.
- 6 receptions for 115 yards (19.2 avg.) with the N.Y. Jets.
- 4 kickoff returns for 48 yards (12.0 avg.) with the N.Y. Jets.
- 21 punt returns for 240 yards (11.4 avg.) with the N.Y. Jets.
- Awarded off waivers to the N.Y. Jets on Sept. 1.
- Waived by New England on Aug. 31.
- Spent the offseason program and training camp with New England.

VS. BUFFALO (9/8): 1 kickoff return for 10 yards.

- Made his NFL debut.

AT NEW ENGLAND (9/22): 2 receptions for 29 yards (14.5 avg.).

- Made his 1st 2 NFL catches.

VS. OAKLAND (11/24): 1 reception for 69 yards.

- Caught a 69-yard pass from QB Sam Darnold on the opening drive of the 3rd quarter.

2018 (NEW ENGLAND):

- Missed the entire season after being placed on injured reserve on Sept. 1.

BEFORE THE NFL

COLLEGE (MIAMI):

- 4-year letterman (2014-17) and 1-year starter.

CAREER: Played in 50 games with 20 starts; 100 receptions for 1,175 yards (11.8 avg.) and 14 TDs; 1-of-1 passing for 17 yards; 4 carries for 72 yards (18.0 avg.); 47 punt returns for 488 yards (10.4 avg.) and 1 TD; 3 kickoff returns for 60 yards (20.0 avg.).

SENIOR (2017): Started all 13 games; 55 receptions for 679 yards (12.4 avg.) and 9 TDs; 1-of-1 passing for 17 yards; 13 punt returns for 207 yards (15.9 avg.).

- Jim Tatum Award recipient as the ACC's top senior student-athlete.

- 3rd-team All-ACC at wide receiver.

- Honorable mention All-ACC on special teams.

- His 55 receptions, 679 receiving yards and 9 receiving TDs all led the team.

JUNIOR (2016): Played in all 13 games with 3 starts; 12 receptions for 178 yards (14.8 avg.) and 2 TDs; 19 punt returns for 215 yards (11.3 avg.) and 1 TD; 2 kickoff returns for 40 yards (20.0 avg.).

SOPHOMORE (2015): Played in 11 games; 12 receptions for 86 yards (7.2 avg.); 4 carries for 72 yards (18.0 avg.); 11 punt returns for 46 yards (4.2 avg.); 1 kickoff return for 20 yards.

TRUE FRESHMAN (2014): Played in all 13 games with 4 starts; 21 receptions for 232 yards (11.1 avg.) and 3 TDs; 4 punt returns for 20 yards (5.0 avg.).

HIGH SCHOOL (LEESVILLE ROAD HS - RALEIGH, N.C.)

- Played on both sides of the ball.

SENIOR (2013): 536 rushing yards and 11 rushing TDs.

JUNIOR (2012): 760 receiving yards and 10 receiving TDs; 1,142 rushin yards and 23 rushing TDs.

OFF THE FIELD

PERSONAL:

- **MAJOR:** Finance and entrepreneurship.

- Was valedictorian of Miami's School of Business Administration with a 3.961 GPA.

BRAXTON BERRIOS' NFL REGULAR SEASON STATS

YEAR	TEAM	GP	GS	RECEIVING					RUSHING						
				REC	YDS	AVG	LG	TD	ATT	YDS	AVG	LG	TD		
2018	NEW ENGLAND														
2019	N.Y. JETS	16	0	6	115	19.2	69	0	0	0	0.0	0	0		
2020	N.Y. JETS	16	2	37	394	10.6	43t	3	3	29	9.7	15	0		
2021	N.Y. JETS	16	1	46	431	9.4	46	2	7	40	5.7	11	2		
2022	N.Y. JETS	17	2	18	145	8.1	25	0	9	91	10.1	25	2		
	NFL TOTALS	65	5	107	1085	10.1	69	5	19	160	8.4	25	4		

BRAXTON BERRIOS' NFL REGULAR SEASON RETURNING STATS

YEAR	TEAM	KICKOFF RETURN					PUNT RETURN					
		KR	YDS	AVG	LG	TD	PR	FC	YDS	AVG	LG	TD
2018	NEW ENGLAND	INJURED RESERVE										
2019	N.Y. JETS	4	48	12.0	25	0	21	32	240	11.4	26	0
2020	N.Y. JETS	9	167	18.6	28	0	10	24	86	8.6	18	0
2021	N.Y. JETS	28	852	30.4	102t	1	15	24	201	13.4	28	0
2022	N.Y. JETS	26	600	23.1	42	0	21	28	240	11.4	22	0
NFL TOTALS		67	1667	24.9	42	1	67	108	767	11.4	28	0

ADDITIONAL STATS

Special Teams Tackles: (N.Y. Jets) 1 in 2019.
Miscellaneous Tackles: (N.Y. Jets) 1 in 2019, 1 in 2022 for total of 2.

SINGLE-GAME CAREER HIGHS

Receptions: 8 Twice, last: vs. Tampa Bay, 1/2/22
Receiving Yards: 73 vs. New England, 9/19/21
Longest Reception: 69 vs. Oakland, 11/24/19
Receiving TDs: 1 5 times, last: vs. Tampa Bay, 1/2/22

2019 GAME-BY-GAME STATS (N.Y. JETS)

DATE	OPPONENT	P/S	REC	YDS	AVG	LG	TD
09/08	BUFFALO	1/0	0	0	0.0	-	0
09/16	CLEVELAND	1/0	0	0	0.0	-	0
09/22	at New England	1/0	2	29	14.5	23	0
10/06	at Philadelphia	1/0	0	0	0.0	-	0
10/13	DALLAS	1/0	0	0	0.0	-	0
10/21	NEW ENGLAND	1/0	1	1	1.0	1	0
10/27	at Jacksonville	1/0	0	0	0.0	-	0
11/03	at Miami	1/0	0	0	0.0	-	0
11/10	N.Y. GIANTS	1/0	0	0	0.0	-	0
11/17	at Washington	1/0	0	0	0.0	-	0
11/24	OAKLAND	1/0	1	69	69.0	69	0
12/01	at Cincinnati	1/0	1	5	5.0	5	0
12/08	MIAMI	1/0	0	0	0.0	-	0
12/12	at Baltimore	1/0	0	0	0.0	-	0
12/22	PITTSBURGH	1/0	0	0	0.0	-	0
12/29	at Buffalo	1/0	1	11	11.0	11	0
2019 TOTALS		16/0	6	115	19.2	69	0

2020 GAME-BY-GAME STATS (N.Y. JETS)

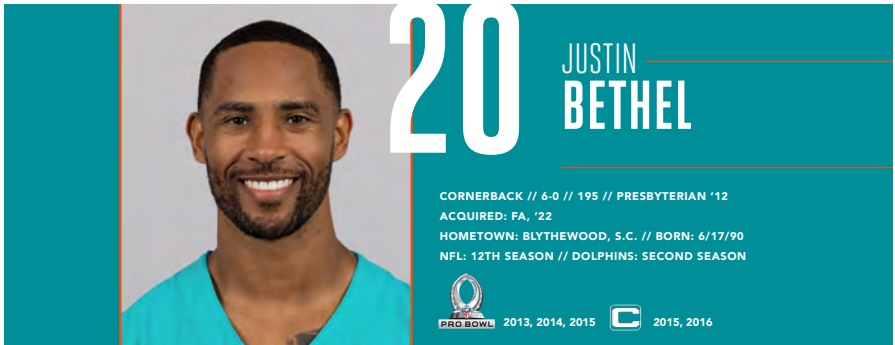
DATE	OPPONENT	P/S	REC	YDS	AVG	LG	TD
09/13	at Buffalo	1/0	0	0	0.0	-	0
09/20	SAN FRANCISCO	1/0	6	59	9.8	30t	1
09/27	at Indianapolis	1/1	4	64	16.0	28	1
10/01	DENVER	1/0	0	0	0.0	-	0
10/11	ARIZONA	1/0	0	0	0.0	-	0
10/18	at Miami	1/0	1	18	18.0	18	0
10/25	BUFFALO	1/1	4	35	8.8	22	0
11/01	at Kansas City	1/0	8	34	4.3	15	0
11/09	NEW ENGLAND	1/0	1	13	13.0	13	0
11/22	at L.A. Chargers	1/0	0	0	0.0	-	0
11/29	MIAMI	1/0	0	0	0.0	-	0
12/06	LAS VEGAS	1/0	2	33	16.5	25	0
12/13	at Seattle	1/0	3	49	16.3	34	0
12/20	at L.A. Rams	1/0	2	9	4.5	5	0
12/27	CLEVELAND	1/0	3	60	20.0	43t	1
01/03	at New England	1/0	3	20	6.7	10	0
2020 TOTALS		16/2	37	394	10.6	43t	3

2021 GAME-BY-GAME STATS (N.Y. JETS)

DATE	OPPONENT	P/S	REC	YDS	AVG	LG	TD	
09/12	at Carolina	1/0	5	51	10.2	25	0	
09/19	NEW ENGLAND	1/0	7	73	10.4	27	0	
09/26	at Denver	1/0	2	26	13.0	22	0	
10/03	TENNESSEE	1/0	1	0	0.0	0	0	
10/10	at Atlanta	1/0	1	6	6.0	6	0	
10/24	at New England	1/0	0	0	0.0	-	0	
10/31	CINCINNATI	1/0	2	13	6.5	8t	1	
11/04	at Indianapolis	1/0	2	5	2.5	5	0	
11/14	BUFFALO	1/0	3	19	6.3	7	0	
11/21	MIAMI	1/0	0	0	0.0	-	0	
11/28	at Houston	1/0	2	47	23.5	46	0	
12/05	PHILADELPHIA	1/0	1	11	11.0	11	0	
12/12	NEW ORLEANS	1/0	6	52	8.7	17	0	
12/19	at Miami	1/0	1	26	26.0	22	0	
12/26	JACKSONVILLE	1/1	5	37	7.4	12	0	
01/02	TAMPA BAY	1/0	8	65	8.1	11	1	
01/09	at Buffalo		INJURED RESERVE					
2021 TOTALS		16/1	46	431	9.4	8t	2	

2022 GAME-BY-GAME STATS (N.Y. JETS)

DATE	OPPONENT	P/S	REC	YDS	AVG	LG	TD
09/11	BALTIMORE	1/0	5	37	7.4	13	0
09/18	at Cleveland	1/0	0	0	0.0	-	0
09/25	CINCINNATI	1/0	0	0	0.0	-	0
10/02	at Pittsburgh	1/0	1	6	6.0	6	0
10/09	MIAMI	1/0	1	-1	-1.0	-1	0
10/16	at Green Bay	1/0	1	6	6.0	6	0
10/23	at Denver	1/0	3	15	5.0	8	0
10/30	NEW ENGLAND	1/1	0	0	0.0	-	0
11/06	BUFFALO	1/0	1	6	6.0	6	0
11/20	at New England	1/0	0	0	0.0	-	0
11/27	CHICAGO	1/1	1	4	4.0	4	0
12/04	at Minnesota	1/0	2	9	4.5	8	0
12/11	at Buffalo	1/0	1	25	25.0	25	0
12/18	DETROIT	1/0	1	14	14.0	14	0
12/22	JACKSONVILLE	1/0	0	0	0.0	-	0
01/01	at Seattle	1/0	1	24	24.0	24	0
01/08	at Miami	1/0	0	0	0.0	-	0
2022 TOTALS		17/2	18	145	8.1	25	0



20 JUSTIN BETHEL

CORNERBACK // 6-0 // 195 // PRESBYTERIAN '12
 ACQUIRED: FA, '22
 HOMETOWN: BLYTHEWOOD, S.C. // BORN: 6/17/90
 NFL: 12TH SEASON // DOLPHINS: SECOND SEASON



NFL CAREER

TRANSACTIONS:

- Signed by Miami on Sept. 1, 2022.
- Released by New England on Aug. 30, 2022.
- Signed by New England on Oct. 23, 2019.
- Released by Baltimore on Oct. 21, 2019.
- Signed by Baltimore as an unrestricted free agent from Atlanta on March 19, 2019.
- Signed by Atlanta as an unrestricted free agent from Arizona on March 26, 2018.
- 6th-round pick (177th overall) by Arizona in the 2012 NFL Draft.

CAREER HONORS:

- 2015 1st-team All-Pro.
- 2015 Pro Bowl selection.
- 2014 Pro Bowl selection.
- NFC Special Teams Player of the Week (at Dallas, 11/2/14).
- NFC Special Teams Player of the Month (December 2014).
- 2013 1st-team All-Pro.
- 2013 Pro Bowl selection.

CAREER HIGHLIGHTS:

- Played in 176 games with 14 starts.
- 118 tackles (100 solo), 5 interceptions, 24 passes defended, 5 forced fumbles and 8 fumble recoveries.
- 145 special teams tackles (120 solo).
- Appeared in 6 postseason games with 2 starts – 3 in Arizona, 2 in New England and 1 in Miami.
- Is a 2-time team captain (2015-16).
- His 145 special teams tackles are tied for second among active NFL players:

MOST CAREER SPECIAL TEAMS TACKLES (ACTIVE PLAYERS)					
	PLAYER	TM	TOT	SOLO	ASST
1.	Matthew Slater	NE	172	122	50
2.	JUSTIN BETHEL	ARI./BAL./NE/MIA.	145	120	25
	Nick Bellore	NYJ/SF/Det./Sea./Mia./NYG/Hou./Cin.	145	105	40
4.	Michael Thomas	Hou./Cin.	93	65	28
5.	Tyler Matakevich	Pit./Buf.	81	61	20

2022 (NEW ENGLAND/MIAMI):

- Played in all 17 games with Miami.

- 16 tackles (11 solo), 1 interception and 4 passes defended with Miami.
- 10 special teams tackles (6 solo) with Miami.
- Spent the offseason and training camp with New England.

VS. MINNESOTA (10/16): 1 tackle and 1 pass defended.

VS. PITTSBURGH (10/23): 7 tackles (6 solo), 1 interception and 1 pass defended.

- Picked off QB Kenny Pickett on a 2nd-and-4 play in the 1st quarter and returned it 11 yards.

VS. CLEVELAND (11/13): 6 tackles (5 solo) and 2 passes defended; 1 special teams tackle.

POSTSEASON:

AFC WILD CARD AT BUFFALO (1/15): Played but did not record any stats.

2021 (NEW ENGLAND):

- Played in all 17 games.
- 4 solo tackles, 1 pass defended and 1 forced fumble.
- 8 special teams tackles (5 solo).

VS. DALLAS (10/17): 2 solo special teams tackles, 1 pass defended and 1 forced fumble.

- Deflected a QB Dak Prescott pass in the 2nd quarter that was intercepted by S Kyle Dugger.
- Forced a fumble on punt coverage against WR Cedrick Wilson Jr.

POSTSEASON:

AFC WILD CARD AT BUFFALO (1/15): Played but did not record any stats.

2020 (NEW ENGLAND):

- Played in all 16 games.
- 14 special teams tackles (13 solo).

AT L.A. CHARGERS (12/6): 3 special teams tackles (2 solo).

AT L.A. RAMS (12/10): 2 solo special teams tackles.

AT MIAMI (12/20): 2 solo special teams tackles.

2019 (BALTIMORE/NEW ENGLAND):

- Played in 9 games with New England.
- 2 fumble recoveries with New England.
- 6 special teams tackles (5 solo) with New England.
- Signed with New England on Oct. 23.
- Released by Baltimore on Oct. 21.
- Played in 7 games with Baltimore.
- 1 solo tackle and 1 fumble recovery with

Baltimore.

- 5 special teams tackles (3 solo) with Baltimore.

AT MIAMI (9/8): 1 fumble recovery.

- Made his Baltimore debut.
- Recovered a fumble by WR Jakeem Grant on a punt return.

AT BALTIMORE (11/3): 2 special teams tackles (1 solo) and 1 fumble recovery.

- Recovered a fumble by DB Cyrus Jones on a punt return.

AT CINCINNATI (12/15): 1 solo special teams tackle and 1 fumble recovery.

- Recovered a fumble by WR Alex Erickson on a punt return in the 2nd quarter.

POSTSEASON:

AFC WILD CARD VS. TENNESSEE (1/4): Played but did not record any stats.

2018 (ATLANTA):

- Played in 14 games.
- Inactive for 2 games.
- 14 special teams tackles (12 solo).

VS. CAROLINA (9/16): 3 solo special teams tackles.

VS. TAMPA BAY (10/14): 3 special teams tackles (2 solo).

AT WASHINGTON (11/4): 3 special teams tackles (2 solo).

2017 (ARIZONA):

- Played in all 16 games with 6 starts.
 - 30 tackles (20 solo), 1 interception and 4 passes defended.
 - 11 special teams tackles (9 solo).
- AT DETROIT (9/10):** 4 tackles (3 solo), 1 interception and 2 passes defended.
- Intercepted QB Matthew Stafford's first pass attempt of the game and returned it 82 yards for an early TD.
 - It was the 4th TD of his career.

AT INDIANAPOLIS (9/17): 6 tackles (4 solo) and 1 pass defended; 1 solo special teams tackle.

AT PHILADELPHIA (10/8): 6 tackles (3 solo).

2016 (ARIZONA):

- Played in all 16 games with 3 starts.
- 26 tackles (25 solo), 1 interception, 6 passes defended, 1 forced fumble and 1 fumble recovery.
- 13 special teams tackles (12 solo).

VS. WASHINGTON (12/4): 1 forced fumble; 2 solo special teams tackles.

- Forced a fumble by WR Maurice Harris on a kickoff return in the 2nd quarter.

AT SEATTLE (12/24): 5 solo tackles and 3 passes defended; 1 assisted special teams tackle.

AT L.A. RAMS (1/1): 6 solo tackles, 1 interception, 1 pass defended and 1 fumble recovery; 1 solo special teams tackle.

- Recovered a fumble by WR Tavon Austin in the 4th quarter.
- Intercepted a QB Sean Mannion pass and returned it 66 yards for a TD in the 4th quarter.
- It was his 3rd career TD.

2015 (ARIZONA):

- Played in all 16 games with 5 starts.

• 33 tackles (31 solo), 2 interceptions, 9 passes defended, 2 forced fumble and 2 fumble recoveries.

- 13 solo special teams tackles.

VS. SAN FRANCISCO (9/27): 1 interception, 2 passes defended and 1 forced fumble; 2 solo special teams tackles.

- Intercepted QB Colin Kaepernick's first pass attempt of the game and returned it 21 yards for a TD.

- It was his 2nd career TD.

- Forced a fumble by WR DeAndrew White on a kickoff in the 2nd quarter that was recovered by Arizona.

VS. BALTIMORE (10/26): 1 solo tackle, 1 forced fumble and 2 fumble recoveries; 1 solo special teams tackle.

- Forced and recovered a fumble by WR Jeremy Ross on a punt return in the 2nd quarter.
- Recovered a fumble by WR Brittan Golden on a punt return at the end of the 1st half.

VS. GREEN BAY (12/27): 7 solo tackles, 1 interception and 1 pass defended; 1 solo special teams tackle.

- Intercepted a pass from QB Aaron Rodgers in the 2nd quarter.

POSTSEASON:

NFC DIVISIONAL VS. GREEN BAY (1/16): 6 solo tackles and 1 pass defended.

NFC CHAMPIONSHIP AT CAROLINA (1/24): 4 solo tackles and 1 pass defended.

PRO BOWL:

- Selected to the Pro Bowl for the 3rd time in his career as a special teamer.

HONORS:

- PFWA All-Pro selection on special teams.

2014 (ARIZONA):

- Played in all 16 games.
- 7 solo tackles, 1 forced fumble and 1 fumble recovery.
- 18 special teams tackles (14 solo).

AT DALLAS (11/2): 1 solo special teams tackle.

- Blocked a 35-yard field goal at the end of the 1st half.

VS. KANSAS CITY (12/7): 1 fumble recovery; 4 special teams tackles (1 solo).

- Recovered a fumble by TE Travis Kelce in the 4th quarter.

AT ST. LOUIS (12/11): 1 solo tackle and 1 forced fumble; 4 solo special teams tackles.

- Forced a fumble by WR Tavon Austin on a punt return in the 4th quarter.

POSTSEASON:

NFC WILD CARD AT CAROLINA (1/3): 1 solo tackle and 1 fumble recovery.

- Recovered a fumble by WR Brenton Bersin on a punt return in the 1st quarter.

PRO BOWL:

- Selected to the Pro Bowl for the 2nd time in his career as a special teamer for Team Carter.

HONORS:

- NFC Special Teams Player of the Week (at Dallas, 11/2)

- NFC Special Teams Player of the Month (December 2014).

2013 (ARIZONA):

- Played in all 16 games.
- 1 fumble recovery.
- 21 special teams tackles (17 solo).

VS. DETROIT (9/15): 1 solo special teams tackle.

- Blocked a 47-yard field goal attempt in the 4th quarter.

VS. HOUSTON (11/10): 2 special teams tackles (1 solo).

- Blocked a 40-yard field goal attempt at the end of the 1st half.

AT SEATTLE (12/22): 1 fumble recovery; 1 solo special teams tackle.

- Recovered a fumble by RB Robert Turbin on a kickoff return.

PRO BOWL:

- Selected to the Pro Bowl for the 1st time in his career as a special teamer for Team Rice.

HONORS:

- PFWA All-Pro selection on special teams.

2012 (ARIZONA):

- Played in all 16 games.
- 1 solo tackle.
- 12 special teams tackles (11 solo).

VS. SEATTLE (9/9): Played but did not record any stats.

- Made his NFL debut.

VS. SAN FRANCISCO (10/29): 2 solo special teams tackles.

VS. CHICAGO (12/23): 1 solo special teams tackle.

- Returned a blocked field goal 82 yards for a TD in the 4th quarter.
- It was his 1st career TD.

BEFORE THE NFL

COLLEGE (PRESBYTERIAN):

- 4-year letterman (2011-14) and 3-year starter.

CAREER: Played in 44 games with 43 starts; 279 tackles (199 solo), 7 interceptions, 23 passes defended and 4 forced fumbles; 9 blocked kicks.

- Became the school's first NFL draft pick since 1969.

- His 279 total tackles, 7 interceptions, 129 interception return yards, 23 passes defended, 4 forced fumbles and 9 blocked kicks were all school records at the time he graduated.

SENIOR (2011): Started all 11 games; 87 tackles (60 solo), 4 interceptions and 10 passes defended; 3 blocked kicks.

- 1st-team FCS All-American.
- Big South Defensive Player of the Year.
- 1st-team All-Big South.

JUNIOR (2010): Started 10 games; 59 tackles (47 solo) and 1 interception; 1 blocked kick.

- 2nd-team All-Big South.

SOPHOMORE (2009): Started all 11 games; 79 tackles (55 solo) and 1 forced fumble; 3 blocked kicks.

- 2nd-team All-Big South.

TRUE FRESHMAN (2008): Played in all 12 games with 11 starts; 54 tackles (37 solo), 2 interceptions and 4 passes defended; 2 blocked kicks.

- SEC All-Freshman Team.

HIGH SCHOOL (BLYTHEWOOD HS – BLYTHEWOOD, S.C.)

SENIOR (2007):

- All-region.

JUNIOR (2006):

- Helped his school win a state championship.

OFF THE FIELD

PERSONAL:

- **MAJOR:** Business administration.
- Elected to the Big South Conference Hall of Fame Class of 2024.

JUSTIN BETHEL'S NFL REGULAR SEASON STATS

YEAR	TEAM	GP	GS	TACKLES					INTERCEPTIONS					FUMBLES		
				TOT	SOLO	ASST	SK	YDS	INT	YDS	LG	TD	PD	FF	FR	
2012	ARIZONA	16	0	1	1	0	0.0	0.0	0	0	0	0	0	0	0	0
2013	ARIZONA	16	0	0	0	0	0.0	0.0	0	0	0	0	0	0	0	1
2014	ARIZONA	16	0	7	7	0	0.0	0.0	0	0	0	0	0	0	1	1
2015	ARIZONA	16	5	33	31	2	0.0	0.0	2	21	21t	1	9	2	2	2
2016	ARIZONA	16	3	26	25	1	0.0	0.0	1	66	66t	1	6	1	1	1
2017	ARIZONA	16	6	30	20	10	0.0	0.0	1	82	82t	1	4	0	0	0
2018	ATLANTA	14	0	0	0	0	0.0	0.0	0	0	0	0	0	0	0	0
2019	BALTIMORE	7	0	1	1	0	0.0	0.0	0	0	0	0	0	0	0	1
	NEW ENGLAND	9	0	0	0	0	0.0	0.0	0	0	0	0	0	0	0	2
2020	NEW ENGLAND	16	0	0	0	0	0.0	0.0	0	0	0	0	0	0	0	0
2021	NEW ENGLAND	17	0	4	4	0	0.0	0.0	0	0	0	0	1	1	0	0
2022	MIAMI	17	0	16	11	5	0.0	0.0	1	11	11	0	4	1	0	0
NFL TOTALS		176	14	118	100	18	0.0	0.0	5	180	82t	3	24	5	8	2

JUSTIN BETHEL'S NFL PLAYOFF STATS

YEAR	TEAM	GP	GS	TACKLES					INTERCEPTIONS					FUMBLES		
				TOT	SOLO	ASST	SK	YDS	INT	YDS	LG	TD	PD	FF	FR	
2014	ARIZONA	1	0	1	1	0	0.0	0.0	0	0	0	0	0	0	0	1
2015	ARIZONA	2	2	10	10	0	0.0	0.0	0	0	0	0	2	0	0	0
2019	NEW ENGLAND	1	0	0	0	0	0.0	0.0	0	0	0	0	0	0	0	0
2021	NEW ENGLAND	1	0	0	0	0	0.0	0.0	0	0	0	0	0	0	0	0
2022	MIAMI	1	0	0	0	0	0.0	0.0	0	0	0	0	0	0	0	0
PLAYOFF TOTALS		6	2	11	11	0	0.0	0.0	0	0	0	0	2	0	1	

ADDITIONAL STATS

Special Teams Touchdowns: (Arizona) 82-yard blocked field goal return vs. Chicago (12/23/12).

Defensive Touchdowns: (Arizona) 21-yard interception return vs. San Francisco (9/27/15), 66-yard interception return at L.A. Rams (11/1/17), 82-yard interception return at Detroit (9/10/17).

Blocked Kicks: (Arizona) 47-yard field goal attempt vs. Detroit (9/15/13), 40-yard field goal attempt vs. Houston (11/10/13), 35-yard field goal attempt at Dallas (11/2/14), PAT attempt at Minnesota (11/20/16).

Special Teams Tackles: (Arizona) 12 in 2012, 21 in 2013, 18 in 2014, 13 in 2015, 13 in 2016, 11 in 2017, (Atlanta) 14 in 2018, (Baltimore) 5 in 2019, (New England) 6 in 2019, 14 in 2020, 8 in 2021, (Miami) 10 in 2022 for total of 145.

SINGLE-GAME CAREER HIGHS

Tackles:	7	4 times, last: vs. Pittsburgh, 10/23/22
Interceptions:	1	5 times, last: vs. Pittsburgh, 10/23/22
Passes Defensed:	3	at Seattle, 12/24/16
Forced Fumbles:	1	5 times, last: vs. Dallas, 10/17/21
Fumble Recovery:	2	vs. Baltimore, 10/26/15



33

CHRIS BROOKS

RUNNING BACK // 6-1 // 223 // BYU '23

ACQUIRED: FA, '23

HOMETOWN: OCEANSIDE, CALIF. // BORN: 1/11/00

NFL: ROOKIE SEASON // DOLPHINS: ROOKIE SEASON

NFL CAREER

TRANSACTIONS:

- Signed by Miami as an undrafted college free agent on May 12, 2023.

BEFORE THE NFL

COLLEGE (BYU):

- 1-year starter (2022).
- Transferred to BYU from California following his senior season in 2021.

CAREER (AT BYU): Played in 11 games with 8 starts; 130 carries for 813 yards (6.3 avg.) and 6 TDs; 10 receptions for 98 yards (9.8 avg.).

SENIOR (2022 AT BYU): Played in 11 games with 8 starts; 130 carries for 813 yards (6.3 avg.) and 6 TDs; 10 receptions for 98 yards (9.8 avg.).

- 1st-team All-Independent.
- His 6.3 rushing avg. was 4th-best in a season in school history.
- Led the team in carries (130), rushing yards (817) and rushing TDs (6).

REDSHIRT JUNIOR (2021 AT CALIFORNIA): Played in 12 games with 4 starts; 116 carries for 607 yards (5.2 avg.) and 4 TDs; 19 receptions for 131 yards (6.9 avg.) and 3 TDs.

- Led the team in carries (116) and rushing yards (607).

JUNIOR (2020 AT CALIFORNIA): Played in 3 games with 2 starts; 21 carries for 65 yards (3.1 avg.) and 1 TD; 4 receptions for 17 yards (4.3 avg.).

SOPHOMORE (2019 AT CALIFORNIA): Played in all 13 games with 12 starts; 208 carries for 914 yards (4.4 avg.) and 8 TDs; 22 receptions for 166 yards (7.5 avg.) and 4 TDs.

- Led the team in carries (208), rushing yards (914) and rushing TDs (8).

TRUE FRESHMAN (2018 AT CALIFORNIA): Played in all 13 games; 37 carries for 148 yards (4.0 avg.) and 1 TD; 5 receptions for 31 yards (6.2 avg.).

HIGH SCHOOL (EL CAMINO HS – OCEANSIDE, CALIF.)

- Played on both sides of the ball.
 - Also participated in track and field.
- SENIOR (2017):** 925 rushing yards and 12 TDs; 14 receptions for 136 yards (9.7 avg.).

JUNIOR (2016): 221 carries for 1,442 yards (6.5 avg.) and 15 TDs; 14 tackles and 2 interceptions.

SOPHOMORE (2015): 882 rushing yards and 7 TDs; 61 tackles.

OFF THE FIELD

PERSONAL:

- **MAJOR:** Psychology.

CHRIS BROOKS' COLLEGE STATS

YEAR	TEAM	GP	GS	RUSHING					RECEIVING				
				ATT	YDS	AVG	LG	TD	REC	YDS	AVG	LG	TD
2018	CALIFORNIA	13	0	37	148	4.0	16	1	5	31	6.2	10	0
2019	CALIFORNIA	13	12	208	914	4.4	54	8	22	166	7.5	28	4
2020	CALIFORNIA	3	2	21	65	3.1	15	1	4	17	4.3	12	0
2021	CALIFORNIA	12	4	116	607	5.2	75	4	19	131	6.9	38	3
2022	BYU	11	8	130	813	6.3	52	6	10	98	9.8	27	0
NCAA TOTALS		52	26	512	2547	5.0	75	20	60	443	7.4	38	7



22

ELIJAH CAMPBELL

DEFENSIVE BACK // 5-11 // 200 // NORTHERN IOWA '18
ACQUIRED: WAI. '21 (NYJ)
HOMETOWN: ST. PAUL, MINN. // BORN: 8/24/95
NFL: FOURTH SEASON // DOLPHINS: THIRD SEASON

NFL CAREER

TRANSACTIONS:

- Awarded off waivers to Miami on Sept. 1, 2021.
- Waived by N.Y. Jets on Aug. 31, 2021.
- Signed to the N.Y. Jets active roster on Dec. 8, 2020.
- Signed to the N.Y. Jets practice squad on Nov. 3, 2020.
- Fourth overall selection in the defensive backs phase of the 2020 XFL Draft to the DC Defenders on Oct. 16, 2019.
- Signed by Birmingham Iron (AAF) on Nov. 9, 2018.
- Waived by Cleveland on Aug. 31, 2018.
- Signed by Cleveland as an undrafted college free agent on May 4, 2018.

CAREER HIGHLIGHTS:

- Played in 26 career games with 1 start.
- 7 tackles (4 solo) and 1 pass defended.
- 7 special teams tackles (5 solo).
- Appeared in 1 postseason game with Miami.

2022 (MIAMI):

- Played in 16 games with 1 start.
- Inactive for 1 game.
- 7 tackles (4 solo) and 1 pass defended.
- 5 special teams tackles (3 solo).

VS. CLEVELAND (11/13): 1 pass defended; 2 special teams tackles (1 solo).

AT SAN FRANCISCO (12/4): 2 solo tackles.

VS. N.Y. JETS (1/8): Played but did not record stats.
• Made his 1st NFL start.

POSTSEASON:

AFC WILD CARD AT BUFFALO (1/15): 2 tackles (1 solo) and 0.5 sacks.

2021 (N.Y. JETS/MIAMI):

- Played in 7 games with Miami.
- Inactive for 4 games with Miami.
- Missed the rest of the season with Miami after being placed on injured reserve on Nov. 27.
- Awarded off waivers to Miami on Sept. 1.
- 2 solo special teams tackles with Miami.
- Spent offseason and training camp with the N.Y. Jets.

VS. INDIANAPOLIS (10/3): 1 solo special teams tackle.

- Made his Dolphins debut.

VS. HOUSTON (11/7): 1 solo special teams tackle.

2020 (N.Y. JETS/DC DEFENDERS - XFL):

- Played in 3 games with the N.Y. Jets.
- Inactive for 2 games with the N.Y. Jets
- Signed to the N.Y. Jets active roster on Dec. 8.
- Signed to the N.Y. Jets practice squad on Nov. 3.
- Started 4 games with the DC Defenders.
- 6 tackles (5 solo) and 2 passes defended with the DC Defenders.

2019 (BIRMINGHAM IRON - AAF):

- Played in 8 games with 3 starts.
- 21 tackles (15 solo).

2018 (CLEVELAND):

- Spent the 2018 offseason and training camp with Cleveland.

BEFORE THE NFL

COLLEGE (NORTHERN IOWA):

- 2-year starter (2016-17).
- Transferred from Northern Illinois following his sophomore season in 2015.
- Transferred from Iowa Western CC following his freshman season in 2014.

CAREER AT NORTHERN IOWA: Played in 24 games with 87 tackles, 15 passes defended and 8 interceptions.

SENIOR (2017 AT NORTHERN IOWA): Played in 12 games with 51 tackles (31 solo), 1 sack, 3 forced fumbles, 1 fumble recovery, 5 interceptions and 17 passes defended.

JUNIOR (2016 AT NORTHERN IOWA): Played in 11 games with 42 tackles (34 solo), 2 fumble recoveries, 3 interceptions and 6 passes defended.

SOPHOMORE (2015 AT NORTHERN ILLINOIS): Played in 13 games with 5 tackles.

FRESHMAN (2014 AT IOWA WESTERN): 32 tackles and 5 passes defended.
• Redshirted in 2013

HIGH SCHOOL (ST. PAUL CENTRAL HS - ST. PAUL, MINN.) SENIOR (2012)

- Helped team record an 8-1 record in 2012, rushing for 1,002 yards and 18 touchdowns.

- Totaled 69 tackles and six interceptions in 2012 on defense.
- Also lettered in track and field.

OFF THE FIELD

PERSONAL:

- **MAJOR:** Liberal studies.

ELIJAH CAMPBELL'S NFL REGULAR SEASON STATS


YEAR	TEAM	GP	GS	TACKLES					INTERCEPTIONS					FUMBLES		
				TOT	SOLO	ASST	SK	YDS	INT	YDS	LG	TD	PD	FF	FR	
2020	N.Y. JETS	3	0	0	0	0	0.0	0.0	0	0	0	0	0	0	0	0
2021	MIAMI	7	0	0	0	0	0.0	0.0	0	0	0	0	0	0	0	0
2022	MIAMI	16	1	7	4	3	0.0	0.0	0	0	0	0	1	0	0	0
NFL TOTALS		26	1	7	4	3	0.0	0.0	0	0	0	0	1	0	0	0

ELIJAH CAMPBELL'S NFL PLAYOFF STATS

YEAR	TEAM	GP	GS	TACKLES					INTERCEPTIONS					FUMBLES		
				TOT	SOLO	ASST	SK	YDS	INT	YDS	LG	TD	PD	FF	FR	
2022	MIAMI	1	0	2	1	1	0.5	0.0	0	0	0	0	0	0	0	0
PLAYOFF TOTALS		1	0	2	1	1	0.5	0.0	0	0	0	0	0	0	0	0

ADDITIONAL STATS

Special Teams Tackles: (Miami) 2 in 2021, 5 in 2022 for total of 7.



2

BRADLEY CHUBB

LINEBACKER // 6-4 // 268 // NC STATE '18
ACQUIRED: T, '22 (DEN.)
HOMETOWN: MARIETTA, GA. // BORN: 6/24/96
NFL: SIXTH SEASON // DOLPHINS: SECOND SEASON



2020, 2022



2022 (DEN.)

NFL CAREER

TRANSACTIONS:

- Traded from Denver to Miami on Nov. 1, 2022.
- 1st-round pick (5th overall) by Denver in the 2018 NFL Draft.

CAREER HONORS:

- 2022 Pro Bowl selection.
- 2020 Pro Bowl selection.
- 2018 PFWA All-Rookie Team.
- NFL Rookie of the Month (October 2018).

CAREER HIGHLIGHTS:

- Played in 57 career games with 56 starts.
- 183 tackles (112 solo), 28.5 sacks, 1 interception, 5 passes defended, 7 forced fumbles and 1 fumble recovery.
- Appeared in 1 postseason game with Miami.
- His 12.0 sacks in 2018 led all NFL rookies that season:

NFL ROOKIE SACK LEADERS (2018)

PLAYER	TEAM	SACKS
1. BRADLEY CHUBB	DEN.	12.0
2. Shaquille Leonard	Ind.	7.0
3. Sam Hubbard	Cin.	6.0
4. B.J. Hill	NYG	5.5
5. Two tied		5.0

- His 12.0 sacks in 2018 set a Broncos rookie record:

BRONCOS ROOKIE SACK LEADERS

PLAYER	YEAR	SACKS
1. BRADLEY CHUBB	2018	12.0
2. Von Miller	2011	11.5
Rulon Jones	1980	11.5
4. Mike Croel	1991	10.0
5. Elvis Dumervil	2006	8.5

2022 (DENVER/MIAMI):

- Played in 8 games with 7 starts with Miami.
- Inactive for 1 game with Miami.
- 13 tackles (5 solo), 2.5 sacks and 1 forced fumble with Miami.
- Traded to Miami on Nov. 1.
- Started 8 games with Denver.
- 26 tackles (11 solo), 5.5 sacks, 1 pass defended and 2 forced fumbles with Denver.

AT SEATTLE (9/12): 5 tackles (4 solo), 2.0 sacks and 1 forced fumble.

- Strip-sacked QB Geno Smith on a 2nd-and-8 snap in the 4th quarter.
- Sacked QB Geno Smith for a loss of 10 on a 3rd-and-6 in the 4th quarter, forcing a punt.

VS. INDIANAPOLIS (10/6): 4 tackles (3 solo), 2.5 sacks and 1 forced fumble.

- Sacked QB Matt Ryan on a 3rd-and-12 in the 1st quarter, forcing a punt.
- Split a sack with LB Baron Browning of QB Matt Ryan on a 3rd-and-10 in the 4th quarter, forcing a punt.
- Strip-sacked QB Matt Ryan on a 1st-down play in the 4th quarter.

VS. HOUSTON (11/27): 2 tackles (1 solo), 1.0 sack and 1 forced fumble.

- Strip-sacked QB Kyle Allen on a 2nd-and-13 snap in the 2nd quarter.

POSTSEASON:

AFC WILD CARD AT BUFFALO (1/15): 1 solo tackle, 1.0 sack and 1 forced fumble.

- Strip-sacked QB Josh Allen on a 3rd-and-11 snap in the 4th quarter.

PRO BOWL:

- Selected to his 2nd Pro Bowl.

2021 (DENVER):

- Started 7 games.
- Inactive for 1 game.
- Missed 1 game on the Reserve/COVID-19 List.
- Missed 8 games after being placed on injured reserve on Sept. 22 and being activated on Nov. 27.
- 21 tackles (9 solo), 1 interception and 2 passes defended.

VS. CINCINNATI (12/19): 4 tackles (1 solo) and 1 pass defended.

AT LAS VEGAS (12/26): 5 tackles (1 solo), 1 interception and 1 pass defended.

- Intercepted a pass by QB Derek Carr near the end of the 1st half and returned it to the 1-yard line, setting up a Broncos TD.

VS. KANSAS CITY (1/8): 5 tackles (2 solo).

2020 (DENVER):

- Started 14 games.
- Inactive for 2 games.
- 42 tackles (26 solo), 7.5 sacks and 1 forced fumble.

AT N.Y. JETS (10/1): 5 tackles (3 solo) and 2.5 sacks.

- Split a sack with DE Shelby Harris on QB Sam Darnold for a loss of 8 yards on 3rd-and-5, forcing a 2nd quarter punt.
- Sacked QB Sam Darnold on a 3rd-and-4 snap in the 4th quarter, forcing a 54-yard field goal.
- Sacked QB Sam Darnold on a 4th-down play in the 4th quarter to help preserve the win.

AT NEW ENGLAND (10/18): 4 tackles (2 solo), 1.0 sack and 1 forced fumble.

- Strip-sacked QB Cam Newton on a 3rd-and-6 play in the 3rd quarter, forcing a punt.

VS. MIAMI (11/22): 5 tackles (4 solo) and 1.0 sack.

- Sacked QB Tua Tagovailoa on a 3rd-and-21 snap in the 3rd quarter, forcing a punt.

PRO BOWL:

- Selected to start his 1st Pro Bowl at OLB.

2019 (DENVER):

- Started 4 games.
- Missed the rest of the season after being placed on injured reserve on Oct. 1.
- 21 tackles (16 solo), 1.0 sack, 1 pass defended and 1 forced fumble.

VS. JACKSONVILLE (9/29): 7 tackles (4 solo), 1.0 sack and 1 forced fumble.

- Sacked QB Gardner Minshew on a 3rd-and-5 snap in the 2nd quarter, forcing a punt.
- Stripped QB Gardner Minshew on a 2nd-and-10 snap in the 4th quarter.

2018 (DENVER):

- Started all 16 games.
- 60 tackles (41 solo), 12.0 sacks, 1 pass defended, 2 forced fumbles and 1 fumble recovery.
- Set a Broncos rookie record and led all NFL rookies with 12.0 sacks.
- His 12.0 sacks were tied for 7th-most by a rookie in NFL history at the time.

VS. L.A. RAMS (10/14): 5 tackles (4 solo) and 3.0 sacks.

- Sacked QB Jared Goff twice on the same drive in the 2nd quarter, forcing a Rams punt.
- Sacked QB Jared Goff on 3rd-and-3 in the 4th quarter, pushing a field goal attempt back 10 yards that was no good.

AT ARIZONA (10/18): 3 solo tackles, 2.0 sacks and 1 forced fumble.

- Strip-sacked QB Josh Rosen for a loss of 6 yards in the 4th quarter.
- Later in the same drive, sacked QB Josh Rosen on 4th down, turning the ball over on downs.

AT SAN FRANCISCO (12/9): 4 tackles (2 solo) and 2.0 sacks.

- Sacked QB Nick Mullens on 3rd-and-2 in the 2nd quarter, forcing a field goal.
- Sacked QB Nick Mullens on a 3rd-and-15 play in the 3rd quarter.

HONORS:

- PFWA All-Rookie Team.
- NFL Rookie of the Month (October).

BEFORE THE NFL

COLLEGE (NC STATE):

- 4-year letterman (2014-17) and 3-year starter.

CAREER: Played in 49 games with 38 starts; 203 tackles (103 solo), 26.0 sacks, 1 interception, 4 passes defended and 2 forced fumbles; 2 blocked kicks.

- Finished his career as the school's all-time recordholder in sacks (26.0) and tackles for loss (60.0).

SENIOR (2017): Started 12 games; 73 tackles (40 solo), 10.0 sacks, 2 passes defended and 3 forced fumbles; 1 blocked kick.

- Won the Bronko Nagurski Trophy (nation's top defender)
- Won the Ted Hendricks Award (nation's top defensive end).
- Consensus 1st-team All-American.
- ACC Defensive Player of the Year.
- 1st-team All-ACC.
- Team captain.

JUNIOR (2016): Started all 13 games; 58 tackles (33 solo), 10.0 sacks, 1 pass defended and 2 forced fumbles.

- 3rd-team All-ACC.
- Team captain.

SOPHOMORE (2015): Started all 13 games; 69 tackles (29 solo), 5.5 sacks, 1 interception, 1 pass defended, 3 forced fumbles; 1 blocked kick.

TRUE FRESHMAN (2014): Played in 11 games; 3 tackles (1 solo).

HIGH SCHOOL (HILLGROVE HS – POWDER SPRINGS, GA.)

- Played defensive end.

OFF THE FIELD

COMMUNITY:

2022:

- Co-hosted a holiday toy giveaway with teammate Jaelan Phillips at the Jim & Jan Moran Boys & Girls Club of Broward County, providing toys for 250 kids and meals from Troy's BBQ.
- Visited Baptist Health South Florida to surprise eight patients and their families with holiday gifts.
- Along with defensive teammates, hosted a Thanksgiving dinner at Hard Rock Stadium for 100 kids from Big Brothers Big Sisters of Broward and Miami.

PERSONAL:

- Father, Aaron, played linebacker at Georgia and was a 12th-round pick by New England in the 1989 NFL Draft.
- Brother, Brandon, signed with the L.A. Rams as an undrafted college free agent linebacker in 2016 but did not appear in a game.
- Cousin, Nick Chubb, plays running back for the Cleveland Browns.
- **MAJOR:** Sociology.

BRADLEY CHUBB'S NFL REGULAR SEASON STATS

YEAR	TEAM	GP	GS	TACKLES				INTERCEPTIONS					FUMBLES		
				TOT	SOLO	ASST	SK	YDS	INT	YDS	LG	TD	PD	FF	FR
2018	DENVER	16	16	60	41	19	12.0	83.0	0	0	0	0	1	2	1
2019	DENVER	4	4	21	16	5	1.0	7.0	0	0	0	0	1	1	0
2020	DENVER	14	14	42	26	16	7.5	50.0	0	0	0	0	0	1	0
2021	DENVER	7	7	21	9	12	0.0	0.0	1	21	21	0	2	0	0
2022	DENVER	8	8	26	15	11	5.5	43.5	0	0	0	0	1	2	0
	MIAMI	8	7	13	5	8	2.5	21.0	0	0	0	0	0	1	0
NFL TOTALS		57	56	183	112	71	28.5	204.5	1	21	21	0	5	7	1

BRADLEY CHUBB'S NFL PLAYOFF STATS

YEAR	TEAM	GP	GS	TACKLES				INTERCEPTIONS					FUMBLES		
				TOT	SOLO	ASST	SK	YDS	INT	YDS	LG	TD	PD	FF	FR
2022	MIAMI	1	0	1	1	0	1.0	7.0	0	0	0	0	0	1	0
PLAYOFF TOTALS		1	0	1	1	0	1.0	7.0	0	0	0	0	0	1	0

SINGLE-GAME CAREER HIGHS

- Tackles:** 7 3 times, last: vs. Indianapolis, 10/6/22
- Sacks:** 3.0 vs. L.A. Rams, 10/14/18
- Passes Defensed:** 1 5 times, last: at Las Vegas, 10/2/22
- Forced Fumbles:** 1 8 times, last: at Buffalo, 1/15/23*
- Fumble Recoveries:** 1 at Cincinnati, 12/2/18

* AFC Wild Card game



66

LESTER
COTTON

OFFENSIVE LINEMAN // 6-4 // 330 // ALABAMA '19
ACQUIRED: FA, '22
HOMETOWN: TUSCALOOSA, ALA. // BORN: 2/20/96
NFL: FOURTH SEASON // DOLPHINS: SECOND SEASON

NFL CAREER

TRANSACTIONS:

- Signed to Miami's practice squad on Dec. 20, 2022.
- Waived by Las Vegas on Dec. 15, 2022.
- Signed to Las Vegas' practice squad on Sept. 1, 2021.
- Waived by Las Vegas on Aug. 31, 2021.
- Signed by Las Vegas on Feb. 9, 2021.
- Waived by Las Vegas on Sept. 5, 2020.
- Signed to Oakland's active roster on Dec. 21, 2019.
- Signed to Oakland's practice squad on Oct. 10, 2019.
- Waived by Oakland on Oct. 7, 2019.
- Signed to Oakland's active roster on Oct. 5, 2019.
- Signed to Oakland's practice squad on Sept. 1, 2019.
- Waived by Oakland on Aug. 31, 2019.
- Signed by Oakland as an undrafted college free agent on May 3, 2019.

CAREER HIGHLIGHTS:

- Played in 14 career games with 1 start at right guard.
- Started 1 postseason game with Miami.

2022 (LAS VEGAS/MIAMI):

- Signed to Miami's practice squad on Dec. 20.
- Played in 10 games with 1 start at right guard for Las Vegas.
- Dressed but did not play 1 game.
- Missed 2 games after being placed on injured reserve on Dec. 3.

VS. ARIZONA (9/18): Started at right guard.

- Made his 1st career start.

POSTSEASON:

AFC WILD CARD AT BUFFALO (1/15): Started at left guard.

- Made his Dolphins debut.

2021 (LAS VEGAS):

- Played in 3 games.
- Spent the rest of the season on Las Vegas' practice squad.

AT PITTSBURGH (9/19): Played but did not record any stats.

2020 (LAS VEGAS):

- Spent training camp and the offseason program with Las Vegas.

2019 (OAKLAND):

- Played in 1 game.
- Dressed but did not play 2 games.
- Spent the rest of the season on Oakland's practice squad.

AT L.A. CHARGERS (12/22): Played but did not record any stats.

- Made his NFL debut.

BEFORE THE NFL

COLLEGE (ALABAMA):

- 4-year letterman (2015-18) and 2-year starter.

CAREER: Played in 43 games with 28 starts – 16 at right guard and 12 at left guard.

SENIOR (2018): Played in 12 games with 10 starts at left guard.

JUNIOR (2017): Started 13 games at right guard.

- Co-recipient of the USC John McKay Award which recognizes competitive spirit.

SOPHOMORE (2016): Played in 14 games with 5 starts – 3 at right guard and 2 at left guard.

TRUE FRESHMAN (2015): Played in 4 games.

HIGH SCHOOL (CENTRAL HS – TUSCALOOSA, ALA.)

SENIOR (2014):

- 1st-team All-American.
- 1st-team all-state.

LESTER COTTON'S NFL REGULAR SEASON STATS

GAMES/STARTS: (Oakland) 2019: 1/0, (Las Vegas): 2021: 3/0, 2022: 10/1

NFL TOTALS: 14/1

LESTER COTTON'S NFL PLAYOFF STATS

GAMES/STARTS: (Miami) 2022: 1/1

PLAYOFF TOTALS: 1/1



85

RIVER CRACRAFT

WIDE RECEIVER // 6-0 // 198 // WASHINGTON STATE '17

ACQUIRED: FA '22

HOMETOWN: RANCHO SANTA MARGARITA, CALIF. // BORN: 11/1/94

NFL: FIFTH SEASON // DOLPHINS: SECOND SEASON

NFL CAREER

TRANSACTIONS:

- Signed to Miami's active roster on Sept. 29, 2022.
- Signed to Miami's practice squad on Sept. 1, 2022.
- Waived by Miami on Aug. 30, 2022.
- Signed by Miami on Feb. 17, 2022.
- Waived by San Francisco on Jan. 29, 2022.
- Promoted from San Francisco's practice squad on Dec. 11, 2021.
- Signed to San Francisco's practice squad on Sept. 1, 2021.
- Waived by San Francisco on Aug. 31, 2021.
- Signed by San Francisco on Aug. 28, 2021.
- Waived by San Francisco on Aug. 24, 2021.
- Signed to San Francisco's active roster on Nov. 9, 2020.
- Signed to San Francisco's practice squad on Sept. 6, 2020.
- Waived by San Francisco on Sept. 5, 2020.
- Signed by San Francisco on Aug. 27, 2020.
- Waived by Philadelphia on May 1, 2020.
- Signed to Philadelphia's practice squad on Dec. 24, 2019.
- Waived by Denver on Sept. 24, 2019.
- Signed by Denver on Sept. 11, 2019.
- Waived by Denver on Sept. 1, 2019.
- Signed to Denver's active roster on Nov. 2, 2018.
- Signed to Denver's practice squad on Sept. 19, 2018.
- Released from Denver's practice squad on Sept. 10, 2018.
- Signed to Denver's practice squad on Sept. 2, 2018.
- Waived by Denver on Sept. 1, 2018.
- Signed to Denver's practice squad on Dec. 19, 2017.
- Released from Denver's practice squad on Oct. 27, 2017.
- Signed to Denver's practice squad on Oct. 18, 2017.

CAREER HIGHLIGHTS:

- Played in 35 games with 1 start.
- 16 receptions for 187 yards (11.7 avg.) and 2 TDs.
- 17 punt returns for 80 yards (4.7 avg.); 3 kickoff returns for 43 yards (14.3 avg.); 5 special teams tackles (3 solo).
- 5 special teams tackles (3 solo).

- 3 miscellaneous tackles.
- Appeared in 3 postseason games – 2 with San Francisco and 1 with Miami.

2022 (MIAMI):

- Played in 11 games.
- Inactive for 6 games.
- 9 receptions for 102 yards (11.3 avg.) and 2 TDs.
- 3 miscellaneous tackles.

AT BALTIMORE (9/18): 1 reception for 2 yards and 1 TD.

- Caught a 2-yard TD pass from QB Tua Tagovailoa in the 4th quarter.
- It was his 1st career score.

VS. BUFFALO (9/25): 1 reception for 11 yards and 1 TD.

- Caught an 11-yard TD pass from QB Tua Tagovailoa in the 2nd quarter.

VS. HOUSTON (11/27): 4 receptions for 55 yards (13.8 avg.).

POSTSEASON:

AFC WILD CARD AT BUFFALO (1/15): 1 kickoff return for 23 yards.

2021 (SAN FRANCISCO):

- Played in 6 games.
- Spent 11 games on San Francisco's practice squad.
- 3 special teams tackles (2 solo).

VS. ATLANTA (12/19): 1 solo special teams tackle.

VS. HOUSTON (1/2): 2 special teams tackles (1 solo).

POSTSEASON

NFC WILD CARD AT DALLAS (1/16): Played but did not record any stats.

NFC DIVISIONAL AT GREEN BAY (1/22): Played but did not record any stats.

2020 (SAN FRANCISCO):

- Played in 9 games with 1 start.
- Spent 7 games on San Francisco's practice squad.
- 6 receptions for 41 yards (6.8 avg.).
- 1 solo special teams tackle.

VS. GREEN BAY (11/5): 2 receptions for 13 yards (6.5 avg.).

VS. SEATTLE (1/3): 2 receptions for 17 yards (8.5 avg.).

2019 (DENVER/PHILADELPHIA):

- Played in 1 game with Denver.
- Inactive for 1 game with Denver.
- Spent 1 game on Philadelphia's practice squad.
- Spent the offseason and training camp with Denver.

VS. CHICAGO (9/15): Played but did not record any stats.

2018 (DENVER):

- Played in 8 games.
- Spent 7 games on Denver's practice squad.
- 1 reception for 44 yards (44.0 avg.).
- 1 special teams tackle.

VS. HOUSTON (11/4): Played but did not record any stats.

- Made his NFL debut.

VS. CLEVELAND (12/15): 1 special teams tackle.

VS. L.A. CHARGERS (12/30): 1 reception for 44 yards.

2017 (DENVER):

- Spent most of the 2017 season on Denver's practice squad.

JUNIOR (2015): Started 10 games; 53 receptions for 615 yards (11.6 avg.) and 4 TDs.

SOPHOMORE (2014): Played in 9 games with 8 starts; 66 receptions for 771 yards (11.7 avg.) and 8 TDs.

TRUE FRESHMAN (2013): Played in all 13 games with 10 starts; 46 receptions for 614 yards (13.3 avg.) and 3 TDs.

- Honorable mention All-Pac 12.

HIGH SCHOOL (SANTA MARGARITA CATHOLIC HS – RANCHO SANTA MARGARITA, CALIF.)

- Also played baseball and ran track.

SENIOR (2013): 56 receptions for 935 yards (16.7 avg.) and 9 TDs.

- All-county.
- Trinity League Offensive Player of the Year.

JUNIOR (2012): 43 receptions for 639 yards (14.9 avg.) and 5 TDs.

- CIF D1 State Champion.
- All-CIF.

SOPHOMORE (2011): 35 receptions for 469 yards (13.4 avg.); 41 tackles and 3 interceptions.

- All-state.

BEFORE THE NFL

COLLEGE (WASHINGTON STATE):

- 4-year starter (2013-16).

CAREER: Played in 42 games with 37 starts; 218 receptions for 2,701 yards (12.4 avg.) and 20 TDs.

SENIOR (2016): Played in 10 games with 9 starts; 53 receptions for 701 yards (13.2 avg.) and 5 TDs.

- Honorable mention All-Pac 12.

OFF THE FIELD

PERSONAL:

- **PRONUNCIATION:** Last name is pronounced CRAY-craft.

- **MAJOR:** Sport management

- Originally born Tanner Cracraft, he has gone by "River" since he was six months old. The name "River" is inspired by actor River Phoenix.

RIVER CRACRAFT'S NFL REGULAR SEASON STATS

YEAR	TEAM	GP	GS	RECEIVING					RUSHING						
				REC	YDS	AVG	LG	TD	ATT	YDS	AVG	LG	TD		
2017	DENVER														
PRACTICE SQUAD															
2018	DENVER	8	0	1	44	44.0	44	0	0	0	0.0	0	0	0	0
2019	DENVER	1	0	0	0	0.0	0	0	0	0	0.0	0	0	0	0
2020	SAN FRANCISCO	9	1	6	41	6.8	12	0	0	0	0.0	0	0	0	0
2021	SAN FRANCISCO	6	0	0	0	0.0	0	0	0	0	0.0	0	0	0	0
2022	MIAMI	11	0	9	102	11.3	22	2	0	0	0.0	0	0	0	0
NFL TOTALS		35	1	16	187	11.7	44	2	0	0	0.0	0	0	0	0

RIVER CRACRAFT'S NFL REGULAR SEASON RETURNING STATS

YEAR	TEAM	KICKOFF RETURN					PUNT RETURN					
		KR	YDS	AVG	LG	TD	PR	FC	YDS	AVG	LG	TD
2017	DENVER	0	0	0.0	-	0	0	0	0	0.0	-	0
2018	DENVER	3	43	14.3	23	0	12	11	40	3.3	20	0
2019	DENVER	0	0	0.0	-	0	0	0	0	0.0	-	0
2020	SAN FRANCISCO	0	0	0.0	-	0	5	2	40	8.0	21	0
2021	SAN FRANCISCO	0	0	0.0	-	0	0	0	0	0.0	-	0
2022	MIAMI	0	0	0.0	-	0	0	0	0	0.0	-	0
NFL TOTALS		3	43	14.3	23	0	17	13	80	4.7	21	0

RIVER CRACRAFT'S NFL PLAYOFF STATS

YEAR	TEAM	GP	GS	RECEIVING					RUSHING					
				REC	YDS	AVG	LG	TD	ATT	YDS	AVG	LG	TD	
2021	SAN FRANCISCO	2	0	0	0	0.0	0	0	0	0	0.0	0	0	0
2022	MIAMI	1	0	0	0	0.0	0	0	0	0	0.0	0	0	0
PLAYOFF TOTALS		3	0	0	0	0.0	0	0	0	0	0.0	0	0	0

RIVER CRACRAFT'S NFL PLAYOFF RETURNING STATS

YEAR	TEAM	KICKOFF RETURN				PUNT RETURN					
		KR	YDS	AVG	LG	TD	PR	FC	YDS	AVG	LG
2021	SAN FRANCISCO	0	0	0.0	-	0	0	0	0.0	-	0
2022	MIAMI	1	23	23.0	23	0	0	0	0.0	-	0
PLAYOFF TOTALS		1	23	23.0	23	0	0	0	0.0	-	0

ADDITIONAL STATS

Special Teams Tackles: (Denver) 1 in 2018, (San Francisco) 1 in 2020, 3 in 2021 for total of 5.

Miscellaneous Tackles: (Miami) 3 in 2022.

SINGLE-GAME CAREER HIGHS

Receptions: 4 vs. Houston, 11/27/22
Receiving Yards: 55 vs. Houston, 11/27/22
Longest Reception: 44 vs. L.A. Chargers, 12/30/18
Receiving TDs: 1 Twice, last: vs. Buffalo, 9/25/22

2018 GAME-BY-GAME STATS (DENVER)

DATE	OPPONENT	P/S	REC	YDS	AVG	LG	TD
09/09	SEATTLE						
09/16	OAKLAND						
09/23	at Baltimore						
10/01	KANSAS CITY						
10/07	at N.Y. Jets						
10/14	L.A. RAMS						
10/18	at Arizona						
10/28	at Kansas City						
11/04	HOUSTON	1/0	0	0	0.0	-	0
11/18	at L.A. Chargers	1/0	0	0	0.0	-	0
11/25	PITTSBURGH	1/0	0	0	0.0	-	0
12/02	at Cincinnati	1/0	0	0	0.0	-	0
12/09	at San Francisco	1/0	0	0	0.0	-	0
12/15	CLEVELAND	1/0	0	0	0.0	-	0
12/24	at Oakland	1/0	0	0	0.0	-	0
12/30	L.A. CHARGERS	1/0	1	44	44.0	44	0
2018 TOTALS		8/0	1	44	44.0	44	0

2019 GAME-BY-GAME STATS (DENVER)

DATE	OPPONENT	P/S	REC	YDS	AVG	LG	TD
09/09	at Oakland						
09/15	CHICAGO	1/0	0	0	0.0	-	0
09/22	at Green Bay						
09/29	JACKSONVILLE						
10/06	at L.A. Chargers						
10/13	TENNESSEE						
10/17	KANSAS CITY						
10/27	at Indianapolis						
11/03	CLEVELAND						
11/17	at Minnesota						
11/24	at Buffalo						
12/01	L.A. CHARGERS						
12/08	at Houston						
12/15	at Kansas City						
12/22	DETROIT						
12/29	OAKLAND						
2019 TOTALS		1/0	0	0	0.0	-	0

2020 GAME-BY-GAME STATS (SAN FRANCISCO)

DATE	OPPONENT	P/S	REC	YDS	AVG	LG	TD
09/13	ARIZONA						
09/20	at N.Y. Jets						
09/27	at N.Y. Giants						
10/04	PHILADELPHIA						
10/11	MIAMI						
10/18	L.A. RAMS						
10/25	at New England						
11/01	at Seattle	1/0	0	0	0.0	-	0
11/05	GREEN BAY	1/1	2	13	6.5	8	0
11/15	at New Orleans	1/0	0	0	0.0	-	0
11/29	at L.A. Rams	1/0	0	0	0.0	-	0
12/07	BUFFALO	1/0	0	0	0.0	-	0
12/13	WASHINGTON	1/0	0	0	0.0	-	0
12/20	at Dallas	1/0	2	11	5.5	8	0
12/26	at Arizona	1/0	0	0	0.0	-	0
01/03	SEATTLE	1/0	2	17	8.5	12	0
2020 TOTALS		9/1	6	41	6.8	12	0

2021 GAME-BY-GAME STATS (SAN FRANCISCO)

DATE	OPPONENT	P/S	REC	YDS	AVG	LG	TD
09/12	at Detroit						
09/19	at Philadelphia						
09/26	GREEN BAY						
10/03	SEATTLE						
10/10	at Arizona						
10/24	INDIANAPOLIS						
10/31	at Chicago						
11/07	ARIZONA						
11/15	L.A. RAMS						
11/21	at Jacksonville						
11/28	MINNESOTA						
12/05	at Seattle	1/0	0	0	0.0	-	0
12/12	at Cincinnati	1/0	0	0	0.0	-	0
12/19	ATLANTA	1/0	0	0	0.0	-	0
12/23	at Tennessee	1/0	0	0	0.0	-	0
01/02	HOUSTON	1/0	0	0	0.0	-	0
01/09	at L.A. Rams	1/0	0	0	0.0	-	0
2021 TOTALS		6/0	0	0	0.0	-	0

DATE	OPPONENT	P/S	REC	YDS	AVG	LG	TD
01/16	at Dallas*	1/0	0	0	0.0	-	0
01/22	at Green Bay**	1/0	0	0	0.0	-	0
01/30	at L.A. Rams***						
PLAYOFF TOTALS		2/0	0	0	0.0	-	0

* NFC Wild Card game

** NFC Divisional game

*** NFC Championship

2022 GAME-BY-GAME STATS (MIAMI)

DATE	OPPONENT	P/S	REC	YDS	AVG	LG	TD
09/11	NEW ENGLAND	1/0	0	0	0.0	-	0
09/18	at Baltimore	1/0	1	2	2.0	2t	1
09/25	BUFFALO	1/0	1	11	11.0	11t	1
09/29	at Cincinnati	1/0	0	0	0.0	-	0
10/09	at N.Y. Jets	1/0	0	0	0.0	-	0
10/16	MINNESOTA	1/0	0	0	0.0	-	0
10/23	PITTSBURGH	1/0	0	0	0.0	-	0
10/30	at Detroit					INACTIVE	
11/06	at Chicago					INACTIVE	
11/13	CLEVELAND					INACTIVE	
11/27	HOUSTON	1/0	4	55	13.8	22	0
12/04	at San Francisco	1/0	2	29	14.5	18	0
12/11	at L.A. Chargers					INACTIVE	
12/17	at Buffalo					INACTIVE	
12/25	GREEN BAY					INACTIVE	
01/01	at New England	1/0	0	0	0.0	-	0
01/08	N.Y. JETS	1/0	1	5	5.0	5	0
2022 TOTALS		11/0	9	102	11.3	22	2

DATE	OPPONENT	P/S	REC	YDS	AVG	LG	TD
01/15	at Buffalo*	1/0	0	0	0.0	-	0

* AFC Wild Card game



**RAEKWON
DAVIS**

DEFENSIVE TACKLE // 6-7 // 325 // ALABAMA '20
ACQUIRED: D2B, '20
HOMETOWN: MERIDIAN, MISS. // BORN: 6/10/97
NFL: FOURTH SEASON // DOLPHINS: FOURTH SEASON

NFL CAREER

TRANSACTIONS:

- 2nd-round pick (56th overall) by Miami in the 2020 NFL Draft.

CAREER HONORS:

- 2020 PFWA All-Rookie Team.

CAREER HIGHLIGHTS:

- Played in 46 career games with 41 starts.
- 101 tackles (44 solo) and 1.5 sacks.
- Started 1 postseason game.
- His 40 tackles in 2020 were 2nd among rookie defensive linemen:

MOST TACKLES AMONG 2020 ROOKIE DEFENSIVE LINEMEN

	PLAYER	TM	TOT	SOLO	ASST
1.	Chase Young	Was.	44	32	12
2.	RAEKWON DAVIS	MIA.	40	19	21
3.	John Penisini	Det.	35	19	16
4.	Derrick Brown	Car.	34	21	13
5.	Javon Kinlaw	SF	33	15	18

2022 (MIAMI):

- Played in 16 games with 15 starts.
- Inactive for 1 game.
- 33 tackles (13 solo) and 1.0 sack.

VS. NEW ENGLAND (9/11): 5 assisted tackles.

VS. MINNESOTA (10/16): 2 tackles (1 solo) and 1.0 sack.

- Sacked QB Kirk Cousins on 3rd-and-10 in the 3rd quarter to record his 1st career sack.

VS. GREEN BAY (12/25): 3 tackles (2 solo).

- Foiled a fake punt attempt deep inside Packers territory in the 2nd quarter.

POSTSEASON:

AFC WILD CARD AT BUFFALO (1/15): 1 tackle.

2021 (MIAMI):

- Started 14 games.
- 28 tackles (12 solo) and 0.5 sacks.
- Missed 3 games after being placed on injured reserve on Sept. 14.

AT JACKSONVILLE IN LONDON (10/17): 3 solo tackles.

VS. CAROLINA (11/28): 3 tackles (1 solo).

AT NEW ORLEANS (12/27): 3 assisted tackles and 0.5 sack.

- Split a sack of QB Ian Book with DE Emmanuel Ogbah for a loss of 0.5 yard in the 3rd quarter.

2020 (MIAMI):

- Played in all 16 games with 12 starts.
- 40 tackles (19 solo).

AT NEW ENGLAND (9/13): 1 solo tackle.

- Started in his NFL debut.

VS. L.A. CHARGERS (11/15): 7 tackles (5 solo).

VS. KANSAS CITY (12/13): 5 tackles (3 solo).

HONORS:

- PFWA All-Rookie Team.

BEFORE THE NFL

COLLEGE (ALABAMA):

- 4-year letterman (2016-19) and 3-year starter.

CAREER: Played in 48 games with 32 starts; 175 tackles (67 solo), 11.5 sacks, 1 interception, 1 pass defended, 1 forced fumble and 1 fumble recovery.

SENIOR (2019): Started 12 games; 47 tackles (18 solo) and 0.5 sacks.

- 2nd-team All-America.
- 2nd-team All-SEC.

JUNIOR (2018): Played in all 15 games with 14 starts; 55 tackles (24 solo) and 1.5 sacks.

- 2nd-team All-SEC.

SOPHOMORE (2017): Played in 14 games with 6 starts; 69 tackles (24 solo), 8.5 sacks, 1 interception, 1 pass defended and 1 fumble recovery.

- 1st-team All-SEC.
- Helped his team win the College Football Playoff National Championship.

TRUE FRESHMAN (2016): Played in 7 games; 4 tackles (1 solo), 1 sack and 1 forced fumble.

HIGH SCHOOL (MERIDIAN HS – MERIDIAN, MISS.)

SENIOR (2015): 55 tackles and 8.5 sacks.

- All-America.

OFF THE FIELD

COMMUNITY:

2022:

- Held the 3rd annual Rae's Elves holiday event in Meridian to provide gifts and essentials for Hope Village for Children, an organization dedicated to the aid of neglected and abused children.

2021:

- Partnered with Voices for Children Foundation – an organization dedicated to transforming the lives of children in foster care and supporting abused, abandoned or neglected children – volunteering at their holiday Adopt-a-Family shopping event and hosting a group for the Dec. 19 home game vs. the N.Y. Jets at Hard Rock Stadium.
- Volunteered at the Miami Dolphins holiday event to spend time with and provide dinner and children's gifts for South Florida families.
- Held his 2nd annual Rae's Elves event at the Boys & Girls Club of East Mississippi to provide holiday toys and gifts for local children.

- Rode in the 15-mile Dolphins Challenge Cancer XI ride.

2020:

- Held his 1st Rae's Elves drive-thru event at the Boys & Girls Club of East Mississippi providing toys for 900 kids as well as household and sanitation items to assist families in his hometown of Meridian during the pandemic.

PERSONAL:

- **PRONUNCIATION:** First name is pronounced RAY-kwon
- **MAJOR:** Exercise science.

RAEKWON DAVIS' NFL REGULAR SEASON STATS


YEAR	TEAM	GP	GS	TACKLES					INTERCEPTIONS					FUMBLES		
				TOT	SOLO	ASST	SK	YDS	INT	YDS	LG	TD	PD	FF	FR	
2020	MIAMI	16	12	40	19	21	0.0	0.0	0	0	0	0	0	0	0	0
2021	MIAMI	14	14	28	12	16	0.5	0.5	0	0	0	0	0	0	0	0
2022	MIAMI	16	15	33	13	20	1.0	7.0	0	0	0	0	0	0	0	0
NFL TOTALS		46	41	101	44	57	1.5	7.5	0	0	0	0	0	0	0	0

RAEKWON DAVIS' NFL PLAYOFF STATS

YEAR	TEAM	GP	GS	TACKLES					INTERCEPTIONS					FUMBLES		
				TOT	SOLO	ASST	SK	YDS	INT	YDS	LG	TD	PD	FF	FR	
2022	MIAMI	1	1	1	0	1	0.0	0.0	0	0	0	0	0	0	0	0
PLAYOFF TOTALS		1	1	1	0	1	0.0	0.0	0	0	0	0	0	0	0	0

SINGLE-GAME CAREER HIGHS

Tackles: 7 vs. L.A. Chargers, 11/15/20
Sacks: 1.0 vs. Minnesota, 10/16/22



74

LIAM EICHENBERG

OFFENSIVE LINEMAN // 6-6 // 306 // NOTRE DAME '21

ACQUIRED: D2B, '21

HOMETOWN: CLEVELAND, OHIO // BORN: 1/19/98

NFL: THIRD SEASON // DOLPHINS: THIRD SEASON

NFL CAREER

TRANSACTIONS:

- 2nd-round pick (42nd overall) by Miami in the 2021 NFL Draft.

CAREER HIGHLIGHTS:

- Played in 27 career games with 26 starts – 14 at left tackle, 10 at left guard and 2 at right tackle.

2022 (MIAMI):

- Started 10 games at left guard.
- Missed 7 games after being placed on injured reserve on Nov. 1 and being activated on Dec. 27.

AT BALTIMORE (9/18):

- Started at left guard.
- Helped the Dolphins overcome a 21-point fourth-quarter deficit and post 547 total yards in the win.

AT DETROIT (10/30):

- Started at left guard.
- Helped the Dolphins total 476 yards of offense in the come-from-behind victory.

POSTSEASON:

AFC WILD CARD AT BUFFALO (1/15): Inactive.

2021 (MIAMI):

- Played in all 17 games with 16 starts – 14 at left tackle and 2 at right tackle.
- 4 miscellaneous fumble recoveries.

AT NEW ENGLAND (9/12):

- Started at left tackle.
- Made his NFL debut.

AT JACKSONVILLE IN LONDON (10/17):

- Started at left tackle.
- Protected QB Tua Tagovailoa as the team did not allow a sack.

AT N.Y. JETS (11/21):

- Started at left tackle.
- Protected QB Tua Tagovailoa as the team did not allow a sack.

BEFORE THE NFL

COLLEGE (NOTRE DAME):

- 4-year letterman (2017-20) and 3-year starter.

LIAM EICHENBERG'S NFL REGULAR SEASON STATS

GAMES/STARTS: 2021: 17/16, 2022: 10/10

NFL TOTALS: 27/26

ADDITIONAL STATS

Miscellaneous Fumble Recoveries: 4 in 2021.

CAREER:

Played in 43 games with 38 starts.

- Started 38 consecutive games at left tackle to finish his career.

SENIOR (2020):

- Started all 12 games at left tackle.
- 1st-team All-American.
- 1st-team All-ACC.
- Won the Jacobs Blocking Trophy (ACC's most outstanding blocker).
- Did not allow a sack all season.

JUNIOR (2019):

- Started all 13 games at left tackle.
- Did not allow a sack all season.

SOPHOMORE (2018):

- Started all 13 games at left tackle.

REDSHIRT FRESHMAN (2017):

- Played in 5 games.
- Redshirted in 2016.

HIGH SCHOOL (SAINT IGNATIUS HS – CLEVELAND, OHIO)

SENIOR (2015):

- 1st-team All-American.
- 1st-team all-state.
- 1st-team all-division.
- 1st-team all-district.

OFF THE FIELD

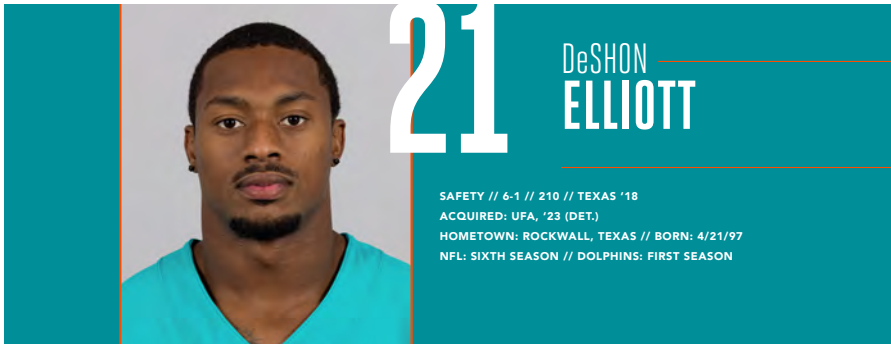
COMMUNITY:

2021:

- Along with fellow Dolphins rookies, teamed up with Neighbors4Neighbors to provide South Florida families with holiday gifts.
- Volunteered at the Miami Dolphins Food Relief Program Thanksgiving meal distribution with Feeding South Florida to provide 1,000 meal boxes to South Florida families.

PERSONAL:

- **PRONUNCIATION:** Last name is pronounced IKE-en-burg.
- **MAJOR:** American studies.



21

DeSHON
ELLIOTT

SAFETY // 6-1 // 210 // TEXAS '18
 ACQUIRED: UFA, '23 (DET.)
 HOMETOWN: ROCKWALL, TEXAS // BORN: 4/21/97
 NFL: SIXTH SEASON // DOLPHINS: FIRST SEASON

NFL CAREER

TRANSACTIONS:

- Signed by Miami as an unrestricted free agent from Detroit on March 17, 2023.
- Signed by Detroit as an unrestricted free agent from Baltimore on April 14, 2022.
- 6th-round pick (190th overall) by Baltimore in the 2018 NFL Draft.

CAREER HIGHLIGHTS:

- Played in 42 career games with 35 starts.
- 201 tackles (145 solo), 3.5 sacks, 2 interceptions, 10 passes defended, 3 forced fumbles and 1 fumble recovery.
- Started 2 postseason games with Baltimore.

2022 (DETROIT):

- Played in 14 games with 13 starts.
- Inactive for 3 games.
- 95 tackles (72 solo), 1 interception, 3 passes defended, 1 forced fumble and 1 fumble recovery.
- 1 solo special teams tackle.

AT MINNESOTA (9/25): 5 tackles (3 solo) and 1 fumble recovery.

- Recovered a fumble by RB Dalvin Cook near the end of the 3rd quarter.

AT NEW ENGLAND (10/9): 12 tackles (10 solo), 1 interception and 1 pass defended.

- Intercepted a pass from QB Bailey Zappe in the 2nd quarter.

VS. JACKSONVILLE (12/4): 6 tackles (3 solo) and 1 forced fumble.

- Forced a fumble of RB Travis Etienne on the 2nd play from scrimmage, which was recovered by LB Alex Anzalone and led to a Lions TD.

2021 (BALTIMORE):

- Started 6 games.
- Inactive for 2 games.
- Missed the rest of the season after being placed on injured reserve on Nov. 8.
- 23 tackles (19 solo), 1.0 sack, 1 interception and 2 passes defended.

AT LAS VEGAS (9/13): 7 tackles (4 solo).

VS. L.A. CHARGERS (10/17): 3 solo tackles, 1.0 sack, 1 interception and 2 passes defended.

- Sacked QB Justin Herbert on a 3rd-and-5 snap in the 1st quarter.

- Intercepted Herbert on a 1st-and-10 play in the 2nd quarter.
- It was the 1st interception of his career.

2020 (BALTIMORE):

- Started all 16 games.
- 80 tackles (51 solo), 2.5 sacks, 2 forced fumbles and 4 passes defended.

AT HOUSTON (9/20): 4 solo tackles and 1.0 sack.

- Sacked QB Deshaun Watson for a loss of 4 yards on a 3rd-and-11 play in the 4th quarter to force a field goal attempt.

VS. CINCINNATI (10/11): 5 tackles (2 solo) and 1.0 sack.

- Sacked QB Joe Burrow for a loss of 9 yards on a 3rd-and-6 snap in the 3rd quarter.

AT PHILADELPHIA (10/18): 3 tackles (1 solo), 1 pass defended and 2 forced fumbles.

- Stripped QB Carson Wentz of the ball in the 1st quarter, which was recovered by Baltimore.

- Forced a fumble by RB Miles Sanders in the 3rd quarter.

POSTSEASON:

AFC WILD CARD AT TENNESSEE (1/10): 4 tackles (3 solo) and 1 pass defended.

AFC DIVISIONAL AT BUFFALO (1/16): 4 tackles (3 solo); 1 special teams tackle.

2019 (BALTIMORE):

- Played in 6 games.
- Missed the rest of the season after being placed on injured reserve on Oct. 15.
- 3 solo tackles and 1 pass defended.
- 3 solo special teams tackles.

AT MIAMI (9/8): 1 solo special teams tackle.

- Made his NFL debut.

VS. CLEVELAND (9/29): 2 solo tackles.

2018 (BALTIMORE):

- Missed the entire season after being placed on injured reserve on Aug. 31.

BEFORE THE NFL

COLLEGE (TEXAS):

- 3-year letterman (2015-17) and 1-year starter.

CAREER: Played in 31 games with 13 starts; 106 tackles (85 solo), 2.5 sacks, 9 interceptions, 23 passes defended, 4 forced fumbles and 3 fumble

recoveries.

JUNIOR (2017): Started all 12 games; 63 tackles (50 solo), 1.5 sacks, 6 interceptions, 15 passes defended, 3 forced fumbles and 1 fumble recovery.

- 1st-team All-American.
- 1st-team All-Big 12.
- His 6 interceptions were tied for the 7th-most in single-season school history.

SOPHOMORE (2016): Played in 12 games with 1 start; 30 tackles (24 solo), 1.0 sack, 1 interception, 5 passes defended and 2 fumble recoveries.

TRUE FRESHMAN (2015): Played in 7 games; 13 tackles (11 solo), 2 interceptions, 3 passes defended and 1 forced fumble.

HIGH SCHOOL (HEATH HS – ROCKWALL, TEXAS)

- Played on both sides of the ball.

SENIOR (2014): 81 tackles, 3 interceptions, 5 passes defended and 1 forced fumble; 15 receptions for 226 yards (15.1 avg.) and 3 TDs.

- 3rd-team all-state.
- 1st-team all-area.
- 1st-team all-district.

JUNIOR (2013): 66 tackles, 4.0 sacks, 3 interceptions and 3 forced fumbles.

- 2nd-team all-district.

SOPHOMORE (2012): 23 tackles and 1 interception.

OFF THE FIELD

PERSONAL:

- **PRONUNCIATION:** First name is pronounced duh-SHON.

DeSHON ELLIOTT'S NFL REGULAR SEASON DEFENSIVE STATS

YEAR	TEAM	GP	GS	TACKLES					INTERCEPTIONS					FUMBLES		
				TOT	SOLO	ASST	SK	YDS	INT	YDS	LG	TD	PD	FF	FR	
2018	BALTIMORE			INJURED RESERVE												
2019	BALTIMORE	6	0	3	3	0	0	0	0	0	0	0	0	1	0	0
2020	BALTIMORE	16	16	80	51	29	2.5	14.0	0	0	0	0	4	2	0	0
2021	BALTIMORE	6	6	23	19	4	1.0	6.0	1	0	0	0	2	0	0	0
2022	DETROIT	14	13	95	72	23	0.0	0.0	1	0	0	0	3	1	1	1
NFL TOTALS		42	35	201	145	56	3.5	20.0	2	0	0	0	10	3	1	1

DeSHON ELLIOTT'S NFL PLAYOFF DEFENSIVE STATS


YEAR	TEAM	GP	GS	TACKLES					INTERCEPTIONS					FUMBLES		
				TOT	SOLO	ASST	SK	YDS	INT	YDS	LG	TD	PD	FF	FR	
2020	BALTIMORE	2	2	8	6	2	0.0	0.0	0	0	0	0	1	0	0	0
NFL TOTALS		2	2	8	6	2	0.0	0.0	0	0	0	0	1	0	0	0

ADDITIONAL STATS

Special Teams Tackles: (Baltimore) 3 in 2019, (Detroit) 1 in 2022 for total of 4 (P-2).

SINGLE-GAME CAREER HIGHS

Tackles:	12	at New England, 10/9/22
Sacks:	1.0	3 times, last: vs. L.A. Chargers, 10/17/21
Interceptions:	1	Twice, last: at New England, 10/9/22
Passes Defended:	2	vs. L.A. Chargers, 10/17/21
Forced Fumbles:	2	at Philadelphia, 10/18/20
Fumble Recoveries:	1	at Minnesota, 9/25/22



18

ERIK EZUKANMA

WIDE RECEIVER // 6-2 // 206 // TEXAS TECH '22
 ACQUIRED: D4, '22
 HOMETOWN: FORT WORTH, TEXAS // BORN: 1/25/00
 NFL: SECOND SEASON // DOLPHINS: SECOND SEASON

NFL CAREER

TRANSACTIONS:

- 4th-round pick (125th overall) by Miami in the 2022 NFL Draft.

CAREER HIGHLIGHTS:

- Played in 1 career game.
- 1 reception for 3 yards.

2022 (MIAMI):

- Played in 1 game.
- Inactive for 16 games.
- 1 reception for 3 yards.

VS. N.Y. JETS (1/8): 1 reception for 3 yards.

- Made his NFL debut.

POSTSEASON:

AFC WILD CARD AT BUFFALO (1/15): Dressed but did not play.

BEFORE THE NFL

COLLEGE (TEXAS TECH):

- 3-year starter (2019-21).

CAREER: Played in 35 games with 27 starts; 138 receptions for 2,165 yards (15.7 avg.) and 15 TDs; 10 carries for 138 yards (13.8 avg) and 2 TDs.

- Became 1st Texas Tech player to lead team in receiving in 3 consecutive seasons since Wayne Walker from 1985-87.

JUNIOR (2021): Started 11 games; 48 receptions for 705 yards (14.7 avg.) and 4 TDs; 10 carries for 138 yards (13.8 avg.) and 2 TDs.

- 2nd-team All-Big-12.

SOPHOMORE (2020): Started all 10 games; 46 receptions for 748 yards (16.3 avg.) and 6 TDs.

- 1st-team All-Big-12.

REDSHIRT FRESHMAN (2019): Played in 12 games with 6 starts; 42 receptions for 664 yards (15.8 avg.) and 4 TDs.

TRUE FRESHMAN (2018): Played in 2 games; 2 receptions for 48 yards (24.0 avg.) and 1 TD.

- Was awarded redshirt season.

HIGH SCHOOL (TIMBER CREEK HS – FORT WORTH, TEXAS)

- 2,471 receiving yards and 32 TDs; 383 rushing yards and 4 TDs.

SENIOR (2017): 750 receiving yards and 10 TDs.

- All-American.

JUNIOR (2016): 1,447 receiving yards and 20 TDs; 383 rushing yards and 4 TDs.

- 1st-team All-American.

OFF THE FIELD

PERSONAL:

- **PRONUNCIATION:** Last name is pronounced ezoo-KAH-muh.
- **MAJOR:** Human sciences with a minor in sports management.

ERIK EZUKANMA'S NFL REGULAR SEASON STATS


YEAR	TEAM	GP	GS	RECEIVING					RUSHING				
				REC	YDS	AVG	LG	TD	ATT	YDS	AVG	LG	TD
2022	MIAMI	1	0	1	3	3.0	3	0	0	0	0.0	0	0
NFL TOTALS		1	0	1	3	3.0	3	0	0	0	0.0	0	0

2022 GAME-BY-GAME STATS (MIAMI)

DATE	OPPONENT	P/S	REC	YDS	AVG	LG	TD
09/11	NEW ENGLAND						INACTIVE
09/18	at Baltimore						INACTIVE
09/25	BUFFALO						INACTIVE
09/29	at Cincinnati						INACTIVE
10/09	at N.Y. Jets						INACTIVE
10/16	MINNESOTA						INACTIVE
10/23	PITTSBURGH						INACTIVE
10/30	at Detroit						INACTIVE
11/06	at Chicago						INACTIVE
11/13	CLEVELAND						INACTIVE
11/27	HOUSTON						INACTIVE
12/04	at San Francisco						INACTIVE
12/11	at L.A. Chargers						INACTIVE
12/17	at Buffalo						INACTIVE
12/25	GREEN BAY						INACTIVE
01/01	at New England						INACTIVE
01/08	N.Y. JETS	1/0	1	3	3.0	3	0
2022 TOTALS		1/0	1	3	3.0	3	0

DATE	OPPONENT	P/S	REC	YDS	AVG	LG	TD
01/15	at Buffalo*						DID NOT PLAY

* AFC Wild Card game



44

BLAKE FERGUSON

LONG SNAPPER // 6-3 // 240 // LSU '20
ACQUIRED: D6, '20
HOMETOWN: SMYRNA, GA. // BORN: 4/21/97
NFL: FOURTH SEASON // DOLPHINS: FOURTH SEASON

NFL CAREER

TRANSACTIONS:

- 6th-round pick (185th overall) by Miami in the 2020 NFL Draft.

CAREER HONORS:

- 2022 Salute to Service Award Nominee.
- 2021 Salute to Service Award Nominee.

CAREER HIGHLIGHTS:

- Played in 50 career games.
- 7 special teams tackles (4 solo).
- 1 special teams fumble recovery.
- Appeared in 1 postseason game.

2022 (MIAMI):

- Played in all 17 games.
- 2 special teams tackles (1 solo).

VS. N.Y. JETS (1/8): 2 special teams tackles (1 solo).

POSTSEASON:

AFC WILD CARD AT BUFFALO (1/15): Played but did not record any stats.

HONORS:

- Salute to Service Award Nominee.

2021 (MIAMI):

- Played in all 17 games.
- 3 special teams tackles (2 solo).
- 1 special teams fumble recovery.

AT NEW ENGLAND (9/12): Played but did not record any stats.

VS. INDIANAPOLIS (10/3): 1 special teams fumble recovery and tackle.

- Recovered a RB Nyheim Hines muffed punt in the 1st quarter.

VS. NEW ENGLAND (1/9): 1 solo special teams tackle.

HONORS:

- Salute to Service Award Nominee.

2020 (MIAMI):

- Played in all 16 games.
- 2 special teams tackles (1 solo).
- Helped K Jason Sanders set a franchise record by converting 92.3 pct. of his FGs in 2020.

AT NEW ENGLAND (9/13): Played but did not record any stats.

- Made his NFL debut.

VS. L.A. CHARGERS (11/15): Played but did not record any stats.

- K Jason Sanders set a team record for consecutive FGs with 22.

AT LAS VEGAS (12/26): 1 solo special teams tackle.

BEFORE THE NFL

COLLEGE (LSU):

- 4-year letterman (2016-19).

CAREER: Played in 53 consecutive games at long snapper.

- Became the 1st long snapper in LSU football history to be named a permanent team captain.

SENIOR (2019): Played in all 15 games.

- Team captain.
- Helped his team win the College Football Playoff National Championship.

JUNIOR (2018): Played in all 13 games; 2 special teams tackles.

- 1st-team All-American.
- Team captain.

SOPHOMORE (2017): Played in all 13 games; 1 tackle and 1 forced fumble.

REDSHIRT FRESHMAN (2016): Played in all 12 games.

- Redshirted in 2015.

HIGH SCHOOL (BUFORD HS – BUFORD, GA.)

SENIOR (2014):

- Winner of the Chris Rubio Award (nation's top high school long snapper).

JUNIOR (2013):

- Winner of the Chris Rubio Award (nation's top high school long snapper).

OFF THE FIELD

COMMUNITY:

- Has Type 1 diabetes and volunteers with the Juvenile Diabetes Research Foundation to raise funds and awareness.

2022:

- Hosted his 2nd military appreciation BBQ event for active duty military members and veterans in South Florida.

2021:

- Volunteered at the Miami Dolphins holiday event to spend time with and provide dinner and

children's gifts for South Florida families.

- Hosted a military appreciation event at Mission BBQ for South Florida veterans and active duty service members.
- Volunteered at the Miami Dolphins Food Relief Program Thanksgiving meal distribution with Feeding South Florida to provide 1,000 meal boxes to South Florida families.
- In 2021, volunteered with United Way Broward to provide Thanksgiving meals for South Florida military families.

- Chose JDRF as his cause for the NFL's My Cause My Cleats program and participated in the JDRF West Palm Beach chapter's 2021 virtual gala.

PERSONAL:

- His brother, Reid Ferguson, is the long snapper for the Buffalo Bills and was the starting long snapper at LSU (2012-15).
- **GRADUATE DEGREE:** Master's in Business Administration.
- **MAJOR:** Marketing.

BLAKE FERGUSON'S NFL REGULAR SEASON STATS

GAMES/STARTS: 2020: 16/0, 2021: 17/0, 2022: 17/0

NFL TOTALS: 50/0

BLAKE FERGUSON'S NFL PLAYOFF STATS

GAMES/STARTS: 2022: 1/0

PLAYOFF TOTALS: 1/0

ADDITIONAL STATS

Special Teams Tackles: 2 in 2020, 3 in 2021, 2 in 2022 for total of 7.

Special Teams Fumble Recoveries: 1 in 2021.



89

JULIAN HILL

TIGHT END // 6-4 // 251 // CAMPBELL '23
 ACQUIRED: FA, '23
 HOMETOWN: FAYETTEVILLE, N.C. // BORN: 7/9/00
 NFL: ROOKIE SEASON // DOLPHINS: ROOKIE SEASON

NFL CAREER

TRANSACTIONS:

- Signed by Miami as an undrafted college free agent on May 12, 2023.

BEFORE THE NFL

COLLEGE (CAMPBELL):

- 5-year letterman (2018-22) and 3-year starter.

CAREER: Played in 48 games with 26 starts; 85 receptions for 1,218 yards (14.3 avg.) and 7 TDs; 3 carries for 5 yards (1.7 avg.) and 1 TD.

SENIOR (2022): Started all 11 games; 38 receptions for 659 yards (17.3 avg.) and 5 TDs; 2 carries for 3 yards (1.5 avg.) and 1 TD.

- 1st-team All-Big South.
- His 659 receiving yards were 5th among all FCS tight ends.

REDSHIRT JUNIOR (2021): Started all 11 games; 34 receptions for 367 yards (10.8 avg.) and 2 TDs; 1 carry for 2 yards.

- 1st-team All-Big South.

- His 34 receptions led all conference tight ends.
- JUNIOR (2020):** Started all 4 games; 6 receptions for 102 yards (17.0 avg.).
- 2nd-team All-Big South.
- SOPHOMORE (2019):** Played all 11 games; 6 receptions for 85 yards (14.2 avg.).
- TRUE FRESHMAN (2018):** Played all 11 games; 1 reception for 5 yards.

HIGH SCHOOL (PINE FOREST HS – FAYETTEVILLE, N.C.)

- Played quarterback.
 - Also lettered in basketball and baseball.
- JUNIOR (2016):** 1,750 passing yards; 175 rushing yards; 24 total touchdowns.
- 2nd-team all-conference.
- SOPHOMORE (2015):** 1,500 passing yards; 175 rushing yards; 16 total TDs.

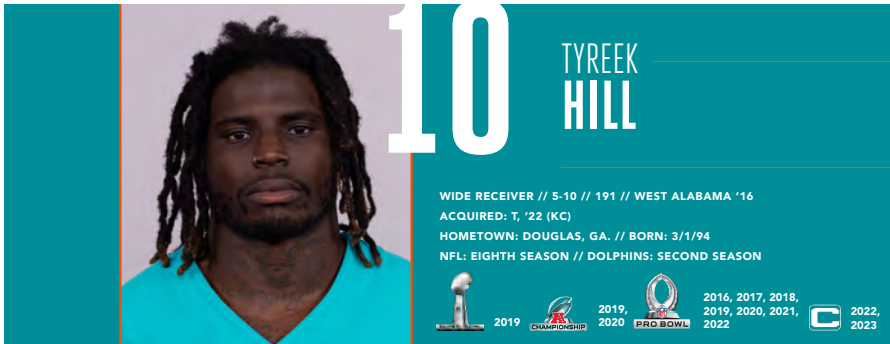
OFF THE FIELD

PERSONAL:

- **MAJOR:** Exercise science.

JULIAN HILL'S COLLEGE STATS

YEAR	TEAM	GP	GS	RECEIVING					RUSHING				
				REC	YDS	AVG	LG	TD	ATT	YDS	AVG	LG	TD
2018	CAMPBELL	11	0	1	5	5.0	5	0	0	0	0.0	0	0
2019	CAMPBELL	11	0	6	85	14.2	35	0	0	0	0.0	0	0
2020	CAMPBELL	4	4	6	102	17.0	30	0	0	0	0.0	0	0
2021	CAMPBELL	11	11	34	367	10.8	39	2	1	2	2.0	2	0
2022	CAMPBELL	11	11	38	659	17.3	53	5	2	3	1.5	2	1
NCAA TOTALS		48	26	85	1218	14.3	53	7	3	5	1.7	2	1



WIDE RECEIVER // 5-10 // 191 // WEST ALABAMA '16
 ACQUIRED: T, '22 (KC)
 HOMETOWN: DOUGLAS, GA. // BORN: 3/1/94
 NFL: EIGHTH SEASON // DOLPHINS: SECOND SEASON



NFL CAREER

TRANSACTIONS:

- Traded from Kansas City to Miami on March 23, 2022.
- 5th-round pick (165th overall) by Kansas City in the 2016 NFL Draft.

CAREER HONORS:

- No. 7 on the NFL Network Top 100 list in 2023.
- 2022 1st-team All-Pro.
- 2022 PFWA All-NFL.
- 2022 PFWA All-AFC.
- 2022 Dan Marino Team MVP Award.
- 2022 Pro Bowl selection.
- No. 15 on the NFL Network Top 100 list in 2022.
- 2021 Pro Bowl selection.
- No. 15 on the NFL Network Top 100 list in 2021.
- 2020 Pro Bowl selection.
- 2020 1st-team All-Pro.
- AFC Offensive Player of the Week (at Tampa Bay, 11/29/20).
- 2020 PFWA All-AFC.
- No. 22 on the NFL Network Top 100 list in 2020.
- 2010s NFL All-Decade Team.
- 2019 Pro Bowl selection.
- No. 19 on the NFL Network Top 100 list in 2019.
- 2018 Pro Bowl selection.
- 2018 1st-team All-Pro.
- No. 40 on the NFL Network Top 100 list in 2018.
- 2017 Pro Bowl selection.
- No. 36 on the NFL Network Top 100 list in 2017.
- 2016 Pro Bowl selection.
- 2016 1st-team All-Pro.
- 2016 PFWA All-NFL.
- 2016 PFWA All-AFC.
- 2016 PFWA All-Rookie.
- Pepsi NFL Rookie of the Week (at San Diego, 1/1/17).
- AFC Special Teams Player of the Week (at San Diego, 1/1/17).
- AFC Special Teams Player of the Week (vs. Oakland, 12/8/16).
- AFC Special Teams Player of the Month (December 2016).
- AFC Offensive Player of the Week (at Denver, 11/27/16).

CAREER HIGHLIGHTS:

- Played in 108 career games with 90 starts.
- 598 receptions for 8,340 yards (13.9 avg.) and 63 TDs.
- 100 carries for 751 yards (7.5 avg.) and 7 TDs.
- 14 kickoff returns for 384 yards (27.4 avg.) and 1 TD.
- 88 punt returns for 1,005 yards (11.4 avg.) and 4 TDs.
- 1 miscellaneous fumble return TD.
- Appeared in 14 postseason games with 13 starts – 13 with Kansas City and 1 with Miami.
- Won Super Bowl LIV with Kansas City.
- His 18 receptions of 50+ yards lead the NFL since he entered the league in 2016:

MOST RECEPTIONS OF 50+ YARDS (SINCE 2016)				
PLAYER	TEAMS	REC	YDS	50+
1. TYREEK HILL	KC/MIA.	598	8,340	18
2. DeSean Jackson	Was./TB/PHI/LAR/LV/Bal.	199	3,449	14
3. Stefon Diggs	Min/Buf.	651	8,092	13
A.J. Brown	Ten./Phi.	273	4,491	13
Cooper Kupp	LAR	508	6,329	13

- His 63 TD receptions are 3rd in the NFL since he entered the league in 2016:

MOST TD RECEPTIONS (SINCE 2016)				
PLAYER	TEAMS	REC	YDS	TDs
1. Davante Adams	GB/LV	681	8,708	83
2. Mike Evans	TB	541	8,168	66
3. TYREEK HILL	KC/MIA.	598	8,340	63
4. Travis Kelce	KC	675	8,607	59
5. Stefon Diggs	Buf.	651	8,092	55

- His 9,091 scrimmage yards are 3rd in the NFL since he entered the league in 2016:

MOST SCRIMMAGE YARDS (SINCE 2016)				
PLAYER	TEAMS	RUSH	REC	TOT
1. Ezekiel Elliott	Dal.	8,262	2,336	10,598
2. Derrick Henry	Ten.	8,335	1,244	9,579
3. TYREEK HILL	KC/MIA.	751	8,340	9,091
4. Alvin Kamara	NO	5,135	3,753	8,888
5. Davante Adams	GB/LV	-1	8,708	8,707

- His 8,340 receiving yards are 3rd in the NFL since he entered the league in 2016:

MOST RECEIVING YARDS (SINCE 2016)

PLAYER	TEAMS	REC	YDS	TDs
1. Davante Adams	GB/LV	681	8,708	83
2. Travis Kelce	KC	675	8,607	59
3. TYREEK HILL	KC/MIA.	598	8,340	63
4. Mike Evans	TB	541	8,168	66
5. Stefon Diggs	Min./Buf.	651	8,092	55
6. DeAndre Hopkins	Hou./Ari.	614	7,765	52
7. Julio Jones	Atl./Ten./TB	489	7,428	29
8. Amari Cooper	Oak./Dal./Cle.	523	7,166	49
9. Brandin Cooks	NO/NE/ LAR/Hou.	493	6,928	37
10. Keenan Allen	SD/LAC	581	6,733	36

- His 598 receptions are 5th in the NFL since he entered the league in 2016:

MOST RECEPTIONS (SINCE 2016)

PLAYER	TEAMS	REC	YDS	TDs
1. Davante Adams	GB/LV	681	8,708	83
2. Travis Kelce	KC	675	8,607	59
3. Stefon Diggs	Min./Buf.	651	8,092	55
4. DeAndre Hopkins	Hou./Ari.	614	7,765	52
5. TYREEK HILL	KC/MIA.	598	8,340	63
6. Keenan Allen	LAC	581	6,733	36
7. Mike Evans	TB	541	8,168	66
8. Michael Thomas	NO	526	6,121	35
9. Amari Cooper	Oak./Dal./Cle.	523	7,166	49
10. Jarvis Landry	Mia./Cle./NO	519	5,955	29

- His 1,710 receiving yards in 2022 were 2nd in the league:

MOST RECEIVING YARDS (2022)

PLAYER	TEAM	REC	YDS	TDs
1. Justin Jefferson	Min.	128	1,809	8
2. TYREEK HILL	MIA.	119	1,710	7
3. Davante Adams	LV	100	1,516	14
4. A.J. Brown	Phi.	88	1,496	11
5. Stefon Diggs	Buf.	108	1,429	11

- His 119 receptions in 2022 were 2nd in the league:

MOST RECEPTIONS (2022)

PLAYER	TEAM	REC	YDS	TDs
1. Justin Jefferson	Min.	128	1,809	8
2. TYREEK HILL	MIA.	119	1,710	7
3. Travis Kelce	KC	110	1,338	12
4. Stefon Diggs	Buf.	108	1,429	11
5. CeeDee Lamb	Dal.	107	1,359	9
Austin Ekeler	LAC	107	722	5

- His 1,710 receiving yards in 2022 were a franchise record:

MOST RECEIVING YARDS IN DOLPHINS HISTORY (SINGLE SEASON)

PLAYER	YEAR	REC	YDS	TDs
1. TYREEK HILL	2022	119	1,710	7
2. Mark Clayton	1984	73	1,389	18
3. Jaylen Waddle	2022	75	1,356	8
4. Mark Duper	1986	67	1,313	11
5. Mark Duper	1984	71	1,306	8

- His 119 receptions in 2022 were a franchise record:

MOST RECEPTIONS IN DOLPHINS HISTORY (SINGLE SEASON)

PLAYER	YEAR	REC	YDS	TDs
1. TYREEK HILL	2022	119	1,710	7
2. Jarvis Landry	2017	112	987	9
3. Jarvis Landry	2015	110	1,157	4
4. Jaylen Waddle	2021	104	1,015	6
5. Jarvis Landry	2016	94	1,136	4

- His 1,687 receiving yards in 2022 were the most in NFL history for a player in his 1st season with a team.
- His 67 TDs in 6 seasons (2016-21) with the Chiefs rank 4th-most in team history:

MOST TOTAL TDs IN CHIEFS HISTORY

PLAYER	YRS	RUSH	REC	RET	TDs
1. Priest Holmes	2001-07	76	7	0	83
2. Tony Gonzalez	1997-08	0	76	0	76
3. Travis Kelce	2013-22	2	69	1	72
4. TYREEK HILL	2016-21	6	56	5	67
5. Jamaal Charles	2008-16	43	20	1	64

- His 479 receptions in 6 seasons (2016-21) with the Chiefs rank 4th-most in team history:

MOST RECEPTIONS IN CHIEFS HISTORY

PLAYER	YEARS	REC	YDS	TDs
1. Tony Gonzalez	1997-2008	916	10,940	76
2. Travis Kelce	2013-22	814	10,344	69
3. Dwayne Bowe	2007-14	532	7,155	44
4. TYREEK HILL	2016-21	479	6,630	56
5. Henry Marshall	1976-87	416	6,545	33

- His 6,630 receiving yards in 6 seasons (2016-21) with the Chiefs rank 5th-most in team history:

MOST RECEIVING YARDS IN CHIEFS HISTORY

PLAYER	YEARS	REC	YDS	TDs
1. Tony Gonzalez	1997-2008	916	10,940	76
2. Travis Kelce	2013-22	814	10,344	69
3. Otis Taylor	1965-75	410	7,306	57
4. Dwayne Bowe	2007-14	532	7,155	44
5. TYREEK HILL	2016-21	479	6,630	56

- His 56 receiving TDs in 6 seasons (2016-21) with the Chiefs rank 4th-most in team history:

MOST RECEIVING TDs IN CHIEFS HISTORY

PLAYER	YEARS	REC	YDS	TDs
1. Tony Gonzalez	1997-2008	916	10,940	76
2. Travis Kelce	2013-22	814	10,344	69
3. Otis Taylor	1965-75	410	7,306	57
4. TYREEK HILL	2016-21	479	6,630	56
5. Chris Burford	1960-67	391	5,505	55

- Owns 2 of the 3 best single-season receiving TD totals in Chiefs history:

MOST RECEIVING TDs IN CHIEFS HISTORY (SINGLE SEASON)

PLAYER	YEAR	REC	YDS	TDs
1. TYREEK HILL	2020	87	1,276	15
Dwayne Bowe	2010	72	1,162	15
3. TYREEK HILL	2018	87	1,479	12
Chris Burford	1962	45	645	12
5. Travis Kelce	2022	110	1,338	12

- His 111 receptions in 2021 were a Chiefs single-season record:

MOST RECEPTIONS IN CHIEFS HISTORY (SINGLE SEASON)

PLAYER	YEAR	REC	YDS	TDs
1. TYREEK HILL	2021	111	1,239	9
2. Travis Kelce	2022	110	1,338	12
3. Travis Kelce	2020	105	1,416	11
4. Travis Kelce	2018	103	1,336	10
5. Tony Gonzalez	2004	102	1,258	7

- His 269 receiving yards on Nov. 29, 2020 vs. Tampa Bay were the 2nd-most in a single game in Chiefs history and most by any NFL player since Oct. 2, 2016 (Julio Jones).

- His 1,479 receiving yards in 2018 were a Chiefs single-season record:

MOST RECEIVING YARDS IN CHIEFS HISTORY (SINGLE SEASON)				
PLAYER	YEAR	REC	YDS	TDs
1. TYREEK HILL	2018	87	1,479	12
2. Travis Kelce	2020	105	1,416	11
3. Derrick Alexander	2000	78	1,391	10
4. Carlos Carson	1983	80	1,351	7
5. Travis Kelce	2022	110	1,338	12

- Is a 2-time team captain (2022-23).

2023 (MIAMI):

HONORS:

- No. 7 on the NFL Network Top 100 list.

2022 (MIAMI):

- Started all 17 games.
- 119 receptions for 1,710 yards (14.4 avg.) and 7 TDs.
- fgrd
- 7 carries for 32 yards (4.6 avg.) and 1 TD.
- 2 punt returns for -4 yards (-2.0 avg.).
- 1 miscellaneous fumble return TD.
- 3 miscellaneous tackles.
- Served as a team captain.
- Broke the franchise record for single-season receiving yards, which had stood for nearly 40 years (Mark Clayton, 1,389 yards in 1984).
- Broke the franchise record for single-season receptions, which was held by Jarvis Landry (112) since 2017.
- His 1,710 receiving yards were the most in NFL history for a player in his 1st season with a team.

VS. NEW ENGLAND (9/11): 8 receptions for 94 yards (11.8 avg.); 1 carry for 6 yards.

- His 94 receiving yards were the most by a Dolphins newcomer in a Week 1 game in franchise history.
- It was the most receiving yards by a Dolphins player in Week 1 since Sept. 9, 2018 (Kenny Stills vs. Ten., 106)

AT BALTIMORE (9/18): 11 receptions for 190 yards (17.3 avg.) and 2 TDs.

- Joined WR Jaylen Waddle as the only NFL teammates during the Super Bowl era to total at least 170 receiving yards and 2 receiving TDs in the same game.
- It was his 4th career game with at least 10 receptions, 150 receiving yards and 2 receiving TDs joining Hall of Fame WR Jerry Rice as the only players in NFL history to accomplish that feat.
- His 190 receiving yards were the most by a Dolphins player in a single game since Sept. 30, 2012 (Brian Hartline, 253).

- Caught a 48-yard TD from QB Tua Tagovailoa in the 4th quarter.
- Caught a 60-yard TD from QB Tua Tagovailoa in the 4th quarter.

AT CINCINNATI (9/29): 10 receptions for 160 yards (16.0 avg.).

- Topped 100 receiving yards for the 24th time in his career.
- It marked the 8th time in his career (including postseason) he had at least 10+ receptions and

150+ receiving yards in a game.

VS. MINNESOTA (10/16): 12 receptions for 177 yards (14.8 avg.).

- Became 1st player in NFL history to have catch 10+ passes and have 150+ receiving yards in 3 of his team's 1st 6 games of a season.
- Set Dolphins record for most receiving yards (701) through 1st 6 games of a season.

AT DETROIT (10/30): 12 receptions for 188 yards (15.7 avg.).

- Topped 160 receiving yards for the 4th time in just 8 games with the Dolphins, moving into 2nd place in team history for most 160+ yard games.
- Joined WR Roy Green (1984) as the only two players in NFL history to have 150+ receiving yards in 4 of his team's 1st 8 games of a season.

AT CHICAGO (11/6): 7 receptions for 143 yards (20.4 avg.) and 1 TD.

- Caught a 3-yard TD pass from QB Tua Tagovailoa in the 2nd quarter.
- Topped 1,000 receiving yards for the season, becoming the 1st Dolphins player to do so in 9 games.
- It was the 5th 1,000-yard season of his career.

AT L.A. CHARGERS (12/11): 4 receptions for 81 yards (20.3 avg.) and 1 TD.

- Caught a 60-yard TD pass from QB Tua Tagovailoa in the 3rd quarter to bring Miami within 3 points.
- Returned an offensive fumble 57 yards for a TD in the 2nd quarter.
- Broke the franchise record for single-season receiving yards (Mark Clayton, 1,389 yards in 1984) with an 11-yard reception in the 1st quarter.
- Also caught his 100th pass of the season in the game, becoming the 3rd player in Dolphins history to record triple-digit receptions in a season.

VS. GREEN BAY (12/25): 4 receptions for 103 yards (25.8 avg.).

- Broke the franchise's single-season receptions record with his final catch of the game, a mark that was held by Jarvis Landry (112) since 2017.

POSTSEASON:

AFC WILD CARD AT BUFFALO (1/15): 7 receptions for 69 yards (9.9 avg.); 2 carries for 5 yards (2.5 avg.); 2-point conversion reception.

- Became the 6th player in NFL history to total 50+ receiving yards in at least 9 consecutive postseason games.

PRO BOWL:

- Selected to the Pro Bowl for the 7th time in his career and his 4th as a starter.
- Became the 2nd WR in NFL history to make the Pro Bowl in each of his 1st 7 seasons (AJ Green).

HONORS:

- 1st-team All-Pro.
- PFWA All-NFL.
- PFWA All-AFC.
- Recipient of the Dan Marino Team MVP Award.
- No. 15 on the NFL Network Top 100 list.

2021 (KANSAS CITY):

- Played in 17 games with 16 starts.
- 111 receptions for 1,239 yards (11.2 avg.) and 9 TDs.

- 9 carries for 96 yards (10.7 avg.).
- His 111 receptions were a Chiefs single-season record.

VS. CLEVELAND (9/12): 11 receptions for 197 yards (17.9 avg.) and 1 TD; 1 carry for 4 yards.

- Caught a 75-yard TD pass from QB Patrick Mahomes to cut Cleveland's lead to 29-27.

AT PHILADELPHIA (10/3): 11 receptions for 186 yards (16.9 avg.) and 3 TDs.

- Caught a 6-yard TD pass from QB Patrick Mahomes in the 2nd quarter to give Kansas City a 14-10 lead.
- Caught a 12-yard TD pass from QB Patrick Mahomes in the 4th quarter to give Kansas City a 35-23 lead.
- Caught a 44-yard TD pass from QB Patrick Mahomes to give Kansas City a 42-23 lead in the 4th quarter.

AT L.A. CHARGERS (12/16): 12 receptions for 148 yards (12.3 avg.) and 1 TD.

- Caught a 1-yard TD pass from QB Patrick Mahomes to tie the game at 21-21 in the 4th quarter.

POSTSEASON:

AFC WILD CARD VS. PITTSBURGH (1/16): 5 receptions for 57 yards (11.4 avg.) and 1 TD; 1 punt return for -8 yards.

- Caught a 31-yard TD pass from QB Patrick Mahomes to give Kansas City a 35-7 lead.

AFC DIVISIONAL VS. BUFFALO (1/23): 11 receptions for 150 yards (13.6 avg.) and 1 TD; 1 carry for -2 yards; 1 punt return for 45 yards.

- Caught a 64-yard TD pass from QB Patrick Mahomes to give Kansas City a 33-29 lead in the 4th quarter.

AFC CHAMPIONSHIP VS. CINCINNATI (1/30): 7 receptions for 78 yards (11.1 avg.) and 1 TD.

- Caught a 10-yard TD pass from QB Patrick Mahomes to give Kansas City a 7-0 lead in the 1st quarter.

PRO BOWL:

- Selected to the Pro Bowl for the 6th time in his career and his 3rd as a starter.
- Became the 2nd WR in NFL history to make the Pro Bowl in each of his 1st 6 seasons (AJ Green).

HONORS:

- No. 15 on the NFL Network Top 100 list.

2020 (KANSAS CITY):

- Started 15 games
- Inactive for 1 game.
- 87 receptions for 1,276 yards (14.7 avg.) and 15 TDs.
- 13 carries for 123 yards (9.5 avg.) and 2 TDs.
- 1 punt return for 0 yards.
- His 15 receiving TDs tied a single-season Chiefs record (Dwayne Bowe, 2010).

VS. CAROLINA (11/8): 9 receptions for 113 yards (12.6 avg.) and 2 TDs; 1 carry for 8 yards.

- Caught a 28-yard TD pass from QB Patrick Mahomes in the 4th quarter to give Kansas City a 26-17 lead.
- Caught a 2-yard TD pass from QB Patrick Mahomes to give Kansas City a 33-24 lead in the 4th quarter.

AT LAS VEGAS (11/22): 11 receptions for 102 yards (9.3 avg.) and 1 TD; 2 carries for -2 yards (-1.0 avg.).

- Caught a 3-yard TD pass from QB Patrick Mahomes to tie the game at 7-7 in the 1st quarter.

AT TAMPA BAY (11/29): 13 receptions for 269 yards (20.7 avg.) and 3 TDs.

- His 269 receiving yards were the most receiving yards in an NFL game since WR Julio Jones had 300 on Oct. 2, 2016 vs. Carolina, and the 2nd-most in a single game in Chiefs history (Stephone Paige, 309, 12/22/85).
- His 203 receiving yards in the 1st quarter made him the 3rd NFL player since 1980 with at least 200 receiving yards in a single quarter and 2nd-most in a 1st quarter (Lee Evans, 205, 11/19/06).
- Caught a 75-yard TD pass from QB Patrick Mahomes to give Kansas City a 10-0 lead in the 1st quarter.
- Caught a 44-yard TD pass from QB Patrick Mahomes to extend Kansas City's lead to 17-0 in the 1st quarter.
- Caught a 20-yard TD pass from QB Patrick Mahomes in the 3rd quarter to give Kansas City a 27-10 lead.

POSTSEASON:

AFC DIVISIONAL VS. CLEVELAND (1/17): 8 receptions for 110 yards (13.8 avg.); 3 carries for 9 yards (3.0 avg.).

AFC CHAMPIONSHIP VS. BUFFALO (1/24): 9 receptions for 172 yards (19.1 avg.).

SUPER BOWL LV VS. TAMPA BAY (2/7): 7 receptions for 73 yards (10.4 avg.); 1 carry for 5 yards; 1 punt return for 0 yards.

PRO BOWL:

- Selected to the Pro Bowl for the 5th time in his career and his 2nd as a starter.

HONORS:

- 1st-team All-Pro.
- AFC Offensive Player of the Week (at Tampa Bay, 11/29).
- PFWA All-AFC.
- No. 22 on the NFL Network Top 100 list.

2019 (KANSAS CITY):

- Started 12 games.
- Inactive for 4 games.
- 58 receptions for 860 yards (14.8 avg.) and 7 TDs.
- 8 carries for 23 yards (2.9 avg.).
- 1 punt return for 0 yards.

VS. HOUSTON (10/13): 5 receptions for 80 yards (16.0 avg) and 2 TDs.

- Caught a 46-yard TD pass from QB Patrick Mahomes to give Kansas City a 7-0 lead in the 1st quarter.
- Caught a 6-yard pass from QB Patrick Mahomes in the 3rd quarter to give Kansas City a 24-23 lead.

VS. MINNESOTA (11/3): 6 receptions for 140 yards (23.3 avg.) and 1 TD; 1 carry for 5 yards.

- Caught a 40-yard TD pass from QB Patrick Mahomes in the 1st quarter to give Kansas City a 7-0 lead.

AT TENNESSEE (11/10): 11 receptions for 157 yards (14.3 avg.) and 1 TD; 1 carry for 3 yards.

- Caught an 11-yard TD pass from QB Patrick Mahomes to give Kansas City a 20-13 lead in the 3rd quarter.

VS. DENVER (12/15): 5 receptions for 67 yards (13.4 avg.) and 2 TDs; 1 carry for 1 yard.

- Caught a 41-yard TD pass from QB Patrick Mahomes to give Kansas City a 7-0 lead in the 1st quarter.
- Caught a 5-yard TD pass from QB Patrick Mahomes in the 3rd quarter to give Kansas City a 22-3 lead.

POSTSEASON:

AFC DIVISIONAL VS. HOUSTON (1/12): 3 receptions for 41 yards (13.7 avg.); 1 carry for 4 yards; 1 punt return for 0 yards.

AFC CHAMPIONSHIP VS. TENNESSEE (1/19): 5 receptions for 67 yards (13.4 avg.) and 2 TDs; 1 carry for 7 yards; 1 kickoff return for 19 yards.

- Caught an 8-yard TD pass from QB Patrick Mahomes to cut Tennessee's lead to 10-7 in the 1st quarter.
- Caught a 20-yard TD pass from QB Patrick Mahomes to cut Tennessee's lead to 17-14 in the 2nd quarter.

SUPER BOWL LIV VS. SAN FRANCISCO (2/2): 9 receptions for 105 yards (11.7 avg.).

PRO BOWL:

- Selected to the Pro Bowl for the 4th time in his career.

HONORS:

- No. 19 on the NFL Network Top 100 list.

2018 (KANSAS CITY):

- Started all 16 games.
- 87 receptions for 1,479 yards (17.0 avg.) and 12 TDs.
- 22 carries for 151 yards (6.9 avg.) and 1 TD.
- 20 punt returns for 213 yards (10.7 avg.) and 1 TD.
- His 1,479 receiving yards were a Chiefs single-season record.
- His 12 receiving TDs were tied for 2nd-most in a single season in Chiefs history at the time.

AT L.A. CHARGERS (9/9): 7 receptions for 169 yards (24.1 avg.) and 2 TDs; 2 carries for 4 yards (2.0 avg.); 2 punt returns for 95 yards (47.5 avg.) and 1 TD.

- Returned a punt 91 yards for a TD in the 1st quarter to give Kansas City a 7-0 lead.
- Caught a 58-yard TD pass from QB Patrick Mahomes in the 1st quarter to give Kansas City a 14-3 lead.
- Caught a 1-yard TD pass from QB Patrick Mahomes to give Kansas City a 38-20 lead in the 4th quarter.

AT NEW ENGLAND (10/14): 7 receptions for 142 yards (20.3 avg.) and 3 TDs.

- Caught a 14-yard TD pass from QB Patrick Mahomes in the 3rd quarter to cut New England's lead to 27-15.
- Scored on a 1-yard TD pass from QB Patrick Mahomes to give Kansas City a 33-30 advantage.
- Caught a 75-yard TD pass from QB Patrick Mahomes to tie the game at 40-40 in the 4th quarter.

VS. ARIZONA (11/11): 7 receptions for 117 yards

(16.7 avg.) and 2 TDs; 1 carry for 20 yards; 2 punt returns for 0 yards (0.0 avg.).

- Caught a 37-yard TD pass from QB Patrick Mahomes on Kansas City's opening possession.
- Caught a 14-yard TD pass from QB Patrick Mahomes to give Kansas City a 20-7 lead in the 2nd quarter.

POSTSEASON:

AFC DIVISIONAL VS. INDIANAPOLIS (1/12): 8 receptions for 72 yards (9.0 avg.); 1 carry for 36 yards and 1 TD; 5 punt returns for 6 yards (1.2 avg.).

- Scored on a 36-yard TD run to give Kansas City a 14-0 lead in the 1st quarter.

AFC CHAMPIONSHIP VS. NEW ENGLAND (1/20): 1 reception for 42 yards; 1 punt return for -11 yards.

PRO BOWL:

- Selected to start in the Pro Bowl for the 1st time in his career and his 3rd overall Pro Bowl selection.

HONORS:

- 1st-team All-Pro.
- No. 40 on the NFL Network Top 100 list.

2017 (KANSAS CITY):

- Played in 15 games with 13 starts.
- Inactive for 1 game.
- 75 receptions for 1,183 yards (15.8 avg.) and 7 TDs.
- 17 carries for 59 yards (3.5 avg.).
- 25 punt returns for 204 yards (8.2 avg.) and 1 TD.

AT NEW ENGLAND (9/7): 7 receptions for 133 yards (19.0 avg.) and 1 TD; 2 carries for 5 yards (2.5 avg.); 2 punt returns for 7 yards (3.5 avg.).

- Caught a 75-yard TD pass from QB Alex Smith in the 3rd quarter to give Kansas City a 21-17 lead.

AT HOUSTON (10/8): 4 receptions for 68 yards (17.0 avg.); 2 punt returns for 75 yards (37.5 avg.) and 1 TD.

- Scored on an 82-yard punt return to give Kansas City a 39-20 lead in the 4th quarter.

AT OAKLAND (10/19): 6 receptions for 125 yards (20.8 avg.) and 1 TD; 2 carries for 7 yards (3.5 avg.); 2 punt returns for 13 yards (6.5 avg.).

- Caught a 64-yard TD pass from QB Alex Smith to give Kansas City a 17-14 lead in the 2nd quarter.

AT N.Y. JETS (12/3): 6 receptions for 185 yards (30.8 avg.) and 2 TDs; 1 punt return for 24 yards.

- Caught a 79-yard TD pass from QB Alex Smith to tie the game at 24-24 in the 3rd quarter.

- Caught a 40-yard TD pass from QB Alex Smith to give Kansas City a 31-30 lead in the 4th quarter.

POSTSEASON:

AFC WILD CARD VS. TENNESSEE (1/6): 7 receptions for 87 yards (12.4 avg.); 1 carry for 14 yards; 1 kickoff return for 17 yards; 2 punt returns for 8 yards (4.0 avg.).

PRO BOWL:

- Selected to the Pro Bowl as a return specialist for the 2nd time in his career.

HONORS:

- No. 36 on the NFL Network Top 100 list.

2016 (KANSAS CITY):

- Played in all 16 games with 1 start.

BEFORE THE NFL

COLLEGE (WEST ALABAMA):

- 1-year starter (2015).
- Transferred to West Alabama from Oklahoma State following his junior season (2014).
- Transferred to Oklahoma State from Garden City Community College following his sophomore season (2013).

CAREER (AT WEST ALABAMA): Played in 11 games; 27 receptions for 444 yards (16.4 avg.) and 3 TDs; 25 carries for 237 yards (9.5 avg.) and 1 TD; 20 kickoff returns for 487 yards (24.4 avg.) and 2 TDs.; 20 punt returns for 257 yards (12.9 avg.) and 2 TDs.

SENIOR (2015 AT WEST ALABAMA): Played in 11 games; 27 receptions for 444 yards (16.4 avg.) and 3 TDs; 25 carries for 237 yards (9.5 avg.) and 1 TD; 20 kickoff returns for 487 yards (24.4 avg.) and 2 TDs.; 20 punt returns for 257 yards (12.9 avg.) and 2 TDs.

JUNIOR (2014 AT OKLAHOMA STATE): Played in 12 games; 31 receptions for 281 yards (9.1 avg.) and 1 TD; 102 carries for 534 yards (5.2 avg.) and 1 TD; 30 kickoff returns for 740 yards (24.7 avg.) and 2 TDs; 27 punt returns for 256 yards (9.5 avg.) and 1 TD.

- Big-12 Newcomer of the Year.
- 2nd-team All-Big 12 returner.
- Also competed in track and field and was an Indoor All-American in the 200-meter dash.

SOPHOMORE (2013 AT GARDEN CITY): 32 receptions for 532 yards (16.6 avg.) and 6 TDs; 101 carries for 659 yards (6.5 avg.) and 5 TDs.

- Also competed in track and field.

TRUE FRESHMAN (2012 AT GARDEN CITY): 34 receptions for 661 yards (19.4 avg.) and 5 TDs; 59 carries for 295 yards (5.0 avg.) and 2 TDs.

HIGH SCHOOL (COFFEE HS – DOUGLAS, GA.)

- Also competed in track and field and was a state champion sprinter and long jumper.

OFF THE FIELD

COMMUNITY:

- Established the Tyreek Hill Family Foundation to empower at-risk youth through education and wellness initiatives including scholarships, mentorship programs and football events.

2022:

- Hosted his 2nd annual Tyreek Hill Family Foundation Gala to support mental health by benefiting the Intensive Outpatient Program (IOP) at Nicklaus Children's Hospital in Miami.

- 61 receptions for 593 yards (9.7 avg.) and 6 TDs.
- 24 carries for 267 yards (11.1 avg.) and 3 TDs.
- 14 kickoff returns for 384 yards (27.4 avg.) and 1 TD.
- 39 punt returns for 592 yards (15.2 avg.) and 2 TDs.

VS. SAN DIEGO (9/11): 1 reception for 9 yards and 1 TD; 3 punt returns for 35 yards (11.7 avg.).

- Caught a 9-yard TD pass from QB Alex Smith in the 3rd quarter.
- It was his first NFL reception and TD.
- Made his NFL debut.

AT DENVER (11/27): 9 receptions for 52 yards (5.8 avg.) and 1 TD; 1 carry for 3 yards and 1 TD; 1 kickoff return for 86 yards and 1 TD; 2 punt returns for 28 yards (14.0 avg.).

- Returned a kickoff 86 yards for a TD to give Kansas City a 9-0 lead in the 2nd quarter.
- Scored on a 3-yard TD run in the 3rd quarter to give Kansas City a 16-10 lead.
- Caught a 2-yard TD pass from QB Alex Smith to tie the game at 24-24 with 15 seconds left in the 4th quarter.
- He became the first player to record a rushing touchdown, receiving touchdown and a kick return touchdown in a single game since Chicago's Gale Sayers did so against Minnesota on Oct. 17, 1965.

VS. OAKLAND (12/8): 6 receptions for 66 yards (11.0 avg.) and 1 TD; 1 carry for 2 yards; 1 kickoff return for 25 yards; 6 punt returns for 99 yards (16.5 avg.) and 1 TD.

- Caught a 36-yard TD pass from QB Alex Smith in the 2nd quarter to give Kansas City a 7-3 lead.
- Returned a punt for a 78-yard TD to give Kansas City a 21-3 lead in the 2nd quarter.

AT SAN DIEGO (1/1): 5 receptions for 46 yards (9.2 avg.); 3 carries for 15 yards (5.0 avg.); 1 punt return for 95 yards and 1 TD.

- Returned a punt 95 yards for a TD to give Kansas City a 34-17 lead in the 3rd quarter.

POSTSEASON:

AFC DIVISIONAL VS. PITTSBURGH (1/15): 4 receptions for 27 yards (6.8 avg.); 3 carries for 18 yards (6.0 avg.); 4 kickoff returns for 72 yards (18.0 avg.).

PRO BOWL:

- Selected to the Pro Bowl as a return specialist for the 1st time in his career.

HONORS:

- 1st-team All-Pro.
- PFWA All-NFL.
- PFWA All-AFC.
- PFWA All-Rookie.
- Pepsi NFL Rookie of the Week (at San Diego, 1/1).
- AFC Special Teams Player of the Week (at San Diego, 1/1).
- AFC Special Teams Player of the Month (December)
- AFC Special Teams Player of the Week (vs. Oakland, 12/8).
- AFC Offensive Player of the Week (at Denver, 11/27).

TYREEK HILL'S NFL REGULAR SEASON STATS

YEAR	TEAM	GP	GS	RECEIVING					RUSHING				
				REC	YDS	AVG	LG	TD	ATT	YDS	AVG	LG	TD
2016	KANSAS CITY	16	1	61	593	9.7	49	6	24	267	11.1	70t	3
2017	KANSAS CITY	15	13	75	1183	15.8	79t	7	17	59	3.5	16	0
2018	KANSAS CITY	16	16	87	1479	17.0	75t	12	22	151	6.9	33	1
2019	KANSAS CITY	12	12	58	860	14.8	57t	7	8	23	2.9	5	0
2020	KANSAS CITY	15	15	87	1276	14.7	75t	15	13	123	9.5	32t	2
2021	KANSAS CITY	17	16	111	1239	11.2	75t	9	9	96	10.7	33	0
2022	MIAMI	17	17	119	1710	14.4	64	7	7	32	4.6	10	1
NFL TOTALS		108	90	598	8340	13.9	79t	63	100	751	7.5	70t	7

TYREEK HILL'S NFL REGULAR SEASON RETURNING STATS

YEAR	TEAM	KICKOFF RETURN					PUNT RETURN					
		KR	YDS	AVG	LG	TD	PR	FC	YDS	AVG	LG	TD
2016	KANSAS CITY	14	384	27.4	86t	1	39	8	592	15.2	95t	2
2017	KANSAS CITY	0	0	0.0	-	0	25	9	204	8.2	82t	1
2018	KANSAS CITY	0	0	0.0	-	0	20	3	213	10.7	91t	1
2019	KANSAS CITY	0	0	0.0	-	0	1	0	0	0.0	0	0
2020	KANSAS CITY	0	0	0.0	-	0	1	1	0	0.0	0	0
2021	KANSAS CITY	0	0	0.0	-	0	0	0	0	0.0	-	0
2022	MIAMI	0	0	0.0	-	0	2	2	-4	-2.0	-2	0
NFL TOTALS		14	384	27.4	86t	1	88	23	1005	11.4	95t	4

TYREEK HILL'S NFL PLAYOFF STATS

YEAR	TEAM	GP	GS	RECEIVING					RUSHING				
				REC	YDS	AVG	LG	TD	ATT	YDS	AVG	LG	TD
2016	KANSAS CITY	1	0	4	27	6.8	9	0	3	18	6.0	8	0
2017	KANSAS CITY	1	1	7	87	12.4	45	0	1	14	14.0	14	0
2018	KANSAS CITY	2	2	9	114	12.7	42	0	1	36	36.0	36t	1
2019	KANSAS CITY	3	3	17	213	12.5	44	2	2	11	5.5	7	0
2020	KANSAS CITY	3	3	24	355	14.8	71	0	4	14	3.5	5	0
2021	KANSAS CITY	3	3	23	285	12.4	64t	3	1	-2	-2.0	-2	0
2022	MIAMI	1	1	7	69	9.9	19	0	2	5	2.5	8	0
PLAYOFF TOTALS		14	13	91	1150	12.6	71	5	14	96	6.9	36t	1

TYREEK HILL'S NFL PLAYOFF RETURNING STATS

YEAR	TEAM	KICKOFF RETURN					PUNT RETURN					
		KR	YDS	AVG	LG	TD	PR	FC	YDS	AVG	LG	TD
2016	KANSAS CITY	4	72	18.0	21	0	0	0	0	0.0	-	0
2017	KANSAS CITY	1	17	17.0	17	0	2	0	8	4.0	8	0
2018	KANSAS CITY	0	0	0.0	-	0	6	2	-5	-0.8	4	0
2019	KANSAS CITY	1	19	19.0	19	0	1	1	0	0.0	0	0
2020	KANSAS CITY	0	0	0.0	-	0	1	0	0	0.0	0	0
2021	KANSAS CITY	0	0	0.0	-	0	2	0	37	18.5	45	0
2022	MIAMI	0	0	0.0	-	0	0	0	0	0.0	-	0
NFL TOTALS		6	108	18.0	21	0	12	3	40	3.3	45	0

ADDITIONAL STATS

Special Teams Tackles: (Kansas City) 6 in 2016.
Miscellaneous Tackles: (Kansas City) 1 in 2016, 1 in 2017, 1 in 2018, 1 in 2019, 1 in 2020, 2 in 2021, (Miami) 3 in 2022 for total of 10 (P-3).
Miscellaneous Fumble Recoveries: (Kansas City) 2 in 2016, 2 in 2017, 2 in 2018, 1 in 2021, (Miami) 1 in 2022 for total of 8.
Miscellaneous Touchdowns: (Miami) 57-yard fumble return at L.A. Chargers (12/11/22).
2-Point Conversions: (P-1).

SINGLE-GAME CAREER HIGHS

Receptions: 13 at Tampa Bay, 11/29/20
Receiving Yards: 269 at Tampa Bay, 11/29/20
Longest Reception: 79t at N.Y. Jets, 12/3/17
Receiving TDs: 3 3 times, last: at Philadelphia, 10/3/21
Rushes: 6 vs. Denver, 12/25/16
Rushing Yards: 95 vs. Denver, 12/25/16
Longest Rush: 70t vs. Denver, 12/25/16
Rushing TDs: 1 7 times, last: at Miami, 12/13/20
Kickoff Returns: 4 vs. Pittsburgh, 1/15/17*
Kickoff Return Yards: 86 at Denver, 11/27/16
Longest Kickoff Return: 86t vs. Denver, 12/25/16
Kickoff Return TDs: 1 vs. Denver, 12/25/16
Punt Returns: 6 vs. Oakland, 12/8/16
Punt Return Yards: 99 vs. Oakland, 12/8/16
Longest Punt Return: 95t at San Diego, 1/11/17
Punt Return TDs: 1 4 times, last: at L.A. Chargers, 9/9/18

* AFC Divisional game

100-YARD RECEIVING GAMES (29)

DATE	OPPONENT	REC	YDS	AVG	LG	TD
9/7/17	at New England	7	133	19.0	75t	1
10/19/17	at Oakland	6	125	20.8	64t	1
12/3/17	at N.Y. Jets	6	185	30.8	79t	2
12/24/17	MIAMI	6	109	18.2	52	0
9/9/18	at L.A. Chargers	7	169	24.1	58t	2
10/14/18	at New England	7	142	20.3	75t	3
11/11/18	ARIZONA	7	117	16.7	38	2
11/19/18	at L.A. Rams	10	215	21.5	73t	2
12/9/18	BALTIMORE	8	139	17.4	48	0
12/30/18	OAKLAND	5	101	20.2	67t	1
11/3/19	MINNESOTA	6	140	23.3	41	1
11/10/19	at Tennessee	11	157	14.3	39	1
2/2/20	SAN FRANCISCO*	9	105	11.7	44	0
11/8/20	CAROLINA	9	113	12.6	28t	2
11/22/20	at Las Vegas	11	102	9.3	15	1
11/29/20	at Tampa Bay	13	269	20.7	75t	3
1/17/21	CLEVELAND***	8	110	13.8	26	0
1/24/21	BUFFALO**	9	172	19.1	71	0
9/12/21	CLEVELAND	11	197	17.9	75t	1
10/3/21	at Philadelphia	11	186	16.9	44t	3
12/16/21	at L.A. Chargers	12	148	12.3	40	1
1/23/22	BUFFALO***	11	150	13.6	64t	1
9/18/22	at Baltimore	11	190	17.3	60	2
9/29/22	at Cincinnati	10	160	16.0	64	0
10/16/22	MINNESOTA	12	177	14.8	28	0
10/30/22	at Detroit	12	188	15.7	42	0
11/6/22	at Chicago	7	143	20.4	39	1
12/4/22	at San Francisco	9	146	16.2	45t	1
12/25/22	GREEN BAY	4	103	25.8	52	0

* Super Bowl LIV

** AFC Championship

*** AFC Divisional game

2016 GAME-BY-GAME STATS (KANSAS CITY)

DATE	OPPONENT	P/S	REC	YDS	AVG	LG	TD
09/11	SAN DIEGO	1/0	1	9	9.0	9t	1
09/18	at Houston	1/0	2	8	4.0	5	0
09/25	N.Y. JETS	1/0	3	26	8.7	13	0
10/02	at Pittsburgh	1/0	5	24	4.8	10t	1
10/16	at Oakland	1/0	2	20	10.0	12	0
10/23	NEW ORLEANS	1/0	1	38	38.0	38t	1
10/30	at Indianapolis	1/0	5	98	19.6	49	1
11/06	JACKSONVILLE	1/0	3	11	3.7	5	0
11/13	at Carolina	1/0	10	89	8.9	27	0
11/20	TAMPA BAY	1/0	4	53	13.3	42	0
11/27	at Denver	1/0	9	52	5.8	11	1
12/04	at Atlanta	1/1	5	53	10.6	25	0
12/08	OAKLAND	1/0	6	66	11.0	36t	1
12/18	TENNESSEE	1/0	0	0	0.0	-	0
12/25	DENVER	1/0	0	0	0.0	-	0
01/01	at San Diego	1/0	5	46	9.2	20	0
2016 TOTALS		16/1	61	593	9.7	9t	6

DATE	OPPONENT	P/S	REC	YDS	AVG	LG	TD
01/15	PITTSBURGH*	1/0	4	27	6.8	9	0

* AFC Divisional game

2017 GAME-BY-GAME STATS (KANSAS CITY)

DATE	OPPONENT	P/S	REC	YDS	AVG	LG	TD
09/07	at New England	1/0	7	133	19.0	75t	1
09/17	PHILADELPHIA	1/1	4	43	10.8	18	0
09/24	at L.A. Chargers	1/1	5	77	15.4	30t	1
10/02	WASHINGTON	1/1	5	35	7.0	12	0
10/08	at Houston	1/1	4	68	17.0	38	0
10/15	PITTSBURGH	1/1	5	34	6.8	10	0
10/19	at Oakland	1/0	6	125	20.8	64t	1
10/30	DENVER	1/1	2	38	19.0	25	0
11/05	at Dallas	1/1	2	64	32.0	56t	1
11/19	at N.Y. Giants	1/1	7	68	9.7	38	0
11/26	BUFFALO	1/1	7	41	5.9	11	0
12/03	at N.Y. Jets	1/1	6	185	30.8	79t	2
12/10	OAKLAND	1/1	4	75	18.8	44	1
12/16	L.A. CHARGERS	1/1	5	88	17.6	64t	0
12/24	MIAMI	1/1	6	109	18.2	52	0
12/31	at Denver					INACTIVE	
2017 TOTALS		15/13	75	1183	15.8	79t	7

DATE	OPPONENT	P/S	REC	YDS	AVG	LG	TD
01/06	TENNESSEE*	1/1	7	87	12.4	45	0

* AFC Wild Card game

2018 GAME-BY-GAME STATS (KANSAS CITY)

DATE	OPPONENT	P/S	REC	YDS	AVG	LG	TD
09/09	at L.A. Chargers	1/1	7	169	24.1	58t	2
09/16	at Pittsburgh	1/1	5	90	18.0	36	1
09/23	SAN FRANCISCO	1/1	2	51	25.5	42	0
10/01	at Denver	1/1	9	54	6.0	15	0
10/07	JACKSONVILLE	1/1	4	61	15.3	36	0
10/14	at New England	1/1	7	142	20.3	75t	3
10/21	CINCINNATI	1/1	7	68	9.7	27	1
10/28	DENVER	1/1	3	70	23.3	40	0
11/04	at Cleveland	1/1	4	69	17.3	40	0
11/11	ARIZONA	1/1	7	117	16.7	38	2
11/19	at L.A. Rams	1/1	10	215	21.5	73t	2
12/02	at Oakland	1/1	1	13	13.0	13	0
12/09	BALTIMORE	1/1	8	139	17.4	48	0
12/13	L.A. CHARGERS	1/1	4	46	11.5	33	0
12/23	at Seattle	1/1	4	74	18.5	32	0
12/30	OAKLAND	1/1	5	101	20.2	67t	1
2018 TOTALS		16/16	87	1479	17.0	75t	12

DATE	OPPONENT	P/S	REC	YDS	AVG	LG	TD
01/12	INDIANAPOLIS*	1/1	8	72	9.0	17	0
01/20	NEW ENGLAND**	1/1	1	42	42.0	42	0
PLAYOFF TOTALS		2/2	9	114	12.7	42	0

* AFC Divisional game

** AFC Championship

2019 GAME-BY-GAME STATS (KANSAS CITY)

DATE	OPPONENT	P/S	REC	YDS	AVG	LG	TD
09/08	at Jacksonville	1/1	2	16	8.0	8	0
09/15	at Oakland		INACTIVE				
09/22	BALTIMORE		INACTIVE				
09/29	at Detroit		INACTIVE				
10/06	INDIANAPOLIS		INACTIVE				
10/13	HOUSTON	1/1	5	80	16.0	46t	2
10/17	at Denver	1/1	3	74	24.7	57t	1
10/27	GREEN BAY	1/1	6	76	12.7	21	0
11/03	MINNESOTA	1/1	6	140	23.3	41	1
11/10	at Tennessee	1/1	11	157	14.3	39	1
11/18	at L.A. Chargers	1/1	0	0	0.0	-	0
12/05	OAKLAND	1/1	5	55	11.0	17	0
12/08	at New England	1/1	6	62	10.3	21	0
12/15	DENVER	1/1	5	67	13.4	41t	2
12/22	at Chicago	1/1	5	72	14.4	19	0
12/29	L.A. CHARGERS	1/1	4	61	15.3	47	0
2019 TOTALS		12/12	58	860	14.8	57t	7

DATE	OPPONENT	P/S	REC	YDS	AVG	LG	TD
01/12	HOUSTON*	1/1	3	41	13.7	20	0
01/19	TENNESSEE**	1/1	5	67	13.4	26	2
02/02	SAN FRANCISCO***	1/1	9	105	11.7	44	0
PLAYOFF TOTALS		3/3	17	213	12.5	44	2

* AFC Divisional game

** AFC Championship

*** Super Bowl LV

2020 GAME-BY-GAME STATS (KANSAS CITY)

DATE	OPPONENT	P/S	REC	YDS	AVG	LG	TD
09/10	HOUSTON	1/1	5	46	9.2	15	1
09/20	at L.A. Chargers	1/1	5	99	19.8	54t	1
09/28	at Baltimore	1/1	5	77	15.4	33	1
10/05	NEW ENGLAND	1/1	4	64	16.0	22	1
10/11	LAS VEGAS	1/1	3	78	26.0	37	0
10/19	at Buffalo	1/1	3	20	6.7	8	0
10/25	at Denver	1/1	6	55	9.2	15	1
11/01	N.Y. JETS	1/1	4	98	24.5	41t	2
11/08	CAROLINA	1/1	9	113	12.6	28t	2
11/22	at Las Vegas	1/1	11	102	9.3	15	1
11/29	at Tampa Bay	1/1	13	269	20.7	75t	3
12/06	DENVER	1/1	6	58	9.7	30	0
12/13	at Miami	1/1	3	79	26.3	44t	1
12/20	at New Orleans	1/1	6	53	8.8	19	1
12/27	ATLANTA	1/1	4	65	16.3	31	0
01/03	L.A. CHARGERS		INACTIVE				
2020 TOTALS		15/15	87	1276	14.7	75t	15

DATE	OPPONENT	P/S	REC	YDS	AVG	LG	TD
01/17	CLEVELAND**	1/1	8	110	13.8	26	0
01/24	BUFFALO**	1/1	9	172	19.1	71	0
02/07	at Tampa Bay***	1/1	7	73	10.4	23	0
PLAYOFF TOTALS		3/3	24	355	14.8	71	0

* AFC Divisional game

** AFC Championship

*** Super Bowl LV

2021 GAME-BY-GAME STATS (KANSAS CITY)

DATE	OPPONENT	P/S	REC	YDS	AVG	LG	TD
09/12	CLEVELAND	1/1	11	197	17.9	75t	1
09/19	at Baltimore	1/1	3	14	4.7	7	0
09/26	L.A. CHARGERS	1/1	5	56	11.2	18	0
10/03	at Philadelphia	1/1	11	186	16.9	44t	3
10/10	BUFFALO	1/1	7	63	9.0	17	0
10/17	at Washington	1/1	9	76	8.4	19	1
10/24	at Tennessee	1/1	6	49	8.2	17	0
11/01	N.Y. GIANTS	1/1	12	94	7.8	15	1
11/07	GREEN BAY	1/1	4	37	9.3	13	0
11/14	at Las Vegas	1/1	7	83	11.9	32	2
11/21	DALLAS	1/1	9	77	8.6	23	0
12/05	DENVER	1/1	2	22	11.0	13	0
12/12	LAS VEGAS	1/1	4	76	19.0	38	0
12/16	at L.A. Chargers	1/1	12	148	12.3	40	1
12/26	PITTSBURGH	1/1	2	19	9.5	10	0
01/02	at Cincinnati	1/1	6	40	6.7	17	0
01/08	at Denver	1/0	1	2	2.0	2	0
2021 TOTALS		17/16	111	1239	11.2	75t	9

DATE	OPPONENT	P/S	REC	YDS	AVG	LG	TD
01/16	PITTSBURGH*	1/1	5	57	11.4	31t	1
01/23	BUFFALO**	1/1	11	150	13.6	64t	1
01/30	CINCINNATI***	1/1	7	78	11.1	33	1
PLAYOFF TOTALS		3/3	23	285	12.4	64t	3

* AFC Wild Card game

** AFC Divisional game


*** AFC Championship

2022 GAME-BY-GAME STATS (MIAMI)

DATE	OPPONENT	P/S	REC	YDS	AVG	LG	TD
09/11	NEW ENGLAND	1/1	8	94	11.8	26	0
09/18	at Baltimore	1/1	11	190	17.3	60t	2
09/25	BUFFALO	1/1	2	33	16.5	22	0
09/29	at Cincinnati	1/1	10	160	16.0	64	0
10/09	at N.Y. Jets	1/1	7	47	6.7	13	0
10/16	MINNESOTA	1/1	12	177	14.8	28	0
10/23	PITTSBURGH	1/1	7	72	10.3	21	0
10/30	at Detroit	1/1	12	188	15.7	42	0
11/06	at Chicago	1/1	7	143	20.4	39	1
11/13	CLEVELAND	1/1	5	44	8.8	20	0
11/27	HOUSTON	1/1	6	85	14.2	29	0
12/04	at San Francisco	1/1	9	146	16.2	45t	1
12/11	at L.A. Chargers	1/1	4	81	20.3	60t	1
12/17	at Buffalo	1/1	9	69	7.7	20t	1
12/25	GREEN BAY	1/1	4	103	25.8	52	0
01/01	at New England	1/1	4	55	13.8	19	0
01/08	N.Y. JETS	1/1	2	23	11.5	15	0
2022 TOTALS		17/17	119	1710	14.4	64	7

DATE	OPPONENT	P/S	ATT	YDS	AVG	LG	TD
01/15	at Buffalo*	1/1	7	69	9.9	19	0

* AFC Wild Card game



8

JEVON HOLLAND

SAFETY // 6-1 // 210 // OREGON '21

ACQUIRED: D2A, '21

HOMETOWN: COQUITLAM, CANADA // BORN: 3/3/00

NFL: THIRD SEASON // DOLPHINS: THIRD SEASON



NFL CAREER

TRANSACTIONS:

- 2nd-round pick (36th overall) by Miami in the 2021 NFL Draft.

CAREER HONORS:

- 2021 PFWA All-Rookie Team
- NFL Way to Play Award (vs. Atlanta, 10/24/21)

CAREER HIGHLIGHTS:

- Played in 33 career games with 30 starts.
- 161 tackles (123 solo), 4.0 sacks, 4 interceptions, 17 passes defended, 1 forced fumble and 3 fumble recoveries.
- 12 punt returns for 92 yards (7.7 avg.).
- 2 miscellaneous fumble recoveries.
- 4 special teams tackles (2 solo).
- Started 1 postseason game.
- Is a 2-time team captain (2022-23).

2022 (MIAMI):

- Started all 17 games.
- 93 tackles (76 solo), 1.5 sacks, 2 interceptions, 7 passes defended and 1 forced fumble.
- 3 special teams tackles (1 solo).
- Served as a team captain.

VS. NEW ENGLAND (9/11): 3 solo tackles, 1 interception and 1 pass defended.

- Intercepted QB Mac Jones on the first defensive possession of the season after the pass was deflected by CB Xavier Howard.

VS. BUFFALO (9/25): 10 tackles (9 solo), 1.5 sacks, 2 passes defended and 1 forced fumble.

- Strip-sacked QB Josh Allen in the 1st quarter, which was recovered by LB Melvin Ingram.
- Split a sack with LB Jerome Baker on QB Josh Allen in the 4th quarter.

VS. PITTSBURGH (9/23): 5 tackles (4 solo), 1 interception and 1 pass defended.

- Intercepted QB Kenny Pickett on a 3rd-and-16 play with 3:06 remaining in the game, returning it 33 yards.

POSTSEASON:

AFC WILD CARD AT BUFFALO (1/15): 9 tackles (8 solo), 1 interception and 2 passes defended; 1 solo special teams tackle.

- Intercepted QB Josh Allen in the 2nd quarter and returned it 29 yards to set up a Dolphins TD to tie the game just before halftime.

2021 (MIAMI):

- Played in 16 games with 13 starts.
- Inactive for 1 game.
- 68 tackles (47 solo), 2.5 sacks, 2 interceptions, 10 passes defended and 3 fumble recoveries.
- 12 punt returns for 92 yards (7.7 avg.).
- 1 solo special teams tackle.
- 2 miscellaneous fumble recoveries.

AT NEW ENGLAND (9/12): 2 solo tackles.

- Made his NFL debut.

VS. HOUSTON (11/7): 2 tackles (1 solo), 1 interception and 1 pass defended; 3 punt returns for 31 yards (10.3 avg.).

- Intercepted QB Tyrod Taylor on 3rd-and-1 in the 1st quarter.
- It was his 1st career interception.

VS. BALTIMORE (11/11): 5 tackles (4 solo), 1.0 sack and 2 passes defended; 1 punt return for 4 yards.

- Sacked QB Lamar Jackson on 3rd-and-9 in the 3rd quarter.

VS. CAROLINA (11/28): 1 assisted tackle, 1 pass defended and 1 interception; 2 punt returns for 19 yards (9.5 avg.).

- Intercepted QB Cam Newton on 3rd-and-5 in the 2nd quarter.

HONORS:

- PFWA All-Rookie Team
- NFL Way to Play Award (vs. Atlanta, 10/24)

BEFORE THE NFL

COLLEGE (OREGON):

- 2-year letterman (2018-19) and 1-year starter.

CAREER: Played in 27 games with 16 starts; 110 tackles (72 solo), 9 interceptions and 19 passes defended; 1 interception return for a TD; 17 punt returns for 244 yards (14.4 avg.).

- Became the 1st player since Jairus Byrd (2006-07) to lead the team in interceptions in consecutive seasons (2018-19) at Oregon.
- His 9 interceptions from 2018-19 were tied for 3rd most in the FBS in that span.

JUNIOR (2020): Did not play.

SOPHOMORE (2019): Started all 14 games; 66

tackles (40 solo), 4 interceptions and 8 passes defended; 1 interception return for a TD; 16 punt returns for 244 yards (15.3 avg.).

- 1st-team All-Pac 12.

TRUE FRESHMAN (2018): Played in all 13 games with 2 starts; 44 tackles (32 solo), 5 interceptions and 11 passes defended; 1 punt return for 0 yards.

HIGH SCHOOL (BISHOP O'DOWD HS – OAKLAND, CALIF.)

- Also played wide receiver.

SENIOR (2017): 34 tackles, 5 interceptions and 9 passes defended; 35 receptions for 1,012 receiving yards (28.9 avg.) and 12 TDs; 23 punt returns for 506 yards (22.0 avg.) and 5 TDs.

- East Bay Player of the Year.
- North Coast Section Co-Defensive Player of the Year.

- Volunteered at the Miami Dolphins Food Relief Program Thanksgiving meal distribution with Feeding South Florida to provide 1,000 meal boxes to South Florida families.

PERSONAL:

- **PRONUNCIATION:** First name is pronounced juh-VON.
- **MAJOR:** Ethnic studies.
- His father, John Robert Holland, played in the CFL for the BC Lions (1990, 1996 and 1997), Edmonton (1993-95) and Saskatchewan Roughriders (1996), and also spent time with San Francisco on the practice squad (1993).
- His older brother, Jamirr Holland, spent time in the CFL with the Montreal Alouettes (2019).

OFF THE FIELD

COMMUNITY:

2021:

- Along with fellow Dolphins rookies, teamed up with Neighbors4Neighbors to provide South Florida families with holiday gifts.

JEVON HOLLAND'S NFL REGULAR SEASON DEFENSIVE STATS

YEAR	TEAM	GP	GS	TACKLES					INTERCEPTIONS					FUMBLES	
				TOT	SOLO	ASST	SK	YDS	INT	YDS	LG	TD	PD	FF	FR
2021	MIAMI	16	13	68	47	21	2.5	24.0	2	0	0	0	10	0	3
2022	MIAMI	17	17	93	76	17	1.5	7.5	2	64	33	0	7	1	0
NFL TOTALS		33	30	161	123	38	4.0	31.5	4	64	33	0	17	1	3

JEVON HOLLAND'S NFL REGULAR SEASON RETURNING STATS

YEAR	TEAM	KICKOFF RETURN					PUNT RETURN					
		KR	YDS	AVG	LG	TD	PR	FC	YDS	AVG	LG	TD
2021	MIAMI	0	0	0.0	-	0	12	14	92	7.7	16	0
2022	MIAMI	0	0	0.0	-	0	4	10	18	4.5	8	0
NFL TOTALS		0	0	0.0	-	0	16	24	110	6.9	16	0

JEVON HOLLAND'S NFL PLAYOFF DEFENSIVE STATS

YEAR	TEAM	GP	GS	TACKLES					INTERCEPTIONS					FUMBLES	
				TOT	SOLO	ASST	SK	YDS	INT	YDS	LG	TD	PD	FF	FR
2021	MIAMI	1	1	9	8	1	0.0	0.0	1	29	29	0	2	0	0
NFL TOTALS		1	1	9	8	1	0.0	0.0	1	29	29	0	2	0	0

ADDITIONAL STATS

Special Teams Tackles: 1 in 2021, 3 in 2022 for total of 4 (P-1).

Miscellaneous Fumble Recoveries: 2 in 2021.

SINGLE-GAME CAREER HIGHS

- Tackles:** 12 at Detroit, 10/30/22
- Sacks:** 1.5 vs. Buffalo, 9/25/22
- Interceptions:** 1 5 times, last: at Buffalo, 1/15/23*
- Passes Defended:** 2 4 times, last: at Buffalo, 1/15/23*

* AFC Wild Card game



25

XAVIEN HOWARD

CORNERBACK // 6-1 // 203 // BAYLOR '16

ACQUIRED: D2, '16

HOMETOWN: HOUSTON, TEXAS // BORN: 7/4/93

NFL: EIGHTH SEASON // DOLPHINS: EIGHTH SEASON



2018, 2020, 2021, 2022



2022, 2023

NFL CAREER

TRANSACTIONS:

- 2nd-round pick (38th overall) by Miami in the 2016 NFL Draft.

CAREER HONORS:

- 2022 Pro Bowl selection.
- No. 56 on the NFL Network Top 100 list in 2022.
- 2021 Pro Bowl selection.
- AFC Defensive Player of the Week (vs. Baltimore, 11/11/21).
- No. 17 on the NFL Network Top 100 list in 2021.
- 2020 1st-team All-Pro.
- 2020 1st-team PFWA All-NFL.
- 2020 1st-team PFWA All-AFC.
- 2020 Pro Bowl selection.
- 2020 Dan Marino Team MVP Award.
- No. 55 on the NFL Network Top 100 list in 2019.
- 2018 Pro Bowl selection.
- 2018 Dan Marino Team MVP Award.
- AFC Defensive Player of the Week (vs. Buffalo, 12/2/18).
- AFC Defensive Player of the Week (vs. New England, 12/11/17).

CAREER HIGHLIGHTS:

- Played in 87 career games with 86 starts.
- 286 tackles (222 solo), 2.0 sacks, 28 interceptions, 83 passes defended, 4 forced fumbles and 5 fumble recoveries; 2 interception returns for TDs; 2 fumble return for TDs.
- His 28 interceptions since 2016 lead the league:

MOST INTERCEPTIONS (2016-PRESENT)

PLAYER	TEAM	INT
1. XAVIEN HOWARD	MIA.	28
2. Justin Simmons	Den.	26
3. J.C. Jackson	NE/LAC	25
4. Kevin Byard	Ten.	25
5. Marcus Peters	KC/LAR/Bal.	24

- His 28 interceptions are 6th-most in Dolphins history:

MOST INTERCEPTIONS IN DOLPHINS HISTORY

PLAYER	YEARS	INT
1. Jake Scott	1970-75	35
2. Dick Anderson	1968-77	34
3. Sam Madison	1997-2005	31
4. Glenn Blackwood	1979-87	29
Patrick Surtain	1998-2004	29
6. XAVIEN HOWARD	2016-22	28

- His 83 career passes defended are the 4th-most in Dolphins history (since records were tracked in 1991):

MOST PASSES DEFENSED IN TEAM HISTORY (SINCE 1991)

PLAYER	YEARS	PD
1. Sam Madison	1997-2005	104
2. Patrick Surtain	1998-2004	86
3. Jason Taylor	1997-07, '09, '11	84
4. XAVIEN HOWARD	2016-22	83
5. Terrell Buckley	1995-99, 2003	77

- His 10 interceptions in 2020 led the NFL and were the most in a season since 2007 when San Diego CB Antonio Cromartie had 10:

NFL INTERCEPTION LEADERS (2020)

PLAYER	TEAM	INT	YDS	TD
1. XAVIEN HOWARD	MIAMI	10	77	0
2. J.C. Jackson	New England	9	80	0
3. Tyrann Mathieu	Kansas City	6	70	1
4. Justin Simmons	Denver	5	90	0
Quandre Diggs	Seattle	5	57	0
Harrison Smith	Minnesota	5	33	0

- Intercepted passes in 5 consecutive games (11/15/20-12/13/20), which is tied for the longest streak in Dolphins history.
- Tied for the NFL lead with 7 interceptions in 2018:

NFL INTERCEPTION LEADERS (2018)

PLAYER	TEAM	INT	YDS	TD
1. XAVIEN HOWARD	MIAMI	7	54	0
Kyle Fuller	Chicago	7	52	0
Damontae Kazee	Atlanta	7	52	0
4. Eddie Jackson	Chicago	6	81	2

- His 7 interceptions in 2018 were tied for 9th in single-season team history.
- His 3 multi-interception games in 2018 is a Dolphins single-season record.
- Became the 4th player and 2nd CB in team history to have multiple years with 7-plus interceptions.
- Became 1st player in Dolphins history to have multiple interceptions in consecutive games when he had two interceptions in games vs. Denver on 12/3/17 and vs. New England on 12/11/17. He did it again at Indianapolis on 11/25/18 and vs. Buffalo on 12/2/18.
- Was 1 of just 4 NFL players to post at least 5 passes defended in a game in the 2017 season when he had 5 passes defended vs. Denver on 12/3/17.

- On 12/11/17 vs. New England, he became 1st player to intercept Patriots QB Tom Brady twice in the same game since Indianapolis' Mike Adams on Nov. 16, 2014.
- Started 2 postseason games.
- Is a 2-time team captain (2022-23).

2022 (MIAMI):

- Started 15 games.
- Inactive for 2 games.
- 45 tackles (35 solo), 1 interception, 12 passes defended and 2 fumble recoveries; 1 fumble return for a TD.
- Served as a team captain.

VS. NEW ENGLAND (9/11): 2 solo tackles and 1 pass defended.

- Deflected a pass from QB Mac Jones in the end zone that was intercepted by S Jevon Holland on New England's first possession.

VS. CLEVELAND (11/13): 4 tackles (1 solo) and 1 fumble recovery.

- Recovered a fumble forced by DT Zach Sieler in the 1st quarter.

VS. HOUSTON (11/27): 1 pass defended and 1 fumble recovery.

- Recovered a fumble forced by S Eric Rowe in the 2nd quarter and returned it 16 yards for his 4th career TD.

AT SAN FRANCISCO (12/4): 3 solo tackles, 1 interception and 2 passes defended.

- Intercepted a pass from QB Brock Purdy on a 4th down in the 2nd half.

POSTSEASON:

AFC WILD CARD AT BUFFALO (1/15): 3 solo tackles, 1 interception and 2 passes defended.

- Intercepted QB Josh Allen in the 2nd quarter and returned it 49 yards for the 3rd-longest postseason interception return in Dolphins history.
- It was his 2nd career postseason interception.

PRO BOWL:

- Selected to the Pro Bowl for the 4th time in his career.
- Became the 1st Dolphins player selected to a 4th Pro Bowl since Cameron Wake (2010, 2012-14, 2016).
- Became just the 2nd Dolphins cornerback to earn at least 4 Pro Bowl selections, joining Sam Madison (1999-2002).

HONORS:

- No. 56 on the NFL Network Top 100 list.

2021 (MIAMI):

- Started 16 games.
- Inactive for 1 game.
- 50 tackles (39 solo), 1.0 sack, 5 interceptions, 16 passes defended, 2 forced fumbles and 2 fumble recoveries; 1 interception return for a TD; 1 fumble return for a TD.

AT NEW ENGLAND (9/12): 5 tackles (4 solo), 1 forced fumble and 1 fumble recovery.

- Forced a RB Damien Harris fumble inside the 10-yard line and recovered it in the 4th quarter with 3:35 remaining to preserve the win.

VS. BALTIMORE (11/11): 5 solo tackles, 1 forced

fumble and 1 fumble recovery; 1 fumble return for a TD.

- Forced a WR Sammy Watkins fumble on 3rd-and-10 in the 4th quarter and returned it 49 yards for a TD.

VS. CAROLINA (11/28): 1 solo tackle, 1 interception and 1 pass defended.

- Intercepted a QB Cam Newton pass intended for WR DJ Moore on 2nd-and-15 in the 2nd quarter.

VS. NEW ENGLAND (1/9): 3 solo tackles, 1 interception and 1 pass defended; 1 interception return for a TD.

- Intercepted a QB Mac Jones pass intended for WR Jakobi Meyers on 3rd-and-1 in the 1st quarter and returned it 37 yards for a TD to extend Miami's lead to 14-0.

PRO BOWL:

- Selected to start the Pro Bowl for the 3rd time in his career.
- Became the 2nd Dolphins cornerback to start 3+ Pro Bowls, joining Sam Madison (1999-2001).

HONORS:

- AFC Defensive Player of the Week (vs. Baltimore, 11/11).
- No. 17 on the NFL Network Top 100 list.

2020 (MIAMI):

- Started all 16 games.
- 51 tackles (40 solo), 10 interceptions, 20 passes defended and 1 forced fumble.
- His 10 interceptions in 2020 tied the single-season franchise record set by CB Dick Westmoreland in 1967 and were the most by an NFL player since 2007 (Antonio Cromartie).

AT SAN FRANCISCO (10/11): 2 tackles (1 solo), 1 interception and 2 passes defended.

- Intercepted a QB Jimmy Garoppolo pass intended for WR Deebo Samuel and returned it 29 yards in the 2nd quarter.

VS. L.A. CHARGERS (11/15): 3 tackles (1 solo), 1 interception and 2 passes defended.

- Intercepted a QB Justin Herbert pass intended for WR Mike Williams in the 4th quarter.

AT N.Y. JETS (11/29): 3 tackles (2 solo), 1 interception and 3 passes defended.

- Intercepted a QB Sam Darnold pass intended for WR Breshad Perriman in the 4th quarter.

PRO BOWL:

- Selected to start the Pro Bowl for the 2nd time in his career.
- Became the 4th Dolphins cornerback to earn multiple Pro Bowl selections, joining Sam Madison (1999-2002), Patrick Surtain (2002-04) and Brent Grimes (2013-15).

HONORS:

- 1st-team All-Pro.
- 1st-team PFWA All-NFL.
- 1st-team PFWA All-AFC.
- Recipient of the Dan Marino Team MVP Award.

2019 (MIAMI):

- Started 5 games.
- Inactive for 2 games.
- Missed the rest of the season after being placed on injured reserve on Oct. 30.

- 17 tackles (12 solo), 1 interception and 4 passes defended.

VS. NEW ENGLAND (9/15): 4 tackles (3 solo) and 1 pass defended.

VS. L.A. CHARGERS (9/29): 5 tackles (4 solo).

AT PITTSBURGH (10/29): 1 solo tackle, 1 interception and 3 passes defended.

- Intercepted QB Mason Rudolph on Pittsburgh's first possession.

HONORS:

- No. 55 on the NFL Network Top 100 list.

2018 (MIAMI):

- Started 12 games.
- Inactive for 4 games.
- 35 tackles (25 solo), 7 interceptions, 12 passes defended and 1 fumble recovery.
- Tied for the NFL lead with 7 interceptions.
- His 7 interceptions were tied for 9th in single-season team history.
- Set a Dolphins single-season record with 3 multi-interception games.

VS. OAKLAND (9/23): 1 solo tackle, 2 interceptions and 3 passes defended.

- Intercepted a QB Derek Carr pass intended for WR Amari Cooper in the 1st quarter.
- Picked off QB Derek Carr in the end zone with 2:59 remaining in the game.

AT INDIANAPOLIS (11/25): 5 solo tackles, 2 interceptions and 3 passes defended.

- Intercepted QB Andrew Luck at Miami's 40-yard line with 1:00 remaining in the 2nd quarter.
- Picked off Luck again on the next play at Miami's 13-yard line with 46 seconds remaining in the 1st half.
- Became 1st NFL player with interceptions on back-to-back plays since Broncos S Darian Stewart on Nov. 16, 2016 and 1st Dolphins player to do it since S Mike Kozlowski on Dec. 19, 1981.

VS. BUFFALO (12/2): 4 tackles (3 solo), 2 interceptions and 2 passes defended.

- Intercepted QB Josh Allen in the end zone as time expired in the 2nd quarter.
- Picked off QB Josh Allen again on 3rd-and-10 at Miami's 41-yard line in the 3rd quarter.

PRO BOWL:

- Selected to start the Pro Bowl for the 1st time in his career.
- Extended the team's streak to 21 consecutive seasons with a defensive player selected.
- Became the 4th Dolphins cornerback to earn a Pro Bowl selection, joining Sam Madison (1999-2002), Patrick Surtain (2002-04) and Brent Grimes (2013-15).

HONORS:

- 2nd-team All-Pro.
- PFWA All-AFC cornerback.
- Recipient of the Dan Marino Team MVP Award.
- AFC Defensive Player of the Week (vs. Buffalo, 12/2).

2017 (MIAMI):

- Started all 16 games.
- 48 tackles (42 solo), 1.0 sack, 4 interceptions and 13 passes defended; 1 interception return for a

TD.

- His 4 interceptions were tied for 8th in the AFC and 12th in the NFL.

VS. DENVER (12/3): 1 tackle, 2 interceptions and 5 passes defended.

- Intercepted QB Trevor Siemian and returned it 30 yards for a TD in the 2nd quarter.
- Picked off Siemian again in the 4th quarter.
- It was the first 2 regular-season interceptions of his career.
- Was 1 of just 4 NFL players to post at least 5 passes defended in a game in the 2017 season.

VS. NEW ENGLAND (12/11): 2 interceptions.

- Intercepted QB Tom Brady on 3rd-and-10 in the 1st quarter.
- Picked off Brady again on 3rd-and-16 in the 3rd quarter and returned the ball 29 yards.
- Became 1st player in Dolphins history to have multiple interceptions in consecutive games.
- Became 1st player to intercept Brady twice in the same game since Indianapolis' Mike Adams on Nov. 16, 2014.

AT BUFFALO (12/17): 4 solo tackles and 1 sack.

- Sacked QB Tyrod Taylor for a loss of 11 yards in the 3rd quarter, the first sack of his career.

HONORS:

- AFC Defensive Player of the Week (vs. New England, 12/11).

2016 (MIAMI):

- Played in 7 games with 6 starts.
- Inactive for 9 games.
- 40 tackles (29 solo), 6 passes defended and 1 forced fumble.

AT SEATTLE (9/11): 11 tackles (6 solo).

- Started in his NFL debut.
- Became 1st Dolphins rookie to start Week 1 at cornerback since Sean Smith (2009).
- His 11 tackles were a season high.

VS. CLEVELAND (9/25): 6 solo tackles, 1 pass defended and 1 forced fumble.

- Forced a fumble from WR Ricardo Lewis in the 3rd quarter.

AT N.Y. JETS (12/17): 3 solo tackles and 3 passes defended.

POSTSEASON:

AFC WILD CARD AT PITTSBURGH (1/8): 5 tackles (3 solo), 1 interception and 2 passes defended.

- Broke up a pass intended for WR Antonio Brown on 3rd-and-10 in the 4th quarter.
- Intercepted QB Ben Roethlisberger on 3rd-and-8 and returned it 11 yards in the 4th quarter.
- Became the 2nd rookie in team history to record an interception in a playoff game (Troy Vincent, 1992).

BEFORE THE NFL

COLLEGE (BAYLOR):

- 3-year letterman (2013-15) and 2-year starter.

CAREER: Played in 39 games with 26 starts; 98 tackles (84 solo), 1.5 sacks, 10 interceptions, 33 passes defended, 1 forced fumble and 1 fumble recovery.

- Part of the most successful 4-year span in school

history, winning two conference titles (2013-14), two bowl games and compiling 40 wins.

JUNIOR (2015): Started all 13 games; 42 tackles (37 solo), 5 interceptions, 15 passes defended and 1 fumble recovery.

- His 5 interceptions led the team
- Consensus 1st-team All-Big 12.

SOPHOMORE (2014): Started all 13 games; 51 tackles (42 solo), 1.5 sacks, 4 interceptions and 13 passes defended.

- His 17 passes defended were 2nd in the Big 12 and 11th nationally.
- His 4 interceptions were tied for 3rd in the Big 12.
- Honorable mention All-Big 12.

REDSHIRT FRESHMAN (2013): Played all 13 games; 5 solo tackles, 1 interception, 1 pass defended and 1 forced fumble.

- Redshirted in 2012.

HIGH SCHOOL (WHEATLEY HS – HOUSTON, TEXAS)

- Played defensive back and quarterback.
- Also participated in basketball and ran track.

SENIOR (2011): 32 solo tackles, 9 interceptions and 33 pass breakups.

- Returned 2 interceptions for TDs.
- 1st-team all-state

OFF THE FIELD

COMMUNITY:

2022:

- Co-hosted a Thanksgiving meal distribution with teammate Teddy Bridgewater for 300 families at Bunche Park in Miami Gardens.

2021:

- Sponsored his 2nd annual holiday bike giveaway for youth in the Miami Gardens community.

- Hosted a Thanksgiving meal distribution at the Boys & Girls Club of Broward for 35 South Florida families.

2020:

- Hosted a holiday bike giveaway for 100 Miami Gardens youth.
- Purchased food from Sunday's Eatery in Miami Gardens and distributed meals and masks to community members during the COVID-19 pandemic.

2019:

- In 2019, visited Baptist Hospital to surprise kids with holiday gifts and provided Thanksgiving meals to 20 local families in collaboration with Generational Cure, a local nonprofit dedicated to issues facing today's youth.

2018:

- Hosted a youth football camp in his hometown of Houston in 2018.

2017:

- Cheered on participants at the 7th annual Dolphins Cancer Challenge in February.
- Helped surprise 100 underprivileged children with their own beds from Ashley HomeStore.
- Annually participates in the AARP Foundation Million Meal Pack to pack more than 1 million meals in a single day for the South Florida senior community.
- Helped spearhead a clothing and food drive for Hurricane Harvey victims in his hometown of Houston.

PERSONAL:

- **PRONUNCIATION:** First name is pronounced EX-ay-vee-n.
- **MAJOR:** Health, kinesiology and leisure studies.

XAVIEN HOWARD'S NFL REGULAR SEASON STATS

YEAR	TEAM	GP	GS	TACKLES			SK	YDS	INTERCEPTIONS					FUMBLES	
				TOT	SOLO	ASST			INT	YDS	LG	TD	PD	FF	FR
2016	MIAMI	7	6	40	29	11	0.0	0.0	0	0	0	0	6	1	0
2017	MIAMI	16	16	48	42	6	1.0	11.0	4	71	30t	1	13	0	0
2018	MIAMI	12	12	35	25	10	0.0	0.0	7	52	39	0	12	0	1
2019	MIAMI	5	5	17	12	5	0.0	0.0	1	0	0	0	4	0	0
2020	MIAMI	16	16	51	40	11	0.0	0.0	10	77	29	0	20	1	0
2021	MIAMI	16	16	50	39	11	1.0	0.0	5	54	37t	1	16	2	2
2022	MIAMI	15	15	45	35	10	0.0	0.0	1	0	0	0	12	0	2
NFL TOTALS		87	86	286	222	64	2.0	11.0	28	254	39	2	83	4	5

XAVIEN HOWARD'S NFL PLAYOFF STATS

YEAR	TEAM	GP	GS	TACKLES			SK	YDS	INTERCEPTIONS					FUMBLES	
				TOT	SOLO	ASST			INT	YDS	LG	TD	PD	FF	FR
2016	MIAMI	1	1	5	3	2	0.0	0.0	1	11	11	0	2	0	0
2022	MIAMI	1	1	3	3	0	0.0	0.0	1	49	49	0	2	0	0
PLAYOFF TOTALS		2	2	8	6	2	0.0	0.0	2	60	49	0	4	0	0

ADDITIONAL STATS

Defensive Touchdowns: 30-yard interception return vs. Denver (12/3/17), 49-yard fumble return vs. Baltimore (11/11/21), 37-yard interception return vs. New England (1/9/22), 16-yard fumble return vs. Houston (11/27/22).

SINGLE-GAME CAREER HIGHS

Tackles:	11	at Seattle, 9/11/16
Sacks:	1.0	Twice, last: at New Orleans, 12/27/21
Interceptions:	2	5 times, last: vs. Buffalo, 12/2/18
Passes Defended:	5	vs. Denver, 12/3/17
Fumble Recoveries:	1	5 times, last: vs. Houston, 11/27/22
Forced Fumbles:	1	4 times, last: vs. Baltimore, 11/11/21



68

ROBERT HUNT

OFFENSIVE LINEMAN // 6-6 // 330 // LOUISIANA-LAFAYETTE '20
ACQUIRED: D2A, '20
HOMETOWN: BURKEVILLE, TEXAS // BORN: 8/25/96
NFL: FOURTH SEASON // DOLPHINS: FOURTH SEASON

NFL CAREER

TRANSACTIONS:

- 2nd-round pick (39th overall) by Miami in the 2020 NFL Draft.

CAREER HIGHLIGHTS:

- Played in 50 career games with 45 starts – 34 at right guard and 11 at right tackle.
- 2 miscellaneous fumble recoveries.
- Started 1 postseason game.

2022 (MIAMI):

- Started all 17 games at right guard.
- 1 miscellaneous fumble recovery.

AT BALTIMORE (9/18):

- Helped the Dolphins overcome a 21-point fourth-quarter deficit and post 547 total yards in the win.

AT DETROIT (10/30):

- Helped the Dolphins total 476 yards of offense in the come-from-behind victory.

VS. CLEVELAND (11/13):

- Helped the offense total 491 yards and 39 points while not allowing QB Tua Tagovailoa to get sacked.

POSTSEASON:

AFC WILD CARD AT BUFFALO (1/15):

Started at right tackle.

2021 (MIAMI):

- Started all 17 games at right guard.
- 1 miscellaneous fumble recovery.

AT NEW ENGLAND (9/12):

AT JACKSONVILLE IN LONDON (10/17):

- Started at right guard.
- Protected QB Tua Tagovailoa as the team did not allow a sack.

AT N.Y. JETS (11/21):

- Started at right guard.
- Protected QB Tua Tagovailoa as the team did not allow a sack.

2020 (MIAMI):

- Played in all 16 games with 11 starts at right tackle.

AT NEW ENGLAND (9/13):

Played but did not record any stats.

- Made his NFL debut.

AT SAN FRANCISCO (10/11):

Started at right tackle.

- Protected QB Ryan Fitzpatrick who posted the 3rd-best QB rating (154.5) in team history (min. 20 att.).
- Made his 1st NFL start.

VS. NEW ENGLAND (12/20):

- Started at right tackle.
- Helped the team rush for 250 yards, which was Miami's most since Dec. 24, 2016 at Buffalo and the most allowed by New England since Nov. 24, 2013.

BEFORE THE NFL

COLLEGE (LOUISIANA-LAFAYETTE):

- 4-year starter (2016-19).

CAREER:

Started 45 games.

SENIOR (2019):

- Started 7 games.
- Helped the offense rank 1st in the Sun Belt and 5th in the nation allowing just 1.07 sacks per game, and 3rd in the nation with 6.28 yards per carry.

- 1st-team All-Sun Belt.

JUNIOR (2018):

Started all 14 games.

- 2nd-team All Sun Belt.

SOPHOMORE (2017):

- Started 11 games – 9 at left guard and 2 at left tackle.

REDSHIRT FRESHMAN (2016):

- Started all 13 games at left guard.
- Redshirted in 2015.

HIGH SCHOOL (BURKEVILLE HS – BURKEVILLE, TEXAS)

- Also played basketball and earned 1st-team all-district honors.

SENIOR (2014):

- 1st-team all-district.

JUNIOR (2013):

- 1st-team all-district.
- Also averaged 18.9 points per game and 11.0 rebounds
- Named 1st-team all-district in basketball.

OFF THE FIELD

COMMUNITY:

2021:

- Visited his alma mater Burkeville Elementary School in Texas to surprise families with holiday gifts.

PERSONAL:

- MAJOR: General studies.

ROBERT HUNT'S NFL REGULAR SEASON STATS

GAMES/STARTS: 2020: 16/11, 2021: 17/17, 2022: 17/17

NFL TOTALS: 50/45

ROBERT HUNT'S NFL PLAYOFF STATS

GAMES/STARTS: 2022: 1/1

PLAYOFF TOTALS: 1/1

ADDITIONAL STATS

Miscellaneous Fumble Recoveries: 1 in 2021, 1 in 2022 for total of 2.



FULLBACK // 6-1 // 232 // WISCONSIN '19
 ACQUIRED: UFA, '22 (LV)
 HOMETOWN: GREEN BAY, WIS. // BORN: 7/9/96
 NFL: FIFTH SEASON // DOLPHINS: SECOND SEASON

C 2021, 2023

NFL CAREER

TRANSACTIONS:

- Signed by Miami on March 17, 2022.
- Signed by Oakland as an undrafted college free agent on May 3, 2019.

CAREER HONORS:

- 2022 Ed Block Courage Award (Miami recipient).
- 2022 Art Rooney Sportsmanship Award Nominee.
- 2020 Walter Payton Man of the Year Nominee.

CAREER HIGHLIGHTS:

- Played in 58 career games with 25 starts.
- 21 carries for 30 yards (1.4 avg.) and 1 TD.
- 43 receptions for 344 yards (8.0 avg.) and 4 TDs.
- 9 special teams tackles (6 solo).
- 2 miscellaneous tackles.
- Appeared in 1 postseason game.
- Is a 2-time team captain (2021, 2023).

2022 (MIAMI):

- Played in all 17 games with 14 starts.
 - 6 carries for 8 yards (1.3 avg.) and 1 TD.
 - 15 receptions for 105 yards (7.0 avg.).
 - 2 kickoff returns for 20 yards (10.0 avg.).
 - 2 solo special teams tackles.
 - 2 miscellaneous tackles.
- VS. NEW ENGLAND (9/11):** 1 carry for 2 yards; 1 reception for 8 yards.
- Made his Dolphins debut.
- AT DETROIT (10/30):** 1 carry for 1 yard and 1 TD; 1 reception for 5 yards.
- Scored his 1st career rushing TD on a 1-yard carry in the 3rd quarter.
- VS. CLEVELAND (11/13):** 4 receptions for 45 yards (11.3 avg.) and 1 TD.
- Caught a 13-yard TD pass from QB Tua Tagovailoa in the 1st quarter for his 1st TD reception of the season.

POSTSEASON:

AFC WILD CARD AT BUFFALO (1/15): 1 miscellaneous tackle.

HONORS:

- Ed Block Courage Award.
- Art Rooney Sportsmanship Award Nominee.

2021 (LAS VEGAS):

- Played in 9 games with 3 starts.
 - Missed the rest of the season after being placed on injured reserve on Nov. 20.
 - 2 carries for 1 yard (0.5 avg.).
 - 10 receptions for 85 yards (8.5 avg.) and 1 TD.
 - 4 special teams tackles (2 solo).
 - Served as a team captain.
- VS. MIAMI (9/26):** 1 carry for 0 yards; 1 reception for 1 yard and a TD.
- Caught a 1-yard TD pass from QB Derek Carr in the 2nd quarter.
- VS. PHILADELPHIA (10/24):** 1 carry for 1 yard; 1 reception for 29 yards; 1 solo special teams tackle.
- AT N.Y. GIANTS (11/7):** 3 receptions for 28 yards (9.3 avg.); 1 special teams tackle.

2020 (LAS VEGAS):

- Played in all 16 games with 4 starts.
 - 3 carries for 4 yards (1.3 avg.).
 - 12 receptions for 110 yards (9.2 avg.) and 1 TD.
 - 1 solo special teams tackle.
- VS. NEW ORLEANS (9/21):** 2 receptions for 5 yards (2.5 avg.) and 1 TD.
- Caught a 3-yard TD pass from QB Derek Carr in the 2nd quarter.
- VS. BUFFALO (10/4):** 1 carry for -1 yard; 2 receptions for 29 yards (14.5 avg.).
- AT KANSAS CITY (10/11):** 2 receptions for 25 yards (12.5 avg.).

HONORS:

- Walter Payton Man of the Year Nominee.

2019 (OAKLAND):

- Played in all 16 games with 4 starts.
 - 10 carries for 17 yards (1.7 avg.).
 - 6 receptions for 44 yards (7.3 avg.) and 1 TD.
 - 2 special teams tackles (1 solo).
- VS. L.A. CHARGERS (11/7):** 1 carry for 3 yards; 1 reception for 9 yards and a TD; 1 solo special teams tackle.
- Scored on a 9-yard pass from QB Derek Carr to give Oakland a 17-14 lead in the 2nd quarter.
- AT KANSAS CITY (12/1):** 1 carry for 4 yards; 2 receptions for 13 yards (6.5 avg.).
- VS. JACKSONVILLE (12/15):** 3 receptions for 22 yards (7.3 avg.).

BEFORE THE NFL

COLLEGE (WISCONSIN):

- 4-year letterman (2015-18) and 1-year starter.
- Moved from linebacker to fullback early during his freshman season in 2015.

CAREER: Played in 51 games with 11 starts; 103 carries for 343 yards (3.3 avg.) and 17 TDs; 14 receptions for 185 yards (13.2 avg.) and 4 TDs; 4 kickoff returns for 63 yards (15.8 avg.).

SENIOR (2018): Played in all 13 games with 11 starts; 26 carries for 143 yards (5.5 avg.) and 6 TDs; 5 receptions for 93 yards (18.6 avg.) and 1 TD.

- Served as team a captain.

JUNIOR (2017): Played in all 14 games; 10 carries for 25 yards (2.5 avg.) and 3 TDs; 3 receptions for 37 yards (12.3 avg.) and 1 TD.

SOPHOMORE (2016): Played in all 14 games; 18 carries for 44 yards (2.4 avg.) and 2 TDs; 6 receptions for 55 yards (9.2 avg.) and 2 TDs; 2 kickoff returns for 31 yards (15.5 avg.).

TRUE FRESHMAN (2015): Played in 10 games; 49 carries for 131 yards (2.7 avg.) and 6 TDs; 2 kickoff returns for 32 yards (16.0 avg.).

HIGH SCHOOL (BAY PORT HS – GREEN BAY, WIS.)

- Played quarterback and running back.
- Also lettered in wrestling and baseball.

SENIOR (2014): 2,324 rushing yards and 29 TDs; 1,411 passing yards and 15 TDs.

- Wisconsin Gatorade Player of the Year.
- 1st-team all-state.

SOPHOMORE (2012): 1,024 rushing yards and 22 TDs.

- 1st-team all-conference.

OFF THE FIELD

COMMUNITY:

- Established the Ingold Family Foundation with the vision to cultivate environments of inspiration and motivation.
- Serves as a national spokesperson for AdoptUSKids.
- Has served as a Mission Ambassador for Raise the Future, an organization that supports and exemplifies the mission of finding one caring adult for all youth who are currently experiencing foster care.

2022:

- Earned the Adoption Excellence Award from AdoptUSKids in partnership with the Children's Bureau and the Ad Council for making extraordinary strides on behalf of waiting children and youth in foster care.

PERSONAL:

- **PRONUNCIATION:** Last name is pronounced INN-gold.
- **MAJOR:** Personal finance – financial planning.
- Wrote and published his first book – “The 7 Crucibles: An Inspirational Game Plan for Overcoming Adversity in Your Life” – in 2023.

ALEC INGOLD'S NFL REGULAR SEASON STATS

YEAR	TEAM	GP	GS	RUSHING					RECEIVING				
				ATT	YDS	AVG	LG	TD	REC	YDS	AVG	LG	TD
2019	OAKLAND	16	4	10	17	1.7	4	0	6	44	7.3	14	1
2020	LAS VEGAS	16	4	3	4	1.3	3	0	12	110	9.2	23	1
2021	LAS VEGAS	9	3	2	1	0.5	1	0	10	85	8.5	29	1
2022	MIAMI	17	14	6	8	1.3	2	1	15	105	7.0	17	1
NFL TOTALS		58	25	21	30	1.4	4	1	43	344	8.0	29	4

ALEC INGOLD'S NFL PLAYOFF STATS

YEAR	TEAM	GP	GS	RUSHING					RECEIVING				
				ATT	YDS	AVG	LG	TD	REC	YDS	AVG	LG	TD
2022	MIAMI	1	0	0	0	0.0	0	0	0	0	0.0	0	0
PLAYOFF TOTALS		1	0	0	0	0.0	0	0	0	0	0.0	0	0

ADDITIONAL STATS

Special Teams Tackles: (Oakland/Las Vegas) 2 in 2019, 1 in 2020, 4 in 2021, 2 in 2022 for total of 9.

Kickoff Returns: (Miami) 2 for 20 yards in 2022.

Miscellaneous Tackles: (Miami) 2 in 2022 (P-1).

Miscellaneous Fumble Recoveries: (Oakland/Las Vegas) in 2019, 1 in 2020, 1 in 2021 for total of 3.

SINGLE-GAME CAREER HIGHS

Rushes:	1	21 times, last: at Buffalo, 12/17/22
Rushing Yards:	4	at Kansas City, 12/1/19
Rushing Long:	4	at Kansas City, 12/1/19
Rushing TDs:	1	at Detroit, 10/30/22
Receptions:	4	Twice, last: vs. Cleveland, 11/13/22
Receiving Yards:	45	vs. Cleveland, 11/13/22
Receiving Long:	29	vs. Philadelphia, 10/24/21
Receiving TDs:	1	4 times, last: vs. Cleveland, 11/13/22

2019 GAME-BY-GAME STATS (OAKLAND)

DATE	OPPONENT	P/S	ATT	YDS	AVG	LG	TD
09/09	DENVER	1/1	0	0	0.0	-	0
09/15	KANSAS CITY	1/0	0	0	0.0	-	0
09/22	at Minnesota	1/0	0	0	0.0	-	0
09/29	at Indianapolis	1/1	1	1	1.0	1	0
10/06	CHICAGO	1/0	1	3	3.0	3	0
10/20	at Green Bay	1/0	0	0	0.0	-	0
10/27	at Houston	1/0	1	2	2.0	2	0
11/03	DETROIT	1/0	1	2	2.0	2	0
11/07	L.A. CHARGERS	1/1	1	3	3.0	3	0
11/17	CINCINNATI	1/1	1	3	3.0	3	0
11/24	at N.Y. Jets	1/0	1	0	0.0	0	0
12/01	at Kansas City	1/0	1	4	4.0	4	0
12/08	TENNESSEE	1/0	1	-1	-1.0	-1	0
12/15	JACKSONVILLE	1/0	0	0	0.0	-	0
12/22	at L.A. Chargers	1/0	0	0	0.0	-	0
12/29	at Denver	1/0	1	0	0.0	0	0
2019 TOTALS		16/4	10	17	1.7	4	0

2020 GAME-BY-GAME STATS (LAS VEGAS)

DATE	OPPONENT	P/S	ATT	YDS	AVG	LG	TD
09/13	at Carolina	1/0	0	0	0.0	-	0
09/21	NEW ORLEANS	1/0	0	0	0.0	-	0
09/27	at New England	1/0	0	0	0.0	-	0
10/04	BUFFALO	1/0	1	-1	-1.0	-1	0
10/11	at Kansas City	1/1	0	0	0.0	-	0
10/25	TAMPA BAY	1/1	0	0	0.0	-	0
11/01	at Cleveland	1/0	1	3	3.0	3	0
11/08	at L.A. Chargers	1/0	0	0	0.0	-	0
11/15	DENVER	1/0	0	0	0.0	-	0
11/22	KANSAS CITY	1/0	0	0	0.0	-	0
11/29	at Atlanta	1/1	0	0	0.0	-	0
12/06	at N.Y. Jets	1/0	0	0	0.0	-	0
12/13	INDIANAPOLIS	1/1	0	0	0.0	-	0
12/17	L.A. CHARGERS	1/0	1	2	2.0	2	0
12/26	MIAMI	1/0	0	0	0.0	-	0
01/03	at Denver	1/0	0	0	0.0	-	0
2020 TOTALS		16/4	3	4	1.3	3	0

2021 GAME-BY-GAME STATS (LAS VEGAS)

DATE	OPPONENT	P/S	ATT	YDS	AVG	LG	TD
09/13	BALTIMORE	1/1	0	0	0.0	-	0
09/19	at Pittsburgh	1/0	0	0	0.0	-	0
09/26	MIAMI	1/0	1	0	0.0	0	0
10/04	at L.A. Chargers	1/0	0	0	0.0	-	0
10/10	CHICAGO	1/0	0	0	0.0	-	0
10/17	at Denver	1/1	0	0	0.0	-	0
10/24	PHILADELPHIA	1/1	1	1	1.0	1	0
11/07	at N.Y. Giants	1/0	0	0	0.0	-	0
11/14	KANSAS CITY	1/0	0	0	0.0	-	0
11/21	CINCINNATI						INJURED RESERVE
11/25	at Dallas						INJURED RESERVE
12/05	WASHINGTON						INJURED RESERVE
12/12	at Kansas City						INJURED RESERVE
12/20	at Cleveland						INJURED RESERVE
12/26	DENVER						INJURED RESERVE
01/02	at Indianapolis						INJURED RESERVE
01/09	L.A. CHARGERS						INJURED RESERVE
2021 TOTALS		9/3	2	1	0.5	1	0

DATE	OPPONENT	P/S	REC	YDS	AVG	LG	TD
01/15	at Cincinnati*						INJURED RESERVE
PLAYOFF TOTALS		0/0	0	0	0.0	-	0


* AFC Wild Card game

2022 GAME-BY-GAME STATS (MIAMI)

DATE	OPPONENT	P/S	ATT	YDS	AVG	LG	TD
09/11	NEW ENGLAND	1/1	1	2	2.0	2	0
09/18	at Baltimore	1/1	1	1	1.0	1	0
09/25	BUFFALO	1/1	1	0	0.0	0	0
09/29	at Cincinnati	1/1	0	0	0.0	-	0
10/09	at N.Y. Jets	1/1	0	0	0.0	-	0
10/16	MINNESOTA	1/1	1	2	2.0	2	0
10/23	PITTSBURGH	1/0	0	0	0.0	-	0
10/30	at Detroit	1/1	1	1	1.0	1t	1
11/06	at Chicago	1/1	0	0	0.0	-	0
11/13	CLEVELAND	1/1	0	0	0.0	-	0
11/27	HOUSTON	1/0	0	0	0.0	-	0
12/04	at San Francisco	1/1	0	0	0.0	-	0
12/11	at L.A. Chargers	1/1	0	0	0.0	-	0
12/17	at Buffalo	1/1	1	2	2.0	2	0
12/25	GREEN BAY	1/1	0	0	0.0	-	0
01/01	at New England	1/0	0	0	0.0	-	0
01/08	N.Y. JETS	1/1	0	0	0.0	-	0
2022 TOTALS		17/14	6	8	1.3	2	1

DATE	OPPONENT	P/S	ATT	YDS	AVG	LG	TD
01/15	at Buffalo*	1/0	0	0	0.0	0	0

* AFC Wild Card game



73

AUSTIN JACKSON

OFFENSIVE LINEMAN // 6-5 // 320 // SOUTHERN CALIFORNIA '20

ACQUIRED: D1B, '20

HOMETOWN: PHOENIX, ARIZ. // BORN: 8/11/99

NFL: FOURTH SEASON // DOLPHINS: FOURTH SEASON

NFL CAREER

TRANSACTIONS:

- 1st-round pick (18th overall) by Miami in the 2020 NFL Draft.

CAREER HIGHLIGHTS:

- Played in 32 career games with 30 starts – 15 at left tackle, 13 at left guard and 2 at right tackle.

2022 (MIAMI):

- Started 2 games at right tackle.
- Dressed but did not play 1 game.
- Inactive for 2 games.
- Missed 7 games after being placed on injured reserve on Sept. 16 and activated on Nov. 1.
- Missed the rest of the season after being placed on injured reserve on Dec. 5.

2021 (MIAMI):

- Played in all 17 games with 16 starts – 13 at left guard and 3 at left tackle.
- 2 miscellaneous tackles.

AT LAS VEGAS (9/26): Started at left tackle; 1 miscellaneous fumble recovery.

AT JACKSONVILLE IN LONDON (10/17): Started at left guard.

- Protected QB Tua Tagovailoa as the team did not allow a sack.

AT N.Y. JETS (11/21): Started at left guard.

- Protected QB Tua Tagovailoa as the team did not allow a sack.

2020 (MIAMI):

- Played in 13 games with 12 starts at left tackle.
- Activated off injured reserve on Nov. 7.
- Missed 3 games after being placed on injured reserve on Oct. 9.

AT NEW ENGLAND (9/13): Started at left tackle.

- Joined Solomon Kindley as the 1st Dolphins rookie duo to start a season opener on the offensive line since 2008 (Jake Long and Donald Thomas).
- Made his NFL debut.

AT JACKSONVILLE (9/24): Started at left tackle.

- Protected QB Ryan Fitzpatrick who completed 18-of-20 passes (90.0 pct.) and set a new franchise record for completion percentage in a single

game with a minimum of 20 attempts.

VS. NEW ENGLAND (12/20): Started at left tackle.

- Helped the team rush for 250 yards, which was Miami's most since Dec. 24, 2016 at Buffalo and the most allowed by New England since Nov. 24, 2013.

BEFORE THE NFL

COLLEGE (SOUTHERN CALIFORNIA):

- 3-year letterman (2017-19) and 2-year starter.

CAREER: Played in 39 games with 25 starts.

JUNIOR (2019): Started all 13 games at left tackle; 1 blocked field goal.

- Honorable mention All-America.
- 1st-team All-Pac 12.
- Won the USC Chris Carlisle Courage Award.

SOPHOMORE (2018): Started all 12 games at left tackle.

- Co-recipient of the USC John McKay Award which recognizes competitive spirit.

TRUE FRESHMAN (2017): Played in all 14 games; 3 special teams tackles and 1 blocked field goal.

HIGH SCHOOL (NORTH CANYON HS – PHOENIX, ARIZ.)

- Played offensive tackle and defensive end.
- Also played basketball and threw shot put and discus.

SENIOR (2016): 80 tackles, 4 sacks, 1 pass defended and 1 fumble recovery; 1 blocked punt and 1 blocked field goal.

- 1st-team All-American.
- 1st-team all-state.
- Placed 3rd in shot put and 11th in discus at the state Division II championships.

JUNIOR (2015): 72 tackles, 2 sacks, 1 pass defended and 3 forced fumbles; 2 blocked field goals.

- 1st-team All-American.
- 1st-team all-state.

Placed 4th in discus and 6th in shot put at the state Division I championships.

SOPHOMORE (2014): 56 tackles and 5 sacks; 1 blocked field goal.

FRESHMAN (2013): 11 tackles.

OFF THE FIELD

PERSONAL:

- His grandfather, Melvin Jackson, played defensive tackle at USC (1974-75) and played 5

seasons with Green Bay (1976-80).

- Donated his bone marrow in July 2019 for his younger sister, Autumn, who has Diamond-

Blackfan anemia.

- **MAJOR:** Political science.

AUSTIN JACKSON'S NFL REGULAR SEASON STATS

GAMES/STARTS: 2020: 13/12, 2021: 17/16, 2022: 2/2

NFL TOTALS: 32/30

ADDITIONAL STATS

Miscellaneous Fumble Recoveries: 1 in 2021.

Miscellaneous Tackles: 2 in 2021.



SAFETY // 6-1 // 190 // TEXAS '20
ACQUIRED: D3, '20
HOMETOWN: NACOGDOCHES, TEXAS // BORN: 4/2/98
NFL: FOURTH SEASON // DOLPHINS: FOURTH SEASON

NFL CAREER

TRANSACTIONS:

- 3rd-round pick (70th overall) by Miami in the 2020 NFL Draft.

CAREER HIGHLIGHTS:

- Played in 38 career games with 24 starts.
- 184 tackles (111 solo), 8.0 sacks, 1 interception, 5 passes defended, 3 forced fumbles and 2 fumble recoveries.
- 6 special teams tackles (4 solo).
- His 59 tackles in 2020 were tied for 11th by all NFL rookies.

2022 (MIAMI):

- Started 7 games.
- Missed the rest of the season after being placed on injured reserve on Oct. 25.
- 49 tackles (26 solo), 2.0 sacks, 3 passes defended and 1 forced fumble.

VS. NEW ENGLAND (9/11): 11 tackles (6 solo), 1.0 sack, 1 pass defended and 1 forced fumble.

- Strip-sacked QB Mac Jones in 2nd quarter, causing a fumble that LB Melvin Ingram returned 2 yards for a TD.

VS. BUFFALO (9/25): 9 tackles (6 solo) and 1 pass defended.

AT N.Y. JETS (10/9): 9 tackles (5 solo) and 1.0 sack.

- Sacked QB Zach Wilson for a loss of 17 yards near the end of the 3rd quarter.

2021 (MIAMI):

- Played in 15 games with 13 starts.
- Inactive for 2 games.
- 76 tackles (45 solo), 5.0 sacks, 1 interception, 1 pass defended, 1 forced fumble and 2 fumble recoveries.
- 3 solo special teams tackles.

AT LAS VEGAS (9/26): 6 tackles (4 solo) and 2.0 sacks.

- Sacked QB Derek Carr for a loss of 7 yards on 3rd-and-4 in the 2nd quarter.
- Sacked QB Derek Carr for a loss of 15 yards on 3rd-and-11 in the 4th quarter.

VS. HOUSTON (11/7): 6 tackles (3 solo) and 1 fumble recovery.

- Recovered a TE Jordan Akins fumble forced by S Eric Rowe in the 4th quarter.

AT N.Y. JETS (11/21): 6 tackles (2 solo), 1.0 sack and 1 forced fumble.

- Strip-sacked QB Joe Flacco in the 2nd quarter and the fumble was recovered by DT Christian Wilkins and returned for 9 yards.

VS. N.Y. JETS (12/19): 6 tackles (4 solo) and 1.0 sack.

- Sacked QB Zach Wilson for a loss of 8 yards in the 3rd quarter.

AT NEW ORLEANS (12/27): 6 tackles (2 solo), 1.0 sack, 1 interception and 1 pass defended.

- Sacked QB Ian Book for a loss of 3 yards on 3rd-and-8 in the 3rd quarter.
- Intercepted QB Ian Book on 4th-and-9 in the 4th quarter and returned it 8 yards.
- It was his 1st career interception.

2020 (MIAMI):

- Played in all 16 games with 4 starts.
- 59 tackles (40 solo), 1.0 sack, 1 pass defended and 1 forced fumble.
- 3 special teams tackles (1 solo).
- His 59 tackles were tied for 11th among all NFL rookies.

AT NEW ENGLAND (9/13): 9 tackles (7 solo).

- Made his NFL debut.

AT N.Y. JETS (11/29): 3 tackles (2 solo) and 1.0 sack.

- Sacked QB Sam Darnold on 3rd-and-3 for a loss of 9 yards in the 1st quarter.
- It was his 1st career sack.

VS. NEW ENGLAND (12/20): 6 tackles (4 solo) and 1 forced fumble.

- Forced a QB Cam Newton fumble on 3rd-and-8 in the 2nd quarter.

BEFORE THE NFL

COLLEGE (TEXAS):

- 4-year letterman (2016-19) and 3-year starter.

CAREER: Played in 46 games with 35 starts; 233 tackles (175 solo), 1 sack, 4 interceptions, 11 passes defended, 2 forced fumbles and 3 fumble recoveries; 2 blocked punts; 3 kickoff returns for 55 yards (18.3 avg.); 14 punt returns for 161 yards (11.5 avg.).

SENIOR (2019): Started 12 games; 86 tackles (64 solo), 1 sack, 2 interceptions, 6 passes defended, 1 forced fumble and 1 fumble recovery; 6 punt returns for 63 yards (10.5 avg.).

- Voted a team captain.

JUNIOR (2018): Started 10 games; 70 tackles (48 solo), 2 interceptions, 3 passes defended and 2 fumble recoveries; 6 punt returns for 65 yards (10.8 avg.).

- Honorable mention All-Big 12.

SOPHOMORE (2017): Started 12 games; 61 tackles (51 solo), 2 passes defended and 1 forced fumble; 1 kickoff return for 11 yards.

TRUE FRESHMAN (2016): Played all 12 games with 1 start; 16 tackles (12 solo); 2 blocked punts; 2 kickoff returns for 44 yards (22.0 avg.); 2 punt returns for 33 yards (16.5 avg.).

HIGH SCHOOL (NACOGDOCHES HS – NACOGDOCHES, TEXAS)

- Played on offense, defense and special teams.
- Also ran track and placed 3rd in the state championships as the anchor on the 4x200m team.

SENIOR (2015): 124 tackles and 2 interceptions; 8 TDs on offense and special teams.

- All-American.
- Texas Defensive Player of the Year.
- 1st-team all-state.
- All-district.

JUNIOR (2014): 30 tackles and 2 forced fumbles.

SOPHOMORE (2013): 95 tackles, 5 interceptions and 13 passes defended; 1 interception return for a TD.

- Honorable mention all-state.
- 1st-team all-district at defensive back and return specialist.

OFF THE FIELD

PERSONAL:

- **MAJOR:** Sport management.

BRANDON JONES' NFL REGULAR SEASON STATS

YEAR	TEAM	GP	GS	TACKLES					INTERCEPTIONS					FUMBLES	
				TOT	SOLO	ASST	SK	YDS	INT	YDS	LG	TD	PD	FF	FR
2020	MIAMI	16	4	59	40	19	1.0	9.0	0	0	0	0	1	1	0
2021	MIAMI	15	13	76	45	31	5.0	39.0	1	8	8	0	1	1	2
2022	MIAMI	7	7	49	26	23	2.0	30.0	0	0	0	0	3	1	0
NFL TOTALS		38	24	184	111	73	8.0	78.0	1	8	8	0	5	3	2

ADDITIONAL STATS

Special Teams Tackles: 3 in 2020, 3 in 2021 for total of 6.

SINGLE-GAME CAREER HIGHS

Tackles:	11	vs. New England, 9/11/22
Sacks:	2.0	at Las Vegas, 9/26/21
Interceptions:	1	at New Orleans, 12/27/21
Passes Defended:	1	4 times, last: vs. Buffalo, 9/25/22
Forced Fumbles:	1	3 times, last: vs. New England, 9/11/22
Fumble Recoveries:	1	Twice, last: vs. Houston, 11/7/21



CORNERBACK // 6-1 // 192 // KENTUCKY '21
 ACQUIRED: T, '23 (DAL.)
 HOMETOWN: BATON ROUGE, LA. // BORN: 11/11/99
 NFL: THIRD SEASON // DOLPHINS: FIRST SEASON

NFL CAREER

TRANSACTIONS:

- Traded from Dallas to Miami on Aug. 29, 2023.
- 2nd-round pick (44th overall) by Dallas in the 2021 NFL Draft.

CAREER HIGHLIGHTS:

- Played in 26 games with 3 starts.
- 27 tackles (23 solo), 4 passes defended, 1 forced fumble and 1 fumble recovery.
- 9 special teams tackles (7 solo).
- Appeared in 3 postseason games with Dallas.

2023 (DALLAS/MIAMI):

- Spent the offseason program and training camp with Dallas.

2022 (DALLAS):

- Played in 16 games with 1 start.
- Inactive for 1 game.
- 13 tackles (11 solo), 2 passes defended and 1 forced fumble.
- 7 special teams tackles (6 solo).

AT GREEN BAY (11/13): 5 tackles (4 solo) and 1 forced fumble.

- Stripped RB Aaron Jones of the football in the 4th quarter for his 1st career forced fumble.

VS. INDIANAPOLIS (12/4): 1 solo tackle and 1 pass defended; 1 solo special teams tackle.

VS. HOUSTON (12/11): 4 solo tackles and 1 pass defended.

POSTSEASON:

NFC WILD CARD AT TAMPA BAY (1/16): Played but did not record any stats.

NFC DIVISIONAL AT SAN FRANCISCO (1/22): 1 forced fumble; 2 special teams tackles (1 solo).

- Forced a fumble by WR Ray-Ray McCloud on a punt that was recovered by Dallas.

2021 (DALLAS):

- Played in 10 games with 2 starts.
- Inactive for 1 game.
- Missed the 1st 6 games of the season after being placed on injured reserve on Sept. 2 and being activated on Oct. 30.
- 14 tackles (12 solo), 2 passes defended and 1 fumble recovery.

• 2 special teams tackles (1 solo).
AT MINNESOTA (10/31): Played but did not record any stats.

- Made his NFL debut.

VS. WASHINGTON (12/26): 3 solo tackles and 1 pass defended.

- Made his 1st NFL start.

AT PHILADELPHIA (1/8): 9 tackles (7 solo).

POSTSEASON:

NFC DIVISIONAL VS. SAN FRANCISCO (1/16): Played but did not record any stats.

BEFORE THE NFL

COLLEGE (KENTUCKY):

- 1-year starter (2020).
- Transferred to Kentucky from LSU following his true freshman season in 2018.

CAREER (AT KENTUCKY): Started 9 games; 25 tackles (14 solo), 4 interceptions and 5 passes defended.

SOPHOMORE (2020 AT KENTUCKY): Started 9 games; 25 tackles (14 solo), 4 interceptions and 5 passes defended.

- 4th-team All-SEC.
- Redshirted in 2019 due to NCAA transfer rules.

TRUE FRESHMAN (2018 AT LSU): Played in 11 games; 12 tackles (11 solo) and 1 pass defended.

HIGH SCHOOL (SCOTLANDVILLE MAGNET HS – BATON ROUGE, LA.)

- Also lettered in basketball.
- SENIOR (2017):** 113 tackles and 3 interceptions; 1 kickoff return for TD.
- 1st-team all-state.
- All-metro.
- 1st-team all-district.
- JUNIOR (2016):** 67 tackles, 3 interceptions and 15 passes defended; 2 defensive TDs.
- 1st-team all-state.
- All-metro.
- District Co-Defensive MVP.
- 1st-team all-district.
- Helped his team win the 5A state championship.

KELVIN JOSEPH'S NFL REGULAR SEASON DEFENSIVE STATS

YEAR	TEAM	GP	GS	TACKLES					INTERCEPTIONS					FUMBLES	
				TOT	SOLO	ASST	SK	YDS	INT	YDS	LG	TD	PD	FF	FR
2021	DALLAS	10	2	14	12	2	0.0	0.0	0	0	0	0	2	0	1
2022	DALLAS	16	1	13	11	2	0.0	0.0	0	0	0	0	2	1	0
NFL TOTALS		26	3	27	23	4	0.0	0.0	0	0	0	0	4	1	1

KELVIN JOSEPH'S NFL PLAYOFF DEFENSIVE STATS


YEAR	TEAM	GP	GS	TACKLES					INTERCEPTIONS					FUMBLES	
				TOT	SOLO	ASST	SK	YDS	INT	YDS	LG	TD	PD	FF	FR
2021	DALLAS	1	0	0	0	0	0.0	0.0	0	0	0	0	0	0	0
2022	DALLAS	2	0	0	0	0	0.0	0.0	0	0	0	0	0	1	0
PLAYOFF TOTALS		3	0	0	0	0	0.0	0.0	0	0	0	0	0	1	0

ADDITIONAL STATS

Special Teams Tackles: (Dallas) 2 in 2021, 7 in 2022 for total of 9 (P-2).

SINGLE-GAME CAREER HIGHS

- Tackles:** 9 at Philadelphia, 1/8/22
- Passes Defensed:** 1 4 times, last: vs. Houston, 12/11/22
- Forced Fumbles:** 1 at Green Bay, 11/13/22
- Fumble Recoveries:** 1 vs. Denver, 11/7/21



4

KADER KOHOU

CORNERBACK // 5-10 // 193 // TEXAS A&M-COMMERCE '22
ACQUIRED: FA, '22
HOMETOWN: ABIDJAN, IVORY COAST // BORN: 11/28/98
NFL: SECOND SEASON // DOLPHINS: SECOND SEASON

NFL CAREER

TRANSACTIONS:

- Signed by Miami as an undrafted college free agent on May 13, 2022.

CAREER HIGHLIGHTS:

- Played in 15 career games with 13 starts.
- 72 tackles (63 solo), 1 interception, 8 passes defended and 1 forced fumble.
- Started 1 postseason game.
- Led all undrafted rookies in 2022 in defensive snaps (852), tackles (72) and passes defended (10).

2022 (MIAMI):

- Played in 15 games with 13 starts.
- Inactive for 2 games.
- 72 tackles (63 solo), 1 interception, 8 passes defended and 1 forced fumble.
- Led all undrafted rookies in defensive snaps (852), tackles (72) and passes defended (10).

VS. NEW ENGLAND (9/11): 3 solo tackles, 1 pass defended and 1 forced fumble.

- Forced a fumble by WR Nelson Agholor that was recovered by LB Jaelan Phillips in the 4th quarter.
- Deflected a pass on 4th-and-3 in the 4th quarter to force a turnover on downs.
- Became the 1st NFL undrafted rookie to force a fumble in a Week 1 game since N.Y. Giants DB Bruce Johnson (Sept. 13, 2009 vs. Was.).
- Made his NFL debut.

VS. BUFFALO (9/25): 6 tackles (4 solo).

- Made his 1st NFL start.

VS. CLEVELAND (11/13): 4 tackles (3 solo) and 3 passes defended.

- Became 1st undrafted rookie to total 3 passes defended in an NFL game since 2019 (Miami's Nik Needham).

VS. GREEN BAY (12/25): 5 solo tackles, 1 interception and 2 passes defended.

- Intercepted QB Aaron Rodgers in the end zone on a 4th-down play in the 4th quarter for his 1st career interception.

POSTSEASON:

AFC WILD CARD AT BUFFALO (1/15): 2 solo tackles and 2 passes defended.

- Became the 1st undrafted rookie cornerback to start an NFL playoff game since New England's J.C. Jackson on Jan. 20, 2019 at Kansas City and the 1st undrafted rookie to have multiple passes defended in a playoff game since New Orleans' Shy Tuttle on Jan. 5, 2020 vs. Minnesota.

BEFORE THE NFL

COLLEGE (TEXAS A&M-COMMERCE):

- 4-year letterman (2017-19, 21).

CAREER: Played in 44 games; 113 tackles (87 solo) 5 interceptions, 37 passes defended, 4 forced fumbles and 3 fumble recoveries; 12 kickoff returns for 232 yards (19.3 avg.); 8 punt returns for 116 yards (14.5 avg.); 1 reception for 40 yards.

SENIOR (2021): Played in all 11 games; 26 tackles (21 solo) and 6 passes defended; 4 kickoff returns for 49 yards (12.3 avg.); 1 punt return for -5 yards; 1 reception for 40 yards.

- Lone Star Conference Defensive Back of the Year.
- 1st-team all-conference.
- 2020 season was canceled due the COVID-19 global pandemic.

JUNIOR (2019): Played in 11 games; 27 tackles (19 solo) 3 interceptions, 8 passes defended, 1 forced fumble and 2 fumble recoveries; 8 kickoff returns for 183 yards (22.9 avg.); 7 punt returns for 121 yards (17.3 avg.).

- 1st-team all-conference.

SOPHOMORE (2018): Played in 11 games; 45 tackles (37 solo), 2 interceptions, 18 passes defended, 3 forced fumbles and 1 fumble recovery.

- 2nd-team all-conference.

REDSHIRT FRESHMAN (2017): Played in 11 games; 15 tackles (10 solo) and 5 passes defended.

- Helped team win the NCAA Division II National Championship.
- Redshirted in 2016.

HIGH SCHOOL (TRINITY HS – EULESS, TEXAS)

- Also lettered in track & field.

SENIOR (2015):

- 1st-team all-district.
- District champion.

OFF THE FIELD

PERSONAL:

- **PRONUNCIATION:** Name is pronounced KAY-der KOH-hoo.


- **GRADUATE DEGREE:** Master's in Business Administration.
- **MAJOR:** Marketing/business.

KADER KOHOU'S NFL REGULAR SEASON STATS

YEAR	TEAM	GP	GS	TACKLES					INTERCEPTIONS					FUMBLES	
				TOT	SOLO	ASST	SK	YDS	INT	YDS	LG	TD	PD	FF	FR
2022	MIAMI	15	13	72	63	9	0.0	0.0	1	0	0	0	10	1	0
NFL TOTALS		15	13	72	63	9	0.0	0.0	1	0	0	0	10	1	0

KADER KOHOU'S NFL PLAYOFF STATS

YEAR	TEAM	GP	GS	TACKLES					INTERCEPTIONS					FUMBLES	
				TOT	SOLO	ASST	SK	YDS	INT	YDS	LG	TD	PD	FF	FR
2022	MIAMI	1	1	2	2	0	0.0	0.0	0	0	0	0	2	0	0
PLAYOFF TOTALS		1	1	2	2	0	0.0	0.0	0	0	0	0	2	0	0



48 TYLER KROFT

TIGHT END // 6-6 // 252 // RUTGERS '15
ACQUIRED: FA, '23
HOMETOWN: DOWNINGTOWN, PA. // BORN: 10/15/92
NFL: NINTH SEASON // DOLPHINS: FIRST SEASON

NFL CAREER

TRANSACTIONS:

- Signed by Miami on May 9, 2023.
- Signed by San Francisco on May 23, 2022.
- Signed by the N.Y. Jets as an unrestricted free agent from Buffalo on March 22, 2021.
- Signed by Buffalo as an unrestricted free agent from Cincinnati on March 14, 2019.
- 3rd-round pick (85th overall) by Cincinnati in the 2015 NFL Draft.

CAREER HIGHLIGHTS:

- Played in 92 career games with 52 starts.
- 105 receptions for 1,081 yards (10.3 avg.) and 13 TDs.
- 21 special teams tackles (12 solo).
- 7 miscellaneous tackles.
- His 7 receiving TDs in 2017 were 6th among all NFL tight ends that season.
- His 7 special teams tackles in 2016 were tied for the most by any TE in the league that season.
- Appeared in 4 postseason games with 1 start – 1 with Cincinnati, 1 with Buffalo and 2 with San Francisco.

2022 (SAN FRANCISCO):

- Played in 11 games with 4 starts.
- Inactive for 6 games.
- 4 receptions for 57 yards (14.3 avg.).
- 1 special teams tackle.

AT CHICAGO (9/11): 1 reception for 9 yards.

- Made his 49ers debut.

VS. MIAMI (12/4): 1 reception for 14 yards.

AT SEATTLE (12/15): 1 reception for 28 yards.

POSTSEASON:

NFC WILD CARD VS. SEATTLE (1/14): Played but did not record any stats.

NFC DIVISIONAL VS. DALLAS (1/22): Inactive.

NFC CHAMPIONSHIP AT PHILADELPHIA (1/29): Played but did not record any stats.

2021 (N.Y. JETS):

- Played in 9 games with 6 starts.
- Inactive for 2 games.
- Spent 1 game on the Reserve/COVID-19 list.
- Missed 5 games after being placed on injured reserve on Nov. 9 and being activated on Dec. 18.
- 16 receptions for 173 yards (10.8 avg.) and 1 TD.

- 1 solo special teams tackle.

- 2 miscellaneous tackles.

AT CAROLINA (9/12): 3 receptions for 26 yards (8.7 avg.).

- Made his Jets debut.

VS. CINCINNATI (10/31): 2 receptions for 20 yards (10.0 avg.) and 1 TD.

- Caught a game-winning 13-yard TD pass from QB Mike White with 3:45 remaining, capping off an 11-point comeback in the game's final 5 minutes.

VS. JACKSONVILLE (12/26): 3 receptions for 29 yards (9.7 avg.).

2020 (BUFFALO):

- Played in 10 games with 4 starts.
- Inactive for 4 games.
- Spent 2 games on the Reserve/COVID-19 list.
- 12 receptions for 119 yards (9.9 avg.) and 3 TDs.
- 1 miscellaneous tackle.

VS. L.A. RAMS (9/27): 4 receptions for 24 yards (6.0 avg.) and 2 TDs.

- Scored on a 3-yard TD pass from QB Josh Allen with 38 seconds remaining in the 1st half.

- Caught a game-winning 3-yard TD pass from QB Josh Allen with 15 seconds left to defeat the Rams.

AT N.Y. JETS (10/25): 4 receptions for 64 yards (16.0 avg.).

VS. SEATTLE (11/8): 1 reception for 1 yard and 1 TD.

- Caught a 1-yard TD from QB Josh Allen in the 1st quarter.

POSTSEASON:

AFC WILD CARD VS. INDIANAPOLIS (1/9): Inactive.

AFC DIVISIONAL VS. BALTIMORE (1/16): Inactive.

AFC CHAMPIONSHIP AT KANSAS CITY (1/24): Inactive.

2019 (BUFFALO):

- Played in 11 games with 3 starts.
- Inactive for 5 games.
- 6 receptions for 71 yards (11.8 avg.) and 1 TD.

VS. MIAMI (10/20): Played but did not record any stats.

- Made his Bills debut.

VS. PHILADELPHIA (10/27): 2 receptions for 32 yards (16.0 avg.).

AT PITTSBURGH (12/15): 1 reception for 14 yards

and 1 TD.

- Scored on a 14-yard pass from QB Josh Allen with 7:55 left in what wound up being the game-winning TD.

POSTSEASON:

AFC WILD CARD AT HOUSTON (1/4): Played but did not record any stats.

2018 (CINCINNATI):

- Played in 5 games with 2 starts.
- Inactive for 4 games.
- Missed the rest of the season after being placed on injured reserve on Nov. 16.
- 4 receptions for 36 yards (9.0 avg.).
- 1 solo special teams tackle.

VS. BALTIMORE (9/13): 2 receptions for 11 yards (5.5 avg.).

2017 (CINCINNATI):

- Started all 16 games.
- 42 receptions for 404 yards (9.6 avg.) and 7 TDs.
- 1 solo special teams tackle.
- 3 miscellaneous tackles.
- His 7 receiving TDs were 6th among all NFL tight ends that season.

AT CLEVELAND (10/1): 6 receptions for 68 yards (11.3 avg.) and 2 TDs.

- Caught a 3-yard TD pass from QB Andy Dalton in the 2nd quarter.
- Scored on a 16-yard pass from QB Andy Dalton to give Cincinnati a 31-0 lead in the 3rd quarter.

AT DENVER (11/19): 2 receptions for 12 yards (6.0 avg.) and 1 TD.

- Caught a 1-yard TD pass from QB Andy Dalton to open scoring in the 1st quarter.

AT BALTIMORE (12/31): 6 receptions for 53 yards (8.8 avg.) and 2 TDs.

- Caught a 1-yard TD pass from QB Andy Dalton on Cincinnati's opening possession.
- Scored on a 5-yard TD pass from QB Andy Dalton in the 2nd quarter.

2016 (CINCINNATI):

- Played in 14 games with 11 starts.
- Inactive for 2 games.
- 10 receptions for 92 yards (9.2 avg.).
- 7 special teams tackles (5 solo).
- 1 miscellaneous tackle.
- His 7 special teams tackles were tied for the most by any TE in the league that season.

AT PITTSBURGH (9/18): 3 receptions for 35 yards (11.7 avg.).

AT DALLAS (10/9): 3 receptions for 29 yards (9.7 avg.).

2015 (CINCINNATI):

- Played in all 16 games with 6 starts.
- 11 receptions for 129 yards (11.7 avg.) and 1 TD.
- 10 special teams tackles (4 solo).

AT OAKLAND (9/13): Played but did record any stats.

- Made his NFL debut.

VS. SEATTLE (10/11): Started but did record any stats.

- Made his 1st NFL start.

AT SAN FRANCISCO (12/20): 3 receptions for 31 yards (10.3 avg.) and 1 TD.

- 1 miscellaneous tackle.

POSTSEASON:

AFC WILD CARD VS. PITTSBURGH (1/9): Started but did not record any stats.

BEFORE THE NFL

COLLEGE (RUTGERS):

- 3-year letterman (2012-14) and 1-year starter.

CAREER: Played in 37 games with 24 starts; 70 receptions for 901 yards (12.9 avg.) and 5 TDs.

JUNIOR (2014): Played in all 13 games with 11 starts; 24 receptions for 269 yards (11.2 avg.).

SOPHOMORE (2013): Played in all 13 games with 12 starts; 43 receptions for 573 yards (13.3 avg.) and 4 TDs.

- 1st-team All-AAC.

- His 573 receiving yards and 43 receptions both led the team.

REDSHIRT FRESHMAN (2012): Played in 11 games with 1 start; 3 receptions for 59 yards (19.7 avg.) and 1 TD.

- Redshirted in 2011.

HIGH SCHOOL (DOWNTOWN EAST HS - DOWNTOWN, PA.)

- Played tight end and wide receiver.

SENIOR (2010): 40 receptions for 669 yards (16.7 avg.) and 8 TDs.

JUNIOR (2009): 36 receptions for 667 yards (18.5 avg.) and 8 TDs.

OFF THE FIELD

PERSONAL:

- **MAJOR:** Communication.

TYLER KROFT'S NFL REGULAR SEASON STATS

YEAR	TEAM	GP	GS	RECEIVING					RUSHING				
				REC	YDS	AVG	LG	TD	ATT	YDS	AVG	LG	TD
2015	CINCINNATI	16	6	11	129	11.7	22	1	0	0	0.0	0	0
2016	CINCINNATI	14	11	10	92	9.2	21	0	0	0	0.0	0	0
2017	CINCINNATI	16	16	42	404	9.6	59	7	0	0	0.0	0	0
2018	CINCINNATI	5	2	4	36	9.0	16	0	0	0	0.0	0	0
2019	BUFFALO	11	3	6	71	11.8	20	1	0	0	0.0	0	0
2020	BUFFALO	10	4	12	119	9.9	38	3	0	0	0.0	0	0
2021	N.Y. JETS	9	6	16	173	10.8	26	1	0	0	0.0	0	0
2022	SAN FRANCISCO	11	4	4	57	14.3	28	0	0	0	0.0	0	0
NFL TOTALS		92	52	105	1081	10.3	59	13	0	0	0.0	0	0

TYLER KROFT'S NFL PLAYOFF STATS

YEAR	TEAM	GP	GS	RECEIVING				RUSHING						
				REC	YDS	AVG	LG	TD	ATT	YDS	AVG	LG	TD	
2015	CINCINNATI	1	1	0	0	0.0	0	0	0	0	0	0.0	0	0
2019	BUFFALO	1	0	0	0	0.0	0	0	0	0	0	0.0	0	0
2022	SAN FRANCISCO	2	0	0	0	0.0	0	0	0	0	0	0.0	0	0
PLAYOFF TOTALS		4	1	0	0	0.0	0	0	0	0	0	0.0	0	0

ADDITIONAL STATS

Special Teams Tackles: (Cincinnati) 10 in 2015, 7 in 2016, 1 in 2017, 1 in 2018, (N.Y. Jets) 1 in 2021, (San Francisco) 1 in 2022 for total of 21.

Miscellaneous Tackles: (Cincinnati) 1 in 2016, 3 in 2017, (Buffalo) 1 in 2020, (N.Y. Jets) 2 in 2021 for total of 7.

SINGLE-GAME CAREER HIGHS

Receptions: 6 Twice, last: at Baltimore, 12/31/17

Receiving Yards: 79 at Jacksonville, 11/5/17

Longest Reception: 59 at Jacksonville, 11/5/17

Receiving TDs: 2 3 times, last: vs. L.A. Rams, 9/27/20

2015 GAME-BY-GAME STATS (CINCINNATI)

DATE	OPPONENT	P/S	REC	YDS	AVG	LG	TD
09/13	at Oakland	1/0	0	0	0.0	-	0
09/20	SAN DIEGO	1/0	0	0	0.0	-	0
09/27	at Baltimore	1/0	0	0	0.0	-	0
10/04	KANSAS CITY	1/0	0	0	0.0	-	0
10/11	SEATTLE	1/1	0	0	0.0	-	0
10/18	at Buffalo	1/0	0	0	0.0	-	0
11/01	at Pittsburgh	1/0	0	0	0.0	-	0
11/05	CLEVELAND	1/0	0	0	0.0	-	0
11/16	HOUSTON	1/0	0	0	0.0	-	0
11/22	at Arizona	1/0	0	0	0.0	-	0
11/29	ST. LOUIS	1/1	1	4	4.0	4	0
12/06	at Cleveland	1/1	1	17	17.0	17	0
12/13	PITTSBURGH	1/0	2	31	15.5	22	0
12/20	at San Francisco	1/1	3	31	10.3	20t	1
12/28	at Denver	1/1	4	46	11.5	15	0
01/03	BALTIMORE	1/1	0	0	0.0	-	0
2015 TOTALS		16/6	11	129	11.7	22	1

DATE	OPPONENT	P/S	REC	YDS	AVG	LG	TD
01/09	PITTSBURGH*	1/1	0	0	0.0	-	0

* AFC Wild Card game

2016 GAME-BY-GAME STATS (CINCINNATI)

DATE	OPPONENT	P/S	REC	YDS	AVG	LG	TD
09/11	at N.Y. Jets	1/0	0	0	0.0	-	0
09/18	at Pittsburgh	1/0	3	35	11.7	21	0
09/25	DENVER	1/1	0	0	0.0	-	0
09/29	MIAMI	1/1	0	0	0.0	-	0
10/09	at Dallas	1/1	3	29	9.7	13	0
10/16	at New England	1/1	2	19	9.5	13	0
10/23	CLEVELAND	1/1	1	3	3.0	3	0
10/30	WASHINGTON	1/1	1	6	6.0	6	0
11/14	at N.Y. Giants	1/1	0	0	0.0	-	0
11/20	BUFFALO	1/0	0	0	0.0	-	0
11/27	at Baltimore	1/1	0	0	0.0	-	0
12/04	PHILADELPHIA	1/1	0	0	0.0	-	0
12/11	at Cleveland	1/1	0	0	0.0	-	0
12/18	PITTSBURGH	1/1	0	0	0.0	-	0
12/24	at Houston					INACTIVE	
01/01	BALTIMORE					INACTIVE	
2016 TOTALS		14/11	10	92	9.2	21	0

2017 GAME-BY-GAME STATS (CINCINNATI)

DATE	OPPONENT	P/S	REC	YDS	AVG	LG	TD
09/10	BALTIMORE	1/1	1	5	5.0	5	0
09/14	HOUSTON	1/1	0	0	0.0	-	0
09/24	at Green Bay	1/1	3	28	9.3	14	0
10/01	at Cleveland	1/1	6	68	11.3	21	2
10/08	BUFFALO	1/1	4	38	9.5	15	0
10/22	at Pittsburgh	1/1	4	23	5.8	10	1
10/29	INDIANAPOLIS	1/1	5	46	9.2	19	0
11/05	at Jacksonville	1/1	2	79	39.5	59	0
11/12	at Tennessee	1/1	1	4	4.0	4	0
11/19	at Denver	1/1	2	12	6.0	11	1
11/26	CLEVELAND	1/1	3	14	4.7	8	1
12/04	PITTSBURGH	1/1	2	30	15.0	19	0
12/10	CHICAGO	1/1	0	0	0.0	-	0
12/17	at Minnesota	1/1	2	1	0.5	6	0
12/24	DETROIT	1/1	1	3	3.0	3	0
12/31	at Baltimore	1/1	6	53	8.8	20	2
2017 TOTALS		16/16	42	404	9.6	59	7

2018 GAME-BY-GAME STATS (CINCINNATI)

DATE	OPPONENT	P/S	REC	YDS	AVG	LG	TD
09/09	at Indianapolis	1/0	1	9	9.0	9	0
09/13	BALTIMORE	1/1	2	11	5.5	6	0
09/23	at Carolina	1/0	1	16	16.0	16	0
09/30	at Atlanta	1/0	0	0	0.0	-	0
10/07	MIAMI	1/1	0	0	0.0	-	0
10/14	PITTSBURGH					INACTIVE	
10/21	at Kansas City					INACTIVE	
10/28	TAMPA BAY					INACTIVE	
11/11	NEW ORLEANS					INACTIVE	
11/18	at Baltimore					INJURED RESERVE	
11/25	CLEVELAND					INJURED RESERVE	
12/02	DENVER					INJURED RESERVE	
12/09	at L.A. Chargers					INJURED RESERVE	
12/16	OAKLAND					INJURED RESERVE	
12/23	at Cleveland					INJURED RESERVE	
12/30	at Pittsburgh					INJURED RESERVE	
2018 TOTALS		5/2	4	36	9.0	16	0

2019 GAME-BY-GAME STATS (BUFFALO)

DATE	OPPONENT	P/S	REC	YDS	AVG	LG	TD
09/08	at N.Y. Jets					INACTIVE	
09/15	at N.Y. Giants					INACTIVE	
09/22	CINCINNATI					INACTIVE	
09/29	NEW ENGLAND					INACTIVE	
10/06	at Tennessee					INACTIVE	
10/20	MIAMI	1/0	0	0	0.0	-	0
10/27	PHILADELPHIA	1/1	2	32	16.0	20	0
11/03	WASHINGTON	1/0	0	0	0.0	-	0
11/10	at Cleveland	1/1	0	0	0.0	-	0
11/17	at Miami	1/0	1	6	6.0	6	0
11/24	DENVER	1/0	1	14	14.0	14	0
11/28	at Dallas	1/0	0	0	0.0	-	0
12/08	BALTIMORE	1/0	0	0	0.0	-	0
12/15	at Pittsburgh	1/0	1	14	14.0	14t	1
12/21	at New England	1/0	0	0	0.0	-	0
12/29	N.Y. JETS	1/1	1	5	5.0	5	0
2019 TOTALS		11/3	6	71	11.8	20	1

DATE	OPPONENT	P/S	REC	YDS	AVG	LG	TD
01/04	at Houston*	1/0	0	0	0.0	-	0

* AFC Wild Card game

2020 GAME-BY-GAME STATS (BUFFALO)

DATE	OPPONENT	P/S	REC	YDS	AVG	LG	TD
09/13	N.Y. JETS	1/0	0	0	0.0	-	0
09/20	at Miami	1/0	0	0	0.0	-	0
09/27	L.A. RAMS	1/1	4	24	6.0	13	2
10/04	at Las Vegas	1/0	1	12	12.0	12	0
10/13	at Tennessee	1/0	0	0	0.0	-	0
10/19	KANSAS CITY	1/1	1	7	7.0	7	0
10/25	at N.Y. Jets	1/1	4	64	16.0	38	0
11/01	NEW ENGLAND	1/1	1	11	11.0	11	0
11/08	SEATTLE	1/0	1	1	1.0	1t	1
11/15	at Arizona		RESERVE/COVID-19				
11/29	L.A. CHARGERS		INACTIVE				
12/07	at San Francisco		INACTIVE				
12/13	PITTSBURGH		INACTIVE				
12/19	at Denver		INACTIVE				
12/28	at New England	1/0	0	0	0.0	-	0
01/03	MIAMI		RESERVE/COVID-19				
2020 TOTALS		10/4	12	119	9.9	38	3

DATE	OPPONENT	P/S	REC	YDS	AVG	LG	TD
01/09	INDIANAPOLIS*	1/0					
01/16	BALTIMORE**						
01/24	at Kansas City***	1/0					
PLAYOFF TOTALS		2/0	0	0	0.0	-	0

* AFC Wild Card game
 ** AFC Divisional game
 *** AFC Championship

2021 GAME-BY-GAME STATS (N.Y. JETS)

DATE	OPPONENT	P/S	REC	YDS	AVG	LG	TD
09/12	at Carolina	1/0	3	26	8.7	10	0
09/19	NEW ENGLAND	1/1	1	8	8.0	8	0
09/26	at Denver	1/1	2	12	6.0	8	0
10/03	TENNESSEE	1/0	0	0	0.0	-	0
10/10	at Atlanta		INACTIVE				
10/24	at New England		INACTIVE				
10/31	CINCINNATI	1/1	2	20	10.0	13t	1
11/04	at Indianapolis	1/1	2	38	19.0	26	0
11/14	BUFFALO		INJURED RESERVE				
11/21	MIAMI		INJURED RESERVE				
11/28	at Houston		INJURED RESERVE				
12/05	PHILADELPHIA		INJURED RESERVE				
12/12	NEW ORLEANS		INJURED RESERVE				
12/19	at Miami	1/0	2	35	17.5	24	0
12/26	JACKSONVILLE	1/1	3	29	9.7	22	0
01/02	TAMPA BAY		RESERVE/COVID-19				
01/09	at Buffalo	1/1	1	5	5.0	5	0
2021 TOTALS		9/6	16	173	10.8	26	1

2022 GAME-BY-GAME STATS (SAN FRANCISCO)

DATE	OPPONENT	P/S	REC	YDS	AVG	LG	TD
09/11	at Chicago	1/1	1	9	9.0	9	0
09/18	SEATTLE	1/1	0	0	0.0	-	0
09/25	at Denver		INACTIVE				
10/03	L.A. RAMS		INACTIVE				
10/09	at Carolina		INACTIVE				
10/16	at Atlanta		INACTIVE				
10/23	KANSAS CITY		INACTIVE				
10/30	at L.A. Rams	1/0	1	6	6.0	6	0
11/13	L.A. CHARGERS	1/1	0	0	0.0	-	0
11/21	at Arizona	1/0	0	0	0.0	-	0
11/27	NEW ORLEANS		INACTIVE				
12/04	MIAMI	1/0	1	14	14.0	14	0
12/11	TAMPA BAY	1/0	0	0	0.0	-	0
12/15	at Seattle	1/0	1	28	28.0	28	0
12/24	WASHINGTON	1/1	0	0	0.0	-	0
01/01	at Las Vegas	1/0	0	0	0.0	-	0
01/08	ARIZONA	1/0	0	0	0.0	-	0
2022 TOTALS		11/4	4	57	14.3	28	0

DATE	OPPONENT	P/S	REC	YDS	AVG	LG	TD
01/14	SEATTLE*	1/0	0	0	0.0	-	0
01/22	DALLAS**		INACTIVE				
01/29	at Philadelphia***	1/0	0	0	0.0	-	0
PLAYOFF TOTALS		2/0	0	0	0.0	-	0

* NFC Wild Card game
 ** NFC Divisional game
 *** NFC Championship



70

KENDALL LAMM

TACKLE // 6-5 // 308 // APPALACHIAN STATE '15
ACQUIRED: FA, '22
HOMETOWN: CHARLOTTE, N.C. // BORN: 6/5/92
NFL: EIGHTH SEASON // DOLPHINS: FIRST SEASON

NFL CAREER

TRANSACTIONS:

- Signed to Miami's active roster on Dec. 31, 2022.
- Signed to Miami's practice squad on Nov. 28, 2022.
- Released by Detroit on Aug. 29, 2022.
- Signed by Detroit on Aug. 8, 2022.
- Released by Tennessee on March 10, 2022.
- Signed by Tennessee as an unrestricted free agent from Cleveland on March 17, 2021.
- Signed by Cleveland as an unrestricted free agent from Houston on March 15, 2019.
- Signed by Houston on Oct. 31, 2017.
- Waived by Houston on Oct. 28, 2017.
- Signed by Houston as an undrafted college free agent on May 8, 2015.

CAREER HIGHLIGHTS:

- Played in 87 career games with 29 starts – 15 at right tackle, 4 at left tackle and 10 as an extra offensive lineman.
- 2 receptions for 8 yards (4.0 avg.) and 1 TD.
- Appeared in 7 postseason games with 1 start at right tackle – 4 with Houston, 2 with Cleveland and 1 with Tennessee.

2022 (DETROIT/MIAMI):

- Started 1 game at left tackle with Miami.
- Inactive for 1 game with Miami.
- Signed to Miami's active roster on Dec. 31.
- Spent 4 weeks on Miami's practice squad and was elevated twice but did not play.
- Signed to Miami's practice squad on Nov. 28.
- Released by Detroit on Aug. 29.
- Spent offseason and training camp with Detroit.
- Signed by Detroit on Aug. 8.

AT NEW ENGLAND (1/1): Started at left tackle.

- Made his Dolphins debut.

POSTSEASON:

AFC WILD CARD AT BUFFALO (1/15): Inactive.

2021 (TENNESSEE):

- Played in 12 games with 1 start at left tackle.
- Inactive for 3 games.
- Spent 2 games on the Reserve/COVID-19 list.

VS. ARIZONA (9/12): Played but did not record any stats.

- Made his Tennessee debut.

VS. KANSAS CITY (10/24): Started at left tackle.

- It was his 1st start for the Titans.

POSTSEASON:

AFC DIVISIONAL VS. CINCINNATI (1/22): Played but did not record any stats.

2020 (CLEVELAND):

- Played in 15 games with 1 start at left tackle.
- Inactive for 1 game.
- 1 reception for 1 yard and 1 TD.

AT TENNESSEE (12/6): 1 reception for 1 yard and 1 TD.

- Recorded his 1st career TD on a 1-yard pass from QB Baker Mayfield in the 2nd quarter.

AT N.Y. JETS (12/27): Started at left tackle.

POSTSEASON:

AFC WILD CARD AT PITTSBURGH (1/10): Played but did not record any stats.

AFC DIVISIONAL AT KANSAS CITY (1/17): Played but did not record any stats.

2019 (CLEVELAND):

- Played in 4 games with 2 starts at right tackle.
- Inactive for 12 games.

VS. TENNESSEE (9/8): Played but did not record any stats.

- Made his Cleveland debut.

VS. CINCINNATI (12/8): Started at right tackle.

- Made his 1st start with the Browns.

AT ARIZONA (12/15): Started at right tackle.

2018 (HOUSTON):

- Played in 15 games with 13 start at right tackle.
- Inactive for 1 game.

AT INDIANAPOLIS (9/30): Started at right tackle.

- Helped the offense gain 466 total yards.

VS. JACKSONVILLE (12/30): Started at right tackle.

POSTSEASON:

AFC WILD CARD VS. INDIANAPOLIS (1/5): Started at right tackle.

2017 (HOUSTON):

- Played in 10 games with 4 starts – 1 at left tackle and 3 as an extra offensive lineman.
- Inactive for 5 games.

VS. JACKSONVILLE (9/10): Started at left tackle.

2016 (HOUSTON):

- Played in 15 games with 3 starts as an extra offensive lineman.
- Dressed but did not play in 1 game.

VS. TENNESSEE (10/2): Started as an extra offensive lineman.

POSTSEASON:

AFC WILD CARD VS. OAKLAND (1/7): Played but did not record any stats.

AFC DIVISIONAL AT NEW ENGLAND (1/14): Played but did not record any stats.

2015 (HOUSTON):

- Played in 15 games with 4 starts as an extra offensive lineman.

AT CAROLINA (9/20): Played but did not record any stats.

- Made his NFL debut.

VS. INDIANAPOLIS (10/8): Started as an extra offensive lineman.

- Made his 1st NFL start.

AT BUFFALO (12/6): 1 reception for 7 yards.

- Caught a 7-yard pass from QB Brian Hoyer to convert a 3rd-and-1 in the 1st quarter for his 1st career reception.

POSTSEASON:

AFC DIVISIONAL VS. KANSAS CITY (1/9): Played but did not record any stats.

BEFORE THE NFL

COLLEGE (APPALACHIAN STATE):

- 4-year starter (2011-14).

CAREER: Played in 43 games with 42 starts at left tackle.

SENIOR (2014): Started all 12 games at left tackle.

- 1st-team All-Sun Belt Conference.

JUNIOR (2013): Started all 12 games at left tackle.

- 1st-team All-Southern Conference.

SOPHOMORE (2012): Started 11 games at left tackle.

REDSHIRT FRESHMAN (2011): Played in 8 games with 7 starts at left tackle.

- Redshirted in 2010.

HIGH SCHOOL (BUTLER HS – MATTHEWS, N.C.)

SENIOR (2009):

- 1st-team all-state.
- All-conference.
- Helped his school win its first state championship.

JUNIOR (2008):

- All-conference.

SOPHOMORE (2007):

- All-conference.

OFF THE FIELD

PERSONAL:

- **MAJOR:** Communication and public relations.

KENDALL LAMM'S NFL REGULAR SEASON STATS

GAMES/STARTS: (Houston) 2015: 15/4, 2016: 15/3, 2017: 10/4, 2018: 15/13, (Cleveland) 2019: 4/2, 2020: 15/1, (Tennessee) 2021: 12/1, (Miami) 2022: 1/1 **NFL TOTALS: 87/29**

KENDALL LAMM'S NFL PLAYOFF STATS


GAMES/STARTS: (Houston) 2015: 1/0, 2016: 2/0, 2018: 1/1, (Cleveland) 2020: 2/0, (Tennessee) 2021: 1/0 **PLAYOFF TOTALS: 7/1**

ADDITIONAL STATS

Receiving: (Houston) 1 for 7 yards in 2015, (Cleveland) 1 for 1 yard and 1 TD in 2020 for total of 2 for 8 yards and 1 TD.

Miscellaneous Tackles: (Cleveland) 1 in 2019.

Miscellaneous Fumble Recoveries: (Houston) 1 in 2015.



51

DAVID LONG JR.

LINEBACKER // 5-11 // 227 // WEST VIRGINIA '19
ACQUIRED: UFA, '23 (TEN.)
HOMETOWN: CINCINNATI, OHIO // BORN: 10/12/96
NFL: FIFTH SEASON // DOLPHINS: FIRST SEASON

NFL CAREER

TRANSACTIONS:

- Signed to Miami as an unrestricted free agent from Tennessee on March 17, 2023.
- 6th-round pick (188th overall) by Tennessee in the 2019 NFL Draft.

CAREER HIGHLIGHTS:

- Played in 50 career games with 26 starts.
- 223 tackles (134 solo), 4 interceptions, 14 passes defended and 2 forced fumbles.
- 7 special teams tackles (3 solo).
- Appeared in 5 postseason games with 3 starts with Tennessee.

2022 (TENNESSEE):

- Started 12 games.
- Missed the rest of the season after being placed on injured reserve on Dec. 10.
- 86 tackles (52 solo), 2 interceptions and 5 passes defended.

AT WASHINGTON (10/9): 12 tackles (6 solo), 1 interception and 1 pass defended.

- Picked off a pass from QB Carson Wentz on a 3rd-and-goal from the 2-yard line with only 6 seconds remaining to preserve a Titans victory.

VS. INDIANAPOLIS (10/23): 8 tackles (5 solo), 1 interception and 2 passes defended.

- Picked off a pass from QB Matt Ryan in the 2nd quarter, leading to a Titans field goal.

AT KANSAS CITY (11/6): 10 tackles (6 solo).

2021 (TENNESSEE):

- Played in 10 games with 9 starts.
- Inactive for 7 games.
- 75 tackles (46 solo), 2 interceptions and 6 passes defended.

VS. BUFFALO (10/18): 14 tackles (9 solo).

AT L.A. RAMS (11/7): 6 tackles (2 solo), 1 interception and 2 passes defended.

- Picked off a pass by QB Matthew Stafford and returned it 6 yards in the 2nd quarter.
- It was his 1st career interception.

VS. MIAMI (1/2): 4 tackles (2 solo), 1 interception and 1 pass defended.

- Intercepted QB Tua Tagovailoa in the 4th quarter.

POSTSEASON:

AFC DIVISIONAL VS. CINCINNATI (1/22): 8 tackles (6 solo) and 1.0 sack.

- Sacked QB Joe Burrow in the 2nd quarter for his 1st career sack either the regular season or postseason.

2020 (TENNESSEE):

- Played in 14 games with 5 starts.
- Inactive for 1 game.
- Spent 1 game on the Reserve/COVID-19 list.
- 50 tackles (28 solo), 2 passes defended and 1 forced fumble.
- 4 special teams tackles (2 solo).

VS. BUFFALO (10/13): 2 tackles (1 solo) and 1 forced fumble; 2 special teams tackles (1 solo).

- Forced a fumble by WR Andre Roberts on a kickoff return that was recovered by Tennessee and led to a Titans TD.

VS. CLEVELAND (12/6): 6 tackles (3 solo).

- Made his 1st NFL start.

VS. DETROIT (12/20): 12 tackles (6 solo) and 1 pass defended.

POSTSEASON:

AFC WILD CARD VS. BALTIMORE (1/10): 5 tackles (4 solo).

2019 (TENNESSEE):

- Played in 14 games.
- Inactive for 2 games.
- 12 tackles (8 solo), 1 pass defended and 1 forced fumble.
- 3 special teams tackles (1 solo).

VS. INDIANAPOLIS (9/15): Played but did not record any stats.

- Made his NFL debut.

VS. KANSAS CITY (11/10): 8 tackles (5 solo) and 1 forced fumble.

- Forced a fumble by RB Damien Williams that was scooped up by LB Rashaan Evans and returned 53 yards for a TD.
- It was his 1st career forced fumble.

AT OAKLAND (12/8): 2 tackles (1 solo); 2 special teams tackles (1 solo).

POSTSEASON:

AFC WILD CARD AT NEW ENGLAND (1/4): 4 tackles (3 solo).

AFC DIVISIONAL AT BALTIMORE (1/11): 6 tackles (5 solo).

AFC CHAMPIONSHIP AT KANSAS CITY (1/19): 3 tackles (2 solo); 1 solo special teams tackle.

BEFORE THE NFL

COLLEGE (WEST VIRGINIA):

- 3-year starter (2016-18).

CAREER: Played in 34 games with 31 starts; 252 tackles (169 solo), 14.0 sacks, 10 passes defended, 2 forced fumbles and 2 fumble recoveries.

JUNIOR (2018): Started all 12 games; 111 tackles (76 solo), 8.0 sacks, 4 passes defended, 1 forced fumble and 1 fumble recovery.

- 2nd-team All-American.
- Big 12 Defensive Player of the Year.
- 1st-team All-Big 12.
- Led the team in tackles (111) and sacks (8.0).
- His 19 tackles for loss tied the single-season school record.

SOPHOMORE (2017): Started 9 games; 76 tackles (56 solo), 4.0 sacks, 6 passes defended and 1 fumble recovery.

- 1st-team All-Big 12.

REDSHIRT FRESHMAN (2016): Played in all 13 games with 10 starts; 65 tackles (37 solo), 2.0 sacks and 1 forced fumble.

- Redshirted in 2015.

HIGH SCHOOL (WINTON WOODS HS – CINCINNATI, OHIO)

SENIOR (2014): 110 tackles and 3.0 sacks.

- Honorable mention all-state.

- 1st-team all-district.

JUNIOR (2013): 88 tackles, 1 interception and 1 fumble recovery.

SOPHOMORE (2012): 81 tackles, 1.0 sack, 1 interception and 2 fumble recoveries.

DAVID LONG JR.'S NFL REGULAR SEASON STATS

YEAR	TEAM	GP	GS	TACKLES					INTERCEPTIONS					FUMBLES	
				TOT	SOLO	ASST	SK	YDS	INT	YDS	LG	TD	PD	FF	FR
2019	TENNESSEE	14	0	12	8	4	0.0	0.0	0	0	0	0	1	1	0
2020	TENNESSEE	14	5	50	28	22	0.0	0.0	0	0	0	0	2	1	0
2021	TENNESSEE	10	9	75	46	29	0.0	0.0	2	6	6	0	6	0	0
2022	TENNESSEE	12	12	86	52	34	0.0	0.0	2	4	4	0	5	0	0
NFL TOTALS		50	26	223	134	89	0.0	0.0	4	10	6	0	14	2	0

DAVID LONG JR.'S NFL PLAYOFF STATS

YEAR	TEAM	GP	GS	TACKLES					INTERCEPTIONS					FUMBLES	
				TOT	SOLO	ASST	SK	YDS	INT	YDS	LG	TD	PD	FF	FR
2019	TENNESSEE	3	1	13	10	3	0.0	0.0	0	0	0	0	0	0	0
2020	TENNESSEE	1	1	5	4	1	0.0	0.0	0	0	0	0	0	0	0
2021	TENNESSEE	1	1	8	6	2	1.0	0.0	0	0	0	0	0	0	0
PLAYOFF TOTALS		5	3	26	20	6	1.0	0.0	0	0	0	0	0	0	0

ADDITIONAL STATS

Special Teams Tackles: 3 in 2019, 4 in 2020 for total of 7.

SINGLE-GAME CAREER HIGHS

Tackles:	14	vs. Buffalo, 10/18/21
Sacks:	1.0	vs. Cincinnati, 1/22/22*
Interceptions:	1	4 times, last: vs. Indianapolis, 10/23/22
Passes Defended:	2	3 times, last: vs. Indianapolis, 10/23/22
Forced Fumbles:	1	Twice, last: vs. Buffalo, 10/13/20

* AFC Divisional game



32

VERONE MCKINLEY III

SAFETY // 5-10 // 190 // OREGON '22

ACQUIRED: FA, '22

HOMETOWN: CARROLLTON, TEXAS // BORN: 6/29/99

NFL: SECOND SEASON // DOLPHINS: SECOND SEASON

NFL CAREER

TRANSACTIONS:

- Signed to Miami's active roster on Nov. 12, 2022.
- Signed to Miami's practice squad on Sept. 1, 2022.
- Waived by Miami on Aug. 30, 2022.
- Signed by Miami as an undrafted college free agent on May 13, 2022.

CAREER HIGHLIGHTS:

- Played in 10 career games with 2 starts.
- 16 tackles (10 solo), 1 interception, 1 pass defended.
- Appeared in 1 postseason game.

2022 (MIAMI):

- Played in 10 games with 2 starts.
- Spent the beginning of the season on Miami's practice squad before signing to the active roster on Nov. 12.
- 16 tackles (10 solo), 1 interception, 1 pass defended.

VS. PITTSBURGH (10/23): 1 solo tackle.

- Made his NFL debut.

AT DETROIT (10/30): 1 solo tackle.

- Made his 1st NFL start.

VS. HOUSTON (11/27): 1 solo tackle, 1 interception and 1 pass defended.

- Intercepted QB Kyle Allen in the 4th quarter to seal the victory and record his 1st career interception.

POSTSEASON:

AFC WILD CARD AT BUFFALO (1/15): Played but did not record any stats.

BEFORE THE NFL

COLLEGE (OREGON):

- 3-year starter (2019-21).

CAREER: Played in 38 games with 31 starts; 167 tackles (97 solo), 11 interceptions, 21 passes

defensed, 2 forced fumbles and 1 fumble recovery.

JUNIOR (2021): Started all 14 games; 77 tackles (44 solo), 6 interceptions, 12 passes defensed and 1 forced fumble.

- 1st-team All-American.
- 1st-team All-Pac-12.
- His 6 interceptions tied for the most in the FBS.

SOPHOMORE (2020): Played in all 7 games with 6 starts; 41 tackles (21 solo), 1 interception, 3 passes defensed, 1 fumble recovery and 1 forced fumble.

REDSHIRT FRESHMAN (2019): Played in all 14 games with 11 starts; 46 tackles (29 solo), 4 interceptions and 6 passes defensed.

- Freshman All-American.
- His 4 interceptions were the most in the Pac-12.

TRUE FRESHMAN (2018): Played in 3 games; 3 solo tackles.

- Awarded a redshirt season.

HIGH SCHOOL (HEBRON HS – CARROLLTON, TEXAS)

SENIOR (2017): 50 tackles, 5 interceptions and 1 forced fumble.

- 1st-team All-District.

JUNIOR (2016): 38 tackles, 4 interceptions, 14 passes defensed and 2 fumble recoveries.

- 1st-team All-District.

OFF THE FIELD

PERSONAL:

- **PRONUNCIATION:** First name is pronounced vuh-rone.
- **MAJOR:** Political science with a minor in media studies.

VERONE MCKINLEY III'S NFL REGULAR SEASON STATS

YEAR	TEAM	GP	GS	TACKLES					INTERCEPTIONS					FUMBLES		
				TOT	SOLO	ASST	SK	YDS	INT	YDS	LG	TD	PD	FF	FR	
2022	MIAMI	10	2	16	10	6	0.0	0.0	1	17	17	0	1	0	0	0
	NFL TOTALS	10	2	16	10	6	0.0	0.0	1	17	17	0	1	0	0	0

VERONE MCKINLEY III'S NFL PLAYOFF STATS

YEAR	TEAM	GP	GS	TACKLES					INTERCEPTIONS					FUMBLES		
				TOT	SOLO	ASST	SK	YDS	INT	YDS	LG	TD	PD	FF	FR	
2022	MIAMI	1	0	0	0	0	0.0	0.0	0	0	0	0	0	0	0	0
PLAYOFF TOTALS		1	0	0	0	0	0.0	0.0	0	0	0	0	0	0	0	0



RAHEEM MOSTERT

RUNNING BACK // 5-10 // 205 // PURDUE '15
ACQUIRED: D7B, '19
HOMETOWN: NEW SMYRNA BEACH, FLA. // **BORN:** 4/9/92
NFL: NINTH SEASON // **DOLPHINS:** SECOND SEASON



NFL CAREER

TRANSACTIONS:

- Signed by Miami as an unrestricted free agent from San Francisco on March 17, 2022.
- Signed to San Francisco's active roster on Dec. 31, 2016.
- Signed to San Francisco's practice squad on Nov. 28, 2016.
- Released from Chicago's practice squad on Oct. 21, 2016.
- Signed to Chicago's practice squad on Oct. 4, 2016.
- Waived by Chicago on Oct. 3, 2016.
- Signed to Chicago's active roster on Sept. 21, 2016.
- Signed to Chicago's practice squad on Sept. 13, 2016.
- Released from the N.Y. Jets' practice squad on Sept. 12, 2016.
- Signed to the N.Y. Jets' practice squad on Sept. 6, 2016.
- Waived by Cleveland on Sept. 4, 2016.
- Awarded off waivers to Cleveland on Dec. 16, 2015.
- Waived by Baltimore on Dec. 15, 2015.
- Awarded off waivers to Baltimore on Oct. 14, 2015.
- Waived by Miami on Oct. 13, 2015.
- Signed by Miami off Philadelphia's practice squad on Sept. 15, 2015.
- Signed to Philadelphia's practice squad on Sept. 6, 2015.
- Waived by Philadelphia on Sept. 5, 2015.
- Signed by Philadelphia as an undrafted college free agent on May 2, 2015.

CAREER HIGHLIGHTS:

- Played in 75 career games with 23 starts.
- 465 carries for 2,501 yards (5.4 avg.) and 14 TDs.
- 67 receptions for 563 yards (8.4 avg.) and 5 TDs.
- 51 kickoff returns for 1,150 yards (22.5 avg.).
- 26 special teams tackles (23 solo).
- 1 miscellaneous tackle.
- Appeared in 3 postseason games with San Francisco.
- His 5.38 yards per carry average is fifth among all NFL running backs in the Super Bowl era (minimum 250 attempts):

NFL RUSHING AVERAGE LEADERS

(RBs only in Super Bowl era; min. 250 att.)

PLAYER	YEARS	ATT	YDS	AVG
1. Rashaad Penny	2018-22	337	1,918	5.69
2. Bo Jackson	1987-90	515	2,782	5.40
3. Hokie Gajan	1982-85	252	1,358	5.39
4. RAHEEM MOSTERT	2015-22	465	2,501	5.38
5. Jamaal Charles	2008-18	1,407	7,563	5.38

- His 220 rushing yards in the 2019 NFC Championship (1/19/20) vs. Green Bay were the 2nd-most rushing yards and rushing TDs in a playoff game in NFL history:

MOST RUSHING YARDS IN A PLAYOFF GAME

PLAYER	TM	DATE, OPP	ATT	YDS
1. Eric Dickerson	LAR	1/4/86, Dal.	34	248
2. RAHEEM MOSTERT	SF	1/19/20, GB	29	220
3. Lamar Smith	Mia.	12/30/00, Ind.	40	209
4. Keith Lincoln	SD	1/5/64, Bos.	13	206
5. Timmy Smith	Was.	1/31/88, Den.	22	204

2022 (MIAMI):

- Played in 16 games with 14 starts.
- Inactive for 1 game.
- 181 carries for 891 yards (4.9 avg.) and 3 TDs.
- 31 receptions for 202 yards (6.5 avg.) and 2 TDs.
- 25 kickoff returns for 502 yards (20.1 avg.).
- 1 miscellaneous tackle.

AT N.Y. JETS (10/9): 18 carries for 113 yards (6.3 avg.) and 1 TD; 1 reception for 9 yards.

- Topped 100 rushing yards for just the 2nd time in the regular season in his career.
- Scored on a 12-yard run with 9:55 left in the 2nd quarter to put Miami on the board.

VS. PITTSBURGH (10/23): 16 carries for 79 yards (4.9 avg.); 4 receptions for 30 yards (7.5 avg.) and 1 TD.

- Caught a 8-yard TD pass from QB Tua Tagovailoa on the opening drive of the game.

AT BUFFALO (12/17): 17 carries for 136 yards (8.0 avg.); 1 reception for 20 yards.

- Had a 67-yard carry in the 1st quarter that set up a Miami field goal.
- Rushed for 101 yards in the 1st quarter, becoming 1st Dolphins player since at least 1991 to top 100 rushing yards in the 1st quarter of a game.

POSTSEASON:

AFC WILD CARD AT BUFFALO (1/15): Inactive.

2021 (SAN FRANCISCO):

- Played in 1 game.
- Missed the rest of the season after being placed on injured reserve on Sept. 13.
- 2 carries for 20 yards (10.0 avg.).

AT DETROIT (9/12): 2 carries for 20 yards (10.0 avg.).

2020 (SAN FRANCISCO):

- Started 8 games.
- Inactive for 2 games.
- Missed 6 games with 2 stints on injured reserve.
- 104 carries for 521 yards (5.0 avg.) and 2 TDs.
- 16 receptions for 156 yards (9.8 avg.) and 1 TD.

VS. ARIZONA (9/13): 15 carries for 56 yards (3.7 avg.); 4 receptions for 95 yards (23.8 avg.) and 1 TD.

- Caught a 76-yard TD pass from QB Jimmy Garoppolo to give San Francisco a 10-0 lead in the 1st quarter.

AT N. Y. JETS (9/20): 8 carries for 92 yards (11.5 avg.) and 1 TD; 2 receptions for 15 yards (7.5 avg.).

- Scored on an 80-yard TD run on the first offensive play of the game.

VS. MIAMI (10/11): 11 carries for 90 yards (8.2 avg.); 3 receptions for 29 yards (9.7 avg.).

2019 (SAN FRANCISCO):

- Played in all 16 games.
- 137 carries for 772 yards (5.6 avg.) and 8 TDs.
- 14 receptions for 180 yards (12.9 avg.) and 2 TDs.
- 0 kickoff returns for -19 yards.
- 11 special teams tackles (8 solo).

AT CINCINNATI (9/15): 13 carries for 83 yards (6.4 avg.); 3 receptions for 68 yards (22.7 avg.) and 1 TD; 1 solo special teams tackle.

- Caught a 39-yard TD pass from QB Jimmy Garoppolo to give San Francisco a 14-7 lead in the 1st quarter.

AT BALTIMORE (12/1): 19 carries for 146 yards (7.7 avg.) and 1 TD; 2 receptions for 8 yards (4.0 avg.).

- Scored on a 40-yard TD run in the 2nd quarter to tie the game at 14-14.

AT SEATTLE (12/29): 10 carries for 57 yards (5.7 avg.) and 2 TDs; 1 reception for 16 yards; 2 solo special teams tackles.

- Scored on a 2-yard TD run to extend San Francisco's lead to 19-7 in the 3rd quarter.

- Scored on a 13-yard TD run in the 4th quarter to extend San Francisco's lead to 26-14.

POSTSEASON:

NFC DIVISIONAL VS. MINNESOTA (1/11): 12 carries for 58 yards; 1 solo special teams tackle.

NFC CHAMPIONSHIP VS. GREEN BAY (1/19): 29 carries for 220 yards (7.6 avg.) and 4 TDs; 2 receptions for 6 yards (3.0 avg.).

- Scored on a 36-yard TD run to give San Francisco a 7-0 lead in the 1st quarter.
- Scored on a 9-yard TD run in the 2nd quarter to give San Francisco a 17-0 lead.
- Scored on an 18-yard TD run to give San Francisco a 27-0 lead in the 2nd quarter.
- Scored on a 22-yard TD run to extend San Francisco's lead in the 3rd quarter to 34-7.
- His 220 rushing yards were the 2nd-most rushing

yards and rushing TDs in a playoff game in NFL history.

SUPER BOWL LIV VS. KANSAS CITY (2/2): 12 carries for 58 yards (4.8 avg.) and 1 TD; 1 reception for 2 yards.

- Scored on a 1-yard TD run to give San Francisco a 20-10 lead in the 3rd quarter.

2018 (SAN FRANCISCO):

- Played in all 9 games.
- Missed the rest of the season after being placed on injured reserve on Nov. 2.
- 34 carries for 261 yards (7.7 avg.) and 1 TD.
- 6 receptions for 25 yards (4.2 avg.).
- 6 solo special teams tackles.

AT GREEN BAY (10/15): 12 carries for 87 yards (7.3 avg.).

VS. L.A. RAMS (10/21): 7 carries for 59 yards (8.4 avg.); 4 receptions for 19 yards (4.8 avg.); 1 solo special teams tackle.

VS. OAKLAND (11/1): 7 carries for 86 yards (12.3 avg.) and 1 TD.

- Scored on a 52-yard TD run to give San Francisco a 31-3 lead in the 3rd quarter.

2017 (SAN FRANCISCO):

- Played in 11 games.
- Missed the rest of the season after being placed on injured reserve on Nov. 29.
- 6 carries for 30 yards (5.0 avg.).
- 5 kickoff returns for 83 yards (16.6 avg.).
- 8 solo special teams tackles.

VS. L.A. RAMS (9/21): 4 carries for 11 yards (2.8 avg.); 1 kickoff return for 20 yards; 1 solo special teams tackle.

AT ARIZONA (10/1): 2 solo special teams tackles.

AT WASHINGTON (10/15): 1 carry for 16 yards; 2 solo special teams tackles.

2016 (N.Y. JETS/CHICAGO/SAN FRANCISCO):

- Played in 1 game with San Francisco.
- Spent 4 games on San Francisco's practice squad.
- 1 carry for 6 yards with San Francisco.
- 2 kickoff returns for 35 yards (17.5 avg.).
- 0 punt returns for 33 yards.
- Played in 2 games with Chicago.
- Spent 4 games on Chicago's practice squad.
- Spent the offseason and training camp with Cleveland.
- Spent 1 game on the N.Y. Jets' practice squad.

VS. SEATTLE (1/1): 1 carry for 6 yards; 2 punt returns for 35 yards (17.5 avg.); 0 punt returns for 33 yards.

- Caught a lateral off a punt return from WR Jeremy Kerley and returned it 33 yards.

2015 (PHILADELPHIA/MIAMI/BALTIMORE/CLEVELAND):

- Played in 3 games with Cleveland.
- Played in 7 games with Baltimore.
- Inactive for 1 game with Baltimore.
- 1 solo special teams tackle with Baltimore.
- Played 1 game with Miami.
- Inactive for 2 games with Miami.
- Spent 1 game on Philadelphia's practice squad.

- Spent the offseason and training camp with Philadelphia.

VS. JACKSONVILLE (11/15): 1 solo special teams tackle; 1 kickoff return for 50 yards.

BEFORE THE NFL

COLLEGE (PURDUE):

- 4-year starter (2011-14).
- Also competed in track & field.
- 2014 60-meter dash and 200-meter dash Big Ten Indoor Champion.
- 2014 4x100-meter relay and 100-meter dash Big Ten Champion.
- 2014 Indoor Track and Field Honorable Mention All-America.

CAREER: Played in 44 games with 6 starts; 136 carries for 759 yards (5.6 avg.) and 6 TDs; 19 receptions for 122 yards (6.4 avg.); 88 kickoff returns for 2,289 yards (26.0 avg.) and 2 TDs.

SENIOR (2014): Played in all 12 games with 5 starts; 93 carries for 529 yards (5.7 avg.) and 3 TDs; 18 receptions for 116 yards (6.4 avg.); 34 kickoff returns for 731 yards (21.5 avg.).

JUNIOR (2013): Played in all 12 games with 1 start; 11 carries for 37 yards (3.4 avg.); 1 reception for 6 yards; 11 kickoff returns for 258 yards (23.5 avg.) and 1 TD.

- Switched positions from wide receiver to running back in 2013 camp.

SOPHOMORE (2012): Played 8 games; 16 carries for 85 yards (5.3 avg.) and 1 TD; 18 kickoff returns for 463 yards (25.7 avg.).

TRUE FRESHMAN (2011): Played in all 12 games; 16 carries for 108 yards (6.8 avg.) and 2 TDs; 25 kickoff returns for 837 yards (33.5 avg.) and 1 TD.

- His 33.5 kickoff return average led all of the FBS.

HIGH SCHOOL (NEW SMYRNA BEACH HS – NEW SMYRNA BEACH, FLA.)

- Also lettered in track and won the state title in the 300-meter hurdles.

SENIOR (2010): 39 receptions for 723 yards (18.5 avg.) and 4 TDs; 81 tackles.

OFF THE FIELD

COMMUNITY:

- Hosted a toy drive and delivered toys to families in need in his hometown of New Smyrna Beach, Fla. The city then proclaimed Dec. 20, 2022 as 'Raheem Mostert Day.'

PERSONAL:

- PRONUNCIATION:** Last name is pronounced MOZE-tert.
- MAJOR:** Organizational leadership and supervision with a minor in film studies and a certificate of entrepreneurship.

RAHEEM MOSTERT'S NFL REGULAR SEASON STATS

YEAR	TEAM	GP	GS	RUSHING					RECEIVING				
				ATT	YDS	AVG	LG	TD	REC	YDS	AVG	LG	TD
2015	MIAMI	1	0	0	0	0.0	-	0	0	0	0.0	-	0
	BALTIMORE	7	0	0	0	0.0	-	0	0	0	0.0	-	0
	CLEVELAND	3	0	0	0	0.0	-	0	0	0	0.0	-	0
2016	CHICAGO	2	0	0	0	0.0	-	0	0	0	0.0	-	0
	SAN FRANCISCO	1	0	1	6	6.0	6	0	0	0	0.0	-	0
2017	SAN FRANCISCO	11	0	6	30	5.0	16	0	0	0	0.0	0	0
2018	SAN FRANCISCO	9	0	34	261	7.7	52t	1	6	25	4.2	23	0
2019	SAN FRANCISCO	16	0	137	772	5.6	41t	8	14	180	12.9	39t	2
2020	SAN FRANCISCO	8	8	104	521	5.0	80t	2	16	156	9.8	76t	1
2021	SAN FRANCISCO	1	1	2	20	10.0	11	0	0	0	0.0	0	0
2022	MIAMI	16	14	181	891	4.9	67	3	31	202	6.5	25	2
	NFL TOTALS	75	23	465	2501	5.4	80t	14	67	563	8.4	76t	5

RAHEEM MOSTERT'S NFL REGULAR SEASON RETURNING STATS

YEAR	TEAM	KR	YDS	AVG	LG	TD	PUNT RETURN					
							PR	FC	YDS	AVG	LG	TD
2015	MIAMI	2	57	28.5	32	0	0	0	0	0.0	-	0
	BALTIMORE	5	164	32.8	50	0	0	0	0	0.0	-	0
	CLEVELAND	12	309	25.8	53	0	0	0	0	0.0	-	0
2016	CHICAGO	0	0	0.0	-	0	0	0	0	0.0	-	0
	SAN FRANCISCO	2	35	17.5	26	0	0	0	33	0.0	33	0
2017	SAN FRANCISCO	5	83	16.6	21	0	0	0	0	0.0	-	0
2018	SAN FRANCISCO	0	0	0.0	-	0	0	0	0	0.0	-	0
2019	SAN FRANCISCO	0	0	0.0	-	0	0	0	0	0.0	-	0
2020	SAN FRANCISCO	0	0	0.0	-	0	0	0	0	0.0	-	0
2021	SAN FRANCISCO	0	0	0.0	-	0	0	0	0	0.0	-	0
2022	MIAMI	25	502	20.1	31	0	0	0	0	0.0	-	0
	NFL TOTALS	51	1150	22.5	53	0	0	0	33	0.0	33	0

RAHEEM MOSTERT'S NFL PLAYOFF STATS

YEAR	TEAM	GP	GS	RUSHING					RECEIVING				
				ATT	YDS	AVG	LG	TD	REC	YDS	AVG	LG	TD
2019	SAN FRANCISCO	3	0	53	336	6.3	36t	5	3	8	2.7	10	0
	PLAYOFF TOTALS	3	0	53	336	6.3	36t	5	3	8	2.7	10	0

RAHEEM MOSTERT'S NFL PLAYOFF RETURNING STATS

YEAR	TEAM	KICKOFF RETURN				PUNT RETURN					
		KR	YDS	AVG	LG	TD	PR	FC	YDS	AVG	LG
2019	SAN FRANCISCO	0	0	0.0	-	0	0	0	0.0	-	0
PLAYOFF TOTALS		0	0	0.0	-	0	0	0	0.0	-	0

ADDITIONAL STATS

Special Teams Tackles: (Baltimore) 1 in 2015, (San Francisco) 8 in 2017, 6 in 2018, 11 in 2019 for total of 26 (P-1).

Miscellaneous Tackles: (Miami) 1 in 2022.

Miscellaneous Fumble Recoveries: (San Francisco) 2 in 2019.

SINGLE-GAME CAREER HIGHS

Rushes:	29	vs. Green Bay, 1/19/20*
Rushing Yards:	220	vs. Green Bay, 1/19/20*
Longest Rush:	80t	at N.Y. Jets, 9/20/20
Rushing TDs:	4	vs. Green Bay, 1/19/20*
Receptions:	8	at New England, 1/1/23
Receiving Yards:	95	vs. Arizona, 9/13/20
Longest Reception:	76t	vs. Arizona, 9/13/20
Receiving TDs:	1	5 times, last: at New England, 1/1/23
Kickoff Returns:	6	vs. Green Bay, 12/25/22
Kickoff Return Yards:	159	at Seattle, 12/20/15
Longest Kickoff Return:	53	at Seattle, 12/20/15

* NFC Championship

100-YARD RUSHING GAMES (4)

DATE	OPPONENT	ATT	YDS	AVG	LG	TD
12/1/19	at Baltimore	19	146	7.7	40t	1
1/19/20	GREEN BAY*	29	220	7.6	36t	4
10/9/22	at N.Y. Jets	18	113	6.3	24	1
12/17/22	at Buffalo	17	136	8.0	67	0

* NFC Championship

2015 GAME-BY-GAME STATS (MIAMI/BALTIMORE/ CLEVELAND)

DATE	OPPONENT	P/S	REC	YDS	AVG	LG	TD
09/13	at Washington		NOT ON ROSTER				
09/20	at Jacksonville	1/0	0	0	0.0	-	0
09/27	BUFFALO		INACTIVE				
10/04	N.Y. JETS		INACTIVE				
MIAMI TOTALS		1/0	0	0	0.0	-	0
10/18	at San Francisco		INACTIVE				
10/26	at Arizona	1/0	0	0	0.0	-	0
11/01	SAN DIEGO	1/0	0	0	0.0	-	0
11/15	JACKSONVILLE	1/0	0	0	0.0	-	0
11/22	ST. LOUIS	1/0	0	0	0.0	-	0
11/30	at Cleveland	1/0	0	0	0.0	-	0
12/06	at Miami	1/0	0	0	0.0	-	0
12/13	SEATTLE	1/0	0	0	0.0	-	0
BALTIMORE TOTALS		7/0	0	0	0.0	0	0
12/20	at Seattle	1/0	0	0	0.0	-	0
12/27	at Kansas City	1/0	0	0	0.0	-	0
01/03	PITTSBURGH	1/0	0	0	0.0	-	0
CLEVELAND TOTALS		3/0	0	0	0.0	0	0
2015 TOTALS		11/0	0	0	0.0	-	0

2016 GAME-BY-GAME STATS (CHICAGO/SAN FRANCISCO)

DATE	OPPONENT	P/S	REC	YDS	AVG	LG	TD
09/11	at Houston		NOT ON ROSTER				
09/19	PHILADELPHIA		PRACTICE SQUAD				
09/25	at Dallas	1/0	0	0	0.0	-	0
10/02	DETROIT	1/0	0	0	0.0	-	0
10/09	at Indianapolis		PRACTICE SQUAD				
10/16	JACKSONVILLE		PRACTICE SQUAD				
10/20	at Green Bay		PRACTICE SQUAD				
CHICAGO TOTALS		3/0	0	0	0.0	-	0
12/04	at Chicago		PRACTICE SQUAD				
12/11	N.Y. JETS		PRACTICE SQUAD				
12/18	at Atlanta		PRACTICE SQUAD				
12/24	at L.A. Rams		PRACTICE SQUAD				
01/01	SEATTLE	1/0	1	6	6.0	6	0
SAN FRANCISCO TOTALS		1/0	1	6	6.0	6	0
2016 TOTALS		4/0	1	6	6.0	6	0

2017 GAME-BY-GAME STATS (SAN FRANCISCO)

DATE	OPPONENT	P/S	ATT	YDS	AVG	LG	TD
09/10	CAROLINA	1/0	0	0	0.0	-	0
09/17	at Seattle	1/0	0	0	0.0	-	0
09/21	L.A. RAMS	1/0	4	11	2.8	7	0
10/01	at Arizona	1/0	0	0	0.0	-	0
10/08	at Indianapolis	1/0	1	3	3.0	3	0
10/15	at Washington	1/0	1	16	16.0	16	0
10/22	DALLAS	1/0	0	0	0.0	-	0
10/29	at Philadelphia	1/0	0	0	0.0	-	0
11/05	ARIZONA	1/0	0	0	0.0	-	0
11/12	N.Y. GIANTS	1/0	0	0	0.0	-	0
11/26	SEATTLE	1/0	0	0	0.0	-	0
12/03	at Chicago		INJURED RESERVE				
12/10	at Houston		INJURED RESERVE				
12/17	TENNESSEE		INJURED RESERVE				
12/24	JACKSONVILLE		INJURED RESERVE				
12/31	at L.A. Rams		INJURED RESERVE				
2017 TOTALS		11/0	6	30	5.0	16	0

2018 GAME-BY-GAME STATS (SAN FRANCISCO)

DATE	OPPONENT	P/S	ATT	YDS	AVG	LG	TD
09/09	at Minnesota	1/0	0	0	0.0	-	0
09/16	DETROIT	1/0	0	0	0.0	-	0
09/23	at Kansas City	1/0	1	0	0.0	0	0
09/30	at L.A. Chargers	1/0	0	0	0.0	-	0
10/07	ARIZONA	1/0	5	11	2.2	12	0
10/15	at Green Bay	1/0	12	87	7.3	26	0
10/21	L.A. RAMS	1/0	7	59	8.4	16	0
10/28	at Arizona	1/0	2	18	9.0	14	0
11/01	OAKLAND	1/0	7	86	12.3	52t	1
11/12	N.Y. GIANTS		INJURED RESERVE				
11/25	at Tampa Bay		INJURED RESERVE				
12/02	at Seattle		INJURED RESERVE				
12/09	DENVER		INJURED RESERVE				
12/16	SEATTLE		INJURED RESERVE				
12/23	CHICAGO		INJURED RESERVE				
12/30	at L.A. Rams		INJURED RESERVE				
2018 TOTALS		9/0	34	261	7.7	52t	1

2019 GAME-BY-GAME STATS (SAN FRANCISCO)

DATE	OPPONENT	P/S	ATT	YDS	AVG	LG	TD
09/08	at Tampa Bay	1/0	9	40	4.4	18	0
09/15	at Cincinnati	1/0	13	83	6.4	20	0
09/22	PITTSBURGH	1/0	12	79	6.6	19	0
10/07	CLEVELAND	1/0	7	34	4.9	8	0
10/13	at L.A. Rams	1/0	4	13	3.3	8	0
10/20	at Washington	1/0	0	0	0.0	-	0
10/27	CAROLINA	1/0	9	60	6.7	41t	1
10/31	at Arizona	1/0	1	-2	-2.0	-2	0
11/11	SEATTLE	1/0	6	28	4.7	8	0
11/17	ARIZONA	1/0	6	13	2.2	6	0
11/24	GREEN BAY	1/0	6	45	7.5	15t	1
12/01	at Baltimore	1/0	19	146	7.7	40t	1
12/08	at New Orleans	1/0	10	69	6.9	19	1
12/15	ATLANTA	1/0	14	54	3.9	8	1
12/21	L.A. RAMS	1/0	11	53	4.8	16t	1
12/29	at Seattle	1/0	10	57	5.7	17	2
2019 TOTALS		16/0	137	772	5.6	41t	8

DATE	OPPONENT	P/S	ATT	YDS	AVG	LG	TD
01/11	MINNESOTA*	1/0	12	58	4.8	10	0
01/19	GREEN BAY**	1/0	29	220	7.6	36t	4
02/02	at Kansas City***	1/0	12	58	4.8	17	1
PLAYOFF TOTALS		3/0	53	336	6.3	36t	5

* NFC Divisional game

** NFC Championship

*** Super Bowl LIV

2020 GAME-BY-GAME STATS (SAN FRANCISCO)

DATE	OPPONENT	P/S	ATT	YDS	AVG	LG	TD
09/13	ARIZONA	1/1	15	56	3.7	14	0
09/20	at N.Y. Jets	1/1	8	92	11.5	80t	1
09/27	at N.Y. Giants						
10/04	PHILADELPHIA						
10/11	MIAMI	1/1	11	90	8.2	37	0
10/18	L.A. RAMS	1/1	17	65	3.8	15	0
10/25	at New England						
11/01	at Seattle						
11/05	GREEN BAY						
11/15	at New Orleans						
11/29	at L.A. Rams	1/1	16	43	2.7	10	1
12/07	BUFFALO	1/1	9	42	4.7	16	0
12/13	WASHINGTON	1/1	14	65	4.6	14	0
12/20	at Dallas	1/1	14	68	4.9	17	0
12/26	at Arizona						
01/03	SEATTLE						
2020 TOTALS		8/8	104	521	5.0	80t	2

2021 GAME-BY-GAME STATS (SAN FRANCISCO)

DATE	OPPONENT	P/S	ATT	YDS	AVG	LG	TD
09/12	at Detroit	1/1	2	20	10.0	11	0
09/19	at Philadelphia						
09/26	GREEN BAY						
10/03	SEATTLE						
10/10	at Arizona						
10/24	INDIANAPOLIS						
10/31	at Chicago						
11/07	ARIZONA						
11/15	L.A. RAMS						
11/21	at Jacksonville						
11/28	MINNESOTA						
12/05	at Seattle						
12/12	at Cincinnati						
12/19	ATLANTA						
12/23	at Tennessee						
01/02	HOUSTON						
01/09	at L.A. Rams						
2021 TOTALS		1/1	2	20	10.0	11	0

DATE	OPPONENT	P/S	ATT	YDS	AVG	LG	TD
01/16	at Dallas*						
01/22	at Green Bay**						
01/30	at L.A. Rams***						
PLAYOFF TOTALS		0/0	0	0	0.0	-	0

* NFC Wild Card game

** NFC Divisional game

*** NFC Championship

2022 GAME-BY-GAME STATS (MIAMI)

DATE	OPPONENT	P/S	ATT	YDS	AVG	LG	TD
09/11	NEW ENGLAND	1/0	5	16	3.2	11	0
09/18	at Baltimore	1/1	11	51	4.6	11	0
09/25	BUFFALO	1/0	8	11	1.4	9	0
09/29	at Cincinnati	1/1	15	69	4.6	25	0
10/09	at N.Y. Jets	1/1	18	113	6.3	24	1
10/16	MINNESOTA	1/1	14	49	3.5	16	0
10/23	PITTSBURGH	1/1	16	79	4.9	12	0
10/30	at Detroit	1/1	14	64	4.6	13	0
11/06	at Chicago	1/1	9	26	2.9	14	1
11/13	CLEVELAND	1/1	8	65	8.1	24t	1
11/27	HOUSTON						
12/04	at San Francisco	1/1	7	30	4.3	8	0
12/11	at L.A. Chargers	1/1	11	37	3.4	13	0
12/17	at Buffalo	1/1	17	136	8.0	67	0
12/25	GREEN BAY	1/1	8	45	5.6	17	0
01/01	at New England	1/1	15	45	3.0	11	0
01/08	N.Y. JETS	1/1	11	71	6.5	21	0
2022 TOTALS		16/14	181	891	4.9	67	3

DATE	OPPONENT	P/S	ATT	YDS	AVG	LG	TD
01/15	at Buffalo*						

* AFC Wild Card game



49

PARRY NICKERSON

CORNERBACK // 5-10 // 179 // TULANE '18
ACQUIRED: FA, '23
HOMETOWN: ALGIERS, LA. // BORN: 10/11/94
NFL: FIFTH SEASON // DOLPHINS: FIRST SEASON

NFL CAREER

TRANSACTIONS:

- Signed by Miami on Aug. 7, 2023.
- Signed to Minnesota's practice squad on Nov. 15, 2022.
- Released from Minnesota's practice squad on Sept. 27, 2022.
- Signed to Minnesota's practice squad on Aug. 31, 2022.
- Waived by Minnesota on Aug. 30, 2022.
- Signed to Minnesota's practice squad on Sept. 1, 2021.
- Waived by Minnesota on Aug. 31, 2021.
- Signed by Minnesota on May 17, 2021.
- Signed by Green Bay on Sept. 7, 2020.
- Waived by Jacksonville on Sept. 5, 2020.
- Signed to Jacksonville's active roster on Dec. 3, 2019.
- Signed to Jacksonville's practice squad on Oct. 23, 2019.
- Waived by Jacksonville on Oct. 21, 2019.
- Signed by Jacksonville on Oct. 17, 2019.
- Released from Seattle's practice squad on Oct. 15, 2019.
- Signed to Seattle's practice squad on Sept. 12, 2019.
- Waived by Seattle on Sept. 10, 2019.
- Traded from the N.Y. Jets to Seattle on Aug. 31, 2019.
- 6th-round pick (179th overall) by the N.Y. Jets in the 2018 NFL Draft.

CAREER HIGHLIGHTS:

- Played in 25 career games with 3 starts.
- 23 tackles (19 solo) and 1 pass defended.
- 5 special teams tackles (4 solo).

2022 (MINNESOTA):

- Spent most of the season on Minnesota's practice squad.
- Spent the offseason program and training camp with Minnesota.

2021 (MINNESOTA):

- Played in 4 games.
- Spent the rest of the season on Minnesota's practice squad.

- 1 solo tackle.
- VS. SEATTLE (9/26):** Played but did not record any stats.
- Made his Vikings debut.
- VS. CHICAGO (1/9):** 1 solo tackle.

2020 (JACKSONVILLE/GREEN BAY):

- Played in 1 game with Green Bay.
- Inactive for 4 games with Green Bay.
- Missed the rest of the season after being placed on injured reserve on Oct. 20.
- Spent the offseason program and training camp with Jacksonville.

AT TAMPA BAY (10/18): Played but did not record any stats.

- Made his Packers debut.

2019 (N.Y. JETS/SEATTLE/JACKSONVILLE):

- Played in 4 games with 1 start with Jacksonville.
- Inactive for 1 game with Jacksonville.
- Spent 5 games on Jacksonville's practice squad.
- 3 tackles (2 solo) with Jacksonville.
- 3 special teams tackles (2 solo) with Jacksonville.
- Spent 5 games on Seattle's practice squad.
- Spent the offseason program and training camp with the N.Y. Jets before being traded to Seattle.

VS. L.A. CHARGERS (12/8): Played but did not record any stats.

- Made his Jaguars debut.

AT ATLANTA (12/22): 2 special teams tackles (1 solo).

AT INDIANAPOLIS (12/29): 3 tackles (2 solo).

2018 (N.Y. JETS):

- Played in all 16 games with 2 starts.
- 19 tackles (16 solo) and 1 pass defended.
- 2 solo special teams tackles.

AT DETROIT (9/10): 1 solo tackle.

- Made his NFL debut.

VS. DENVER (10/7): 6 solo tackles; 1 solo special teams tackle.

VS. INDIANAPOLIS (10/14): 4 solo tackles and 1 pass defended.

- Made his 1st NFL start.

BEFORE THE NFL

COLLEGE (TULANE):

- 4-year starter (2014-17).

CAREER: Played in 48 games with 46 starts; 188 tackles (152 solo), 16 interceptions, 47 passes defended, 3 forced fumbles and 4 fumble recoveries; 1 blocked field goal.

- His 16 career interceptions ranked 2nd in school history.

SENIOR (2017): Started all 12 games; 55 tackles (46 solo), 6 interceptions and 20 passes defended.

- 2nd-team All-American.
- 1st-team All-AAC.

JUNIOR (2016): Started 11 games; 29 tackles (20 solo), 4 interceptions, 17 passes defended, 1 forced fumble and 2 fumble recoveries.

- 2nd-team All-AAC.

SOPHOMORE (2015): Started all 12 games; 46 tackles (41 solo), 8 passes defended, 1 forced fumble, 1 fumble recovery; 1 blocked field goal.

REDSHIRT FRESHMAN (2014): Played in all 12

games with 11 starts; 51 tackles (40 solo), 6 interceptions, 18 passes defended and 1 fumble recovery.

- Freshman All-American.
- Honorable mention All-AAC.

TRUE FRESHMAN (2013): Played in 1 game; 7 tackles (5 solo) and 1 forced fumble.

- Redshirted.

HIGH SCHOOL (WEST JEFFERSON HS – HARVEY, LA.)

- Also lettered in track and field.

SENIOR (2012): 59 tackles, 5 interceptions and 21 passes defended.

- 1st-team all-state.
- 1st-team all-metro.
- 1st-team all-district.

JUNIOR (2011):

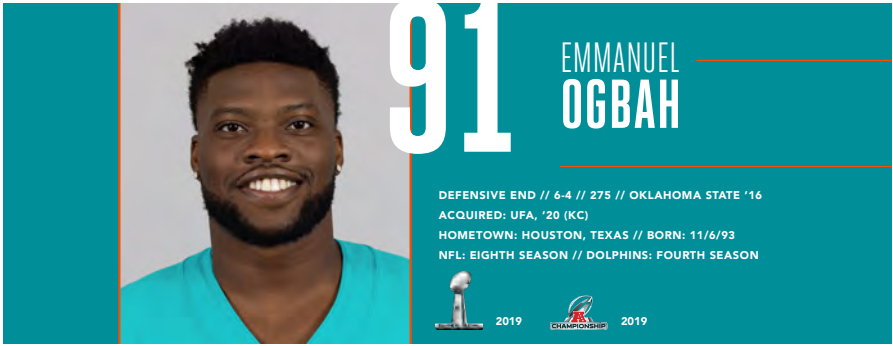
- 1st-team all-district.

PARRY NICKERSON'S NFL REGULAR SEASON STATS

YEAR	TEAM	GP	GS	TACKLES					INTERCEPTIONS					FUMBLES	
				TOT	SOLO	ASST	SK	YDS	INT	YDS	LG	TD	PD	FF	FR
2018	N.Y. JETS	16	2	19	16	3	0.0	0.0	0	0	0	0	1	0	0
2019	JACKSONVILLE	4	1	3	2	1	0.0	0.0	0	0	0	0	0	0	0
2020	GREEN BAY	1	0	0	0	0	0.0	0.0	0	0	0	0	0	0	0
2021	MINNESOTA	4	0	1	1	0	0.0	0.0	0	0	0	0	0	0	0
2022	MINNESOTA	PRACTICE SQUAD													
NFL TOTALS		25	3	23	19	4	0.0	0.0	0	0	0	0	1	0	0

SINGLE-GAME CAREER HIGHS

- Tackles:** 6 Twice, last: vs. Minnesota, 10/21/18
- Passes Defended:** 1 vs. Indianapolis, 10/14/18



NFL CAREER

TRANSACTIONS:

- Signed by Miami as an unrestricted free agent from Kansas City on March 21, 2020.
- Traded from Cleveland to Kansas City on April 2, 2019.
- 2nd-round pick (32nd overall) by Cleveland in the 2016 NFL Draft.

CAREER HIGHLIGHTS:

- Played in 92 career games with 70 starts.
- 249 tackles (152 solo), 37.0 sacks, 37 passes defended, 7 forced fumbles and 4 fumble recoveries.
- 1 blocked field goal; 1 blocked PAT.
- Won Super Bowl LIV with Kansas City.
- His 37 career passes defended are the 2nd-most by any NFL defensive lineman since he entered the league in 2016:

MOST PASSES DEFENSED BY A DEFENSIVE LINEMAN (SINCE 2016)			
NAME	TEAMS		PDs
1. Carlos Dunlap	Cin./Sea./KC		51
2. EMMANUEL OGBAH	CLE./KC/MIA.		37
3. Cameron Jordan	NO		35
4. Chris Jones	KC		32
5. Cameron Heyward	Pit.		29

- Had a full sack in 6 consecutive games (10/4/20 – 11/15/20), which is tied for 2nd-longest sack streak in Dolphins history.
- His 12 passes defended in 2021 were a career-high and most by an NFL defensive lineman since 2016 (Carlos Dunlap):

NFL SINGLE-SEASON PASSES DEFENSED LEADERS (SINCE 2012; DL ONLY)				
NAME	TEAM	YEAR		PDs
1. J.J. Watt	Hou.	2012		16
2. Carlos Dunlap	Cin.	2016		15
3. EMMANUEL OGBAH	MIA.	2021		12
4. Julius Peppers	GB	2014		11
Cameron Jordan	NO	2017		11

- His 9.0 sacks in 2020 were tied for 14th in the NFL.

2022 (MIAMI):

- Played in 9 games with 3 starts.
- Inactive for 1 game.
- Missed the rest of the season after being placed on injured reserve on Nov. 14.
- 11 tackles (7 solo) and 1.0 sack.
- 1 blocked field goal.

VS. NEW ENGLAND (9/11): 4 tackles (3 solo) and 1.0 sack.

- Sacked QB Mac Jones for a loss of 7 yards in the 1st quarter.

VS. BUFFALO (9/25): 1 solo tackle; 1 blocked field goal.

- Blocked a 38-yard FG attempt by Buffalo K Tyler Bass in the 4th quarter.

2021 (MIAMI):

- Played in all 17 games with 11 starts.
- 41 tackles (26 solo), 9.0 sacks, 12 passes defended, 1 forced fumble and 1 fumble recovery.

VS. ATLANTA (10/24): 1 solo tackle, 1 pass defended and 1 forced fumble.

- Forced a QB Matt Ryan fumble on 3rd-and-8 in the 4th quarter that was recovered by CB Nik Needham.

VS. HOUSTON (11/7): 4 tackles (2 solo), 2.5 sacks and 1 pass defended.

- Sacked QB Tyrod Taylor for a loss of 8 yards in the 2nd quarter.
- Split a sack of QB Tyrod Taylor with LB Jaelan Phillips for a loss of 5 yards in the 3rd quarter.
- Sacked QB Tyrod Taylor for a loss of 11 yards in the 4th quarter.

VS. N.Y. JETS (12/19): 2 solo tackles, 1.0 sack, 1 pass defended and 1 fumble recovery.

- Sacked QB Zach Wilson for a loss of 1 yard in the 3rd quarter.
- Recovered a QB Zach Wilson fumble forced by DT Zach Sieler in the 4th quarter.

AT NEW ORLEANS (12/27): 5 tackles (3 solo) and 2.0 sacks.

- Split a sack of QB Ian Book with DT Christian Wilkins on 3rd-and-4 for a loss of 10 yards in the 1st quarter.
- Split a sack of QB Ian Book with DT Raekwon Davis for a loss of 1 yard in the 3rd quarter.
- Sacked QB Ian Book for a loss of 10 yards in the 4th quarter.

2020 (MIAMI):

- Played in all 16 games with 12 starts.
- 42 tackles (25 solo), 9.0 sacks, 5 passes defended and 3 forced fumbles.
- His 9 sacks were tied for 14th in the NFL.

VS. N.Y. JETS (10/18): 5 tackles (3 solo) and 2.0 sacks.

- Sacked QB Joe Flacco for a loss of 2 yards in the 2nd quarter.
- Sacked QB Joe Flacco again in the 4th quarter on 3rd-and-4 for a loss of 28 yards.
- The 28-yard sack was just the 7th sack in the NFL that lost at least 28 yards since 1994.
- It was the 1st 2+ sack game by a Dolphin since DE Cam Wake and DT Akeem Spence each had 2 on 11/14/18 vs. the N.Y. Jets.

VS. L.A. RAMS (11/1): 1 solo tackle, 1.0 sack, 1 pass defended and 1 forced fumble.

- Strip-sacked QB Jared Goff in the 2nd quarter and the fumble was recovered by LB Andrew Van Ginkel, who returned it 78 yards for a TD.

AT ARIZONA (11/8): 5 tackles (4 solo), 1.0 sack, 1 pass defended and 1 forced fumble.

- Strip-sacked QB Kyler Murray in the 1st quarter and DE Shaq Lawson recovered the fumble and returned it 36 yards for a TD.

2019 (KANSAS CITY):

- Played in 10 games with 4 starts.
- Missed the rest of the season after being placed on injured reserve on Nov. 18.
- 32 tackles (23 solo), 5.5 sacks, 3 passes defended and 1 forced fumble.

AT JACKSONVILLE (9/8): 3 tackles (2 solo) and 1 sack.

- Sacked QB Gardner Minshew in the 3rd quarter.

VS. BALTIMORE (9/22): 2 tackles (1 solo), 1.5 sacks and 1 pass defended.

- Split a sack with LB Damien Wilson of QB Lamar Jackson in the 2nd quarter.
- Sacked QB Lamar Jackson again in the 3rd quarter.

AT DENVER (10/17): 3 solo tackles, 1 sack and 2 passes defended.

- Sacked QB Joe Flacco on 3rd-and-5 in the 3rd quarter, forcing Denver to punt.

2018 (CLEVELAND):

- Started 14 games.
- Inactive for 2 games.
- 40 tackles (24 solo), 3.0 sacks, 8 passes defended and 1 fumble recovery.

AT TAMPA BAY (10/21): 5 tackles (4 solo), 1.5 sacks and 2 passes defended.

- Sacked QB Jameis Winston on 3rd-and-2 in the 4th quarter forcing Tampa Bay to punt.
- Split a sack with DT Larry Ogunjobi on QB Jameis Winston in overtime for a loss of 7 yards.

AT CINCINNATI (11/25): 1 assisted tackle and 1 fumble recovery.

- Recovered a fumble by QB Andy Dalton in the 3rd quarter.

AT HOUSTON (12/2): 6 tackles (4 solo) and 1.0 sack.

- Sacked QB Deshaun Watson in the 1st quarter.

2017 (CLEVELAND):

- Started 10 games.
- Missed the rest of the season after being placed on injured reserve on Nov. 21.
- 29 tackles (18 solo), 4.0 sacks, 6 passes defended, 2 forced fumbles and 1 fumble recovery; 1

blocked PAT.

VS. CINCINNATI (10/1): 6 tackles (4 solo), 1.0 sack, 2 forced fumbles and 1 fumble recovery.

- Strip-sacked QB Andy Dalton and recovered the fumble in the 1st quarter.
- Forced a RB Jeremy Hill fumble in the 1st quarter.

VS. MINNESOTA (10/29): 1 pass defended; 1 blocked PAT.

- Blocked a K Kai Forbath PAT in the 2nd quarter.

AT DETROIT (11/12): 3 solo tackles and 2.0 sacks.

- Sacked QB Matthew Stafford in the 1st quarter for a loss of 4 yards.
- Sacked QB Matthew Stafford again on 3rd-and-12 in the 2nd quarter, forcing Detroit to punt.

2016 (CLEVELAND):

- Started all 16 games.
- 53 tackles (28 solo), 5.5 sacks and 3 passes defended.
- His 5.5 sacks led the team and was 5th among NFL rookies that season.

AT PHILADELPHIA (9/11): 1 solo tackle and 1 pass defended.

- Made his NFL debut and 1st NFL start.

AT TENNESSEE (10/16): 3 tackles (1 solo) and 1.0 sack.

- Sacked QB Marcus Mariota in the 3rd quarter.
- It was his 1st career sack.

AT CINCINNATI (10/23): 6 tackles (5 solo) and 2.0 sacks.

- Sacked QB Andy Dalton for a loss of 6 yards in the 2nd quarter.
- Sacked QB Andy Dalton again in the 4th quarter on 3rd-and-5, forcing a Bengals missed field goal.
- It was the 1st multi-sack game of his career.

BEFORE THE NFL

COLLEGE (OKLAHOMA STATE):

- 3-year letterman (2013-15) and 1-year starter.

CAREER: Played in all 39 games with 26 starts; 133 tackles (95 solo), 28.0 sacks, 9 passes defended, 4 forced fumbles and 3 fumble recoveries; 1 fumble recovery for a TD.

- His 28 career sacks ranked 4th in school history and were the most of any active NCAA player at the time he declared for the draft.

JUNIOR (2015): Started all 13 games; 64 tackles (44 solo), 13.0 sacks, 4 passes defended, 3 forced fumbles and 2 fumble recoveries; 1 fumble recovery for a TD.

- 2nd-team All-American.
- 1st-team All-Big 12.
- Big 12 Co-Defensive Player of the Year.
- Semifinalist for the Walter Camp Award (nation's most outstanding player).
- His 13 sacks led the Big 12 and ranked 4th nationally.
- His 13 sacks were the 3rd-most in single-season school history.
- Voted a team captain.

SOPHOMORE (2014): Started all 13 games; 49 tackles (35 solo), 11.0 sacks, 5 passes defended and 1 forced fumble.

- 1st-team All-Big 12.
- Big 12 Defensive Lineman of the Year.
- His 0.85 sacks per game average ranked 2nd in the Big 12 and 15th nationally.

REDSHIRT FRESHMAN (2013): Played in all 13 games; 20 tackles (16 solo), 4.0 sacks and 1 fumble recovery.

- His 4 sacks tied for the team lead.
- Redshirted in 2012.

HIGH SCHOOL (GEORGE BUSH HS – RICHMOND, TEXAS)

SENIOR (2011): 57 tackles (47 solo), 6.0 sacks, 2 forced fumbles and 1 fumble recovery.

- 1st-team Houston Metro.
- District defensive MVP.

OFF THE FIELD

COMMUNITY:

- Established the Emmanuel Ogbah Rise Above Foundation to provide scholarships, resources and mentorship programs to underserved youth.

2022:

- Hosted his 2nd annual holiday toy distribution at the Northwest Boys & Girls Club, providing gifts for 50 children.

- Partnered with Feeding South Florida to provide Thanksgiving meals to families in need.

2021:

- Assisted with the renovation efforts for the Miami Northwest Boys & Girls Club's teen center and donated brand-new furniture for the space.
- Surprised the children at the Miami Northwest Boys & Girls Club with holiday toys and gifts.
- Volunteered at the Miami Dolphins holiday event to spend time with and provide dinner and children's gifts for South Florida families.
- Hosted a drive-thru Thanksgiving meal event at the Miami Northwest Boys & Girls Club to provide 300 Thanksgiving meals for local families.

2020:

- Partnered with organizations in his hometown of Houston to provide technology to help high school students finish the school year online during the pandemic.

PERSONAL:

- Born in Lagos, Nigeria.
- **PRONUNCIATION:** Last name is pronounced AHG-buh.
- **MAJOR:** Business administration.

EMMANUEL OGBAH'S NFL REGULAR SEASON STATS

YEAR	TEAM	GP	GS	TACKLES					INTERCEPTIONS					FUMBLES	
				TOT	SOLO	ASST	SK	YDS	INT	YDS	LG	TD	PD	FF	FR
2016	CLEVELAND	16	16	53	28	25	5.5	31.5	0	0	0	0	3	0	0
2017	CLEVELAND	10	10	29	18	11	4.0	18.0	0	0	0	0	6	2	1
2018	CLEVELAND	14	14	40	24	16	3.0	13.5	0	0	0	0	8	0	1
2019	KANSAS CITY	10	4	32	23	9	5.5	37.5	0	0	0	0	3	1	0
2020	MIAMI	16	12	42	25	17	9.0	95.5	0	0	0	0	5	3	1
2021	MIAMI	17	11	41	26	15	9.0	64.0	0	0	0	0	12	1	1
2022	MIAMI	9	3	11	7	4	1.0	7.0	0	0	0	0	0	0	0
NFL TOTALS		92	70	249	152	97	37.0	267.0	0	0	0	0	37	7	4

ADDITIONAL STATS

Blocked Kicks: (Cleveland) 1 PAT vs. Minnesota (10/29/17), (Miami) 1 field goal vs. Buffalo (9/25/22) for total of 2.

SINGLE-GAME CAREER HIGHS

Tackles:	7	at Washington, 10/2/16
Sacks:	2.5	vs. Houston, 11/7/21
Passes Defensed:	2	7 times, last: vs. New England, 1/9/22
Forced Fumbles:	2	vs. Cincinnati, 10/1/17
Fumble Recoveries:	1	3 times, last: vs. N.Y. Jets, 12/19/21



NFL CAREER

TRANSACTIONS:

- 1st-round pick (18th overall) by Miami in the 2021 NFL Draft.

CAREER HONORS:

- 2022 Walter Payton Man of the Year Nominee.
- NFLPA Community MVP (Week 8, 2022).
- 2021 Nat Moore Community Service Award Winner.
- 2021 PFWA All-Rookie Team.

CAREER HIGHLIGHTS:

- Played in 34 career games with 20 starts.
- 103 tackles (60 solo), 15.5 sacks, 3 passes defended, 1 forced fumble and 3 fumble recoveries.
- 1 blocked punt.
- Started 1 postseason game.
- Became 2nd player in Dolphins history to begin his career with at least 7 sacks in each of his 1st 2 NFL seasons.
- His 8.5 sacks in 2021 set a Dolphins rookie record:

DOLPHINS ROOKIE SACK LEADERS

PLAYER	YEAR	SACKS
1. JAELAN PHILLIPS	2021	8.5
2. Bill Stanfill	1969	8.0
Lorenzo Bromell	1998	8.0
4. A.J. Duhe	1977	7.0
5. Marco Coleman	1992	6.0

- His 8.5 sacks in 2021 were 2nd among all NFL rookies:

NFL ROOKIE SACK LEADERS (2021)

PLAYER	TEAM	SACKS
1. Micah Parsons	Dal.	13.0
2. JAELAN PHILLIPS	MIA.	8.5
3. Azeem Ojulari	NYG	8.0
4. Odafe Oweh	Bal.	5.0
5. Several players		4.0

2022 (MIAMI):

- Played in all 17 games with 15 starts.
- 61 tackles (37 solo), 7.0 sacks, 2 passes defended, 1 forced fumble and 2 fumble recoveries.
- 1 blocked punt.

VS. PITTSBURGH (10/23): 8 tackles (4 solo) and 1.5 sacks.

- Sacked QB Kenny Pickett for a loss of 11 yards on a 2nd-and-11 snap in the 3rd quarter.
- Split a sack with DT Christian Wilkins on QB Kenny Pickett on a 2nd-and-10 play with less than 2 minutes remaining in the game.

AT CHICAGO (11/6): 5 tackles (3 solo) and 1 blocked punt.

- Blocked a punt in the 2nd quarter that was recovered by LB Andrew Van Ginkel and returned 25 yards for a TD.
- It was the longest blocked punt return for a TD in franchise history.

AT BUFFALO (12/17): 3 tackles (2 solo), 1.0 sack and 1 forced fumble.

- Strip-sacked QB Josh Allen in the 4th quarter, which was recovered by DT Christian Wilkins.

POSTSEASON:

AFC WILD CARD AT BUFFALO (1/15): 9 tackles (4 solo) and 0.5 sack.

- Split a sack with DB Elijah Campbell of QB Josh Allen on a 2nd-and-11 snap in the 4th quarter.

HONORS:

- Walter Payton Man of the Year Nominee.
- NFLPA Community MVP (Week 8)

2021 (MIAMI):

- Played in all 17 games with 5 starts.
- 42 tackles (23 solo), 8.5 sacks, 1 pass defended and 1 fumble recovery.
- Set a Dolphins rookie record with 8.5 sacks, which were 2nd among all NFL rookies that season.

AT NEW ENGLAND (9/12): Played but did not record any stats.

- Made his NFL debut.

AT TAMPA BAY (10/10): 4 tackles (2 solo) and 1.0 sack.

- Sacked QB Tom Brady for a loss of 5 yards in the 3rd quarter.
- It was his 1st career sack.

VS. CAROLINA (11/28): 4 tackles (3 solo), 3.0 sacks and 1 pass defended.

- Sacked QB Cam Newton for a loss of 14 yards in the 3rd quarter.
- Sacked QB PJ Walker for a loss of 10 yards in the 4th quarter.
- Sacked QB PJ Walker for a loss of 4 yards in the 4th quarter.

- Became 3rd rookie in Dolphins history to record a 3-sack game (D.J. Duhe, 11/6/77 and Marco

Coleman, 10/25/92).

- Became 1st NFL rookie since Nov. 17, 2019 (4, Maxx Crosby) to record 3+ sacks in a game.

VS. N.Y. GIANTS (12/5): 3 solo tackles and 2.0 sacks.

- Sacked QB Mike Glennon for a loss of 13 yards on 1st-and-10 in the 3rd quarter.
- Sacked QB Mike Glennon on back-to-back plays for a loss of 7 yards on 2nd-and-23 in the 3rd quarter.
- Set a new Dolphins rookie record for most sacks in a season.
- Became the 1st NFL rookie to record at least 6 sacks in a 3-game span since DE Julius Peppers in 2002.

VS. NEW ENGLAND (1/9): 2 tackles (1 solo) and 1 fumble recovery.

- Recovered a QB Mac Jones fumble in the 3rd quarter.

HONORS:

- PFWA All-Rookie Team.
- Nat Moore Community Service Award Winner.
- Became the 1st rookie to win the award, given each year to a player recognized for his involvement in the South Florida community.

BEFORE THE NFL

COLLEGE (MIAMI):

- 1-year starter (2020).
- Transferred to Miami from UCLA following his sophomore season in 2018.

CAREER (AT MIAMI): Started 10 games; 45 tackles (21 solo), 8 sacks, 1 interception and 4 passes defended.

REDSHIRT JUNIOR (2020 AT MIAMI): Started 10 games; 45 tackles (21 solo), 8 sacks, 1 interception and 4 passes defended.

- 1st-team All-American.
- 2nd-team All-ACC.

JUNIOR (2019 AT MIAMI):

- Redshirted due to NCAA transfer rules.

SOPHOMORE (2018 AT UCLA): Played in 4 games with 2 starts; 20 tackles (12 solo) and 1 sack.

TRUE FRESHMAN (2017 AT UCLA): Played in 7 games with 4 starts; 21 tackles (16 solo), 3.5 sacks and 2 passes defended.

HIGH SCHOOL (REDLANDS EAST VALLEY HS – REDLANDS, CALIF.)

SENIOR (2016): 142 tackles and 21 sacks.

- 1st-team All-American.
- 1st-team all-state.
- Division co-defensive player of the year.

JUNIOR (2015): 76 tackles, 10.5 sacks and 2 interceptions.

OFF THE FIELD

COMMUNITY:

2022:

- Joined the Dolphins Challenge Cancer executive board
- Co-hosted a holiday toy giveaway with teammate Bradley Chubb at the Jim & Jan Moran Boys & Girls Club of Broward County, providing toys for 250 kids and meals from Troy's BBQ.

- Provided Thanksgiving meals for 50 families from Casey Cares, Break the Cycle and Alex's Place at the Sylvester Comprehensive Cancer Center – organizations dedicated to the care and treatment or fight against cancer.
- Along with defensive teammates, hosted a Thanksgiving dinner at Hard Rock Stadium for 100 kids from Big Brothers Big Sisters of Broward and Miami.
- Joined The VERB Kind's "Come To Jail With Me" program to visit youth at the Broward Regional Juvenile Detention Center.
- Along with WR Mack Hollins, became the 1st Dolphins players to participate in the 100-mile ride at DCC XII and surpassed \$3,000 in fundraising to benefit Sylvester Comprehensive Cancer Center.

2021:

- At Lotus House – a shelter in the Miami Overturn neighborhood for women and children – provided Halloween costumes for the children and hosted a Thanksgiving cookie decorating event.
- Volunteered at the Miami Dolphins holiday event to spend time with and provide dinner and children's gifts for South Florida families.
- Along with fellow Dolphins rookies, teamed up with Neighbors4Neighbors to provide South Florida families with holiday gifts.
- Chose the Juvenile Diabetes Research Foundation (JDRF) for My Cause My Cleats to raise awareness and support research for Type 1 diabetes in honor of his cousin.
- Volunteered at the Miami Dolphins Food Relief Program Thanksgiving meal distribution with Feeding South Florida to provide 1,000 meal boxes to South Florida families.
- With the Miami Dolphins Foundation, donated \$10,000 to help purchase an ambulance to assist with immediate relief efforts following the August earthquake.
- Volunteered with Miami Rescue Mission to serve meals and visit residents.
- Partnered with the Miami Dolphins Food Relief Program to provide meals for displaced residents of a North Miami Beach condo building that was evacuated following the Surfside building collapse.
- Joined the Miami Dolphins Social Impact Committee to positively impact civic engagement, education, and economic empowerment in South Florida.

PERSONAL:

- **PRONUNCIATION:** First name is pronounced JAY-len.
- **MAJOR:** Communications.

JAEAN PHILLIPS' NFL REGULAR SEASON STATS

YEAR	TEAM	GP	GS	TACKLES					INTERCEPTIONS					FUMBLES	
				TOT	SOLO	ASST	SK	YDS	INT	YDS	LG	TD	PD	FF	FR
2021	MIAMI	17	5	42	23	19	8.5	71.5	0	0	0	0	1	0	1
2022	MIAMI	17	15	61	37	24	7.0	38.0	0	0	0	0	2	1	2
NFL TOTALS		34	20	103	60	43	15.5	109.5	0	0	0	0	3	1	3

JAEAN PHILLIPS' NFL PLAYOFF STATS

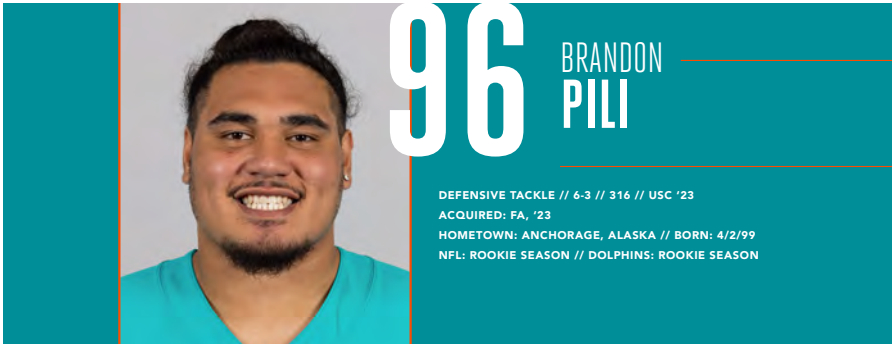
YEAR	TEAM	GP	GS	TACKLES					INTERCEPTIONS					FUMBLES	
				TOT	SOLO	ASST	SK	YDS	INT	YDS	LG	TD	PD	FF	FR
2022	MIAMI	1	1	9	4	5	0.5	0.0	0	0	0	0	0	0	0
PLAYOFF TOTALS		1	1	9	4	5	0.5	0.0	0	0	0	0	0	0	0

ADDITIONAL STATS

Blocked Kicks: 1 blocked punt in 2022.

SINGLE-GAME CAREER HIGHS

Tackles: 8 vs. Pittsburgh, 10/23/22
Sacks: 3.0 vs. Carolina, 11/28/21
Passes Defensed: 1 vs. Carolina, 11/28/21
Forced Fumbles: 1 at Buffalo, 12/17/22
Fumble Recoveries: 1 Twice, last: vs. New England, 9/11/22



NFL CAREER

TRANSACTIONS:

- Signed by Miami as an undrafted college free agent on May 12, 2023.

BEFORE THE NFL

COLLEGE (USC):

- 5-year letterman (2017-20, 2022).

CAREER: Played in 52 games with 5 starts; 74 tackles (29 solo), 3.5 sacks, 4 passes defended and 1 forced fumble.

GRADUATE (2022): Played in all 14 games; 25 tackles (13 solo), 1.0 sack and 1 pass defended.

REDSHIRT SENIOR (2021): Missed the entire season recovering from injury.

SENIOR (2020): Played in 4 games; 5 tackles.

JUNIOR (2019): Played in all 13 games with 1 start; 18 tackles (10 solo), 1.5 sacks, 3 passes defended and 1 forced fumble.

SOPHOMORE (2018): Played in all 12 games with 2 starts; 12 tackles (3 solo) and 1.0 sack.

TRUE FRESHMAN (2017): Played in 9 games with 2 starts; 14 tackles (3 solo).

- Honorable mention All-Pac 12.

HIGH SCHOOL (WESTVIEW HS – PORTLAND, ORE.)

- Played defensive end.
- Also played 3 seasons at Dimond HS in Alaska.
- Also participated in wrestling and as a thrower on the track and field team.

OFF THE FIELD

PERSONAL:

- **PRONUNCIATION:** Last name is pronounced PEE-lee.
- **MAJOR:** Non-governmental organizations and social change.

BRANDON PILI'S COLLEGE STATS

YEAR	TEAM	GP	GS	TACKLES						INTERCEPTIONS					FUMBLES	
				TOT	SOLO	ASST	SK	YDS	INT	YDS	LG	TD	PD	FF	FR	
2017	USC	9	2	14	3	11	0.0	0.0	0	0	0	0	0	0	0	0
2018	USC	12	2	12	3	9	1.0	6.0	0	0	0	0	0	0	0	0
2019	USC	13	1	18	10	8	1.5	12.0	0	0	0	0	3	1	0	
2020	USC	4	0	5	0	5	0.0	0.0	0	0	0	0	0	0	0	
2021	USC	0	0	0	0	0	0.0	0.0	0	0	0	0	0	0	0	
2022	USC	14	0	25	13	12	1.0	2.0	0	0	0	0	1	0	0	
NCAA TOTALS		52	5	74	29	45	3.5	20.0	0	0	0	0	4	1	0	



NFL CAREER

TRANSACTIONS:

- Signed by Miami as an unrestricted free agent from Philadelphia on March 22, 2021.
- Traded from Atlanta to Philadelphia on Oct. 1, 2019.
- 3rd-round pick (75th overall) by Atlanta in the 2017 NFL Draft.

CAREER HIGHLIGHTS:

- Played in 90 career games with 29 starts.
- 194 tackles (114 solo), 1.5 sacks, 1 interception, 5 passes defended, 1 forced fumble and 1 fumble recovery.
- 36 special teams tackles (20 solo).
- 1 blocked punt.
- Appeared in 4 postseason games – 2 with Atlanta, 1 with Philadelphia and 1 with Miami.
- Served as a team captain in 2019.

2022 (MIAMI):

- Played in all 17 games with 2 starts.
- 41 tackles (23 solo), 1.0 sack and 2 passes defended.
- 4 special teams tackles (2 solo).

VS. NEW ENGLAND (9/11): 3 tackles (2 solo) and 1 pass defended.

AT CHICAGO (11/6): 2 tackles (1 solo) and 1.0 sack.

- Sacked QB Justin Fields for a loss of 2 yards on a 2nd-and-8 snap on Chicago's final possession to help preserve the victory.
- It was the first full sack of his career.

VS. HOUSTON (11/27): 2 tackles and 1 pass defended.

POSTSEASON:

AFC WILD CARD AT BUFFALO (1/15): 2 solo tackles and 1 forced fumble.

- Stripped QB Josh Allen short of the first-down marker on a 3rd-and-5 scramble in the 1st quarter.

2021 (MIAMI):

- Played in 16 games with 3 starts.
- Missed 1 game on the Reserve/COVID-19 List.
- 21 tackles (13 solo).
- 5 special teams tackles (2 solo).
- 1 blocked punt.

VS. CAROLINA (11/28): 3 tackles (2 solo); 1 blocked punt.

• Blocked a P Lachlan Edwards punt that was recovered by CB Justin Coleman and returned 2 yards for a TD.

VS. N.Y. JETS (12/19): 2 tackles (1 solo); 2 special teams tackles (1 solo).

VS. NEW ENGLAND (1/9): 4 tackles (3 solo).

2020 (PHILADELPHIA):

- Played in 13 games with 8 starts.
- Inactive for 2 games.
- Missed 1 game after being placed on injured reserve on Jan. 1.
- 46 tackles (25 solo), 0.5 sack, 1 interception, 1 pass defended and 1 forced fumble.
- 9 special teams tackles (5 solo).

AT WASHINGTON (9/13): 6 tackles (3 solo) and 0.5 sack.

- Split a sack with DE Genard Avery of QB Dwayne Haskins in the 4th quarter.

AT PITTSBURGH (10/11): 12 tackles (7 solo) and 1 forced fumble; 1 assisted special teams tackle.

- Forced a TE Eric Ebron fumble on 3rd-and-21 in the 4th quarter that was recovered by CB Cre'Von LeBlanc.

VS. NEW ORLEANS (12/13): 6 tackles (4 solo), 1 interception and 1 pass defended.

- Intercepted a QB Taysom Hill pass intended for RB Alvin Kamara in the 2nd quarter.

2019 (ATLANTA/PHILADELPHIA):

- Played in 12 games with Philadelphia.
- 5 solo tackles and 1 fumble recovery with Philadelphia.
- 9 special teams tackles (7 solo) with Philadelphia.
- Served as a team captain with Philadelphia.
- Traded from Atlanta to Philadelphia on Oct. 1.
- Played in 4 games with Atlanta.

VS. CHICAGO (11/3): 1 solo tackle and 1 fumble recovery; 1 solo special teams tackle.

- Recovered a punt fumbled by TE Adam Shaheen in the 4th quarter.

AT MIAMI (12/1): 2 solo tackles; 1 solo special teams tackle.

VS. N.Y. GIANTS (12/9): 1 solo tackle; 1 solo special teams tackle.

POSTSEASON:

NFC WILD CARD VS. SEATTLE (1/5): 1 solo special teams tackle.

2018 (ATLANTA):

- Played in all 16 games with 10 starts.
- 57 tackles (36 solo) and 2 passes defended.
- 3 special teams tackles (1 solo).

VS. CAROLINA (9/16): 9 tackles (6 solo).

VS. NEW ORLEANS (9/23): 13 tackles (9 solo).

VS. TAMPA BAY (10/14): 4 tackles (3 solo) and 1 pass defended.

2017 (ATLANTA):

- Played in 12 games with 6 starts.
- Inactive for 4 games.
- 24 tackles (12 solo).
- 6 special teams tackles (3 solo).

AT CHICAGO (9/10): 5 tackles (3 solo); 1 assisted special teams tackle.

VS. GREEN BAY (9/17): 5 tackles (3 solo).

VS. MIAMI (10/15): 6 tackles (1 solo).

POSTSEASON:

NFC WILD CARD AT L.A. RAMS (1/6): 1 solo tackle; 1 solo special teams tackle.

NFC DIVISIONAL AT PHILADELPHIA (1/13): 1 solo tackle.

BEFORE THE NFL

COLLEGE (LSU):

- 4-year letterman (2013-16) and 1-year starter.

CAREER: Played in all 50 games with 13 starts; 144 tackles (59 solo), 1.5 sacks, 1 interception, 2 passes defended and 2 fumble recoveries.

SENIOR (2016): Started all 12 games; 93 tackles (40 solo), 1.5 sacks, 1 interception, 2 passes defended and 1 fumble recovery.

- His 93 tackles led the team.

- Team MVP.

- Team captain.

JUNIOR (2015): Played in all 12 games; 24 tackles (12 solo).

SOPHOMORE (2014): Played in all 13 games with 1 start; 20 tackles (6 solo) and 1 fumble recovery.

TRUE FRESHMAN (2013): Played in all 13 games; 7 tackles (1 solo).

HIGH SCHOOL (JOHN CURTIS CHRISTIAN SCHOOL – RIVER RIDGE, LA.)

- Also lettered in baseball and track and field.

SENIOR (2012): 124 tackles.

- All-state.

- Class 2A Most Outstanding Defensive Player.

- Helped his team win a state championship.

JUNIOR (2011):

- Helped his team win a state championship.

OFF THE FIELD

COMMUNITY:

2021:

- Chose the Little Rascals Foundation for My Cause My Cleats to benefit underprivileged and displaced foster children through music and the arts.
- Visited residents at Lotus House, a shelter in the Miami Overtown neighborhood for women and children.

PERSONAL:

- **MAJOR:** Sport administration with a minor in business.

DUKE RILEY'S NFL REGULAR SEASON STATS

YEAR	TEAM	GP	GS	TACKLES					INTERCEPTIONS					FUMBLES		
				TOT	SOLO	ASST	SK	YDS	INT	YDS	LG	TD	PD	FF	FR	
2017	ATLANTA	12	6	24	12	12	0.0	0.0	0	0	0	0	0	0	0	0
2018	ATLANTA	16	10	57	36	21	0.0	0.0	0	0	0	0	2	0	0	0
2019	ATLANTA	4	0	0	0	0	0.0	0.0	0	0	-	0	0	0	0	0
	PHILADELPHIA	12	0	5	5	0	0.0	0.0	0	0	-	0	0	0	1	0
2020	PHILADELPHIA	13	8	46	25	21	0.5	0.0	1	7	7	0	1	1	0	0
2021	MIAMI	16	3	21	13	8	0.0	0.0	0	0	0	0	0	0	0	0
2022	MIAMI	17	2	41	23	18	1.0	2.0	0	0	0	0	2	0	0	0
	NFL TOTALS	90	29	194	114	80	1.5	2.0	1	7	7	0	5	1	1	0

DUKE RILEY'S NFL PLAYOFF STATS

YEAR	TEAM	GP	GS	TACKLES					INTERCEPTIONS					FUMBLES		
				TOT	SOLO	ASST	SK	YDS	INT	YDS	LG	TD	PD	FF	FR	
2017	ATLANTA	2	0	2	2	0	0.0	0.0	0	0	0	0	0	0	0	0
2019	PHILADELPHIA	1	0	0	0	0	0.0	0.0	0	0	0	0	0	0	0	0
2022	MIAMI	1	0	2	2	0	0.0	0.0	0	0	0	0	0	1	0	0
	NFL TOTALS	4	0	4	4	0	0.0	0.0	0	0	0	0	0	1	0	0

ADDITIONAL STATS

Special Teams Tackles: (Atlanta) 6 in 2017 (P-1), 3 in 2018, (Philadelphia) 9 in 2019 (P-1), 9 in 2020, (Miami) 5 in 2021, 4 in 2022 for total of 36 (P-2).

Blocked Punts: (Miami) 1 vs. Carolina on 11/28/21.

SINGLE-GAME CAREER HIGHS

Tackles: 13 vs. New Orleans, 9/23/18

Sacks: 1.0 at Chicago, 11/6/22

Interceptions: 1 vs. New Orleans, 12/13/20

Passes Defended: 1 5 times, last: vs. Houston, 11/27/22

Forced Fumbles: 1 Twice, last: at Buffalo, 1/15/23*

Fumble Recoveries: 1 vs. Chicago, 11/3/19

* AFC Wild Card game



JASON SANDERS

KICKER // 5-11 // 195 // NEW MEXICO '18
 ACQUIRED: D7B, '18
 HOMETOWN: ORANGE, CALIF. // BORN: 11/16/95
 NFL: SIXTH SEASON // DOLPHINS: SIXTH SEASON

NFL CAREER

TRANSACTIONS:

- 7th-round pick (229th overall) by Miami in the 2018 NFL Draft.

CAREER HONORS:

- 2020 1st-team All-Pro.
- AFC Special Teams Player of the Week (at Las Vegas, 12/26/20).
- AFC Special Teams Player of the Month (November 2020).
- AFC Special Teams Player of the Month (October 2020).
- AFC Special Teams Player of the Week (at San Francisco, 10/11/20).
- Caught a 1-yard TD pass from P Matt Haack on Dec. 1, 2019, a play dubbed "Mountaineer Shot." The play won the 2019 NFL Bridgestone Clutch Performance of the Year.
- AFC Special Teams Player of the Month (December 2019).
- AFC Special Teams Player of the Week (vs. Philadelphia, 12/1/19).
- AFC Special Teams Player of the Week (at Indianapolis, 11/10/19).
- 2018 PFWA All-Rookie Team.

CAREER HIGHLIGHTS:

- Played in 82 career games.
- 126-for-152 field goals (82.9 pct.); 175-for-181 extra points (96.7 pct.).
- 1 reception for 1 yard and 1 TD.
- 2 solo special teams tackles.
- Appeared in 1 postseason game.
- Is the franchise's all-time career leader in field goal percentage:

DOLPHINS ALL-TIME FG% LEADERS (min. 50 att.)

PLAYER	YRS	FGM	FGA	PCT.
1. JASON SANDERS	2018-22	126	152	82.9
2. Dan Carpenter	2008-12	127	155	81.9
3. Olindo Mare	1997-2006	245	303	80.1
4. Pete Stoyanovich	1989-95	176	222	79.3
5. Caleb Sturgis	2013-14	55	71	77.5

- Is 4th on the franchise's all-time points chart:

DOLPHINS ALL-TIME POINTS LEADERS

PLAYER	YRS	POINTS
1. Olindo Mare	1997-2006	1,048
2. Garo Yepremian	1970-78	830
3. Pete Stoyanovich	1989-95	774
4. JASON SANDERS	2018-22	559
5. Uwe von Schamann	1979-84	540

- Had a streak of 69 consecutive made PATs from Dec. 15, 2019 to Nov. 28, 2021 that was the longest active streak in the NFL at that time.
- His 22 consecutive FG streak from 2019-20 is the longest in team history:

MOST CONSECUTIVE FIELD GOALS IN DOLPHINS HISTORY

PLAYER	CONS. FGs
1. JASON SANDERS (2019-20)	22
2. Olindo Mare (1999)	19
3. Dan Carpenter (2009)	17
4. Olindo Mare (2000)	16
Garó Yepremian (1978)	16

- His 36 field goals made in 2020 ranked 2nd in the league:

2020 NFL FIELD GOALS MADE LEADERS

PLAYER	TEAM	FGM	FGA	PCT.
1. Younghoe Koo	Atl.	37	39	94.9
2. JASON SANDERS	MIA.	36	39	92.3
3. Greg Zuerlein	LV	34	41	82.9
4. Daniel Carlson	NYG	33	35	94.3
5. Rodrigo Blankenship	Ind.	32	37	86.5

- His 36 field goals made in 2020 are 2nd-best in Dolphins history:

DOLPHINS SINGLE-SEASON FIELD GOALS MADE LEADERS

PLAYER	YEAR	FGM	FGA	PCT.
1. Olindo Mare	1999	39	46	84.8
2. JASON SANDERS	2020	36	39	92.3
3. Pete Stoyanovich	1991	31	37	83.8
4. Dan Carpenter	2010	30	41	73.2
Pete Stoyanovich	1992	30	37	81.1

- His 92.3 field goal percentage in 2020 is the best in Dolphins history:

DOLPHINS SINGLE-SEASON FG% LEADERS

PLAYER	YEAR	FGM	FGA	PCT.
1. JASON SANDERS	2020	36	39	92.3
2. Jay Feely	2007	21	23	91.3
Cody Parkey	2017	21	23	91.3
4. Olindo Mare	2001	19	21	90.5
5. Olindo Mare	2000	28	31	90.3
6. JASON SANDERS	2018	18	20	90.0

- Led the NFL with 13 field goals made in December 2019 – the most successful field goals in 1 month by an NFL kicker since December 2018 (Justin Tucker, 14).
- His 90.0 field goal percentage in 2018 was 8th-best in the league and 6th-best in Dolphins history.
- Was 1 of just 4 NFL kickers to appear in all 16 games and miss 2 or fewer field goals in 2018.

2022 (MIAMI):

- Played in all 17 games.
 - 26-for-32 field goals (81.3 pct.); 41-for-44 extra points (93.2 pct.).
 - 1 solo special teams tackle.
- VS. NEW ENGLAND (9/11):** 2-for-2 field goals (100.0 pct.); 2-for-2 extra points (100.0 pct.).
- Made a 43-yard FG in the 1st quarter to give Miami a 3-0 lead.
 - Made a 49-yard FG in the 3rd quarter to extend Miami's lead to 20-7.
- VS. PITTSBURGH (10/23):** 3-for-3 field goals (100.0 pct.); 1-for-1 extra points (100.0 pct.).
- Made a 47-yard field goal with 2 seconds remaining in the 1st half to give Miami a 16-10 halftime lead.
- VS. N.Y. JETS (1/8):** 3-for-3 field goals (100.0 pct.).
- Converted a 50-yard field goal attempt with 18 seconds left to give Miami a 9-6 lead and punch the team's ticket to the playoffs.
 - It was the longest game-winning or game-tying field goal by a Dolphins player in the final minute of a game since K Andrew Franks made a 55-yard field goal to send the game into overtime on Dec. 24, 2016 at Buffalo, a game Miami also won to punch its playoff ticket.

POSTSEASON:

- AFC WILD CARD AT BUFFALO (1/15):** 3-for-3 field goals (100.0 pct.); 2-for-2 extra points (100.0 pct.).
- Tied the franchise single-season record for most field goals made in a postseason game with 3.

2021 (MIAMI):

- Played in all 17 games.
 - 23-for-31 field goals (74.2 pct.); 34-for-35 extra points (97.1 pct.).
- AT NEW ENGLAND (9/12):** 1-for-1 field goals (100.0 pct.); 2-for-2 extra points (100.0 pct.).
- Made a 48-yard FG in the 2nd quarter to tie the score 10-10.
- VS. BALTIMORE (11/11):** 3-for-3 field goals (100.0 pct.); 1-for-1 extra points (100.0 pct.).
- Made a 31-yard FG in the 2nd quarter to tie the score 3-3.
 - Made a 22-yard FG in the 2nd quarter to give Miami a 6-3 lead.
 - Made a 29-yard FG in the 4th quarter to extend Miami's lead to 9-3.
- VS. NEW ENGLAND (1/9):** 2-for-2 field goals (100.0 pct.); 3-for-3 extra points (100.0 pct.).
- Made a 30-yard FG in the 2nd quarter to extend Miami's lead to 17-0.
 - Made a 49-yard FG in the 4th quarter to extend Miami's lead to 27-10.
 - It was his 100th career FG.

2020 (MIAMI):

- Played in all 16 games.
- 36-for-39 field goals (92.3 pct.); 36-for-36 extra points (100.0 pct.).
- His 36 field goals made in 2020 ranked 2nd in the NFL.
- His 92.3 field goal percentage in 2020 set a franchise record.

AT SAN FRANCISCO (10/11): 5-for-5 field goals (100.0 pct.); 4-for-4 extra points (100.0 pct.).

- Made FGs from 26, 50, 29, 31 and 49 yards.
- Became the 1st kicker in Dolphins history to have 3 games with at least 5 field goals.

AT ARIZONA (11/8): 2-for-2 field goals (100.0 pct.); 4-for-4 extra points (100.0 pct.).

- Made FGs from 50 and 56 yards.
- Became 1st player in team history to make 2 50+ yd. FGs in the same game.
- His 56-yard FG was the 5th-longest in team history.
- Kicked a 50-yard FG with 3:30 remaining that proved to be the game winner.
- Broke K Olindo Mare's team record of consecutive made field goals with 20.

AT LAS VEGAS (12/26): 4-for-4 field goals (100.0 pct.); 2-for-2 extra points (100.0 pct.).

- Made FGs from 37, 39, 22 and 44 yards.
- Hit a 44-yard FG with 0:01 remaining to give Miami a 26-25 win.

HONORS:

- AFC Special Teams Player of the Week (at San Francisco, 10/11).
- AFC Special Teams Player of the Month (October).
- AFC Special Teams Player of the Month (November).
- AFC Special Teams Player of the Week (at Las Vegas, 12/26).
- 1st-team All-Pro.

2019 (MIAMI):

- Played in all 16 games.
- 23-for-30 field goals (76.7 pct.); 29-for-30 extra points (96.7 pct.).
- Led the NFL with 13 field goals made in the month of December – the most successful field goals in 1 month by an NFL kicker since December 2018 (Justin Tucker, 14).

AT INDIANAPOLIS (11/10): 3-for-3 field goals (100.0 pct.); 1-for-1 extra points (100.0 pct.).

- Made the second game-winning kick of his career with a 48-yard FG with 5:45 left in the game to give Miami a 13-12 lead.
- Converted another 48-yard FG with 3:31 remaining to extend Miami's lead to 4 points.
- Also made a 47-yard FG in the 1st quarter.
- Became 1st Dolphins kicker since 1999 (Olindo Mare) to make 3 FGs of 45+ yards in the same game.

VS. PHILADELPHIA (12/1): 1-for-1 field goals (100.0 pct.); 2-for-3 extra points (66.7 pct.); 1 reception for 1 yard and 1 TD.

- Made a 51-yard FG to extend Miami's lead 37-28 with 3:37 remaining in the game.
- Caught a 1-yard TD pass from P Matt Haack on

4th-and-goal in the 2nd quarter to give Miami a 14-13 lead.

- It was the first TD reception of his career.
- He became the first kicker to catch a touchdown in the NFL since Denver's Jim Turner on Oct. 16, 1977.
- The last time an NFL kicker scored a touchdown was Arizona's Jay Feely on a 5-yard rush on Dec. 12, 2010 vs. Denver.

AT N.Y. JETS (12/8): 7-for-8 field goals (87.5 pct.)

- Made FGs from 22, 25, 28, 31, 53, 48 and 37 yards.
- Broke the single-game franchise record of 6 FGs set by K Olindo Mare on Oct. 17, 1999 at New England.
- Set a franchise record with 8 field goal attempts and is one of just 3 kickers in NFL history to attempt 8 FGs in a game. The last NFL kicker to attempt 8 FGs in a game was Tennessee's Rob Bironas on Oct. 21, 2007 at Houston.
- Became the 8th player in NFL history to kick at least 7 FGs in a game and the 1st since Oct. 14, 2018 when N.Y. Jets K Jason Myers had 7 vs. Indianapolis.

HONORS:

- Caught a 1-yard TD pass from P Matt Haack in the Dec. 1 win vs. Philadelphia, a play dubbed "Mountaineer Shot." The play won the NFL Bridgestone Clutch Performance of the Year.
- AFC Special Teams Player of the Week (at Indianapolis, 11/10).
- AFC Special Teams Player of the Week (vs. Philadelphia, 12/1).
- Became the 4th player in team history to win AFC Special Teams Player of the Week twice in 1 season, joining Olindo Mare (1999), Matt Turk (2001) and Dan Carpenter (2010).
- AFC Special Teams Player of the Month (December).

2018 (MIAMI):

- Played in all 16 games.
- 18-for-20 field goals (90.0 pct.); 35-for-36 extra points (97.2 pct.).
- Was 1 of just 4 NFL kickers to appear in all 16 games and miss 2 or fewer field goals.

VS. TENNESSEE (9/9): 2-for-2 field goals (100.0 pct.); 3-for-3 extra points (100.0 pct.)

- Made his NFL debut and 1st NFL field goal.

VS. CHICAGO (10/14): 3-for-3 field goals (100.0 pct.); 2-for-2 extra points (100.0 pct.).

- Converted a 25-yard field goal in the 3rd quarter to extend Miami's lead 21-13.
- Hit a 47-yard field goal as overtime expired to give the Dolphins a 31-28 win. It was the second-longest game-winning field goal in overtime by a rookie since 1974. Rams K Greg Zuerlein kicked a game-winning 54-yarder as a rookie on 12/2/12.
- It was the first multi-field goal performance of his career.

AT GREEN BAY (11/11): 4-for-4 field goals (100.0 pct.).

- Hit field goals from 37, 25, 47 and 40 yards.

HONORS:

- PFWA All-Rookie Team.

BEFORE THE NFL

COLLEGE (NEW MEXICO):

- 4-year letterman (2014-17).

CAREER: Played in 50 games; 25-of-35 field goals (71.4 pct.) and 111-of-112 PATs (99.1 pct.) for 186 points; 9 special teams tackles; 1 special teams forced fumble; 266 kickoffs and 195 touchbacks.

- Set a school record for consecutive extra points made with 81.
- Set a school record for most 50+ yard field goals (4).

SENIOR (2017): Played in all 12 games; 10-of-15 field goals (66.7 pct.) and 28-of-28 PATs (100.0 pct.) for 58 points; 1 special teams tackle; 48 kickoffs and 39 touchbacks.

- His 81.3 touchback percentage was 3rd in FBS.

JUNIOR (2016): Played in all 13 games; 12-of-13 field goals (92.3 pct.) and 61-of-62 PATs (98.4 pct.) for 97 points; 3 special teams tackles; 84 kickoffs and 69 touchbacks.

- His 83.8 touchback percentage led all of FBS.
- His 59 extra points made set a school record.

SOPHOMORE (2015): Played in all 13 games; 3-of-7 field goals (42.9 pct.) and 22-of-22 PATs (100.0 pct.) for 31 points; 72 kickoffs and 50 touchbacks.

TRUE FRESHMAN (2014): Played in all 12 games; 5 special teams tackles; 1 special teams forced fumble; 62 kickoffs and 37 touchbacks.

HIGH SCHOOL (VILLA PARK HS – VILLA PARK, CALIF.)

- Also played soccer.

SENIOR (2013): 7-of-12 field goals (58.3 pct.) and 31-of-34 PATs (91.2 pct.); 26 punts for 1,170 yards (45.0 avg.); 57 kickoffs and 38 touchbacks.

- Named his league's Special Teams Player of the Year.

JUNIOR (2012): 8-of-15 field goals (53.3 pct.) and 43-of-46 PATs (93.5 pct.); 47 punts for 2,157 yards (45.9 avg.); 81 kickoffs and 54 touchbacks.

- 1st-team all-league.
- 2nd-team all-state.

OFF THE FIELD

COMMUNITY:

2022:

- Participated in the DCC XII Golf Tournament.

2021:

- Volunteered at the Miami Dolphins Food Relief Program Thanksgiving meal distribution with Feeding South Florida to provide 1,000 meal boxes to South Florida families.

2019:

- In 2019, helped distribute 500 Thanksgiving meals purchased through player donations to local South Florida families.

PERSONAL:

- **MAJOR:** Political science with a minor in business.

JASON SANDERS' NFL REGULAR SEASON STATS

YEAR	TEAM	GP	FGM	FGA	PCT	LG	XPM	XPA	PCT	PTS
2018	MIAMI	16	18	20	90.0	50	35	36	97.2	89
2019	MIAMI	16	23	30	76.7	54	29	30	96.7	104
2020	MIAMI	16	36	39	92.3	56	36	36	100.0	144
2021	MIAMI	17	23	31	74.2	51	34	35	97.1	103
2022	MIAMI	17	26	32	81.3	55	41	44	93.2	119
NFL TOTALS		82	126	152	82.9	54	175	181	96.7	553

JASON SANDERS' NFL PLAYOFF STATS

YEAR	TEAM	GP	FGM	FGA	PCT	LG	XPM	XPA	PCT	PTS
2018	MIAMI	1	3	3	100.0	48	2	2	100.0	11
PLAYOFF TOTALS		1	3	3	100.0	48	2	2	100.0	11

SANDERS' GAME-TYING OR WINNING 4TH QUARTER/OVERTIME KICKS (7)

DATE	OPP	SITUATION	DIST.	W/L	FINAL SCORE
1. 10/14/18	vs. Chi.	Tied 28-28 on the final play of overtime	47 yards	W	31-28*
2. 11/10/19	at Ind.	Trailing 12-10 with 5:45 remaining	48 yards	W	16-12
3. 12/22/19	vs. Cin.	Tied 35-35 on the final play of overtime	37 yards	W	38-35*
4. 11/8/20	at Ari.	Tied 31-31 with 3:30 remaining	50 yards	W	34-31
5. 12/26/20	at LV	Trailing 23-25 with 0:06 remaining	44 yards	W	26-25
6. 9/26/21	at LV	Trailing 25-28 with 2:49 remaining in overtime	50 yards	L	28-31*
7. 1/8/23	vs. NYJ	Tied 6-6 with 0:18 remaining	50 yards	W	11-6

* Overtime game

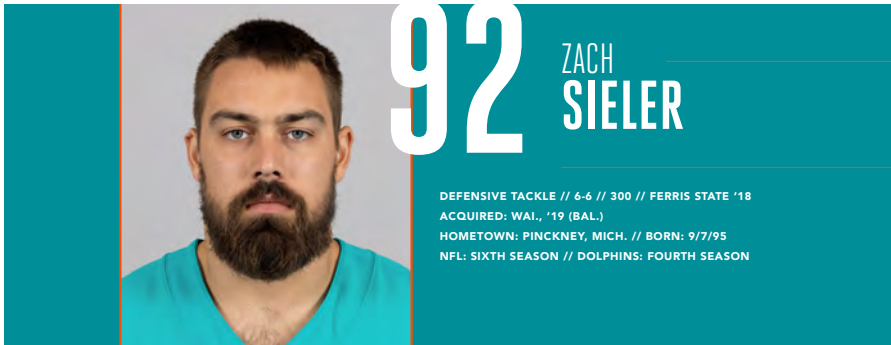
ADDITIONAL STATS

Special Teams Tackles: 1 in 2019, 1 in 2022 for total of 2.

Successful Onside Kicks: 1 in 2019.

Onside Kick Recoveries: 1 in 2019.

Receiving: 1 reception for 1 yard and 1 TD in 2019.



92 ZACH SIELER

DEFENSIVE TACKLE // 6-6 // 300 // FERRIS STATE '18
 ACQUIRED: WAL., '19 (BAL.)
 HOMETOWN: PINCKNEY, MICH. // BORN: 9/7/95
 NFL: SIXTH SEASON // DOLPHINS: FOURTH SEASON

NFL CAREER

TRANSACTIONS:

- Awarded off waivers to Miami on Dec. 5, 2019.
- Waived by Baltimore on Dec. 4, 2019.
- Promoted from Baltimore's practice squad on Oct. 5, 2019.
- Signed to Baltimore's practice squad on Sept. 1, 2019.
- Waived by Baltimore on Aug. 31, 2019.
- 7th-round pick (238th overall) by Baltimore in the 2018 NFL Draft.

CAREER HIGHLIGHTS:

- Played in 59 career games with 33 starts.
- 192 tackles (110 solo), 10.0 sacks, 9 passes defended, 3 forced fumbles and 2 fumble recoveries.
- Started 1 postseason game.
- Finished the 2022 season tied for 5th among NFL defensive linemen in total tackles:

NFL DEFENSIVE LINEMEN TACKLES LEADERS (2022)

PLAYER	TEAM	TOT	SOLO	ASST
1. Christian Wilkins	Mia.	98	59	39
2. Maxx Crosby	LV	87	58	29
3. DeForest Buckner	Ind.	74	44	30
Cameron Heyward	Pit.	74	39	35
5. ZACH SIELER	MIA.	70	41	29
Grover Stewart	Ind.	70	44	26

2022 (MIAMI):

- Played in all 17 games with 15 starts.
- 70 tackles (41 solo), 3.5 sacks, 4 passes defended and 2 forced fumbles.
- His 70 tackles were tied for 5th among NFL defensive linemen.

VS. MINNESOTA (10/16): 3 tackles (2 solo) and 1 forced fumble.

- Forced a fumble by TE Irv Smith Jr. in the 3rd quarter but it was recovered by Minnesota.

VS. DETROIT (10/30): 4 tackles (3 solo), 1.0 sack and 2 passes defended.

- Sacked QB Jared Goff for a loss of 10 yards on a 3rd-and-9 snap in the 4th quarter, forcing a punt.

VS. CLEVELAND (11/13): 4 tackles (3 solo) and 1 forced fumble.

- Forced a fumble of RB Nick Chubb in the 1st quarter that was recovered by CB Xavier Howard.

AT NEW ENGLAND (11/1): 6 tackles (3 solo) and 1.0 sack.

- Sacked QB Mac Jones on a fourth down in the 4th quarter to turn the ball over on downs.

POSTSEASON:

AFC WILD CARD AT BUFFALO (1/15): 6 tackles (3 solo), 2.0 sacks and 1 fumble recovery.

- Scooped up a fumble of QB Josh Allen forced by S Eric Rowe and returned it 5 yards for a go-ahead TD in the 3rd quarter.
- It was the 1st fumble returned for a TD in Dolphins postseason history and 1st defensive TD in a Dolphins playoff game since LB A.J. Duhe returned an interception for a 35-yard TD on Jan. 23, 1983 vs. the N.Y. Jets.
- Split a sack with DT Christian Wilkins of QB Josh Allen on a 3rd-and-8 snap early in the 2nd quarter.
- Split a sack with DT Christian Wilkins of QB Josh Allen on a 2nd-and-8 snap late in the 2nd quarter.
- Sacked QB Josh Allen on a 3rd-and-10 play in the 4th quarter that forced a Bills punt.

2021 (MIAMI):

- Played in all 17 games with 9 starts.
- 62 tackles (33 solo), 2.0 sacks, 3 passes defended, 1 forced fumble and 2 fumble recoveries.

AT NEW ENGLAND (9/12): 3 tackles (2 solo) and 1 fumble recovery.

- Recovered a RB Rhamondre Stevenson forced by S Eric Rowe in the 1st quarter.

AT LAS VEGAS (9/26): 9 tackles (4 solo) and 1 pass defended.

VS. N.Y. JETS (12/19): 3 tackles (2 solo), 1.0 sack, 1 pass defended and 1 forced fumble.

- Strip-sacked QB Zach Wilson in the 4th quarter and the fumble was recovered by DE Emmanuel Ogbah.

AT NEW ORLEANS (12/27): 6 tackles (3 solo) and 1.0 sack.

- Sacked QB Ian Book for a loss of 11 yards in the 4th quarter.

2020 (MIAMI):

- Played in all 16 games with 8 starts.
- 48 tackles (30 solo) and 3.5 sacks.

AT ARIZONA (11/8): 4 tackles (3 solo).

- Teamed up with LB Elandon Roberts to stop RB Chase Edmonds for no gain on a critical 4th-and-1 in the 4th quarter.

VS. CINCINNATI (12/6): 3 solo tackles and 1.0 sack.

- Sacked QB Brandon Allen for a loss of 5 yards in the 4th quarter.
- VS. NEW ENGLAND (12/20):** 5 tackles (3 solo) and 1.0 sack.
- Sacked QB Cam Newton for a loss of 7 yards in the 2nd quarter.

2019 (BALTIMORE/MIAMI):

- Played in 3 games with 1 start with Miami.
- 8 tackles (3 solo), 1.0 sack and 2 passes defended with Miami.
- Inactive for 1 game with Miami.
- Awarded off waivers to Miami on Dec. 5.
- Played in 4 games with Baltimore.
- Inactive for 4 games with Baltimore.
- 3 tackles (2 solo) with Baltimore.

AT CINCINNATI (11/10): 1 solo tackle.

AT N.Y. GIANTS (12/15): 1 assisted tackle.

- Made his Dolphins debut.

VS. CINCINNATI (12/22): 7 tackles (3 solo), 1.0 sack and 2 passes defended.

- Sacked QB Andy Dalton in the 1st quarter. It was his 1st career sack.

2018 (BALTIMORE):

- Played in 2 games.
- Inactive for 14 games.
- 1 solo tackle.

VS. DENVER (9/23): Played but did not record any stats.

- Made his NFL debut.

VS. PITTSBURGH (11/4): 1 solo tackle.

- Made his 1st NFL tackle.

BEFORE THE NFL

COLLEGE (FERRIS STATE):

- 3-year starter (2014-17).
- Became the first player from his school to ever be selected in the NFL Draft.

CAREER: Played in 39 games with 28 starts; 176 tackles (77 solo), 33 sacks 7 forced fumbles, 4 fumble recoveries and 3 passes defended; 2 blocked kicks.

SENIOR (2017): Played in all 13 games; 79 tackles (32 solo), 7 sacks, 2 forced fumbles, 2 fumble recoveries and 2 passes defended; 1 blocked kick.

- 1st-team D2 All-American.
- Great Lakes Intercollegiate Conference (GLIAC) Defensive Lineman of the Year.
- 1st-team All-GLIAC.

JUNIOR (2016): Played in all 15 games; 80 tackles (37 solo), 19.5 sacks, 5 forced fumbles, 2 fumble recoveries and 1 pass defended; 1 blocked kick.

- 1st-team All-GLIAC.
- His 19.5 sacks were a school record and led all of NCAA Division II.

SOPHOMORE (2015): Played in 11 games; 17 tackles (8 solo) and 6.5 sacks.

REDSHIRT FRESHMAN (2014): Did not record any stats.

- Redshirted in 2013.

HIGH SCHOOL (PINCKNEY HS – PINCKNEY, MICH.)

- Also competed in wrestling and track and field.

SENIOR (2012):

- All-conference.

OFF THE FIELD

COMMUNITY:

2022:

- Through his Sieler Safe Haven Foundation, surprised 12 kids with a holiday shopping spree at Dick's Sporting Goods.
- Along with defensive teammates, hosted a Thanksgiving dinner at Hard Rock Stadium for 100 kids from Big Brothers Big Sisters of Broward and Miami.
- Established the Sieler Safe Haven Foundation to impact young people of all abilities through a passion for the outdoors and cultural enrichment.

2021:

- Participated in a class visit for Day of Persons with Disabilities with South Florida Special Olympics athletes.
- Volunteered at the Miami Dolphins Food Relief Program Thanksgiving meal distribution with Feeding South Florida to provide 1,000 meal boxes to South Florida families.

PERSONAL:

- **PRONUNCIATION:** Last name is pronounced SEE-ler.
- **MAJOR:** Mechanical engineering.

ZACH SIELER'S NFL REGULAR SEASON STATS

YEAR	TEAM	GP	GS	TACKLES				INTERCEPTIONS					FUMBLES			
				TOT	SOLO	ASST	SK	YDS	INT	YDS	LG	TD	PD	FF	FR	
2018	BALTIMORE	2	0	1	1	0	0.0	0.0	0	0	0	0	0	0	0	0
2019	BALTIMORE	4	0	3	2	1	0.0	0.0	0	0	0	0	0	0	0	0
	MIAMI	3	1	8	3	5	1.0	8.0	0	0	0	0	2	0	0	0
2020	MIAMI	16	8	48	30	18	3.5	23.5	0	0	0	0	0	0	0	0
2021	MIAMI	17	9	62	33	29	2.0	18.0	0	0	0	0	3	1	2	
2022	MIAMI	17	15	70	41	29	3.5	31.5	0	0	0	0	4	2	0	
NFL TOTALS		59	33	192	110	82	10.0	81.0	0	0	0	0	9	3	2	

ZACH SIELER'S NFL PLAYOFF STATS

YEAR	TEAM	GP	GS	TACKLES				INTERCEPTIONS					FUMBLES			
				TOT	SOLO	ASST	SK	YDS	INT	YDS	LG	TD	PD	FF	FR	
2022	MIAMI	1	1	6	3	3	2.0	4.0	0	0	0	0	0	0	1	
PLAYOFF TOTALS		1	1	6	3	3	2.0	4.0	0	0	0	0	0	0	1	


ADDITIONAL STATS

Defensive Touchdowns: 5-yard fumble return at Buffalo (1/15/23 – AFC Wild Card).

SINGLE-GAME CAREER HIGHS

Tackles:	9	at Las Vegas, 9/26/21
Sacks:	2.0	at Buffalo, 1/15/23*
Passes Defensed:	2	Twice, last: at Detroit, 10/30/22
Forced Fumbles:	1	3 times, last: vs. Cleveland, 11/13/22
Fumble Recoveries:	1	3 times, last: at Buffalo, 1/15/23*

* AFC Wild Card game



24

CAM SMITH

CORNERBACK // 6-1 // 180 // SOUTH CAROLINA '23
 ACQUIRED: D2, '23
 HOMETOWN: BLYTHEWOOD, S.C. // BORN: 12/21/00
 NFL: ROOKIE SEASON // DOLPHINS: ROOKIE SEASON

NFL CAREER

TRANSACTIONS:

- 2nd-round pick (51st overall) by Miami in the 2023 NFL Draft.

BEFORE THE NFL

COLLEGE (SOUTH CAROLINA):

- 4-year letterman (2019-22) and 2-year starter.

CAREER: Played in 33 games with 19 starts; 91 tackles (69 solo), 6 interceptions, 24 passes defended and 1 forced fumble; 1 blocked field goal.

JUNIOR (2022): Played in 11 games with 9 starts; 27 tackles (23 solo), 1 interception and 6 passes defended; 1 blocked field goal.

- 2nd-team All-SEC.

SOPHOMORE (2021): Played in 11 games with 7 starts; 41 tackles (31 solo), 3 interceptions, 14 passes defended and 1 forced fumble.

- 2nd-team All-SEC.

- His 14 passes defended led the team.

REDSHIRT FRESHMAN (2020): Played in 8 games with 3 starts; 16 tackles (10 solo), 2 interceptions and 4 passes defended.

- His 2 interceptions were tied for the team lead.

TRUE FRESHMAN (2019): Played in 3 games; 7 tackles (5 solo).

- Redshirted

HIGH SCHOOL (WESTWOOD HS – BLYTHEWOOD, S.C.)

- Also played 3 seasons at Fort Meade High School in Maryland.

SENIOR (2018): 65 tackles, 16 passes defended and 4 forced fumbles.

OFF THE FIELD

PERSONAL:

- **MAJOR:** Experimental psychology.

CAM SMITH'S COLLEGE STATS

YEAR	TEAM	GP	GS	TACKLES					INTERCEPTIONS					FUMBLES		
				TOT	SOLO	ASST	SK	YDS	INT	YDS	LG	TD	PD	FF	FR	
2019	SOUTH CAROLINA	3	0	7	5	2	0.0	0.0	0	0	0	0	0	0	0	0
2020	SOUTH CAROLINA	8	3	16	10	6	0.0	0.0	2	0	0	0	0	4	0	0
2021	SOUTH CAROLINA	11	7	41	31	10	0.0	0.0	3	0	0	0	14	1	0	0
2022	SOUTH CAROLINA	11	9	27	23	4	0.0	0.0	1	0	0	0	6	0	0	0
NCAA TOTALS		33	19	91	69	22	0.0	0.0	6	0	0	0	24	1	0	0



TACKLE // 6-5 // 306 // FAYETTEVILLE STATE '21
ACQUIRED: FA, '21
HOMETOWN: LUMBERTON, N.C. // BORN: 10/7/98
NFL: FIRST SEASON // DOLPHINS: FIRST SEASON

NFL CAREER

TRANSACTIONS:

- Signed to Miami's practice squad on Sept. 5, 2022.
- Waived by Miami on Aug. 30, 2022.
- Signed to Miami's practice squad on Sept. 2, 2021.
- Waived by Atlanta on Aug. 31, 2021.
- Signed by Atlanta as an undrafted college free agent on May 14, 2021.

2022 (MIAMI):

- Dressed but did not play 3 games.
- Spent the rest of the season on Miami's practice squad.

2021 (ATLANTA/MIAMI):

- Spent the entire season on Miami's practice squad.
- Spent the offseason and training camp with Atlanta.

BEFORE THE NFL

COLLEGE (FAYETTEVILLE STATE):

- 3-year starter (2016-17, 19).

REDSHIRT JUNIOR (2019):

- 1st-team All-CIAA.

HIGH SCHOOL (LUMBERTON HS – LUMBERTON, N.C.)

- Also competed in track and field.

OFF THE FIELD

COMMUNITY:

2021:

- Along with fellow Dolphins rookies, teamed up with Neighbors4Neighbors to provide South Florida families with holiday gifts.
- Volunteered at the Miami Dolphins Food Relief Program Thanksgiving meal distribution with Feeding South Florida to provide 1,000 meal boxes to South Florida families.

PERSONAL:

- **MAJOR:** Criminal justice with a minor in psychology.



81

DURHAM SMYTHE

TIGHT END // 6-6 // 246 // NOTRE DAME '18
ACQUIRED: D4A, '18
HOMETOWN: BELTON, TEXAS // BORN: 8/9/95
NFL: FIFTH SEASON // DOLPHINS: FIFTH SEASON

NFL CAREER

TRANSACTIONS:

- 4th-round pick (123rd overall) by Miami in the 2018 NFL Draft.

CAREER HIGHLIGHTS:

- Played in 79 career games with 56 starts.
- 88 receptions for 809 yards (9.2 avg.) and 3 TDs.
- 4 carries for 4 yards (1.0 avg.) and 1 TD.
- 8 kickoff returns for 77 yards (9.6 avg.).
- 11 special teams tackles (8 solo).
- 3 miscellaneous tackles.
- Started 1 postseason game.

2022 (MIAMI):

- Played in 16 games with 15 starts.
- Inactive for 1 game.
- 15 receptions for 129 yards (8.6 avg.) and 1 TD.
- 2 carries for 1 yard (0.5 avg.) and 1 TD.
- 2 kickoff returns for 27 yards (13.5 avg.).
- 2 special teams tackles (1 solo).
- 2 miscellaneous tackles.

VS. BUFFALO (9/25): 3 receptions for 23 yards (7.7 avg.).

AT N.Y. JETS (10/9): 1 reception for 8 yards; 1 carry for 1 yard and 1 TD.

- Lined up under center and moved the pile into the end zone for a 1-yard TD run, the 1st TD run of his career.

VS. HOUSTON (11/27): 1 reception for 4 yards and 1 TD.

- Caught a 4-yard TD pass from QB Tua Tagovailoa on a 2nd-and-goal snap from the 4-yard line in the 1st quarter.

POSTSEASON:

AFC WILD CARD AT BUFFALO (1/15): 1 reception for 20 yards.

2021 (MIAMI):

- Played in all 17 games with 12 starts.
- 34 receptions for 357 yards (10.5 avg.).
- 2 carries for 3 yards (1.5 avg.).
- 2 special teams tackles (1 solo).

AT JACKSONVILLE IN LONDON (10/17): 5 receptions for 59 yards (11.8 avg.).

VS. ATLANTA (10/24): 3 receptions for 37 yards (12.3 avg.).

AT N.Y. JETS (11/21): 4 receptions for 37 yards (9.3 avg.).

2020 (MIAMI):

- Played in 15 games with 13 starts.
- Inactive for 1 game.
- 26 receptions for 208 yards (8.0 avg.) and 2 TDs.

VS. N.Y. JETS (10/18): 1 reception for 4 yards and 1 TD.

- Caught a 4-yard TD pass from QB Ryan Fitzpatrick in the 2nd quarter to extend Miami's lead to 21-0.
- It was his 1st career TD.

VS. L.A. CHARGERS (11/15): 2 receptions for 9 yards (4.5 avg.) and 1 TD.

- Caught a 2-yard TD pass from QB Tua Tagovailoa in the 4th quarter to extend Miami's lead to 26-14.

VS. NEW ENGLAND (12/20): 5 receptions for 40 yards (8.0 avg.).

2019 (MIAMI):

- Played in all 16 games with 14 starts.
- 7 receptions for 65 yards (9.3 avg.).
- 4 kickoff returns for 45 yards (11.3 avg.).
- 7 special teams tackles (6 solo).
- 1 miscellaneous tackle.

VS. NEW ENGLAND (9/15): 1 reception for 24 yards.

VS. PHILADELPHIA (12/1): 2 receptions for 13 yards (6.5 avg.); 1 kickoff return for 6 yards.

VS. CINCINNATI (12/22): 2 receptions for 18 yards (9.0 avg.); 1 solo special teams tackle.

2018 (MIAMI):

- Played in 15 games with 2 starts.
- Inactive for 1 game.
- 6 receptions for 50 yards (8.3 avg.).
- 1 kickoff return for 0 yards (0.0 avg.).

AT INDIANAPOLIS (11/25): 2 receptions for 27 yards (13.5 avg.).

- Made 1st career start.
- Made 1st career reception on a 21-yard pass from QB Ryan Tannehill.

VS. JACKSONVILLE (12/23): 1 reception for 9 yards (9.0 avg.).

AT BUFFALO (12/30): 3 receptions for 14 yards (4.7 avg.).

BEFORE THE NFL

COLLEGE (NOTRE DAME):

- 4-year letterman (2014-17) and 2-year starter.

CAREER: Played in 41 games with 28 starts; 28 receptions for 381 yards (13.6 avg.) and 6 TDs.

SENIOR (2017): Started all 13 games; 15 receptions for 244 yards (16.3 avg.) and 1 TD.

- Helped block for the 7th-best rushing offense in FBS (269.3 rushing yards per game), the school's best finish since 1995.
- Helped the school set a single-season rushing record with 3,503 rushing yards.

JUNIOR (2016): Started all 12 games; 9 receptions for 112 yards (12.4 avg.) and 4 TDs.

SOPHOMORE (2015): 3 starts; 3 receptions for 18 yards (6.0 avg.) and 1 TD.

REDSHIRT FRESHMAN (2014): Played in all 13 games; 1 reception for 7 yards.

- Redshirted in 2013.

HIGH SCHOOL (BELTON HS – BELTON, TEXAS)

- Played defensive end as a freshman before moving to tight end.

SENIOR (2012): 37 receptions for 547 yards (14.8 avg.) and 6 TDs.

- 1st-team all-district.

JUNIOR (2011): 22 receptions for 341 yards (15.5 avg.) and 3 TDs.

- 1st-team all-district.

SOPHOMORE (2010): 8 receptions for 120 yards (15.0 avg.) and 2 TDs.

OFF THE FIELD

COMMUNITY:

2021:

- Volunteered at the Miami Dolphins holiday event to spend time with and provide dinner and children's gifts for South Florida families.
- Volunteered at the Miami Dolphins Food Relief Program Thanksgiving meal distribution with feeding South Florida to provide 1,000 meal boxes to South Florida families.

PERSONAL:

- **PRONUNCIATION:** Last name is pronounced sm-eye-th.

DURHAM SMYTHE'S NFL REGULAR SEASON STATS

YEAR	TEAM	GP	GS	RECEIVING					RUSHING				
				REC	YDS	AVG	LG	TD	ATT	YDS	AVG	LG	TD
2018	MIAMI	15	2	6	50	8.3	21	0	0	0	0.0	0	0
2019	MIAMI	16	14	7	65	9.3	24	0	0	0	0.0	0	0
2020	MIAMI	15	13	26	208	8.0	19	2	0	0	0.0	0	0
2021	MIAMI	17	12	34	357	10.5	25	0	2	3	1.5	2	0
2022	MIAMI	16	15	15	129	8.6	26	1	2	1	0.5	1t	1
NFL TOTALS		79	56	88	809	9.2	26	3	4	4	1.0	1t	1

DURHAM SMYTHE'S NFL PLAYOFF STATS

YEAR	TEAM	GP	GS	RECEIVING					RUSHING				
				REC	YDS	AVG	LG	TD	ATT	YDS	AVG	LG	TD
2022	MIAMI	1	1	1	20	20.0	20	0	0	0	0.0	0	0
PLAYOFF TOTALS		1	1	1	20	20.0	20	0	0	0	0.0	0	0

ADDITIONAL STATS

Special Teams Tackles: 7 in 2019, 2 in 2021, 2 in 2022 for total of 11.

Miscellaneous Tackles: 1 in 2019 and 2 in 2022 for total of 3.

Kickoff Returns: 1 for 0 yards in 2018, 4 for 45 yards in 2019, 1 in 2020 for 5 yards, 2 in 2022 for 27 yards for total of 8 for 77 yards (9.6 avg.).

Miscellaneous Fumble Recoveries: 1 in 2018.

SINGLE-GAME CAREER HIGHS

Receptions:	5	3 times, last: vs. Carolina, 11/28/21
Receiving Yards:	59	at Jacksonville in London, 10/17/21
Longest Reception:	26	vs. N.Y. Jets, 1/8/23
Receiving TDs:	1	3 times, last: vs. Houston, 11/27/22

2018 GAME-BY-GAME STATS (MIAMI)

DATE	OPPONENT	P/S	REC	YDS	AVG	LG	TD
09/09	TENNESSEE	1/0	0	0	0.0	0	0
09/16	at N.Y. Jets	1/0	0	0	0.0	0	0
09/23	OAKLAND	1/0	0	0	0.0	0	0
09/30	at New England	1/0	0	0	0.0	0	0
10/07	at Cincinnati	1/0	0	0	0.0	0	0
10/14	CHICAGO	1/0	0	0	0.0	0	0
10/21	DETROIT	1/0	0	0	0.0	0	0
10/25	at Houston	1/0	0	0	0.0	0	0
11/04	N.Y. JETS	1/0	0	0	0.0	-	0
11/11	at Green Bay				INACTIVE		
11/25	at Indianapolis	1/1	2	27	13.5	21	0
12/02	BUFFALO	1/0	0	0	0.0	0	0
12/09	NEW ENGLAND	1/0	0	0	0.0	0	0
12/16	at Minnesota	1/1	0	0	0.0	0	0
12/23	JACKSONVILLE	1/0	1	9	9.0	9	0
12/30	at Buffalo	1/0	3	14	4.7	5	0
2018 TOTALS		15/2	6	50	8.3	21	0

2019 GAME-BY-GAME STATS (MIAMI)

DATE	OPPONENT	P/S	REC	YDS	AVG	LG	TD
09/08	BALTIMORE	1/1	0	0	0.0	0	0
09/15	NEW ENGLAND	1/1	1	24	24.0	24	0
09/22	at Dallas	1/1	0	0	0.0	0	0
09/29	L.A. CHARGERS	1/0	0	0	0.0	0	0
10/13	WASHINGTON	1/1	0	0	0.0	0	0
10/20	at Buffalo	1/1	0	0	0.0	0	0
10/28	at Pittsburgh	1/1	0	0	0.0	0	0
11/03	N.Y. JETS	1/1	0	0	0.0	0	0
11/10	at Indianapolis	1/0	0	0	0.0	0	0
11/17	BUFFALO	1/1	0	0	0.0	0	0
11/24	at Cleveland	1/1	0	0	0.0	0	0
12/01	PHILADELPHIA	1/1	2	13	6.5	7	0
12/08	at N.Y. Jets	1/1	1	2	2.0	2	0
12/15	at N.Y. Giants	1/1	0	0	0.0	0	0
12/22	CINCINNATI	1/1	2	18	9.0	13	0
12/29	at New England	1/1	1	8	8.0	8	0
2019 TOTALS		16/14	7	65	9.3	24	0

2020 GAME-BY-GAME STATS (MIAMI)

DATE	OPPONENT	P/S	REC	YDS	AVG	LG	TD	
09/13	at New England	1/1	0	0	0.0	0	0	
09/20	BUFFALO	1/0	0	0	0.0	0	0	
09/24	at Jacksonville	1/1	1	7	7.0	7	0	
10/04	SEATTLE	1/1	2	30	15.0	18	0	
10/11	at San Francisco		INACTIVE					
10/18	N.Y. JETS	1/0	1	4	4.0	4t	1	
11/01	L.A. RAMS	1/1	2	16	8.0	8	0	
11/08	at Arizona	1/1	1	19	19.0	19	0	
11/15	L.A. CHARGERS	1/1	2	9	4.5	7	1	
11/22	at Denver	1/1	0	0	0.0	0	0	
11/29	at N.Y. Jets	1/1	3	19	6.3	12	0	
12/06	CINCINNATI	1/1	2	16	8.0	11	0	
12/13	KANSAS CITY	1/1	2	19	9.5	10	0	
12/20	NEW ENGLAND	1/1	5	40	8.0	15	0	
12/26	at Las Vegas	1/1	2	6	3.0	5	0	
01/03	at Buffalo	1/1	3	23	7.7	11	0	
2020 TOTALS		15/13	26	208	8.0	19	2	

2021 GAME-BY-GAME STATS (MIAMI)

DATE	OPPONENT	P/S	REC	YDS	AVG	LG	TD
09/12	at New England	1/1	1	9	9.0	9	0
09/19	BUFFALO	1/1	0	0	0.0	-	0
09/26	at Las Vegas	1/0	0	0	0.0	-	0
10/03	INDIANAPOLIS	1/1	2	6	3.0	4	0
10/10	at Tampa Bay	1/0	2	23	11.5	21	0
10/17	at Jacksonville	1/1	5	59	11.8	25	0
10/24	ATLANTA	1/0	3	37	12.3	18	0
10/31	at Buffalo	1/1	0	0	0.0	-	0
11/07	HOUSTON	1/0	2	27	13.5	21	0
11/11	BALTIMORE	1/1	1	23	23.0	23	0
11/21	at N.Y. Jets	1/0	4	37	9.3	18	0
11/28	CAROLINA	1/1	5	32	6.4	11	0
12/05	N.Y. GIANTS	1/1	0	0	0.0	-	0
12/19	N.Y. JETS	1/1	1	4	4.0	4	0
12/27	at New Orleans	1/1	3	31	10.3	13	0
01/02	at Tennessee	1/1	3	37	12.3	21	0
01/09	NEW ENGLAND	1/1	2	32	16.0	17	0
2021 TOTALS		17/12	34	357	10.5	25	0

2022 GAME-BY-GAME STATS (MIAMI)

DATE	OPPONENT	P/S	REC	YDS	AVG	LG	TD	
09/11	NEW ENGLAND	1/1	1	14	14.0	14	0	
09/18	at Baltimore	1/1	1	5	5.0	5	0	
09/25	BUFFALO	1/1	3	23	7.7	13	0	
09/29	at Cincinnati	1/1	0	0	0.0	-	0	
10/09	at N.Y. Jets	1/1	1	8	8.0	8	0	
10/16	MINNESOTA		INACTIVE					
10/23	PITTSBURGH	1/1	0	0	0.0	-	0	
10/30	at Detroit	1/1	0	0	0.0	-	0	
11/06	at Chicago	1/1	0	0	0.0	-	0	
11/13	CLEVELAND	1/1	0	0	0.0	-	0	
11/27	HOUSTON	1/1	1	4	4.0	4t	1	
12/04	at San Francisco	1/0	2	21	10.5	19	0	
12/11	at L.A. Chargers	1/1	0	0	0.0	-	0	
12/17	at Buffalo	1/1	1	-2	-2.0	-2	0	
12/25	GREEN BAY	1/1	1	8	8.0	8	0	
01/01	at New England	1/1	1	9	9.0	9	0	
01/08	N.Y. JETS	1/1	3	39	13.0	26	0	
2022 TOTALS		16/15	15	129	8.6	26	1	

DATE	OPPONENT	P/S	REC	YDS	AVG	LG	TD
01/15	at Buffalo*	1/1	1	20	20.0	20	0

*AFC Wild Card game



1

TUA TAGOVAILOA

QUARTERBACK // 6-1 // 227 // ALABAMA '20
 ACQUIRED: D1A, '20
 HOMETOWN: EWA BEACH, HAWAII // BORN: 3/2/98
 NFL: FOURTH SEASON // DOLPHINS: FOURTH SEASON

C 2022, 2023

NFL CAREER

TRANSACTIONS:

- 1st-round pick (5th overall) by Miami in the 2020 NFL Draft.

CAREER HONORS:

- No. 82 on the NFL Network Top 100 list in 2023.
- 2022 Don Shula Leadership Award.
- 2022 Polynesian Offensive Player of the Year.
- FedEx Air NFL Player of the Week (vs. Cleveland, 11/13/22).
- FedEx Air NFL Player of the Week (at Chicago, 11/6/22).
- FedEx Air NFL Player of the Week (at Detroit, 10/30/22).
- AFC Offensive Player of the Week (at Baltimore, 9/18/22).
- FedEx Air NFL Player of the Week (at Baltimore, 9/18/22).
- Pepsi NFL Rookie of the Week (vs. Kansas City, 12/13/20).
- Pepsi NFL Rookie of the Week (vs. Cincinnati, 12/6/20).

CAREER HIGHLIGHTS:

- Played in 36 career games with 34 starts.
- 708-of-1,078 passing (65.7 pct.) for 8,015 yards, 52 TDs and a QB rating of 95.0.
- 102 carries for 307 yards (3.0 avg.) and 6 TDs.
- 1 miscellaneous tackle.
- His 95.0 passer rating is the best in team history:

HIGHEST PASSER RATING IN DOLPHINS HISTORY (min. 250 att.)

PLAYER	YRS	RATING
1. TUA TAGOVAILOA	2020-22	95.0
2. Chad Pennington	2008-10	94.5
3. Ryan Fitzpatrick	2019-20	89.0
4. Ryan Tannehill	2012-18	87.0
5. Dan Marino	1983-99	86.4

- His 65.7 completion percentage is 2nd-best in team history:

HIGHEST COMPLETION PERCENTAGE IN DOLPHINS HISTORY (min. 150 comp.)

PLAYER	YRS	ATT	CMP	PCT.
1. Chad Pennington	2008-10	552	373	67.6
2. TUA TAGOVAILOA	2020-22	1,078	708	65.7
3. Ryan Fitzpatrick	2019-20	769	494	64.2
4. Ryan Tannehill	2012-18	2,911	1,829	62.8
5. Jay Cutler	2017	429	266	62.0

- His 2.13 interception rate is 3rd-lowest in team history:

LOWEST INTERCEPTION RATE IN DOLPHINS HISTORY (min. 250 att.)

PLAYER	YRS	ATT	INT	INT%
1. Chad Pennington	2008-10	552	9	1.63
2. Cleo Lemon	2005-07	377	7	1.86
3. TUA TAGOVAILOA	2020-22	1,078	23	2.13
4. Ryan Tannehill	2012-18	2,911	75	2.58
5. Gus Frerotte	2005	494	13	2.63

- His seven 300-yard passing games are tied for the 4th-most in Dolphins history:

MOST 300-YARD PASSING GAMES IN DOLPHINS HISTORY

PLAYER	YRS	300+ YD GAMES
1. Dan Marino	1983-99	63
2. Ryan Tannehill	2012-18	16
3. TUA TAGOVAILOA	2020-22	7
Ryan Fitzpatrick	2019-20	7
Chad Henne	2008-11	7

- His 96.3 career third-down passer rating is 8th-best in the NFL in the past decade:

NFL PASSER RATING LEADERS ON THIRD DOWN (SINCE 2013)

PLAYER	TEAM	RATING
1. Patrick Mahomes	Kansas City	109.8
2. Joe Burrow	Cincinnati	103.0
3. Gardner Minshew	Philadelphia	100.8
4. Aaron Rodgers	Green Bay	100.7
5. Tom Brady	NE/TB	97.2
6. Drew Brees	New Orleans	96.9
7. Justin Herbert	L.A. Chargers	96.8
8. TUA TAGOVAILOA	MIAMI	96.3

- In 2022, he became the youngest NFL quarterback since 1984 (Dan Marino) to lead the league in passer rating:

NFL PASSER RATING LEADERS (2022)

PLAYER	TEAM	RATING
1. TUA TAGOVAILOA	MIAMI	105.5
2. Patrick Mahomes	Kansas City	105.2
3. Jimmy Garoppolo	San Francisco	103.0
4. Jalen Hurts	Philadelphia	101.5

- His 112.2 red zone passer rating led the NFL in 2022:

NFL RED ZONE PASSER RATING LEADERS (2022)			
PLAYER	TEAM	RATING	
1. TUA TAGOAVILOA	MIAMI	112.2	
2. Andy Dalton	New Orleans	109.9	
3. Ryan Tannehill	Tennessee	107.8	
4. Dak Prescott	Dallas	106.0	
5. Justin Fields	Chicago	105.7	

- His 130.1 third-down passer rating led the NFL in 2022:

NFL THIRD-DOWN PASSER RATING LEADERS (2022)			
PLAYER	TEAM	RATING	
1. TUA TAGOAVILOA	MIAMI	130.1	
2. Jimmy Garoppolo	San Francisco	112.8	
3. Joe Burrow	Cincinnati	112.2	
4. Patrick Mahomes	Kansas City	105.8	
5. Geno Smith	Seattle	104.6	

- His 6 passing TDs on Sept. 18, 2022 at Baltimore were tied for the most in Dolphins history:

MOST PASSING TDs IN DOLPHINS HISTORY (SINGLE GAME)				
PLAYER	DATE, OPP	YDS	TDs	
1. TUA TAGOAVILOA	9/18/22, AT BAL.	469	6	
	Dan Marino	9/21/86, at NYJ	6	
	Bob Griese	11/24/77, at StL	6	
4. Dan Marino	Five times		5	

- His 469 passing yards on Sept. 18, 2022 at Baltimore were the 4th-most in Dolphins history:

MOST PASSING YARDS IN DOLPHINS HISTORY (SINGLE GAME)			
PLAYER	DATE, OPP	YDS	
1. Dan Marino	10/23/88, vs. NYJ	521	
2. Dan Marino	9/4/94, vs. NE	473	
3. Dan Marino	12/2/84, vs. LAR	470	
4. TUA TAGOAVILOA	9/18/22, AT BAL.	469	
5. Dan Marino	10/1/95, at Cin.	450	

- His 36 completions on Sept. 18, 2022 at Baltimore were the 4th-most in Dolphins history:

MOST COMPLETIONS IN DOLPHINS HISTORY (SINGLE GAME)			
PLAYER	DATE, OPP	COMP.	
1. Dan Marino	11/16/86, at Buf.	39	
2. Dan Marino	11/23/97, at NE	38	
3. TUA TAGOAVILOA	9/18/22, AT BAL.	36	
4. Dan Marino	Six times	35	

- Became 3rd rookie QB in Super Bowl era (Dak Prescott and Kyle Allen) to not throw an interception in his 1st 5 career starts (min. 100 att.).
- Became the 1st Dolphins rookie QB in team history to win each of his 1st 3 starts.
- Did not throw an interception in 5 consecutive starts (Games 7-10, 12 of the 2020 season), trying the franchise record (Jay Fiedler) for most consecutive starts without an interception.
- Joined QB Carson Wentz (Philadelphia) as only rookie QBs in the Super Bowl era to win each of his 1st 3 NFL starts and not throw an interception.
- His 64.1 completion percentage in 2020 was the best by a rookie in team history:

HIGHEST COMPLETION PERCENTAGE BY A ROOKIE IN DOLPHINS HISTORY (min. 75 comp.)					
PLAYER	YRS	ATT	COMP	PCT.	
1. TUA TAGOAVILOA	2020	290	186	64.1	
2. Dan Marino	1983	296	173	58.4	
3. Ryan Tannehill	2012	484	282	58.3	
4. David Woodley	1980	327	176	53.8	

- His 87.1 passer rating in 2020 was the 2nd-best by a rookie in team history behind only Hall-of-Famer Dan Marino:

HIGHEST PASSER RATING BY A ROOKIE IN DOLPHINS HISTORY (min. 150 att.)			
PLAYER	YRS	RATING	
1. Dan Marino	1983	96.0	
2. TUA TAGOAVILOA	2020	87.1	
3. Ryan Tannehill	2012	76.1	

- Is a 2-time team captain (2022-23).

2023 (MIAMI):

HONORS:

- No. 82 on the NFL Network Top 100 list.

2022 (MIAMI):

- Started 13 games.
- Inactive for 4 games.
- 259-of-400 passing (64.8 pct.) for 3,548 yards, 25 TDs and a QB rating of 105.5.
- 24 carries for 70 yards (2.9 avg.).
- Led the NFL in passer rating (105.5), red zone passer rating (112.2) and third-down passer rating (130.1).
- Became the youngest NFL quarterback since 1984 (Dan Marino) to lead the NFL in passer rating.
- Served as a team captain.

AT BALTIMORE (9/18): 36-of-50 passing (72.0 pct.) for 469 yards, 6 TDs and a QB rating of 124.1; 1 carry for 1 yard.

- Led the largest fourth-quarter comeback (21 points) and road comeback in franchise history.
- Connected on TD passes of 48 and 60 yards to WR Tyreek Hill in the second half.
- Found WR Jaylen Waddle for a 7-yard TD with 14 seconds left to win the game.
- His 6 passing TDs tied a franchise record with Hall of Fame QBs Dan Marino and Bob Griese.
- His 4 passing TDs in the 4th quarter were a Dolphins record.
- His 461 passing yards were the 4th-most in a game in team history and most by anyone not named QB Dan Marino.
- His 36 completions were the 3rd-most in a game in Dolphins annals.
- Became the 2nd-youngest NFL player since 1950 (Patrick Mahomes) to throw for 450+ yards and 6+ TDs in a game.

AT DETROIT (10/30): 29-of-36 passing (80.6 pct.) for 382 yards, 3 TDs and a QB rating of 138.7; 5 carries for 19 yards (3.8 avg.).

- Completed TD passes to WR Jaylen Waddle twice (5 and 29 yards) and TE Mike Gesicki (11 yards) in the win.
- Threw for 300 yards for the 2nd time in the

season.

- Had 253 passing yards and a 144.7 passer rating in the 1st half.
- Surpassed QB David Woodley (5,928) for sixth place in the team's all-time passing yards chart.

AT CHICAGO (11/6): 21-of-30 passing (70.0 pct.) for 302 yards, 3 TDs and a QB rating of 135.7.

- Became the first QB in franchise history to post back-to-back games with 300+ yards passing, 3+ passing TDs and 0 interceptions.
- Completed a 3-yard TD pass to WR Tyreek Hill in the 2nd quarter.
- Threw 2 TD passes in the 3rd quarter – 1 to WR Jaylen Waddle (18 yards) and 1 to RB Jeff Wilson Jr. (10 yards).

POSTSEASON:

AFC WILD CARD AT BUFFALO (1/15): Inactive.

HONORS:

- Don Shula Leadership Award
- Polynesian Pro Football Offensive Player of the Year.
- FedEx Air NFL Player of the Week (vs. Cleveland, 11/13).
- FedEx Air NFL Player of the Week (at Chicago, 11/6).
- FedEx Air NFL Player of the Week (at Detroit, 10/30).
- AFC Offensive Player of the Week (at Baltimore, 9/18).
- FedEx Air NFL Player of the Week (at Baltimore, 9/18).

2021 (MIAMI):

- Played in 13 games with 12 starts.
- Dressed but did not play in 1 game.
- Missed 3 games after being placed on injured reserve on Sept. 25 and activated on Oct. 16.
- 263-of-388 passing (67.8 pct.) for 2,653 yards, 16 TDs and a QB rating of 90.1.
- 42 carries for 128 yards (3.0 avg.) and 3 TDs.
- 1 assisted miscellaneous tackle.
- 2 miscellaneous fumble recoveries.

AT JACKSONVILLE IN LONDON (10/17): 33-of-47 passing (70.2 pct.) for 329 yards, 2 TDs and a QB rating of 95.1; 3 carries for 22 yards (7.3 avg.).

- Completed a 6-yard TD pass to WR Jaylen Waddle in the 1st quarter to give Miami a 7-0 lead.
- Completed a 2-yard TD pass to WR Jaylen Waddle in the 4th quarter.

VS. ATLANTA (10/24): 32-of-40 passing (80.0 pct.) for 291 yards, 4 TDs and a QB rating of 109.5.

- Completed a 10-yard TD pass to WR Isaiah Ford in the 1st quarter to give Miami a 7-0 lead.
- Completed a 6-yard TD pass to TE Mike Gesicki in the 3rd quarter.
- Completed a 7-yard TD pass to RB Myles Gaskin in the 4th quarter.
- Completed a 4-yard TD pass to WR Mack Hollins in the 4th quarter to give Miami a 28-27 lead.

VS. BALTIMORE (11/11): 8-of-13 passing (61.5 pct.) for 158 yards for a QB rating of 104.0; 3 carries for 0 yards and 1 TD.

- Scored on a 1-yard TD run in the 4th quarter to

extend Miami's lead to 22-10.

AT N.Y. JETS (11/21): 27-of-33 passing (81.8 pct.) for 273 yards and 2 TDs for a QB rating of 108.7; 3 carries for 6 yards (2.0 avg.).

- Completed a 65-yard TD pass to WR Mack Hollins in the 3rd quarter to give Miami a 14-7 lead.
- Completed a 5-yard TD pass to RB Myles Gaskin in the 4th quarter to give Miami a 21-14 lead.

2020 (MIAMI):

- Played in 10 games with 9 starts.
- Inactive for 1 game.
- Dressed but did not play in 5 games.
- 186-of-290 passing (64.1 pct.) for 1,814 yards, 11 TDs and a QB rating of 87.1.
- 36 carries for 109 yards (3.0 avg.) and 3 TDs.
- 1 miscellaneous tackle.

VS. N.Y. JETS (10/18): 2-of-2 passing (100.0 pct.) for 9 yards for a QB rating of 85.4.

- Made his NFL and Dolphins debut.
- Became the 4th left-handed QB to throw a pass for the Dolphins, joining Jim Del Gaizo, Scott Mitchell and Pat White.

AT ARIZONA (11/8): 20-of-28 passing (71.4 pct.) for 248 yards, 2 TDs and a QB rating of 122.3; 7 carries for 35 yards (5.0 avg.).

- Completed a 9-yard TD pass to WR Preston Williams to extend Miami's lead to 21-14.
- Completed an 11-yard TD pass to WR Mack Hollins in the 4th quarter to even the score 31-31.
- Trailing by 7 entering the 4th quarter, completed 6-of-8 (75.0 pct.) passes for 67 yards and 1 TD in final frame to lead come-from-behind win.
- Became the 1st Dolphins player to have a game-winning drive in the 4th quarter or OT within his 1st 2 NFL starts since Chad Henne in 2009.
- It was the 1st 4th-quarter comeback of his career.

VS. KANSAS CITY (12/13): 28-of-48 passing (58.3 pct.) for 316 yards, 2 TDs and a QB rating for 83.3; 6 carries for 24 yards (4.0 avg.) and 1 TD.

- Completed a 7-yard TD pass to TE Mike Gesicki to give Miami a 7-0 lead.
- Completed a 29-yard TD pass to TE Mike Gesicki in the 4th quarter.
- Scored on a 1-yard TD run in the 4th quarter.
- Posted the 1st 300-yard passing game of his career.

VS. NEW ENGLAND (12/20): 20-of-26 passing (76.9 pct.) for 145 yards and a QB rating of 73.4; 3 carries for 9 yards (3.0 avg.) and 2 TDs.

- Scored on a 3-yard TD run in the 4th quarter to give Miami a 15-12 lead.
- Scored on a 1-yard TD run in the 4th quarter to extend Miami's lead to 22-12.
- Became the 5th QB in Dolphins history to have 2 rushing TDs in the same game and 1st since QB Cleo Lemon on 10/14/07 at Cleveland.

HONORS:

- Pepsi NFL Rookie of the Week (vs. Kansas City, 12/13).
- Pepsi NFL Rookie of the Week (vs. Cincinnati, 12/6).

BEFORE THE NFL

COLLEGE (ALABAMA):

- 3-year letterman (2017-19) and 2-year starter.
- CAREER:** Played in 33 career games with 24 starts; 474-of-684 passing (69.3 pct.) for 7,442 yards and 87 TDs; 107 carries for 340 yards (3.2 avg.) and 9 TDs.
- His 87 career passing TDs set a school record.
 - His 7,442 career passing yards ranked 3rd in school history.
- JUNIOR (2019):** Started 9 games; 180-of-252 passing (71.4 pct.) for 2,840 yards and 33 TDs; 23 carries for 17 yards (0.7 avg.) and 2 TDs.
- Co-Polynesian Player of the Year.
 - Won the Bobby Bowden Award (Division I player who epitomizes a student-athlete from a faith perspective).
 - 2nd-team All-SEC.
- SOPHOMORE (2018):** Started all 15 games; 245-of-355 passing (69.0 avg.) for 3,966 yards and 43 TDs; 57 carries for 190 yards (3.3 avg.) and 5 TDs.
- His 43 TD passes were a single-season school record.
 - His 3,966 passing yards were a single-season school record.
 - His 245 completions ranked 4th in school history.
 - His 48 total TDs led the SEC and ranked 2nd nationally.
 - Consensus All-American.
 - Walter Camp Player of the Year.
 - Won the Maxwell Award (nation's top all-around player).
 - Sporting News National Player of the Year.
 - SEC Offensive Player of the Year.
 - 1st-team All-SEC.
 - Finalist for the Davey O'Brien Award (best quarterback).
- TRUE FRESHMAN (2017):** Played in 9 games; 49-of-77 passing (63.6 pct.) and 11 TDs; 27 carries for 133 yards (4.9 avg.) and 2 TDs.
- Entered the game in the 2nd half and helped team erase 13-0 to win the College Football Playoff National Championship.

- College Football Playoff National Championship Offensive MVP.

HIGH SCHOOL (SAINT LOUIS SCHOOL - HONOLULU, HAWAII)

- CAREER:** 8,158 passing yards and 84 TDs; 1,727 rushing yards and 27 TDs.
- His 8,158 passing yards were a new Hawaii high school record.
- SENIOR (2016):** 3,932 passing yards and 43 TDs.
- Hawaii Gatorade Player of the Year.
 - Won a state championship.

OFF THE FIELD

COMMUNITY:

2023:

- Hosted 2nd annual "Luau with Tua" in South Florida, benefitting Special Olympics and the Jason Taylor Foundation.

2022:

- Hosted 1st annual "Luau with Tua" in South Florida, which raised more than \$50,000 for Big Brothers Big Sisters of Miami-Dade and Broward counties.

2021:

- Volunteered at the Miami Dolphins holiday event to spend time with and provide dinner and children's gifts for South Florida families.
- In 2021, established the Tua Foundation, dedicated to the support of youth initiatives, health and wellness and other charitable causes.

2020:

- In 2020, established a \$300,000 permanent scholarship endowment at his high school alma mater, Saint Louis School in Honolulu, Hawaii.

PERSONAL:

- **PRONUNCIATION:** Name is pronounced TOO-uh TUNG-oh-vai-LOA.
- **MAJOR:** Communication studies.

TUA TAGOVAILOA'S NFL REGULAR SEASON PASSING STATS

YEAR	TEAM	GP	GS	ATT	CMP	PCT	YDS	Y/A	TD	INT	LG	SK/YDS	RATE
2020	MIAMI	10	9	290	186	64.1	1814	6.3	11	5	35	20/136	87.1
2021	MIAMI	13	12	388	263	67.8	2653	6.8	16	10	65t	20/152	90.1
2022	MIAMI	13	13	400	259	64.8	3548	8.9	25	8	84t	21/163	105.5
NFL TOTALS		36	34	1078	708	65.7	8015	7.4	52	23	84t	61/451	95.0

TUA TAGOVAILOA'S NFL REGULAR SEASON RUSHING/RECEIVING STATS

YEAR	TEAM	GP	GS	RUSHING					RECEIVING				
				ATT	YDS	AVG	LG	TD	REC	YDS	AVG	LG	TD
2020	MIAMI	10	9	36	109	3.0	17	3	0	0	0.0	-	0
2021	MIAMI	13	12	42	128	3.0	23	3	0	0	0.0	-	0
2022	MIAMI	13	13	24	70	2.9	18	0	0	0	0.0	-	0
NFL TOTALS		36	34	102	307	3.0	23	6	0	0	0.0	-	0

ADDITIONAL STATS

- Miscellaneous Tackles:** 1 in 2020, 1 in 2021 for total of 2.
Miscellaneous Fumble Recoveries: 2 in 2021, 1 in 2022 for total of 3.
Career Regular Season Record As A Starter: 6-3 in 2020, 7-5 in 2021, 8-5 in 2022 for total of 21-13.

SINGLE-GAME CAREER HIGHS

Pass Attempts:	58	at Buffalo, 1/3/21
Completions:	36	at Baltimore, 9/18/22
Passing Yards:	469	at Baltimore, 9/18/22
TD Passes:	6	at Baltimore, 9/18/22
Longest Pass:	84t	vs. Green Bay, 12/25/22
Completion Pct. (min. 20 att.):	87.1	vs. Carolina, 11/28/21
Passer Rating:	138.7	at Detroit, 10/30/22
Rush Attempts:	7	at Arizona, 11/8/20
Rushing Yards:	35	at Arizona, 11/8/20
Longest Run:	23	vs. New England, 1/9/22
Rushing TDs:	2	vs. New England, 12/20/20

TAGOVAILOA'S 4TH QUARTER COMEBACK VICTORIES (4)

DATE	OPP	4Q DEFICIT	4Q/OT SCORES	FINAL SCORE
1. 11/8/20	at Ari.	24-31	8-6-67-1-0	34-31
2. 12/20/20	vs. NE	7-9	5-5-28-0-0	22-12
3. 9/18/22	at Bal.	14-35	17-13-199-4-0	42-38
4. 9/25/22	vs. Buf.	14-17	3-2-77-0-0	21-19

TAGOVAILOA'S GAME-WINNING DRIVES (6)

DATE	OPP	GW SCORE	TIME LEFT	FINAL SCORE
1. 11/8/20	at Ari.	Sanders 50-yd FG	3:30	34-31
2. 12/20/20	vs. NE	Tagovailoa 3-yd rush	12:55	22-12
3. 11/21/21	at NYJ	Gaskin 5-yard rec	10:15	24-17
4. 12/19/21	vs. NYJ	Parker 11-yard rec	3:37	31-24
5. 9/18/22	at Bal.	Waddle 7-yard rec	0:14	42-38
6. 9/25/22	vs. Buf.	Edmonds 3-yard rush	10:05	21-19

* denotes GWD was in overtime

300-YARD PASSING GAMES (7)

DATE	OPP	ATT	CMP	PCT	YDS	TD	INT	LG	RATE
12/13/20	vs. KC	48	28	58.3	316	2	1	29t	83.3
1/3/21	at Buf.	58	35	60.3	361	1	3	31	62.5
10/17/21	at Jax.	47	33	70.2	329	2	1	32	95.1
9/18/22	at Bal.	50	36	72.0	469	6	2	60t	124.1
10/30/22	at Det.	36	29	80.6	382	3	0	42	138.7
11/6/22	at Chi.	30	21	70.0	302	3	0	39	135.7
12/25/22	vs. GB	25	16	64.0	310	1	3	84t	80.8

2020 GAME-BY-GAME STATS (MIAMI)

DATE	OPPONENT	P/S	ATT	CMP	PCT	YDS	TD	INT	LG	SK/YDS
09/13	at New England									
09/20	BUFFALO									
09/24	at Jacksonville									
10/04	SEATTLE									
10/11	at San Francisco									
10/18	N.Y. JETS	1/0	2	2	100.0	9	0	0	7	0/0
11/01	L.A. RAMS	1/1	22	12	54.5	93	1	0	15	1/3
11/08	at Arizona	1/1	28	20	71.4	248	2	0	35	3/27
11/15	N.Y. JETS	1/1	25	15	60.0	169	2	0	23	0/0
11/22	at Denver	1/1	20	11	55.0	83	1	0	13	6/33
11/29	at N.Y. Jets									
12/06	CINCINNATI	1/1	39	26	66.7	296	1	0	35	0/0
12/13	KANSAS CITY	1/1	48	28	58.3	316	2	1	29t	4/29
12/20	NEW ENGLAND	1/1	26	20	76.9	145	0	1	15	2/12
12/26	at Las Vegas	1/1	22	17	77.3	94	1	0	14	3/23
01/03	at Buffalo	1/1	58	35	60.3	361	1	3	31	1/9
2020 TOTALS		10/9	290	186	64.1	1,814	11	5	35	20/136

2021 GAME-BY-GAME STATS (MIAMI)

DATE	OPPONENT	P/S	ATT	CMP	PCT	YDS	TD	INT	LG	SK/YDS
09/12	at New England	1/1	27	16	59.3	202	1	1	36	2/17
09/19	BUFFALO	1/1	4	1	25.0	13	0	0	13	2/13
09/26	at Las Vegas									
10/03	INDIANAPOLIS									
10/10	at Tampa Bay									
10/17	at Jacksonville	1/1	47	33	70.2	329	2	1	32	0/0
10/24	ATLANTA	1/1	40	32	80.0	291	4	2	27	1/10
10/31	at Buffalo	1/1	39	21	53.8	205	0	1	40	2/11
11/07	HOUSTON									
11/11	BALTIMORE	1/0	13	8	61.5	158	0	0	64	1/6
11/21	at N.Y. Jets	1/1	33	27	81.8	273	2	1	65t	0/0
11/28	CAROLINA	1/1	31	27	87.1	230	1	0	57	2/26
12/05	N.Y. GIANTS	1/1	41	30	73.2	244	2	0	25	2/15
12/19	N.Y. JETS	1/1	27	16	59.3	196	2	2	37	1/0
12/27	at New Orleans	1/1	26	19	73.1	198	1	1	40	2/25
01/02	at Tennessee	1/1	38	18	47.4	205	0	1	45	4/23
01/09	NEW ENGLAND	1/1	22	15	68.2	109	1	0	17	1/6
2021 TOTALS		13/12	388	263	67.8	2653	16	10	65t	20/152

2022 GAME-BY-GAME STATS (MIAMI)

DATE	OPPONENT	P/S	ATT	CMP	PCT	YDS	TD	INT	LG	SK/YDS
09/11	NEW ENGLAND	1/1	33	23	69.7	270	1	0	42t	3/28
09/18	at Baltimore	1/1	50	36	72.0	469	6	2	60t	1/8
09/25	BUFFALO	1/1	18	13	72.2	186	1	0	45	1/7
09/29	at Cincinnati	1/1	14	8	57.1	110	0	1	26	1/10
10/09	at N.Y. Jets									
10/16	MINNESOTA									
10/23	PITTSBURGH	1/1	35	21	60.0	261	1	0	32	0/0
10/30	at Detroit	1/1	36	29	80.6	382	3	0	42	2/13
11/06	at Chicago	1/1	30	21	70.0	302	3	0	39	0/0
11/13	CLEVELAND	1/1	32	25	78.1	285	3	0	29	0/0
11/27	HOUSTON	1/1	36	22	61.1	299	1	0	34	4/26
12/04	at San Francisco	1/1	33	18	54.5	295	2	2	75t	3/20
12/11	at L.A. Chargers	1/1	28	10	35.7	145	1	0	60t	2/18
12/17	at Buffalo	1/1	30	17	56.7	234	2	0	67t	2/17
12/25	GREEN BAY	1/1	25	16	64.0	310	1	3	84t	2/16
01/01	at New England									
01/08	N.Y. JETS									
2022 TOTALS		13/13	400	259	64.8	3548	25	8	84t	61/451
DATE	OPPONENT	P/S	ATT	CMP	PCT	YDS	TD	INT	LG	SK/YDS
01/15	at Buffalo*									

* AFC Wild Card game



19

SKYLAR THOMPSON

QUARTERBACK // 6-2 // 219 // KANSAS STATE '22
ACQUIRED: D7B, '22
HOMETOWN: INDEPENDENCE, MO. // BORN: 6/4/97
NFL: SECOND SEASON // DOLPHINS: SECOND SEASON

NFL CAREER

TRANSACTIONS:

- 7th-round pick (247th overall) by Miami in the 2022 NFL Draft.

CAREER HIGHLIGHTS:

- Played in 7 career games with 2 starts.
- 60-of-105 passing (57.1 pct.) for 534 yards, 1 TD and a QB rating of 62.2.
- 14 carries for 21 yards (1.5 avg.).
- 1 miscellaneous fumble recovery.
- Started 1 postseason game.

2022 (MIAMI):

- Played in 7 games with 2 starts.
- Inactive for 7 games.
- Dressed but did not play 3 games.
- 60-of-105 passing (57.1 pct.) for 534 yards, 1 TD and a QB rating of 62.2.
- 14 carries for 21 yards (1.5 avg.).
- 1 miscellaneous fumble recovery.

AT N.Y. JETS (10/9): 19-of-33 passing (57.6 pct.) for 166 yards and a QB rating of 58.4.

- Made his NFL debut.

VS. MINNESOTA (10/16): 7-of-13 passing (53.8 pct.) for 89 yards and a QB rating of 75.5.

- Made his 1st NFL start.
- Became 1st Dolphins rookie QB drafted in the 7th round or later to start a game since 1980 (David Woodley).

AT NEW ENGLAND (1/1): 12-of-21 passing (57.1 pct.) for 104 yards, 1 TD and a QB rating of 66.4.

- Completed a 4-yard pass to TE Mike Gesicki in the 4th quarter for his 1st career TD pass.

VS. N.Y. JETS (1/8): 20-of-31 passing (64.5 pct.) for 152 yards and a QB rating of 76.3.

- Won his 1st NFL start with a 4th quarter game-winning drive that secured the team's 1st playoff berth since 2016.

POSTSEASON:

AFC WILD CARD AT BUFFALO (1/15): 18-of-45 passing (40.0 pct.) for 220 yards, 1 TD and a QB rating of 44.7.

- Became the second-lowest drafted rookie in NFL history to start a playoff game.
- Became the 2nd Dolphins rookie to start a playoff game at QB, joining Dan Marino in 1983.

BEFORE THE NFL

COLLEGE (KANSAS STATE):

- 5-year letterman (2017-21) and 4-year starter.

CAREER: Played in 45 games with 40 starts; 552-of-885 passing (62.4 pct.) for 7,134 yards and 42 TDs; 354 carries for 1,087 yards (3.1 avg.) and 26 TDs.

- Is the only player in Kansas State history with over 6,000 passing yards and 1,000 rushing yards in his career.

GRADUATE (2021): Started 10 games; 162-of-233 passing (69.5 pct.) for 2,113 yards and 12 TDs; 47 carries for 4 yards (0.1 avg.) and 4 TDs.

SENIOR (2020): Started 3 games; 40-of-64 passing (62.5 pct.) for 626 yards and 4 TDs; 19 carries for 38 yards (2.0 avg.) and 3 TDs.

JUNIOR (2019): Started all 13 games; 177-of-297 passing (59.6 pct.) for 2,315 yards and 12 TDs; 114 carries for 405 yards (3.6 avg.) and 11 TDs.

- Big-12 honorable mention.

SOPHOMORE (2018): Played in 11 games with 10 starts; 122-of-208 passing (58.7 pct.) for 1,391 yards and 9 TDs; 105 carries for 373 yards (3.6 avg.) and 5 TDs.

REDSHIRT FRESHMAN (2017): Played in 8 games with 4 starts; 51-of-83 passing (61.4 pct.) for 689 yards and 5 TDs; 69 carries for 267 yards (3.9 avg.) and 3 TDs.

- Honorable mention Big-12 Offensive Freshman of the Year.
- Redshirted in 2016.

HIGH SCHOOL (FORT OSAGE HS - INDEPENDENCE, MO.)

- Also was an all-state basketball player.

SENIOR (2015): 138-of-204 passing (67.7 pct.) for 2,112 yards and 25 TDs; 188 carries for 1,092 yards (5.8 avg.) and 19 TDs.

- Led team to a 13-1 record and Missouri state championship.
- Missouri Gatorade Player of the Year.
- Simone Award winner.
- 1st-team all-state.

JUNIOR (2014): 2,385 passing yards and 24 TDs; 461 rushing yards and 9 TDs.

- 1st-team all-state.

OFF THE FIELD

COMMUNITY:

- Started the "Thompson Family Cancer Research

Fund" in memory of his late mother, Teresa Lynn Thompson, and late grandfather, John Walter Thompson.

PERSONAL:

- **MAJOR:** Business management with a minor in leadership studies.

SKYLAR THOMPSON'S NFL REGULAR SEASON PASSING STATS

YEAR	TEAM	GP	GS	ATT	CMP	PCT	YDS	Y/A	TD	INT	LG	SK/YDS	RATE
2022	MIAMI	7	2	105	60	57.1	534	5.1	1	3	32	6/40	62.2
NFL TOTALS		7	2	105	60	57.1	534	5.1	1	3	32	6/40	62.2

SKYLAR THOMPSON'S NFL PLAYOFF PASSING STATS

YEAR	TEAM	GP	GS	ATT	CMP	PCT	YDS	Y/A	TD	INT	LG	SK/YDS	RATE
2022	MIAMI	1	1	45	18	40.0	220	4.9	1	2	25	4/31	44.7
PLAYOFF TOTALS		1	1	45	18	40.0	220	4.9	1	2	25	4/31	44.7

SKYLAR THOMPSON'S NFL REGULAR SEASON RUSHING/RECEIVING STATS

YEAR	TEAM	GP	GS	RUSHING					RECEIVING				
				ATT	YDS	AVG	LG	TD	REC	YDS	AVG	LG	TD
2022	MIAMI	7	2	14	21	1.5	9	0	0	0	0.0	-	0
NFL TOTALS		7	2	14	21	1.5	9	0	0	0	0.0	-	0

SKYLAR THOMPSON'S NFL PLAYOFF RUSHING/RECEIVING STATS

YEAR	TEAM	GP	GS	RUSHING					RECEIVING				
				ATT	YDS	AVG	LG	TD	REC	YDS	AVG	LG	TD
2022	MIAMI	1	1	2	3	1.5	2	0	0	0	0.0	-	0
PLAYOFF TOTALS		1	1	2	3	1.5	2	0	0	0	0.0	-	0

ADDITIONAL STATS

Career Regular Season Record As A Starter: 1-1 in 2022 (P-0-1 in 2022).
Miscellaneous Fumble Recoveries: 1 in 2022.

THOMPSON'S GAME-WINNING DRIVES (1)

DATE	OPP	GW SCORE	TIME LEFT	FINAL SCORE
1. 1/8/23	vs. NYJ	Sanders 50-yd FG	0:18	11-6

2022 GAME-BY-GAME STATS (MIAMI)

DATE	OPPONENT	P/S	ATT	CMP	PCT	YDS	TD	INT	LG	SK/YDS
09/11	NEW ENGLAND						INACTIVE			
09/18	at Baltimore						INACTIVE			
09/25	BUFFALO						INACTIVE			
09/29	at Cincinnati						DID NOT PLAY			
10/09	at N.Y. Jets	1/0	33	19	57.6	166	0	1	30	2/8
10/16	MINNESOTA	1/1	13	7	53.8	89	0	0	30	1/8
10/23	PITTSBURGH						INACTIVE			
10/30	at Detroit						INACTIVE			
11/06	at Chicago						INACTIVE			
11/13	CLEVELAND	1/0	1	1	100.0	17	0	0	17	0/0
11/27	HOUSTON	1/0	5	1	20.0	6	0	0	6	1/6
12/04	at San Francisco	1/0	1	0	0.0	0	0	1	-	0/0
12/11	at L.A. Chargers						DID NOT PLAY			
12/17	at Buffalo						DID NOT PLAY			
12/25	GREEN BAY						INACTIVE			
01/01	at New England	1/0	21	12	57.1	104	1	1	23	1/6
01/08	N.Y. JETS	1/1	31	20	64.5	152	0	0	32	1/12
2022 TOTALS		7/2	105	60	57.1	534	1	3	6	6/40
DATE	OPPONENT	P/S	ATT	CMP	PCT	YDS	TD	INT	LG	SK/YDS
01/15	at Buffalo	1/1	45	18	40.0	220	1	2	25	4/31

* AFC Wild Card game



CHANNING TINDALL

LINEBACKER // 6-2 // 236 // GEORGIA '22
 ACQUIRED: D3, '22
 HOMETOWN: COLUMBIA, S.C. // BORN: 3/28/00
 NFL: SECOND SEASON // DOLPHINS: SECOND SEASON

NFL CAREER

TRANSACTIONS:

- 3rd-round pick (102nd overall) by Miami in the 2022 NFL Draft.

CAREER HIGHLIGHTS:

- Played in 16 career games.
- 2 tackles.
- 1 solo special teams tackle.
- Appeared in 1 postseason game.

2022 (MIAMI):

- Played in 16 games.
- Inactive for 1 game.
- 2 tackles.
- 1 solo special teams tackle.

VS. NEW ENGLAND (9/11): Played but did not record any stats.

- Made his NFL debut.

AT N.Y. JETS (10/9): 1 assisted tackle.

VS. MINNESOTA (10/16): 1 assisted tackle.

POSTSEASON:

AFC WILD CARD AT BUFFALO (1/15): Played but did not record any stats.

CAREER: Played in 50 games; 108 tackles (54 solo), 12.0 sacks and 1 forced fumble.

SENIOR (2021): Played in all 15 games; 67 tackles (35 solo), 5.5 sacks and 1 forced fumble.

- 2nd-team All-SEC.
- His 67 tackles were 3rd on the team.
- Helped his team win the College Football Playoff National Championship.

JUNIOR (2020): Played in all 10 games; 15 tackles (12 solo) and 3.0 sacks.

SOPHOMORE (2019): Played in 11 games; 9 tackles (4 solo) and 1.5 sacks.

TRUE FRESHMAN (2018): Played in all 14 games; 17 tackles (3 solo) and 2.0 sacks.

HIGH SCHOOL (SPRING VALLEY HS – COLUMBIA, S.C.)

- Also competed in track and field as a thrower.

SENIOR (2017): 190 tackles and 9.0 sacks.

- All-American.
- South Carolina Defensive Player of the Year.
- 1st-team all-state.

OFF THE FIELD

PERSONAL:

- **MAJOR:** Business management.

BEFORE THE NFL

COLLEGE (GEORGIA):

- 4-year letterman (2018-21).

CHANNING TINDALL'S NFL REGULAR SEASON STATS

YEAR	TEAM	GP	GS	TACKLES					INTERCEPTIONS					FUMBLES		
				TOT	SOLO	ASST	SK	YDS	INT	YDS	LG	TD	PD	FF	FR	
2022	MIAMI	16	0	2	0	2	0.0	0.0	0	0	0	0	0	0	0	0
NFL TOTALS		16	0	2	0	2	0.0	0.0	0	0	0	0	0	0	0	0

CHANNING TINDALL'S NFL PLAYOFF STATS

YEAR	TEAM	GP	GS	TACKLES					INTERCEPTIONS					FUMBLES		
				TOT	SOLO	ASST	SK	YDS	INT	YDS	LG	TD	PD	FF	FR	
2022	MIAMI	1	0	0	0	0	0.0	0.0	0	0	0	0	0	0	0	0
PLAYOFF TOTALS		1	0	0	0	0	0.0	0.0	0	0	0	0	0	0	0	0

ADDITIONAL STATS

Special Teams Tackles: 1 in 2022.



43

ANDREW VAN GINKEL

LINEBACKER // 6-4 // 242 // WISCONSIN '19
ACQUIRED: DS, '19
HOMETOWN: ROCK VALLEY, IOWA // BORN: 7/1/95
NFL: FIFTH SEASON // DOLPHINS: FIFTH SEASON

NFL CAREER

TRANSACTIONS:

- 5th-round pick (151st overall) by Miami in the 2019 NFL Draft.

CAREER HIGHLIGHTS:

- Played in 56 career games with 31 starts.
- 150 tackles (96 solo), 11.0 sacks, 1 interception, 13 passes defended, 4 forced fumbles and 2 fumble recoveries; 1 fumble return for a TD.
- 31 special teams tackles (18 solo).
- 1 blocked punt; 1 blocked punt return for a TD.
- Started 1 postseason game.

2022 (MIAMI):

- Played in all 17 games with 5 starts.
- 35 tackles (18 solo), 0.5 sacks, 1 interception and 2 passes defended.
- 12 special teams tackles (6 solo).
- 1 blocked punt return for a TD.

VS. PITTSBURGH (10/23): 8 tackles (5 solo); 2 special teams tackles (1 solo).

AT CHICAGO (11/6): 1 blocked punt return for a TD.
• Recovered a punt blocked by LB Jaelan Phillips in the 2nd quarter and returned it 25 yards for a TD.
• It was the longest blocked punt return for a TD in franchise history.

VS. HOUSTON (11/27): 2 solo tackles, 1 interception and 1 pass defended.
• Recorded his 1st career interception off QB Kyle Allen in the 2nd quarter and returned it 23 yards to set up a Miami TD on the next play.

POSTSEASON:

AFC WILD CARD AT BUFFALO (1/15): 1 tackle.

2021 (MIAMI):

- Played in all 17 games with 14 starts.
- 62 tackles (44 solo), 4.0 sacks, 7 passes defended and 1 forced fumble.
- 9 special teams tackles (6 solo).

VS. HOUSTON (11/7): 4 solo tackles and 1.0 sack.
• Sacked QB Tyrod Taylor for a loss of 7 yards in the 2nd quarter.

VS. N.Y. JETS (12/19): 4 solo tackles and 1.0 sack; 1 assisted special teams tackle.
• Sacked QB Zach Wilson for a loss of 9 yards on 3rd-and-9 in the 3rd quarter.

AT NEW ORLEANS (12/27): 2 solo tackles and 2 passes defended; 1 solo special teams tackle.

VS. NEW ENGLAND (1/9): 6 tackles (5 solo) and 1.0 sack; 1 assisted special teams tackle.
• Sacked QB Mac Jones for a loss of 8 yards in the 2nd quarter.

2020 (MIAMI):

- Played in all 16 games with 11 starts.
- 42 tackles (25 solo), 5.5 sacks, 4 passes defended, 3 forced fumbles and 1 fumble recovery.
- 1 fumble return for a TD.
- 1 blocked punt.
- 6 special teams tackles (4 solo).

VS. L.A. RAMS (11/1): 2 assisted tackles, 1 pass defended and 1 fumble recovery; 1 fumble return for a TD.

- Recovered a QB Jared Goff fumble forced by DE Emmanuel Ogbah and returned it 78 yards for a TD in the 2nd quarter.
- It was the 2nd-longest fumble return in team history and longest since DE/LB Jason Taylor had an 85-yard return for a TD on Sept. 11, 2005.

VS. L.A. CHARGERS (11/15): 5 assisted tackles; 1 blocked punt.
• Blocked a punt by P Ty Long that was Miami's 1st blocked punt since RB Brandon Bolden blocked a punt on Nov. 11, 2018 at Green Bay.

AT LAS VEGAS (12/26): 7 tackles (6 solo), 2 sacks and 1 pass defended; 1 special teams tackle.
• Sacked QB Derek Carr on 3rd-and-8 for a loss of 9 yards in the 2nd quarter.
• Sacked QB Derek Carr again for a loss of 9 yards in the 2nd quarter.

2019 (MIAMI):

- Played in 6 games with 1 start.
- 11 tackles (9 solo), 1 sack and 1 fumble recovery.
- 4 special teams tackles (2 solo).
- Activated off injured reserve on Nov. 20.
- Missed the first 10 games of the season after being placed on injured reserve on Sept. 6.

AT CLEVELAND (11/25): 1 assisted tackle; 1 solo special teams tackle.
• Made his NFL debut.

AT N.Y. JETS (12/8): 2 tackles (1 solo) and 1 sack; 1 assisted special teams tackle.
• Sacked QB Sam Darnold for a loss of 8 yards on

the final possession of the game.

- It was his 1st career sack.

AT NEW ENGLAND (12/29): 6 solo tackles.

BEFORE THE NFL

COLLEGE (WISCONSIN):

- 2-year letterman (2017-18) and 1-year starter.
- Transferred from Iowa Western Community College following his sophomore season (2016).
- Transferred from South Dakota following his redshirt freshman season (2015).

CAREER (AT WISCONSIN): Played in 27 games with 10 starts; 99 tackles (64 solo), 12 sacks, 2 interceptions, 7 passes defended, 4 forced fumbles and 1 fumble recovery; 1 blocked kick.

SENIOR (2018 AT WISCONSIN): Played in all 13 games with 10 starts; 60 tackles (38 solo), 5.5 sacks, 3 passes defended and 2 forced fumbles; 1 blocked kick.

- 3rd-team All-Big Ten.
- His 5.5 sacks led the team.

JUNIOR (2017 AT WISCONSIN): Played in all 14 games; 39 tackles (26 solo), 6.5 sacks, 2 interceptions, 4 passes defended, 2 forced fumbles and 1 fumble recovery.

- Helped the defense lead the nation in pass efficiency allowed (94.6 yards allowed per game) and rank 2nd in total defense (262.1 yards allowed per game).

SOPHOMORE (2016 AT IOWA WESTERN CC): Started all 11 games; 50 tackles (18 solo), 3.5 sacks, 1 interception, 1 pass defended and 1 fumble recovery.

REDSHIRT FRESHMAN (2015 AT SOUTH DAKOTA): Started all 11 games at defensive end; 56 tackles (40 solo), 9 sacks, 2 passes defended, 2 forced fumbles and 3 fumble recoveries; 1 blocked kick.

- 1st-team All-Missouri Valley Football Conference

(MVFC).

- MVFC Freshman of the Year.
- Redshirted in 2014.

HIGH SCHOOL (BAYDEN HULL/ROCK VALLEY HS – ROCK VALLEY, IOWA)

- Played quarterback and defensive back.
- Also lettered in basketball and track.

CAREER: 176 tackles, 10 interceptions and 10 fumble recoveries.

SENIOR (2014): 1,466 passing yards and 17 TDs; 1,413 rushing yards and 15 TDs; 95 tackles.

- 1st-team all-state at defensive back.

OFF THE FIELD

COMMUNITY:

2022:

- Participated in the 35-mile bike ride at DCC XII to benefit Sylvester Comprehensive Cancer Center.
- Selected the Susan G. Komen Foundation for My Cause My Cleats to support resources for breast cancer patients.

2019:

- Collaborated with fellow Dolphins rookies and Neighbors4Neighbors to sponsor four South Florida families with holiday gifts and game tickets.
- Helped distribute 500 Thanksgiving meals purchased through player donations to local South Florida families.
- Volunteered with Feeding South Florida to pack food for local families.
- Volunteered to take local elementary students Halloween costume shopping in Aventura.

PERSONAL:

- **MAJOR:** Agricultural business management.

ANDREW VAN GINKEL'S NFL REGULAR SEASON STATS

YEAR	TEAM	GP	GS	TACKLES					INTERCEPTIONS					FUMBLES		
				TOT	SOLO	ASST	SK	YDS	INT	YDS	LG	TD	PD	FF	FR	
2019	MIAMI	6	1	11	9	2	1.0	8.0	0	0	0	0	0	0	0	1
2020	MIAMI	16	11	42	25	17	5.5	45.0	0	0	0	0	4	3	1	
2021	MIAMI	17	14	62	44	18	4.0	32.5	0	0	0	0	7	1	0	
2022	MIAMI	17	5	35	18	17	0.5	3.5	1	23	23	0	2	0	0	
NFL TOTALS		56	31	150	96	54	11.0	89.0	1	23	23	0	13	4	2	

ANDREW VAN GINKEL'S NFL PLAYOFF STATS

YEAR	TEAM	GP	GS	TACKLES					INTERCEPTIONS					FUMBLES	
				TOT	SOLO	ASST	SK	YDS	INT	YDS	LG	TD	PD	FF	FR
2022	MIAMI	1	1	1	0	1	0.0	0.0	0	0	0	0	0	0	0
PLAYOFF TOTALS		1	1	1	0	1	0.0	0.0	0	0	0	0	0	0	0

ADDITIONAL STATS

Defensive Touchdowns: 78-yard fumble return on 11/1/20 vs. L.A. Rams.

Special Teams Touchdowns: 25-yard blocked punt return on 11/6/22 at Chicago.


Special Teams Tackles: 4 in 2019, 6 in 2020, 9 in 2021, 12 in 2022 for total of 31.

Special Teams Forced Fumbles: 1 in 2020.

Blocked Punts: 1 on 11/15/20 vs. L.A. Chargers.

SINGLE-GAME CAREER HIGHS

Tackles: 8 vs. Pittsburgh, 10/24/22
Sacks: 2.0 at Las Vegas, 12/26/20
Passes Defended: 2 at New Orleans, 12/27/21
Forced Fumbles: 1 4 times, last: vs. Buffalo, 9/19/21
Fumble Recoveries: 1 Twice, last: vs. L.A. Rams, 11/1/20



17

JAYLEN WADDLE

WIDE RECEIVER // 5-10 // 185 // ALABAMA '21
 ACQUIRED: D1A, '21
 HOMETOWN: HOUSTON, TEXAS // BORN: 11/25/98
 NFL: THIRD SEASON // DOLPHINS: THIRD SEASON

NFL CAREER

TRANSACTIONS:

- 1st-round pick (6th overall) by Miami in the 2021 NFL Draft.

CAREER HONORS:

- No. 44 on the NFL Network Top 100 list in 2023.
- No. 63 on the NFL Network Top 100 list in 2022.
- 2021 Dan Marino Most Valuable Player Award.
- 2021 PFWA All-Rookie Team.

CAREER HIGHLIGHTS:

- Started 33 career games.
- 179 receptions for 2,371 yards (13.2 avg.) and 14 TDs.
- 5 carries for 29 yards (5.8 avg.) and 1 TD.
- 9 kickoff returns for 158 yards (17.6 avg.).
- 5 punt returns for 35 yards (7.0 avg.).
- Started 1 postseason game.
- His 1,356 receiving yards in 2022 ranked 7th in the NFL:

MOST RECEIVING YARDS (2022)

PLAYER	TEAM	REC	YDS	TDs
1. Justin Jefferson	Min.	128	1,809	8
2. Tyreek Hill	Mia.	119	1,710	7
3. Davante Adams	LV	100	1,516	14
4. A.J. Brown	Phi.	88	1,496	11
5. Stefon Diggs	Buf.	108	1,429	11
6. CeeDee Lamb	Dal.	107	1,359	9
7. JAYLEN WADDLE	MIA.	75	1,356	8
8. Travis Kelce	KC	110	1,338	12
9. DeVonta Smith	Phi.	95	1,196	7
10. Terry McLaurin	Was.	77	1,191	5

- His 1,356 receiving yards in 2022 were 3rd in single-season franchise history:

MOST RECEIVING YARDS IN DOLPHINS HISTORY (SINGLE SEASON)

PLAYER	YEAR	REC	YDS	TDs
1. Tyreek Hill	2022	119	1,710	7
2. Mark Clayton	1984	73	1,389	18
3. JAYLEN WADDLE	2022	75	1,356	8
4. Mark Duper	1986	67	1,313	11
5. Mark Duper	1984	71	1,306	8

- Holds the franchise record for most receiving yards in the 1st 2 years of an NFL career with 2,371.
- Is the only player in Dolphins history to begin his NFL career with back-to-back 1,000-yard seasons.

- Had 2,371 yards in his 1st 2 NFL seasons, which was 10th-most in NFL history by a player in the 1st 2 years of a career:

MOST RECEIVING YARDS IN 1ST 2 YEARS OF A CAREER

PLAYER	TEAM	YRS	REC	YDS
1. Justin Jefferson	Min.	2020-21	196	3,016
2. Odell Beckham Jr.	NYG	2014-15	187	2,755
3. Randy Moss	Min.	1998-99	149	2,726
4. Ja'Marr Chase	Cin.	2021-22	168	2,501
5. Jerry Rice	SF	1985-86	135	2,497
6. Josh Gordon	Cle.	2012-13	137	2,451
7. Torry Holt	StL	1999-2000	134	2,423
8. A.J. Green	Cin.	2011-12	162	2,407
9. Michael Thomas	NO	2016-17	196	2,382
10. JAYLEN WADDLE	MIA.	2020-21	179	2,371

- His 104 receptions in 2021 set an NFL rookie record:

MOST RECEPTIONS BY A ROOKIE IN NFL HISTORY

PLAYER	TEAM	YEAR	REC	YDS	TDs
1. JAYLEN WADDLE	MIA.	2021	104	1,015	6
2. Anquan Boldin	Ari.	2003	101	1,377	8
3. Michael Thomas	NO	2016	92	1,137	9
4. Odell Beckham Jr.	NYG	2014	91	1,305	12
Saquon Barkley	NYG	2018	91	721	4
Eddie Royal	Den.	2008	91	980	5
7. Terry Glenn	NE	1996	90	1,132	6
Amon-Ra St. Brown	Det.	2021	90	912	5

- His 104 receptions in 2021 set a Dolphins rookie record:

MOST RECEPTIONS BY A DOLPHINS ROOKIE

PLAYER	YEAR	REC	YDS	TDs
1. JAYLEN WADDLE	2021	104	1,015	6
2. Jarvis Landry	2014	84	758	5
3. Terry Kirby	1993	75	874	3
4. Jack Clancy	1967	67	868	2
5. Davone Bess	2008	54	554	1

- Had the 2nd-most receptions (125) in NFL history in a player's 1st 20 career games:

MOST RECEPTIONS IN FIRST 20 NFL GAMES

PLAYER	YEAR	TEAM	REC
1. Odell Beckham Jr.	2014-15	NYG	141
2. JAYLEN WADDLE	2021-22	MIA.	125
3. Anquan Boldin	2003-04	Ari.	121

- His 104 receptions in 2021 are the 3rd-most in a season in Dolphins history.

DOLPHINS SINGLE-SEASON RECEPTIONS LEADERS				
PLAYER	YEAR	REC	YDS	TDs
1. Jarvis Landry	2017	112	987	9
2. Jarvis Landry	2015	110	1,157	4
3. JAYLEN WADDLE	2021	104	1,015	6
4. Jarvis Landry	2016	94	1,136	4
5. O.J. McDuffie	1998	90	1,050	7

- His 1,015 receiving yards in 2021 set a Dolphins rookie record.

DOLPHINS ALL-TIME ROOKIE RECEIVING YARDS LEADERS				
PLAYER	YEAR	REC	YDS	TDs
1. JAYLEN WADDLE	2021	104	1,015	6
2. Chris Chambers	2001	48	883	7
3. Terry Kirby	1993	75	874	3
4. Jack Clancy	1967	67	868	2
5. Jarvis Landry	2014	84	758	5

2023 (MIAMI):

HONORS:

- No. 44 on the NFL Network Top 100 list.

2022 (MIAMI):

- Started all 17 games.
- 75 receptions for 1,356 yards (18.1 avg.) and 8 TDs.
- 3 carries for 26 yards (8.7 avg.).

VS. NEW ENGLAND (9/11): 4 receptions for 69 yards (17.3 avg.) and 1 TD; 1 carry for 8 yards.

- Caught a 42-yard TD pass from QB Tua Tagovailoa with 18 seconds remaining in the 1st half on a 4th-and-7 snap.

AT BALTIMORE (9/18): 11 receptions for 171 yards (15.5 avg.) and 2 TDs.

- Caught a 7-yard TD pass from QB Tua Tagovailoa with 14 seconds remaining to cap a 21-point come-from-behind victory.
- Had a 59-yard reception from Tagovailoa in the 2nd quarter.
- Also grabbed a 6-yard TD pass from Tagovailoa in the 2nd quarter.
- It was his 4th career double-digit reception game in just his 18th career NFL contest.
- Joined WR Tyreek Hill as the only NFL teammates during the Super Bowl era to total at least 170 receiving yards and 2 receiving TDs in the same game.

VS. BUFFALO (9/25): 4 receptions for 102 yards (25.5 avg.); 1 carry for 9 yards.

- Caught passes of 32 and 45 yards on the same possession that proved to be the game-winning TD drive in the 4th quarter.
- Became the 1st Dolphins player to record back-to-back 100-yard receiving games since WR DeVante Parker did so on Dec. 22, 2019 vs. Cincinnati (111) and Dec. 29, 2019 at New England (137).

AT DETROIT (10/30): 8 receptions for 106 yards (13.3 avg.) and 2 TDs.

- Caught TD passes of 5 and 29 yards from QB Tua Tagovailoa in the 1st half.
- Marked his 3rd consecutive game with at least 85

receiving yards.

- It was the 3rd multi-TD game of his career.

VS. GREEN BAY (12/25): 5 receptions for 143 yards (28.6) and 1 TD.

- Caught an 84-yard TD pass from QB Tua Tagovailoa in the 1st quarter.
- Posted his 6th 100-yard receiving game of the season.

POSTSEASON:

AFC WILD CARD AT BUFFALO (1/15): 3 receptions for 44 yards (14.7 avg.); 1 carry for 8 yards.

HONORS:

- No. 63 on the NFL Network Top 100 list.

2021 (MIAMI):

- Started 16 games.
- Missed 1 game on the Reserve/COVID-19 list.
- 104 receptions for 1,015 yards (9.8 avg.) and 6 TDs.
- 2 carries for 3 yards (1.5 avg.) and 1 TD.
- 9 kickoff returns for 158 yards (17.6 avg.).
- 5 punt returns for 35 yards (7.0 avg.).
- 3 miscellaneous tackles.

AT NEW ENGLAND (9/12): 4 receptions for 61 yards (15.3 avg.) and 1 TD.

- Caught a 3-yard TD pass from QB Tua Tagovailoa in the 3rd quarter to give Miami a 17-10 lead.
- It was his 1st career TD.
- Made his NFL debut.

AT LAS VEGAS (9/26): 12 receptions for 58 yards (4.8 avg.).

- His 12 receptions set a Dolphins rookie record.

AT JACKSONVILLE IN LONDON (10/17): 10 receptions for 70 yards (7.0 avg.) and 2 TDs.

- Caught a 6-yard TD pass from QB Tua Tagovailoa in the 1st quarter.
- Caught a 2-yard TD pass from QB Tua Tagovailoa in the 4th quarter.
- Became the 1st rookie in Dolphins history to have multiple 10+ reception games.
- Became the 5th rookie in Dolphins history to catch multiple TDs in a game.

VS. CAROLINA (11/28): 9 receptions for 137 yards (15.2 avg.) and 1 TD; 1 punt return for 7 yards.

- Caught a 9-yard TD pass from QB Tua Tagovailoa in the 2nd quarter to give Miami a 14-7 lead.
- It was his 1st career 100-yard receiving game.

VS. N.Y. GIANTS (12/5): 9 receptions for 90 yards (10.0 avg.); 2 kickoff returns for 32 yards (16.0 avg.); 1 punt return for 7 yards.

- Broke the team record for receptions in a season by a rookie (86).

AT NEW ORLEANS (12/27): 10 receptions for 92 yards (9.2 avg.) and 1 TD.

- Caught a 1-yard TD pass from QB Tua Tagovailoa in the 3rd quarter to extend Miami's lead to 17-3.
- Became the 2nd rookie in NFL history to have 3+ games with 10+ receptions (Odell Beckham Jr.).
- His 10 receptions matched HOF WR Jerry Rice's record for most receptions by an NFL rookie on Monday Night Football.

VS. NEW ENGLAND (1/9): 5 receptions for 27 yards (5.4 avg.) and 1 TD.

- Caught a 7-yard TD pass from QB Tua Tagovailoa in the 1st quarter to give Miami a 7-0 lead.

- Broke the NFL record for receptions in a season by a rookie (104).

HONORS:

- Dan Marino Most Valuable Player Award.
- Became the 1st Dolphins rookie to win the team MVP award since Zach Thomas in 1996.
- PFWA All-Rookie Team.

BEFORE THE NFL

COLLEGE (ALABAMA):

- 3-year letterman (2018-20).
- CAREER:** Played in 34 games with 9 starts; 106 receptions for 1,999 yards (18.9 avg.) and 17 TDs; 4 carries for 17 yards (4.3 avg.); 9 kickoff returns for 214 yards (23.8 avg.) and 1 TD; 38 punt returns for 733 yards (19.3 avg.) and 2 TDs.
- 2nd-team All-SEC return specialist.
- His 18.9 yards per catch ranked 2nd in school history (min. 100 rec.).
- His 733 career punt return yards ranked 6th in school history.

JUNIOR (2020): Played in 6 games with 3 starts; 28 receptions for 591 yards (21.1 avg.) and 4 TDs; 3 carries for 12 yards (4.0 avg.); 4 kickoff returns for 39 yards (9.8 avg.); 2 punt returns for 13 yards (6.5 avg.).

SOPHOMORE (2019): Played in all 13 games with 3 starts; 33 receptions for 560 yards (17.0 avg.) and 6 TDs; 1 carry for 5 yards; 5 kickoff returns for 175 yards (35.0 avg.) and 1 TD; 20 punt returns for 487 yards (24.4 avg.) and 1 TD.

- 1st-team All-American.

- 1st-team All-SEC as a return specialist.
- SEC Special Teams Player of the Year.
- His 24.4 punt return average ranked 1st in the nation.

TRUE FRESHMAN (2018): Played in all 15 games with 3 starts; 45 receptions for 848 yards (18.8 avg.) and 7 TDs; 16 punt returns for 233 yards (14.6 avg.) and 1 TD.

- Freshman All-American.
- SEC Freshman of the Year.
- SEC All-Freshman Team.

HIGH SCHOOL (EPISCOPAL HS – BELLAIRE, TEXAS)

- Also ran track and played basketball.

SENIOR (2017):

- 1st-team All-American.

OFF THE FIELD

COMMUNITY:

2022:

- Partnered with the Boys & Girls Club of Broward County to adopt a family for the holidays.

2021:

- Along with fellow Dolphins rookies, teamed up with Neighbors4Neighbors to provide South Florida families with holiday gifts.
- As part of Operation Hope, teamed up with Truist to provide a holiday shopping spree for a South Florida family.

PERSONAL:

- **MAJOR:** Criminal justice.

JAYLEN WADDLE'S NFL REGULAR SEASON STATS

YEAR	TEAM	GP	GS	RECEIVING				RUSHING					
				REC	YDS	AVG	LG	TD	ATT	YDS	AVG	LG	TD
2021	MIAMI	16	16	104	1015	9.8	57	6	2	3	1.5	2	1
2022	MIAMI	17	17	75	1356	18.1	84t	8	3	26	8.7	9	0
NFL TOTALS		33	33	179	2371	13.2	84t	14	5	29	5.8	9	1

JAYLEN WADDLE'S NFL REGULAR SEASON RETURNING STATS

YEAR	TEAM	KR	KICKOFF RETURN				PUNT RETURN					
			YDS	AVG	LG	TD	PR	FC	YDS	AVG	LG	TD
2021	MIAMI	9	158	17.6	25	0	5	3	35	7.0	15	0
2022	MIAMI	0	0	0.0	-	0	0	0	0	0.0	-	0
NFL TOTALS		9	158	17.6	25	0	5	3	35	7.0	15	0

JAYLEN WADDLE'S NFL PLAYOFF STATS

YEAR	TEAM	GP	GS	RECEIVING				RUSHING					
				REC	YDS	AVG	LG	TD	ATT	YDS	AVG	LG	TD
2022	MIAMI	1	1	3	44	14.7	25	0	1	8	8.0	8	0
PLAYOFF TOTALS		1	1	3	44	14.7	25	0	1	8	8.0	8	0

ADDITIONAL STATS

Miscellaneous Tackles: 3 in 2021, 1 in 2022 for total of 4.

SINGLE-GAME CAREER HIGHS

Receptions: 12 at Las Vegas, 9/26/21
Receiving Yards: 171 at Baltimore, 9/18/22
Longest Reception: 84t vs. Green Bay, 12/25/22
Receiving TDs: 2 3 times, last: at Detroit, 10/30/22

100-YARD RECEIVING GAMES (7)

DATE	OPPONENT	REC	YDS	AVG	LG	TD
11/28/21	CAROLINA	9	137	15.2	57	1
9/18/22	at Baltimore	11	171	15.5	59	2
9/25/22	BUFFALO	4	102	25.5	45	0
10/16/22	MINNESOTA	6	129	21.5	49	0
10/30/22	at Detroit	8	106	13.3	29t	2
12/17/22	at Buffalo	3	114	38.0	67t	1
12/25/22	GREEN BAY	5	143	28.6	84t	1

2021 GAME-BY-GAME STATS (MIAMI)

DATE	OPPONENT	P/S	REC	YDS	AVG	LG	TD	
09/12	at New England	1/1	4	61	15.3	36	1	
09/19	BUFFALO	1/1	6	48	8.0	14	0	
09/26	at Las Vegas	1/1	12	58	4.8	9	0	
10/03	INDIANAPOLIS	1/1	3	33	11.0	18	0	
10/10	at Tampa Bay	1/1	2	31	15.5	21	0	
10/17	at Jacksonville	1/1	10	70	7.0	14	2	
10/24	ATLANTA	1/1	7	83	11.9	19	0	
10/31	at Buffalo	1/1	4	29	7.3	12	0	
11/07	HOUSTON	1/1	8	83	10.4	17	0	
11/11	BALTIMORE	1/1	4	61	15.3	35	0	
11/21	at N.Y. Jets	1/1	8	65	8.1	15	0	
11/28	CAROLINA	1/1	9	137	15.2	57	1	
12/05	N.Y. GIANTS	1/1	9	90	10.0	25	0	
12/19	N.Y. JETS		RESERVE/COVID-19					
12/27	at New Orleans	1/1	10	92	9.2	24	1	
01/02	at Tennessee	1/1	3	47	15.7	45	0	
01/09	NEW ENGLAND	1/1	5	27	5.4	9	1	
2021 TOTALS		16/16	104	1015	9.8	57	6	

2022 GAME-BY-GAME STATS (MIAMI)

DATE	OPPONENT	P/S	REC	YDS	AVG	LG	TD
09/11	NEW ENGLAND	1/1	4	69	17.3	42t	1
09/18	at Baltimore	1/1	11	171	15.5	59	2
09/25	BUFFALO	1/1	4	102	25.5	45	0
09/29	at Cincinnati	1/1	2	39	19.5	20	0
10/09	at N.Y. Jets	1/1	3	23	7.7	11	0
10/16	MINNESOTA	1/1	6	129	21.5	49	0
10/23	PITTSBURGH	1/1	4	88	22.0	25	0
10/30	at Detroit	1/1	8	106	13.3	29t	2
11/06	at Chicago	1/1	5	85	17.0	26	1
11/13	CLEVELAND	1/1	4	66	16.5	29	0
11/27	HOUSTON	1/1	5	85	17.0	34	0
12/04	at San Francisco	1/1	1	9	9.0	9	0
12/11	at L.A. Chargers	1/1	2	31	15.5	19	0
12/17	at Buffalo	1/1	3	114	38.0	67t	1
12/25	GREEN BAY	1/1	5	143	28.6	84t	1
01/01	at New England	1/1	3	52	17.3	23	0
01/08	N.Y. JETS	1/1	5	44	8.8	15	0
2022 TOTALS		17/17	75	1356	18.1	84t	8

DATE	OPPONENT	P/S	REC	YDS	AVG	LG	TD
01/15	at Buffalo*	1/1	3	44	14.7	25	0

* AFC Wild Card game



14

MIKE WHITE

QUARTERBACK // 6-5 // 216 // WESTERN KENTUCKY '18
ACQUIRED: UFA, '23 (NYJ)
HOMETOWN: PEMBROKE PINES, FLA. // BORN: 3/25/95
NFL: FIFTH SEASON // DOLPHINS: FIRST SEASON

NFL CAREER

TRANSACTIONS:

- Signed by Miami as an unrestricted free agent from the N.Y. Jets on March 16, 2023.
- Signed to the N.Y. Jets' practice squad on Nov. 25, 2020.
- Waived by the N.Y. Jets on Nov. 23, 2020.
- Signed to the N.Y. Jets' active roster on Nov. 21, 2020.
- Signed to the N.Y. Jets' practice squad on Nov. 12, 2020.
- Waived by the N.Y. Jets on Nov. 10, 2020.
- Signed to the N.Y. Jets' active roster on Nov. 9, 2020.
- Signed to the N.Y. Jets' practice squad on Oct. 5, 2020.
- Waived by the N.Y. Jets on Oct. 1, 2020.
- Signed to the N.Y. Jets' active roster on Sept. 12, 2020.
- Signed to the N.Y. Jets' practice squad on Sept. 6, 2020.
- Waived by the N.Y. Jets on Sept. 5, 2020.
- Signed to the N.Y. Jets' practice squad on Sept. 25, 2019.
- Waived by Dallas on Aug. 31, 2019.
- 5th-round pick (171st overall) by Dallas in the 2018 NFL Draft.

CAREER HONORS:

- FedEx Air NFL Player of the Week (vs. Chicago, 11/27/22).
- AFC Offensive Player of the Week (vs. Cincinnati, 10/31/21).
- FedEx Air NFL Player of the Week (vs. Cincinnati, 10/31/21).

CAREER HIGHLIGHTS:

- Played in 8 career games with 7 starts.
- 191-of-307 passing (62.2 pct.) for 2,145 yards, 8 TDs and a QB rating of 75.4.
- 11 carries for 8 yards (0.7 avg.) and 1 TD.

2022 (N.Y. JETS):

- Started 4 games.
- Dressed but did not play 6 games.
- Inactive for 7 games.
- 103-of-175 passing (58.9 pct.) for 1,192 yards, 3 TDs and a QB rating of 75.7.

- 6 carries for 9 yards (1.5 avg.) and 1 TD.
- VS. CHICAGO (11/27):** 22-of-28 passing (78.6 pct.) for 315 yards, 3 TDs and a QB rating of 149.3; 3 carries for 2 yards (0.7 avg.).
- Threw an 8-yard TD pass to WR Garrett Wilson on his 1st possession of the season to give the Jets an early lead.
 - Found Wilson again on a 54-yard TD with less than 5 minutes remaining in the 2nd quarter to give the Jets a 14-10 lead.
 - Extended the Jets lead to 24-10 on a 22-yard TD pass to WR Elijah Moore in the 3rd quarter.
- AT MINNESOTA (12/4):** 31-of-57 passing (54.4 pct.) for 369 yards and a QB rating of 59.8; 3 carries for 7 yards (2.3 avg.) and 1 TD.
- Scored on a 1-yard TD run with 6:45 remaining to make it a 1-score game.
 - It was his 1st career rushing TD.

HONORS:

- FedEx Air NFL Player of the Week (vs. Chicago, 11/27).

2021 (N.Y. JETS):

- Played in 4 games with 3 starts.
 - Dressed but did not play 7 games.
 - Inactive for 2 games.
 - Spent 4 games on the Reserve/COVID-19 list.
 - 88-of-132 passing (66.7 pct.) for 953 yards, 5 TDs and a QB rating of 75.1.
 - 5 carries for -1 yard (-0.2 avg.).
 - 1 2-point conversion reception.
- AT NEW ENGLAND (10/24):** 20-of-32 passing (62.5 pct.) for 202 yards, 1 TD and a QB rating of 64.8.
- Completed a 3-yard TD pass to WR Corey Davis in the 2nd quarter on his 1st career pass attempt.
 - Made his NFL debut.
- VS. CINCINNATI (10/31):** 37-of-45 passing (82.2 pct.) for 405 yards, 3 TDs and a QB rating of 107.9; 5 carries for -1 yard (-0.2 avg.); 1 2-point conversion reception.
- Threw 2 TD passes in the final 5 minutes to erase an 11-point deficit and beat the Bengals.
 - Completed an 8-yard TD pass to WR Braxton Berrios with 15 seconds left of the 1st half.
 - Found RB Ty Johnson on a 19-yard TD pass with 4:36 remaining to make it a 1-score game.
 - Hit TE Tyler Kroft for a game-winning 13-yard TD pass with 3:45 to play.
 - Also caught a 2-point conversion from WR

Jamison Crowder.

- Became the 1st QB in NFL history with 300+ passing yards and a 75+ completion pct. in their 1st NFL start.

HONORS:

- AFC Offensive Player of the Week (vs. Cincinnati, 10/31).
- FedEx Air NFL Player of the Week (vs. Cincinnati, 10/31).

2020 (N.Y. JETS):

- Dressed but did not play 7 games.
- Spent the rest of the season on the N.Y. Jets' practice squad.

2019 (DALLAS/N.Y. JETS):

- Spent 14 games on the N.Y. Jets' practice squad.
- Spent the offseason program and training camp with Dallas.

2018 (DALLAS):

- Inactive for all 16 games.

POSTSEASON:

NFC WILD CARD VS. SEATTLE (1/5): Inactive.

NFC DIVISIONAL AT L.A. RAMS (1/12): Inactive.

BEFORE THE NFL

COLLEGE (WESTERN KENTUCKY):

- 2-year starter (2016-17).
- Transferred to Western Kentucky from South Florida following his sophomore season in 2014.

CAREER (AT WESTERN KENTUCKY): Started all 27 games; 648-of-976 passing (66.4 pct.) for 8,540 yards and 63 TDs; 93 carries for -342 yards (-3.7 avg.) and 6 TDs.

- His 8,540 career passing yards were 3rd in school history.
- His 648 career completions were 4th in school history.

SENIOR (2017 AT WESTERN KENTUCKY): Started all 13 games; 368-of-560 passing (65.7 pct.) for 4,177 yards and 26 TDs; 64 carries for -268 yards (-4.2 avg.) and 6 TDs.

- 2nd-team All-CUSA.

- Finished the season with 8 consecutive 300-yard passing games.

- His 4,177 passing yards were 4th in FBS while his 560 attempts ranked 2nd and his 368 completions led the nation.

JUNIOR (2016 AT WESTERN KENTUCKY): Started all 14 games; 280-of-416 passing (67.3 pct.) for 4,363 yards and 37 TDs; 29 carries for -74 yards (-2.6 avg.).

- 2nd-team All-CUSA.

- C-USA Newcomer of the Year.

- His 181.4 passer rating was 3rd in FBS and a single-season school record.

- Helped his offense lead the nation with 45.5 points per game.

- Sat out 2015 due to transfer requirements.

SOPHOMORE (2014 AT SOUTH FLORIDA): Played in 11 games with 10 starts; 122-of-242 passing (50.4 pct.) for 1,639 yards and 8 TDs; 29 carries for -85 yards (-2.9 avg.).

TRUE FRESHMAN (2013 AT SOUTH FLORIDA): Played in 6 games with 5 starts; 93-of-175 passing (53.1 pct.) for 1,083 yards and 3 TDs; 14 carries for -43 yards (-3.1 avg.).

HIGH SCHOOL (UNIVERSITY SCHOOL – DAVIE, FLA.)

- Also lettered in baseball and earned 1st-team all-county honors as a pitcher.

SENIOR (2012): 176-of-256 passing (68.8 pct.) for 2,201 yards and 22 TDs.

- 2nd-team all-state.

- 1st-team all-county.

- Broward County Player of the Year.

- Helped his team win a state championship.

MIKE WHITE'S NFL REGULAR SEASON PASSING STATS

YEAR	TEAM	GP	GS	ATT	CMP	PCT	YDS	Y/A	TD	INT	LG	SK/YDS	RATE
2018	DALLAS	0	0	0	0	0.0	0	0.0	0	0	-	0/0	-
2019	N.Y. JETS	PRACTICE SQUAD											
2020	N.Y. JETS	0	0	0	0	0.0	0	0.0	0	0	-	0/0	-
2021	N.Y. JETS	4	3	132	88	66.7	953	7.2	5	8	28	4/18	75.1
2022	N.Y. JETS	4	4	175	103	58.9	1192	6.8	3	4	60	9/76	75.7
NFL TOTALS		8	7	307	191	62.2	2145	7.0	8	12	60	13/94	75.4

MIKE WHITE'S NFL REGULAR SEASON RUSHING/RECEIVING STATS

YEAR	TEAM	GP	GS	RUSHING					RECEIVING				
				ATT	YDS	AVG	LG	TD	REC	YDS	AVG	LG	TD
2018	DALLAS	0	0	0	0	0.0	-	0	0	0	0.0	-	0
2019	N.Y. JETS	PRACTICE SQUAD											
2020	N.Y. JETS	0	0	0	0	0.0	-	0	0	0	0.0	-	0
2021	N.Y. JETS	4	3	5	-1	-0.2	2	0	0	0	0.0	-	0
2022	N.Y. JETS	4	4	6	9	1.5	4	1	0	0	0.0	-	0
NFL TOTALS		8	7	11	8	0.7	4	1	0	0	0.0	-	0

ADDITIONAL STATS

2-Point Conversions: (N.Y. Jets) 1 reception in 2021.
 Career Regular Season Record As A Starter: (N.Y. Jets)
 1-2 in 2021, 1-3 in 2022 for total of 2-5.

SINGLE-GAME CAREER HIGHS

Pass Attempts: 57 at Minnesota, 12/4/22
Completions: 37 vs. Cincinnati, 10/31/21
Passing Yards: 405 vs. Cincinnati, 10/31/21
TD Passes: 3 Twice, last: vs. Chicago, 11/27/22
Longest Pass: 60 at Minnesota, 12/4/22
Completion Pct. (min. 20 att.): 82.2 vs. Cincinnati, 10/31/21
Passer Rating: 149.3 vs. Chicago, 11/27/22
Rush Attempts: 5 vs. Cincinnati, 10/31/21
Rushing Yards: 7 at Minnesota, 12/4/22
Longest Run: 4 at Minnesota, 12/4/22
Rushing TDs: 1 at Minnesota, 12/4/22

WHITE'S 4TH QUARTER COMEBACK VICTORIES (1)

DATE	OPP	4Q DEFICIT	4Q/OT STATS	FINAL SCORE
1. 10/31/21	vs. Cin.	20-31	10-8-103-2-0	34-31

WHITE'S GAME-WINNING DRIVES (1)

DATE	OPP	GW SCORE	TIME LEFT	FINAL SCORE
1. 10/31/21	vs. Cin.	Kroft 13-yard rec	3:45	34-31

300-YARD PASSING GAMES (3)

DATE	OPP	ATT	CMP	PCT	YDS	TD	INT	LG	RATE
10/31/21	vs. Cin.	45	37	82.2	405	3	2	26	107.9
11/27/22	vs. Chi.	28	22	78.6	315	3	0	54t	149.3
12/4/22	at Min.	57	31	54.4	369	0	0	60	59.8

2021 GAME-BY-GAME STATS (N.Y. JETS)

DATE	OPPONENT	P/S	ATT	CMP	PCT	YDS	TD	INT	LG	SK/YDS
09/12	at Carolina									
09/19	NEW ENGLAND									
09/26	at Denver									
10/03	TENNESSEE									
10/10	at Atlanta									
10/24	at New England	1/0	32	20	62.5	202	1	2	22	1/8
10/31	CINCINNATI	1/1	45	37	82.2	405	3	2	26	2/8
11/04	at Indianapolis	1/1	11	7	63.6	95	1	0	26	0/0
11/14	BUFFALO	1/1	44	24	54.5	251	0	4	28	1/2
11/21	MIAMI									
11/28	at Houston									
12/05	PHILADELPHIA									
12/12	NEW ORLEANS									
12/19	at Miami									
12/26	JACKSONVILLE									
01/02	TAMPA BAY									
01/09	at Buffalo									
2021 TOTALS		4/3	132	88	66.7	953	5	8	28	4/18

2022 GAME-BY-GAME STATS (N.Y. JETS)

DATE	OPPONENT	P/S	ATT	CMP	PCT	YDS	TD	INT	LG	SK/YDS
09/11	BALTIMORE									
09/18	at Cleveland									
09/25	CINCINNATI									
10/02	at Pittsburgh									
10/09	MIAMI									
10/16	at Green Bay									
10/23	at Denver									
10/30	NEW ENGLAND									
11/06	BUFFALO									
11/20	at New England									
11/27	CHICAGO	1/1	28	22	78.6	315	3	0	54t	1/7
12/04	at Minnesota	1/1	57	31	54.4	369	0	2	60	1/3
12/11	at Buffalo	1/1	44	27	61.4	268	0	0	25	3/30
12/18	DETROIT									
12/22	JACKSONVILLE									
01/01	at Seattle	1/1	46	23	50.0	240	0	2	30	4/36
01/08	at Miami									
2022 TOTALS		4/4	175	103	58.9	1192	3	4	54t	9/76

94

CHRISTIAN WILKINS



DEFENSIVE TACKLE // 6-4 // 310 // CLEMSON '19
 ACQUIRED: D1, '19
 HOMETOWN: SPRINGFIELD, MASS. // BORN: 12/20/95
 NFL: FIFTH SEASON // DOLPHINS: FIFTH SEASON

C 2022, 2023

NFL CAREER

TRANSACTIONS:

- 1st-round pick (13th overall) by Miami in the 2019 NFL Draft.

CAREER HONORS:

- No. 81 on the NFL Network Top 100 list in 2023.

CAREER HIGHLIGHTS:

- Played in 64 career games with 60 starts.
- 290 tackles (166 solo), 11.5 sacks, 1 interception, 17 passes defended, 3 forced fumbles and 4 fumble recoveries.
- 2 receptions for 2 yards (2.0 avg.) and 2 TDs.
- Started 1 postseason game.
- His 290 career tackles are 2nd-most among all NFL defensive linemen since he entered the league in 2019:

NFL DEFENSIVE LINEMEN TACKLES LEADERS (SINCE 2019)

PLAYER	TEAM	TOT	SOLO	ASST
1. Cameron Heyward	Pit.	300	173	127
2. CHRISTIAN WILKINS	MIA.	290	166	124
3. DeForest Buckner	SF/Ind.	261	154	107
4. Sam Hubbard	Cin.	260	146	114
5. Jonathan Allen	Was.	257	157	100

- His 98 tackles in 2022 were the most by an NFL defensive lineman since 1994:

MOST TACKLES IN A SEASON BY A D-LINEMAN (SINCE 1994)

PLAYER	TM	YR	TKLS
1. CHRISTIAN WILKINS	MIA.	2022	98
2. Anthony Spencer	Dal.	2012	95
Michael Bankston	Ari.	1997	95
Ted Washington	Buf.	1996	92
5. CHRISTIAN WILKINS	MIA.	2021	89
Cameron Heyward	Pit.	2021	89
Aaron Kampman	GB	2006	89

- He led all NFL defensive linemen with 98 tackles in 2022:

NFL DEFENSIVE LINEMEN TACKLES LEADERS (2022)

PLAYER	TEAM	TOT	SOLO	ASST
1. CHRISTIAN WILKINS	MIA.	98	59	39
2. Maxx Crosby	LV	87	58	29
3. DeForest Buckner	Ind.	74	44	30
Cameron Heyward	Pit.	74	39	35
5. Zach Sieler	Mia.	70	41	29
Grover Stewart	Ind.	70	44	26

- His 98 tackles in 2022 were the most by a Dolphins defensive lineman since since full tackle records began in 1986:

MOST TACKLES IN A SEASON BY A DOLPHINS D-LINEMAN (SINCE 1986)

PLAYER	POS	YR	TKLS
1. CHRISTIAN WILKINS	DT	2022	98
2. Jeff Cross	DE	1993	93
3. CHRISTIAN WILKINS	DT	2021	89
4. Marco Coleman	DE	1992	84
5. Larry Jackson	DE	1997	78

- His 56 tackles in 2019 were the most by any rookie defensive lineman in the league that season:

2019 NFL TACKLES LEADERS (ROOKIE DEFENSIVE LINEMEN)

PLAYER	TEAMS	TOT	SOLO	ASST
1. CHRISTIAN WILKINS	MIA.	56	30	26
2. Nick Bosa	SF	47	32	15
3. Maxx Crosby	Oak.	46	35	11
4. Josh Allen	Jax.	44	31	13
5. Ed Oliver	Buf.	43	24	19

- His 56 tackles in 2019 were the 5th-most by an NFL rookie defensive lineman since 2015.
- His 56 tackles in 2019 were tied for the 5th-most by any defensive tackle in the NFL that season:

2019 NFL TACKLES LEADERS (DEFENSIVE TACKLES)

PLAYER	TEAM	TOT	SOLO	ASST
1. Cameron Heyward	Pit.	83	51	32
2. Davon Godchaux	Mia.	75	33	42
3. Grady Jarrett	Atl.	69	38	31
4. Sheldon Richardson	Cle.	62	43	19
5. CHRISTIAN WILKINS	MIA.	56	30	26
6. Tyeler Davison	Atl.	55	26	29

- Is a 2-time team captain (2022-23).

2023 (MIAMI):

HONORS:

- No. 81 on the NFL Network Top 100 list.

2022 (MIAMI):

- Started all 17 games.
- 98 tackles (59 solo), 3.5 sacks, 6 passes defended, 2 forced fumbles and 1 fumble recovery.
- Served as a team captain.

VS. PITTSBURGH (10/23): 6 tackles (4 solo) and 0.5 sack.

- Split a sack of QB Kenny Pickett with LB Jaelen Phillips on a 2nd-and-10 snap with just under 2

minutes left in the game.

AT SAN FRANCISCO (12/4): 12 tackles (7 solo) and 1 forced fumble.

- Stripped the ball from WR Jauan Jennings in the 2nd quarter.

AT BUFFALO (12/17): 6 tackles (4 solo), 1 forced fumble and 1 fumble recovery.

- Recovered a fumble by QB Josh Allen that was forced by LB Jaelan Phillips in the 4th quarter.
- On the next defensive snap, forced a fumble of QB Josh Allen that was recovered by Buffalo.

POSTSEASON:

AFC WILD CARD AT BUFFALO (1/15): 4 tackles (2 solo) and 1.0 sack.

- Split a sack with DT Zach Sieler of QB Josh Allen on a 3rd-and-8 snap early in the 2nd quarter.
- Split a sack with DT Zach Sieler of QB Josh Allen on a 2nd-and-8 snap late in the 2nd quarter.

2021 (MIAMI):

- Started all 17 games.
- 89 tackles (49 solo), 4.5 sacks, 4 passes defended, 1 forced fumble and 1 fumble recovery.
- 1 reception for 1 yard and 1 TD.

AT JACKSONVILLE IN LONDON (10/17): 3 tackles (2 solo), 1.0 sack and 1 forced fumble.

- Strip-sacked QB Trevor Lawrence in the 3rd quarter and the fumble was recovered by DT Zach Sieler.

AT N.Y. JETS (11/21): 3 tackles (2 solo) and 1 fumble recovery.

- Recovered a QB Joe Flacco fumble forced by S Brandon Jones in the 2nd quarter.

VS. N.Y. JETS (12/19): 7 tackles (2 solo) and 1 pass defended; 1 reception for 1 yard and 1 TD.

- Caught a 1-yard TD pass from QB Tua Tagovailoa in the 4th quarter to give Miami a 24-17 lead.

VS. NEW ENGLAND (1/9): 7 tackles (6 solo), 1.0 sack and 1 pass defended.

- Sacked QB Mac Jones for a loss of 8 yards on 3rd-and-4 in the 3rd quarter.

2020 (MIAMI):

- Played in 14 games with 12 starts.
- Spent 2 games on the Reserve/COVID-19 list.
- 47 tackles (28 solo), 1.5 sacks, 1 interception, 5 passes defended and 1 fumble recovery.
- Member of the team's Social Impact Committee.

AT SAN FRANCISCO (10/11): 2 tackles (1 solo) and 1 fumble recovery.

- Recovered a QB C.J. Beathard fumble forced by DE Emmanuel Ogbah in the 4th quarter.

VS. N.Y. JETS (10/18): 5 tackles (3 solo), 1.0 sack and 2 passes defended.

- Sacked QB Joe Flacco in the 2nd quarter on 3rd-and-6 for a loss of 8 yards.

VS. L.A. RAMS (11/1): 5 tackles (3 solo), 1 interception and 1 pass defended.

- Intercepted QB Jared Goff in the 2nd quarter and returned it 8 yards for his 1st career interception.

HONORS:

- Won the Nat Moore Community Service Award as part of the team's Social Impact Committee.

2019 (MIAMI):

- Played in all 16 games with 14 starts.
- 56 tackles (30 solo), 2.0 sacks and 2 passes defended.

- 1 reception for 1 yard and 1 TD.

- His 56 tackles were the most by any rookie defensive lineman in the league.

- His 56 tackles were the 5th-most by an NFL rookie defensive lineman since 2015.

- His 56 tackles were the 5th-most by any defensive tackle in the NFL.

VS. N.Y. JETS (11/3): 5 tackles (3 solo) and 1.0 sack.

- Sacked QB Sam Darnold on 3rd-and-3 forcing a Jets missed field goal.

- It was his 1st career sack.

AT CLEVELAND (11/24): 6 tackles (3 solo).

VS. CINCINNATI (12/22): 3 solo tackles and 1.0 sack; 1 reception for 1 yard and 1 TD.

- Scored a 1-yard TD on Miami's first possession. He caught a pass out of the backfield and recovered his own fumble in the end zone for the score. It was the 1st reception and TD of his career.

- Is the 2nd Dolphins defensive player ever to catch a touchdown (Vern den Herder).

- Is just the 3rd player NFL player in the 2010s decade to catch a TD and record a sack on the same game (Vita Vea and J.J. Watt).

- Sacked QB Andy Dalton in the 3rd quarter.

BEFORE THE NFL

COLLEGE (CLEMSON):

- 4-year letterman (2015-18) and 3-year starter.

CAREER: Played in all 59 games with 45 starts; 191 tackles (94 solo), 16 sacks, 16 passes defended, 2 forced fumbles and 4 fumble recoveries; 2 blocked kicks; 4 carries for 13 yards (3.3 avg.) and 2 TDs; 2 receptions for 32 yards (16.0 avg.) and 1 TD.

- Finished his career tied for the most games played in school history (59).

- 1 of 4 players in school history to earn All-American honors in 3 different seasons.

SENIOR (2018): Started all 15 games; 50 tackles (26 solo), 6 sacks, 2 passes defended, 1 forced fumble and 2 fumble recoveries; 1 blocked kick; 3 carries for 3 yards (1.0 avg.) and 2 TDs.

- Won the William V. Campbell Trophy (nation's best scholar-athlete) and became the 1st player in school history to win the award.

- Unanimous 1st-team All-American.

- 1st-team All-ACC.

- Finalist for the Chuck Bednarik Award (nation's top defensive player).

- Finalist for the Bronko Nagurski Trophy (best defensive player).

- Finalist for the Outland Trophy (nation's best interior lineman).

- Finalist for the Lombardi Award (based on performance, leadership, character and resiliency).

- Finalist for the Lott IMPACT Trophy (best defensive player in character and performance).

- Finalist for the Senior CLASS Award (most

outstanding senior).

- Helped his team win the College Football Playoff National Championship.
- Voted a team captain.

JUNIOR (2017): Started all 14 games; 60 tackles (26 solo), 4.5 sacks and 4 passes defended.

- Won the Bill Willis Award (nation's best defensive lineman).
- 1st-team All-American.
- 1st-team All-ACC.
- Served as a team captain.

SOPHOMORE (2016): Started all 15 games; 48 tackles (24 solo), 3.5 sacks, 10 passes defended and 2 fumble recoveries; 1 blocked kick; 1 carry for 10 yards; 1 reception for 1 yard and 1 TD.

- 1st-team All-American.
- 2nd-team All-ACC.
- Finalist for the Bronko Nagurski Trophy (nation's best defensive player).
- Helped his team win the College Football Playoff National Championship.

TRUE FRESHMAN (2015): Played in all 15 games with 1 start; 33 tackles (18 solo), 2 sacks and 1 forced fumble; 1 reception for 31 yards.

- Freshman All-American.

HIGH SCHOOL (SUFFIELD ACADEMY – SUFFIELD, CT.)

- Also lettered in basketball.

CAREER: Played in 35 games; 253 tackles, 28.5 sacks and 6 fumble recoveries.

SENIOR (2014): 71 tackles, 8 sacks and 4 forced fumbles.

JUNIOR (2013): 57 tackles.

SOPHOMORE (2012): 12 receptions for 209 yards (17.4 avg.) and 2 TDs.

OFF THE FIELD

COMMUNITY:

2022:

- Partnered with Dade County Federal Credit Union to distribute 800 Thanksgiving turkeys to Miami Gardens families.
- Along with defensive teammates, hosted a Thanksgiving dinner at Hard Rock Stadium for 100 kids from Big Brothers Big Sisters of Broward and Miami.
- Hosted a Halloween shopping event at Spirit

Halloween for 35 children from Break the Cycle and Alex's Place, the pediatric hematology-oncology clinic at the Sylvester Comprehensive Cancer Center.

- Participated in the 35-mile bike ride at DCC XII to benefit Sylvester Comprehensive Cancer Center.

2021:

- Partnered with Dade County Federal Union to distribute hundreds of Thanksgiving turkeys and meals for South Florida families involved in the Head Start Program for school readiness in low-income households.

2020:

- Helped establish the Social Impact Committee to make a difference in civic engagement, education and economic empowerment.
- Rode the 25-mile Fort Lauderdale Ride in the 2020 Dolphins Cancer Challenge.

2019:

- In 2019, along with fellow Dolphins rookies, collaborated with Neighbors4Neighbors to sponsor four South Florida families with holiday gifts and game tickets.
- Delivered Thanksgiving meals to local families in need with the Fort Lauderdale Police Department through Football Unites.
- Visited children at Alex's Place at Sylvester Comprehensive Cancer Center.
- Volunteered with Big Brothers Big Sisters of Miami for the Top Golf event through Football Unites.
- Delivered and assembled beds for two South Florida families in need in partnership with Ashley HomeStore.
- Spent time with 80 local youth from the His House Children's Home, a Miami Gardens foster care residential facility, and shopped for back-to-school shoes at DSW Designer Shoe Warehouse.
- Surprised 100 underprivileged kids in South Florida with brand new beds in partnership with Ashley HomeStore and helped host the 3rd annual Hope to Dream Sleepover at the Baptist Health Training Facility.

PERSONAL:

- **GRADUATE DEGREE:** Athletic leadership.
- **MAJOR:** Communication.

CHRISTIAN WILKINS' NFL REGULAR SEASON STATS

YEAR	TEAM	GP	GS	TACKLES					INTERCEPTIONS					FUMBLES	
				TOT	SOLO	ASST	SK	YDS	INT	YDS	LG	TD	PD	FF	FR
2019	MIAMI	16	14	56	30	26	2.0	14.0	0	0	0	0	2	0	1
2020	MIAMI	14	12	47	28	19	1.5	10.0	1	8	8	0	5	0	1
2021	MIAMI	17	17	89	49	40	4.5	31.0	0	0	0	0	4	1	1
2022	MIAMI	17	17	98	59	39	3.5	24.5	0	0	0	0	6	2	1
NFL TOTALS		64	60	290	166	124	11.5	79.5	1	8	8	0	17	3	4

CHRISTIAN WILKINS' NFL PLAYOFF STATS

YEAR	TEAM	GP	GS	TACKLES					INTERCEPTIONS					FUMBLES	
				TOT	SOLO	ASST	SK	YDS	INT	YDS	LG	TD	PD	FF	FR
2022	MIAMI	1	1	4	2	2	1.0	1.0	0	0	0	0	0	0	0
PLAYOFF TOTALS		1	1	4	2	2	1.0	1.0	0	0	0	0	0	0	0

ADDITIONAL STATS

Receiving: 1 for 1 yard and 1 TD in 2019; 1 for 1 yard and 1 TD in 2021.

SINGLE-GAME CAREER HIGHS

Tackles: 12 at San Francisco, 12/4/22
Sacks: 1.0 11 times, last: at Buffalo, 1/15/23*
Interceptions: 1 vs. L.A. Rams, 11/1/20
Passes Defensed: 2 3 times, last: vs. Green Bay, 12/25/22
Forced Fumbles: 1 3 times, last: at Buffalo, 12/17/22
Fumble Recoveries: 1 4 times, last: at Buffalo, 12/17/22

* AFC Wild Card game



58

CONNOR WILLIAMS

OFFENSIVE LINEMAN // 6-5 // 312 // TEXAS '18

ACQUIRED: UFA, '22 (DAL.)

HOMETOWN: COPPELL, TEXAS. // BORN: 5/12/97

NFL: SIXTH SEASON // DOLPHINS: SECOND SEASON

NFL CAREER

TRANSACTIONS:

- Signed by Miami as an unrestricted free agent from Dallas on March 17, 2022.
- 2nd-round pick (50th overall) by Dallas in the 2018 NFL Draft.

CAREER HIGHLIGHTS:

- Played in 74 career games with 68 starts – 47 at left guard, 18 at center, 2 at right guard and 1 at fullback.
- 3 miscellaneous tackles.
- Started 4 postseason games – 3 with Dallas and 1 with Miami.

2022 (MIAMI):

- Started all 17 games at center.

VS. NEW ENGLAND (9/11): Started at center.

- Made his Dolphins debut.

AT BALTIMORE (9/18): Started at center.

- Helped the Dolphins overcome a 21-point fourth-quarter deficit and post 547 total yards in the win.

AT DETROIT (10/30): Started at center.

- Helped the Dolphins total 476 yards of offense in the come-from-behind victory.

VS. CLEVELAND (11/13): Started at center.

- Helped the offense total 491 yards and 39 points while not allowing QB Tua Tagovailoa to get sacked.

POSTSEASON:

AFC WILD CARD AT BUFFALO (1/15): Started at center.

2021 (DALLAS):

- Played in all 17 games with 14 starts – 13 at left guard and 1 at fullback.

AT TAMPA BAY (9/9): Started at left guard.

AT NEW ENGLAND (10/17): Started at left guard.

- Protected QB Dak Prescott as the team did not allow a sack.

VS. WASHINGTON (12/26): Started at left guard.

POSTSEASON:

NFC WILD CARD VS. SAN FRANCISCO (1/16): Started at left guard.

2020 (DALLAS):

- Started all 16 games – 15 at left guard and 1 at

center.

- 1 miscellaneous tackle.

VS. ATLANTA (9/20): Started at left guard.

- Paved the way for a ground attack that scored 4 rushing touchdowns, including 3 from QB Dak Prescott.

AT CINCINNATI (12/13): Started at left guard.

VS. PHILADELPHIA (12/27): Started at left guard.

2019 (DALLAS):

- Started 11 games at left guard.
- Inactive for 1 game.
- Missed the final 4 games after being placed on injured reserve on Dec. 2.

VS. MIAMI (9/22): Started at left guard.

- Paved the way for RB Ezekiel Elliott and RB Tony Pollard to each have a 100-yard rushing output.

VS. GREEN BAY (10/6): Started at left guard.

- Helped the offense produce a season-high 563 yards of total offense.

AT N.Y. GIANTS (11/4): Started at left guard.

- Protected QB Dak Prescott as the team did not allow a sack.

2018 (DALLAS):

- Played in 13 games with 10 starts – 8 at left guard and 2 at right guard.
- Dressed but did not play in 2 games.
- Inactive for 1 game.

AT CAROLINA (9/9): Started at left guard.

- Made his NFL debut.

VS. DETROIT (9/30): Started at left guard.

- Blocked for RB Ezekiel Elliott to have a 152-yard rushing game.

VS. JACKSONVILLE (10/14): Started at left guard.

POSTSEASON:

NFC WILD CARD VS. SEATTLE (1/5): Started at left guard.

NFC DIVISIONAL AT L.A. RAMS (1/12): Started at left guard.

BEFORE THE NFL

COLLEGE (TEXAS):

- 3-year starter (2015-17)

CAREER: Played in 29 games with 28 starts at left tackle.

JUNIOR (2017): Started 5 games at left tackle.

SOPHOMORE (2016): Played in all 12 games with

11 starts at left tackle

- 1st-team All-American.
- 1st-team All-Big-12.

TRUE FRESHMAN (2015): Started all 12 games at left tackle.

- 1st-team Freshman All-American.
- Honorable mention All-Big-12.

HIGH SCHOOL (COPELL HS – COPELL, TEXAS)

- Played tight end and also on the offensive and defensive lines.

SENIOR (2014): 38 tackles, 3.0 sacks, 5 forced fumbles and 2 passes defended.

- 2nd-team all-state.
- 2nd-team all-area.
- 1st-team all-district.

JUNIOR (2013): 3 receptions for 20 yards and 1 TD.

- 2nd-team all-district.

OFF THE FIELD

PERSONAL:

- **MAJOR:** Business finance.

CONNOR WILLIAMS' NFL REGULAR SEASON STATS

GAMES/STARTS: (Dallas) 2018: 13/10, 2019: 11/11, 2020: 16/16, 2021: 17/14, (Miami) 2022: 17/17 **NFL TOTALS: 74/68**


CONNOR WILLIAMS' NFL PLAYOFF STATS

GAMES/STARTS: (Dallas) 2018: 2/2, 2021: 1/1, (Miami) 2022: 1/1 **PLAYOFF TOTALS: 4/4**

ADDITIONAL STATS

Miscellaneous Tackles: (Dallas) 1 in 2018, 1 in 2019, 1 in 2020 for total of 3.

Miscellaneous Fumble Recoveries: (Miami) 1 in 2022.



11

CEDRICK WILSON JR.

WIDE RECEIVER // 6-2 // 197 // BOISE STATE '18

ACQUIRED: FA, '22

HOMETOWN: MEMPHIS, TENN. // BORN: 11/20/95

NFL: SIXTH SEASON // DOLPHINS: SECOND SEASON

NFL CAREER

TRANSACTIONS:

- Signed by Miami as an unrestricted free agent from Dallas on March 17, 2022.
- Signed to Dallas' active roster on Sept. 14, 2019
- Signed to Dallas' practice squad on Sept. 2, 2019.
- Waived by Dallas on Aug. 31, 2019.
- 6th-round pick (208th overall) by Dallas in the 2018 NFL Draft.

CAREER HIGHLIGHTS:

- Played in 53 career games with 4 starts.
- 79 receptions for 973 yards (12.3 avg.) and 8 TDs.
- 6 carries for 7 yards (1.2 avg.).
- 5-for-5 passing (100 pct.) for 111 yards and 1 TD for a QB rating of 158.3.
- 3 kickoff returns for 64 yards (21.3 avg.).
- 31 punt returns for 166 yards (5.4 avg.).
- 2 solo special teams tackles.
- Appeared in 2 postseason games – 1 with Dallas and 1 with Miami.

2022 (MIAMI):

- Played in 15 games.
- Inactive for 2 games.
- 12 receptions for 136 yards (11.3 avg.).
- 1 carry for 8 yards.
- 13 punt returns for 97 yards (7.5 avg.).

VS. NEW ENGLAND (9/11): 2 receptions for 20 yards (10.0 avg.); 1 carry for 8 yards.

- Made his Dolphins debut.

AT CHICAGO (11/6): 2 receptions for 23 yards (11.5 avg.); 1 punt return for 8 yards.

VS. HOUSTON (11/27): 2 receptions for 26 yards (13.0 avg.); 3 punt returns for 22 yards (7.3 avg.).

POSTSEASON:

AFC WILD CARD AT BUFFALO (1/15): 1 reception for 14 yards; 2 punt returns for 53 yards (26.5 avg.).

- Returned a punt for 50 yards in the 2nd quarter, which was the longest punt return in Dolphins postseason history.

2021 (DALLAS):

- Played in 16 games with 4 starts.
- Inactive for 1 game.
- 45 receptions for 602 yards (13.4 avg.) and 6 TDs.
- 2 carries for 11 yards (5.5 avg.).
- 5 carries for -1 yard (-0.2 avg.).

- 3-for-3 passing (100 pct.) for 88 yards for a QB rating of 118.8.

- 11 punt returns for 36 yards (3.3 avg).
- 1 solo special teams tackle.

VS. CAROLINA (10/3): 2 receptions for 30 yards (15.0 avg) and 1 TD.

- Caught a 23-yard TD pass from QB Dak Prescott in the 3rd quarter to give Dallas a 33-14 lead.

VS. LAS VEGAS (11/25): 7 receptions for 104 yards (14.9 avg.); 2 punt returns for 16 yards (8.0 avg.).

AT PHILADELPHIA (1/8): 5 receptions for 119 yards (23.8 avg.) and 2 TDs.

- Caught a 14-yard TD pass from QB Dak Prescott to tie the game at 7-7 in the 1st quarter.
- Hauled in a 24-yard TD pass from QB Dak Prescott on 3rd-and-5 in the 2nd quarter to give Dallas a 17-10 advantage.

POSTSEASON:

NFC WILD CARD VS. SAN FRANCISCO (1/16): 5 receptions for 62 yards (12.4 avg.); 1 miscellaneous tackle.

2020 (DALLAS):

- Played in all 16 games.
- 17 receptions for 189 yards (11.1 avg.) and 2 TDs.
- 3 carries for -12 yards (-4.0 avg).
- 2-for-2 passing (100 pct.) for 23 yards and 1 TD for a QB rating of 154.2.
- 5 punt returns for 20 yards (4.0 avg.).
- 1 solo special teams tackle.

AT SEATTLE (9/27): 5 receptions for 107 yards (21.4 avg.) and 2 TDs; 1 punt return for 1 yard.

- Caught a 40-yard TD pass from QB Dak Prescott on 1st-and-10 in the 2nd quarter to cut Seattle's lead to 16-15.

- Hauled in a 42-yard TD pass in the 3rd quarter from QB Dak Prescott.

VS. CLEVELAND (10/4): 3 receptions for 34 yards (11.3 avg.); 1 punt return for 6 yards.

VS. N.Y. GIANTS (10/11): 4 receptions for 22 yards (5.5 avg.); 1-for-1 passing for 11 yards and a TD for a QB rating of 152.1.

- Threw an 11-yard TD pass to QB Dak Prescott to give Dallas a 24-20 lead in the 2nd quarter.

2019 (DALLAS):

- Played in 6 games.
- Spent 1 game on the practice squad.
- Inactive for 6 games.

- Missed the rest of the season after being placed on injured reserve on Dec. 10.
- 5 receptions for 46 yards (9.2 avg.).
- 3 kickoff returns for 64 yards (21.3 avg.).
- 2 punt returns for 13 yards (6.5 avg.).

AT WASHINGTON (9/15): 1 punt return for 0 yards.

- Made his NFL debut.

AT N.Y. JETS (10/13): 5 receptions for 46 yards (9.2 avg.).

2018 (DALLAS):

- Missed the entire on injured reserve.

BEFORE THE NFL

COLLEGE (BOISE STATE):

- 2-year letterman (2016-17) and 1-year starter.
- Transferred from Coffeyville Community College following his sophomore season (2015).

CAREER (AT BOISE STATE): Played in 27 games with 18 starts; 139 receptions for 2,640 yards (19.0 avg.) and 18 TDs; 12 carries for 20 yards (1.7 avg.); 31 kickoff returns for 742 yards (23.9 avg.); 10 punt returns for 132 yards (13.2 avg.); 4-of-5 passing (80.0pct.) for 130 yards and 1 TD.

SENIOR (2017 AT BOISE STATE): Played in 14 games with 13 starts; 83 receptions for 1,511 yards (18.2 avg.) and 7 TDs; 9 carries for 13 yards (1.4 avg.); 18 kickoff returns for 465 yards (25.8 avg.) 2-of-3 passing (66.7 pct.) for 46 yards.

- 1st-team All-Mountain.

- His 1,511 receiving yards were a single-season school record.

JUNIOR (2016 AT BOISE STATE): Played in 13 games with 5 starts; 56 receptions for 1,129 yards (20.2 avg.) and 11 TDs; 3 carries for 7 yards (2.3 avg.); 13 kickoff returns for 277 yards (21.3 avg.); 10 punt returns for 132 yards (13.2 avg.) 2-for-2 passing for 84 yards and 1 TD.

- Honorable mention All-Mountain West.
- Academic All-Mountain West.

SOPHOMORE (2015 AT COFFEYVILLE): 66 receptions for 1,045 yards (15.8 avg.) and 17 TDs.

- NJCAA All-American.

TRUE FRESHMAN (2014 AT COFFEYVILLE): Played in 11 games; 629 receiving yards and 10 TDs.

- All-conference.

HIGH SCHOOL (WHITE STATION HS – MEMPHIS, TENN.)

- Played quarterback.

SENIOR (2013):

- All-state.

OFF THE FIELD

PERSONAL:

- Father, Cedrick Wilson Sr., played for San Francisco (2001-04) and Pittsburgh (2005-07) and won Super Bowl XL with the Steelers.
- **MAJOR:** Communications and an associate's degree in arts and science.

CEDRICK WILSON JR.'S NFL REGULAR SEASON STATS

YEAR	TEAM	GP	GS	RECEIVING					RUSHING				
				REC	YDS	AVG	LG	TD	ATT	YDS	AVG	LG	TD
2019	DALLAS	6	0	5	46	9.2	14	0	0	0	0.0	0	0
2020	DALLAS	16	0	17	189	11.1	42t	2	3	-12	-4.0	-1	0
2021	DALLAS	16	4	45	602	13.4	73t	6	2	11	5.5	6	0
2022	MIAMI	15	0	12	136	11.3	21	0	1	8	8.0	8	0
NFL TOTALS		53	4	79	973	12.3	73t	8	6	7	1.2	8	0

CEDRICK WILSON JR.'S NFL REGULAR SEASON RETURNING STATS

YEAR	TEAM	KICKOFF RETURN					PUNT RETURN					
		KR	YDS	AVG	LG	TD	PR	FC	YDS	AVG	LG	TD
2019	DALLAS	3	64	21.3	22	0	2	2	13	6.5	13	0
2020	DALLAS	0	0	0.0	-	0	5	5	20	4.0	10	0
2021	DALLAS	0	0	0.0	-	0	11	5	36	3.3	14	0
2022	MIAMI	0	0	0.0	-	0	13	16	97	7.5	15	0
NFL TOTALS		3	64	21.3	22	0	31	28	166	5.4	15	0

CEDRICK WILSON JR.'S NFL PLAYOFF STATS

YEAR	TEAM	GP	GS	RECEIVING					RUSHING				
				REC	YDS	AVG	LG	TD	ATT	YDS	AVG	LG	TD
2021	DALLAS	1	0	5	62	12.4	24	0	0	0	0.0	0	0
2022	MIAMI	1	0	1	14	14.0	14	0	0	0	0.0	0	0
PLAYOFF TOTALS		2	0	6	76	12.7	24	0	0	0	0.0	0	0

CEDRICK WILSON JR.'S NFL PLAYOFF RETURNING STATS

YEAR	TEAM	KICKOFF RETURN					PUNT RETURN					
		KR	YDS	AVG	LG	TD	PR	FC	YDS	AVG	LG	TD
2022	MIAMI	0	0	0.0	-	0	2	1	53	26.5	50	0
NFL TOTALS		0	0	0.0	-	0	2	1	53	26.5	50	0

ADDITIONAL STATS

Passing: (Dallas) 2-for-2 for 23 yards and 1 TD in 2020, 3-for-3 for 88 yards in 2021 for total of 5-for-5 for 111 yards and 1 TD.

Forced Fumbles: (Dallas) 1 in 2020.

Special Teams Tackles: (Dallas) 1 in 2020, 1 in 2021 for total of 2.

Miscellaneous Tackles: (P-1).

SINGLE-GAME CAREER HIGHS

Receptions: 7 vs. Las Vegas, 11/25/21
Receiving Yards: 119 at Philadelphia, 1/8/22
Longest Reception: 73t at Minnesota, 10/31/21
Receiving TDs: 2 Twice, last: at Seattle, 9/27/20

100-YARD RECEIVING GAMES (3)

DATE	OPPONENT	REC	YDS	AVG	LG	TD
9/27/20	at Seattle	5	107	21.4	42t	2
11/25/21	LAS VEGAS	7	104	14.9	51	0
1/8/22	at Philadelphia	5	119	23.8	37	2

2019 GAME-BY-GAME STATS (DALLAS)

DATE	OPPONENT	P/S	REC	YDS	AVG	LG	TD
09/08	N.Y. GIANTS		PRACTICE SQUAD				
09/15	at Washington	1/0	0	0	0.0	-	0
09/22	MIAMI	1/0	0	0	0.0	-	0
09/29	at New Orleans	1/0	0	0	0.0	-	0
10/06	GREEN BAY		INACTIVE				
10/13	at N.Y. Jets	1/0	5	46	9.2	14	0
10/20	PHILADELPHIA	1/0	0	0	0.0	-	0
11/04	at N.Y. Giants		INACTIVE				
11/10	MINNESOTA		INACTIVE				
11/17	at Detroit		INACTIVE				
11/24	at New England		INACTIVE				
11/28	BUFFALO		INACTIVE				
12/05	at Chicago	1/0	0	0	0.0	-	0
12/15	L.A. RAMS		INJURED RESERVE				
12/22	at Philadelphia		INJURED RESERVE				
12/29	WASHINGTON		INJURED RESERVE				
2019 TOTALS		6/0	5	46	9.2	14	0

2020 GAME-BY-GAME STATS (DALLAS)

DATE	OPPONENT	P/S	REC	YDS	AVG	LG	TD
09/13	at L.A. Rams	1/0	0	0	0.0	-	0
09/20	ATLANTA	1/0	0	0	0.0	-	0
09/27	at Seattle	1/0	5	107	21.4	42t	2
10/04	CLEVELAND	1/0	3	34	11.3	16	0
10/11	N.Y. GIANTS	1/0	4	22	5.5	10	0
10/19	ARIZONA	1/0	2	10	5.0	5	0
10/25	at Washington	1/0	0	0	0.0	-	0
11/01	at Philadelphia	1/0	0	0	0.0	-	0
11/08	PITTSBURGH	1/0	1	6	6.0	6	0
11/22	at Minnesota	1/0	1	7	7.0	7	0
11/26	WASHINGTON	1/0	0	0	0.0	-	0
12/08	at Baltimore	1/0	0	0	0.0	-	0
12/13	at Cincinnati	1/0	0	0	0.0	-	0
12/20	SAN FRANCISCO	1/0	0	0	0.0	-	0
12/27	PHILADELPHIA	1/0	0	0	0.0	-	0
01/03	at N.Y. Giants	1/0	1	3	3.0	3	0
2020 TOTALS		16/0	17	189	11.1	42t	2

2021 GAME-BY-GAME STATS (DALLAS)

DATE	OPPONENT	P/S	REC	YDS	AVG	LG	TD
09/09	at Tampa Bay	1/0	3	24	8.0	13	0
09/19	at L.A. Chargers	1/0	2	20	10.0	16	0
09/27	PHILADELPHIA	1/0	2	17	8.5	15	1
10/03	CAROLINA	1/0	2	30	15.0	23t	1
10/10	N.Y. GIANTS	1/1	1	35	35.0	35	0
10/17	at New England	1/1	4	42	10.5	13	0
10/31	at Minnesota	1/0	3	84	28.0	73t	1
11/07	DENVER	1/1	2	28	14.0	24	0
11/14	ATLANTA	1/0	0	0	0.0	-	0
11/21	at Kansas City	1/0	4	36	9.0	18	0
11/25	LAS VEGAS	1/1	7	104	14.9	51	0
12/2	at New Orleans		INACTIVE				
12/12	at Washington	1/0	2	18	9.0	13	0
12/19	at N.Y. Giants	1/0	0	0	0.0	-	0
12/26	WASHINGTON	1/0	2	10	5.0	6	0
01/02	ARIZONA	1/0	6	35	5.8	11	1
01/08	at Philadelphia	1/0	5	119	23.8	37	2
2021 TOTALS		16/4	45	602	13.4	73t	6

DATE	OPPONENT	P/S	REC	YDS	AVG	LG	TD
01/16	SAN FRANCISCO*	1/0	5	62	12.4	24	0

* NFC Wild Card game

2022 GAME-BY-GAME STATS (MIAMI)

DATE	OPPONENT	P/S	REC	YDS	AVG	LG	TD
09/11	NEW ENGLAND	1/0	2	20	10.0	12	0
09/18	at Baltimore	1/0	0	0	0.0	-	0
09/25	BUFFALO	1/0	0	0	0.0	-	0
09/29	at Cincinnati		INACTIVE				
10/09	at N.Y. Jets	1/0	2	20	10.0	11	0
10/16	MINNESOTA	1/0	0	0	0.0	-	0
10/23	PITTSBURGH	1/0	0	0	0.0	-	0
10/30	at Detroit	1/0	0	0	0.0	-	0
11/06	at Chicago	1/0	2	23	11.5	14	0
11/13	CLEVELAND	1/0	1	7	7.0	7	0
11/27	HOUSTON	1/0	2	26	13.0	20	0
12/04	at San Francisco	1/0	0	0	0.0	-	0
12/11	at L.A. Chargers	1/0	2	19	9.5	12	0
12/17	at Buffalo	1/0	1	21	21.0	21	0
12/25	GREEN BAY	1/0	0	0	0.0	-	0
01/01	at New England	1/0	0	0	0.0	-	0
01/08	N.Y. JETS		INACTIVE				
2022 TOTALS		15/0	12	136	11.3	21	0

DATE	OPPONENT	P/S	REC	YDS	AVG	LG	TD
01/15	at Buffalo*	1/0	1	14	14.0	14	0

* AFC Wild Card game



ISAIAH WYNN

TACKLE // 6-2 // 310 // GEORGIA '18
ACQUIRED: FA, '23
HOMETOWN: ST. PETERSBURG, FLA. // BORN: 12/9/95
NFL: SIXTH SEASON // DOLPHINS: FIRST SEASON



NFL CAREER

TRANSACTIONS:

- Signed by Miami on May 15, 2023.
- 1st-round pick (23rd overall) by New England in the 2018 NFL Draft.

CAREER HIGHLIGHTS:

- Played in 43 career games with 40 starts – 33 at left tackle, 6 at right tackle and 1 at left guard.
- 2 miscellaneous tackles.
- 1 miscellaneous fumble recovery.

2022 (NEW ENGLAND):

- Played in 9 games with 7 starts – 6 at right tackle and 1 at left tackle.
- Inactive for 4 games.
- Missed the rest of the season after being placed on injured reserve on Dec. 17.

VS. BALTIMORE (9/25):

- Started at right tackle.
- Helped block for an offense that totaled 447 yards.

AT CLEVELAND (10/16):

- Started at right tackle.
- Protected QB Mac Jones, who completed 70.6 pct. of his passes and threw for 309 yards and 2 TDs.

2021 (NEW ENGLAND):

- Played in 16 games with 15 starts at left tackle.
- Spent 1 game on the Reserve/COVID-19 list.

VS. N.Y. JETS (10/24):

- Started at left tackle.
- Blocked for an offense that totaled 54 points, 411 passing yards and 551 total yards.

VS. CLEVELAND (11/14):

- Started at left tackle.
- Helped the offense total 184 rushing yards and 45 points in the victory.

VS. JACKSONVILLE (1/2):

- Started at left tackle.
- Protected a unit that totaled 50 points, 181 rushing yards and 471 total yards.

POSTSEASON:

AFC WILD CARD AT BUFFALO (1/15):

- Inactive.

2020 (NEW ENGLAND):

- Started 10 games – 9 at left tackle and 1 at left guard.

- Missed the rest of the season after being placed on injured reserve on Nov. 28.

AT SEATTLE (9/20):

- Started at left tackle.
- Protected QB Cam Newton, who passed for 397 yards and rushed for 47 more.

VS. LAS VEGAS (9/27):

- Started at left tackle.
- Blocked for a rushing attack that totaled 250 yards, including 117 from RB Sony Michel.

2019 (NEW ENGLAND):

- Started 8 games at left tackle.
- Missed 8 games after being placed on injured reserve on Sept. 17 and being activated on Nov. 19.

VS. PITTSBURGH (9/8):

- Started at left tackle.
- Started in his NFL debut.
- Helped QB Tom Brady pass for 341 yards and 3 TDs in the season-opening victory.

VS. BUFFALO (12/21):

- Started at left tackle.
- Helped block for an offense that totaled 414 yards in the victory.

POSTSEASON:

AFC WILD CARD VS. TENNESSEE (1/4):

- Started at left tackle.

2018 (NEW ENGLAND):

- Missed the entire season after being placed on injured reserve on Sept. 1.

BEFORE THE NFL

COLLEGE (GEORGIA):

- 4-year letterman (2014-17) and 3-year starter.
- CAREER:** Played in 51 games with 41 starts – 20 at left tackle, 20 at left guard and 1 as an extra offensive lineman.

SENIOR (2017):

- Started all 15 games at left tackle.
- 2nd-team All-American.
- 1st-team All-SEC.

JUNIOR (2016):

- Started 12 games at left guard.
- SOPHOMORE (2015):** Started all 13 games – 8 at left guard and 5 at left tackle.

TRUE FRESHMAN (2014):

- Played in 11 games with 1 start as an extra offensive lineman.

HIGH SCHOOL (LAKEWOOD HS – ST. PETERSBURG, FLA.)

SENIOR (2013):

- All-American.
- 1st-team all-state.

OFF THE FIELD

PERSONAL:

- **MAJOR:** Human development and family science.

ISAIAH WYNN'S NFL REGULAR SEASON STATS

GAMES/STARTS: 2019: 8/8, 2020: 10/10, 2021: 16/15, 2022: 9/7

NFL TOTALS: 43/40

ISAIAH WYNN'S NFL PLAYOFF STATS

GAMES/STARTS: 2019: 1/1

PLAYOFF TOTALS: 1/1

ADDITIONAL STATS

Miscellaneous Tackles: 1 in 2021, 1 in 2022 for total of 2.

Miscellaneous Fumble Recoveries: 1 in 2020.



INJURED RESERVE



KEION CROSSEN
#27 • Defensive Back




ROBERT JONES
#65 • Offensive Line



JALEN RAMSEY
#5 • Cornerback



ERIC SAUBERT
#82 • Tight End



ZEKE VANDENBURGH
#57 • Linebacker



JEFF WILSON JR.
#23 • Running Back

RESERVE/PUP



NIK NEEDHAM
#40 • Cornerback

PRACTICE SQUAD



ETHAN BONNER
#38 • Cornerback



NICK BOWERS
#88 • Tight End



ROBBIE CHOSEN
#3 • Wide Receiver



TANNER CONNER
#80 • Tight End



DARRYNTON EVANS
#37 • Running Back



CAMERON GOODE
#53 • Linebacker



DA'SHAWN HAND
#93 • Defensive Tackle



CHASEN HINES
#63 • Offensive Line



ALEXANDER JOHNSON
#59 • Linebacker



JOSHUA KALU
#42 • Safety



RASHARD LAWRENCE
#97 • Defensive Tackle



BRAYLON SANDERS
#86 • Wide Receiver



JAMES TUNSTALL
#79 • Tackle



ALAMA ULUAWE
#62 • Offensive Line



RALEIGH WEBB
#83 • Wide Receiver



CHASE WINOVICH
#50 • Linebacker



C

Dolphins

10



HISTORY & RECORDS



INDIVIDUAL RECORDS

The following individual records relate solely to service with the Miami Dolphins. They include National Football League regular-season statistics only – with the exception of those single-game records marked by “*” or “**.”

*Playoff game **Super Bowl

1966-77: 14 games 1983-86: 16 games 1978-81: 16 games 1987: 15 games 1982: 9 games 1988-2020: 16 games 2021-Present: 17 games

SERVICE

MOST SEASONS

17	Dan Marino (1983-99)
15	Bob Kuechenberg (1970-84)
14	Bob Griese (1967-80)
14	Don Strock (1974-87)
14	John Denney (2005-18)
13	Nat Moore (1974-86)
13	Jason Taylor (1997-2007, 2009, 2011)
12	Larry Little (1969-80)
12	Ed Newman (1973-84)
12	Bruce Hardy (1978-89)
12	Jim Jensen (1981-92)
12	Zach Thomas (1996-2007)

MOST GAMES PLAYED

242	Dan Marino (1983-99)
224	John Denney (2005-18)
204	Jason Taylor (1997-2007, 2009, 2011)
196	Bob Kuechenberg (1970-84)
183	Nat Moore (1974-86)
168	Zach Thomas (1996-2007)
167	Ed Newman (1973-85)
166	Vern Den Herder (1971-82)
164	Jim Jensen (1981-92)
164	Richmond Webb (1990-00)
163	Don Strock (1974-87)
161	Bob Griese (1967-80)
159	Larry Little (1969-80)
157	Tim Bowens (1994-04)
156	Tim Ruddy (1994-03)
155	Olindo Mare (1997-2006)
151	Bruce Hardy (1978-89)

MOST CONSECUTIVE GAMES PLAYED

224	John Denney (1st in 2005 through 16th in 2018)
130	Jason Taylor (15th in 1999 through 16th in 2007)
128	Jim Langer (10th in 1970 through 9th in 1979)
128	Brandon Fields (1st in 2007 through 16th in 2014)
127	Garó Yepremian (2nd in 1970 through 16th in 1978)
125	Bob Baumhower (1st in 1977 through 14th in 1984)
118	Richmond Webb (3rd in 1991 through 8th in 1998)
116	Olindo Mare (1st in 1997 through 4th in 2004)
107	Dwight Stephenson (1st in 1980 through 2nd in 1987)
104	Jeff Cross (1st in 1988 through 8th in 1994)
104	Tim Bowens (1st in 1994 through 8th in 2000)
104	Vernon Carey (4th in 2004 through 12th in 2010)

MOST STARTS

240	Dan Marino (1983-99)
186	Jason Taylor (1997-2007, 2009, 2011)
176	Bob Kuechenberg (1970-84)
168	Zach Thomas (1996-2007)
162	Richmond Webb (1990-2000)
155	Tim Bowens (1994-04)
152	Bob Griese (1967-80)
152	Larry Little (1969-80)
144	Vern Den Herder (1971-82)
140	Tim Ruddy (1994-2003)

MOST CONSECUTIVE STARTS

130	Jason Taylor (15th in 1999 through 16th in 2007)
118	Richmond Webb (3rd in 1991 through 8th in 1998)
109	Jim Langer (1st in 1972 through 9th in 1979)
95	Dan Marino (6th in 1987 through 5th in 1993)
92	Tim Bowens (3rd in 1994 through 14th in 1999)
91	Norm Evans (3rd in 1969 through 9th in 1975)
87	Dick Anderson (12th in 1968 through 14th in 1974)
87	Vernon Carey (7th in 2005 through 12th in 2010)
86	Bob Baumhower (1st in 1977 through 8th in 1982)
84	Jake Scott (1st in 1970 through 14th in 1975)
81	Vern Den Herder (1st in 1972 through 11th in 1977)
81	Jeff Cross (16th in 1988 through 16th in 1993)
81	Keith Sims (11th in 1991 through 11th in 1996)
80	Randy McMichael (1st in 2002 through 16th in 2006)

MOST PRO BOWLS

9	Dan Marino (1983-87, 1991-92, 1994-95)
7	Richmond Webb (1990-96)
7	Zach Thomas (1999-2003, 2005-06)
6	Bob Griese (1970-71, 1973-74, 1977-78)
6	Jim Langer (1973-78)
6	Bob Kuechenberg (1974-75, 1977-78, 1982-83)
6	Jason Taylor (2000, 2002, 2004-07)
5	Larry Csonka (1970-74)
5	Paul Warfield (1970-74)
5	Jake Scott (1971-75)
5	Bob Baumhower (1979, 1981-84)
5	Dwight Stephenson (1983-87)
5	John Offerdahl (1986-90)
5	Mark Clayton (1984-86, 1988, 1991)
5	Cameron Wake (2010, 2012-14, 2016)

MOST CONSECUTIVE PRO BOWLS

7	Richmond Webb (1990-96)
6	Jim Langer (1973-78)
5	Larry Csonka (1970-74)
5	Paul Warfield (1970-74)
5	Jake Scott (1971-75)
5	Dan Marino (1983-87)
5	Dwight Stephenson (1983-87)
5	John Offerdahl (1986-90)
5	Zach Thomas (1999-2003)

MOST PRO BOWL STARTS

7	Dan Marino (1983-86, 1992, 1994-95)
5	Jim Langer (1973-77)
5	Jason Taylor (2000, 2002, 2004-06)
4	Dwight Stephenson (1983-86)
4	John Offerdahl (1986, 1988-90)
4	Richmond Webb (1992-95)
4	Cameron Wake (2010, 2012, 2014, 2016)
3	Larry Little (1972-74)
3	Jake Scott (1972-73, 1975)
3	Bob Baumhower (1979, 1981, 1983)
3	Sam Madison (1999-2001)
3	Zach Thomas (1999, 2002, 2006)
3	Jake Long (2009-11)
3	Xavien Howard (2018, 20-21)



INDIVIDUAL RECORDS

MOST CONSECUTIVE PRO BOWL STARTS

5	Jim Langer (1973-77)
4	Dwight Stephenson (1983-86)
4	Dan Marino (1983-86)
4	Richmond Webb (1992-95)
3	Larry Little (1972-74)
3	John Offerdahl (1988-90)
3	Sam Madison (1999-2001)
3	Jason Taylor (2004-06)
3	Jake Long (2009-11)

SCORING

MOST POINTS

CAREER

1,048	Olindo Mare (1997-06), 313 XPs, 245 FGs
830	Garo Yepremian (1970-78), 335 XPs, 165 FGs
774	Pete Stoyanovich (1989-95), 246 XPs, 176 FGs
559	Jason Sanders (2018-22), 175 XPs, 126 FGs, 1 TD
540	Uwe von Schamann (1979-84), 237 XPs, 101 FGs

SEASON

144	Olindo Mare (1999), 27 XPs, 39 FGs
144	Jason Sanders (2020), 36 XPs, 36 FGs
128	Caleb Sturgis (2014), 41 XPs, 29 FGs
124	Pete Stoyanovich (1992), 34 XPs, 30 FGs
121	Pete Stoyanovich (1991), 28 XPs, 31 FGs

GAME

24	Paul Warfield (12/15/73 vs. Detroit), 4 TDs
24	Mark Ingram (11/27/94 at N.Y. Jets), 4 TDs
24	Ronnie Brown (9/21/08 at New England), 4 TDs

MOST POINTS BY A ROOKIE

SEASON

116	Fuad Reveiz (1985), 50 XPs, 22 FGs
111	Caleb Sturgis (2013), 33 XPs, 26 FGs
103	Dan Carpenter (2008), 40 XPs, 21 FGs

MOST CONSECUTIVE GAMES SCORING POINTS

121	Garo Yepremian (8th in 1970 through 16th in 1978)
-----	---

MOST TOUCHDOWNS

CAREER

82	Mark Clayton (1983-92), 81 pass, 1 ret.
75	Nat Moore (1974-86), 74 pass, 1 run
59	Mark Duper (1982-92), 59 pass
57	Larry Csonka (1968-74, 1979), 53 run, 4 pass
54	Ricky Williams (2002-03, 2005, 2007-10), 48 run, 6 pass

SEASON

18	Mark Clayton (1984), 18 pass
17	Ricky Williams (2002), 16 run, 1 pass
16	Karim Abdul-Jabbar (1997), 15 run, 1 pass
16	Lamar Smith (2000), 14 run, 2 pass
14	Mark Clayton (1988), 14 pass

GAME

4	Paul Warfield (12/15/73 vs. Detroit), 4 pass
4	Mark Ingram (11/27/94 at N.Y. Jets), 4 pass
4	Ronnie Brown (9/21/08 at New England), 4 run

MOST TOUCHDOWNS BY A ROOKIE

SEASON

13	Ron Davenport (1985), 11 run, 2 pass
11	Karim Abdul-Jabbar (1996), 11 run
8	Andra Franklin (1981), 7 run, 1 pass
7	Larry Csonka (1968), 6 run, 1 pass
7	Troy Stradford (1987), 6 run, 1 pass
7	Chris Chambers (2001), 7 pass
7	Jaylen Waddle (2021), 1 run, 6 pass

GAME

3	Ronald Scott (10/11/87 vs. Kansas City), 3 run
3	Troy Stradford (12/7/87 vs. N.Y. Jets), 3 run
3	Sammie Smith (12/10/89 vs. New England), 3 run

MOST CONSECUTIVE GAMES SCORING A TOUCHDOWN

6	Paul Warfield (4th through 9th in 1971)
6	Mark Clayton (13th through 16th in 1988 and 2nd through 3rd in 1989)
6	Ricky Williams (16th in 2002 and 1st through 5th in 2003)

MOST FIELD GOALS

CAREER

245	Olindo Mare (1997-06), 303 att.
176	Pete Stoyanovich (1989-95), 222 att.
165	Garo Yepremian (1970-78), 242 att.
127	Dan Carpenter (2008-12), 155 att.
126	Jason Sanders (2018-22), 152 att.

SEASON

39	Olindo Mare (1999), 46 att.
36	Jason Sanders (2020), 39 att.
31	Pete Stoyanovich (1991), 37 att.
30	Pete Stoyanovich (1992), 37 att.
30	Dan Carpenter (2010), 41 att.

GAME

7	Jason Sanders (12/8/19 at N.Y. Jets), 8 att.
6	Olindo Mare (10/17/99 at New England), 6 att.
5	Garo Yepremian (9/26/71 at Buffalo), 6 att.
5	Olindo Mare (12/31/06 at Indianapolis), 5 att.
5	Dan Carpenter (10/24/10 vs. Pittsburgh), 5 att.
5	Dan Carpenter (10/31/10 at Cincinnati), 5 att.
5	Jason Sanders (10/4/20 vs. Seattle), 5 att.
5	Jason Sanders (10/11/20 at San Francisco), 5 att.

MOST FIELD GOALS BY A ROOKIE

SEASON

26	Caleb Sturgis (2013), 34 att.
22	Fuad Reveiz (1985), 27 att.
21	Uwe von Schamann (1979), 29 att.
21	Dan Carpenter (2008), 25 att.

GAME

4	Dan Carpenter (11/2/08 at Denver), 4 att.
4	Jason Sanders (11/11/18 at Green Bay), 4 att.
3	16 times (last – Jason Sanders, 10/25/18 at Houston)



INDIVIDUAL RECORDS

MOST CONSECUTIVE GAMES SCORING A FIELD GOAL

20 Garo Yepremian (10th in 1970 through 1st in 1972)

20 Olindo Mare (7th in 1998 through 10th in 1999)

MOST CONSECUTIVE FIELD GOALS

22 Jason Sanders (16th in 2019 through 9th in 2020)

19 Olindo Mare (3rd through 7th in 1999)

17 Dan Carpenter (2nd through 12th in 2009)

16 Garo Yepremian (8th through 16th in 1978)

16 Olindo Mare (7th through 16th in 2000)

HIGHEST FIELD GOAL PERCENTAGE

CAREER (min: 50 att.)

82.9 Jason Sanders (2018-22), 126 of 152

81.9 Dan Carpenter (2008-12), 127 of 155

80.9 Olindo Mare (1997-06), 245 of 303

79.3 Pete Stoyanovich (1989-95), 176 of 222

77.5 Caleb Sturgis (2013-14), 55 of 71

SEASON (min: 15 att.)

92.3 Jason Sanders (2020), 36 of 39

91.3 Jay Feely (2007), 21 of 23

91.3 Cody Parkey (2017), 21 of 23

90.5 Olindo Mare (2001), 19 of 21

90.3 Olindo Mare (2000), 28 of 31

LONGEST FIELD GOALS

60 Dan Carpenter (12/5/10 vs. Cleveland)

59 Pete Stoyanovich (11/12/89 at N.Y. Jets)

*58 Pete Stoyanovich (1/5/91 vs. Kansas City)

58 Dan Carpenter (1/1/12 vs. N.Y. Jets)

56 Jason Sanders (11/8/20 at Arizona)

LONGEST FIELD GOALS BY A ROOKIE

59 Pete Stoyanovich (11/12/89 at N.Y. Jets)

54 Caleb Sturgis (9/15/13 at Indianapolis)

53 Uwe von Schamann (10/21/79 at New England)

53 Andrew Franks (10/25/15 vs. Houston)

52 Caleb Sturgis (10/27/13 at New England)

MOST POINTS AFTER TOUCHDOWN

CAREER

335 Garo Yepremian (1970-78), 351 att.

313 Olindo Mare (1997-06), 318 att.

246 Pete Stoyanovich (1989-95), 250 att.

SEASON

66 Uwe von Schamann (1984), 70 att.

52 Fuad Reveiz (1986), 55 att.

50 Fuad Reveiz (1985), 52 att.

GAME

7 Garo Yepremian (11/12/72 vs. New England), 7 att.

7 Garo Yepremian (11/24/77 at St. Louis), 8 att.

7 Pete Stoyanovich (9/3/95 vs. N.Y. Jets), 7 att.

7 Olindo Mare (9/8/02 vs. Detroit), 7 att.

MOST POINTS AFTER TOUCHDOWN BY A ROOKIE

SEASON

50 Fuad Reveiz (1985), 52 att.

40 Dan Carpenter (2008), 40 att.

38 Pete Stoyanovich (1989), 39 att.

MOST CONSECUTIVE POINTS AFTER TOUCHDOWN

110 Garo Yepremian (7th in 1972 to 2nd in 1975)

110 Pete Stoyanovich (16th in 1992 to 16th in 1995)

HIGHEST POINT AFTER TOUCHDOWN PCT.

CAREER (min: 150 att.)

99.4 Dan Carpenter (2008-12), 154 of 155

98.43 Olindo Mare (1997-06), 313 of 318

98.40 Pete Stoyanovich (1989-95), 246 of 250

96.7 Jason Sanders (2018-22), 175 of 181

95.3 Fuad Reveiz (1985-88), 161 of 169

MOST TWO-POINT CONVERSIONS

CAREER

2 Irving Fryar (1993-95), 2 pass

2 Marty Booker (2004-07), 2 pass

2 Jarvis Landry (2014-16), 2 pass

2 Preston Williams (2019-21), 2 pass

SEASON

2 Irving Fryar (1994), 2 pass

2 Marty Booker (2006), 2 pass

2 Preston Williams (2020), 2 pass

RUSHING

MOST RUSHING YARDS

CAREER

6,737 Larry Csonka (1968-74, 1979), 1,506 att.

6,436 Ricky Williams (2002-03, 2005, 2007-10), 1,509 att.

4,815 Ronnie Brown (2005-10), 1,128 att.

3,877 Mercury Morris (1969-75), 754 att.

3,644 Jim Kick (1968-74), 997 att.

SEASON

1,853 Ricky Williams (2002), 4.8 per carry

1,372 Ricky Williams (2003), 3.5 per carry

1,272 Jay Ajayi (2016), 4.9 per carry

1,258 Delvin Williams (1978), 4.6 per carry

1,139 Lamar Smith (2000), 3.7 per carry

1,121 Ricky Williams (2009), 4.7 per carry

1,117 Larry Csonka (1972), 5.2 per carry

1,116 Karim Abdul-Jabbar (1996), 3.6 per carry

1,099 Lamar Miller (2014), 5.1 per carry

1,086 Reggie Bush (2011), 5.0 per carry

1,051 Larry Csonka (1971), 5.4 per carry

1,008 Ronnie Brown (2006), 4.2 per carry

1,003 Larry Csonka (1973), 4.6 per carry

1,000 Mercury Morris (1972), 5.3 per carry

GAME

228 Ricky Williams (12/1/02 at Buffalo), 27 att.

216 Ricky Williams (12/9/02 vs. Chicago), 31 att.

214 Jay Ajayi (10/23/16 vs. Buffalo), 28 att.

*209 Lamar Smith (12/30/00 vs. Indianapolis), 40 att.

206 Jay Ajayi (12/24/16 at Buffalo), 32 att.

204 Jay Ajayi (10/16/16 vs. Pittsburgh), 25 att.

203 Reggie Bush (12/18/11 at Buffalo), 25 att.

MOST RUSHING YARDS BY A ROOKIE

SEASON

1,116 Karim Abdul-Jabbar (1996), 3.6 per carry

907 Ronnie Brown (2005), 4.4 per carry

711 Andra Franklin (1981), 3.5 per carry



INDIVIDUAL RECORDS

659	Sammie Smith (1989), 3.3 per carry
621	Jim Kiick (1968), 3.8 per carry

GAME

169	Troy Stradford (11/22/87 at Dallas), 17 att.
152	Karim Abdul-Jabbar (12/22/96 at N.Y. Jets), 30 att.
140	Leroy Harris (12/5/77 vs. Baltimore), 17 att.
132	Ronnie Brown (9/25/05 vs. Carolina), 23 att.
124	Karim Abdul-Jabbar (9/15/96 vs. N.Y. Jets), 23 att.

MOST RUSHING ATTEMPTS

CAREER

1,509	Ricky Williams (2002-03, 2005, 2007-10)
1,506	Larry Csonka (1968-74, 1979)
1,128	Ronnie Brown (2005-10)
997	Jim Kiick (1968-74)
888	Karim Abdul-Jabbar (1996-99)

SEASON

392	Ricky Williams (2003)
383	Ricky Williams (2002)
313	Lamar Smith (2001)
309	Lamar Smith (2000)
307	Karim Abdul-Jabbar (1996)

GAME

42	Ricky Williams (9/21/03 vs. Buffalo), 153 yards
*40	Lamar Smith (12/30/00 vs. Indianapolis), 209 yards
36	Ricky Williams (10/6/02 vs. New England), 105 yards
36	Ricky Williams (11/16/03 vs. Baltimore), 105 yards
34	Ricky Williams (9/14/03 at N.Y. Jets), 125 yards
**33	Larry Csonka (1/13/74 vs. Minnesota), 145 yards
33	Karim Abdul-Jabbar (9/20/98 vs. Pittsburgh), 108 yards

MOST RUSHING ATTEMPTS BY A ROOKIE

SEASON

307	Karim Abdul-Jabbar (1996)
207	Ronnie Brown (2005)
201	Andra Franklin (1981)
200	Sammie Smith (1989)
165	Jim Kiick (1968)
165	Daniel Thomas (2011)

GAME

31	J.J. Johnson (11/21/99 vs. New England), 106 yards
30	Troy Stradford (12/7/87 vs. N.Y. Jets), 120 yards
30	Karim Abdul-Jabbar (12/22/96 at N.Y. Jets), 152 yards
29	Karim Abdul-Jabbar (11/3/96 at New England), 104 yards
27	Karim Abdul-Jabbar (12/16/96 vs. Buffalo), 76 yards

MOST RUSHING TOUCHDOWNS

CAREER

53	Larry Csonka (1968-74, 1979)
48	Ricky Williams (2002-03, 2005, 2007-10)
36	Ronnie Brown (2005-10)
33	Karim Abdul-Jabbar (1996-99)
29	Mercury Morris (1969-75)

SEASON

16	Ricky Williams (2002)
15	Karim Abdul-Jabbar (1997)
14	Lamar Smith (2000)
12	Mercury Morris (1972)

12	Don Nottingham (1975)
12	Larry Csonka (1979)

GAME

4	Ronnie Brown (9/21/08 at New England), 215,5,6,2
3	Jim Kiick (12/20/70 vs. Buffalo), 4,2,2
3	Mercury Morris (11/12/72 vs. New England), 4,4,6
3	Mercury Morris (9/30/73 vs. New England), 24,70,35
*3	Larry Csonka (12/30/73 vs. Oakland), 11,2,2
3	Don Nottingham (11/3/74 vs. Atlanta), 1,2,1
3	Don Nottingham (10/5/75 at Green Bay), 11,1,11
3	Don Nottingham (10/26/75 at Buffalo), 1,1,1
3	Larry Csonka (9/23/79 vs. Chicago), 12,9,1
3	Larry Csonka (11/29/79 vs. New England), 1,1,1
3	Ronald Scott (10/11/87 vs. Kansas City), 2,4,3
3	Troy Stradford (12/7/87 vs. N.Y. Jets), 1,1,1
3	Sammie Smith (12/10/89 vs. New England), 1,7,2
3	Bernie Parmalee (12/25/94 vs. Detroit), 1,1,6
3	Karim Abdul-Jabbar (10/19/97 at Baltimore), 5,5,6
3	Karim Abdul-Jabbar (11/23/97 at New England), 1,1,1
3	Ricky Williams (10/25/09 vs. New Orleans), 4,6,8,4

MOST RUSHING TOUCHDOWNS BY A ROOKIE

SEASON

11	Ron Davenport (1985)
11	Karim Abdul-Jabbar (1996)
7	Andra Franklin (1981)
6	Larry Csonka (1968)
6	Troy Stradford (1987)
6	Sammie Smith (1989)

GAME

3	Ronald Scott (10/11/87 vs. Kansas City)
3	Troy Stradford (12/7/87 vs. N.Y. Jets)
3	Sammie Smith (12/10/89 vs. New England)

MOST CONSECUTIVE GAMES WITH A RUSHING TD

5	Mercury Morris (6th through 10th in 1972)
5	Don Nottingham (2nd through 6th in 1975)
5	Pete Johnson (8th through 12th in 1984)
5	Karim Abdul-Jabbar (10th through 14th in 1997)

HIGHEST RUSHING AVERAGE

CAREER (min: 300 att.)

5.1	Mercury Morris (1969-75), 754 att.
4.8	Tony Nathan (1979-87), 732 att.
4.7	Reggie Bush (2011-12), 443 att.
4.60	Kenyan Drake (2016-19), 333 att.
4.59	Lamar Miller (2012-15), 638 att.

SEASON (min: 100 att.)

6.4	Mercury Morris (1973), 149/954 yards
5.4	Larry Csonka (1971), 195/1,051 yards
5.3	Mercury Morris (1972), 190/1,000 yards
5.3	Tony Nathan (1981), 147/782 yards
5.2	Larry Csonka (1972), 213/1,117 yards

GAME (min: 10 att.)

13.1	Mercury Morris (9/30/73 vs. New England) 15/197
12.6	Abner Haynes (9/17/67 vs. Denver), 12/151
12.6	Devlin Williams (11/9/80 at Los Angeles), 12/151



INDIVIDUAL RECORDS

MOST 100-YARD RUSHING GAMES

CAREER

24	Ricky Williams (2002-03, 2005, 2007-10)
15	Larry Csonka (1968-74, 1979)
15	Ronnie Brown (2005-10)
10	Mercury Morris (1969-75)
9	Karim Abdul-Jabbar (1996-99)

SEASON

10	Ricky Williams (2002)
7	Ricky Williams (2003)
5	Delvin Williams (1978)
5	Reggie Bush (2011)
4	Larry Csonka (1972)
4	Karim Abdul-Jabbar (1996)
4	Lamar Smith (2000)
4	Ronnie Brown (2006)
4	Ronnie Brown (2007)
4	Ricky Williams (2009)
4	Jay Ajayi (2016)

MOST 100-YARD RUSHING GAMES BY A ROOKIE

4	Karim Abdul-Jabbar (1996)
3	Benny Malone (1974)
3	Troy Stradford (1987)
2	Jim Kiick (1968)
2	Leroy Harris (1977)
2	Ronnie Brown (2005)

MOST CONSECUTIVE 100-YARD RUSHING GAMES

5	Ricky Williams (10th through 14th in 2002)
4	Ronnie Brown (3rd through 6th in 2007)
4	Reggie Bush (12th through 15th in 2011)
3	Ricky Williams (1st through 3rd in 2002)
3	Ricky Williams (10th through 12th in 2003)
3	Ricky Williams (9th through 11th in 2009)
3	Jay Ajayi (6th through 8th in 2016)
2	Larry Csonka (11th through 12th in 1970)
2	Benny Malone (7th through 8th in 1974)
2	Don Nottingham (2nd through 3rd in 1975)
2	Mercury Morris (5th through 6th in 1975)
2	Benny Malone (7th through 8th in 1976)
2	Benny Malone (4th through 5th in 1977)
2	Andra Franklin (5th through 6th in 1982)
2	Mark Higgs (1st through 2nd in 1991)
2	Bernie Parmalee (7th through 8th in 1994)
2	Ricky Williams (2nd through 3rd in 2003)
2	Ricky Williams (14th through 15th in 2003)
2	Ricky Williams (15th through 16th in 2005)
2	Ronnie Brown (15th through 16th in 2006)
2	Ronnie Brown (3rd through 4th in 2008)
2	Lamar Miller (5th through 6th in 2015)
2	Kenyan Drake (12th through 13th in 2017)

LONGEST RUNS FROM SCRIMMAGE

97t	Lamar Miller (12/28/14 vs. N.Y. Jets)
85t	Lamar Miller (10/25/15 vs. Houston)
77t	Leroy Harris (12/5/77 vs. Baltimore)
77t	Keith Byars (11/25/93 at Dallas)
76t	Reggie Bush (12/18/11 at Buffalo)
75t	Kalen Ballage (12/16/18 at Minnesota)
71t	Jerris McPhail (10/27/97 vs. Chicago)
70t	Mercury Morris (9/30/73 vs. New England)
70	Mercury Morris (10/15/73 at Cleveland)

69	Damien Williams (11/19/17 vs. Tampa Bay)
68t	Lamar Smith (10/23/00 at N.Y. Jets)
68t	James McKnight (10/5/03 at N.Y. Giants)
68t	Ricky Williams (10/25/09 vs. New Orleans)
67	Raheem Mostert (12/17/22 at Buffalo)
66t	Benny Malone (10/9/77 at Baltimore)
66t	Kenyan Drake (11/13/17 at Carolina)
65t	Abner Haynes (9/17/67 vs. Denver)
65t	Gary Davis (9/17/78 vs. Buffalo)
65t	Ronnie Brown (10/21/05 vs. Kansas City)
65	Delvin Williams (11/9/80 at Los Angeles)
65t	Reggie Bush (9/16/12 vs. Oakland)
64	Ron Davenport (12/18/88 at Pittsburgh)
63	Norm Bulaich (9/10/78 at Baltimore)
63t	Ricky Williams (12/9/02 vs. Chicago)
62t	Ronnie Brown (9/21/08 at New England)
62t	Jay Ajayi (10/16/16 vs. Pittsburgh)
61	Chris Chambers (9/11/05 vs. Denver)
60t	Gary Davis (12/17/77 vs. Buffalo)
60	Ronnie Brown (9/30/07 vs. Oakland)

PASSING

MOST PASSING YARDS

CAREER

61,361	Dan Marino (1983-99)
25,092	Bob Griese (1967-80)
20,434	Ryan Tannehill (2012-18)
11,040	Jay Fiedler (2000-04)
8,015	Tua Tagovailoa (2020-22)

SEASON

5,084	Dan Marino (1984)
4,746	Dan Marino (1986)
4,453	Dan Marino (1994)
4,434	Dan Marino (1988)
4,208	Ryan Tannehill (2015)

GAME

521	Dan Marino (10/23/88 vs. N.Y. Jets), 35 of 60
473	Dan Marino (9/4/94 vs. New England), 23 of 42
470	Dan Marino (12/2/84 vs. L.A. Raiders), 35 of 57
469	Tua Tagovailoa (9/18/22 at Baltimore), 36 of 50
450	Dan Marino (10/1/95 at Cincinnati), 33 of 48

MOST PASSING YARDS BY A ROOKIE

SEASON

3,294	Ryan Tannehill (2012)
2,210	Dan Marino (1983)
2,005	Bob Griese (1967)

GAME

431	Ryan Tannehill (9/30/12 at Arizona), 26 of 41
361	Tua Tagovailoa (1/3/21 at Buffalo), 35 of 58
322	Dan Marino (10/9/83 vs. Buffalo), 19 of 29

MOST PASS ATTEMPTS

CAREER

8,358	Dan Marino (1983-99)
3,429	Bob Griese (1967-80)
2,911	Ryan Tannehill (2012-18)
1,603	Jay Fiedler (2000-04)
1,078	Tua Tagovailoa (2020-22)



INDIVIDUAL RECORDS

SEASON

623	Dan Marino (1986), 378 completions
615	Dan Marino (1994), 385 completions
606	Dan Marino (1988), 354 completions
590	Ryan Tannehill (2014), 392 completions
588	Ryan Tannehill (2013), 355 completions

GAME

*64	Dan Marino (12/30/95 at Buffalo), 33 completions
62	Joey Harrington (10/22/06 vs. Green Bay), 33 completions
60	Dan Marino (10/23/88 vs. N.Y. Jets), 35 completions
60	Dan Marino (11/23/97 at New England), 38 completions
58	Ryan Tannehill (11/29/15 at N.Y. Jets), 33 completions
58	Tua Tagovailoa (1/3/21 at Buffalo), 35 completions

MOST PASS ATTEMPTS BY A ROOKIE

SEASON

484	Ryan Tannehill (2012), 282 completions
331	Bob Griese (1967), 166 completions
327	David Woodley (1980), 176 completions

GAME

58	Tua Tagovailoa (1/3/21 at Buffalo), 35 completions
48	Tua Tagovailoa (12/13/20 vs. Kansas City), 28 completions
*45	Skylar Thompson (11/15/21 at Buffalo), 18 completions

MOST PASS COMPLETIONS

CAREER

4,967	Dan Marino (1983-99)
1,926	Bob Griese (1967-80)
1,829	Ryan Tannehill (2012-18)
936	Jay Fiedler (2000-04)
708	Tua Tagovailoa (2020-22)

SEASON

392	Ryan Tannehill (2014), 590 att.
385	Dan Marino (1994), 615 att.
378	Dan Marino (1986), 623 att.
363	Ryan Tannehill (2015), 586 att.
362	Dan Marino (1984), 564 att.

GAME

39	Dan Marino (11/16/86 at Buffalo), 54 att.
38	Dan Marino (11/23/97 at New England), 60 att.
36	Tua Tagovailoa (9/18/22 at Baltimore), 50 att.
35	Dan Marino (12/2/84 vs. L.A. Raiders), 57 att.
35	Dan Marino (10/23/88 vs. N.Y. Jets), 60 att.
35	Dan Marino (12/3/95 vs. Atlanta), 50 att.
35	Chad Henne (12/27/09 vs. Houston), 55 att.
35	Ryan Tannehill (12/21/14 vs. Minnesota), 47 att.
35	Tua Tagovailoa (1/3/21 at Buffalo), 48 att.

MOST PASS COMPLETIONS BY A ROOKIE

SEASON

282	Ryan Tannehill (2012), 484 att.
186	Tua Tagovailoa (2020), 290 att.
176	David Woodley (1980), 327 att.

GAME

35	Tua Tagovailoa (1/3/21 at Buffalo), 58 att.
28	Tua Tagovailoa (12/13/20 vs. Kansas City), 48 att.
26	Ryan Tannehill (9/30/12 at Arizona), 41 att.
26	Tua Tagovailoa (12/6/20 vs. Cincinnati), 39 att.

MOST CONSECUTIVE PASS COMPLETIONS

25	Ryan Tannehill (10/18/15 at Tennessee through 10/25/15 vs. Houston)
21	Ryan Fitzpatrick (9/20/20 vs. Buffalo through 9/24/20 at Jacksonville)
19	Jay Cutler (10/22/17 vs. N.Y. Jets through 11/5/17 vs. Oakland)
17	Chad Pennington (12/7/08 at Buffalo through 12/14/08 vs. San Francisco)
17	Chad Henne (12/13/09 at Jacksonville)
17	Tua Tagovailoa (11/21/21 at N.Y. Jets through 11/28/21 vs. Carolina)

MOST TOUCHDOWN PASSES

CAREER

420	Dan Marino (1983-99)
192	Bob Griese (1967-80)
123	Ryan Tannehill (2012-18)
66	Jay Fiedler (2000-04)
52	Tua Tagovailoa (2020-22)

SEASON

48	Dan Marino (1984) of 362 completions
44	Dan Marino (1986) of 378 completions
30	Dan Marino (1985) of 336 completions
30	Dan Marino (1994) of 385 completions
28	Dan Marino (1988) of 354 completions

GAME

6	Bob Griese (11/24/77 at St. Louis)
6	Dan Marino (9/21/86 at N.Y. Jets)
6	Tua Tagovailoa (9/18/22 at Baltimore)
5	Dan Marino (9/2/84 at Washington)
5	Dan Marino (12/8/85 at Green Bay)
5	Dan Marino (12/14/86 at L.A. Rams)
5	Dan Marino (11/27/88 at N.Y. Jets)
5	Dan Marino (9/4/94 vs. New England)
4	24 times (last – Tua Tagovailoa, 10/24/21 vs. Atlanta)

MOST TOUCHDOWN PASSES BY A ROOKIE

SEASON

20	Dan Marino (1983) of 173 completions
15	Bob Griese (1967) of 166 completions
14	David Woodley (1980) of 176 completions

GAME

4	John Stofa (12/18/66 vs. Houston)
3	Bob Griese (12/17/67 vs. New England)
3	David Woodley (11/9/80 at L.A. Rams)
3	David Woodley (12/14/80 at Baltimore)
3	Dan Marino (10/9/83 vs. Buffalo)
3	Dan Marino (10/16/83 at N.Y. Jets)
3	Dan Marino (11/28/83 vs. Cincinnati)

MOST CONSECUTIVE GAMES WITH A TD PASS

30	Dan Marino (10th in 1985 through 2nd in 1987 and 6th through 10th in 1987)
----	--

MOST PASSES HAD INTERCEPTED

CAREER

252	Dan Marino (1983-99)
172	Bob Griese (1967-80)
75	Ryan Tannehill (2012-18)
63	Jay Fiedler (2000-04)
42	David Woodley (1980-83)



INDIVIDUAL RECORDS

SEASON

23	Dan Marino (1986), 623 att.
23	Dan Marino (1988), 606 att.
22	Dan Marino (1989), 550 att.
21	Dan Marino (1985), 567 att.
19	Jay Fiedler (2001), 450 att.
19	Chad Henne (2010), 490 att.

GAME

5	Bob Griese (12/23/67 vs. Houston), 41 att.
5	Rick Norton (11/23/69 vs. Houston), 26 att.
5	David Woodley (10/25/81 at Dallas), 37 att.
5	Kyle Mackey (10/18/87 at N.Y. Jets), 55 att.
5	Dan Marino (10/23/88 vs. N.Y. Jets), 60 att.
5	Dan Marino (11/25/99 at Dallas), 36 att.
5	A.J. Feeley (12/5/04 vs. Buffalo), 51 att.

MOST PASSES HAD INTERCEPTED AS A ROOKIE

SEASON

18	Bob Griese (1967), 331 att.
17	David Woodley (1980), 327 att.
13	Ryan Tannehill (2012), 484 att.

GAME

5	Bob Griese (12/23/67 vs. Houston), 41 att.
3	Rick Norton (9/18/66 at Buffalo), 10 att.
3	Bob Griese (11/26/67 vs. Buffalo), 33 att.
3	David Woodley (9/28/80 vs. New Orleans), 15 att.
3	John Beck (12/2/07 vs. N.Y. Jets), 39 att.
3	Ryan Tannehill (9/9/12 at Houston), 36 att.
3	Ryan Tannehill (11/11/12 vs. Tennessee), 39 att.
3	Tua Tagovailoa (1/3/21 at Buffalo), 58 att.

MOST CONSECUTIVE GAMES STARTED WITH NO PASSES INTERCEPTED

5	Jay Fiedler (8th through 11th, 13th in 2000 – missed 12th in 2000)
5	Tua Tagovailoa (7th through 10th, 12th in 2020 – missed 11th in 2020)
5	Tua Tagovailoa (7th through 11th in 2022)
4	Bob Griese (5th through 8th in 1971)
4	Dan Marino (4th through 7th in 1997)
4	Ray Lucas (9th through 12th in 2002)
4	Ryan Tannehill (5th through 8th in 2012)
4	Ryan Tannehill (12th through 15th in 2012)
4	Ryan Tannehill (6th through 9th in 2016)

MOST CONSECUTIVE PASSES WITH NONE INTERCEPTED

193	Tua Tagovailoa (4th, 7th through 12th in 2022 – missed 5th and 6th in 2022)
160	Ryan Tannehill (15th in 2014 through 3rd in 2015)
156	Dan Marino (3rd through 8th in 1997)
152	Tua Tagovailoa (5th through 13th in 2020)
140	Bob Griese (11th through 16th in 2012)

LOWEST INTERCEPTION RATE

CAREER (min: 250 att.)

1.63	Chad Pennington (2008-10), 9 of 552 att.
1.86	Cleo Lemon (2005-07), 7 of 377 att.
2.13	Tua Tagovailoa (2020-22), 23 of 1,078 att.
2.58	Ryan Tannehill (2012-18), 75 of 2,911 att.
2.63	Gus Frerotte (2005), 13 of 494 att.

SEASON (min: 150 att.)

1.47	Chad Pennington (2008), 7 of 476 att.
1.72	Tua Tagovailoa (2020), 5 of 290 att.
1.85	Damon Huard (1999), 4 of 216 att.
1.94	Cleo Lemon (2007), 6 of 309 att.
2.00	Dan Marino (1993), 3 of 150 att.
2.00	Tua Tagovailoa (2022), 8 of 400 att.

HIGHEST COMPLETION PERCENTAGE

CAREER (min: 150 comp.)

67.6	Chad Pennington (2008-10), 373 of 552 att.
65.7	Tua Tagovailoa (2020-22), 708 of 1,078 att.
64.2	Ryan Fitzpatrick (2019-20), 494 of 769 att.
62.8	Ryan Tannehill (2012-18), 1,829 of 2,911 att.
62.0	Jay Cutler (2017), 266 of 429 att.

SEASON (min: 75 comp.)

68.5	Ryan Fitzpatrick (2020), 183 of 267 att.
67.8	Tua Tagovailoa (2021), 263 of 388 att.
67.4	Chad Pennington (2008), 321 of 476 att.
67.1	Ryan Tannehill (2016), 261 of 389 att.
66.4	Ryan Tannehill (2014), 392 of 590 att.

GAME (min: 12 comp.)

94.7	Ryan Tannehill (10/25/15 vs. Houston), 18 of 19 att.
92.3	Bob Griese (12/18/78 vs. New England), 12 of 13 att.
90.0	Ryan Fitzpatrick (9/24/20 at Jacksonville), 18 of 20
87.1	Tua Tagovailoa (11/28/21 vs. Carolina) 27 of 31
85.0	Chad Pennington (9/21/08 at New England), 17 of 20 att.

HIGHEST COMPLETION PERCENTAGE BY A ROOKIE

SEASON (min: 75 comp.)

64.1	Tua Tagovailoa (2020), 186 of 290 att.
58.4	Dan Marino (1983), 173 of 296 att.
58.3	Ryan Tannehill (2012), 282 of 484 att.
53.8	David Woodley (1980), 176 of 327 att.

GAME (min: 12 comp.)

81.0	Bob Griese (10/22/67 vs. N.Y. Jets), 17 of 21 att.
78.6	Ryan Tannehill (12/6/12 vs. Jacksonville), 22 of 28 att.
77.3	Tua Tagovailoa (12/26/20 at Las Vegas), 17 of 22 att.

HIGHEST PASSER RATING

CAREER (min: 250 att.)

95.0	Tua Tagovailoa (2020-22)
94.5	Chad Pennington (2008-10)
89.0	Ryan Fitzpatrick (2019-20)
87.0	Ryan Tannehill (2012-18)
86.4	Dan Marino (1983-99)

SEASON (min: 150 att.)

108.9	Dan Marino (1984)
105.5	Tua Tagovailoa (2022)
97.4	Chad Pennington (2008)
96.0	Dan Marino (1983)
95.9	Dan Marino (1993)

HIGHEST PASSER RATING BY A ROOKIE

SEASON (min: 150 att.)

96.0	Dan Marino (1983)
87.1	Tua Tagovailoa (2020)
76.1	Ryan Tannehill (2012)



INDIVIDUAL RECORDS

HIGHEST PASS YARDS PER ATTEMPT

CAREER (min: 250 att.)

8.22	Earl Morrall (1972-76), 284/2,335 yards
7.44	Tua Tagovailoa (2020-22), 1,078/8,015 yards
7.40	Chad Pennington (2008-10), 552/4,085 yards
7.34	Dan Marino (1983-99), 8,358/61,361 yards
7.32	Bob Griese (1967-80), 3,429/25,092 yards

SEASON (min: 150 att.)

9.07	Earl Morrall (1972), 150/1,360
9.01	Dan Marino (1984), 564/5,084
8.87	Tua Tagovailoa (2022), 400/3,548
8.86	Bob Griese (1975), 191/1,693
8.24	Bob Griese (1970), 245/2,019

GAME (min: 20 att.)

*13.16	Dan Marino (1/6/85 vs. Pittsburgh), 32/421
12.57	Ryan Tannehill (9/23/18 vs. Oakland), 23/289
12.52	Earl Morrall (12/15/74 vs. New England), 23/288
12.50	Ryan Fitzpatrick (10/11/20 at San Francisco), 28/350
12.40	Tua Tagovailoa (12/25/22 vs. Green Bay), 25/310

MOST 300-YARD PASSING GAMES

CAREER

63	Dan Marino (1983-99)
16	Ryan Tannehill (2012-18)
7	Chad Henne (2008-11)
7	Ryan Fitzpatrick (2019-20)
7	Tua Tagovailoa (2020-22)
3	Bob Griese (1967-80)
3	Jay Fiedler (2000-04)
2	David Woodley (1980-83)
2	Steve DeBerg (1993)
2	Chad Pennington (2008-10)
1	John Stofa (1966-67, 1969-70)
1	Don Strock (1974-87)
1	Scott Mitchell (1990-93)
1	Bernie Kosar (1994-96)
1	A.J. Feeley (2004)
1	Gus Frerotte (2005)
1	Joey Harrington (2006)
1	Trent Green (2007)
1	Cleo Lemon (2007)
1	Jay Cutler (2017)
1	Brock Osweiler (2018)
1	Teddy Bridgewater (2022)

SEASON

9	Dan Marino (1984)
6	Dan Marino (1985)
6	Dan Marino (1986)
6	Dan Marino (1988)
6	Ryan Tannehill (2015)

MOST CONSECUTIVE 300-YARD PASSING GAMES

3	Dan Marino (14th through 16th in 1984)
3	Dan Marino (13th through 15th in 1988)
3	Dan Marino (11th through 13th in 1994)
3	Dan Marino (14th through 16th in 1998)

LONGEST PASS PLAYS

86t	Bob Griese to Paul Warfield (11/14/71 vs. Pittsburgh)
85t	Dan Marino to Mark Duper (11/20/83 vs. Baltimore)
85t	Dan Marino to Mark Duper (11/2/86 vs. Houston)
84t	Tua Tagovailoa to Jaylen Waddle (12/25/22 vs. Green Bay)

80t	George Wilson, Jr. to Bo Roberson (10/23/66 at Houston)
80t	Dan Marino to Mark Duper (9/23/84 vs. Indianapolis)
80t	Dan Marino to Ferrell Edmunds (11/27/88 at N.Y. Jets)
80t	Dan Marino to Tony Martin (10/4/93 vs. Washington)
80t	Brian Griese to James McKnight (11/23/03 vs. Washington)
80t	Chad Pennington to Patrick Cobbs (10/12/08 at Houston)
80t	Ryan Tannehill to Brian Hartline (9/30/12 at Arizona)
79t	Bob Griese to Nat Moore (11/2/75 at Chicago)
78t	Dan Marino to Mark Clayton (11/12/89 at N.Y. Jets)
77t	Scott Mitchell to Mark Ingram (10/31/93 vs. Kansas City)
77t	Ray Lucas to James McKnight (11/24/02 vs. San Diego)
77t	Sage Rosenfels to Chris Chambers (10/21/05 vs. Kansas City)
77t	Sage Rosenfels to Chris Chambers (1/2/05 at Baltimore)
**76t	David Woodley to Jimmy Cefalo (1/30/83 vs. Washington)
*75t	Bob Griese to Paul Warfield (1/2/72 vs. Baltimore)
75t	Ryan Tannehill to Kenny Stills (9/9/18 vs. Tennessee)
75t	Brock Osweiler to Albert Wilson (10/14/18 vs. Chicago)
75t	Tua Tagovailoa to Trent Sherfield (12/4/22 at San Francisco)

RECEIVING

MOST RECEPTIONS

CAREER

550	Mark Clayton (1983-92)
511	Mark Duper (1982-92)
510	Nat Moore (1974-86)
415	O.J. McDuffie (1993-00)
405	Chris Chambers (2001-07)

SEASON

119	Tyreek Hill (2022), 1,710 yards
112	Jarvis Landry (2017), 987 yards
110	Jarvis Landry (2015), 1,157 yards
104	Jaylen Waddle (2021), 1,015 yards
94	Jarvis Landry (2016), 1,136 yards

GAME

15	Chris Chambers (12/4/05 vs. Buffalo), 238 yards
13	Jarvis Landry (11/29/15 at N.Y. Jets), 165 yards
13	Jarvis Landry (9/17/17 at L.A. Chargers), 78 yards
12	Jim Jensen (11/6/88 at New England), 110 yards
12	Brian Hartline (9/30/12 at Arizona), 253 yards
12	Jaylen Waddle (9/26/21 at Las Vegas), 58 yards
12	Tyreek Hill (10/16/22 vs. Minnesota), 177 yards
12	Tyreek Hill (10/30/22 at Detroit), 188 yards

MOST RECEPTIONS BY A ROOKIE

SEASON

104	Jaylen Waddle (2021), 1,015 yards
84	Jarvis Landry (2014), 758 yards
75	Terry Kirby (1993), 874 yards
67	Jack Clancy (1967), 868 yards
54	Davone Bess (2008), 554 yards

GAME

12	Jaylen Waddle (9/26/21 at Las Vegas), 58 yards
10	Rob Konrad (1/2/00 at Washington), 68 yards
10	Jaylen Waddle (10/17/21 at Jacksonville), 70 yards
10	Jaylen Waddle (12/27/21 at New Orleans), 92 yards
9	Terry Kirby (12/19/93 vs. Buffalo), 148 yards
9	Davone Bess (12/7/08 vs. Buffalo at Toronto), 74 yards
9	Jaylen Waddle (11/28/21 vs. Carolina), 137 yards
9	Jaylen Waddle (12/5/21 vs. N.Y. Giants), 90 yards



INDIVIDUAL RECORDS

MOST CONSECUTIVE GAMES WITH A RECEPTION

92	Mark Clayton (6th in 1986 through 16th in 1992 - missed 13th in 1986, 1st in 1989, 1st in 1990, 10th through 14th in 1990 and 1st through 3rd in 1992)
74	O.J. McDuffie (3rd in 1995 through 15th in 1999, missed 11th through 13th and 16th in 1999)
63	Jarvis Landry (2nd in 2014 through 16th in 2017)
61	Davone Bess (1st in 2008 through 13th in 2011)
60	Chris Chambers (1st in 2003 through 13th in 2006 - missed 4th in 2004)

MOST RECEIVING YARDS

CAREER

8,869	Mark Duper (1982-92), 17.4 per catch
8,643	Mark Clayton (1983-92), 15.7 per catch
7,546	Nat Moore (1974-86), 14.8 per catch
5,688	Chris Chambers (2001-07), 14.0 per catch
5,074	O.J. McDuffie (1993-00), 12.2 per catch

SEASON

1,710	Tyreek Hill (2022), 119 receptions
1,389	Mark Clayton (1984), 73 receptions
1,356	Jaylen Waddle (2022), 75 receptions
1,313	Mark Duper (1986), 67 receptions
1,306	Mark Duper (1984), 71 receptions
1,270	Irving Fryar (1994), 73 receptions
1,214	Brandon Marshall (2011), 81 receptions
1,202	DeVante Parker (2019), 72 receptions
1,157	Jarvis Landry (2015), 110 receptions
1,150	Mark Clayton (1986), 60 receptions
1,136	Jarvis Landry (2016), 94 receptions
1,129	Mark Clayton (1988), 86 receptions
1,118	Chris Chambers (2005), 82 receptions
1,085	Mark Duper (1991), 70 receptions
1,083	Brian Hartline (2012), 74 receptions
1,053	Mark Clayton (1991), 70 receptions
1,050	O.J. McDuffie (1998), 90 receptions
1,037	Tony Martin (1999), 67 receptions
1,016	Brian Hartline (2013), 76 receptions
1,015	Jaylen Waddle (2021), 104 receptions
1,014	Brandon Marshall (2010), 86 receptions
1,011	Mark Clayton (1989), 64 receptions
1,010	Irving Fryar (1993), 64 receptions

GAME

253	Brian Hartline (9/30/12 at Arizona), 12 receptions
238	Chris Chambers (12/4/05 vs. Buffalo), 15 receptions
217	Mark Duper (11/10/85 vs. N.Y. Jets), 8 receptions
211	Irving Fryar (9/4/94 vs. New England), 5 receptions
210	Nat Moore (10/4/81 vs. N.Y. Jets), 7 receptions
202	Mark Duper (10/9/83 vs. Buffalo), 7 receptions

MOST RECEIVING YARDS BY A ROOKIE

SEASON

1,015	Jaylen Waddle (2021), 104 receptions
883	Chris Chambers (2001), 48 receptions
874	Terry Kirby (1993), 75 receptions
868	Jack Clancy (1967), 67 receptions

GAME

148	Terry Kirby (12/19/93 vs. Buffalo), 9 receptions
137	Jaylen Waddle (11/28/21 vs. Carolina), 9 receptions
126	Jack Clancy (12/3/67 at Houston), 7 receptions

MOST RECEIVING TOUCHDOWNS

CAREER

81	Mark Clayton (1983-92), 550 receptions
74	Nat Moore (1974-86), 510 receptions
59	Mark Duper (1982-92), 511 receptions
43	Chris Chambers (2001-07), 405 receptions
33	Paul Warfield (1970-74), 156 receptions

SEASON

18	Mark Clayton (1984), 73 receptions
14	Mark Clayton (1988), 86 receptions
12	Nat Moore (1977), 52 receptions
12	Mark Clayton (1991), 70 receptions
11	Karl Noonan (1968), 58 receptions
11	Paul Warfield (1971), 43 receptions
11	Paul Warfield (1973), 29 receptions
11	Mark Duper (1986), 67 receptions
11	Chris Chambers (2003), 64 receptions
11	Chris Chambers (2005), 82 receptions

GAME

4	Paul Warfield (12/15/73 vs. Detroit), 21,7,16,4
4	Mark Ingram (11/27/94 at N.Y. Jets), 10,17,28,8
3	Paul Warfield (11/14/71 vs. Pittsburgh), 12,86,60
3	Nat Moore (11/24/77 at St. Louis), 4,9,28
3	Mark Clayton (12/17/84 vs. Dallas), 41,39,63
3	Mark Duper (12/14/86 at L.A. Rams), 69,5,20
3	Mark Duper (12/20/87 vs. Washington), 26,59,6
3	Irving Fryar (9/4/94 vs. New England), 54,50,35
3	O.J. McDuffie (11/29/98 vs. New Orleans), 22,7,9
3	Lamar Thomas (12/21/98 vs. Denver), 9,56,17
3	Chris Chambers (11/27/03 at Dallas), 39,6,35

MOST RECEIVING TOUCHDOWNS BY A ROOKIE

SEASON

7	Chris Chambers (2001), 48 receptions
6	Jaylen Waddle (2021), 104 receptions
5	Andre Brown (1989), 24 receptions
5	Jarvis Landry (2014), 84 receptions
4	Randy McMichael (2002), 39 receptions
3	Jack Harper (1967), 11 receptions
3	Jimmy Cefalo (1978), 6 receptions
3	Ferrell Edmunds (1988), 33 receptions
3	Terry Kirby (1993), 75 receptions
3	Brian Hartline (2009), 31 receptions
3	Charles Clay (2011), 16 receptions
3	Preston Williams (2019), 32 receptions

MOST CONSECUTIVE GAMES WITH A RECEIVING TD

6	Paul Warfield (4th through 9th in 1971)
6	Mark Clayton (13th through 16th in 1988 and 2nd through 3rd in 1989)

HIGHEST RECEIVING AVERAGE

CAREER (min: 100 rec.)

21.5	Paul Warfield (1970-74), 156 receptions
17.4	Mark Duper (1982-92), 511 receptions
16.9	Duriel Harris (1976-83, 1985), 269 receptions
16.0	Irving Fryar (1993-95), 199 receptions
15.7	Mark Clayton (1983-92), 550 receptions

SEASON (min: 24 rec.)

25.1	Paul Warfield (1970), 28/703 yards
23.2	Paul Warfield (1971), 43/996 yards



INDIVIDUAL RECORDS

21.8	Jimmy Cefalo (1981), 29/631 yards
20.9	Paul Warfield (1972), 29/606 yards
20.0	Bo Roberson (1966), 26/519 yards

GAME (min: 3 rec.)

52.7	Paul Warfield (11/14/71 vs. Pittsburgh), 3/158
46.0	Patrick Cobbs (10/12/08 at Houston), 3/138
42.7	Chris Chambers (10/24/04 vs. St. Louis), 3/128
42.2	Irving Fryar (9/4/94 vs. New England), 5/211
41.3	Nat Moore (10/10/76 at Baltimore), 3/124

HIGHEST RECEIVING AVERAGE BY A ROOKIE

SEASON (min: 24 rec.)

19.0	DeVante Parker (2015), 26/494 yards
18.4	Chris Chambers (2001), 48/883 yards
17.4	Ferrell Edmunds (1988), 33/575 yards

GAME (min: 3 rec.)

37.7	Chris Chambers (11/11/01 at Indianapolis), 3/113
31.3	Brian Hartline (10/25/09 vs. New Orleans), 3/94
30.3	Mel Baker (12/15/74 vs. New England), 4/121

MOST 100-YARD RECEIVING GAMES

CAREER

28	Mark Duper (1982-92)
22	Mark Clayton (1983-92)
17	Chris Chambers (2001-07)
12	Nat Moore (1974-86)
11	DeVante Parker (2015-21)
10	Paul Warfield (1970-74)
10	Duriel Harris (1976-83, 1985)
10	Irving Fryar (1993-95)

SEASON

8	Mark Duper (1986)
7	Tyreek Hill (2022)
6	Mark Clayton (1984)
6	Irving Fryar (1994)
6	Jaylen Waddle (2022)
5	Mark Clayton (1989)
5	Tony Martin (1999)
5	Brandon Marshall (2011)
4	Paul Warfield (1971)
4	Duriel Harris (1979)
4	Mark Duper (1984)
4	Chris Chambers (2004)
4	Brandon Marshall (2010)
4	Mike Wallace (2013)
4	Jarvis Landry (2016)
4	DeVante Parker (2019)

MOST 100-YARD RECEIVING GAMES BY A ROOKIE

3	Jack Clancy (1967)
3	Chris Chambers (2001)
2	Terry Kirby (1993)
1	Mel Baker (1974)
1	Duriel Harris (1976)
1	Ferrell Edmunds (1988)
1	Andre Brown (1989)
1	DeVante Parker (2015)
1	Jaylen Waddle (2021)

MOST CONSECUTIVE 100-YARD RECEIVING GAMES

4	Irving Fryar (10th through 13th in 1994)
3	Mark Clayton (14th through 16th in 1984)
3	Mark Duper (3rd through 5th in 1986)
3	Chris Chambers (11th through 13th in 2005)

TOTAL YARDS FROM SCRIMMAGE

(rushing/receiving)

CAREER

8,859	Mark Duper (1982-92), -10/8,869
8,751	Mark Clayton (1983-92), 108/8,643
7,867	Ricky Williams (2002-03, 2005, 2007-10), 6,436/1,431
7,795	Nat Moore (1974-86), 249/7,546
7,425	Larry Csonka (1968-74, 1979), 6,737/688

SEASON

2,216	Ricky Williams (2002), 1,853/363
1,742	Tyreek Hill (2022) 32/1,710
1,723	Ricky Williams (2003), 1,372/351
1,450	Delvin Williams (1978), 1,258/192
1,424	Mark Clayton (1984), 35/1,389

GAME

253	Brian Hartline (9/30/12 at Arizona), 0/253
252	Troy Stradford (11/22/87 at Dallas), 169/83
238	Chris Chambers (12/4/05 vs. Buffalo), 0/238
236	Lamar Miller (10/25/15 vs. Houston), 175/61
235	Ricky Williams (12/1/02 at Buffalo), 228/7

BY ROOKIE, SEASON

1,264	Terry Kirby (1993), 390/874
1,255	Karim Abdul-Jabbar (1996), 1,116/139
1,139	Ronnie Brown (2005), 907/232

COMBINED YARDAGE

(rushing/receiving/returns)

CAREER

9,276	Mark Clayton (1983-92), 108/8,643/525
8,950	Nat Moore (1974-86), 248/7,547/1,155
8,859	Mark Duper (1982-92), -10/8,869/0
8,752	Tony Nathan (1979-87), 3,543/3,592/1,617
8,353	O.J. McDuffie (1993-01), 49/5,074/3,230

SEASON

2,216	Ricky Williams (2002), 1,853/363/0
2,208	Wes Welker (2005), 5/434/1,769
2,129	Wes Welker (2006), 0/687/1,442
2,086	Ted Ginn, Jr. (2007) 3/420/1,663
1,947	Jarvis Landry (2015) 113/1,157/677

GAME

302	Mercury Morris (11/1/70 at Baltimore), 8-89/3-68/6-145
299	Ted Ginn, Jr. (11/1/09 at N.Y. Jets), 0-0, 0-0, 6-299
297	Wes Welker (10/16/05 at Tampa Bay), 0-0/3-97/10-200
*280	O.J. McDuffie (12/30/95 at Buffalo), 1-9/11-154/6-117
258	Wes Welker (10/21/05 vs. Kansas City), 0-0/2-41/9-217
258	Jarvis Landry (10/4/15 vs. N.Y. Jets at London), 2-29/4-40/8-189

BY ROOKIE, SEASON

2,086	Ted Ginn, Jr. (2007) 3/420/1,663
1,912	Jarvis Landry (2014) -4/758/1,158
1,777	Wes Welker (2004), 0/0/1,777



INDIVIDUAL RECORDS

PUNTING

MOST PUNTS

CAREER

633	Larry Seiple (1967-77), 25,347 yards
594	Brandon Fields (2007-14), 27,780 yards
555	Reggie Roby (1983-92), 24,036 yards
339	Matt Turk (2000-01, 2003-04), 13,910 yards
307	Matt Haack (2017-20), 13,506 yards

SEASON

98	Matt Turk (2004), 41.7 average
93	Klaus Wilmsmeyer (1998), 42.5 average
92	Matt Turk (2000), 42.1 average
92	Matt Darr (2015), 47.6 average
90	Matt Darr (2016), 44.3 average

GAME

11	Matt Turk (12/7/03 at New England), 406 yards
10	George Wilson, Jr. (9/9/66 vs. N.Y. Jets), 483 yards
10	George Roberts (10/12/80 at New England), 445 yards
10	Klaus Wilmsmeyer (9/20/98 vs. Pittsburgh), 458 yards
10	Matt Turk (9/19/04 at Cincinnati), 400 yards
10	Donnie Jones (12/25/06 vs. N.Y. Jets), 427 yards
10	Brandon Fields (12/23/07 at New England), 446 yards
10	Brandon Fields (12/12/10 at N.Y. Jets), 564 yards
10	Brandon Fields (12/22/13 at Buffalo), 501 yards
10	Matt Darr (11/20/16 at Los Angeles), 453 yards

HIGHEST GROSS PUNTING AVERAGE

CAREER (min: 120 punts)

46.8	Brandon Fields (2007-14), 594 punts
46.0	Matt Darr (2015-16), 182 punts
44.7	Matt Haack (2017-20), 307 punts
44.2	John Kidd (1994-97), 201 punts
43.3	Reggie Roby (1983-92), 555 punts

SEASON (min: 40 punts)

50.2	Brandon Fields (2012), 74 punts
48.85	Brandon Fields (2011), 78 punts
48.82	Brandon Fields (2013), 85 punts
47.6	Matt Darr (2015), 92 punts

46.4 Thomas Morstead (2022), 61 punts

GAME (min: 4 punts)

58.8	Brandon Fields (9/23/12 vs. N.Y. Jets), 4-235 yards
58.5	Reggie Roby (9/28/86 vs. San Francisco), 4-234 yards
58.2	Matt Darr (10/29/15 at New England), 6-349 yards
56.4	Brandon Fields (12/12/10 at N.Y. Jets), 10-564 yards
55.5	Brandon Fields (12/4/11 vs. Oakland), 4-222 yards

HIGHEST NET PUNTING AVERAGE

CAREER (since 1976, min: 120 punts)

39.9	Matt Haack (2017-20), 307 punts
39.8	Matt Darr (2015-16), 182 punts
39.2	Brandon Fields (2007-14), 594 punts
37.5	Donnie Jones (2005-06), 173 punts
36.9	John Kidd (1994-97), 201 punts

SEASON (since 1982, min: 40 punts)

42.4	Brandon Fields (2013), 85 punts
41.2	Brandon Fields (2012), 74 punts
41.2	Brandon Fields (2011), 78 punts
41.1	Matt Haack (2019), 69 punts

40.6 Thomas Morstead (2022), 61 punts

LONGEST PUNTS

77	Reggie Roby (11/29/87 at Buffalo), net 77
77	Matt Turk (11/25/01 at Buffalo), touchback
74	Brandon Fields (12/22/13 at Buffalo), net 74
73	Larry Seiple (11/14/71 vs. Pittsburgh), touchback
73	Reggie Roby (9/28/86 vs. San Francisco), touchback
73	Reggie Roby (10/5/86 at New England), net 73

MOST INSIDE THE 20

SEASON (since 1982)

35	Matt Haack (2018), 87 punts
33	Brandon Fields (2013), 85 punts
32	Brandon Fields (2011), 78 punts
32	Matt Darr (2016), 90 punts
31	Donnie Jones (2005), 88 punts
31	Brandon Fields (2010), 73 punts
31	Michael Palardy (2021), 78 punts

PUNT RETURNS

MOST PUNT RETURNS

CAREER

127	Jake Scott (1970-75)
127	O.J. McDuffie (1993-00)
127	Wes Welker (2004-06)
115	Davone Bess (2008-12)
101	Jakeem Grant Sr. (2016-21)

SEASON

43	Wes Welker (2004), 10.8 average
43	Wes Welker (2005), 9.1 average
41	Mark Clayton (1983), 9.6 average
41	Wes Welker (2006), 9.2 average
37	Davone Bess (2011), 11.9 average

GAME

7	Mercury Morris (10/19/69 at Kansas City), 17.6 average
7	Lamont Brightful (9/19/04 at Cincinnati), 11.1 average
7	Marcus Thigpen (11/24/13 vs. Carolina), 10.1 average

MOST PUNT RETURN YARDS

CAREER

1,330	Jake Scott (1970-75)
1,232	Wes Welker (2004-06)
1,196	Davone Bess (2008-12)
1,127	O.J. McDuffie (1993-00)
978	Jakeem Grant Sr. (2016-21)

SEASON

464	Wes Welker (2004), 10.8 average
442	Davone Bess (2011), 11.9 average
392	Mark Clayton (1983), 9.6 average
390	Wes Welker (2005), 9.1 average
379	Tom Vigorito (1981), 10.5 average

GAME

123	Mercury Morris (10/19/69 at Kansas City), 7 returns
114	O.J. McDuffie (12/13/93 vs. Pittsburgh), 5 returns
106	James Pruitt (9/14/86 vs. Indianapolis), 2 returns

MOST PUNT RETURN TOUCHDOWNS

CAREER

3	Jakeem Grant Sr. (2016-21)
2	Freddie Solomon (1975-77)



INDIVIDUAL RECORDS

- 2 Tom Vigorito (1981-85)
- 2 O.J. McDuffie (1993-00)

SEASON

- 2 O.J. McDuffie (1993)

LONGEST PUNT RETURNS

88t	Jakeem Grant Sr. (11/1/20 vs. L.A. Rams)
87t	Tom Vigorito (9/10/81 vs. Pittsburgh)
87t	Ted Ginn, Jr. (11/18/07 at Philadelphia)
86t	Tony Nathan (10/14/79 vs. Buffalo)
81t	Jeff Ogden (10/29/00 vs. Green Bay)
79t	Freddie Solomon (12/5/76 vs. Buffalo)
77t	Jake Scott (11/22/70 vs. Baltimore)
74t	Jakeem Grant Sr. (10/9/16 vs. Tennessee)
72t	O.J. McDuffie (12/13/93 vs. Pittsburgh)
72t	Marcus Thigpen (9/9/12 at Houston)
71t	James Pruitt (9/14/86 vs. Indianapolis)
71t	O.J. McDuffie (10/24/93 vs. Indianapolis)
71t	Wes Welker (12/20/04 vs. New England)
71t	Jakeem Grant Sr. (10/7/18 at Cincinnati)
70t	Scott Schwedes (12/17/89 at Indianapolis)

HIGHEST PUNT RETURN AVERAGE

CAREER (min: 50 returns)

13.7	Jeff Ogden (2000-01), 51 returns
11.4	Freddie Solomon (1975-77), 71 returns
10.51	Tom Vigorito (1981-85), 79 returns
10.47	Jake Scott (1970-75), 127 returns
10.4	Davone Bess (2008-12), 115 returns

SEASON (min: 15 returns)

17.0	Jeff Ogden (2000), 19 returns
12.5	Nate Jacquet (1999), 28 returns
12.3	Freddie Solomon (1975), 26 returns
12.21	Terrell Buckley (1998), 29 returns
12.15	Marcus Thigpen (2012), 26 returns

GAME (min: 3 returns)

33.0	Ted Ginn Jr. (11/18/07 at Philadelphia), 3-99 yards
28.3	Jakeem Grant Sr. (10/7/18 at Cincinnati), 3-85 yards
26.3	Tom Vigorito (9/12/82 at N.Y. Jets), 3-79 yards
26.3	Wes Welker (9/7/06 at Pittsburgh), 3-79 yards
22.8	O.J. McDuffie (12/13/93 vs. Pittsburgh), 5-114 yards

MOST FAIR CATCHES

CAREER

91	O.J. McDuffie (1993-01)
85	Davone Bess (2008-12)
64	Wes Welker (2004-06)
55	Jake Scott (1970-75)
53	Jarvis Landry (2014-17)

SEASON

29	Wes Welker (2006)
24	O.J. McDuffie (1996)
24	Davone Bess (2011)
23	Wes Welker (2005)
22	O.J. McDuffie (1993)

GAME

- 6 Jake Scott (12/20/70 vs. Buffalo)

KICKOFF RETURNS

MOST KICKOFF RETURNS

CAREER

166	Wes Welker (2004-06)
147	Ted Ginn, Jr. (2007-09)
123	Fulton Walker (1981-85)
111	Mercury Morris (1969-75)
107	Brock Marion (1998-03)

SEASON

63	Ted Ginn, Jr. (2007), 22.7 average
62	Brock Marion (1999), 24.6 average
61	Wes Welker (2005), 22.6 average
57	Wes Welker (2004), 23.0 average
52	Ted Ginn, Jr. (2009), 24.9 average

GAME

8	Joe Cribbs (12/18/88 at Pittsburgh), 21.1 average
*8	Marc Logan (1/12/91 at Buffalo), 17.3 average
8	Ted Ginn, Jr. (12/2/07 vs. N.Y. Jets), 24.8 average
8	Ted Ginn, Jr. (11/23/08 vs. New England), 19.3 average

MOST KICKOFF RETURN YARDS

CAREER

3,756	Wes Welker (2004-06)
3,386	Ted Ginn, Jr. (2007-09)
2,947	Mercury Morris (1969-75)
2,944	Fulton Walker (1981-85)
2,517	Brock Marion (1998-03)

SEASON

1,524	Brock Marion (1999), 24.6 average
1,433	Ted Ginn, Jr. (2007), 22.7 average
1,379	Wes Welker (2005), 22.6 average
1,313	Wes Welker (2004), 23.0 average
1,296	Ted Ginn, Jr. (2009), 24.9 average

GAME

299	Ted Ginn, Jr. (11/1/09 at N.Y. Jets), long 101t
215	Travis Minor (10/13/02 at Denver), long 66
210	Wes Welker (1/2/05 at Baltimore), long 95t
205	Albert Johnson (9/29/02 at Kansas City), long 49
204	Gene Milton (9/21/68 vs. Oakland), long 73

MOST KICKOFF RETURN TOUCHDOWNS

CAREER

3	Mercury Morris (1969-75)
2	Ted Ginn, Jr. (2007-09)
2	Jakeem Grant Sr. (2016-21)

SEASON

- 2 Ted Ginn, Jr. (2009)

GAME

- 2 Ted Ginn, Jr. (11/1/09 at N.Y. Jets), 100, 101 yards

LONGEST KICKOFF RETURNS

105t	Mercury Morris (9/14/69 at Cincinnati)
102t	Jakeem Grant Sr. (9/9/18 vs. Tennessee)
101t	Ted Ginn, Jr. (11/1/09 at N.Y. Jets)
101t	Jakeem Grant Sr. (11/17/19 vs. Buffalo)
100t	Ted Ginn, Jr. (11/1/09 at N.Y. Jets)
**98t	Fulton Walker (1/30/83 vs. Washington)



INDIVIDUAL RECORDS

97t	Marc Logan (10/1/89 at Houston)
96t	Mercury Morris (12/6/70 vs. Boston)
96t	Marcus Thigpen (11/15/12 at Buffalo)
96t	Kenyan Drake (11/6/16 vs. N.Y. Jets)
95t	Joe Auer (9/2/66 vs. Oakland)
95t	Bobby Neff (9/14/68 vs. Houston)
95t	Wes Welker (1/2/05 at Baltimore)

HIGHEST KICKOFF RETURN AVERAGE

CAREER (min: 50 returns)

26.5	Mercury Morris (1969-75), 111 returns
25.3	Duriel Harris (1976-83, 1985), 56 returns
24.81	Marcus Thigpen (2012-13), 77 returns
24.79	Jakeem Grant Sr. (2016-21), 89 returns
23.9	Fulton Walker (1981-85), 123 returns

SEASON (min: 14 returns)

32.9	Duriel Harris (1976), 17 returns, 559 yards
29.7	Jakeem Grant Sr. (2018), 18 returns, 535 yards
29.6	Gary Davis (1977), 14 returns, 414 yards
29.0	Mercury Morris (1970), 28 returns, 812 yards
28.2	Mercury Morris (1971), 15 returns, 423 yards

GAME (min: 3 returns)

49.8	Ted Ginn, Jr. (11/1/09 at N.Y. Jets), 6-299
47.7	Fulton Walker (10/16/83 at N.Y. Jets), 3-143
**47.5	Fulton Walker (1/30/83 vs. Washington), 4-190
46.7	Joe Auer (9/2/66 vs. Oakland), 3-140
46.0	Marc Logan (10/1/89 at Houston), 3-138

INTERCEPTIONS

MOST INTERCEPTIONS

CAREER

35	Jake Scott (1970-75)
34	Dick Anderson (1968-77)
31	Sam Madison (1997-05)
29	Glenn Blackwood (1979-87)
29	Patrick Surtain (1998-04)

SEASON

10	Dick Westmoreland (1967), 127 yards
10	Xavien Howard (2020), 71 yards
8	Willie West (1966), 62 yards
8	Dick Anderson (1968), 230 yards
8	Dick Anderson (1970), 191 yards
8	Dick Anderson (1973), 163 yards
8	Jake Scott (1974), 75 yards
8	Terrell Buckley (1998), 157 yards
8	Sam Madison (1998), 114 yards

GAME

4	Dick Anderson (12/3/73 vs. Pittsburgh), 121 yards
3	Willie West (10/23/66 at Houston), 49 yards
3	Dick Westmoreland (11/26/67 vs. Buffalo), 43 yards
3	Charlie Babb (9/22/75 vs. Oakland), 18 yards
3	Curtis Johnson (10/19/75 vs. N.Y. Jets), 25 yards
3	Larry Gordon (12/10/78 vs. Oakland), 35 yards
*3	A.J. Duhe (1/23/83 vs. N.Y. Jets), 36 yards
3	William Judson (10/16/83 at N.Y. Jets), 23 yards
3	Louis Oliver (10/4/92 at Buffalo), 170 yards
3	Sam Madison (11/7/99 vs. Tennessee), 101 yards

MOST INTERCEPTIONS BY A ROOKIE

SEASON

8	Dick Anderson (1968), 230 yards
5	Lloyd Mumphord (1969), 102 yards
5	Jake Scott (1970), 112 yards
5	Don McNeal (1980), 17 yards

GAME

2	Dick Anderson (11/24/68 at Boston), 109 yards
2	Lloyd Mumphord (12/7/69 vs. Denver), 0 yards
2	Curtis Johnson (10/3/70 vs. Oakland), 26 yards
2	Gerald Small (12/10/78 vs. Oakland), 85 yards
2	Don McNeal (10/12/80 at New England), 2 yards
2	Jarvis Williams (10/9/88 at L.A. Raiders), 23 yards

MOST CONSECUTIVE GAMES WITH AN INTERCEPTION

5	Dick Westmoreland (9th through 13th in 1967)
5	Xavien Howard (9th through 13th in 2020)

MOST INTERCEPTION RETURN YARDS

CAREER

792	Dick Anderson (1968-77), 23.3 average
569	Louis Oliver (1989-93, 1995-96), 23.7 average
487	Sam Madison (1997-05), 15.7 average
431	Brock Marion (1998-03), 21.6 average
425	Jake Scott (1970-75), 12.1 average
425	Terrell Buckley (1995-99, 2003), 17.7 average

SEASON

230	Dick Anderson (1968), 8 for 28.8 average
227	Brock Marion (2001), 5 for 45.4 average
200	Louis Oliver (1992), 5 for 40.0 average
198	Jimmy Warren (1966), 5 for 39.6 average
191	Dick Anderson (1970), 8 for 23.9 average

GAME

170	Louis Oliver (10/4/92 at Buffalo), 3 interceptions
121	Dick Anderson (12/3/73 vs. Pittsburgh), 4 interceptions
107	Dick Anderson (11/24/68 at Boston), 2 interceptions
101	Sam Madison (11/7/99 vs. Tennessee), 3 interceptions
100	Brock Marion (1/6/02 vs. Buffalo), 1 interception

LONGEST INTERCEPTION RETURNS

103t	Louis Oliver (10/4/92 at Buffalo), Jim Kelly
100t	Brock Marion (1/6/02 vs. Buffalo), Travis Brown
96t	Dick Anderson (11/24/68 at Boston), Tom Sherman
94t	Brent Grimes (10/31/13 vs. Cincinnati), Andy Dalton
91t	Terrell Buckley (10/13/96 at Buffalo), Jim Kelly
86t	Dick Anderson (12/20/70 vs. Buffalo), Dennis Shaw
86t	William Judson (60t), Mike Kozlowski (26, lateral), (9/9/84 vs. New England), Steve Grogan
85t	Elandon Roberts (9/26/21 at Las Vegas), Derek Carr
81t	Louis Delmas (10/26/14 at Jacksonville), Blake Bortles
76t	Troy Vincent (58t), Gene Atkins (18, lateral), (12/12/94 vs. Kansas City), Steve Bono
74t	Terrell Buckley (12/21/03 at Buffalo), Drew Bledsoe
70t	Jimmy Warren (11/13/66 at Kansas City), Len Dawson
70	Sammy Knight (11/27/03 at Dallas), Quincy Carter

INTERCEPTIONS RETURNED FOR TOUCHDOWNS

CAREER

4	Reshad Jones (2010-19)
4	Zach Thomas (1996-2007)
3	Dick Anderson (1968-77)
3	Terrell Buckley (1995-99, 2003)
3	Jason Taylor (1997-2007, 2009, 2011)



INDIVIDUAL RECORDS

SEASON

2	Bill Stanfill (1969), 15,17 yards
2	Dick Anderson (1973), 27,38 yards
2	Mike Kozlowski (1983), 35,38 yards
2	Zach Thomas (1998), 17,1 yards
2	Brock Marion (2001), 26,100 yards
2	Jason Taylor (2006), 20,51 yards
2	Reshad Jones (2015), 30,23 yards

GAME

2	Dick Anderson (12/3/73 vs. Pittsburgh)
2	Mike Kozlowski (12/16/83 vs. N.Y. Jets)

SACKS

MOST SACKS

CAREER

131.0	Jason Taylor (1997-2007, 2009, 2011)
98.0	Cameron Wake (2009-18)
69.5	Bill Stanfill (1969-76)
65.5	Doug Betters (1978-87)
65.0	Vern Den Herder (1971-82)

SEASON

18.5	Bill Stanfill (1973)
18.5	Jason Taylor (2002)
17.5	Joey Porter (2008)
16.5	Trace Armstrong (2000)
16.0	Doug Betters (1983)

GAME

5.0	Bill Stanfill (10/7/73 vs. N.Y. Jets)
5.0	Vern Den Herder (10/21/73 vs. Buffalo)
5.0	Bill Stanfill (11/17/74 vs. Buffalo)
4.5	Cameron Wake (9/30/12 at Arizona)
4.0	Vern Den Herder (9/22/74 at Buffalo)
4.0	Vern Den Herder (11/11/79 vs. Baltimore)
4.0	Doug Betters (9/4/83 at Buffalo)
4.0	E.J. Junior (10/6/91 at New England)
4.0	Joey Porter (9/21/08 at New England)
4.0	Cameron Wake (10/18/15 at Tennessee)

MOST SACKS BY A ROOKIE

SEASON

8.5	Jaelan Phillips (2021)
8.0	Bill Stanfill (1969)
8.0	Lorenzo Bromell (1998)
7.0	A.J. Duhe (1977)
6.0	Marco Coleman (1992)

GAME

3.0	A.J. Duhe (11/6/77 at N.Y. Jets)
3.0	Marco Coleman (10/25/92 vs. Indianapolis)
3.0	Jaelan Phillips (11/29/21 vs. Carolina)
2.0	Bill Stanfill (10/26/69 vs. Buffalo)
2.0	Bob Baumhower (11/20/77 at Cincinnati)
2.0	A.J. Duhe (12/11/77 at New England)
2.0	Doug Betters (10/29/78 vs. Baltimore)
2.0	Charles Bowser (1/2/83 at Baltimore)
2.0	John Bosa (12/17/87 vs. N.Y. Jets)
2.0	Marco Coleman (11/1/92 at N.Y. Jets)
2.0	Shane Burton (12/1/96 at Oakland)
2.0	Derrick Rodgers (10/12/97 at N.Y. Jets)
2.0	Lorenzo Bromell (9/13/98 vs. Buffalo)

2.0	Lorenzo Bromell (11/29/98 vs. New Orleans)
2.0	Olivier Vernon (10/14/12 vs. St. Louis)
2.0	Jerome Baker (10/7/18 at Cincinnati)
2.0	Jaelan Phillips (12/5/21 vs. N.Y. Giants)

FUMBLES

MOST FUMBLES

CAREER

110	Dan Marino (1983-99)
52	Bob Griese (1967-80)
51	Ryan Tannehill (2012-18)
34	Tony Nathan (1979-87)
31	Mercury Morris (1969-75)

SEASON

14	Matt Moore (2011)
13	Gus Frerotte (2005)
10	Dan Marino (1988)
10	A.J. Feeley (2004)
10	Ryan Tannehill (2015)

GAME

4	Craig Erickson (10/6/96 vs. Seattle)
4	Cleo Lemon (12/9/07 at Buffalo)
4	Jay Cutler (12/17/17 at Buffalo)
3	11 times (last: Tua Tagovailoa, 1/2/2022 at Tennessee)

MOST FUMBLES BY A ROOKIE

SEASON

9	Ryan Tannehill (2012)
8	Tony Nathan (1979)
7	Scott Schwedes (1987)
7	John Beck (2007)
7	Jarvis Landry (2014)

GAME

3	Rick Norton (9/9/66 vs. N.Y. Jets)
3	Scott Schwedes (12/13/87 at Philadelphia)
3	John Beck (12/2/07 vs. N.Y. Jets)
3	Jamil Douglas (11/29/15 at N.Y. Jets)

MOST OWN FUMBLE RECOVERIES

CAREER

42	Dan Marino (1983-99)
23	Bob Griese (1967-80)
16	Ryan Tannehill (2012-18)

SEASON

7	Dan Marino (1988)
6	Bob Griese (1971)
6	Jay Cutler (2017)

GAME

4	Jay Cutler (12/17/17 at Buffalo)
3	Rick Norton (11/9/69 at Boston)
3	Craig Erickson (10/6/96 vs. Seattle)
3	Lamont Brightful (9/19/04 at Cincinnati)
3	Cleo Lemon (12/9/07 at Buffalo)
3	Ryan Tannehill (11/29/15 at N.Y. Jets)



INDIVIDUAL RECORDS

MOST OPPONENT FUMBLE RECOVERIES

CAREER

27	Jason Taylor (1997-2007, 2009, 2011)
16	Bob Baumhower (1977-86)
15	Dick Anderson (1968-77)
14	Vern Den Herder (1971-82)
13	Glenn Blackwood (1979-87)

SEASON

5	Dick Anderson (1972)
5	Bud Brown (1985)
4	12 times (last – Kiko Alonso, 2016)

GAME

2	Tom Nomina (11/13/66 at Kansas City), 0 yards
2	Art Powell (10/18/70 at Buffalo), 0 yards
2	Jim Riley (11/7/76 vs. Buffalo), 0 yards
2	Jeris White (11/28/76 at Cleveland), 0 yards
2	Bob Baumhower (12/11/77 at New England), 0 yards
2	Tim Foley (11/29/79 vs. New England), 2 yards
2	Glenn Blackwood (10/19/80 vs. Buffalo), 0 yards
2	Doug Betters (11/6/83 at San Francisco), 0 yards
2	Bud Brown (9/8/85 vs Houston), 6 yards
2	Bryan Cox (10/31/93 vs. Kansas City), 1 yard
2	Jason Taylor (10/7/01 vs. New England), 1 yard, 1 TD
2	Reshad Jones (12/23/12 vs. Buffalo), 24 yards
2	Reshad Jones (10/8/17 vs. Tennessee), 38 yards

FUMBLE RETURNS FOR TOUCHDOWNS

85t Jason Taylor (9/11/05 vs. Denver), Jake Plummer

78t Andrew Van Ginkel (11/1/20 vs. L.A. Rams), Jared Goff

59t Trell Hooper (10/11/87 vs. Kansas City), Robert Parker

59t Tyreek Hill (12/11/22 at L.A. Rams), Jeff Wilson Jr.

55t Liffort Hobley (10/11/87 vs. Kansas City), Chris Smith

50t Cortland Finnegan (9/28/14 at Oakland in London), Matt McGloin

49t Xavien Howard (11/11/21 vs. Baltimore), Sammy Watkins

48t Renaldo Hill (11/19/06 vs. Minnesota), Chester Taylor

48t Jason Taylor (11/1/09 at N.Y. Jets), Shonn Greene

44t Don Bessillieu (10/19/80 vs. Buffalo), Joe Cribbs

43t Michael Lehan (12/2/07 vs. N.Y. Jets), Kellen Clemens

38t Reshad Jones (10/8/17 vs. Tennessee), Matt Cassel

37t Pat Johnson (12/24/95 at St. Louis), Todd Kinchen

36t Shaq Lawson (11/8/20 at Arizona), Kyle Murray

35t Dick Anderson (10/15/72 vs. San Diego), Mke Garrett

34t Jason Taylor (11/27/03 at Dallas), Quincy Carter

29t Jason Taylor (10/1/00 at Cincinnati), Akili Smith

25t Mike Kozlowski (12/6/81 vs. New England), Sam Cunningham

22t Terrell Buckley (10/27/97 vs. Chicago), Ricky Proehl

21t Bob Baumhower (10/7/84 at Pittsburgh), Mark Malone

20t Sam Madison (10/8/00 vs. Buffalo), Sammy Morris

19t Liffort Hobley (10/9/88 at L.A. Raiders), Vance Mueller

16t Xavien Howard (11/27/22 vs. Houston Texans), Jordan Akers

15t Jimmy Warren off lateral from Bob Neff, (12/16/67 vs. Boston), Jim Nance

14t Reshad Jones (11/26/17 at New England), Tom Brady

13t Nick Buoniconti (9/30/73 vs. New England), John Taver

13t Bob Baumhower (10/9/78 vs. Cincinnati), Dave Turner

13t Brian Sochia (12/30/90 vs. Indianapolis), Jeff George

10t Willie West (10/6/68 at Houston), Bob Davis

10t Sean Hill (9/1/96 vs. New England), Louis Oliver

7t Bob Brudzinski (10/27/85 at Detroit), Eric Hipple

***5t Zach Sieler (1/15/23 at Buffalo), Josh Allen**

4t O.J. McDuffie (10/12/97 at N.Y. Jets), Charles Jordan

4t Jason Taylor (9/13/99 at Denver), Brian Griese

2t Randy McMichael (10/12/03 at Jacksonville),

Obafemi Ayanbadejo

2t Melvin Ingram (9/11/22 vs. New England), Mac Jones

1t Cliff Odum (10/28/90 at Indianapolis), Jack Trudeau

1t Jason Taylor (10/7/01 vs. New England), Tom Brady

1t Derrick Pope (11/28/04 at San Francisco), Tim Rattay

0t Chuck Klingbeil (9/22/91 vs. Green Bay), Don Majkowski

0t Scott Miller (9/1/96 vs. New England), Stanley Pritchett

0t Tim Bowens (11/30/97 at Oakland), Jeff George

0t Travis Minor (10/28/01 at Seattle), Jay Fiedler

0t Trent Gamble (9/8/02 vs. Detroit), Chris Cash

0t Koa Misi (9/19/10 at Minnesota), Brett Favre

0t Sam Eguavoen (1/9/22 vs. New England), Jakobi Meyers

FUMBLE RETURNS FOR TOUCHDOWNS

CAREER

6 Jason Taylor (1997-2007, 2009, 2011)

2 Bob Baumhower (1977-86)

2 Liffort Hobley (1987-93)

2 Reshad Jones (2010-19)

TAKEAWAYS

(interceptions/fumble recoveries)

MOST TAKEAWAYS

CAREER

51 Dick Anderson (1968-77), 34 INTs, 17 FRs

42 Jake Scott (1970-75), 35 INTs, 7 FRs

41 Glenn Blackwood (1979-87), 29 INTs, 12 FRs

35 Sam Madison (1997-05), 31 INTs, 4 FRs

35 Jason Taylor (1997-2007, 2009, 2011), 8 INTs, 27 FRs

SEASON

11 Dick Anderson (1970), 8 INTs, 3 FRs

11 Jake Scott (1974), 8 INTs, 3 FRs

10 Dick Westmoreland (1967), 10 INTs

10 Xavien Howard (2020), 10 INTs

9 Dick Anderson (1968), 8 INTs, 1 FR

9 Dick Anderson (1972), 3 INTs, 6 FRs

9 Terrell Buckley (1998), 8 INTs, 1 FR

GAME

4 Dick Anderson (12/3/73 vs. Pittsburgh), 4 INTs

4 Jeris White (11/26/76 at Cleveland), 2 INTs, 2 FRs

MOST TAKEAWAYS BY A ROOKIE

SEASON

9 Dick Anderson (1968), 8 INTs, 1 FR

7 Lloyd Mumphord (1969), 5 INTs, 2 FRs

7 Curtis Johnson (1970), 3 INTs, 4 FRs

7 Jarvis Williams (1988), 4 INTs, 3 FRs

GAME

3 Lloyd Mumphord (12/7/69 vs. Denver), 2 INTs, 1 FR



INDIVIDUAL RECORDS

BLOCKED KICKS

MOST BLOCKED KICKS

CAREER

9	Curtis Johnson (1970-78), 6 FGs, 2 Punts, 1 PAT
8	Lloyd Mumphord (1969-74), 7 FGs, 1 Punt
5	Vern Den Herder (1971-82), 4 FGs, 1 Punt
5	William Judson (1982-89), 3 FGs, 2 Punts
5	Jeff Cross (1988-95), 3 FGs, 1 Punt, 1 PAT

SEASON

4	Wahoo McDaniel (1966), 1 FG, 3 PATs
3	Frank Cornish (1970), 2 FGs, 1 PAT
3	Curtis Johnson (1972), 1 FG, 2 Punts
3	Shane Burton (1998), 3 FGs

MOST BLOCKED FIELD GOALS

CAREER

7	Lloyd Mumphord (1969-74)
6	Curtis Johnson (1970-78)
4	Vern Den Herder (1971-82)
4	Bob Baumhower (1977-86)

SEASON

3	Shane Burton (1998)
---	---------------------

BLOCKED FIELD GOAL RETURNS FOR TOUCHDOWNS

51t	Lloyd Mumphord (12/6/70 vs. Boston), Gino Capelletti
47t	Curtis Johnson (12/19/71 vs. Green Bay), Tim Webster

LONGEST SHORT FIELD GOAL RETURNS

50	Jake Scott (12/6/70 vs. Boston), Gino Capelletti
----	--

MOST BLOCKED PUNTS

CAREER

3	Tim Foley (1970-80)
3	Jimmy Wilson (2011-14)
2	Curtis Johnson (1970-78)
2	William Judson (1982-89)
2	Marc Logan (1989-91)
2	Terrence Fede (2014-17)

SEASON

2	Curtis Johnson (1972)
2	Tim Foley (1973)
2	Marc Logan (1991)

BLOCKED PUNT RETURNS FOR TOUCHDOWNS

25t	Andrew Van Ginkel (11/6/22 at Chicago), Trenton Gill
19t	Mark Higgs (10/18/90 vs. New England), Brian Hansen
11t	Walt Aikens (12/17/16 at N.Y. Jets), Lachlan Edwards
8t	Tim Foley (11/11/73 vs. Baltimore), David Lee
*5t	Charlie Babb (12/24/72 vs. Cleveland), Don Cockroft
5t	Tim Foley (11/11/73 vs. Baltimore), David Lee
2t	Justin Coleman (11/28/21 vs. Carolina), Lachlan Edwards
0t	Lex Hilliard (11/20/11 vs. Buffalo), Brian Moorman
0t	Olivier Vernon (10/28/12 at N.Y. Jets), Robert Malone

MOST BLOCKED POINTS AFTER TOUCHDOWNS

CAREER

3	Wahoo McDaniel (1966-68)
3	Doug Betters (1978-87)

DEFENSIVE 2-POINT CONVERSIONS

1	Walt Aikens (12/11/16 vs. Arizona), returned blocked PAT (Jordan Phillips)
---	--





TEAM RECORDS

* - Playoff Game

** - Super Bowl

1966-77: 14 games 1983-86: 16 games 1978-81: 16 games 1987: 15 games 1982: 9 games 1988-2020: 16 games 2021-Present: 17 games

Records listed do not include 1982 regular season, which consisted of 9 games due to a players' strike.

- Record includes game on 11/30/69 played at Tampa's Tampa Stadium and games on 10/28/07, 10/4/15 and 10/11/17 played at London's Wembley Stadium that were designated as home games.

^ - Record includes games on 9/28/14 played at London's Wembley Stadium and 10/17/21 played at London's Tottenham Hotspur Stadium that were designated as road games.

CHAMPIONSHIPS

SUPER BOWL

2 1972, 1973

AMERICAN FOOTBALL CONFERENCE

5 1971, 1972, 1973, 1982, 1984

AFC EASTERN DIVISION

13 1971, 1972, 1973, 1974, 1979, 1981, 1983, 1984, 1985, 1992, 1994, 2000, 2008

PLAYOFF BERTHS

24 1970, 1971, 1972, 1973, 1974, 1978, 1979, 1981, 1982, 1983, 1984, 1985, 1990, 1992, 1994, 1995, 1997, 1998, 1999, 2000, 2001, 2008, 2016, 2022

GAMES

REGULAR SEASON RECORD

485-393-4 (.552)

PLAYOFF RECORD

20-22 (.476)

OVERALL RECORD

505-415-4 (.549)

HOME REGULAR-SEASON RECORD

279-158-3 (.638)#

ORANGE BOWL REGULAR-SEASON RECORD:

110-38-3 (.738)

HARD ROCK STADIUM REGULAR-SEASON RECORD

169-116 (.593)

HOME PLAYOFF RECORD

15-7 (.682)

ORANGE BOWL PLAYOFF RECORD

10-4 (.714)

HARD ROCK STADIUM PLAYOFF RECORD

5-3 (.625)

HOME OVERALL RECORD

294-165-3 (.640)#

ORANGE BOWL OVERALL RECORD

120-42-3 (.736)

HARD ROCK STADIUM OVERALL RECORD

174-119 (.594)

ROAD REGULAR-SEASON RECORD

206-235-1 (.467)^

ROAD PLAYOFF RECORD

5-15 (.250)

ROAD OVERALL RECORD

211-250-1 (.458)^

MOST WINS IN A SEASON

17 1972 (14 regular season, 3 playoffs)
16 1984 (14 regular season, 2 playoffs)

BEST SEASON WINNING PERCENTAGE

1.000 in 1972 (14-0 regular season, 3-0 playoffs)

FEWEST WINS IN A SEASON

1 in 2007

LOWEST SEASON WINNING PERCENTAGE

.063 in 2007 (1-15)

CONSECUTIVES

MOST WINS

18 1st in 1972 through 1st in 1973

MOST REGULAR SEASON WINS

16 14th in 1971 through 1st in 1973
16 12th in 1983 through 11th in 1984

MOST HOME WINS

31 10/17/71 through 12/15/74

MOST REGULAR-SEASON HOME WINS

27 10/17/71 through 12/15/74

MOST ROAD WINS

9 9/17/72 through 1/14/73

MOST REGULAR-SEASON ROAD WINS

7 9/17/72 through 12/10/72
7 12/4/83 through 11/4/84



TEAM RECORDS

MOST WINS IN A SERIES

20 vs. Buffalo, 1970-79

MOST PRESEASON WINS

11 5th in 1975 through 3rd in 1977

MOST LOSSES

16 14th in 2006 through 13th in 2007

MOST REGULAR-SEASON LOSSES

16 14th in 2006 through 13th in 2007

MOST HOME LOSSES

7 12/25/06 through 12/2/07
7 11/18/10 through 10/23/11

MOST ROAD LOSSES

11 12/17/06 through 9/14/08

MOST LOSSES IN A SERIES

8 vs. N.Y. Jets, 1966-69
8 vs. N.Y. Jets, 1998-2001

MOST PRESEASON LOSSES

7 5th in 1988 through 2nd in 1990

SCORING

MOST POINTS SCORED

Season 513 1984
Game 55 11/24/77 at St. Louis

FEWEST POINTS SCORED

Season 213 1966
Game 0 24 times, last 9/19/21 vs. Buffalo

MOST POINTS ALLOWED

Season 494 2019
Game *62 1/15/00 at Jacksonville
59 9/8/19 vs. Baltimore

FEWEST POINTS ALLOWED

Season 150 1973
Game 0 27 times, last 10/18/20 vs. N.Y. Jets

MOST POINTS, BOTH TEAMS

Game 96 at N.Y. Jets 51, Miami 45, ot (9/21/86)
82 at Buffalo 56, Miami 26 (1/3/21)
81 Buffalo 47, at Miami 34 (12/19/93)

FEWEST POINTS, BOTH TEAMS

Game 3 at New England 3, Miami 0 (12/12/82)
3 at Pittsburgh 3, Miami 0 (11/26/07)
9 New England 6, at Miami 3 (11/20/88)

MOST DECISIVE WIN

Game 52 52-0 vs. New England (11/12/72)
44 44-0 vs. Baltimore (11/11/73)
43 43-0 at N.Y. Jets (10/19/75)
42 42-0 at Baltimore (9/10/78)
42 45-3 vs. N.Y. Jets (11/24/86)
42 42-0 vs. Kansas City (10/11/87)

MOST DECISIVE LOSS

Game *55 62-7 at Jacksonville (1/15/00)
49 59-10 vs. Baltimore (9/8/19)
45 48-3 vs. Kansas City (9/28/68)
43 43-0 vs. New England (9/15/19)
41 41-0 at Kansas City (10/8/67)
41 41-0 at Indianapolis (12/14/97)

MOST TOUCHDOWNS SCORED

Season 70 1984
Game 8 11/24/77 at St. Louis

FEWEST TOUCHDOWNS SCORED

Season 26 1966, 2006, 2010

MOST TOUCHDOWNS ALLOWED

Season 57 2019
Game 8 9/18/66 at Buffalo
*8 1/15/00 at Jacksonville
8 9/8/19 vs. Baltimore
8 1/3/21 at Buffalo

FEWEST TOUCHDOWNS ALLOWED

Season 14 1973

MOST TOUCHDOWNS SCORED BY RUSHING

Season 26 1972, 1975
Game 4 11 times, last 9/16/13 vs. Oakland

PASSING

Season 49 1984
Game 6 11/24/77 at St. Louis
6 9/21/86 at N.Y. Jets
6 9/18/22 at Baltimore

INTERCEPTION

Season 5 2001
Game 2 12/3/73 vs. Pittsburgh
2 9/12/82 at N.Y. Jets
2 12/16/83 vs. N.Y. Jets
2 12/6/98 at Oakland
2 10/26/14 at Jacksonville

KICKOFF RETURN

Season 2 2009
Game 2 11/1/09 at N.Y. Jets

PUNT RETURN

Season 2 1993

FUMBLE RETURN

Season 3 1997, 2022
Game 2 10/11/87 vs. Kansas City
2 9/1/96 vs. New England

BLOCKED PUNT RETURN

Season 2 1973
Game 2 11/11/73 vs. Baltimore



TEAM RECORDS

FEWEST TOUCHDOWNS SCORED BY

RUSHING

Season 4 2017

PASSING

Season 12 2007, 1969

MOST TOUCHDOWNS ALLOWED BY

RUSHING

Season	23	1986
Game	5	9/4/88 at Chicago
	5	9/8/19 vs. Baltimore
	5	10/9/22 at N.Y. Jets

PASSING

Season	39	2019
Game	6	10/21/07 vs. New England
	6	9/8/19 vs. Baltimore

INTERCEPTION

Season	8	2004
Game	2	12/18/88 at Pittsburgh
	2	11/23/97 at New England
	2	10/17/99 at New England
	2	11/18/01 vs. N.Y. Jets
	2	10/25/09 vs. New Orleans
	2	10/26/17 at Baltimore
	2	9/15/19 vs. New England

KICKOFF RETURN

Season 2 1994, 2007, 2010

PUNT RETURN

Season 2 2008, 2020

FUMBLE RETURN

Season 3 1974

BLOCKED FIELD GOAL RETURN

Season 1 1979, 1989, 2010, 2014

FEWEST TOUCHDOWNS ALLOWED BY

RUSHING

Season 6 1998, 1999

PASSING

Season 5 1973

MOST POINTS AFTER TOUCHDOWN SCORED

Season	66	1984
Game	7	11/12/72 vs. New England
	7	11/24/77 at St. Louis
	7	9/3/95 vs. N.Y. Jets
	7	9/8/02 vs. Detroit

MOST POINTS AFTER TOUCHDOWN SCORED, OPPONENT

Season	49	2007
Game	*8	1/15/00 at Jacksonville
	8	9/8/19 vs. Baltimore
	8	1/3/21 at Buffalo

MOST FIELD GOALS SCORED

Season	39	1999
Game	7	12/8/19 at N.Y. Jets

MOST FIELD GOALS SCORED, OPPONENT

Season	34	2013
Game	5	9/28/69 at Houston
	5	9/25/88 at Indianapolis
	*5	1/17/93 vs. Buffalo
	5	10/13/02 at Denver
	5	9/7/03 vs. Houston
	5	10/7/07 at Houston
	5	9/14/14 at Buffalo
	5	9/29/16 at Cincinnati
	5	12/24/17 at Kansas City

MOST SAFETIES SCORED

Season	3	2005, 2014
Game	2	12/3/17 vs. Denver

MOST SAFETIES SCORED, OPPONENT

Season	4	2015
Game	1	34 times, last 10/9/22 at N.Y. Jets

MOST 2-POINT CONVERSION ATTEMPTS

Season	10	1994
Game	4	at Indianapolis, 11/26/95

MOST 2-POINT CONVERSION ATTEMPTS, OPPONENT

Season	5	1995, 2009, 2016, 2019
Game	2	Six times, last 12/22/19 vs. Cincinnati

MOST 2-POINT CONVERSIONS

Season	6	1994
Game	2	at Indianapolis, 11/26/95

MOST 2-POINT CONVERSIONS, OPPONENT

Season	5	2016
Game	2	12/22/19 vs. Cincinnati

SCORE BY QUARTERS, DOLPHINS

1st –	21	12/20/70 vs. Buffalo
	21	10/2/77 vs. Houston
	21	12/5/04 vs. Buffalo
	21	10/25/15 vs. Houston
2nd –	28	12/17/67 vs. Boston
	24	10/23/77 vs. Seattle
	24	10/29/78 vs. Baltimore
	24	11/20/83 vs. Baltimore
	24	10/9/88 at L.A. Raiders
	24	12/1/91 vs. Tampa Bay
3rd –	21	11/3/74 vs. Atlanta
	21	9/12/82 at N.Y. Jets
	21	9/2/84 at Washington
	21	10/11/87 vs. Kansas City
	21	11/12/89 at N.Y. Jets
	21	10/18/92 vs. New England
	21	12/12/94 vs. Kansas City
	21	9/3/95 vs. N.Y. Jets
	21	10/29/00 vs. Green Bay
	21	11/1/09 at N.Y. Jets
	21	12/4/11 vs. Oakland
	21	12/17/16 at N.Y. Jets
4th –	28	9/18/22 at Baltimore
	25	10/10/99 at Indianapolis
	24	11/25/01 at Buffalo
	23	12/21/14 vs. Minnesota



TEAM RECORDS

SCORE BY QUARTERS, OPPONENT

1st –	24	9/28/68 vs. Kansas City
	*24	1/2/82 vs. San Diego
	*24	1/15/00 at Jacksonville
	24	12/9/07 at Buffalo
2nd –	31	12/14/97 at Indianapolis
	28	9/21/86 at N.Y. Jets
	28	10/21/07 vs. New England
	28	1/3/21 at Buffalo
3rd –	24	12/14/14 at New England
	21	12/19/93 vs. Buffalo
	21	12/4/94 vs. Buffalo
	21	10/5/10 vs. New England
	21	11/13/17 at Carolina
	21	10/14/18 vs. Chicago
4th –	30	10/23/00 at N.Y. Jets
	28	10/2/66 at San Diego
	28	12/15/91 at San Diego

SCORE BY QUARTERS, BOTH TEAMS

1st –	35	12/5/04 vs. Buffalo
		Miami 21, Buffalo 14
	27	9/28/68 vs. Kansas City
		Kansas City 24, Miami 3
2nd –	42	9/21/86 at N.Y. Jets
		N.Y. Jets 28, Miami 14
	35	9/3/95 vs. N.Y. Jets
		Miami 21, N.Y. Jets 14
	35	10/21/07 vs. New England
		New England 28, Miami 7
	35	12/9/18 vs. New England
		New England 21, Miami 14
3rd –	37	11/1/09 at N.Y. Jets
		Miami 21, N.Y. Jets 16
	29	9/4/94 vs. New England
		Miami 15, New England 14
	28	12/10/67 vs. San Diego
		Miami 14, San Diego 14
	28	12/19/93 vs. Buffalo
		Buffalo 21, Miami 7
	28	11/27/94 at N.Y. Jets
		Miami 14, N.Y. Jets 14
	28	12/18/13 at Pittsburgh
		Miami 14, Pittsburgh 14
	28	12/24/16 at Buffalo
		Miami 14, Buffalo 14
	28	11/13/17 at Carolina
		Miami 7, Carolina 21
4th –	41	12/21/14 vs. Minnesota
		Miami 23, Minnesota 18
	39	10/10/99 at Indianapolis
		Miami 25, Indianapolis 14
	37	10/23/00 at N.Y. Jets
		N.Y. Jets 30, Miami 7

MOST CONSECUTIVE QUARTERS HELD SCORELESS BY DOLPHINS

13 1973, 3rd Q in 8th through 3rd Q in 11th

MOST CONSECUTIVE QUARTERS HELD SCORELESS BY OPPONENT

11 1970, 1st Q in 6th through 3rd Q in 8th

SCORE BY HALVES, DOLPHINS

1st –	41	10/25/15 vs. Houston
	35	12/17/67 vs. Boston
	31	12/20/70 vs. Buffalo
	31	12/2/85 vs. Chicago
	31	12/7/86 at New Orleans
2nd –	35	9/18/22 at Baltimore
	31	9/22/85 vs. Kansas City
	31	12/12/94 vs. Kansas City
	31	9/3/95 vs. N.Y. Jets

SCORE BY HALVES, OPPONENT

1st –	48	9/18/66 at Buffalo
2nd –	38	10/2/66 at San Diego
	36	10/25/09 vs. New Orleans

SCORE BY HALVES, BOTH TEAMS

1st –	58	9/18/66 at Buffalo
		Buffalo 48, Miami 10
	52	9/21/86 at N.Y. Jets
		N.Y. Jets 31, Miami 21
	52	12/21/08 at Kansas City
		Kansas City 28, Miami 24
	52	9/8/19 vs. Baltimore
		Baltimore 42, Miami 10
2nd –	52	10/9/83 vs. Buffalo
		Miami 28, Buffalo 24

TIME OF POSSESSION (SINCE 1977)

HIGHEST TIME OF POSSESSION

Season	32:38	1979
Game	45:07	9/21/09 vs. Indianapolis
	43:39	12/7/87 vs. N.Y. Jets
	41:55	12/16/96 vs. Buffalo

LOWEST TIME OF POSSESSION

Season	27:02	1988
Game	14:28	9/4/88 at Chicago
	16:32	10/1/89 at Houston
	18:02	10/27/96 vs. Dallas

HIGHEST TIME OF POSSESSION ALLOWED

Season	32:58	1988
Game	46:29	10/4/81 vs. N.Y. Jets (OT)
	45:32	9/4/88 at Chicago
	44:53	10/27/97 vs. Chicago (OT)

LOWEST TIME OF POSSESSION ALLOWED

Season	27:22	1979
Game	14:53	9/21/09 vs. Indianapolis
	16:21	12/7/87 vs. N.Y. Jets
	18:05	12/16/96 vs. Buffalo

SCORING DRIVES

LONGEST SCORING DRIVES

BY PLAYS

21	1/1/12 vs. N.Y. Jets (TD, 94 yards, 12:29)
18	11/11/07 vs. Buffalo (TD, 80 yards, 9:45)
18	9/14/08 at Arizona (TD, 89 yards, 7:04)
18	12/27/09 vs. Houston (FG, 61 yards, 4:18)
17	7 times (last: 10/4/20 vs. Seattle [FG, 73 yards, 7:59])



TEAM RECORDS

BY YARDS

99	9/10/78 at Baltimore (TD, 7 plays, 3:53)
99	9/24/89 vs. N.Y. Jets (TD, 7 plays, 1:27)
98	9/9/18 vs. Tennessee (TD, 12 plays, 5:21)
97	12/15/02 vs. Oakland (TD, 13 plays, 7:53)
97	12/28/14 vs. N.Y. Jets (TD, 1 play, 0:14)
97	10/18/15 at Tennessee (TD, 9 plays, 5:30)

BY TIME OF POSSESSION

12:29	1/1/12 vs. N.Y. Jets (TD, 21 plays, 94)
10:30	10/16/94 vs. L.A. Raiders (FG, 10 plays, 65 yards)
10:16	12/10/01 vs. Indianapolis (TD, 15 plays, 78 yards)
10:09	11/9/09 at New England (TD, 16 plays, 66 yards)
10:01	10/27/74 vs. Baltimore (FG, 16 plays, 73 yards)

LONGEST SCORING DRIVES, OPPONENTS

BY PLAYS

20	11/24/97 at Chicago (FG, 77 yards, 11:07)
20	9/25/22 vs. Buffalo (FG, 87 yards, 9:22)
19	Seven times, last: 12/22/13 at Buffalo (FG, 92 yards, 9:16)

BY YARDS

99	12/11/76 vs. Minnesota (TD, 16 plays, 9:07)
99	10/27/80 at N.Y. Jets (TD, 17 plays, 9:22)
99	9/30/01 at St. Louis (TD, 11 plays, 5:36)
99	9/12/11 vs. New England (TD, 1 play, 0:13)
99	12/11/16 vs. Arizona (TD, 12 plays, 6:43)
99	11/11/21 vs. Baltimore (TD, 9 plays, 4:12)

BY TIME OF POSSESSION

12:45	12/14/75 at Baltimore (FG, 17 plays, 82 yards)
11:07	11/24/91 at Chicago (FG, 20 plays, 77 yards)
11:05	12/16/01 at San Francisco (TD, 17 plays, 98 yards)

FIRST DOWNS

MOST FIRST DOWNS

Season	387	1984
Game	36	12/21/14 vs. Minnesota
	34	11/24/77 at St. Louis
	34	12/12/88 vs. Cleveland

FEWEST FIRST DOWNS

Season	200	1966
Game	6	11/14/99 at Buffalo
	6	12/12/10 at N.Y. Jets
	6	12/22/13 at Buffalo

MOST FIRST DOWNS ALLOWED

Season	361	2019
Game	39	11/27/88 at N.Y. Jets
	*34	1/2/82 vs. San Diego
	34	11/18/84 at San Diego

FEWEST FIRST DOWNS ALLOWED

Season	186	1972
Game	4	11/11/73 vs. Baltimore
	5	9/2/79 at Buffalo
	7	9/24/72 vs. Houston
	7	10/28/90 at Indianapolis

MOST FIRST DOWNS, BOTH TEAMS

Season	701	1984
Game	*59	1/2/82 vs. San Diego
	59	10/9/83 vs. Buffalo
	59	11/27/88 at N.Y. Jets

FEWEST FIRST DOWNS, BOTH TEAMS

Season	410	1973
Game	15	11/9/69 at Boston
	20	12/12/10 at N.Y. Jets
	21	Three times, last 11/11/73 vs. Baltimore

MOST FIRST DOWNS

BY RUSHING

Season	170	1972
Game	19	10/29/72 at Baltimore
	19	11/24/77 at St. Louis

BY PASSING

Season	250	1986
Game	26	12/12/88 vs. Cleveland
	24	9/15/85 vs. Indianapolis
	24	9/21/86 at N.Y. Jets
	24	11/16/86 at Buffalo
	24	9/24/89 vs. N.Y. Jets

BY PENALTY

Season	41	2019
Game	7	11/8/15 at Buffalo
	6	12/4/66 at Denver
	6	11/26/67 vs. Buffalo
	6	9/8/96 at Arizona
	6	12/21/14 vs. Minnesota
	6	10/22/17 vs. N.Y. Jets

FEWEST FIRST DOWNS

BY RUSHING

Season	61	2013
Game	0	10/15/67 at Boston
	*0	1/15/00 at Jacksonville
	*0	1/6/01 at Oakland
	0	9/19/04 at Cincinnati
	0	10/6/13 vs. Baltimore
	0	9/20/15 at Jacksonville
	0	11/24/15 at N.Y. Jets
	0	9/24/17 at N.Y. Jets

BY PASSING

Season	91	1973
Game	1	9/4/83 at Buffalo

BY PENALTY

Season	12	2013
--------	----	------

MOST FIRST DOWNS ALLOWED

BY RUSHING

Season	155	1988
Game	**24	1/30/83 vs. Washington
	*18	12/30/95 at Buffalo
	18	9/13/20 at New England

BY PASSING

Season	215	2012
Game	26	10/11/21 at Tampa Bay
	23	11/27/88 at N.Y. Jets

BY PENALTY

Season	42	2005
Game	7	10/9/83 vs. Buffalo
	7	10/23/00 at N.Y. Jets (OT)
	7	11/13/16 at San Diego



TEAM RECORDS

FEWEST FIRST DOWNS ALLOWED BY RUSHING

Season	66	1969
Game	0	12/20/70 vs. Buffalo
	0	10/13/74 at Washington
	*0	1/9/00 at Seattle
	0	9/14/03 at N.Y. Jets
	0	11/23/06 at Detroit
	0	11/2/08 at Denver
	0	10/4/09 vs. Buffalo
	0	9/30/12 at Arizona

BY PASSING

Season	78	1973
Game	0	12/8/68 vs. Boston
	1	11/5/79 vs. Houston
	1	12/12/82 at New England

BY PENALTY

Season	8	1973, 1974
---------------	---	------------

TOTAL NET YARDS

MOST NET YARDS

Season	6,936	1984
Game	584	10/23/88 vs. N.Y. Jets
	*569	1/6/85 vs. Pittsburgh
	552	9/30/84 at St. Louis
	552	10/21/84 at New England

FEWEST NET YARDS

Season	3,458	1966
Game	88	10/12/80 at New England
	101	11/14/99 at Buffalo
	103	12/22/13 at Buffalo

MOST NET YARDS ALLOWED

Season	6,364	2019
Game	643	9/8/19 vs. Baltimore
	622	9/12/11 vs. New England
	597	11/27/88 at N.Y. Jets
	593	10/3/76 vs. Los Angeles

FEWEST NET YARDS ALLOWED

Season	3,281	1973
Game	76	10/21/73 vs. Buffalo
	117	10/17/71 vs. New England
	118	10/16/66 vs. Denver
	118	9/21/03 vs. Buffalo

MOST NET YARDS GAINED, BOTH TEAMS

Season	12,374	1986
Game	1,110	9/12/11 vs. New England
	1,066	9/21/86 at N.Y. Jets

FEWEST NET YARDS GAINED, BOTH TEAMS

Season	7,384	1973
Game	335	10/16/66 vs. Denver

RUSHING

MOST RUSHING YARDS

Season	2,960	1972
Game	315	11/11/73 vs. Baltimore
	304	12/3/72 at New England
	302	10/24/71 at N.Y. Jets
	302	11/7/71 vs. Buffalo
	301	9/30/73 vs. New England

FEWEST RUSHING YARDS

Season	1,156	2019
Game	2	11/11/13 at Tampa Bay
	7	11/19/06 vs. Minnesota
	12	11/29/15 at N.Y. Jets
	14	11/19/90 vs. L.A. Raiders
	*14	1/9/99 at Denver
	14	12/23/13 at Buffalo

MOST RUSHING YARDS ALLOWED

Season	2,506	1988
Game	*341	12/30/95 at Buffalo
	305	12/18/88 at Pittsburgh
	299	9/30/07 vs. Oakland

FEWEST RUSHING YARDS ALLOWED

Season	1,430	1994
Game	14	11/2/08 at Denver
	16	9/2/66 vs. Oakland
	16	11/28/10 at Oakland

MOST RUSHING YARDS, BOTH TEAMS

Season	4,627	1978
Game	533	12/24/16 at Buffalo
	508	11/7/71 vs. Buffalo
	487	12/5/76 vs. Buffalo

FEWEST RUSHING YARDS, BOTH TEAMS

Season	2,920	1966
Game	67	9/8/13 at Cleveland
	74	11/23/98 at New England
	79	12/19/99 vs. San Diego

MOST RUSHING ATTEMPTS

Season	613	1972
Game	58	10/5/75 at Green Bay
	56	9/12/82 at N.Y. Jets
	55	11/24/77 at St. Louis

FEWEST RUSHING ATTEMPTS

Season	326	1967
Game	*8	1/8/95 at San Diego
	8	12/4/22 at San Francisco
	**9	1/20/85 vs. San Francisco
	9	9/7/86 at San Diego
	9	11/29/15 at N.Y. Jets
	9	10/10/21 at Tampa Bay

MOST RUSHING ATTEMPTS, OPPONENT

Season	557	1988
Game	*59	1/12/86 vs. New England
	54	9/4/88 at Chicago
	**52	1/30/83 vs. Washington
	*52	12/30/95 at Buffalo



TEAM RECORDS

FEWEST RUSHING ATTEMPTS, OPPONENT

Season	387	1970
Game	7	9/4/94 at Green Bay
	10	11/23/06 at Detroit
	10	12/11/17 vs. New England
	11	9/14/03 at N.Y. Jets
	11	9/21/09 vs. Indianapolis

HIGHEST RUSHING AVERAGE

Season	5.00	1971
---------------	------	------

LOWEST RUSHING AVERAGE

Season	3.12	1997
---------------	------	------

HIGHEST RUSHING AVERAGE, OPPONENT

Season	4.88	1968
---------------	------	------

LOWEST RUSHING AVERAGE, OPPONENT

Season	3.29	2003
---------------	------	------

PASSING

MOST NET YARDS PASSING

Season	5,018	1984
Game	521	10/23/88 vs. N.Y. Jets
	461	9/18/22 at Baltimore
	456	9/4/94 vs. New England
	446	9/24/89 vs. N.Y. Jets

FEWEST NET YARDS PASSING

Season	1,582	1973
Game	22	11/23/69 vs. Houston
	*26	12/30/73 vs. Oakland
	26	9/4/83 at Buffalo

MOST NET YARDS PASSING ALLOWED

Season	4,198	2019
Game	516	9/12/11 vs. New England
	449	9/21/86 at N.Y. Jets
	437	10/10/21 at Tampa Bay

FEWEST NET YARDS PASSING ALLOWED

Season	1,290	1973
Game	1	10/21/73 vs. Buffalo
	11	11/5/79 vs. Houston
	13	12/12/82 at New England

MOST NET YARDS PASSING, BOTH TEAMS

Season	8,503	2022
Game	884	9/21/86 at N.Y. Jets

FEWEST NET YARDS PASSING, BOTH TEAMS

Season	2,872	1973
Game	72	12/12/82 at New England

MOST GROSS YARDS PASSING

Season	5,146	1984
Game	521	10/23/88 vs. N.Y. Jets
	473	9/4/94 vs. New England
	470	12/2/84 vs. L.A. Raiders

FEWEST GROSS YARDS PASSING

Season	1,675	1973
Game	*34	12/30/73 vs. Oakland
	46	9/4/83 at Buffalo
	46	12/21/03 at Buffalo

MOST GROSS YARDS PASSING ALLOWED

Season	4,373	2020
Game	517	9/12/11 vs. New England
	479	9/21/86 at N.Y. Jets
	452	10/10/21 at Tampa Bay

FEWEST GROSS YARDS PASSING ALLOWED

Season	1,604	1973
Game	13	12/12/82 at New England
	25	11/5/79 vs. Houston
	35	12/9/73 at Baltimore

MOST PASS ATTEMPTS

Season	645	1986
Game	*66	12/30/95 at Buffalo
	65	12/4/05 vs. Buffalo
	62	10/22/06 vs. Green Bay

FEWEST PASS ATTEMPTS

Season	256	1973
Game	*6	12/30/73 vs. Oakland
	**7	1/13/74 vs. Minnesota
	*8	1/2/72 vs. Baltimore

MOST PASS ATTEMPTS, OPPONENT

Season	624	2022
Game	63	9/25/22 vs. Buffalo
	61	11/1/20 vs. L.A. Rams
	59	10/23/00 at N.Y. Jets (OT)
	58	10/4/92 at Buffalo
	56	11/18/84 at San Diego
	56	9/7/14 vs. New England
	56	12/22/19 vs. Cincinnati

FEWEST PASS ATTEMPTS, OPPONENT

Season	320	1973
Game	5	12/12/82 at New England
	8	11/14/76 at Pittsburgh
	8	12/9/73 at Baltimore

MOST PASS COMPLETIONS

Season	404	2021
Game	39	11/16/86 at Buffalo
	38	11/23/97 at New England
	36	1/3/21 at Buffalo
	36	9/18/22 at Baltimore

FEWEST PASS COMPLETIONS

Season	133	1973
Game	3	10/15/73 at Cleveland
	*3	12/30/73 vs. Oakland

MOST PASS COMPLETIONS, OPPONENT

Season	416	2022
Game	42	9/25/22 vs. Buffalo
	38	10/9/83 vs. Buffalo
	37	11/18/84 at San Diego
	37	12/4/16 at Baltimore

FEWEST PASS COMPLETIONS, OPPONENT

Season	151	1973
Game	2	11/9/69 at Boston
	2	12/12/82 at New England
	4	11/14/76 at Pittsburgh



TEAM RECORDS

INTERCEPTIONS

MOST INTERCEPTIONS

Season	32	1978, 458 yards
Game	6	12/3/73 vs. Pittsburgh
	6	10/19/75 at N.Y. Jets
	6	9/10/78 at Baltimore
	6	11/21/82 at Buffalo
	6	10/16/83 at N.Y. Jets
	6	12/6/98 at Oakland

FEWEST INTERCEPTIONS

Season	8	2006, 116 yards
		2022, 115 yards

MOST INTERCEPTIONS, OPPONENT

Season	32	1966, 370 yards
Game	6	11/13/66 at Kansas City

FEWEST INTERCEPTIONS, OPPONENT

Season	7	2008, 130 yards
---------------	---	-----------------

MOST INTERCEPTION RETURN YARDS

Season	522	1966
Game	218	10/4/92 at Buffalo

FEWEST INTERCEPTION RETURN YARDS

Season	66	2010
---------------	----	------

MOST INTERCEPTION RETURN YARDS, OPPONENT

Season	596	1969
Game	160	11/23/97 at New England
	151	12/2/84 vs. L.A. Raiders
	151	11/18/01 vs. N.Y. Jets

FEWEST INTERCEPTION RETURN YARDS, OPPONENT

Season	100	1985
---------------	-----	------

PENALTIES

MOST PENALTIES

Season	137	2017, 1,154 yards
Game	18	10/9/05 at Buffalo
	17	11/19/17 vs. Tampa Bay

MOST YARDS PENALIZED

Season	1,154	2017, on 137
Game	149	10/12/03 at Jacksonville
	145	12/31/17 vs. Buffalo
	143	10/1/95 at Cincinnati

FEWEST PENALTIES

Season	48	1968, 485 yards
Game	0	12/23/67 vs. Houston
	0	12/8/68 vs. Boston
	0	9/29/91 at N.Y. Jets
	*0	1/10/93 vs. San Diego
	0	12/21/98 vs. Denver
	0	9/15/13 at Indianapolis

FEWEST YARDS PENALIZED

Season	416	1973, on 52
Game	0	12/23/67 vs. Houston
	0	12/8/68 vs. Boston
	0	9/29/91 at N.Y. Jets
	*0	1/10/93 vs. San Diego
	0	12/21/98 vs. Denver
	0	9/15/13 at Indianapolis

MOST PENALTIES, OPPONENT

Season	122	2017, 1,077 yards
Game	19	12/22/85 vs. Buffalo
	17	10/18/87 at N.Y. Jets
	15	10/9/83 vs. Buffalo

MOST YARDS PENALIZED, OPPONENT

Season	1,084	2019, on 111
Game	163	10/4/15 vs. N.Y. Jets (at London)
	156	9/20/69 at Oakland
	144	11/5/67 at Buffalo

FEWEST PENALTIES, OPPONENT

Season	59	1967, 691 yards
Game	0	10/4/20 vs. Seattle

FEWEST YARDS PENALIZED, OPPONENT

Season	525	1974, on 67
Game	0	10/4/20 vs. Seattle

MOST PENALTIES, BOTH TEAMS

Season	259	2017, 2,231 yards
Game	26	12/22/85 vs. Buffalo
	26	11/19/17 vs. Tampa Bay
	25	10/9/05 at Buffalo

MOST YARDS PENALIZED, BOTH TEAMS

Season	2,231	2017, on 259
Game	243	10/4/15 vs. N.Y. Jets (at London)
	230	10/3/70 vs. Oakland
	227	11/30/69 vs. Boston (at Tampa)

FEWEST PENALTIES, BOTH TEAMS

Season	112	1967, 1,181 yards
Game	2	12/23/67 vs. Houston
	2	11/11/73 vs. Baltimore
	2	12/12/82 at New England

FEWEST YARDS PENALIZED, BOTH TEAMS

Season	1,032	1973, on 113
Game	10	11/11/73 vs. Baltimore
	10	12/12/82 at New England
	13	9/15/13 at Indianapolis

PUNTING

MOST PUNTS

Season	99	2004
Game	11	12/7/03 at New England

MOST PUNT YARDS

Season	4,380	2015, 47.6 average
Game	564	12/12/10 at N.Y. Jets
	501	12/22/13 at Buffalo



TEAM RECORDS

FEWEST PUNTS

Season	44	1972
Game	0	9/23/79 vs. Chicago
	0	10/12/86 vs. Buffalo
	0	12/12/88 vs. Cleveland
	0	12/28/03 vs. N.Y. Jets
	0	11/13/22 vs. Cleveland

MOST PUNTS, OPPONENT

Season	102	2004
Game	11	11/11/73 vs. Baltimore
	11	12/7/03 at New England

MOST PUNT YARDS, OPPONENT

Season	4,313	2011, 45.4 average
Game	475	9/20/98 vs. Pittsburgh

FEWEST PUNTS, OPPONENT

Season	52	1967
Game	0	12/17/67 vs. Boston
	0	9/21/97 at Tampa Bay
	0	11/7/10 at Baltimore
	0	9/29/19 vs. L.A. Chargers
	1	24 times, last 11/13/22 vs. Cleveland

MOST PUNTS, BOTH TEAMS

Season	201	2004
Game	22	12/7/03 at New England

FEWEST PUNTS, BOTH TEAMS

Season	116	1995
Game	1	10/12/86 vs. Buffalo
	1	11/13/22 vs. Cleveland
	2	9/23/79 vs. Chicago
	2	12/12/88 vs. Cleveland

HIGHEST PUNTING AVERAGE

Season	49.7	2012, 76 punts
x-Game	58.8	9/23/12 vs. N.Y. Jets

HIGHEST PUNTING AVERAGE, OPPONENT

Season	46.7	2008, 61 punts
x-Game	56.7	11/24/13 vs. Carolina

x - minimum 4 punts

PUNT RETURNS

MOST PUNT RETURNS

Season	55	1983, 581 yards
Game	7	10/19/69 at Kansas City
	7	9/19/04 at Cincinnati
	7	11/24/13 vs. Carolina

MOST PUNT RETURN YARDS

Season	581	1983, 55 returns
Game	123	10/19/69 at Kansas City
	123	12/13/93 vs. Pittsburgh

MOST PUNT RETURNS, OPPONENT

Season	50	2015, 526 yards
Game	9	12/12/10 at N.Y. Jets
	8	9/9/66 vs. N.Y. Jets
	8	12/24/05 vs. Tennessee

MOST PUNT RETURN YARDS, OPPONENT

Season	526	2015, 50 returns
Game	116	12/16/18 at Minnesota
	115	10/12/80 at New England
	113	11/16/08 vs. Oakland

KICKOFF RETURNS

MOST KICKOFF RETURNS

Season	78	2007, 1,552 yards
Game	9	9/18/66 at Buffalo
	9	9/7/86 at San Diego
	*9	1/12/91 at Buffalo
	*9	1/15/00 at Jacksonville
	9	12/2/07 vs. N.Y. Jets

MOST KICKOFF RETURN YARDS

Season	1,739	2009, 75 returns
Game	299	11/1/09 at N.Y. Jets
	245	12/5/71 at New England

MOST KICKOFF RETURNS, OPPONENT

Season	85	1995, 1,782 yards
Game	9	11/24/77 at St. Louis
	9	9/3/95 vs. N.Y. Jets

MOST KICKOFF RETURN YARDS, OPPONENT

Season	1,782	1995, 85 returns
Game	251	12/12/94 vs. Kansas City
	248	9/21/08 at New England

SACKS

MOST SACKS

Season	49.0	1983, 363 yards
	49.0	2005, 375 yards
Game	9.0-59.0	10/21/73 vs. Buffalo
	8.0-61.0	9/20/81 at Houston
	8.0-57.0	9/13/98 vs. Buffalo
	8.0-47.0	12/6/98 at Oakland
	8.0-34.0	11/28/04 at San Francisco
	8.0-53.0	11/23/06 at Detroit
	8.0-55.0	9/30/12 at Arizona
	8.0-54.0	12/27/21 at New Orleans

FEWEST SACKS

Season	16.0	1966, 180 yards
---------------	------	-----------------

MOST SACKS, OPPONENT

Season	58.0	2013, 399 yards and 2019, 313 yards
Game	9.0-53.0	10/17/99 at New England
	9.0-60.0	12/11/11 vs. Philadelphia
	9.0-71.0	12/16/18 at Minnesota

FEWEST SACKS, OPPONENT

Season	7.0	1988, 41 yards
---------------	-----	----------------

MOST CONSECUTIVE GAMES WITH NO SACKS ALLOWED

19 5th through 16th in 1988 and 1st through 7th in 1989

MOST SACKS, BOTH TEAMS

Season	100.0	2013, 671 yards
---------------	-------	-----------------



TEAM RECORDS

FEWEST SACKS, BOTH TEAMS

Season 31.0 1988, 208 yards

FUMBLES

MOST FUMBLES

Season	42	2004
Game	8	12/9/07 at Buffalo
	7	10/6/96 vs. Seattle

MOST FUMBLES LOST

Season	20	1985
Game	5-5	9/25/83 vs. Kansas City
	*6-5	1/15/00 at Jacksonville
	4-4	10/15/67 at Boston
	5-4	11/15/70 vs. New Orleans
	4-4	9/19/71 at Denver
	*5-4	1/12/86 vs. New England
	4-4	9/7/86 at San Diego
	5-4	10/18/90 vs. New England
	4-4	12/27/98 at Atlanta

FEWEST FUMBLES

Season 12 2000

MOST FUMBLES, OPPONENT

Season	38	1971, 1983
Game	7	11/7/71 vs. Buffalo
	7	9/18/77 at Buffalo
	7	10/23/83 at Baltimore
	7	12/4/94 vs. Buffalo

MOST FUMBLES LOST, OPPONENT

Season 21 1971, 1978

TAKEAWAY/GIVEAWAY

BEST RATIO

Season	+23	1978, 53 TAs, 30 GAs
	+18	1972, 46 TAs, 28 GAs

WORST RATIO

Season	-18	1989, 23 TAs, 41 GAs
	-17	2004, 25 TAs, 42 GAs

MOST TAKEAWAYS

Season	53	1978, 21 FRs, 32 INTs
	46	1966, 15 FRs, 31 INTs
	46	1972, 20 FRs, 26 INTs

FEWEST TAKEAWAYS

Season 14 2022, 6 FRs, 8 INTs

MOST TAKEAWAYS, OPPONENT

Season 44 1967, 16 FRs, 28 INTs

FEWEST TAKEAWAYS, OPPONENT

Season 13 2008, 6 FRs, 7 INTs

BLOCKED PUNTS

MOST BLOCKED PUNTS

Season 3 2014





ALL-TIME LEADERS

(**boldface** indicates active player)

RUSHING						
PLAYER	YEARS	NO.	YDS.	AVG.	LG	TD
1. Larry Csonka	1968-74, 1979	1,506	6,737	4.5	54t	53
2. Ricky Williams	2002-03, 2005, 2007-10	1,509	6,436	4.3	68t	48
3. Ronnie Brown	2005-10	1,128	4,815	4.3	65t	36
4. Mercury Morris	1969-75	754	3,877	5.1	70t	29
5. Jim Kiick	1968-74	997	3,644	3.7	56	28
6. Tony Nathan	1979-87	732	3,543	4.8	46	16
7. Karim Abdul-Jabbar	1996-99	888	3,063	3.4	45	33
8. Lamar Miller	2012-15	638	2,930	4.6	97t	19
9. Mark Higgs	1990-94	702	2,648	3.8	31	14
10. Delvin Williams	1978-80	643	2,632	4.1	65	13
11. Andra Franklin	1981-84	622	2,232	3.6	29	22
12. Benny Malone	1974-78	503	2,129	4.2	66t	16
13. Lamar Smith	2000-01	622	2,107	3.4	68t	20
14. Reggie Bush	2011-12	443	2,072	4.7	76t	12
15. Bernie Parmalee	1992-98	513	1,959	3.8	47t	15
16. Lorenzo Hampton	1985-89	500	1,949	3.9	54t	22
17. Jay Ajayi	2015-17	447	1,924	4.3	62t	9
18. Sammie Smith	1989-91	509	1,787	3.5	33	15
19. Woody Bennett	1980-88	419	1,744	4.2	25	9
20. Kenyan Drake	2016-19	333	1,532	4.6	66t	9
21. Don Nottingham	1973-77	365	1,524	4.2	56	25
22. Norm Bulaich	1975-79	340	1,498	4.4	63	17
23. Daniel Thomas	2011-14	409	1,480	3.6	55	10
24. Gary Davis	1976-79	317	1,389	4.4	65t	7
25. Myles Gaskin	2019-22	361	1,355	3.8	30	7
26. Troy Stradford	1987-90	343	1,332	3.9	51	10
27. Ryan Tannehill	2012-18	248	1,210	4.9	48	6
28. Travis Minor	2001-06	277	1,133	4.1	56t	8
29. Ron Davenport	1985-89	274	1,127	4.1	64	13
30. Terry Kirby	1993-95	287	1,037	3.6	38	9
31. Bob Griese	1967-80	261	994	3.8	35	7
32. Sammy Morris	2004-06	240	981	4.1	55	8
33. Irving Spikes	1994-97	252	934	3.7	49	8
34. Leroy Harris	1977-78	214	929	4.3	77t	6
35. Raheem Mostert	2015, 2022	181	891	4.9	67	3
36. Jay Fiedler	2000-04	201	834	4.1	30	11
37. David Woodley	1980-83	173	771	4.5	29	9
38. J.J. Johnson	1999-01	219	748	3.4	34	5
39. Frank Gore	2018	156	722	4.6	39	0
40. Joe Carter	1984-86	118	589	5.0	35	1
41. Stan Mitchell	1966-70	173	548	3.1	30	4
42. Joe Auer	1966-67	165	544	3.3	41	5
43. Salvon Ahmed	2020-22	141	532	3.8	31	4
44. Marc Logan	1989-91	140	523	3.7	17	2
45. Jesse Chatman	2005, 2007	128	515	4.0	30	1
46. John Avery	1998-99	143	503	3.5	44	2
47. Damien Williams	2014-17	133	477	3.6	69	3
48. Bobby Humphrey	1992	102	471	4.6	21	1
49. Hubert Ginn	1970-75	101	415	4.1	46	3
50. Cecil Collins	1999	131	414	3.2	25t	2
51. Ryan Fitzpatrick	2019-20	84	394	4.7	20	6
52. David Overstreet	1983	85	392	4.6	44	1
Jeff Wilson Jr.	2022	84	392	4.7	28	3
54. Keith Byars	1993-96	98	377	3.8	77t	6
55. Chris Chambers	2001-07	41	355	8.7	61	0
56. Duke Johnson	2021	71	330	4.7	27	3
57. Kalen Ballage	2018-19	110	326	3.0	75t	4
58. Sam Price	1966-68	82	313	3.8	38	1
59. Tua Tagovailoa	2020-22	102	307	3.0	23	6
60. Abner Haynes	1967	56	274	4.9	65t	2
61. Lousaka Polite	2008-10	86	270	3.1	14	1



ALL-TIME LEADERS

RUSHING							
PLAYER	YEARS	NO.	YDS.	AVG.	LG	TD	
62.	Cookie Gilchrist	1966	72	262	3.6	22	0
63.	Matt Breida	2020	59	254	4.3	24	0
64.	Terry Robiskie	1980-81	78	250	3.2	36	2
65.	Nat Moore	1974-86	40	249	6.2	36	1
66.	Patrick Laird	2019-21	76	244	3.2	18	1
67.	Steve Howell	1979-81	68	235	3.4	23	1
68.	Billy Joe	1966	71	232	3.3	14	0
69.	Charles Leigh	1971-74	48	228	4.8	34t	1
70.	Tom Vigorito	1981-85	54	215	4.0	33t	2
	Stan Winfrey	1975-77	55	215	3.9	13	1
72.	Stanley Pritchett	1996-99	63	211	3.3	25	2
73.	Eddie Hill	1981-84	52	209	4.0	24	1
74.	Autry Denson	1999-00	59	206	3.5	20	0
75.	Mark Walton	2019	53	201	3.8	19	0
76.	Ronald Scott	1987	47	199	4.2	24	3
77.	Jack Harper	1967-68	41	197	4.8	37t	1
78.	Chad Henne	2008-11	66	196	3.0	20	2
79.	Freddie Solomon	1975-77	14	190	13.6	59t	1
80.	Jerris McPhail	1996-97	23	174	7.6	71t	1
81.	James McKnight	2001-03	15	172	11.5	68t	1
82.	Patrick Cobbs	2006-10	37	171	4.6	44	2
83.	Paul Warfield	1970-74	16	166	10.4	39	0
84.	Pete Johnson	1984	68	159	2.3	9	9
	Larry Seiple	1967-77	16	159	9.9	34	0
86.	Knowshon Moreno	2014	31	148	4.8	15	1
87.	Jim Jensen	1981-92	26	142	5.5	23	0
88.	Leonard Henry	2002-04	46	141	3.1	53	0
89.	George Wilson	1966	27	137	5.1	37	0
90.	Thurman Thomas	2000	28	136	4.9	25	0
91.	Rick Casares	1966	43	135	3.1	10	0
92.	Ray Lucas	2001-02	44	132	3.0	17	3
93.	Tony Paige	1990-92	49	131	2.7	11	3
94.	Lex Hilliard	2009-11	39	130	3.3	18	2
95.	Lorenzo Booker	2007	28	125	4.5	22	0
	Malcolm Brown	2021	33	125	3.8	24t	1
97.	Ted Ginn, Jr.	2007-09	16	124	7.8	40t	2
	Damon Huard	1997-00	28	124	4.4	25	0
99.	Jonas Gray	2015	31	122	3.9	16	0
100.	Chase Edmonds	2022	42	120	2.9	28	2
	Earl Morrall	1972-76	23	120	5.2	31t	1
102.	Jarvis Landry	2014-17	26	119	4.6	22t	1
	Phillip Lindsay	2021	38	119	3.1	9	0
104.	Rob Konrad	1999-04	38	114	3.0	18t	1
105.	Aaron Craver	1991-94	29	110	3.8	19	1
106.	Cleo Lemon	2005-07	34	109	3.2	11	4
107.	Mark Clayton	1983-92	14	108	7.7	30	0
	Gene Milton	1968-69	9	108	12.0	34	0
109.	Robert Edwards	2002	20	107	5.4	19	1
110.	Samkon Gado	2007	35	104	3.0	20t	3
111.	Scott Secules	1989-91	16	103	6.4	17	1
112.	Scott Mitchell	1990-93	29	99	3.4	32	0
113.	Kyle Mackey	1987	17	98	5.8	17	2
114.	Brandon Bolden	2018	8	91	11.4	54t	2
115.	Dan Marino	1983-99	301	87	0.3	15	9
116.	DeAndre Washington	2020	28	86	3.1	16	0
117.	Pat White	2009	21	81	3.9	33	0
118.	Albert Wilson	2018-19, 21	17	78	4.6	28	0
119.	George Chesser	1966-67	18	77	4.3	19	0
120.	Tyler Thigpen	2009-10	14	74	5.3	12	0
121.	Frank Jackson	1966-67	3	70	23.3	48	0
	Jacoby Brissett	2021	19	70	3.7	19	1
123.	Chad Pennington	2008-10	33	69	2.1	16	1



ALL-TIME LEADERS

RUSHING							
PLAYER	YEARS	NO.	YDS.	AVG.	LG	TD	
124.	Matt Moore	2011-17	46	66	1.4	16	2
125.	Brian Hartline	2009-14	7	65	9.3	30	1
	Larry Izzo	1996-00	2	65	32.5	39	0
127.	Lamar Gordon	2004	35	64	1.8	11	0
	Steve Slaton	2011	17	64	3.8	28	1
129.	Gus Frerotte	2005	27	61	2.3	14	0
	Bob Torrey	1979	13	61	4.7	17	1
131.	Clarence Bailey	1987	10	55	5.5	13	0
	Arian Foster	2016	22	55	2.5	9	0
133.	Brock Forsey	2004	19	53	2.8	15	0
134.	O.J. McDuffie	1993-01	15	49	3.3	12	0
	Mike Wallace	2013-14	7	49	7.0	13	0
136.	Jim Braxton	1978	20	48	2.4	15	2
137.	Nick Giaquinto	1980-81	8	47	5.9	20	0
138.	Mark Konecny	1987	6	46	7.7	19	0
139.	John Tagliaferri	1987	13	45	3.5	7	1
140.	Lawrence Phillips	1997	18	44	2.4	8	0
141.	Jakeem Grant Sr.	2016-21	12	43	3.6	29	1
142.	Bernie Kosar	1994-96	9	42	4.7	17	1
143.	Rickey Isom	1987	9	41	4.6	8	1
	Rick Norton	1966-69	19	41	2.2	13	0
145.	James Saxon	1992-94	17	36	2.1	9	0
146.	Duriel Harris	1976-83, 1985	3	33	11.0	20	0
	Jordan Howard	2020	28	33	1.2	8	4
	Matt Turk	2000-01, 2003-04	4	33	8.3	23	0
149.	Lynn Bowden Jr.	2020	9	32	3.6	11	0
	Jay Cutler	2017	19	32	1.7	9	0
	Trent Green	2007	7	32	4.6	23	0
	Tyreek Hill	2022	7	32	4.6	10	1
153.	Rich Diana	1982	8	31	3.9	7	0
154.	Davone Bess	2008-12	7	30	4.3	13	0
	Senorise Perry	2017-18	8	30	3.8	12	0
156.	Tom Brown	1987-89	16	29	1.8	6	0
	Jaylen Waddle	2021-22	5	29	5.8	9	1
158.	Teddy Bridgewater	2022	3	27	9.0	11	0
159.	Lee Suggs	2006	6	26	4.3	7	0
	Marcus Thigpen	2012-13	7	26	3.7	9	0
161.	Marlon Moore	2010-13	2	25	12.5	16	0
162.	Craig Erickson	1996-98	15	24	1.6	12	0
	Joey Harrington	2006	19	24	1.3	7	0
	John Stofa	1966-67, 1969-70	7	24	3.4	14	1
165.	Marty Booker	2004-07	6	23	3.8	18	0
	Clayton Fejedelem	2020-22	4	23	5.8	22	0
167.	Isaiah Pead	2016	8	22	2.8	4	0
168.	Joe Cribbs	1988	5	21	4.2	11	0
	Mike Gillislee	2013-14	6	21	3.5	6	0
	Brock Osweiler	2018	8	21	2.6	7	0
	Skylar Thompson	2022	14	21	1.5	9	0
	Dedric Ward	2001-02	2	21	10.5	16	0
173.	Daunte Culpepper	2006	10	20	2.0	7	1
	Don Strock	1974-87	51	20	0.4	18	2
175.	Brandon Marshall	2010-11	3	16	5.3	13	0
	Samaje Perine	2019	5	16	3.2	9	0
177.	Charles Clay	2011-14	7	15	2.1	13	1
	Brian Griese	2003	5	15	3.0	9	0
179.	Leonte Carroo	2016-18	1	14	14.0	14	0
	MarQueis Gray	2016-17	5	14	2.8	5	0
	Garrett Limbrick	1990	5	14	2.8	5	0
182.	A.J. Feeley	2004-05	14	13	0.9	7t	1
	Jovorskis Lane	2012	13	13	1.0	4	2
	Josh Rosen	2019	3	13	4.3	6	0
	Tom Orosz	1981-82	1	13	13.0	13	0



ALL-TIME LEADERS

RUSHING							
PLAYER	YEARS	NO.	YDS.	AVG.	LG	TD	
	Gary Tucker	1968	4	13	3.3	7	0
187.	John Beck	2007-08	9	12	1.3	8	1
	Marlin Briscoe	1972-74	3	12	4.0	17	0
	Charles Jordan	1996-98	3	12	4.0	16	0
	Ron Moore	1998	4	12	3.0	4	0
191.	Terry Anderson	1977-78	1	11	11.0	11	0
	Terry Cole	1971	3	11	3.7	4	0
	Isaiah Ford	2019-21	1	11	11.0	11	0
	Cleveland Gary	1994	7	11	1.6	4	0
195.	Nuu Faaola	1989	2	10	5.0	5	0
	Pete Roth	1987	3	10	3.3	9	0
197.	LaMichael James	2014-15	3	9	3.0	5	0
	Vick King	2004	4	9	2.3	3	0
199.	David Fales	2017	4	8	2.0	3	1
	Alec Ingold	2022	6	8	1.3	2	1
	Randy McMichael	2002-06	1	8	8.0	8	0
	Cedrick Wilson Jr.	2022	1	8	8.0	8	0
203.	Jimmy Hines	1969	1	7	7.0	7	0
	John Kidd	1994-97	2	7	3.5	4	0
	Hendrick Lusk	1998	1	7	7.0	7	0
	Rishard Matthews	2012-15	2	7	3.5	4	0
	Preston Williams	2019-21	1	7	7.0	7	0
208.	Kevin Curtis	2010	1	6	6.0	6	0
	Todd Doxzon	1998	2	6	3.0	3	0
	Craig Ellis	1986	3	6	2.0	2	0
	Tony Martin	1989-93, 1999-00	4	6	1.5	8	0
	De'Lance Turner	2019	4	6	1.5	5	0
	Dick Wood	1966	5	6	1.2	7	1
214.	Reagan Mauia	2007	4	5	1.3	3	0
	Malcolm Perry	2020	3	5	1.7	6	0
	Sage Rosenfels	2002-05	9	5	0.6	12	0
	Kory Sheets	2009-10	1	5	5.0	5	0
	Don Testerman	1980	1	5	5.0	5	0
	Wes Welker	2004-06	1	5	5.0	5	0
	Robert Wilson	1994-96	2	5	2.5	5	0
221.	Clyde Gates	2011	1	4	4.0	4	0
	Nate Jacquet	1998-99	1	4	4.0	4	0
	Clive Walford	2019	0	4	0.0	4	0
	Durham Smythe	2018-22	4	4	1.0	2	1
225.	Fred Banks	1987-93	1	3	3.0	3	0
	Chris Clemons	2009-13	1	3	3.0	3	0
	Larry Cowan	1982	1	3	3.0	3	0
	Roosevelt Potts	1997	1	3	3.0	3	0
	Leslie Shepherd	2000	4	3	0.8	14	0
230.	Orleans Darkwa	2014	4	2	0.5	7	0
	Matt Haack	2017-20	1	2	2.0	2	0
	Bruce Hardy	1978-89	1	2	2.0	2	0
	Larry Johnson	2011	1	2	2.0	2	0
	Ray Nealy	1997	1	2	2.0	2	0
235.	Greg Camarillo	2007-09	2	1	0.5	6	0
	JP Losman	2011	2	1	0.5	1	0
	Michael Palardy	2021	1	1	1.0	1	0
238.	Matt Darr	2015-16	1	0	0.0	0	0
	Jim Del Gaizo	1972, 1975	1	0	0.0	0	0
	Heath Evans	2005	1	0	0.0	0	0
	Brandon Fields	2007-14	3	0	0.0	0	0
	Kim Hammond	1968	1	0	0.0	0	0
	Clayton Heath	1976	1	0	0.0	0	0
	Donnie Jones	2005-06	2	0	0.0	0	0
	Barry Pryor	1969-70	2	0	0.0	5	0
246.	Doug Pederson	1993	2	-1	-0.5	5	0
247.	Danny Amendola	2018	1	-2	-2.0	-2	0



ALL-TIME LEADERS

RUSHING

PLAYER	YEARS	NO.	YDS.	AVG.	LG	TD
Obafemi Ayanbadejo	2003	1	-2	-2.0	-2	0
Guy Benjamin	1978-79	1	-2	-2.0	-2	0
Bert Emanuel	2000	3	-2	-0.7	0	0
Mike Michel	1977	1	-2	-2.0	-2	0
Doug Moreau	1966-69	1	-2	-2.0	-2	0
Scott Zolak	1999	2	-2	-1.0	-1	0
254. Jack Clancy	1967-69	3	-4	-1.3	2	0
Steve DeBerg	1993	4	-4	-1.0	-1	0
Irving Fryar	1993-95	3	-4	-1.3	2	0
257. Olindo Mare	1997-06	1	-5	-5.0	-5	0
258. George Roberts	1978-80	1	-7	-7.0	-7	0
259. Reggie Roby	1983-92	5	-8	-1.6	0	0
260. George Mira	1971	6	-9	-1.5	3	0
261. Mark Duper	1982-92	1	-10	-10.0	-10	0
262. Ferrell Edmunds	1988-92	2	-15	-7.5	-4	0
263. Karl Noonan	1966-71	2	-20	-10.0	-9	0

PASSING

PLAYER	YEARS	ATT.	COMP.	YDS.	PCT.	TD	INT	RATE
1. Dan Marino	1983-99	8,358	4,967	61,361	59.4	420	252	86.4
2. Bob Griese	1967-80	3,429	1,926	25,092	56.2	192	172	77.1
3. Ryan Tannehill	2012-18	2,911	1,829	20,434	62.8	123	75	87.0
4. Jay Fiedler	2000-04	1,603	936	11,040	58.4	66	63	76.8
5. Tua Tagovailoa	2020-22	1,078	708	8,015	65.7	52	23	95.0
6. Chad Henne	2008-11	1,065	646	7,114	60.7	31	37	75.7
7. David Woodley	1980-83	961	508	5,928	52.9	34	42	65.4
8. Ryan Fitzpatrick	2019-20	769	494	5,620	64.2	33	21	89.0
9. Don Strock	1974-87	688	388	4,613	56.4	39	37	73.5
10. Matt Moore	2011-17	591	359	4,298	60.7	29	19	86.0
11. Chad Pennington	2008-10	552	373	4,085	67.6	20	9	94.5
12. Gus Frerotte	2005	494	257	2,996	52.0	18	13	71.9
13. Jay Cutler	2017	429	266	2,666	62.0	19	14	80.8
14. Earl Morrall	1972-76	284	153	2,335	53.9	17	17	76.2
15. Joey Harrington	2006	388	223	2,236	57.5	12	15	68.2
16. Cleo Lemon	2005-07	377	211	2,185	56.0	8	7	72.2
17. A.J. Feeley	2004-05	356	191	1,893	53.7	11	15	61.7
18. Scott Mitchell	1990-93	241	135	1,805	56.0	12	9	81.0
19. Rick Norton	1966-69	377	156	1,751	41.4	6	30	28.1
20. Damon Huard	1997-00	288	170	1,691	59.0	9	8	74.6
21. Steve DeBerg	1993	188	113	1,521	60.1	6	7	81.0
22. Jacoby Brissett	2021	225	141	1,283	62.7	5	4	78.1
23. Brock Osweiler	2018	178	113	1,247	63.5	6	4	86.0
24. Ray Lucas	2001-02	163	94	1,090	57.7	4	6	70.8
25. Dick Wood	1966	230	83	993	36.1	4	14	30.6
26. Trent Green	2007	141	85	987	60.3	5	7	72.6
Bernie Kosar	1994-96	152	105	987	69.1	5	6	81.2
28. Craig Erickson	1996-98	127	68	945	53.5	4	3	78.4
29. Daunte Culpepper	2006	134	81	929	60.4	2	3	77.0
30. John Stofa	1966-67, 1969-70	135	61	862	45.2	7	6	65.1
31. Brian Griese	2003	130	74	813	56.9	5	6	69.2
32. Sage Rosenfels	2002-05	109	54	776	49.5	6	6	68.4
33. George Wilson, Jr.	1966	112	46	764	41.1	5	10	42.4
34. Teddy Bridgewater	2022	79	49	683	62.0	4	4	85.6
35. Kyle Mackey	1987	109	57	604	52.3	3	5	58.8
36. Josh Rosen	2019	109	58	567	53.2	1	5	52.0
37. John Beck	2007-08	107	60	559	56.1	1	3	62.0
38. Skyler Thompson	2022	105	60	534	57.1	1	3	62.2
39. Tyler Thigpen	2009-10	70	37	518	52.9	3	4	67.4
40. Scott Secules	1989-92	70	33	393	47.1	2	5	44.5
41. David Fales	2017	43	29	265	67.4	1	1	82.0
42. Jim Del Gaizo	1972, 1975	9	5	165	55.6	2	1	100.5
43. George Mira	1971	30	11	159	36.7	1	1	51.9
44. Ron Jaworski	1987-88	14	9	123	64.3	1	0	116.1



ALL-TIME LEADERS

PASSING									
PLAYER	YEARS	ATT.	COMP.	YDS.	PCT.	TD	INT	RATE	
45.	Guy Benjamin	1978-79	12	9	119	75.0	1	1	99.0
46.	Kim Hammond	1968	26	13	116	50.0	0	2	30.3
47.	Jim Jensen	1981-92	7	4	102	57.1	2	0	141.4
48.	Marlin Briscoe	1972-74	4	3	72	75.0	0	0	116.7
	Albert Wilson	2018-19, 21	4	2	72	50.0	1	0	135.4
50.	Larry Seiple	1967-77	3	3	69	100.0	0	0	118.8
51.	Ronnie Brown	2005-10	12	4	63	33.3	2	0	91.3
52.	Tony Nathan	1979-87	8	4	61	50.0	1	0	115.1
53.	JP Losman	2011	10	6	60	60.0	0	0	77.1
54.	Marty Booker	2004-07	3	1	48	33.3	0	0	81.9
	Mark Clayton	1983-92	2	1	48	50.0	1	1	95.8
56.	Doug Pederson	1993	8	4	41	50.0	0	0	65.1
57.	Jim Kiick	1968-74	3	2	38	66.7	0	0	109.7
58.	Lynn Bowden Jr.	2020	2	1	32	50.0	0	0	95.8
59.	Terry Kirby	1993-95	1	1	31	100.0	1	0	158.3
	Nat Moore	1974-86	2	1	31	50.0	0	0	95.8
61.	Danny Amendola	2018	1	1	28	100.0	1	0	158.3
62.	Jack Clancy	1967-69	1	1	17	100.0	0	0	118.8
63.	Eddie Hill	1981-84	2	1	14	50.0	0	0	72.9
64.	Keith Byars	1993-96	2	1	11	50.0	1	0	106.3
	Archie Roberts	1967	10	5	11	50.0	0	1	16.7
66.	Jarvis Landry	2014-17	3	1	9	33.3	0	0	42.4
67.	Scott Stankavage	1987	7	4	8	57.1	0	1	22.6
68.	Troy Stradford	1987-90	2	1	6	50.0	0	0	56.3
69.	Kenny Stills	2015-18	1	1	3	100.0	1	0	118.8
70.	Matt Haack	2017-20	3	1	1	33.3	1	1	42.4
71.	Brandon Fields	2007-14	1	0	0	0.0	0	0	39.6
	Mike Gesicki	2018-22	1	0	0	0.0	0	0	39.6
	MarQueis Gray	2016-17	1	0	0	0.0	0	0	39.6
	Bruce Hardy	1978-89	1	0	0	0.0	0	0	39.6
	Booth Lusteg	1967	1	0	0	0.0	0	0	39.6
	Brandon Marshall	2010-11	1	0	0	0.0	0	0	39.6
	Tony Martin	1989-93, 99-00	1	0	0	0.0	0	0	39.6
	Dan McGwire	1995	1	0	0	0.0	0	0	39.6
	Lamar Smith	2000-01	1	0	0	0.0	0	0	39.6
	Freddie Solomon	1975-77	1	0	0	0.0	0	0	39.6
	Mike Wallace	2013-14	1	0	0	0.0	0	0	39.6
	Pat White	2009	5	0	0	0.0	0	0	39.6
	Delvin Williams	1978-80	3	0	0	0.0	0	0	39.6
	Ricky Williams	2002-03, 2005, 2007-10	1	0	0	0.0	0	1	0.0
	Scott Zolak	1999	4	0	0	0.0	0	0	39.6

RECEIVING							
PLAYER	YEARS	NO.	YDS.	AVG.	LG	TD	
1.	Mark Clayton	1983-92	550	8,643	15.7	78t	81
2.	Mark Duper	1982-92	511	8,869	17.4	85t	59
3.	Nat Moore	1974-86	510	7,546	14.8	79t	74
4.	O.J. McDuffie	1993-01	415	5,074	12.2	61t	29
5.	Chris Chambers	2001-07	405	5,688	14.0	77t	43
6.	Jarvis Landry	2014-17	400	4,038	10.1	71	22
7.	Tony Nathan	1979-87	383	3,592	9.4	73	16
8.	DeVante Parker	2015-21	338	4,727	14.0	56t	24
9.	Davone Bess	2008-12	321	3,447	10.7	41	12
10.	Brian Hartline	2009-14	298	4,243	14.2	80t	12
11.	Randy McMichael	2002-06	283	3,096	10.9	46	18
12.	Duriel Harris	1976-83, 1985	269	4,534	16.9	64t	18
13.	Bruce Hardy	1978-89	256	2,455	9.6	31	25
14.	Mike Gesicki	2018-22	231	2,617	11.3	70	18
15.	Jim Jensen	1981-92	229	2,171	9.5	31	19
16.	Oronde Gadsden	1998-03	227	3,252	14.3	62	22
17.	Jim Kiick	1968-74	221	2,210	10.0	53t	3
18.	Howard Twilley	1966-76	212	3,064	14.5	44	23
19.	Tony Martin	1989-93, 1999-00	202	3,152	15.6	80t	14
20.	Irving Fryar	1993-95	199	3,190	16.0	67t	20



ALL-TIME LEADERS

RECEIVING							
PLAYER	YEARS	NO.	YDS.	AVG.	LG	TD	
21.	Ricky Williams	2002-03, 2005, 2007-10	197	1,431	7.3	59	6
22.	Marty Booker	2004-07	194	2,627	13.5	60t	11
23.	Anthony Fasano	2008-12, 2017	189	2,211	11.7	35t	24
24.	Ronnie Brown	2005-10	184	1,491	8.1	43	2
25.	Jaylen Waddle	2021-22	179	2,371	13.2	84t	14
26.	Brandon Marshall	2010-11	167	2,228	13.3	65t	9
27.	Keith Byars	1993-96	166	1,433	8.6	34	10
28.	Kenny Stills	2015-18	164	2,566	15.6	75t	24
29.	Charles Clay	2011-14	161	1,809	11.2	67	14
30.	Troy Stradford	1987-90	159	1,373	8.6	36	2
31.	Paul Warfield	1970-74	156	3,355	21.5	86t	33
32.	Terry Kirby	1993-95	155	1,646	10.6	47	6
33.	Keith Jackson	1992-94	146	1,880	12.9	57t	18
34.	Bernie Parmalee	1992-98	144	1,306	9.1	35	3
35.	Mike Wallace	2013-14	140	1,792	12.8	57	15
	Tony Paige	1990-92	140	1,115	8.0	30	6
37.	Karl Noonan	1966-71	136	1,798	13.2	51t	17
38.	Ted Ginn, Jr.	2007-09	128	1,664	13.0	64	5
39.	Troy Drayton	1996-99	127	1,511	11.9	51	8
40.	Lorenzo Hampton	1985-89	123	954	7.8	39t	6
41.	Jim Mandich	1970-77	121	1,406	11.6	44	23
42.	Tyreek Hill	2022	119	1,710	14.4	64	7
43.	Ferrell Edmunds	1988-92	117	1,612	13.8	80t	10
	Lamar Miller	2012-15	117	887	7.6	54t	3
45.	Kenyan Drake	2016-19	116	936	8.1	52t	6
46.	Greg Camarillo	2007-09	113	1,325	11.7	64t	4
47.	Joe Rose	1980-85	112	1,493	13.3	50	13
48.	Rob Konrad	1999-04	111	854	7.7	25	6
49.	Norm Bulaich	1975-79	109	752	6.9	59t	6
50.	James McKnight	2001-03	107	1,497	14.0	80t	7
	Rishard Matthews	2012-15	107	1,396	13.0	53t	8
52.	Myles Gaskin	2019-22	101	701	6.9	59t	6
53.	Fred Banks	1987-93	99	1,555	15.7	61	8
54.	Stanley Pritchett	1996-99	98	798	8.1	74t	6
55.	Wes Welker	2004-06	96	1,121	11.7	47	1
56.	Dan Johnson	1983-87	94	1,012	10.8	61t	16
	Albert Wilson	2018-19, 21	94	955	10.2	75t	5
58.	Jimmy Cefalo	1978-84	93	1,739	18.7	69t	13
	Ron Davenport	1985-89	93	801	8.6	29	4
60.	Larry Csonka	1968-74, 1979	91	688	7.6	65	4
	Jakeem Grant Sr.	2016-21	91	1,001	11.0	65t	5
62.	Mark Ingram	1993-94	88	1,213	13.8	77t	12
	Jack Clancy	1967-69	88	1,157	13.1	50	3
	Durham Smythe	2018-22	88	809	9.2	26	3
65.	Damien Williams	2014-17	85	733	8.6	58	6
66.	Lamar Thomas	1996-00	81	1,171	14.5	56t	8
67.	Reggie Bush	2011-12	78	588	7.5	34	3
68.	Karim Abdul-Jabbar	1996-99	77	527	6.8	36t	1
69.	Dion Sims	2013-16	74	699	9.4	38	8
	Gary Davis	1976-79	74	592	8.0	34	1
71.	Larry Seiple	1967-77	73	934	12.8	41t	7
	Doug Moreau	1966-69	73	926	12.7	43	6
73.	Delvin Williams	1978-80	70	574	8.2	42	1
74.	Andre Tillman	1975-78	66	757	11.5	37t	6
75.	David Martin	2007-08	65	753	11.6	61t	5
76.	Isaiah Ford	2018-21	63	681	10.8	52	2
77.	Freddie Solomon	1975-77	61	973	16.0	58t	5
	Lamar Smith	2000-01	61	435	7.1	65t	4
79.	Brandon Gibson	2013-14	59	621	10.5	46	4
	Danny Amendola	2018	59	575	9.7	39	1
	Tom Vigorito	1981-85	59	439	7.4	31t	2
82.	James Pruitt	1986-88, 1990-91	58	942	16.2	37	8
83.	Marlin Briscoe	1972-74	57	858	15.1	53	7
84.	Preston Williams	2019-21	56	787	14.1	47	7
85.	Daniel Thomas	2011-14	55	412	7.5	32	3



ALL-TIME LEADERS

RECEIVING							
PLAYER	YEARS	NO.	YDS.	AVG.	LG	TD	
86.	Jerris McPhail	1996-97	54	544	10.1	52	1
	Bobby Humphrey	1992	54	507	9.4	26	1
88.	Fred Barnett	1996-97	53	728	13.7	66	4
	Derek Hagan	2006-08	53	645	12.2	24	3
90.	Sammy Morris	2004-06	51	340	6.7	44	0
91.	Travis Minor	2001-06	50	353	7.1	29	1
92.	Derrius Thompson	2003-04	49	718	14.7	36	4
93.	Marv Fleming	1970-74	48	523	10.9	36	4
	Jay Ajayi	2015-17	48	308	6.4	20	0
95.	Mercury Morris	1969-75	46	491	10.7	50	1
96.	Justin Peelle	2006-07	45	344	7.6	35	3
97.	Eric Green	1995	43	499	11.6	31t	3
	Jordan Cameron	2015-16	43	446	10.4	29	4
99.	Stan Mitchell	1966-70	42	533	12.7	48	5
100.	Julius Thomas	2017	41	388	9.5	27	3
101.	Joe Auer	1966-67	40	481	12.0	68t	6
	Dedric Ward	2001-02	40	381	9.5	22	0
103.	Ed Perry	1997-04	39	308	7.9	46	2
	Woody Bennett	1980-89	39	295	7.6	27	3
105.	Gary Clark	1995	37	525	14.2	42t	2
	Mark Higgs	1990-94	37	294	7.9	21	0
107.	Charles Jordan	1996-98	36	640	17.8	44t	3
	Patrick Laird	2019-21	36	289	8.0	21	0
109.	Leslie Shepherd	2000	35	446	12.7	46t	4
110.	Jed Weaver	2000-02	34	469	13.8	41	5
111.	Randal Hill	1991, 1995-96	33	669	20.3	61	4
112.	Allen Hurns	2019	32	416	13.0	27	2
	Patrick Cobbs	2006-10	32	409	12.8	80t	4
	Sammie Smith	1989-91	32	310	9.7	53t	1
	Aaron Craver	1991-94	32	304	9.5	28	0
	Leroy Harris	1977-78	32	240	7.5	57	0
	James Saxon	1992-94	32	192	6.0	25	0
118.	Nick Giaquinto	1980-81	31	230	7.4	25	2
	Raheem Mostert	2015, 2022	31	202	6.5	25	2
120.	Trent Sherfield	2022	30	417	13.9	75t	2
	Mack Hollins	2019-21	30	399	13.3	65t	5
	Greg Baty	1990-94	30	377	12.6	32	4
123.	J.J. Johnson	1999-01	29	182	6.3	17	0
	Lousaka Polite	2008-10	29	136	4.7	14	0
125.	Lorenzo Booker	2007	28	237	8.5	22	0
	Lynn Bowden Jr.	2020	28	211	7.5	22	0
127.	Andre Brown	1989-90	27	459	17.0	48t	5
	Dave Kocourek	1966	27	320	11.9	43	2
	Jesse Chatman	2005, 2007	27	161	6.0	22	0
130.	Bo Roberson	1966	26	519	20.0	80t	2
	Lex Hilliard	2009-11	26	210	8.1	18	2
132.	Frank Jackson	1966-67	25	439	17.6	48	3
	Don Nottingham	1973-77	25	213	8.5	29	0
	Ronnie Lee	1979-82, 1984-89	25	167	6.7	41	3
135.	Adam Shaheen	2020-21	24	260	10.8	43	3
	Salvon Ahmed	2020-22	24	186	7.8	18	0
	Irving Spikes	1994-97	24	185	7.7	24	2
138.	Kalen Ballage	2018-19	23	119	5.2	31	0
139.	Gene Milton	1968-69	21	322	15.3	49	1
	Mike Williams	1992-95	21	292	13.9	29	0
	Scott Miller	1991-96	21	274	13.0	27	1
	Joey Haynos	2008-09	21	184	8.8	21	3
143.	Bryan Gilmore	2004-05	20	311	15.6	44t	2
	Donald Lee	2003-04	20	220	11.0	25	2
145.	Scott Schwedes	1987-90	19	370	19.5	65t	2
	Brett Perriman	1997	19	309	16.3	26	1
	Greg Jennings	2015	19	208	10.9	31	1
148.	Otto Stowe	1971-72	18	344	19.1	49	3
	Marlon Moore	2010-13	18	300	16.7	57t	2
	Yatil Green	1997-99	18	234	13.0	27	0



ALL-TIME LEADERS

RECEIVING						
PLAYER	YEARS	NO.	YDS.	AVG.	LG	TD
Autry Denson	1999-00	18	133	7.4	28	0
Robert Edwards	2002	18	126	7.0	14	1
Hunter Goodwin	1999-01	18	118	6.6	14	1
Eddie Hill	1981-84	18	106	5.9	16	1
155. Benny Malone	1974-78	17	234	13.8	43	0
156. Thurman Thomas	2000	16	117	7.3	15	1
Abner Haynes	1967	16	100	6.3	22	0
158. MarQueis Gray	2016-17	15	184	12.3	53	0
Alec Ingold	2022	15	105	7.0	17	1
Mark Walton	2019	15	89	5.9	18	0
161. Tom Brown	1987-89	14	123	8.8	23	0
162. Billy Joe	1966	13	116	8.9	67	1
Cookie Gilchrist	1966	13	110	8.5	22	1
Lamar Gordon	2004	13	74	5.7	25	0
Terry Robiskie	1980-81	13	60	4.6	15	0
166. Leonte Carroo	2016-18	12	192	16.0	74t	2
Cedrick Wilson Jr.	2022	12	136	11.3	21	0
Frank Gore	2018	12	124	10.3	24	1
Nick O'Leary	2018-19	12	123	10.3	19	1
John Tagliaferri	1987	12	117	9.8	27	0
Jeff Wilson Jr.	2022	12	94	7.8	14	1
Marc Logan	1989-91	12	88	7.3	12	0
Obafemi Ayanbadejo	2003	12	53	4.4	12	0
174. Jack Harper	1967-68	11	212	19.3	40	3
John Roderick	1966-67	11	156	14.2	64	1
Jim Cox	1968	11	147	13.4	30	0
Jovorskie Lane	2012	11	79	7.2	24	1
Joe Carter	1984-86	11	66	6.0	15	0
179. Preston Carpenter	1966	10	127	12.7	42	0
Chase Edmonds	2022	10	96	9.6	15	1
Steve Howell	1979-81	10	70	7.0	13	0
Sam Price	1966-68	10	70	7.0	27	1
John Avery	1998-99	10	67	6.7	19t	1
184. Nate Jacquet	1998-99	9	140	15.6	29	0
Marcus Thigpen	2012-13	9	112	12.4	50	1
River Cracraft	2022	9	102	11.3	22	2
Matt Breida	2020	9	96	10.7	31	0
Leland Douglas	1987	9	92	10.2	17	1
Malcolm Perry	2020	9	92	10.2	25t	1
190. Jeff Ogden	2000-01	8	97	12.1	18	1
Cris Carter	2002	8	66	8.3	15	1
Lawrence Sampleton	1987	8	64	8.0	19	0
David Overstreet	1983	8	55	6.9	20	2
Lorenzo Diamond	2005	8	54	6.8	18	0
Rick Casares	1966	8	45	5.6	20	1
196. Bert Emanuel	2000	7	132	18.9	53t	1
Eddie Chavis	1987	7	108	15.4	27	0
Loaird McCreary	1976-78	7	88	12.6	30	3
Brian Manning	1997	7	85	12.1	21	0
Bill Cronin	1966	7	83	11.9	21	1
Michael Egnew	2012-13	7	69	9.9	14	0
Willie Richardson	1970	7	67	9.6	27	1
Dominique Jones	2016	7	61	8.7	24	1
204. Vince Heflin	1982-85	6	98	16.3	46t	1
Arian Foster	2016	6	78	13.0	50	0
Jonas Gray	2015	6	72	12.0	25	0
Armon Binns	2012-13	6	67	11.2	21	0
Roberto Wallace	2010-11	6	62	10.3	19	0
Brice Butler	2018	6	60	10.0	23t	1
Stan Winfrey	1975-77	6	55	9.2	16	1
David Lewis	1987	6	53	8.8	22	1
Hubert Ginn	1970-75	6	47	7.8	23	0
Cecil Collins	1999	6	32	5.3	12	0
Mark Konecny	1987	6	26	4.3	10	0
Andra Franklin	1981-84	6	15	2.5	6	1



ALL-TIME LEADERS

RECEIVING								
	PLAYER	YEARS	NO.	YDS.	AVG.	LG	TD	
216.	Damon Reilly	1987	5	70	14.0	20	0	
	A.J. Derby	2017-18	5	68	13.6	19t	1	
	Ronnie Williams	1993-95	5	54	10.8	17	0	
	Jake Stoneburner	2015	5	47	9.4	13	2	
220.	Mel Baker	1974	4	121	30.3	46t	2	
	Elmer Bailey	1980-81	4	105	26.3	39	0	
	David Boston	2004-05	4	80	20.0	54	0	
	Jabar Gaffney	2012	4	68	17.0	30	0	
	Clive Walford	2019	4	57	14.3	19	0	
	Brett Carolan	1996	4	48	12.0	21	1	
	Jim Braxton	1978	4	47	11.8	19	0	
	Samkon Gado	2007	4	47	11.8	35	0	
	Duke Johnson	2021	4	41	10.3	20	0	
	Tom Boutwell	1969	4	29	7.3	12	0	
	DeAndre Washington	2020	4	28	7.0	10	0	
	William Fuller V	2021	4	26	6.5	10	0	
	Garrett Limbrick	1990	4	23	5.8	9	0	
	Heath Evans	2005	4	17	4.3	5	0	
	Jamar Martin	2004	4	15	3.8	7	0	
	Charles Leigh	1971-74	4	9	2.3	7	0	
	236.	Robert Clark	1992	3	59	19.7	45	0
		Gene Mingo	1966-67	3	40	13.3	9	0
		Bill Darnall	1968-69	3	38	12.7	13	0
		Orleans Darkwa	2014	3	31	10.3	17	0
Kory Sperry		2009	3	31	10.3	13	1	
Brandon London		2008	3	30	10.0	14	0	
Roosevelt Potts		1997	3	27	9.0	13	0	
De'Veon Smith		2017	3	27	9.0	13	0	
Ernest Wilford		2008	3	25	8.3	15	0	
Darian Barnes		2005-06	3	22	7.3	13	0	
Gator Hoskins		2014	3	21	7.0	14	0	
Brandon Bolden		2018	3	13	4.3	9	1	
Anthony Armstrong		2012	3	12	4.0	7	0	
Leonard Henry		2002-04	3	12	4.0	7	0	
Malcolm Brown		2021	3	10	3.3	7	0	
Robert Wilson		1994-96	3	8	2.7	3t	1	
Ryan Tannehill		2012-18	3	8	2.7	9	1	
253.		Kendall Newson	2003-05	2	55	27.5	37	0
		Ron Sellers	1973	2	54	27.0	42	0
		Mike Caterbone	1987	2	46	23.0	30	0
	Mickey Shuler	2010	2	44	22.0	28	0	
	Desmond Clark	2002	2	42	21.0	26	0	
	Jim Mertens	1969	2	26	13.0	15	0	
	Jimmy Hines	1969	2	23	11.5	22	0	
	Rich Diana	1982	2	21	10.5	13	0	
	David Woodley	1980-83	2	21	10.5	15t	1	
	Antonio Callaway	2020	2	20	10.0	13	0	
	Cleveland Gary	1994	2	19	9.5	11	0	
	Clyde Gates	2011	2	19	9.5	11	0	
	Kevin McKenzie	1999	2	18	9.0	13	0	
	Charles Henry	1991	2	17	8.5	9	0	
	Braylon Sanders	2022	2	17	8.5	13	0	
	Cethan Carter	2021-22	2	16	8.0	8	0	
	Brian Kinchen	1988-90	2	15	7.5	12	0	
	Deon Dyer	2000-02	2	14	7.0	13	0	
	Cliff Russell	2005-06	2	14	7.0	9	0	
	Willie Smith	1987	2	13	6.5	8	1	
Chandler Cox	2019-20	2	9	4.5	6	0		
Ronald Scott	1987	2	7	3.5	5	0		
Reagan Mauia	2007	2	5	2.5	5	0		
Casey Cramer	2008	2	3	1.5	2t	1		
Christian Wilkins	2019-22	2	2	2.0	1t	2		
Bob Torrey	1979	2	3	1.5	8	0		
Barry Pryor	1969-70	2	-3	-1.5	0	0		
Steve Slaton	2011	2	-3	-1.5	-1	0		



ALL-TIME LEADERS

RECEIVING							
PLAYER	YEARS	NO.	YDS.	AVG.	LG	TD	
281.	Bo Rather	1973, 1978	1	39	39.0	39	0
	Wes Matthews	1966	1	20	20.0	20	0
	Tom Beier	1967, 1969	1	19	19.0	19	0
	Legedu Naanee	2012	1	19	19.0	19	0
	Robert Baker	1999-02	1	17	17.0	17	0
	Mike Holmes	1976	1	11	11.0	11	0
	Damian Williams	2014	1	14	14.0	14	0
	Ricky Isom	1987	1	11	11.0	11	0
	Kirk Merritt	2021	1	13	13.0	13	0
	Keith Sims	1990-97	1	9	9.0	9	0
	Dick Anderson	1968-77	1	8	8.0	8	0
	Ronald Bellamy	2004	1	8	8.0	8	0
	Nuu Faaola	1989	1	8	8.0	8	0
	Vick King	2004	1	8	8.0	8	0
	Jeron Mastrud	2011-12	1	8	8.0	8	0
	Knowshon Moreno	2014	1	8	8.0	8	0
	Hunter Long	2021-22	1	8	8.0	8	0
	Phillip Lindsay	2021	1	8	8.0	8	0
	Vern Den Herder	1971-82	1	7	7.0	7t	1
	Aaron Halterman	2007	1	7	7.0	7	0
	Tommylee Lewis	2021	1	7	7.0	7	0
	Kevin Curtis	2010	1	6	6.0	6	0
	Lawrence Phillips	1997	1	6	6.0	6	0
	Isaiah Pead	2016	1	6	6.0	6	0
	George Farmer	1987	1	5	5.0	5	0
	George Chesser	1966-67	1	4	4.0	4	0
	Dewayne Dotson	1994-95, 1997	1	4	4.0	4	0
	Doug Easlick	2004	1	4	4.0	4	0
	Erik Ezukanma	2022	1	3	3.0	3	0
	Senorise Perry	2017-18	1	3	3.0	3	0
	Alex Holmes	2005	1	2	2.0	2	0
	Frank Wainright	1995-98	1	2	2.0	2t	1
	Will Heller	2005	1	1	1.0	1t	1
	Ron Moore	1998	1	1	1.0	1	0
	Jason Sanders	2018-22	1	1	1.0	1t	1
	Michael Deiter	2019-22	1	0	0.0	0	0
	Ryan Fitzpatrick	2019-20	1	0	0.0	0	0
	Damon Huard	1997-00	1	0	0.0	0	0
	Jordan Howard	2020	1	-3	-3.0	-3	0
	Dan Marino	1983-99	1	-6	-6.0	-6	0
321.	Lee Suggs	2006	0	13	-	13	0
	Rex Hadnot	2004-07	0	-2	-	-2	0
	Samson Satele	2007-08, 2014	0	-3	-	-3	0

SCORING									
PLAYER	YEARS	TD	TDR	TDP	TDRT	FG	PAT	PTS.	
1.	Olindo Mare	1997-06	0	0	0	245	313	1048	
2.	Garo Yepremian	1970-78	0	0	0	165	335	830	
3.	Pete Stoyanovich	1989-95	0	0	0	176	246	774	
4.	Jason Sanders	2018-22	1	0	1	0	126	175	559
5.	Uwe von Schamann	1979-84	0	0	0	101	237	540	
6.	Dan Carpenter	2008-12	0	0	0	127	154	535	
7.	Mark Clayton	1983-92	82	0	81	1	0	492	
8.	Nat Moore	1974-86	75	1	74	0	0	450	
9.	Mark Duper	1982-92	59	0	59	0	0	354	
10.	Larry Csonka	1968-74, 1979	57	53	4	0	0	342	
11.	Ricky Williams	2002-03, 2005, 2007-10	54	48	6	0	0	326#	
12.	Fuad Reveiz	1985-88	0	0	0	53	161	320	
13.	Chris Chambers	2001-07	43	0	43	0	0	260#	
14.	Caleb Sturgis	2013-14	0	0	0	55	74	239	
15.	Ronnie Brown	2005-10	38	36	2	0	0	230#	
16.	Karim Abdul-Jabbar	1996-99	34	33	1	0	0	204	
17.	Mercury Morris	1969-75	33	29	1	3	0	198	



ALL-TIME LEADERS

SCORING								
PLAYER	YEARS	TD	TDR	TDP	TDRT	FG	PAT	PTS.
	Tony Nathan	1979-87	33	16	16	1	0	198
	Paul Warfield	1970-74	33	0	33	0	0	198
20.	O.J. McDuffie	1993-01	32	0	29	3	0	194#
21.	Jim Kiick	1968-74	31	28	3	0	0	186
22.	Lorenzo Hampton	1985-89	28	22	6	0	0	168
23.	Andrew Franks	2015-16	0	0	0	0	29	74
24.	Bruce Hardy	1978-89	25	0	25	0	0	150
	Don Nottingham	1973-77	25	25	0	0	0	150
26.	Jarvis Landry	2014-17	24	1	22	1	0	148##
27.	Anthony Fasano	2008-12, 2017	24	0	24	0	0	146#
	Kenny Stills	2015-18	24	0	24	0	0	146#
29.	Lamar Smith	2000-01	24	20	4	0	0	144
	DeVante Parker	2015-21	24	0	24	0	0	144
31.	Norm Bulaich	1975-79	23	17	6	0	0	138
	Andra Franklin	1981-84	23	22	1	0	0	138
	Jim Mandich	1970-77	23	0	23	0	0	138
	Howard Twilley	1966-76	23	0	23	0	0	138
35.	Oronde Gadsden	1998-03	22	0	22	0	0	132
	Lamar Miller	2012-15	22	19	3	0	0	132
37.	Irving Fryar	1993-95	20	0	20	0	0	124##
38.	Randy McMichael	2002-06	19	0	18	1	0	116#
39.	Jim Jensen	1981-92	19	0	19	0	0	114
40.	Mike Gesicki	2018-22	18	0	18	0	0	110#
	Keith Jackson	1992-94	18	0	18	0	0	110#
	Bernie Parmalee	1992-98	18	15	3	0	0	110#
43.	Duriel Harris	1976-83, 1985	18	0	18	0	0	108
44.	Ron Davenport	1985-89	17	13	4	0	0	102
	Karl Noonan	1966-71	17	0	17	0	0	102
46.	Kenyan Drake	2016-19	16	9	6	1	0	98#
47.	Keith Byars	1993-96	16	6	10	0	0	96
	Dan Johnson	1983-87	16	0	16	0	0	96
	Benny Malone	1974-78	16	16	0	0	0	96
	Sammie Smith	1989-91	16	15	1	0	0	96
51.	Terry Kirby	1993-95	15	9	6	0	0	92#
52.	Reggie Bush	2011-12	15	12	3	0	0	90
	Charles Clay	2011-14	15	1	14	0	0	90
	Mark Higgs	1990-94	15	14	0	1	0	90
	Jaylen Waddle	2021-22	15	1	14	0	0	90
	Mike Wallace	2013-14	15	0	15	0	0	90
57.	Jay Feely	2007	0	0	0	0	21	26
	Joe Nedney	1996-97	0	0	0	0	18	35
	Cody Parkey	2017	0	0	0	0	21	26
60.	Tony Martin	1989-93, 1999-2000	14	0	14	0	0	84
	Delvin Williams	1978-80	14	13	1	0	0	84
62.	Daniel Thomas	2011-14	13	10	3	0	0	80#
63.	Jimmy Cefalo	1978-84	13	0	13	0	0	78
	Joe Rose	1980-85	13	0	13	0	0	78
	Brian Hartline	2009-14	13	1	12	0	0	78
	Myles Gaskin	2019-22	13	7	6	0	0	78
67.	Joe Auer	1966-67	12	5	6	1	0	72
	Woody Bennett	1980-88	12	9	3	0	0	72
	Davone Bess	2008-12	12	0	12	0	0	72
	Mark Ingram	1993-94	12	0	12	0	0	72
	Troy Stradford	1987-90	12	10	2	0	0	72
72.	Marty Booker	2004-07	11	0	11	0	0	70##
73.	Karl Kremser	1969-70	0	0	0	0	13	28
74.	Jay Fiedler	2000-04	11	11	0	0	0	66
	Jakeem Grant Sr.	2016-21	11	1	5	5	0	66
76.	Gene Mingo	1966-67	0	0	0	0	11	32
77.	Ferrell Edmunds	1988-92	10	0	10	0	0	60
	Ted Ginn, Jr.	2007-09	10	2	5	3	0	60
	Travis Minor	2001-06	10	8	1	1	0	60
	Irving Spikes	1994-97	10	8	2	0	0	60



ALL-TIME LEADERS

SCORING								
PLAYER	YEARS	TD	TDR	TDP	TDRT	FG	PAT	PTS.
	David Woodley	1980-83	10	9	1	0	0	60
82.	Jason Taylor	1997-07, 2009, 2011	9	0	0	9	0	58**
83.	Jay Ajayi	2015-17	9	9	0	0	0	56#
84.	Tyreek Hill	2022	9	1	7	1	0	54
	Pete Johnson	1984	9	9	0	0	0	54
	Dan Marino	1983-99	9	9	0	0	0	54
	Brandon Marshall	2010-11	9	0	9	0	0	54
	Stan Mitchell	1966-70	9	4	5	0	0	54
	Tony Paige	1990-92	9	3	6	0	0	54
	James Pruitt	1986-88, 1990-91	9	0	8	1	0	54
	Freddie Solomon	1975-77	9	1	5	3	0	54
	Damien Williams	2014-17	9	3	6	0	0	54
93.	Jimmy Keyes	1968-69	0	0	0	7	30	51
94.	Troy Drayton	1996-99	8	0	8	0	0	50#
	James McKnight	2001-03	8	1	7	0	0	50#
96.	Fred Banks	1987-93	8	0	8	0	0	48
	Gary Davis	1976-79	8	7	1	0	0	48
	Rishard Matthews	2012-15	8	0	8	0	0	48
	Sammy Morris	2004-06	8	8	0	0	0	48
	Stanley Pritchett	1996-99	8	2	6	0	0	48
	Dion Sims	2013-16	8	0	8	0	0	48
	Lamar Thomas	1996-00	8	0	8	0	0	48
103.	Preston Williams	2019-20	7	0	7	0	0	46##
104.	Doug Moreau	1966-69	6	0	6	0	6	45
105.	Marlin Briscoe	1972-74	7	0	7	0	0	42
	Bob Griese	1967-80	7	7	0	0	0	42
	Rob Konrad	1999-04	7	1	6	0	0	42
	Larry Seiple	1966-67	7	0	7	0	0	42
	Ryan Tannehill	2012-18	7	6	1	0	0	42
110.	Booth Lusteg	1967	0	0	0	7	18	39
111.	Ryan Fitzpatrick	2019-20	6	6	0	0	0	38#
112.	Patrick Cobbs	2006-10	6	2	4	0	0	36
	LeRoy Harris	1977-78	6	6	0	0	0	36
	Reshad Jones	2010-19	6	0	0	6	0	36
	Andre Tillman	1975-78	6	0	6	0	0	36
	Tua Tagovailoa	2020-22	6	6	0	0	0	36
	Tommy Vigorito	1981-85	6	2	2	2	0	36
118.	Andre Brown	1989-90	5	0	5	0	0	30
	Lex Hilliard	2009-11	5	2	2	1	0	30
	Mack Hollins	2020-21	5	0	5	0	0	30
	J.J. Johnson	1999-01	5	5	0	0	0	30
	David Martin	2007-08	5	0	5	0	0	30
	Raheem Mostert	2015, 2022	5	3	2	0	0	30
	Jed Weaver	2000-02	5	0	5	0	0	30
	Albert Wilson	2018-19, 21	5	0	5	0	0	30
126.	Salvon Ahmed	2020-22	4	4	0	0	0	26*
127.	Dick Anderson	1968-77	4	0	0	4	0	24
	Kalen Ballage	2018-19	4	4	0	0	0	24
	Fred Barnett	1996-97	4	0	4	0	0	24
	Greg Baty	1991-94	4	0	4	0	0	24
	Terrell Buckley	1995-99, 2003	4	0	0	4	0	24
	Greg Camarillo	2007-09	4	0	4	0	0	24
	Jordan Cameron	2015-16	4	0	4	0	0	24
	Marv Fleming	1970-74	4	0	4	0	0	24
	Brandon Gibson	2013-14	4	0	4	0	0	24
	Jack Harper	1967-68	4	1	3	0	0	24
	Randal Hill	1991, 1995-96	4	0	4	0	0	24
	Jordan Howard	2020	4	4	0	0	0	24
	Xavien Howard	2016-22	4	0	0	4	0	24
	Cleo Lemon	2005-07	4	4	0	0	0	24
	Marc Logan	1989-91	4	2	0	2	0	24
	Leslie Shepherd	2000	4	0	4	0	0	24
	Durham Smythe	2020-22	4	1	3	0	0	24



ALL-TIME LEADERS

SCORING								
PLAYER	YEARS	TD	TDR	TDP	TDRT	FG	PAT	PTS.
Zach Thomas	1996-07	4	0	0	4	0	0	24
Derrius Thompson	2003-04	4	0	4	0	0	0	24
Jeff Wilson Jr.	2022	4	3	1	0	0	0	24
147. Willie Beecher	1987	0	0	0	0	3	12	21
148. Eric Green	1995	3	0	3	0	0	0	20#
Derek Hagan	2006-08	3	0	3	0	0	0	20#
Jovorskie Lane	2012	3	2	1	0	0	0	20#
Sam Madison	1997-05	3	0	0	3	0	0	20*
152. John Avery	1998-99	3	2	1	0	0	0	18
Brandon Bolden	2018	2	2	1	0	0	0	18
Jack Clancy	1967-69	3	0	3	0	0	0	18
Chase Edmonds	2022	3	2	1	0	0	0	18
Tony Franklin	1988	0	0	0	0	4	6	18
Samkon Gado	2007	3	3	0	0	0	0	18
Nick Giaquinto	1980-81	3	0	2	1	0	0	18
Hubert Ginn	1970-75	3	3	0	0	0	0	18
Shayne Graham	2011	0	0	0	0	4	6	18
Joey Haynos	2008-09	3	0	3	0	0	0	18
Frank Jackson	1966-67	3	0	3	0	0	0	18
Duke Johnson	2021	3	3	0	0	0	0	18
Charles Jordan	1996-98	3	0	3	0	0	0	18
Mike Kozlowski	1979-86	3	0	0	3	0	0	18
Ronnie Lee	1979-82, 1984-89	3	0	3	0	0	0	18
Ray Lucas	2001-02	3	3	0	0	0	0	18
Loaird McCreary	1976-78	3	0	3	0	0	0	18
Lloyd Mumphord	1969-74	3	0	0	3	0	0	18
David Overstreet	1983	3	1	2	0	0	0	18
Justin Peelle	2006-07	3	0	3	0	0	0	18
Scott Schwedes	1987-90	3	0	2	1	0	0	18
Ronald Scott	1987	3	3	0	0	0	0	18
Adam Shaheen	2020-21	3	0	3	0	0	0	18
Otto Stowe	1971-72	3	0	3	0	0	0	18
Marcus Thigpen	2012-13	3	0	1	2	0	0	18
Julius Thomas	2017	3	0	3	0	0	0	18
178. Matt Bryant	2004	0	0	0	0	3	7	16
Wes Welker	2004-06	2	0	1	1	1	1	16
180. Tim Foley	1970-80	2	0	0	2	0	0	14*
181. Mel Baker	1974	2	0	2	0	0	0	12
Charlie Baumann	1991	0	0	0	0	2	6	12
Bob Baumhower	1977-86	2	0	0	2	0	0	12
Jim Braxton	1978	2	2	0	0	0	0	12
Leonte Carroo	2016-18	2	0	2	0	0	0	12
Gary Clark	1995	2	0	2	0	0	0	12
River Cracraft	2022	2	0	2	0	0	0	12
Cecil Collins	1999	2	2	0	0	0	0	12
Robert Edwards	2002	2	1	1	0	0	0	12
Isaiah Ford	2017-21	2	0	2	0	0	0	12
Bryan Gilmore	2004-05	2	0	2	0	0	0	12
Brent Grimes	2013-15	2	0	0	2	0	0	12
Abner Haynes	1967	2	2	0	0	0	0	12
Chad Henne	2008-11	2	2	0	0	0	0	12
Eddie Hill	1981-84	2	1	1	0	0	0	12
Liffort Hobley	1987-93	2	0	0	2	0	0	12
Bobby Humphrey	1992	2	1	1	0	0	0	12
Allen Hurns	2019	2	0	2	0	0	0	12
Alec Ingold	2022	2	1	1	0	0	0	12
William Judson	1982-89	2	0	0	2	0	0	12
Dave Kocourek	1966	2	0	2	0	0	0	12
Donald Lee	2003-04	2	0	2	0	0	0	12
Kyle Mackey	1987	2	2	0	0	0	0	12
Brock Marion	1998-03	2	0	0	2	0	0	12
Don McNeal	1980-89	2	0	0	2	0	0	12
Jerris McPhail	1996-97	2	1	1	0	0	0	12



ALL-TIME LEADERS

SCORING								
PLAYER	YEARS	TD	TDR	TDP	TDRT	FG	PAT	PTS.
Scott Miller	1991-96	2	0	1	1	0	0	12
Gene Milton	1968-69	2	0	1	1	0	0	12
Marlon Moore	2010-13	2	0	2	0	0	0	12
Matt Moore	2011-17	2	2	0	0	0	0	12
Jeff Ogden	2000-01	2	0	1	1	0	0	12
Louis Oliver	1989-93, 1995-96	2	0	0	2	0	0	12
Ed Perry	1997-04	2	0	2	0	0	0	12
Sam Price	1966-68	2	1	1	0	0	0	12
Bo Roberson	1966	2	0	2	0	0	0	12
Terry Robiskie	1980-81	2	2	0	0	0	0	12
Bill Stanfill	1969-76	2	0	0	2	0	0	12
Jake Stoneburner	2015	2	0	2	0	0	0	12
Don Strock	1974-87	2	2	0	0	0	0	12
Trent Sherfield	2022	2	0	2	0	0	0	12
Patrick Surtain	1998-04	2	0	0	2	0	0	12
Andrew Van Ginkel	2019-22	2	0	0	2	0	0	12
Troy Vincent	1992-95	2	0	0	2	0	0	12
Jimmy Warren	1966-69	2	0	0	2	0	0	12
Dick Westmoreland	1966-69	2	0	0	2	0	0	12
Christian Wilkins	2019-22	2	0	2	0	0	0	12
Stan Winfrey	1975-77	2	1	1	0	0	0	12
228. Bill Gramatica	2004	0	0	0	0	3	0	9
229. Walt Aikens	2014-19	1	0	0	1	0	0	8^
Kim Bokamper	1977-85	1	0	0	1	0	0	8*
Aaron Craver	1991-94	1	1	0	0	0	0	8#
Billy Joe	1966	1	0	1	0	0	0	8#
Curtis Johnson	1970-78	1	0	0	1	0	0	8*
Patrick Laird	2019-20	1	1	0	0	0	0	8#
235. Will Allen	2006-11	1	0	0	1	0	0	6
Kiko Alonso	2016-18	1	0	0	1	0	0	6
Danny Amendola	2018	1	0	1	0	0	0	6
Jerome Baker	2018-22	1	0	0	1	0	0	6
John Beck	2007-08	1	1	0	0	0	0	6
Don Bessillieu	1979-81	1	0	0	1	0	0	6
Glenn Blackwood	1979-87	1	0	0	1	0	0	6
Tim Bowens	1994-04	1	0	0	1	0	0	6
J.B. Brown	1989-96	1	0	0	1	0	0	6
Malcolm Brown	2021	1	1	0	0	0	0	6
Jacoby Brissett	2021	1	1	0	0	0	0	6
Bob Brudzinski	1981-89	1	0	0	1	0	0	6
Nick Buoniconti	1969-76	1	0	0	1	0	0	6
Kevin Burnett	2011-12	1	0	0	1	0	0	6
Brice Butler	2018	1	0	1	0	0	0	6
Brett Carolan	1996	1	0	1	0	0	0	6
Cris Carter	2002	1	0	1	0	0	0	6
Joe Carter	1984-86	1	1	0	0	0	0	6
Rick Casares	1966	1	0	1	0	0	0	6
Jesse Chatman	2005, 2007	1	1	0	0	0	0	6
Justin Coleman	2021	10	0	0	1	0	0	6
Casey Cramer	2008	1	0	1	0	0	0	6
Bill Cronin	1966	1	0	1	0	0	0	6
Daunte Culpepper	2006	1	1	0	0	0	0	6
Vontae Davis	2009-11	1	0	0	1	0	0	6
Louis Delmas	2014	1	0	0	1	0	0	6
Vern Den Herder	1971-82	1	0	1	0	0	0	6
A.J. Derby	2017-18	1	0	1	0	0	0	6
Leland Douglas	1987	1	0	1	0	0	0	6
Sam Eguavoen	2021-22	1	0	0	1	0	0	6
Bert Emanuel	2000	1	0	1	0	0	0	6
Frank Emanuel	1966-69	1	0	0	1	0	0	6
Tom Erlandson	1966-67	1	0	0	1	0	0	6
David Fales	2017	1	1	0	0	0	0	6
A.J. Feeley	2004-05	1	1	0	0	0	0	6



ALL-TIME LEADERS

SCORING								
PLAYER	YEARS	TD	TDR	TDP	TDRT	FG	PAT	PTS.
Minkah Fitzpatrick	2018-19	1	0	0	1	0	0	6
Cortland Finnegan	2014	1	0	0	1	0	0	6
Trent Gamble	2000-03	1	0	0	1	0	0	6
Cookie Gilchrist	1966	1	0	1	0	0	0	6
Kerry Glenn	1990-92	1	0	0	1	0	0	6
Hunter Goodwin	1999-01	1	0	1	0	0	0	6
Frank Gore	2018	1	0	1	0	0	0	6
Vince Heflin	1982-85	1	0	1	0	0	0	6
Will Heller	2005	1	0	1	0	0	0	6
Renaldo Hill	2006-08	1	0	0	1	0	0	6
Sean Hill	1994-96	1	0	0	1	0	0	6
Trell Hooper	1987	1	0	0	1	0	0	6
Steve Howell	1979-81	1	1	0	0	0	0	6
Melvin Ingram	2022	1	0	0	1	0	0	6
Ricky Isom	1987	1	1	0	0	0	0	6
Calvin Jackson	1994-99	1	0	0	1	0	0	6
Vestee Jackson	1991-93	1	0	0	1	0	0	6
Pete Jaquess	1966-67	1	0	0	1	0	0	6
Greg Jennings	2015	1	0	1	0	0	0	6
Pat Johnson	1995	1	0	0	1	0	0	6
Dominique Jones	2016	1	0	1	0	0	0	6
Robert Jones	1998-00	1	0	0	1	0	0	6
Nate Kaeding	2012	0	0	0	0	1	3	6
Chuck Klingbeil	1991-95	1	0	0	1	0	0	6
Bernie Kosar	1994-96	1	1	0	0	0	0	6
Shaq Lawson	2020	1	0	0	1	0	0	6
Michael Lehan	2006-08	1	0	0	1	0	0	6
Charles Leigh	1971-74	1	1	0	0	0	0	6
David Lewis	1987	1	0	1	0	0	0	6
Phillip Merling	2008-11	1	0	0	1	0	0	6
Koa Misi	2010-17	1	0	0	1	0	0	6
Kenny Mixon	1998-01	1	0	0	1	0	0	6
Knowshawn Moreno	2014	1	1	0	0	0	0	6
Earl Morrall	1972-76	1	1	0	0	0	0	6
Nik Needham	2021-22	1	0	0	1	0	0	6
Cliff Odom	1990-93	1	0	0	1	0	0	6
Nick O'Leary	2018-19	1	0	1	0	0	0	6
Chad Pennington	2008-10	1	1	0	0	0	0	6
Brett Perriman	1997	1	0	1	0	0	0	6
Malcolm Perry	2020	1	0	1	0	0	0	6
Lousaka Polite	2008-10	1	1	0	0	0	0	6
Derrick Pope	2004-07	1	0	0	1	0	0	6
Willie Richardson	1970	1	0	1	0	0	0	6
Elandon Roberts	2021-22	1	0	0	1	0	0	6
John Roderick	1966-67	1	0	1	0	0	0	6
Eric Rowe	2019-22	1	0	0	1	0	0	6
Jake Scott	1970-75	1	0	0	1	0	0	6
Scott Seules	1989-92	1	1	0	0	0	0	6
Derrick Shelby	2012-15	1	0	0	1	0	0	6
Steve Slaton	2011	1	1	0	0	0	0	6
Gerald Small	1978-83	1	0	0	1	0	0	6
Willie Smith	1987	1	0	1	0	0	0	6
Brian Sochia	1986-91	1	0	0	1	0	0	6
Kory Sperry	2009	1	0	1	0	0	0	6
John Stofa	1966-67, 1969-70	1	1	0	0	0	0	6
John Tagliaferri	1987	1	1	0	0	0	0	6
Norris Thomas	1977-79	1	0	0	1	0	0	6
Thurman Thomas	2000	1	0	1	0	0	0	6
Bob Torrey	1979	1	1	0	0	0	0	6
Olivier Vernon	2012-15	1	0	0	1	0	0	6
Frank Wainright	1995-98	1	0	1	0	0	0	6
Fulton Walker	1981-85	1	0	0	1	0	0	6
Willie West	1966-68	1	0	0	1	0	0	6



ALL-TIME LEADERS

SCORING

PLAYER	YEARS	TD	TDR	TDP	TDRT	FG	PAT	PTS.
Jarvis Williams	1988-93	1	0	0	1	0	0	6
Robert Wilson	1994-96	1	0	1	0	0	0	6
Dick Wood	1966	1	1	0	0	0	0	6
336. Van Tiffin	1987	0	0	0	0	0	4	4
337. Charlie Anderson	2008-09	0	0	0	0	0	0	2*
Kevin Carter	2005-06	0	0	0	0	0	0	2*
Mike Charles	1983-86	0	0	0	0	0	0	2*
A.J. Duhe	1977-84	0	0	0	0	0	0	2*
Terrence Fede	2014-17	0	0	0	0	0	0	2*
William Fuller V	2021	0	0	0	0	0	0	2#
Larry Gordon	1976-82	0	0	0	0	0	0	2*
Jermaine Haley	2000-02	0	0	0	0	0	0	2*
Reggie Howard	2004-05	0	0	0	0	0	0	2*
Sammy Knight	2003-04	0	0	0	0	0	0	2*
Seniorise Perry	2017	0	0	0	0	0	0	2*
Don Reese	1974-76	0	0	0	0	0	0	2*
Cameron Wake	2009-18	0	0	0	0	0	0	2*
George Wilson	1966	0	0	0	0	0	0	2#

* — safety # — two point conversion ^ — defensive two point conversion

INTERCEPTIONS

PLAYER	YEARS	NO.	YDS.	AVG.	LG	TD
1. Jake Scott	1970-75	35	425	12.1	47	0
2. Dick Anderson	1968-77	34	792	23.3	96t	3
3. Sam Madison	1997-05	31	487	15.7	42	2
4. Glenn Blackwood	1979-87	29	398	13.7	50	1
Patrick Surtain	1998-04	29	298	10.3	43	2
6. Xavier Howard	2016-22	28	254	9.1	39	2
7. Louis Oliver	1989-93, 1995-96	24	569	23.7	103t	2
Terrell Buckley	1995-99, 2003	24	425	17.7	91t	3
William Judson	1982-89	24	368	15.3	61t	2
10. Gerald Small	1978-83	23	378	16.4	46t	1
11. Curtis Johnson	1970-78	22	190	8.6	34	0
Tim Foley	1970-80	22	96	4.4	18	0
13. Reshad Jones	2010-19	21	361	17.2	54	4
14. Brock Marion	1998-03	20	431	21.6	100t	2
15. Don McNeal	1980-89	18	163	9.1	30	2
16. Zach Thomas	1996-07	17	170	10.0	34t	4
17. J.B. Brown	1989-96	16	293	18.3	48	1
18. Dick Westmoreland	1966-69	15	231	15.4	42	2
19. Troy Vincent	1992-95	14	284	20.3	69	2
Jarvis Williams	1988-93	14	216	15.4	42	1
Lloyd Mumphord	1969-74	14	187	13.4	51	2
Lyle Blackwood	1981-86	14	173	12.4	45	0
Earnie Rhone	1975-84	14	110	7.9	16	0
24. Brent Grimes	2013-15	13	202	15.5	94t	2
Willie West	1966-68	13	180	13.8	32	0
Paul Lankford	1982-91	13	89	6.8	44	0
27. Charlie Babb	1972-79	12	141	11.8	36	0
Brian Walker	1997-98, 2000-01	12	92	7.7	31	0
29. Jimmy Warren	1966-69	11	247	22.5	70t	1
30. Vontae Davis	2009-11	9	124	13.8	28	1
31. Mike Kozlowski	1979-86	8	172	21.5	38t	2
Larry Gordon	1976-82	8	121	15.1	36	0
Bob Matheson	1971-79	8	111	13.9	34	0
Jason Taylor	1997-07, 2009, 2011	8	110	13.8	51t	3
Nick Buoniconti	1969-76	8	89	11.1	24	0
Jason Allen	2006-10	8	41	5.1	17	0
37. Sammy Knight	2003-04	7	130	18.6	70	0
Norris Thomas	1977-79	7	115	16.4	53t	1
Will Allen	2006-11	7	114	16.3	32t	1
Bobby McCain	2015-20	7	78	11.1	32	0
André Goodman	2006-08	7	76	10.9	55	0
42. Renaldo Hill	2006-08	6	91	15.2	24	0



ALL-TIME LEADERS

INTERCEPTIONS							
PLAYER	YEARS	NO.	YDS.	AVG.	LG	TD	
	Jeremiah Bell	2004-11	6	89	14.8	29	0
	Kim Bokamper	1977-85	6	55	9.2	24t	1
	Nik Needham	2019-22	6	52	8.7	28t	1
	John Bramlett	1967-68	6	49	8.2	22	0
47.	Bob Petrella	1966-71	5	104	20.8	33	0
	Kiko Alonso	2016-18	5	100	20.0	60t	1
	Bud Brown	1984-88	5	96	19.2	53	0
	Neal Colzie	1979	5	86	17.2	56	0
	Mike Kolen	1970-77	5	85	17.0	29	0
	Liffort Hobley	1987-93	5	61	12.2	22	0
	Fulton Walker	1981-85	5	61	12.2	30	0
	Arturo Freeman	2000-04	5	59	11.8	47	0
	Sean Smith	2009-12	5	56	11.2	31	0
	Bob Brudzinski	1981-89	5	46	9.2	19	0
	Rick Volk	1977-78	5	42	8.4	24	0
	Nolan Carroll	2010-13	5	25	5.0	24	0
	Shawn Wooden	1996-99, 2001-04	5	25	5.0	15	0
	Doug Swift	1970-75	5	17	3.4	12	0
	Don Bessillieu	1979-81	5	13	2.6	12	0
62.	Calvin Jackson	1994-99	4	105	26.3	61t	1
	Lance Schulters	2005, 2007	4	78	19.5	37	0
	Tom Erlandson	1966-67	4	68	17.0	37	1
	Jevon Holland	2021-22	4	64	16.0	33	0
	Jimmy Wilson	2011-14	4	57	14.3	31	0
	T.J. McDonald	2017-18	4	48	12.0	31	0
	Frank Emanuel	1966-69	4	46	12.5	24	0
	John Offerdahl	1986-93	4	44	11.0	28	0
	Tim McKyer	1990	4	40	10.0	21	0
	Randy Starks	2008-14	4	33	8.3	18	0
	Chris Clemons	2009-13	4	29	7.3	29	0
	Gene Atkins	1994-96	4	24	6.0	18	0
	Mark Brown	1983-88	4	18	4.5	13	0
	Michael Stewart	1994-96	4	11	2.8	11	0
	Dimitri Patterson	2012-13	4	7	1.8	3	0
	Tony Lippett	2015-17	4	0	0.0	0	0
78.	Vestee Jackson	1991-93	3	63	21.0	30t	1
	Eric Rowe	2019-22	3	61	20.3	35t	1
	Ed Taylor	1979-82	3	55	18.3	44	0
	Rodney Thomas	1988-90	3	52	17.3	48	0
	Bryan Cox	1991-95	3	38	12.7	26	0
	Travares Tillman	2005-07	3	38	12.7	22	0
	Wahoo McDaniel	1966-68	3	35	11.7	20	0
	Derrick Rodgers	1997-02	3	33	11.0	21	0
	Jerry Wilson	1996-00	3	32	10.7	19	0
	Travis Daniels	2005-07	3	31	10.3	29	0
	Steve Towle	1975-80	3	30	10.0	16	0
	Pete Jaquess	1966-67	3	27	9.0	27	1
	A.J. Duhe	1977-84	3	18	6.0	11	0
	Ed Weisacosky	1968-70	3	10	3.3	7	0
	Aubrey Beavers	1994-95	3	8	2.7	8	0
	Nate Jones	2008-09, 2011	3	0	0.0	0	0
	Jerome Baker	2018-22	3	59	19.7	34	1
95.	Minkah Fitzpatrick	2018-19	2	64	32.0	50t	1
	Donovan Rose	1986-87	2	63	31.5	36	0
	Bob Neff	1966-68	2	54	27.0	22	0
	Rusty Chambers	1976-80	2	53	26.5	49	0
	Dwight Hollier	1992-99	2	47	23.5	36	0
	Walt Aikens	2014-19	2	43	21.5	43	0
	Ken Ellis	1976	2	40	20.0	40	0
	Bobby Harden	1990-93	2	39	19.5	22	0
	Robert Sowell	1983-85, 1987	2	36	18.0	29	0
	Steven Parker	2019	2	35	17.5	35	0
	Bill Stanfill	1969-76	2	32	16.0	17t	2
	Kerry Glenn	1990-92	2	31	15.5	31t	1
	Jamar Fletcher	2001-03	2	30	15.0	30	0



ALL-TIME LEADERS

INTERCEPTIONS						
PLAYER	YEARS	NO.	YDS.	AVG.	LG	TD
Akin Ayodele	2008-09	2	29	14.5	17	0
Byron Maxwell	2016-17	2	29	14.5	27	0
Dannell Ellerbe	2013-14	2	25	12.5	16	0
Henry Stuckey	1972-74	2	25	12.5	21	0
George Teague	1997	2	25	12.5	23	0
Tyrone Culver	2008-09	2	24	12.0	23	0
Derrick Shelby	2012-15	2	24	12.0	22t	1
Joey Porter	2007-08	2	19	9.5	14	0
Isa Abdul-Quddus	2016	2	16	8.0	9	0
Tate Randle	1987	2	16	8.0	11	0
Byron Jones	2020-21	2	15	7.5	15	0
John McGeever	1966	2	15	7.5	15	0
Tom Beier	1967, 1969	2	14	7.0	7	0
Robert Jones	1998-00	2	14	7.0	14t	1
Trell Hooper	1987	2	11	5.5	11	0
Benny Sapp	2010-11	2	9	4.5	9	0
Jeris White	1974-76	2	4	2.0	4	0
Tyrone Braxton	1994	2	3	1.5	3	0
Chris Green	1991-94	2	0	0.0	0	0
Derrick Pope	2004-07	2	0	0.0	0	0
Justin Coleman	2021	2	0	0.0	0	0
129. Elandon Roberts	2021-22	1	85	85.0	85t	1
Louis Delmas	2014	1	81	81.0	81t	1
Kenny Mixon	1998-01	1	56	56.0	56t	1
Marvin Mitchell	2011	1	55	55.0	55	0
Jay Brophy	1984-86	1	41	41.0	41	0
Jared Odrick	2010-14	1	39	39.0	39	0
Zack Bowman	2015	1	38	38.0	38	0
Kevin Burnett	2011-12	1	34	34.0	34t	1
Dean Brown	1970	1	32	32.0	32	0
Hugh Green	1985-91	1	28	28.0	28	0
Earl Faison	1966	1	26	26.0	26	0
Phillip Merling	2008-11	1	25	25.0	25t	1
Vern Den Herder	1971-82	1	24	24.0	24	0
Andrew Van Ginkel	2019-22	1	23	23.0	23	0
Charles Cornelius	1977-78	1	21	21.0	21	0
Bob Bruggers	1966-68	1	20	20.0	20	0
Ralph Ortega	1979-80	1	17	17.0	13	0
Jordan Phillips	2015-18	1	17	17.0	17	0
Bacarri Rambo	2016	1	17	17.0	17	0
Verone McKinley III	2022	1	17	17.0	17	0
Ted Davis	1970	1	15	15.0	15	0
Karlos Dansby	2010-12	1	14	14.0	14	0
Rick Graf	1987-90	1	14	14.0	14	0
Shawn Lee	1990-91	1	14	14.0	14	0
Cameron Wake	2009-18	1	12	12.0	12	0
Justin Bethel	2022	1	11	11.0	11	0
Mike Hull	2015-18	1	8	8.0	8	0
Brandon Jones	2020-22	1	8	8.0	8	0
Christian Wilkins	2019-22	1	8	8.0	8	0
Richard Marshall	2012	1	7	7.0	7	0
Jackie Shipp	1984-88	1	7	7.0	7	0
Craig Veasey	1993-94	1	7	7.0	7	0
Vince Biegel	2019	1	7	7.0	7	0
Reggie Howard	2004-05	1	5	5.0	5	0
Eric Kumerow	1988-90	1	5	5.0	5	0
Alex Moyer	1985-86	1	4	4.0	4	0
Greg Jeffries	1999-00	1	3	3.0	3	0
Ryan Lewis	2019	1	3	3.0	3	0
Jack Rudolph	1966	1	3	3.0	3	0
Chris Singleton	1993-96	1	3	3.0	3	0
Brendon Ayanbadejo	2003-04	1	2	2.0	2	0
Larry Ball	1972-74, 1977-78	1	2	2.0	2	0
Mike Charles	1983-86	1	2	2.0	2	0
Channing Crowder	2005-10	1	2	2.0	2	0



ALL-TIME LEADERS

INTERCEPTIONS

PLAYER	YEARS	NO.	YDS.	AVG.	LG	TD
Mike Reichenbach	1990-91	1	2	2.0	2	0
Randall Edmunds	1968-69	1	1	1.0	1	0
Bruce Alexander	1992-93	1	0	0.0	0	0
Bob Baumhower	1977-86	1	0	0.0	0	0
Tim Bowers	1994-04	1	0	0.0	0	0
Jeff Cross	1989-95	1	0	0.0	0	0
Scott Galyon	2000-02	1	0	0.0	0	0
Jermaine Haley	2000-02	1	0	0.0	0	0
Neville Hewitt	2015-17	1	0	0.0	0	0
Sean Hill	1994-96	1	0	0.0	0	0
Noah Igbinoghene	2020-22	1	0	0.0	0	0
Kader Kohou	2022	1	0	0.0	0	0
Mack Lamb	1967-68	1	0	0.0	0	0
Chris Lammons	2019	1	0	0.0	0	0
Michael Lehan	2006-08	1	0	0.0	0	0
Darrell Malone	1992-94	1	0	0.0	0	0
Brice McCain	2015	1	0	0.0	0	0
Cliff Odom	1990-93	1	0	0.0	0	0
Muhammad Oliver	1994	1	0	0.0	0	0
Jamal Perry	2019-21	1	0	0.0	0	0
Vern Roberson	1977	1	0	0.0	0	0
Bryant Salter	1976	1	0	0.0	0	0
Terrance Shaw	2000	1	0	0.0	0	0
Donnie Spragan	2005-07	1	0	0.0	0	0
R.J. Stanford	2012-14	1	0	0.0	0	0
Michael Thomas	2013-17	1	0	0.0	0	0
Reggie Torbor	2008-09	1	0	0.0	0	0
Jason Trusnik	2011-14	1	0	0.0	0	0
Jay Williams	2002-04	1	0	0.0	0	0
Jeff Zgonina	2003-06	1	0	0.0	0	0
Daryl Gardener	1996-01	1	-1	-1.0	-1	0

SACKS

PLAYER	YEARS	NO
1. Jason Taylor	1997-2007, 2009, 2011	131.0
2. Cameron Wake	2009-18	98.0
3. Bill Stanfill	1969-76	69.5
4. Doug Betters	1978-87	65.5
5. Vern Den Herder	1971-82	64.0
6. Jeff Cross	1988-95	59.5
7. Trace Armstrong	1995-2000	56.5
8. Bob Baumhower	1977-86	39.5
Kim Bokamper	1977-85	39.5
10. A.J. Duhe	1977-84	38.5

KICKOFF RETURNS (Yards)

PLAYER	YEARS	NO.	YDS.	AVG.	LG	TD
1. Wes Welker	2004-06	166	3,756	22.6	95t	1
2. Ted Ginn, Jr.	2007-09	147	3,386	23.0	101t	2
3. Mercury Morris	1969-75	111	2,947	26.5	105t	3
4. Fulton Walker	1981-85	123	2,944	23.9	90t	1
5. Brock Marion	1998-03	107	2,517	23.5	93	0
6. Jakeem Grant Sr.	2016-21	89	2,206	24.8	102t	2
7. O.J. McDuffie	1993-01	92	2,103	22.9	48	0
8. Irving Spikes	1994-97	89	2,058	23.1	59	0
9. Lorenzo Hampton	1985-89	96	2,025	21.1	46	0
10. Marcus Thigpen	2012-13	77	1,910	24.8	96t	1



ALL-TIME LEADERS

PUNT RETURNS (Yards)

	PLAYER	YEARS	NO.	FC	YDS.	AVG.	LG	TD
1.	Jake Scott	1970-75	127	55	1,330	10.5	77t	1
2.	Wes Welker	2004-06	127	64	1,232	9.7	71	0
3.	Davone Bess	2008-12	115	85	1,196	10.4	47	0
4.	O.J. McDuffie	1993-01	127	91	1,127	8.9	72t	2
5.	Jakeem Grant Sr.	2016-21	101	28	978	9.7	88t	3
6.	Tom Vigorito	1981-85	79	22	830	10.5	87t	2
7.	Freddie Solomon	1975-77	71	5	810	11.4	79t	2
8.	Jarvis Landry	2014-17	89	53	804	9.0	69t	1
9.	Scott Schwedes	1987-90	75	18	732	9.8	70t	1
10.	Jeff Ogden	2000-01	51	22	700	13.7	81t	1

TOP 20 SEASON LEADERS

RUSHING YARDS

	NAME	YEAR	YARDS
1.	Ricky Williams	2002	1,853
2.	Ricky Williams	2003	1,372
3.	Jay Ajayi	2016	1,272
4.	Delvin Williams	1978	1,258
5.	Lamar Smith	2000	1,139
6.	Ricky Williams	2009	1,121
7.	Larry Csonka	1972	1,117
8.	Karim Abdul-Jabbar	1996	1,116
9.	Lamar Miller	2014	1,099
10.	Reggie Bush	2011	1,086
11.	Larry Csonka	1971	1,051
12.	Ronnie Brown	2006	1,008
13.	Larry Csonka	1973	1,003
14.	Mercury Morris	1972	1,000
15.	Reggie Bush	2012	986
16.	Lamar Smith	2001	968
17.	Karim Abdul-Jabbar	1998	960
18.	Mercury Morris	1973	954
19.	Ronnie Brown	2008	916
20.	Mark Higgs	1992	915

PASSING YARDS

	NAME	YEAR	YARDS
1.	Dan Marino	1984	5,084
2.	Dan Marino	1986	4,746
3.	Dan Marino	1994	4,453
4.	Dan Marino	1988	4,434
5.	Ryan Tannehill	2015	4,208
6.	Dan Marino	1985	4,137
7.	Dan Marino	1992	4,116
8.	Ryan Tannehill	2014	4,045
9.	Dan Marino	1989	3,997
10.	Dan Marino	1991	3,970
11.	Ryan Tannehill	2013	3,913
12.	Dan Marino	1997	3,780
13.	Dan Marino	1995	3,668
14.	Chad Pennington	2008	3,653
15.	Dan Marino	1990	3,563
16.	Tua Tagovailoa	2022	3,548
17.	Ryan Fitzpatrick	2019	3,529
18.	Dan Marino	1998	3,497
19.	Chad Henne	2010	3,301
20.	Ryan Tannehill	2012	3,294

PASSING TOUCHDOWNS

	NAME	YEAR	TDs
1.	Dan Marino	1984	48
2.	Dan Marino	1986	44
3.	Dan Marino	1985	30
	Dan Marino	1994	30
5.	Dan Marino	1988	28
6.	Ryan Tannehill	2014	27
7.	Dan Marino	1987	26
8.	Dan Marino	1991	25
	Tua Tagovailoa	2022	25
10.	Dan Marino	1989	24
	Dan Marino	1992	24
	Dan Marino	1995	24
	Ryan Tannehill	2013	24
	Ryan Tannehill	2015	24
15.	Dan Marino	1998	23
16.	Bob Griese	1977	22
17.	Bob Griese	1968	21
	Dan Marino	1990	21
19.	Dan Marino	1983	20
	Jay Fiedler	2001	20
	Ryan Fitzpatrick	2019	20

RECEPTIONS

	NAME	YEAR	REC
1.	Tyreek Hill	2022	119
2.	Jarvis Landry	2017	112
3.	Jarvis Landry	2015	110
4.	Jaylen Waddle	2021	104
5.	Jarvis Landry	2016	94
6.	O.J. McDuffie	1998	90
7.	Mark Clayton	1988	86
	Brandon Marshall	2010	86
9.	Jarvis Landry	2014	84
10.	Chris Chambers	2005	82
11.	Brandon Marshall	2011	81
12.	Davone Bess	2010	79
13.	O.J. McDuffie	1997	76
	Davone Bess	2009	76
	Brian Hartline	2013	76
16.	Terry Kirby (RB)	1993	75
	Jaylen Waddle	2022	75
18.	O.J. McDuffie	1996	74
	Brian Hartline	2012	74
20.	Mark Clayton	1984	73
	Irving Fryar	1994	73
	Randy McMichael (TE)	2004	73
	Mike Wallace	2013	73



TOP 20 SEASON LEADERS

RECEIVING YARDS

NAME	YEAR	YARDS
1. Tyreek Hill	2022	1,710
2. Mark Clayton	1984	1,389
3. Jaylen Waddle	2022	1,356
4. Mark Duper	1986	1,313
5. Mark Duper	1984	1,306
6. Irving Fryar	1994	1,270
7. Brandon Marshall	2011	1,214
8. DeVante Parker	2019	1,202
9. Jarvis Landry	2015	1,157
10. Mark Clayton	1986	1,150
11. Jarvis Landry	2016	1,136
12. Mark Clayton	1988	1,129
13. Chris Chambers	2005	1,118
14. Mark Duper	1991	1,085
15. Brian Hartline	2012	1,083
16. Mark Clayton	1991	1,053
17. O.J. McDuffie	1998	1,050
18. Tony Martin	1999	1,037
19. Brian Hartline	2013	1,016
20. Jaylen Waddle	2021	1,015

POINTS

NAME	YEAR	POINTS
1. Olindo Mare	1999	144
Jason Sanders	2020	144
3. Caleb Sturgis	2014	128
4. Pete Stoyanovich	1992	124
5. Pete Stoyanovich	1991	121
6. Jason Sanders	2022	119
7. Pete Stoyanovich	1995	118
8. Garo Yepremian	1971	117
Olindo Mare	1997	117
Olindo Mare	2000	117
11. Fuad Reveiz	1985	116
12. Garo Yepremian	1972	115
Dan Carpenter	2010	115
14. Olindo Mare	2002	114
15. Garo Yepremian	1973	113
Dan Carpenter	2011	113
17. Dan Carpenter	2009	112
18. Caleb Sturgis	2013	111
19. Uwe von Schamann	1981	109
Pete Stoyanovich	1993	109

SACKS

NAME	YEAR	SACKS
1. Bill Stanfill	1973	18.5
Jason Taylor	2002	18.5
3. Joey Porter	2008	17.5
4. Trace Armstrong	2000	16.5
5. Doug Betters	1983	16.0
6. Adewale Ogunleye	2003	15.0
Cameron Wake	2012	15.0
8. Jason Taylor	2000	14.5
9. Doug Betters	1984	14.0
Bryan Cox	1992	14.0
Cameron Wake	2010	14.0
12. Jason Taylor	2006	13.5
13. Jason Taylor	2003	13.0
14. Trace Armstrong	1996	12.0

Jason Taylor	2005	12.0
16. Jeff Cross	1990	11.5
Olivier Vernon	2013	11.5
Cameron Wake	2014	11.5
Cameron Wake	2016	11.5
20. Mel Branch	1968	11.0
Vern Den Herder	1975	11.0
Jason Taylor	2007	11.0

TACKLES

NAME	YEAR	TACKLES
1. Steve Towle	1976	217
2. Zach Thomas	2002	195
3. Zach Thomas	2003	184
4. Zach Thomas	1996	180
Zach Thomas	2001	180
6. Rusty Chambers	1979	178
7. Earnie Rhone	1981	171
8. Zach Thomas	2004	168
9. Zach Thomas	1999	167
10. Zach Thomas	2005	166
11. Zach Thomas	2006	165
12. Steve Towle	1975	164
13. Nick Buoniconti	1973	162
14. Zach Thomas	1998	160
15. Rusty Chambers	1978	151
16. Zach Thomas	1997	149
17. Bryan Cox	1994	147
18. Nick Buoniconti	1972	146
Bob Baumhower	1979	146
20. Nick Buoniconti	1970	145

INTERCEPTIONS

NAME	YEAR	INTs
1. Dick Westmoreland	1967	10
Xavien Howard	2020	10
3. Willie West	1966	8
Dick Anderson	1968	8
Dick Anderson	1970	8
Dick Anderson	1973	8
Jake Scott	1974	8
Terrell Buckley	1998	8
Sam Madison	1998	8
10. Jake Scott	1971	7
Gerald Small	1980	7
Sam Madison	1999	7
Brian Walker	2000	7
Patrick Surtain	2003	7
Xavien Howard	2018	7
16. Jake Scott	1975	6
Tim Foley	1978	6
William Judson	1983	6
Glenn Blackwood	1984	6
Glenn Blackwood	1985	6
Terrell Buckley	1996	6
Patrick Surtain	2002	6



DOLPHINS OUTSTANDING PERFORMANCES

GAMES OF 300+ PASSING YARDS

PLAYER	DATE	OPPONENT	ATT.	COMP.	YDS.	TD	INT.	LG
Dan Marino	10/23/88	N.Y. JETS	60	35	521	3	5	56
Dan Marino	9/4/94	NEW ENGLAND	42	23	473	5	1	64t
Dan Marino	12/2/84	L.A. RAIDERS	57	35	470	4	2	64
Tua Tagovailoa	9/18/22	at Baltimore	50	36	469	6	2	60t
Dan Marino	10/1/95	at Cincinnati	48	33	450	2	1	58
Dan Marino	9/21/86	at N.Y. Jets	50	30	448	6	2	46t
Dan Marino	9/25/94	at Minnesota	54	29	431	3	3	43
Ryan Tannehill	9/30/12	at Arizona	41	26	431	1	2	80t
Dan Marino	9/30/84	at St. Louis	36	24	429	3	0	51
Dan Marino	9/24/89	N.Y. JETS	55	33	427	3	2	43t
Dan Marino	11/4/84	at N.Y. Jets	42	23	422	2	2	54
* Dan Marino	12/30/95	at Buffalo	64	33	422	2	3	45t
* Dan Marino	1/6/85	PITTSBURGH	32	21	421	4	1	41
Ryan Fitzpatrick	12/22/19	CINCINNATI	52	31	419	4	1	51
Chad Henne	9/12/11	New England	49	30	416	2	1	31
Joey Harrington	10/22/06	GREEN BAY	62	33	414	2	3	44
David Woodley	10/25/81	at Dallas	37	21	408	3	5	69t
Dan Marino	12/9/84	at Indianapolis	41	29	404	4	1	42
Dan Marino	11/16/86	at Buffalo	54	39	404	4	0	39
Dan Marino	12/12/88	CLEVELAND	50	30	404	4	3	46
* Don Strock	1/2/82	SAN DIEGO	43	29	403	4	1	50t
Dan Marino	12/14/86	at L.A. Rams	46	29	403	5	1	69t
Ryan Tannehill	12/21/14	MINNESOTA	47	35	396	4	1	41
Dan Marino	12/20/87	WASHINGTON	50	22	393	3	1	59t
Dan Marino	10/10/99	at Indianapolis	38	25	393	2	0	62
Dan Marino	9/29/85	at Denver	43	25	390	3	0	73
Dan Marino	11/23/97	at New England	60	38	389	0	3	27
Ryan Tannehill	9/18/16	at New England	45	32	387	2	2	33
Tua Tagovailoa	10/30/22	at Detroit	36	29	382	3	0	42
Brock Osweiler	10/14/18	CHICAGO	44	28	380	3	2	75t
Dan Marino	12/13/87	at Philadelphia	39	25	376	3	1	54
Dan Marino	10/12/97	at N.Y. Jets	38	27	372	2	0	36t
Bernie Kosar	10/15/95	at New Orleans	42	29	368	3	2	31t
Dan Marino	12/9/90	PHILADELPHIA	54	27	365	2	0	37
Steve DeBerg	12/5/93	N.Y. Giants	41	26	365	1	2	44
Ryan Fitzpatrick	12/1/19	PHILADELPHIA	39	27	365	3	1	43t
Chad Henne	9/26/10	N.Y. JETS	44	26	363	2	1	40
Dan Marino	11/10/85	N.Y. JETS	37	21	362	3	3	60
Tua Tagovailoa	1/3/21	at Buffalo	58	35	361	1	3	31
Gus Frerotte	11/13/05	NEW ENGLAND	47	25	360	2	1	47
Dan Marino	11/6/88	at New England	51	29	359	1	2	32
Dan Marino	11/12/89	at N.Y. Jets	34	18	359	3	2	78t
Dan Marino	11/27/94	at N.Y. Jets	44	31	359	4	2	28t
Ryan Tannehill	9/20/15	at Jacksonville	44	30	359	2	0	48
Dan Marino	10/25/92	INDIANAPOLIS	45	25	355	2	3	48t
Dan Marino	12/21/98	DENVER	38	23	355	4	1	56t
Dan Marino	11/27/88	at N.Y. Jets	35	17	353	5	0	80t
Ryan Tannehill	11/29/15	at N.Y. Jets	58	33	351	3	1	40
Ryan Tannehill	1/3/16	NEW ENGLAND	38	25	350	2	0	46
Ryan Fitzpatrick	10/11/20	at San Francisco	28	22	350	3	0	70
Bob Griese	11/20/78	at Houston	33	23	349	2	1	47
Chad Henne	12/20/09	at Tennessee	46	29	349	1	3	57
Ryan Tannehill	12/14/14	at New England	47	29	346	1	2	50
Dan Marino	12/8/85	at Green Bay	44	30	345	5	1	61
Scott Mitchell	10/31/93	KANSAS CITY	33	22	344	3	0	77t
Steve DeBerg	12/13/93	PITTSBURGH	44	27	344	1	2	47
Dan Marino	12/3/95	ATLANTA	50	35	343	2	2	32
Chad Pennington	11/23/08	NEW ENGLAND	41	24	341	3	1	46
Dan Marino	12/17/84	DALLAS	40	23	340	4	2	63
Dan Marino	12/24/89	KANSAS City	47	28	339	3	1	35
Dan Marino	11/18/84	at San Diego	41	28	338	2	1	32
Dan Marino	10/12/86	BUFFALO	41	24	337	1	1	39
Chad Henne	12/6/09	NEW ENGLAND	52	29	335	2	1	29
Dan Marino	10/22/89	GREEN BAY	37	24	333	2	2	61



DOLPHINS OUTSTANDING PERFORMANCES

GAMES OF 300+ PASSING YARDS

PLAYER	DATE	OPPONENT	ATT.	COMP.	YDS.	TD	INT.	LG
Dan Marino	11/12/95	NEW ENGLAND	37	27	333	2	2	31t
Dan Marino	11/1/87	PITTSBURGH	31	25	332	4	2	50t
Ryan Tannehill	12/1/13	at N.Y. Jets	43	28	331	2	1	31t
Dan Marino	11/17/85	at Indianapolis	37	22	330	1	0	42
Dan Marino	9/15/85	INDIANAPOLIS	48	29	329	2	0	26
Dan Marino	10/16/88	SAN DIEGO	45	26	329	1	0	51
Ryan Tannehill	12/27/15	INDIANAPOLIS	38	26	329	0	1	49
Tua Tagovailoa	10/17/21	at Jacksonville	47	33	329	2	1	32t
Teddy Bridgewater	10/16/22	MINNESOTA	34	23	329	2	2	49
Jay Fiedler	12/28/03	N.Y. JETS	29	21	328	1	1	59
Ryan Fitzpatrick	9/20/20	BUFFALO	47	31	328	2	0	27
Bob Griese	9/14/69	at Cincinnati	39	19	327	1	2	50
Dan Marino	11/18/91	BUFFALO	42	23	326	2	2	41
Dan Marino	9/7/97	TENNESSEE	43	24	324	0	0	50
* Dan Marino	1/12/91	at Buffalo	49	23	323	3	2	64t
Dan Marino	10/12/98	at Jacksonville	49	30	323	2	1	28
Ryan Fitzpatrick	11/17/19	BUFFALO	45	32	323	0	0	50
Don Strock	12/15/79	N.Y. JETS	41	26	322	1	2	38
Dan Marino	10/9/83	BUFFALO	29	19	322	3	2	63
Dan Marino	9/14/92	at Cleveland	35	25	322	1	0	47
Dan Marino	12/27/99	N.Y. JETS	52	29	322	3	3	32t
Chad Henne	12/27/09	HOUSTON	55	35	322	1	1	35
Dan Marino	10/14/84	HOUSTON	32	25	321	3	0	32
Dan Marino	10/6/91	at New England	38	25	321	2	0	34
Dan Marino	11/16/92	BUFFALO	33	22	321	2	1	55
Dan Marino	12/13/98	N.Y. JETS	57	30	321	1	1	31
Dan Marino	12/27/98	at Atlanta	36	21	320	1	2	50
Jay Fiedler	12/22/01	at New England	37	21	320	1	0	44
Ryan Fitzpatrick	12/29/19	at New England	41	28	320	1	0	28
Ryan Tannehill	9/15/13	at Indianapolis	34	23	319	1	0	67
Ryan Tannehill	9/25/16	Cleveland	39	25	319	3	2	42t
** Dan Marino	1/20/85	vs. San Francisco	50	29	318	1	2	30
Trent Green	9/23/07	at N.Y. Jets	36	23	318	1	1	43
Dan Marino	10/21/84	at New England	39	24	316	4	1	28
Tua Tagovailoa	12/13/20	KANSAS CITY	48	28	316	2	1	29t
Cleo Lemon	12/16/07	BALTIMORE	39	23	315	1	0	64t
Ryan Fitzpatrick	10/4/20	SEATTLE	45	29	315	0	2	26
Chad Pennington	10/26/08	BALTIMORE	30	22	314	1	0	64
Dan Marino	12/5/99	INDIANAPOLIS	38	24	313	3	1	33t
Dan Marino	11/20/94	at Pittsburgh	45	31	312	1	1	45
Ryan Tannehill	12/15/13	NEW ENGLAND	37	25	312	3	0	39t
Dan Marino	9/2/84	at Washington	28	21	311	5	0	74
Dan Marino	12/4/94	BUFFALO	42	25	311	3	3	45t
Jay Cutler	11/5/17	Oakland	42	34	311	3	0	27
Dan Marino	12/7/97	DETROIT	39	24	310	2	1	27t
Jay Fiedler	9/29/02	at Kansas City	45	29	310	1	4	38
Ryan Tannehill	11/24/13	CAROLINA	42	28	310	1	1	57
Tua Tagovailoa	12/25/22	GREEN BAY	25	16	310	1	3	84t
David Woodley	9/27/81	at Baltimore	30	19	309	2	0	48
John Stofa	12/18/66	HOUSTON	38	22	307	4	2	48t
Dan Marino	12/1/91	TAMPA BAY	32	20	307	2	0	51
Chad Henne	11/28/10	at Oakland	30	17	307	2	1	57t
Ryan Tannehill	10/6/13	BALTIMORE	40	21	307	1	0	49
Ryan Tannehill	11/8/15	at Buffalo	35	26	307	0	0	46
Bob Griese	10/17/76	KANSAS CITY	35	25	306	1	2	39
Chad Henne	10/4/10	NEW ENGLAND	38	28	305	2	3	28t
Dan Marino	12/4/88	INDIANAPOLIS	32	26	304	3	1	55
Dan Marino	11/30/86	ATLANTA	40	20	303	2	4	54t
Dan Marino	10/25/87	BUFFALO	36	24	303	4	0	25t
A.J. Feeley	12/5/04	BUFFALO	51	25	303	3	5	36
Dan Marino	10/20/85	TAMPA BAY	39	27	302	3	1	42
Tua Tagovailoa	11/6/22	at Chicago	30	21	302	3	0	39
Dan Marino	9/28/86	SAN FRANCISCO	46	27	301	1	4	24
Dan Marino	12/10/89	NEW ENGLAND	32	21	300	0	1	36
Ryan Tannehill	10/29/15	at New England	44	28	300	0	2	29



DOLPHINS OUTSTANDING PERFORMANCES

GAMES OF 100+ RECEIVING YARDS

PLAYER	DATE	OPPONENT	NO.	YDS.	TD	LG
Brian Hartline	9/30/12	at Arizona	12	253	1	80t
Chris Chambers	12/4/05	BUFFALO	15	238	1	57
Mark Duper	11/10/85	N.Y. JETS	8	217	2	60t
Irving Fryar	9/4/94	NEW ENGLAND	5	211	3	54t
Nat Moore	10/4/81	N.Y. JETS	7	210	2	52
Mark Duper	10/9/83	BUFFALO	7	202	2	63
Tyreek Hill	9/18/22	at Baltimore	11	190	2	60t
Tyreek Hill	10/30/22	at Detroit	12	188	0	42
Duriel Harris	10/28/79	GREEN BAY	10	180	1	37t
Kenny Stills	11/19/17	TAMPA BAY	7	180	1	61t
Mark Duper	9/2/84	at Washington	6	178	2	74t
Mark Clayton	12/2/84	L.A. RAIDERS	9	177	2	64t
Tyreek Hill	10/16/22	MINNESOTA	12	177	0	28
Ted Ginn, Jr.	10/26/08	BUFFALO	7	175	0	64
Mark Clayton	9/21/86	at N.Y. Jets	8	174	1	42
Mark Duper	9/23/84	INDIANAPOLIS	7	173	2	80t
Jaylen Waddle	9/18/22	at Baltimore	11	171	2	59
Mark Duper	12/20/87	WASHINGTON	6	170	3	59t
Tony Martin	10/10/99	at Indianapolis	10	166	1	40
Brandon Marshall	9/26/10	N.Y. JETS	10	166	1	40
Duriel Harris	10/25/81	at Dallas	6	165	0	45
Jarvis Landry	11/29/15	at N.Y. Jets	13	165	1	40
Jimmy Cefalo	10/25/81	at Dallas	5	164	1	69t
Mark Duper	9/30/84	at St. Louis	8	164	0	51
Bo Roberson	12/4/66	at Denver	6	161	0	71
Irving Fryar	9/25/94	at Minnesota	6	160	0	43
Tyreek Hill	9/29/22	at Cincinnati	10	160	0	64
DeVante Parker	12/1/19	PHILADELPHIA	7	159	2	43t
Paul Warfield	11/14/71	PITTSBURGH	3	158	3	86t
Mark Duper	11/4/84	at N.Y. Jets	7	155	0	54
Albert Wilson	10/14/18	CHICAGO	6	155	2	75t
Mark Duper	9/21/86	at N.Y. Jets	7	154	2	46t
* O.J. McDuffie	12/30/95	at Buffalo	11	154	1	31
Mark Clayton	10/23/88	N.Y. JETS	10	153	2	45t
Oronde Gadsden	12/27/98	at Atlanta	9	153	0	50
Chris Chambers	12/28/03	N.Y. JETS	9	153	1	24
Mark Clayton	12/17/84	DALLAS	4	150	3	63t
* Mark Duper	1/6/85	PITTSBURGH	5	148	2	41t
Terry Kirby	12/19/93	Buffalo	9	148	1	30t
Paul Warfield	9/19/71	at Denver	6	146	1	36
Chris Chambers	1/2/05	at Baltimore	4	146	1	76t
Tyreek Hill	12/4/22	at San Francisco	9	146	1	45t
Duriel Harris	11/8/81	at New England	8	145	0	55
Mark Duper	12/14/86	at L.A. Rams	5	145	3	69t
Nat Moore	12/17/77	BUFFALO	5	144	1	67
Mark Clayton	9/30/84	at St. Louis	5	143	1	42
Mark Clayton	9/7/86	at San Diego	5	143	2	49t
Brandon Marshall	12/24/11	at New England	6	143	1	47
Tyreek Hill	11/6/22	at Chicago	7	143	1	39
Jaylen Waddle	12/25/22	GREEN BAY	5	143	1	84t
Otto Stowe	11/27/72	ST. LOUIS	6	140	2	37t
* Paul Warfield	12/25/71	at Kansas City	7	140	0	42
Paul Warfield	11/17/74	BUFFALO	4	139	1	54
Fred Barnett	12/8/96	N.Y. GIANTS	4	139	0	66
Brandon Marshall	9/12/11	New England	7	139	0	31
Mark Clayton	9/1/91	at Buffalo	6	138	2	43t
Chris Chambers	12/15/02	OAKLAND	7	138	0	40
Patrick Cobbs	10/12/08	at Houston	3	138	2	80t
O.J. McDuffie	10/27/97	CHICAGO	7	137	0	55
DeVante Parker	12/29/19	at New England	8	137	0	28
Jaylen Waddle	11/28/21	CAROLINA	9	137	1	57
Lamar Thomas	12/21/98	DENVER	6	136	3	56t
O.J. McDuffie	9/7/97	TENNESSEE	8	135	0	50
Jarvis Landry	9/18/16	at New England	10	135	0	33
Kenny Stills	12/9/18	NEW ENGLAND	8	135	1	43



DOLPHINS OUTSTANDING PERFORMANCES

GAMES OF 100+ RECEIVING YARDS

PLAYER	DATE	OPPONENT	NO.	YDS.	TD	LG
DeVante Parker	11/17/19	BUFFALO	7	135	0	50
Mark Duper	10/30/83	L.A. RAMS	7	134	1	46t
Mark Duper	12/9/91	CINCINNATI	7	134	1	43t
DeVante Parker	10/25/18	at Houston	6	134	0	46
Paul Warfield	12/10/72	at N.Y. Giants	4	132	1	44
Mark Duper	10/23/88	N.Y. JETS	6	132	0	56
O.J. McDuffie	11/8/98	INDIANAPOLIS	9	132	2	61t
Mike Gesicki	9/20/20	BUFFALO	8	130	1	27
Mark Duper	10/15/89	at Cincinnati	5	129	0	41
Davone Bess	11/25/12	Seattle	7	129	0	39
Jaylen Waddle	10/16/22	MINNESOTA	6	129	0	49
Bo Roberson	9/18/66	at Buffalo	5	128	1	54t
Marlin Briscoe	11/12/72	NEW ENGLAND	4	128	2	51t
Mark Clayton	12/3/89	at Kansas City	9	128	1	47
Chris Chambers	10/24/04	ST. LOUIS	3	128	1	71t
Duriel Harris	10/9/77	at Baltimore	4	127	0	47
Nat Moore	9/30/79	at N.Y. Jets	8	127	1	36
Mark Clayton	12/9/84	at Indianapolis	9	127	1	32
Brandon Marshall	10/17/10	at Green Bay	10	127	0	23
Brian Hartline	12/1/13	at N.Y. Jets	9	127	1	31t
Mike Wallace	11/24/13	CAROLINA	5	127	1	57
Jack Clancy	12/3/67	at Houston	7	126	1	44t
* Paul Warfield	1/2/72	BALTIMORE	2	125	1	75t
Mark Clayton	11/12/89	at N.Y. Jets	4	125	1	78t
Mark Duper	10/7/90	N.Y. JETS	5	125	2	69t
Howard Twilley	11/3/68	at San Diego	7	124	1	38
Nat Moore	10/10/76	at Baltimore	3	124	1	67t
Chris Chambers	12/22/01	at New England	7	124	0	44
Mark Duper	9/13/87	at New England	9	123	2	26
Oronde Gadsden	10/10/99	at Indianapolis	4	123	1	62
Marty Booker	10/10/04	at New England	7	123	0	45
Davone Bess	9/30/12	at Arizona	7	123	0	21
Paul Warfield	10/10/70	at N.Y. Jets	5	122	1	40
Mark Clayton	11/3/85	at New England	7	122	0	39
Mark Clayton	10/29/89	at Buffalo	7	122	1	44t
Mel Baker	12/15/74	NEW ENGLAND	4	121	2	46t
Nat Moore	9/23/79	CHICAGO	5	121	0	36
Mark Duper	11/20/83	BALTIMORE	5	121	1	85t
O.J. McDuffie	10/20/96	at Philadelphia	7	121	2	36
Chris Chambers	12/11/05	at San Diego	8	121	2	35t
Chris Chambers	12/3/06	JACKSONVILLE	8	121	0	46
Paul Warfield	10/3/70	OAKLAND	3	120	2	54t
Tony Nathan	9/29/85	at Denver	10	120	0	73
Tony Martin	9/10/00	at Minnesota	6	120	0	44
Rishard Matthews	11/11/13	at Tampa Bay	11	120	2	19t
Jarvis Landry	9/25/16	Cleveland	7	120	1	42t
Duriel Harris	11/18/79	at Cleveland	4	119	0	51
Fred Banks	12/10/89	NEW ENGLAND	6	119	0	36
Oronde Gadsden	10/23/00	at N.Y. Jets	7	119	0	29
DeVante Parker	11/29/20	at N.Y. Jets	8	119	0	25
Tony Nathan	9/28/80	NEW ORLEANS	7	118	0	22
Mark Duper	10/16/88	SAN DIEGO	7	118	1	51
Fred Banks	12/12/88	CLEVELAND	6	118	0	46
* O.J. McDuffie	1/9/99	at Denver	9	118	0	23
Tony Martin	10/17/99	at New England	7	118	1	69t
Chris Chambers	9/7/03	HOUSTON	7	118	2	57t
Duriel Harris	9/9/79	SEATTLE	5	117	0	51
* Mark Duper	12/31/83	SEATTLE	9	117	1	32t
Ferrell Edmunds	11/27/88	at N.Y. Jets	2	117	1	80t
Mark Ingram	11/27/94	at N.Y. Jets	9	117	4	28t
Davone Bess	12/6/09	NEW ENGLAND	10	117	1	19
Duriel Harris	11/12/76	BALTIMORE	5	116	0	44
Duriel Harris	11/25/79	at Baltimore	7	116	2	31t
Mark Clayton	11/27/88	at N.Y. Jets	7	116	2	31t
Oronde Gadsden	11/25/01	at Buffalo	8	116	0	42



DOLPHINS OUTSTANDING PERFORMANCES

GAMES OF 100+ RECEIVING YARDS

PLAYER	DATE	OPPONENT	NO.	YDS.	TD	LG
DeVante Parker	1/3/21	at Buffalo	7	116	0	31
Mark Duper	11/30/86	ATLANTA	4	115	1	54t
Marty Booker	11/23/06	at Detroit	7	115	2	48
Mike Wallace	9/15/13	at Indianapolis	9	115	1	34
Rishard Matthews	9/20/15	at Jacksonville	6	115	0	48
Mike Gesicki	10/17/21	at Jacksonville	8	115	0	32
Jack Clancy	11/19/67	at Oakland	8	114	0	39
Nat Moore	9/25/77	at San Francisco	3	114	2	73t
Duriel Harris	11/30/81	PHILADELPHIA	9	114	1	39
* Tony Nathan	1/2/82	SAN DIEGO	9	114	1	32
Freddie Solomon	12/5/76	BUFFALO	5	114	1	53t
* Tony Nathan	1/6/85	PITTSBURGH	8	114	0	30
Oronde Gadsden	1/2/00	at Washington	9	114	1	26
Brian Hartline	9/8/13	at Cleveland	9	114	1	34t
Charles Clay	12/21/14	MINNESOTA	6	114	0	41
Jaylen Waddle	12/17/22	at Buffalo	3	114	1	67t
Joe Auer	9/17/67	DENVER	2	113	1	68t
Marlin Briscoe	9/15/74	at New England	9	113	1	20
Nat Moore	11/2/75	at Chicago	4	113	1	79t
Mark Duper	9/24/89	N.Y. JETS	6	113	0	26
* Mark Duper	1/12/91	at Buffalo	3	113	1	64t
Irving Fryar	11/20/94	at Pittsburgh	6	113	0	45
Irving Fryar	9/10/95	at New England	3	113	2	67t
Chris Chambers	11/11/01	at Indianapolis	3	113	2	74t
Rishard Matthews	9/27/15	BUFFALO	6	113	2	46t
Irving Fryar	11/13/94	CHICAGO	9	112	0	21
James McKnight	11/24/02	SAN DIEGO	3	111	1	77
Davone Bess	11/28/10	at Oakland	6	111	0	29
Greg Camarillo	11/2/08	at Denver	11	111	0	23
Brian Hartline	9/16/12	Oakland	9	111	0	21
Jarvis Landry	12/27/15	Indianapolis	7	111	0	26
DeVante Parker	12/22/19	CINCINNATI	5	111	1	51
Frank Jackson	12/18/66	HOUSTON	4	110	1	48t
Mark Clayton	10/7/84	at Pittsburgh	5	110	0	33
Mark Duper	11/2/86	HOUSTON	2	110	1	85t
Jim Jensen	11/6/88	at New England	12	110	0	17
Scott Schwedes	12/18/88	at Pittsburgh	4	110	0	42
Tony Martin	10/4/93	Washington	4	110	1	80t
Irving Fryar	12/4/94	BUFFALO	5	110	2	45t
Irving Fryar	9/3/95	N.Y. JETS	5	110	2	50t
O.J. McDuffie	11/23/97	at New England	9	110	0	27
Marty Booker	10/22/06	GREEN BAY	7	110	1	40
Greg Camarillo	12/13/09	at Jacksonville	7	110	0	24
Jarvis Landry	9/20/15	at Jacksonville	8	110	0	36
DeVante Parker	10/4/20	SEATTLE	10	110	0	21
Jim Kiick	10/26/69	BUFFALO	3	109	1	53t
Duriel Harris	9/11/83	NEW ENGLAND	4	109	1	64t
Nat Moore	9/29/85	at Denver	5	109	1	69t
Mark Clayton	10/19/86	L.A. RAIDERS	4	109	1	68t
Mark Duper	11/16/86	at Buffalo	7	109	1	27t
* Keith Jackson	1/8/95	at San Diego	8	109	2	31
Tony Martin	12/5/99	INDIANAPOLIS	6	109	1	33t
Chris Chambers	9/16/07	DALLAS	9	109	0	24
Greg Camarillo	12/16/07	BALTIMORE	3	109	1	64t
Brandon Marshall	10/17/11	at N.Y. Jets	6	109	0	46
Charles Clay	9/15/13	at Indianapolis	5	109	0	67
Paul Warfield	10/31/71	at L.A. Rams	3	108	1	74t
Mark Clayton	12/12/88	CLEVELAND	8	108	2	21
O.J. McDuffie	11/6/94	INDIANAPOLIS	7	108	1	28t
Ted Ginn, Jr.	9/21/09	INDIANAPOLIS	11	108	0	21
Jarvis Landry	12/17/16	at N.Y. Jets	3	108	1	66t
Mark Duper	12/2/85	CHICAGO	5	107	0	52
Scott Schwedes	11/12/89	at N.Y. Jets	3	107	1	65t
Terry Kirby	12/13/93	Pittsburgh	7	107	0	47
Anthony Fasano	11/14/10	TENNESSEE	5	107	1	31



DOLPHINS OUTSTANDING PERFORMANCES

GAMES OF 100+ RECEIVING YARDS

PLAYER	DATE	OPPONENT	NO.	YDS.	TD	LG
Brian Hartline	11/4/12	at Indianapolis	8	107	0	35
Jakeem Grant Sr.	12/24/17	at Kansas City	4	107	1	65t
Larry Seiple	11/16/69	at Buffalo	8	106	0	25
Nat Moore	10/17/76	KANSAS CITY	5	106	0	39
* Duriel Harris	1/2/82	SAN DIEGO	6	106	0	34
Mark Clayton	10/28/84	BUFFALO	3	106	2	65t
Mark Clayton	9/15/85	INDIANAPOLIS	8	106	1	26
Tony Martin	12/1/91	TAMPA BAY	5	106	1	51
Mark Duper	12/15/91	at San Diego	8	106	0	39
O.J. McDuffie	11/10/96	INDIANAPOLIS	6	106	1	36
Charles Jordan	11/30/97	at Oakland	5	106	2	44t
Brandon Marshall	12/19/10	BUFFALO	11	106	1	16
Brandon Marshall	11/6/11	at Kansas City	8	106	1	30
DeVante Parker	1/3/16	NEW ENGLAND	5	106	1	46
DeVante Parker	9/18/16	at New England	8	106	0	28
Kenny Stills	9/9/18	TENNESSEE	4	106	2	75t
Jaylen Waddle	10/30/22	at Detroit	8	106	2	29t
Preston Williams	10/11/20	at San Francisco	4	106	1	47
Nat Moore	11/4/84	at N.Y. Jets	5	105	1	37t
Andre Brown	10/29/89	at Buffalo	5	105	1	44t
O.J. McDuffie	12/13/98	N.Y. JETS	11	105	1	20
Mike Wallace	10/6/13	BALTIMORE	7	105	0	49
Mike Wallace	12/15/13	NEW ENGLAND	6	105	1	39
Joe Auer	11/27/66	NEW ENGLAND	5	104	1	22
Karl Noonan	9/14/68	HOUSTON	7	104	1	44
Paul Warfield	10/3/71	N.Y. JETS	4	104	0	-
Paul Warfield	9/15/74	at New England	5	104	0	39
Howard Twilley	10/17/76	KANSAS CITY	8	104	1	20
Mark Clayton	12/13/87	at Philadelphia	7	104	2	21
Tony Martin	10/13/91	at Kansas City	4	104	0	54
Chris Chambers	11/7/04	ARIZONA	7	104	0	30
Marty Booker	9/11/05	DENVER	5	104	1	60t
Mike Wallace	12/14/14	at New England	5	104	1	50
Paul Warfield	12/15/73	DETROIT	6	103	4	29
Irving Fryar	9/26/93	at Buffalo	7	103	1	36t
Mark Ingram	10/31/93	Kansas city	4	103	1	77t
Irving Fryar	11/7/93	at N. Y. Jets	6	103	1	65t
Irving Fryar	11/27/94	at N.Y. Jets	5	103	0	25
Oronde Gadsden	12/5/99	INDIANAPOLIS	6	103	1	24t
Chris Chambers	11/21/04	at Seattle	9	103	1	28
Marty Booker	12/10/06	NEW ENGLAND	8	103	1	32t
Brandon Marshall	11/24/11	at Dallas	5	103	1	39
DeVante Parker	11/13/16	at San Diego	5	103	0	56
Jarvis Landry	12/11/16	ARIZONA	4	103	0	71
Tyreek Hill	12/25/22	GREEN BAY	4	103	0	52
Jack Clancy	10/8/67	KANSAS CITY	6	102	0	28
Larry Seiple	11/2/69	at N.Y. Jets	7	102	2	29t
Nat Moore	11/9/75	N.Y. JETS	4	102	0	63
Nat Moore	12/15/79	N.Y. JETS	5	102	0	34
Tony Nathan	11/20/80	SAN DIEGO	7	102	1	20
Mark Duper	9/28/86	SAN FRANCISCO	7	102	0	24
Mark Duper	10/5/86	at New England	4	102	0	45
Mark Clayton	12/10/89	NEW ENGLAND	6	102	0	34
Mark Clayton	12/24/89	KANSAS CITY	6	102	1	35
O.J. McDuffie	11/29/98	NEW ORLEANS	9	102	3	22t
Tony Martin	12/27/99	N.Y. JETS	6	102	1	32t
Oronde Gadsden	11/4/01	CAROLINA	5	102	0	61
Chris Chambers	9/29/02	at Kansas City	6	102	0	38
Randy McMichael	10/19/03	NEW ENGLAND	8	102	0	22
Marty Booker	11/13/05	NEW ENGLAND	5	102	0	35
Brandon Marshall	12/26/10	DETROIT	10	102	0	14
* Jarvis Landry	1/8/17	at Pittsburgh	11	102	0	17
Jaylen Waddle	9/25/22	BUFFALO	4	102	0	45
Jim Mandich	9/29/74	at San Diego	4	101	0	44
* Tony Nathan	1/4/86	CLEVELAND	10	101	0	39



DOLPHINS OUTSTANDING PERFORMANCES

GAMES OF 100+ RECEIVING YARDS

PLAYER	DATE	OPPONENT	NO.	YDS.	TD	LG
Tony Nathan	9/28/86	SAN FRANCISCO	10	101	0	18
Mark Duper	10/19/86	L.A. RAIDERS	5	101	0	44
Tony Martin	9/13/99	at Denver	4	101	0	40
Chris Chambers	11/25/01	at Buffalo	5	101	2	32t
Chris Chambers	11/27/05	at Oakland	6	101	0	24
Chris Chambers	9/23/07	at N.Y. Jets	6	101	0	26
Mark Duper	11/1/87	PITTSBURGH	5	100	1	50t
Mark Clayton	9/29/91	at N.Y. Jets	7	100	1	25
Mark Duper	11/16/92	BUFFALO	5	100	0	55
Keith Jackson	9/18/94	N.Y. JETS	6	100	0	35
Charles Jordan	9/14/97	at Green Bay	4	100	1	44
Kenny Stills	10/23/16	BUFFALO	5	100	1	66t

GAMES OF 100+ RUSHING YARDS

PLAYER	DATE	OPPONENT	ATT.	YDS.	TD	LG
Ricky Williams	12/1/02	at Buffalo	27	228	2	55t
Ricky Williams	12/9/02	CHICAGO	31	216	2	63t
Jay Ajayi	10/23/16	BUFFALO	28	214	1	53
* Lamar Smith	12/30/00	INDIANAPOLIS	40	209	2	24
Jay Ajayi	12/24/16	at Buffalo	32	206	1	57
Jay Ajayi	10/16/16	PITTSBURGH	25	204	2	62t
Reggie Bush	12/18/11	at Buffalo	25	203	1	76t
+ Mercury Morris	9/30/73	NEW ENGLAND	15	197	3	70t
Ricky Williams	12/29/02	at New England	31	185	2	30
Lamar Miller	12/28/14	N.Y. JETS	19	178	1	97t
Lamar Miller	10/25/15	HOUSTON	14	175	1	85t
Gary Davis	12/17/77	BUFFALO	26	172	1	60t
Ricky Williams	12/24/05	TENNESSEE	26	172	1	35
Reggie Bush	9/16/12	Oakland	26	172	2	65t
Troy Stradford	11/22/87	at Dallas	17	169	1	51
Sammie Smith	9/9/90	at New England	23	159	1	27
Lamar Smith	1/6/02	BUFFALO	30	158	1	25
Ronnie Brown	11/5/06	at Chicago	29	157	0	27
Lamar Smith	10/23/00	at N.Y. Jets	23	155	2	68t
Ricky Williams	9/21/03	BUFFALO	42	153	1	21
Karim Abdul-Jabbar	12/22/96	at N.Y. Jets	30	152	1	17t
Abner Haynes	9/17/67	DENVER	12	151	2	65t
Delvin Williams	11/9/80	at Los Angeles	12	151	0	65
Ricky Williams	9/22/02	N.Y. JETS	24	151	1	53t
Bernie Parmalee	10/16/94	L.A. RAIDERS	30	150	0	26
Lorenzo Hampton	11/24/86	N.Y. JETS	19	148	2	54t
Mark Higgs	9/1/91	at Buffalo	30	146	1	20
** Larry Csonka	1/13/74	vs. Minnesota	33	145	2	14t
Lamar Smith	9/3/00	SEATTLE	27	145	1	36
Mercury Morris	11/11/73	BALTIMORE	12	144	2	53t
Delvin Williams	11/12/78	at Buffalo	26	144	2	26t
Lamar Smith	10/7/01	NEW ENGLAND	29	144	1	17
Ricky Williams	11/24/02	SAN DIEGO	29	143	2	19
Leroy Harris	12/5/77	BALTIMORE	17	140	1	77t
Benny Malone	10/9/77	at Baltimore	12	139	2	62t
Larry Csonka	10/24/71	at N.Y. Jets	20	137	2	21t
Ronnie Brown	9/21/09	INDIANAPOLIS	24	136	2	19
Raheem Mostert	12/17/22	at Buffalo	17	136	0	67
Delvin Williams	9/17/78	BUFFALO	24	135	1	18t
Ronnie Brown	9/30/07	OAKLAND	15	134	1	60
Knowshon Moreno	9/7/14	NEW ENGLAND	24	134	1	15
Ricky Williams	9/15/02	at Indianapolis	24	132	0	19
Ronnie Brown	9/25/05	CAROLINA	23	132	1	58
Mark Higgs	12/1/91	TAMPA BAY	25	131	1	19t
Jay Ajayi	10/15/17	at Atlanta	26	130	0	18
Andra Franklin	12/5/82	MINNESOTA	28	129	1	12t
Bernie Parmalee	12/12/94	KANSAS CITY	19	127	1	47t
Karim Abdul-Jabbar	11/15/98	at Carolina	25	127	1	30
Ronnie Brown	10/15/06	at N.Y. Jets	22	127	1	26
Mercury Morris	10/5/75	at Green Bay	31	125	0	11



DOLPHINS OUTSTANDING PERFORMANCES

GAMES OF 100+ RUSHING YARDS

PLAYER	DATE	OPPONENT	ATT.	YDS.	TD	LG
Lamar Smith	11/5/00	at Detroit	24	125	2	46t
Ricky Williams	9/14/03	at N.Y. Jets	34	125	1	22
Ronnie Brown	10/5/08	SAN DIEGO	24	125	1	13
Mercury Morris	10/26/75	at Buffalo	20	124	0	35
Karim Abdul-Jabbar	9/15/96	N.Y. JETS	23	124	2	29
Jesse Chatman	11/11/07	BUFFALO	27	124	0	23
Larry Csonka	12/2/74	CINCINNATI	24	123	0	24
Sammie Smith	11/5/89	Indianapolis	25	123	0	25
Bernie Parmalee	10/30/94	at New England	25	123	0	17
Sammy Morris	12/10/06	NEW ENGLAND	25	123	1	44
Kalen Ballage	12/16/18	at Minnesota	12	123	1	75t
Jay Ajayi	9/17/17	at L.A. Chargers	28	122	0	20
Salvon Ahmed	12/20/20	NEW ENGLAND	22	122	1	31
Larry Csonka	11/9/69	at Boston	16	121	1	54t
Jim Kiick	10/24/71	at N.Y. Jets	17	121	0	24
Don Nottingham	9/28/75	at New England	16	120	1	40t
Troy Stradford	12/7/87	N.Y. JETS	30	120	3	21
Bernie Parmalee	10/22/95	at N.Y. Jets	24	120	0	25
Kenyan Drake	12/3/17	DENVER	23	120	1	42t
Benny Malone	10/31/76	NEW ENGLAND	21	119	0	17
Delvin Williams	9/3/78	at N.Y. Jets	11	119	1	58t
Tony Nathan	12/6/81	NEW ENGLAND	17	119	0	24
Ricky Williams	11/19/09	at Carolina	22	119	2	46t
Jeff Wilson Jr.	11/13/22	vs. Cleveland	17	119	1	20
Larry Csonka	9/17/72	at Kansas City	21	118	1	17t
Benny Malone	10/24/76	at Tampa Bay	22	118	1	28
* Larry Csonka	12/30/73	OAKLAND	29	117	3	15
Duke Johnson	1/9/22	NEW ENGLAND	25	117	1	27
Mercury Morris	11/7/71	BUFFALO	13	116	1	45
Delvin Williams	10/22/78	at New England	19	116	1	24
Larry Csonka	12/6/70	NEW ENGLAND	21	115	1	30
Karim Abdul-Jabbar	9/1/96	NEW ENGLAND	26	115	1	14
Ronnie Brown	12/31/06	at Indianapolis	21	115	0	47
Ronnie Brown	10/4/09	BUFFALO	20	115	2	38
Ricky Williams	11/29/09	at Buffalo	27	115	1	11
Larry Csonka	11/27/72	ST. LOUIS	16	114	0	20
Larry Csonka	10/15/73	at Cleveland	21	114	2	13
* Larry Csonka	12/21/74	at Oakland	24	114	0	26
Mercury Morris	10/19/75	at N.Y. Jets	16	114	1	49
Mark Higgs	10/24/93	Indianapolis	17	114	0	31
Ronnie Brown	10/7/07	at Houston	23	114	1	22
Kenyan Drake	12/11/17	NEW ENGLAND	25	114	0	31
Mercury Morris	12/3/72	at New England	15	113	0	20
Ronnie Brown	9/21/08	at New England	17	113	4	62t
Reggie Bush	12/24/11	at New England	22	113	0	12
Lamar Miller	10/18/15	at Tennessee	19	113	1	22
Lamar Miller	12/6/15	BALTIMORE	20	113	0	22
Raheem Mostert	10/9/22	at N.Y. Jets	18	113	1	24
** Larry Csonka	1/14/73	vs. Washington	15	112	0	22
* Andra Franklin	1/8/83	NEW ENGLAND	26	112	1	13
Ronnie Brown	9/23/07	at N.Y. Jets	23	112	2	13
Jim Kiick	11/10/68	at Buffalo	23	111	1	25t
Benny Malone	10/3/76	L.A. RAMS	21	111	1	20
Mark Higgs	9/8/91	INDIANAPOLIS	27	111	0	24
Mark Higgs	9/20/92	L.A. RAMS	23	111	0	12
Ricky Williams	9/8/02	DETROIT	20	111	2	37
Ricky Williams	12/21/03	at Buffalo	29	111	0	22
Jay Ajayi	11/6/16	N.Y. JETS	24	111	1	20t
Troy Stradford	11/1/87	PITTSBURGH	19	110	1	13
Ronnie Brown	12/25/06	N.Y. JETS	18	110	0	17
Lorenzo Hampton	12/22/86	NEW ENGLAND	13	109	0	20
Larry Csonka	11/30/70	at Atlanta	19	108	1	18
Jim Kiick	9/26/71	at Buffalo	20	108	0	16
Benny Malone	11/3/74	ATLANTA	24	108	1	13
Leroy Harris	11/20/77	at Cincinnati	20	108	0	16
Sammie Smith	12/30/90	INDIANAPOLIS	29	108	1	13



DOLPHINS OUTSTANDING PERFORMANCES

GAMES OF 100+ RUSHING YARDS

PLAYER	DATE	OPPONENT	ATT.	YDS.	TD	LG
Mark Higgs	11/21/93	New England	19	108	0	29
Karim Abdul-Jabbar	10/19/97	at Baltimore	22	108	3	15
Karim Abdul-Jabbar	9/6/98	at Indianapolis	23	108	1	16
Karim Abdul-Jabbar	9/20/98	PITTSBURGH	33	108	1	18
Ricky Williams	1/1/06	at New England	28	108	1	09
Ricky Williams	12/13/09	at Jacksonville	28	108	1	12
Lamar Miller	9/21/14	KANSAS CITY	15	108	0	24
Larry Csonka	10/22/72	BUFFALO	18	107	1	21
Mercury Morris	11/19/72	N.Y. JETS	23	107	2	20t
Larry Csonka	11/4/73	at N.Y. Jets	19	107	0	16
Norm Bulaich	9/13/76	at Buffalo	19	107	0	26
Delvin Williams	10/9/78	CINCINNATI	24	107	0	19
Andra Franklin	12/12/82	at New England	23	107	0	15
Mark Higgs	11/8/92	at Indianapolis	20	107	1	22
Lamar Smith	12/10/01	INDIANAPOLIS	28	107	0	17
Ricky Williams	11/23/03	WASHINGTON	23	107	2	24t
Ricky Williams	12/15/03	PHILADELPHIA	18	107	1	45
Daniel Thomas	9/18/11	Houston	18	107	0	14
Duke Johnson	12/19/21	N.Y. Jets	22	107	2	12
Jim Kick	11/2/69	at N.Y. Jets	15	106	0	27
Mercury Morris	11/5/72	at Buffalo	11	106	2	33
* Mercury Morris	12/23/73	CINCINNATI	20	106	1	25
Larry Csonka	9/29/74	at San Diego	21	106	2	14
J.J. Johnson	11/21/99	NEW ENGLAND	31	106	1	14
Ronnie Brown	10/30/05	at New Orleans	23	106	0	35
Benny Malone	10/16/77	N.Y. JETS	22	105	1	15t
Joe Carter	10/14/84	HOUSTON	13	105	1	25
Ricky Williams	10/6/02	NEW ENGLAND	36	105	0	12
Ricky Williams	11/16/03	BALTIMORE	36	105	0	16
Ricky Williams	11/9/08	SEATTLE	12	105	1	51t
Lamar Miller	10/31/13	CINCINNATI	16	105	0	41
Daniel Thomas	12/8/13	at Pittsburgh	16	105	1	55
Jim Kick	10/6/68	at Houston	26	104	0	12
Larry Csonka	11/29/71	CHICAGO	16	104	1	19
Larry Csonka	9/16/73	SAN FRANCISCO	22	104	0	25
Benny Malone	10/27/74	BALTIMORE	19	104	1	23t
Benny Malone	12/8/74	at Baltimore	17	104	0	17
Gary Davis	11/24/77	at St. Louis	20	104	0	16
Karim Abdul-Jabbar	11/3/96	at New England	29	104	2	15
Ricky Williams	11/27/03	at Dallas	31	104	0	15
Reggie Bush	12/16/12	Jacksonville	21	104	0	53
Larry Csonka	9/26/71	at Buffalo	20	103	1	17
Andra Franklin	9/12/82	at N.Y. Jets	28	103	2	18
Bernie Parmalee	11/5/95	at San Diego	19	103	0	40
Karim Abdul-Jabbar	11/9/97	N.Y. JETS	25	103	2	13
Reggie Bush	10/30/11	at N.Y. Giants	15	103	0	35
Reggie Bush	12/11/11	Philadelphia	14	103	0	16
Larry Csonka	10/8/72	at N.Y. Jets	18	102	0	15
Don Nottingham	10/27/74	BALTIMORE	19	102	1	24
Don Nottingham	10/5/75	at Green Bay	21	102	3	14
Bernie Parmalee	11/26/95	at Indianapolis	20	102	0	15
Ricky Williams	11/17/02	BALTIMORE	26	102	2	18
Ricky Williams	11/15/09	TAMPA BAY	20	102	0	27
Andra Franklin	11/1/81	BALTIMORE	23	101	0	15
Ricky Williams	12/15/02	OAKLAND	27	101	0	16
Ronnie Brown	10/14/07	at Cleveland	19	101	0	15
Ronnie Brown	11/16/08	OAKLAND	16	101	0	21
Frank Gore	10/14/18	CHICAGO	15	101	0	32
Mercury Morris	10/28/73	at New England	14	100	1	11
Terry Kirby	9/18/94	N.Y. JETS	15	100	1	30
Lamar Smith	12/3/00	at Buffalo	28	100	0	22
Reggie Bush	12/4/11	Oakland	22	100	1	29

* Playoff game

** Super Bowl

+ Single-game record by two rushers, 277 yards; includes Larry Csonka 18 for 80.



OPPONENT INDIVIDUAL RECORDS

The following individual records relate solely to play against the Miami Dolphins. They include National Football League regular-season statistics only – with the exception of those single-game records marked by "*" or "**"

* - Playoff Game

** - Super Bowl

SERVICE

MOST GAMES PLAYED

36	Tom Brady, NE (2001-19), TB (2021)
32	Pat Leahy, N.Y. Jets (1974-91)
28	Andre Reed, Buffalo (1985-99)
28	Jim Ritcher, Buffalo (1980-95)
28	Bruce Smith, Buff., Wash. (1985-03)

RUSHING

MOST RUSHING YARDS

CAREER

1,620	Thurman Thomas, Buffalo (20 games), 364 att.
1,507	Freeman McNeil, N.Y. Jets (21 games), 281 att.
1,507	Curtis Martin, N.E., N.Y. Jets (20 games), 409 att.
1,177	O.J. Simpson, Buffalo (16 games), 240 att.
1,065	Eric Dickerson, L.A. Rams, Ind., L.A. Raiders (11 games), 231 att.

GAME

203	O.J. Simpson, Buffalo (12/5/76 at Miami), 24 att.
203	Rueben Mayes, New Orleans (12/7/86 at New Orleans), 28 att.
199	Earl Campbell, Houston (11/20/78 at Houston), 28 att.
*199	Terrell Davis, Denver (1/9/99 at Denver), 21 att.
179	Justin Fargas, Oakland (9/30/07 at Miami), 22 att.

MOST RUSHING ATTEMPTS

CAREER

409	Curtis Martin, N.E., N.Y. Jets (20 games)
364	Thurman Thomas, Buffalo (20 games)
281	Freeman McNeil, N.Y. Jets (21 games)
240	O.J. Simpson, Buffalo (16 games)
235	Lydell Mitchell, S.D., Balt. (12 games)

GAME

**38	John Riggins, Washington (1/30/83 at Pasadena), 166 yards
38	Lee Suggs, Cleveland (12/26/04 at Miami), 143 yards
36	James Jones, Detroit (10/27/85 at Detroit), 114 yards
36	Curtis Martin, N.Y. Jets (10/4/98 at New York), 108 yards
35	Lydell Mitchell, Baltimore (12/9/73 at Baltimore), 104 yards
35	Thurman Thomas, Buffalo (12/17/95 at Buffalo), 148 yards
35	Travis Henry, Buffalo (12/1/02 at Buffalo), 151 yards

MOST RUSHING TOUCHDOWNS

CAREER

13	Curtis Martin, N.E., N.Y. Jets (20 games)
9	Jim Nance, Boston, N.Y. Jets (12 games)
8	Thurman Thomas, Buffalo (20 games)
7	Marcus Allen, Oak./L.A. Raiders, K.C.

GAME

4	Earl Campbell, Houston (11/20/78 at Miami)
3	Paul Robinson, Cincinnati (11/17/68 at Cincinnati)

3	Don McCauley, Baltimore (11/23/75 at Miami)
3	Marcus Allen, L.A. Raiders (12/2/84 at Miami)
3	Merril Hoge, Pittsburgh (11/26/89 at Miami)
3	Ernest Byner, Washington (12/2/90 at Washington)
3	Rod Bernstine, San Diego (12/15/91 at San Diego)
3	Kenneth Davis, Buffalo (12/19/93 at Miami)
3	Natronne Means, San Diego (12/27/93 at San Diego)
3	Curtis Martin, New England (11/3/96 at New England)
3	Daunte Culpepper, Oakland (9/30/07 at Miami)

HIGHEST RUSHING AVERAGE

CAREER (min: 75 att.)

5.4	Freeman McNeil, N.Y. Jets (21 games), 281/1,507 yards
5.1	Jim Nance, Bos./NYJ (12 games), 183/933 yards
5.02	Mosi Tatupu, New England (25 games), 90/452 yards
5.01	Hoyle Granger, Houston (9 games), 142/712 yards
5.00	Earl Campbell, Houston (4 games), 107/535 yards

GAME (min: 10 att.)

11.9	Justin Fields, Chicago (11/6/22 at Chicago), 15/178 yards
11.3	Colin Kaepernick, San Francisco (11/27/16 at Miami), 10/113 yards
11.1	Laurence Maroney, New England (12/23/07 at New England), 14/156 yards
10.4	Curtis Brown, Buffalo (11/12/78 at Buffalo), 11/114 yards
10.2	Johnny Hector, N.Y. Jets (12/22/91 at Miami), 13/132 yards

MOST 100-YARD RUSHING GAMES

7	Eric Dickerson, L.A. Rams, Ind., L.A. (11 games)
6	Thurman Thomas, Buffalo (20 games)
5	Freeman McNeil, N.Y. Jets (21 games)
5	Jim Nance, Bos., N.Y. Jets (12 games)
5	Curtis Martin, N.E., N.Y. Jets (20 games)

LONGEST RUNS FROM SCRIMMAGE

*90t	Fred Taylor, Jacksonville (1/15/00 at Jacksonville)
81t	Earl Campbell, Houston (11/20/78 at Houston)
80t	Carl Garrett, Boston (11/9/69 at Boston)
79t	Lamar Jackson, Baltimore (9/18/22 at Baltimore)
77t	Fred Taylor, Jacksonville (10/12/98 at Jacksonville)
76t	Robert Holmes, Kansas City (9/28/68 at Miami)
75t	O.J. Simpson, Buffalo (12/5/76 at Miami)
75t	Reuben Droughns, Cleveland (11/20/05 at Cleveland)
71	Kerryon Johnson, Detroit (10/21/18 at Miami)
70t	Ahman Green, Green Bay (10/22/06 at Miami)

PASSING

MOST PASSING YARDS

CAREER

8,596	Tom Brady, NE, TB (36 games)
5,397	Drew Bledsoe, NE, Buff. (22 games)
4,902	Joe Ferguson, Buff., TB, Ind. (25 games)
4,560	Jim Kelly, Buffalo (20 games)
3,837	Ken O'Brien, N.Y. Jets, Phil. (17 games)



OPPONENT INDIVIDUAL RECORDS

GAME

517	Tom Brady, New England (9/12/11 at Miami), 32 of 48
479	Ken O'Brien, N.Y. Jets (9/21/86 at New York), 29 of 43
436	James Harris, L.A. Rams (10/3/76 at Miami), 17 of 29
*433	Dan Fouts, San Diego (1/2/82 at Miami), 33 of 53
433	Andrew Luck, Indianapolis (11/4/12 at Indianapolis), 30 of 48

MOST PASS ATTEMPTS

CAREER

1,170	Tom Brady, NE, TB (36 games)
765	Drew Bledsoe, N.E., Buff. (22 games)
722	Joe Ferguson, Buff., T.B., Ind. (25 games)
621	Jim Kelly, Buffalo (20 games)
521	Steve Grogan, New England (22 games)

GAME

62	Josh Allen, Buffalo (9/25/22 at Miami), 42 completions
61	Jared Goff, L.A. Rams (11/1/20 at Miami), 35 completions
59	Vinny Testaverde, N.Y. Jets (10/23/00 at New York), 36 completions
56	Dan Fouts, San Diego (11/18/84 at San Diego), 37 completions
56	Tom Brady, New England (9/7/14 at Miami), 29 completions
56	Andy Dalton, Cincinnati (12/22/19 at Miami), 33 completions

MOST PASS COMPLETIONS

CAREER

717	Tom Brady, NE, TB (36 games)
418	Joe Ferguson, Buff., T.B., Ind. (25 games)
412	Drew Bledsoe, N.E., Buff. (22 games)
388	Jim Kelly, Buffalo (20 games)
303	Ken O'Brien, N.Y. Jets, Phil. (17 games)

GAME

42	Josh Allen, Buffalo (9/25/22 at Miami), 63 att.
39	Justin Herbert, L.A. Chargers (12/11/22 at Los Angeles), 51 att.
38	Joe Ferguson, Buffalo (10/9/83 at Miami), 55 att.
37	Dan Fouts, San Diego (11/18/84 at San Diego), 56 att.
36	Vinny Testaverde, N.Y. Jets (10/23/00 at New York), 59 att.
36	Joe Flacco, Baltimore (12/4/16 at Baltimore), 47 att.

MOST CONSECUTIVE PASS COMPLETIONS

15	Steve DeBerg, San Francisco (11/16/80 at Miami)
----	---

MOST TOUCHDOWN PASSES

CAREER

72	Tom Brady, N.E., T.B. (36 games)
30	Drew Bledsoe, N.E., Buff. (22 games)
27	Josh Allen, Buffalo, (10 games)
26	Joe Ferguson, Buff., T.B., Ind. (25 games)
25	Ken O'Brien, N.Y. Jets, Phil. (17 games)

GAME

6	Tom Brady, New England (10/21/07 at Miami)
5	Len Dawson, Kansas City (10/8/67 at Kansas City)
5	Babe Parilli, Boston (10/15/67 at Boston)
5	Joe Ferguson, Buffalo (10/9/83 at Miami)

5	Vinny Testaverde, N.Y. Jets (10/23/00 at New York)
5	Trent Green, Kansas City (9/29/02 at Kansas City)
5	Deshawn Watson, Houston (10/25/18 at Houston)
5	Lamar Jackson, Baltimore (9/8/19 at Miami)
5	Tom Brady, Tampa Bay (10/10/21 at Tampa Bay)

MOST PASSES HAD INTERCEPTED

CAREER

33	Joe Ferguson, Buff., T.B., Ind. (25 games)
29	Drew Bledsoe, NE, Buff. (22 games)
27	Tom Brady, NE, TB (36 games)
25	Richard Todd, N.Y. Jets (14 games)
25	Steve Grogan, New England (22 games)

GAME

6	Joe Namath, N.Y. Jets (10/19/75 at New York), 24 att.
6	Donald Hollas, Oakland (12/6/98 at Oakland), 31 att.
*5	Mike Phipps, Cleveland (12/24/72 at Miami), 23 att.
5	Bill Troup, Baltimore (9/10/78 at Baltimore), 33 att.
5	Ken Stabler, Oakland (12/10/78 at Miami), 36 att.
5	Joe Ferguson, Buffalo (9/7/80 at Buffalo), 32 att.
5	Joe Ferguson, Buffalo (11/21/82 at Buffalo), 28 att.
*5	Dan Fouts, San Diego (1/6/83 at Miami), 34 att.
*5	Richard Todd, N.Y. Jets (1/23/83 at Miami), 37 att.
5	Richard Todd, N.Y. Jets (10/16/83 at New York), 26 att.
5	Drew Bledsoe, New England (11/21/99 at Miami), 34 att.

HIGHEST COMPLETION PERCENTAGE

CAREER (min: 100 attempts)

69.9	Troy Aikman, Dallas (four games), 102 of 146 att.
69.2	Russell Wilson, Seattle (three games), 72 of 104 att.
68.9	Warren Moon, Hou., Minn. (six games), 102 of 148 att.
68.3	Eli Manning, NYG, (four games), 86 of 126 att.
68.2	Mac Jones, N.E. (four games), 90 of 132 att.

GAME (min: 20 attempts)

87.1	Eli Manning, N.Y. Giants (12/14/15 at Miami), 27 of 31
85.7	Ben Roethlisberger, Pittsburgh (11/26/07 at Pittsburgh), 18 of 21
85.0	Lamar Jackson, Baltimore (9/8/19 at Miami), 17 of 20
84.0	Tom Brady, New England (10/21/07 at Miami), 21 of 25
82.6	Warren Moon, Houston (10/1/89 at Houston), 19 of 23

MOST 300-YARD PASSING GAMES

CAREER

9	Tom Brady, NE, TB (36 games)
6	Drew Bledsoe, N.E., Buff. (22 games)
6	Philip Rivers, San Diego/L.A. Chargers (nine games)
4	Derek Carr, Oakland/Las Vegas (five games)
3	Ken O'Brien, N.Y. Jets, Phil. (16 games)
3	Joe Ferguson, Buff., T.B., Ind. (25 games)
3	Jim Kelly, Buffalo (20 games)
3	Vinny Testaverde, T.B., Clev., Bal., N.Y. Jets (11 games)
3	Andrew Luck, Indianapolis (three games)
3	Josh Allen, Buffalo (10 games)

LONGEST PASS PLAYS

99t	Tom Brady to Wes Welker (9/12/11 vs. New England)
93t	Mike Livingston to Otis Taylor, 79 yards; lateral to Robert Holmes, 14 yards (10/19/69 at Kansas City)
92t	Joe Ferguson to Frank Lewis (9/17/78 (vs. Buffalo)
89t	Len Dawson to Otis Taylor (11/13/66 at Kansas City)
89t	Joe Namath to Richard Caster (10/7/74 at N.Y. Jets)



OPPONENT INDIVIDUAL RECORDS

87t	Charlie Batch to Heath Miller (9/7/06 at Pittsburgh)
86t	Aaron Rodgers to Greg Jennings (10/17/10 at Green Bay)
85t	Derek Carr to Nelson Agholor (12/26/20 at Las Vegas)
84t	Drew Bledsoe to Ben Coates (11/3/96 at New England)
84t	Eli Manning to Odell Beckham Jr. (12/14/15 vs. N.Y. Giants)
83t	Jim Kelly to Andre Reed (12/4/94 vs. Buffalo)
83t	Lamar Jackson to Marquise Brown (9/8/19 vs. Baltimore)
*82t	Daryle Lamonica to Rod Sherman (12/27/70 at Oakland)
82t	Dan Pastorini to Charlie Joiner (9/24/72 vs. Houston)
82t	Tom Brady to Troy Brown (10/19/03 vs. New England)
81t	Tom Brady to Sam Aiken (12/6/09 vs. New England)
80t	Sam Wyche to Bob Trumpy (11/17/68 vs. Cincinnati)
80t	Ken Anderson to Isaac Curtis (11/28/63 vs. Cincinnati)
80t	Warren Moon to Butch Woolfolk (9/8/85 at Houston)
80t	Mike Pagel to Wayne Capers (11/17/85 at Indianapolis)
80t	John Friesz to Brian Blades (10/6/96 vs. Seattle)
80t	Alex Van Pelt to Eric Moulds (11/25/01 at Buffalo)
80t	Peyton Manning to Dallas Clark (9/21/09 vs. Indianapolis)

GAME

4	Jimmie Giles, Tampa Bay (10/20/85 at Miami)
4	Wesley Walker, N.Y. Jets (9/21/86 at New York)
4	Irving Fryar, Philadelphia (10/20/96 at Philadelphia)
3	18 times; last by Danny Woodhead, San Diego (12/20/15 at San Diego)

HIGHEST RECEIVING AVERAGE

CAREER (min: 40 receptions)

20.2	Stanley Morgan, N.E., Ind. (25 games), 68/1,371 yards
19.2	Lee Evans, Buff. (13 games), 43/827 yards
19.2	Wesley Walker, N.Y. Jets (19 games), 70/1,342 yards
18.0	Frank Lewis, Pit., Buff (14 games), 46/380 yards
17.3	Shawn Jefferson, S.D., N.E. (12 games), 42/726 yards

GAME (min: 3 receptions)

43.3	Theo Bell, Pittsburgh (11/30/80 at Pittsburgh), 4/173 yards
40.0	Butch Woolfolk, Houston (9/8/85 at Houston), 3/120 yards
39.0	Richard Caster, N.Y. Jets (10/7/74 at Miami), 3/117 yards
38.0	Stanley Morgan, New England (10/21/84 at New England), 3/114 yards

RECEIVING

MOST RECEPTIONS

CAREER

122	Andre Reed, Buffalo (28 games)
99	Wes Welker, N.E., Den. (12 games)
84	Marvin Harrison, Indianapolis (15 games)
84	Al Toon, N.Y. Jets (14 games)
76	Julian Edelman, New England (16 games)

GAME

15	Isaac Bruce, St. Louis (12/24/95 at St. Louis), 210 yards
14	Al Toon, N.Y. Jets (11/27/88 at New York), 181 yards
*13	Kellen Winslow, San Diego (1/2/82 at Miami), 166 yards
13	Antonio Gates, San Diego (12/11/05 at San Diego), 123 yards
13	Julian Edelman, New England (12/15/13 at Miami), 139 yards

MOST RECEIVING YARDS

CAREER

1,731	Andre Reed, Buffalo (28 games), 122 receptions
1,371	Stanley Morgan, N.E., Ind. (25 games), 68 receptions
1,342	Wesley Walker, N.Y. Jets (19 games), 70 receptions
1,221	Eric Moulds, Buff., Hou. (21 games), 73 receptions
1,196	Wes Welker, N.E., Den. (12 games), 99 receptions

GAME

*240	Eric Moulds, Buffalo (1/2/99 at Miami), 9 receptions
221	Eric Decker, N.Y. Jets (12/28/14 at Miami), 10 receptions
220	Ron Jessie, Los Angeles (10/3/76 at Miami), 7 receptions
210	Isaac Bruce, St. Louis (12/24/95 at St. Louis), 15 receptions
196	Eric Moulds, Buffalo (11/25/01 at Buffalo), 6 receptions

MOST RECEIVING TOUCHDOWNS

CAREER

17	Wesley Walker, N.Y. Jets (19 games), 70 receptions
13	Irving Fryar, N.E., Phil., Wash. (20 games), 61 receptions
11	Laveranues Coles, N.Y. Jets, Wash. (15 games), 52 receptions
11	Eric Moulds, Buff., Hou. (21 games), 73 receptions
*10	Randy Moss, Minn., Oak., N.E., S.F. (12 games), 48 receptions
10	Andre Reed, Buffalo (28 games), 122 receptions

MOST 100-YARD RECEIVING GAMES

6	Wes Welker, N.E., Den. (12 games)
5	Al Toon, N.Y. Jets (14 games)
5	Andre Reed, Buffalo (28 games)
5	Stanley Morgan, N.E., Ind. (23 games)
4	Wesley Walker, N.Y. Jets (18 games)
4	Marvin Harrison, Indianapolis (15 games)
4	Randy Moss, Minn., Oak., N.E., S.F. (12 games)

FIELD GOALS

MOST FIELD GOALS

CAREER

46	Adam Vinatieri, N.E., Ind. (27 games)
38	Stephen Gostkowski, N.E. (26 games)
37	Pat Leahy, N.Y. Jets (32 games)
37	Nick Folk, Dal./N.Y. Jets/N.E. (21 games)
32	Steve Christie, T.B., Buff., S.D. (21 games)

GAME

5	Roy Gerela, Houston (9/28/69 at Houston), 5 att.
5	Dean Biasucci, Indianapolis (9/25/88 at Indianapolis), 6 att.
*5	Steve Christie, Buffalo (1/17/93 at Miami), 6 att.
5	Jason Elam, Denver (10/13/02 at Denver), 5 att.
5	Kris Brown, Houston (9/7/03 at Miami), 7 att.
5	Kris Brown, Houston (10/7/07 at Houston), 5 att.
5	Dan Carpenter, Buffalo (9/14/14 at Buffalo), 6 att.
5	Mike Nugent, Cincinnati (9/29/16 at Cincinnati), 5 att.
5	Harrison Butker, Kansas City (12/24/17 at Kansas City), 6 att.

LONGEST FIELD GOALS

59	Steve Christie, Buffalo (9/26/93 at Buffalo)
58	Jason Myers, Jacksonville (9/20/15 at Jacksonville)
57	Tyler Bass, Buffalo (10/31/21 at Buffalo)
57	Kris Brown, Houston (10/7/07 at Houston)
57	Randy Bullock, Cincinnati (12/22/19 at Miami)
57	Evan McPherson, Cincinnati (9/29/22 at Cincinnati)



OPPONENT INDIVIDUAL RECORDS

INTERCEPTIONS

MOST INTERCEPTIONS

CAREER

9	Nate Clements, Buff., S.F., Cin. (14 games)
7	Johnny Robinson, Kansas City (five games)
7	Roland James, New England (19 games)
6	Raymond Clayborn, N.E., Clev. (25 games)
6	Willie Brown, Oakland (six games)
6	Ronnie Lippett, New England (15 games)
6	Mike Prior, T.B., Ind., G.B. (14 games)
6	Victor Green, N.Y. Jets, N.E. (19 games)
6	Marcus Coleman, N.Y. Jets, Hou. (13 games)
6	Darrelle Revis, N.Y. Jets, T.B., N.E., K.C. (17 games)

GAME

3	Clarence Duren, San Diego (10/30/77 at Miami), 45 yards
3	Jeff Nixon, Buffalo (9/7/80 at Buffalo), 31 yards
3	Erik McMillan, N.Y. Jets (10/23/88 at Miami), 57 yards
3	Marcus Coleman, N.Y. Jets (10/23/00 at N.Y. Jets), 7 yards
3	Greg Wesley, Kansas City (9/29/02 at Kansas City), 71 yards
3	Nate Clements, Buffalo (10/20/02 at Miami), 39 yards

MOST INTERCEPTION RETURN YARDS

GAME

151	Mike Haynes, L.A. Raiders (12/2/84 at Miami), 2 interceptions
-----	---

LONGEST INTERCEPTION RETURNS

102t	Eddie Anderson, L.A. Raiders (12/14/92 at Miami), Dan Marino
100t	Aaron Glenn, N.Y. Jets (9/15/96 at Miami), Dan Marino
100t	Jimmy Hitchcock, New England (11/23/97 at New England), Dan Marino
100t	Darrelle Revis, N.Y. Jets (10/17/11 at N.Y. Jets), Matt Moore
98t	Marcus Coleman, N.Y. Jets (12/27/99 at Miami), Dan Marino
97t	Mike Haynes, L.A. Raiders (12/2/84 at Miami), Dan Marino
97t	Najee Mustafaa, Cleveland (10/10/93 at Cleveland), Scott Mitchell
90t	Steve Emtman, Indianapolis (10/25/92 at Miami), Dan Marino
*90t	Tory James, Oakland (1/6/01 at Oakland), Jay Fiedler

LONGEST PLAYS

PUNTS

89	Luke Prestridge, New England (10/21/84 at New England)
80	Chris Mohr, Buffalo (10/13/96 at Buffalo)
73	Rich Camanillo, New England (9/13/87 at New England)
73	Josh Miller, Pittsburgh (9/20/98 at Miami)
73	Todd Sauerbrun, Carolina (11/4/01 at Miami)
73	Ryan Wright, Minnesota (10/16/22 at Miami)

PUNT RETURNS

94t	Julian Edelman, New England (1/2/11 at New England)
93t	Johnnie Lee Higgins, Oakland (11/16/08 at Miami)
84t	Clarence Verdin, Indianapolis (10/25/92 at Miami)
84t	Isaiah McKenzie, Buffalo (1/3/21 at Buffalo)
83t	Billy Johnson, Houston (11/16/75 at Houston)

KICKOFF RETURNS

104t	Terrence McGee, Buffalo (12/5/04 at Miami)
103t	Brandon Tate, New England (10/5/10 at Miami)
103t	Devin Duvernay, Baltimore (9/18/22 at Baltimore)
102t	Harold Hart, Oakland (9/22/75 at Oakland)
102t	C.J. Spiller, Buffalo (9/14/14 at Buffalo)

FUMBLE RETURNS

100t	Chris Martin, Kansas City (10/13/91 at Kansas City), Sammie Smith
*79t	Neil Smith, Denver (1/9/99 at Denver), Oronde Gadsden
69t	Shea McClellin, New England (1/1/17 at Miami), Damien Williams
66t	Greg Townsend, L.A. Raiders (9/19/83 at L.A. Raiders), David Woodley
62t	Hugh Douglas, N.Y. Jets (12/22/96 at N.Y. Jets), Stanley Pritchett

BLOCKED FIELD GOALS

78t	George Radachowsky, N.Y. Jets (9/24/89 at Miami), Pete Stoyanovich
76t	Charles Romes, Buffalo (9/2/79 at Buffalo), Uwe von Schamann
62t	Kyle Arrington, New England (12/14/14 at New England), Caleb Sturgis





OPPONENT TOP TENS

RUSHING

PLAYER	TEAMS	GAMES	NO.	YDS.	AVG.	LG	TD
1. Thurman Thomas	Buffalo	20	364	1,620	4.5	30t	8
2. Freeman McNeil	N.Y. Jets	21	281	1,507	5.4	58	2
	New England, N.Y. Jets	20	409	1,507	3.7	37	13
4. O.J. Simpson	Buffalo	16	240	1,177	4.9	75t	4
5. Eric Dickerson	L.A. Rams, Ind., L.A. Raid.	11	231	1,065	4.6	40	6
6. Jim Nance	N.Y. Jets, Boston	12	183	933	5.1	30t	9
7. Lydell Mitchell	San Diego Baltimore	12	235	912	3.9	64t	6
8. Willis McGahee	Buffalo, Baltimore, Denver	10	232	848	3.7	31	2
9. Antowain Smith	Buffalo, N.E., N.O.	14	232	822	3.5	44	4
10. John Riggins	N.Y. Jets, Washington	13	183	761	4.2	N/A	5

PASSING

PLAYER	TEAMS	GAMES	ATT.	COMP.	YDS.	PCT.	TD	INT.
1. Tom Brady	New England, Tampa Bay	36	1,170	717	8,596	61.3	72	27
2. Drew Bledsoe	New England, Buffalo	22	765	412	5,397	53.9	30	29
3. Joe Ferguson	Buffalo, T.B., Ind.	25	722	418	4,902	57.9	26	33
4. Jim Kelly	Buffalo	20	621	388	4,560	62.5	24	19
5. Ken O'Brien	N.Y. Jets, Philadelphia	17	489	303	3,837	62.0	25	13
6. Steve Grogan	New England	22	521	280	3,709	53.7	21	25
7. Peyton Manning	Indianapolis, Denver	13	436	272	3,214	62.4	22	18
8. Joe Namath	N.Y. Jets	16	388	201	2,956	51.8	19	24
9. Richard Todd	N.Y. Jets	14	355	203	2,718	57.2	18	25
10. Josh Allen	Buffalo	10	356	227	2,684	63.8	27	5

RECEPTIONS

PLAYER	TEAMS	GAMES	NO.	YDS.	AVG.	LG	TD
1. Andre Reed	Buffalo	28	122	1,731	14.2	83t	10
2. Wes Welker	New England, Denver	12	99	1,196	12.1	99t	7
3. Marvin Harrison	Indianapolis	15	84	1,133	13.5	45	9
4. Al Toon	N.Y. Jets	14	78	1,054	14.0	44t	4
5. Julian Edelman	New England	16	76	951	12.5	77t	6
6. Eric Moulds	Buffalo, Houston	21	73	1,221	16.7	80t	11
7. Wayne Chrebet	N.Y. Jets	20	72	991	13.8	70	8
8. Wesley Walker	N.Y. Jets	19	70	1,342	19.2	71t	17
9. Stanley Morgan	New England, Indianapolis	25	68	1,371	20.2	76t	6
10. Thurman Thomas	Buffalo	20	67	693	10.3	50t	3

RECEIVING YARDS

PLAYER	TEAMS	GAMES	NO.	YDS.	AVG.	LG	TD
1. Andre Reed	Buffalo	28	122	1,731	14.2	83t	10
2. Stanley Morgan	N.E., Indianapolis	25	68	1,371	20.2	76t	6
3. Wesley Walker	N.Y. Jets	19	70	1,342	19.2	71t	17
4. Eric Moulds	Buffalo, Houston	21	73	1,221	16.7	80t	11
5. Wes Welker	New England, Denver	12	99	1,196	12.1	99t	7
6. Marvin Harrison	Indianapolis	15	84	1,133	13.5	45	9
7. Al Toon	N.Y. Jets	14	78	1,054	14.0	44t	4
8. Wayne Chrebet	N.Y. Jets	20	72	991	13.8	70	8
9. Irving Fryar	N.E., Phil. Wash.	20	61	978	16.0	54t	13
10. Julian Edelman	New England	16	76	951	12.5	77t	6



OPPONENT OUTSTANDING PERFORMANCES

GAMES OF 300+ PASSING YARDS

PLAYER	TEAM	DATE	ATT.	COMP.	YDS.	TD	INT.	LG
Tom Brady	New England	9/12/11	48	32	517	4	1	99t
Ken O'Brien	N.Y. Jets	9/21/86	43	29	479	4	1	65t
James Harris	L.A. Rams	10/3/76	29	17	436	2	1	58
* Dan Fouts	San Diego	1/2/82	55	33	433	4	1	43
Andrew Luck	Indianapolis	11/4/12	48	30	433	2	0	48
Drew Bledsoe	New England	11/23/98	54	28	423	2	2	49
Drew Bledsoe	New England	9/4/94	51	32	421	4	2	62t
Joe Ferguson	Buffalo	10/9/83	55	38	419	5	1	35
Drew Bledsoe	New England	11/3/96	41	30	419	3	2	84t
Joe Namath	N.Y. Jets	10/1/67	39	23	415	3	1	62
Matt Cassel	New England	11/23/08	43	30	415	3	1	64
Josh Allen	Buffalo	9/20/20	35	24	415	4	0	47
Tom Brady	Tampa Bay	10/10/21	41	30	411	5	0	62t
Drew Brees	New Orleans	9/30/13	39	30	413	4	0	48
Bernie Kosar	Cleveland	11/10/86	50	32	401	0	0	44
Josh Allen	Buffalo	9/25/22	63	42	400	2	0	28
Andy Dalton	Cincinnati	12/22/19	56	33	396	4	0	34t
Ken O'Brien	N.Y. Jets	11/10/85	43	26	393	2	0	44
Patrick Mahomes	Kansas City	12/13/20	34	24	393	2	3	44t
Derek Carr	Las Vegas	9/26/21	43	26	386	2	1	34
Boomer Esiason	N.Y. Jets	11/27/94	41	26	382	2	2	69
Elvis Grbac	San Francisco	11/20/95	41	31	382	4	0	47t
Joe Flacco	Baltimore	12/4/16	47	36	381	4	1	53t
Jim Kelly	Buffalo	9/1/91	39	29	381	2	1	54t
Dan Fouts	San Diego	11/18/84	56	37	380	4	1	44
Matt Schaub	Houston	10/12/08	42	22	379	1	2	61
Vinny Testaverde	N.Y. Jets	10/23/00	59	36	378	5	3	30t
Vinny Testaverde	N.Y. Jets	9/14/03	45	29	373	1	1	61
Carson Palmer	Oakland	9/16/12	48	24	373	1	1	64t
Justin Herbert	L.A. Chargers	12/11/22	51	39	367	1	0	55
Steve DeBerg	Tampa Bay	10/20/85	32	19	365	4	1	57
Tom Brady	New England	12/15/13	55	34	364	2	1	30
Troy Aikman	Dallas	10/27/96	41	33	363	3	0	61
Brett Favre	Green Bay	9/11/94	51	31	362	2	1	35
Kurt Warner	Arizona	9/14/08	24	19	361	3	0	79
* Doug Flutie	Buffalo	1/2/99	36	21	360	1	1	65
Russell Wilson	Seattle	10/4/20	34	24	360	2	1	57
Jim Kelly	Buffalo	10/25/87	39	29	359	2	0	34
Brian Sipe	Cleveland	11/18/79	42	23	358	3	0	54
Geno Smith	N.Y. Jets	12/28/14	25	20	358	3	0	74t
Tom Brady	New England	12/9/18	43	27	358	3	0	37t
Bert Jones	Baltimore	9/27/81	27	20	357	3	1	67t
Tom Brady	New England	10/29/15	38	26	356	4	0	47t
Steve Grogan	New England	11/8/81	40	23	355	1	4	76t
Daunte Culpepper	Minnesota	9/10/00	37	23	355	1	3	42
Jared Goff	L.A. Rams	11/1/20	35	61	355	1	2	26
Danny White	Dallas	10/25/81	32	22	354	3	1	38
Tom Brady	New England	10/21/07	25	21	354	6	0	50t
Tom Brady	New England	12/6/09	29	19	352	2	2	81t
* Josh Allen	Buffalo	1/15/23	39	23	352	3	2	52
Steve Grogan	New England	11/29/79	39	21	350	3	2	38
Eli Manning	N.Y. Giants	10/30/11	45	31	349	2	0	26
Ben Roethlisberger	Pittsburgh	12/8/13	39	23	349	3	0	67
Dennis Shaw	Buffalo	10/18/70	32	24	348	2	2	48
Derek Carr	Oakland	9/23/18	39	27	345	1	2	66
Daryle Lamonica	Oakland	9/21/68	24	15	344	4	0	73t
Mike Tomczak	Pittsburgh	11/20/94	42	26	343	0	0	40
Erik Kramer	Chicago	10/27/97	50	32	343	2	0	54
Andrew Luck	Indianapolis	11/25/18	37	30	343	3	2	36
Ken Anderson	Cincinnati	11/28/83	36	23	342	1	2	80t
Pat Ryan	N.Y. Jets	11/27/88	43	27	341	2	1	35



OPPONENT OUTSTANDING PERFORMANCES

GAMES OF 300+ PASSING YARDS

PLAYER	TEAM	DATE	ATT.	COMP.	YDS.	TD	INT.	LG
Tony Eason	New England	9/17/89	49	25	341	1	1	45
* Jim Kelly	Buffalo	1/12/91	29	19	339	3	1	44
Joe Ferguson	Buffalo	10/12/81	29	20	338	3	0	65t
Andy Dalton	Cincinnati	10/31/13	53	32	338	0	3	26
Eli Manning	N.Y. Giants	12/14/15	31	27	337	4	0	84t
Derek Carr	Las Vegas	12/26/20	34	21	336	1	0	85t
Matt Ryan	Atlanta	10/24/21	40	25	336	2	1	49t
Brian Griese	Denver	10/13/02	46	27	335	1	2	52
Sam Darnold	N.Y. Jets	9/16/18	25	41	334	1	2	44
Steve Bartkowski	Atlanta	9/21/80	36	18	332	2	0	53
Tom Brady	New England	11/8/09	37	25	332	1	1	71t
Joe Ferguson	Buffalo	12/17/77	40	25	331	1	3	27
Joe Montana	San Francisco	1/20/85	35	24	331	3	0	34
Vinny Testaverde	Baltimore	10/19/97	47	32	331	1	0	34t
Philip Rivers	L.A. Chargers	9/17/17	39	31	331	1	0	24
Ken O'Brien	N.Y. Jets	9/24/89	37	27	329	3	1	37t
Drew Bledsoe	New England	1/2/94	43	27	329	4	1	42
Tyrod Taylor	Buffalo	12/24/16	39	26	329	3	0	53
Kurt Warner	St. Louis	9/30/01	31	24	328	4	0	45t
Trent Green	Kansas City	9/29/02	34	24	328	5	0	46
Brooks Bollinger	N.Y. Jets	12/18/05	42	28	327	2	0	60t
Baker Mayfield	Cleveland	11/24/19	34	24	327	3	1	37
Bruce Matheson	Seattle	10/4/87	42	20	326	2	3	30
Warren Moon	Minnesota	9/25/94	37	26	326	3	0	44t
Philip Rivers	San Diego	11/13/16	44	23	326	3	4	51t
Neil O'Donnell	N.Y. Jets	9/15/96	44	25	325	3	3	78t
Kevin Kolb	Arizona	9/30/12	48	29	324	3	2	46t
Lamar Jackson	Baltimore	9/8/19	20	17	324	5	0	83t
Boomer Esiason	N.Y. Jets	9/12/93	33	22	323	2	1	51
Glenn Foley	N.Y. Jets	11/9/97	48	25	322	1	1	33
Andrew Luck	Indianapolis	9/15/13	43	25	321	1	1	47
Jared Goff	Detroit	10/30/22	37	27	321	1	0	58
Mark Rypien	St. Louis	12/24/95	42	27	320	2	1	31
Tyler Thigpen	Kansas City	12/21/08	41	20	320	2	3	75
Jim Harbaugh	Indianapolis	10/8/95	33	25	319	3	0	47t
Neil O'Donnell	N.Y. Jets	10/12/97	37	24	319	2	0	70
Trevor Lawrence	at Jacksonville	10/17/21	41	25	319	2	0	29
Lamar Jackson	at Baltimore	9/18/22	29	21	318	3	0	75t
Carson Palmer	Cincinnati	12/30/07	32	23	316	3	1	70t
Ryan Fitzpatrick	Buffalo	12/18/11	47	31	316	2	3	28
Mitchell Trubisky	Chicago	10/14/18	31	22	316	3	1	54
Sam Bradford	St. Louis	10/14/12	39	26	315	0	0	65
Steve Bono	Kansas City	12/12/94	55	33	314	2	3	22t
* Joe Montana	Kansas City	12/31/94	37	26	314	2	1	57t
Dan Fouts	San Diego	10/15/78	30	22	313	1	2	46
Tony Eason	New England	10/21/84	29	19	313	3	0	76t
Aaron Rodgers	Green Bay	10/17/10	33	18	313	1	1	86t
* Mark Malone	Pittsburgh	1/6/85	36	20	312	3	3	29t
Drew Bledsoe	New England	12/24/00	34	18	312	2	2	59
Philip Rivers	San Diego	12/20/15	36	26	311	3	2	31
Richard Todd	N.Y. Jets	10/4/81	39	28	310	4	1	46
Philip Rivers	L.A. Chargers	9/29/19	30	24	310	2	0	25
Carson Wentz	Philadelphia	12/1/19	46	28	310	3	1	27
Alex Van Pelt	Buffalo	11/25/01	34	21	309	3	1	80t
Mike Livingston	Kansas City	10/19/69	34	17	308	1	1	93t
Neil Lomax	St. Louis	9/30/84	37	22	308	1	0	29
Matt Schaub	Baltimore	12/6/15	46	32	308	1	2	41t
Jay Cutler	Denver	11/2/08	46	24	307	2	3	47
Philip Rivers	San Diego	10/2/11	31	21	307	1	0	55t
* Dan Pastorini	Houston	12/24/78	29	20	306	1	0	34
Jim Kelly	Buffalo	10/4/92	48	25	306	1	4	28
Drew Bledsoe	Buffalo	12/1/02	27	15	306	3	0	73t



OPPONENT OUTSTANDING PERFORMANCES

GAMES OF 300+ PASSING YARDS

PLAYER	TEAM	DATE	ATT.	COMP.	YDS.	TD	INT.	LG
Mark Sanchez	N.Y. Jets	9/23/12	45	21	306	1	2	66
Greg Landry	Baltimore	11/25/79	42	25	304	3	1	31t
Tom Brady	New England	12/24/11	46	27	304	1	0	42
Alex Smith	Kansas City	12/24/17	39	25	304	1	0	52
Josh Allen	Buffalo	12/17/22	40	25	304	4	0	45
Sonny Jurgensen	Washington	10/13/74	39	26	303	2	3	37
Peyton Manning	Indianapolis	9/21/09	23	14	303	2	0	80t
Phillip Rivers	San Diego	9/27/09	33	18	303	0	0	55
Peyton Manning	Indianapolis	9/6/98	37	21	302	1	3	42
Ben Roethlisberger	Pittsburgh	10/24/10	27	19	302	2	0	53t
Pat Ryan	N.Y. Jets	10/4/87	49	30	301	4	2	35t
Derek Carr	Oakland	11/5/17	30	21	300	1	1	44t

GAMES OF 100+ RECEIVING YARDS

PLAYER	TEAM	DATE	NO.	YDS.	TD	LG
* Eric Moulds	Buffalo	1/2/99	9	240	1	65
Eric Decker	N.Y. Jets	12/28/14	10	221	1	74t
Ron Jessie	L.A. Rams	10/3/76	7	220	2	58t
Isaac Bruce	St. Louis	12/24/95	15	210	1	31
Eric Moulds	Buffalo	11/25/01	6	196	2	80t
Wesley Walker	N.Y. Jets	9/21/86	6	194	4	65t
Michael Irvin	Dallas	10/27/96	12	186	1	61
Dallas Clark	Indianapolis	9/21/09	7	183	1	80t
Stanley Morgan	New England	11/8/81	5	182	1	76t
Al Toon	N.Y. Jets	11/27/88	14	181	0	29
Andre Johnson	Houston	10/12/08	10	178	1	61
Reggie Rucker	Cleveland	11/18/79	9	177	1	54
Marvin Harrison	Indianapolis	11/11/01	9	174	3	45
Theo Bell	Pittsburgh	11/30/80	4	173	0	45
A.J. Green	Cincinnati	9/29/16	10	173	1	51
Jordy Nelson	Oakland	9/23/18	6	173	1	66
Johnnie Morton	Detroit	12/7/97	9	171	1	41
Steve Smith	Carolina	9/25/05	11	170	3	53t
Cris Carter	Minnesota	9/10/00	9	168	0	42
Sammy Watkins	Buffalo	11/8/15	8	168	1	63
Wes Welker	New England	12/6/09	10	167	0	58
* Kellen Winslow	San Diego	1/2/82	13	166	1	31
Odell Beckham Jr.	N.Y. Giants	12/14/15	7	166	2	84t
Kyle Pitts	Atlanta	10/24/21	7	163	0	39
Tommy Kane	Seattle	12/16/90	10	162	0	25
Antwaan Randle El	Washington	9/9/07	5	162	0	54
Ben Coates	New England	9/4/94	8	161	2	62t
Don Maynard	N.Y. Jets	12/1/68	7	160	3	54t
Wes Welker	New England	9/12/11	8	160	2	99t
Al Toon	N.Y. Jets	9/24/89	10	159	1	37t
Bake Turner	N.Y. Jets	12/15/68	7	157	0	71
Al Toon	N.Y. Jets	11/10/85	10	156	0	44
Allen Robinson	Jacksonville	9/20/15	6	155	2	52
Nelson Agholor	Las Vegas	12/26/20	5	155	1	85t
Andre Reed	Buffalo	9/1/91	11	154	1	54t
Sammy Watkins	Buffalo	12/24/16	7	154	1	53
Frank Lewis	Buffalo	9/17/78	5	153	1	92t
Larry Fitzgerald	Arizona	9/14/08	6	153	0	75
Stefon Diggs	Buffalo	9/20/20	8	153	1	47
Julian Edelman	New England	1/1/17	8	151	1	77t
* James Lofton	Buffalo	1/12/91	7	149	1	44
Jerry Rice	San Francisco	11/20/95	8	149	2	47t
Stanley Morgan	New England	12/22/86	8	148	2	30t
Jarvis Landry	Cleveland	11/24/19	10	148	2	37
Randy Moss	New England	11/8/09	6	147	1	71t
Santonio Holmes	N.Y. Jets	9/23/12	9	147	0	38



OPPONENT OUTSTANDING PERFORMANCES

GAMES OF 100+ RECEIVING YARDS

PLAYER	TEAM	DATE	NO.	YDS.	TD	LG
Marquise Brown	Baltimore	9/8/19	4	147	2	83t
Marlin Briscoe	Buffalo	10/18/70	7	145	2	46t
Raymond Butler	Baltimore	9/27/81	4	145	2	67t
Keyshawn Johnson	N.Y. Jets	12/12/99	11	144	2	27
Marvin Harrison	Indianapolis	9/15/02	11	144	1	33
Terrelle Pryor Sr.	Cleveland	9/25/16	8	144	0	40
Mark Carrier	Tampa Bay	10/30/88	9	142	0	47
George Sauer	N.Y. Jets	11/20/66	7	142	0	-
* Stephone Paige	Kansas City	1/5/91	8	142	1	33
Santana Moss	N.Y. Jets	9/14/03	5	142	1	61
Elijah Moore	N.Y. Jets	11/21/21	8	141	1	62t
Tony Gonzalez	Kansas City	9/29/02	7	140	3	42t
Anquan Boldin	Arizona	9/14/08	6	140	3	79t
George Sauer	N.Y. Jets	10/22/67	6	139	1	61t
Julian Edelman	New England	12/15/13	13	139	1	24t
Wes Welker	New England	10/21/07	9	138	2	36
Wes Welker	New England	12/24/11	12	138	0	42
Antonio Brown	Pittsburgh	12/8/13	5	138	1	56
Jimmy Teal	Seattle	10/4/87	9	137	0	32
Joey Galloway	Seattle	10/6/96	5	137	2	65t
John Brown	Buffalo	11/17/19	9	137	2	40t
Alshon Jeffrey	Philadelphia	12/1/19	9	137	1	27
Alfred Jenkins	Atlanta	9/21/80	4	136	0	33
Jeff Graham	N.Y. Jets	9/15/96	5	136	1	78t
* Jimmy Smith	Jacksonville	1/15/00	5	136	2	70t
Travis Kelce	Kansas City	12/13/20	8	136	1	32
Ben Coates	New England	11/3/96	5	135	2	84t
Gene Foster	San Diego	10/2/66	6	134	2	63t
Jim Whalen	Boston	10/15/67	6	134	3	-
Andre Reed	Buffalo	10/13/96	10	134	0	49
Brent Celek	Philadelphia	11/15/15	4	134	0	60
Leonard Thompson	Detroit	10/27/85	6	133	1	48
Stephone Paige	Kansas City	12/3/89	7	133	1	38t
Greg Jennings	Green Bay	10/17/10	6	133	1	86t
Fred Biletnikoff	Oakland	9/20/69	9	132	1	13t
Otis Taylor	Kansas City	10/19/69	4	131	0	79
J.J. Birden	Kansas City	12/12/94	10	131	1	22t
Shawn Jefferson	New England	11/23/98	6	131	1	38
Troy Brown	New England	10/19/03	6	131	1	82t
Chad Johnson	Cincinnati	12/30/07	4	131	2	70t
Hines Ward	Pittsburgh	10/24/10	7	131	1	43
Danny Amendola	New England	12/15/13	10	131	0	30
Brandon Marshall	N.Y. Jets	11/29/15	9	131	2	47
Chris Burkett	Buffalo	10/25/87	9	130	1	34
Eric Moulds	Buffalo	12/1/02	5	130	1	57t
Randy Vataha	New England	12/5/71	7	129	2	51t
* Steve Largent	Seattle	12/29/84	6	128	1	56t
Matt Jones	Jacksonville	12/3/06	6	128	1	33
A.J. Green	Cincinnati	10/31/13	11	128	0	21
Brandon Marshall	N.Y. Jets	10/4/15	7	128	0	58
Tyler Boyd	Cincinnati	12/22/19	9	128	2	34t
Cris Collinsworth	Cincinnati	11/28/83	8	127	0	48
Jake Reed	Minnesota	9/25/94	9	127	0	21
Andre Reed	Buffalo	12/16/96	6	127	1	67t
Nate Washington	Houston	10/25/15	9	127	2	27t
Charlie Mitchell	Denver	12/4/66	4	126	1	79t
Wesley Walker	N.Y. Jets	11/26/78	6	126	1	42
Roy Williams	Detroit	11/23/06	6	126	0	41
Jared Cook	Oakland	11/5/17	8	126	0	35
Lance Alworth	San Diego	11/12/67	4	125	1	54t
Stanley Morgan	New England	10/5/86	6	125	1	27t
Tim Brown	Oakland	11/30/97	8	125	1	36



OPPONENT OUTSTANDING PERFORMANCES

GAMES OF 100+ RECEIVING YARDS

PLAYER	TEAM	DATE	NO.	YDS.	TD	LG
Raghib Ismail	Dallas	11/25/99	5	125	1	65t
Marvin Harrison	Indianapolis	12/5/99	8	125	0	36
Randy Moss	New England	11/23/08	8	125	3	29t
Emmanuel Sanders	Denver	11/23/14	9	125	0	35
Tyrell Williams	San Diego	11/13/16	5	125	1	51t
T.Y. Hilton	Indianapolis	11/25/18	7	125	0	36
Stanley Morgan	New England	11/29/79	5	124	1	38t
Rob Moore	N.Y. Jets	9/12/93	6	124	0	51
Rob Moore	N.Y. Jets	11/27/94	7	124	0	35
T.Y. Hilton	Indianapolis	9/15/13	6	124	0	47
* Antonio Brown	Pittsburgh	1/8/17	5	124	2	62t
Will Fuller	Houston	10/25/18	5	124	1	73t
Antonio Brown	Tampa Bay	10/10/21	7	124	2	62t
Tee Higgins	Cincinnati	9/29/22	7	124	1	59t
Antonio Gates	San Diego	12/11/05	13	123	1	25
Christian Kirk	Arizona	11/8/20	5	123	1	56t
Jim Whalen	Boston	12/17/67	4	122	0	33
* Fred Biletnikoff	Oakland	12/21/74	8	122	1	20
Dokie Williams	L.A. Raiders	12/2/84	2	122	1	75t
Andre Reed	Buffalo	9/11/88	8	122	0	21
* Andre Reed	Buffalo	1/12/91	4	122	2	43
Randy Moss	New England	10/21/07	4	122	2	50t
Don Maynard	N.Y. Jets	10/1/67	10	121	0	-
Don Maynard	N.Y. Jets	11/2/69	4	121	2	42t
Wayne Patrick	Buffalo	10/18/70	6	121	0	48
Joe Washington	Baltimore	11/11/79	10	121	0	23
Henry Ellard	L.A. Rams	12/14/86	8	121	1	22
Tony Martin	San Diego	11/5/95	7	121	1	50t
Darrell Jackson	Seattle	10/28/01	5	121	1	64
Torrey Smith	Baltimore	10/6/13	6	121	0	41
George Sauer	N.Y. Jets	10/1/67	10	120	0	-
Sammy White	Minnesota	12/11/76	9	120	3	36t
Butch Woolfolk	Houston	9/8/85	3	120	1	80t
Wes Welker	New England	11/23/08	8	120	0	64
Vincent Jackson	San Diego	9/27/09	5	120	0	55
Lance Alworth	San Diego	10/2/66	6	119	2	-
Eric Sievers	San Diego	11/18/84	12	119	2	24
Fred Biletnikoff	Oakland	10/4/69	9	119	1	23
Mike Jones	New Orleans	12/7/86	6	119	0	34
Andre Johnson	Houston	9/9/12	8	119	1	29
Tim Patrick	Denver	11/22/20	5	119	0	61
Vincent Brisby	New England	11/12/95	6	118	1	47t
Andre Roberts	Arizona	9/30/12	6	118	2	46t
Richard Caster	N.Y. Jets	10/7/74	3	117	1	89t
O.J. Simpson	Buffalo	12/7/75	8	117	1	62t
Eric Sievers	New England	12/10/89	6	117	0	41
Carl Pickens	Cincinnati	10/1/95	9	117	3	44t
Lee Evans	Buffalo	12/4/05	5	117	3	56t
Sammy Watkins	Buffalo	9/14/14	8	117	1	30
Robby Anderson	N.Y. Jets	12/8/19	7	117	1	39
Paul Coffman	Green Bay	10/28/79	5	116	1	78t
Jimmie Giles	Tampa Bay	10/20/85	7	116	4	39t
Irving Fryar	Philadelphia	10/20/96	8	116	4	38t
Shawn Jefferson	New England	10/25/98	4	116	0	54
Lee Evans	Buffalo	10/26/08	7	116	0	33
Peyton Hillis	Denver	11/2/08	7	116	1	47
Mike Williams	L.A. Chargers	12/11/22	6	116	1	55
Tony Hill	Dallas	12/17/84	6	115	1	66t
Steve Breaston	Kansas City	11/6/11	7	115	0	37
Julio Jones	Atlanta	9/22/13	9	115	0	28
Isaac Curtis	Cincinnati	11/28/83	4	114	1	80t
Stanley Morgan	New England	10/21/84	3	114	1	76t



OPPONENT OUTSTANDING PERFORMANCES

GAMES OF 100+ RECEIVING YARDS

PLAYER	TEAM	DATE	NO.	YDS.	TD	LG
Dennis Northcutt	Cleveland	12/26/04	4	114	1	58t
Darren Sproles	New Orleans	9/30/13	7	114	1	48
Martellus Bennett	New England	9/18/16	5	114	1	37
* Stefon Diggs	Buffalo	1/15/23	7	114	0	52
Otis Taylor	Kansas City	11/13/66	4	113	1	89t
Otis Taylor	Kansas City	9/28/68	3	113	1	44
Eric Crabtree	Cincinnati	9/14/69	3	113	2	69t
James Lofton	L.A. Raiders	10/9/88	5	113	0	32
Tim Brown	Oakland	10/31/99	7	113	0	32
Calvin Johnson	Detroit	11/9/14	7	113	1	49t
Rob Gronkowski	New England	10/29/15	6	113	1	47t
Mike Evans	Tampa Bay	10/10/21	6	113	2	34t
* Gabe Davis	Buffalo	1/15/23	6	113	1	33
Jim Colclough	Boston	12/17/67	3	112	0	52
* Mike Barber	Houston	12/24/78	4	112	0	55
Wesley Walker	N.Y. Jets	10/4/81	8	112	2	46
Will Moore	New England	9/10/95	8	112	0	33
Terry Glenn	New England	11/3/96	10	112	0	20
A.J. Green	Cincinnati	10/7/18	6	112	0	23
Darren Waller	Las Vegas	12/26/20	5	112	0	33
Wayne Patrick	Buffalo	10/18/70	6	111	0	48
Roy Jefferson	Washington	10/13/74	7	111	1	37t
John Holland	Buffalo	9/13/76	2	111	2	58t
* John Stallworth	Pittsburgh	1/6/85	4	111	2	65t
Kevin House	Tampa Bay	10/20/85	4	111	0	57
Al Toon	N.Y. Jets	9/21/86	7	111	0	31
Torry Holt	St. Louis	9/30/01	4	111	1	45t
Sterling Shepard	N.Y. Giants	12/15/19	9	111	0	34
Jakobi Meyers	New England	12/20/20	7	111	0	25
* Ed Podolak	Kansas City	12/25/71	8	110	1	29
Anthony Miller	San Diego	12/27/93	7	110	2	41t
Randy Moss	Minnesota	12/21/02	7	110	0	60
Jeremy Shockey	N.Y. Giants	10/5/03	11	110	0	20
Lee Evans	Buffalo	12/5/04	4	110	2	69t
Taylor Gabriel	Chicago	10/14/18	5	110	0	54
Cooper Kupp	L.A. Rams	11/1/20	11	110	0	22
Cole Beasley	Buffalo	10/31/21	10	110	0	20
Emerson Boozer	N.Y. Jets	10/1/67	5	109	2	-
Richie Anderson	N.Y. Jets	10/23/00	12	109	0	19
Golden Tate	Detroit	11/9/14	11	109	0	28
Tyreek Hill	Kansas City	12/24/17	6	109	0	52
Wesley Walker	N.Y. Jets	9/3/78	4	108	2	47t
* Charlie Joiner	San Diego	1/2/82	7	108	0	39
Art Monk	N.Y. Jets	11/27/94	5	108	0	69
* Steve Tasker	Buffalo	12/30/95	5	108	1	37t
Dedric Ward	N.Y. Jets	11/9/97	6	108	0	33
Leon Washington	N.Y. Jets	12/25/06	4	108	0	64
Jacoby Ford	Oakland	11/28/10	4	108	1	52
Vincent Jackson	San Diego	10/2/11	3	108	1	55t
Donnie Avery	Indianapolis	11/4/12	5	108	0	48
Jordan Cameron	Cleveland	9/8/13	9	108	1	22
Mark Andrews	Baltimore	9/8/19	8	108	1	39
Rashod Bateman	at Baltimore	9/18/22	4	108	1	75t
Jack Snow	L.A. Rams	10/31/71	5	107	1	51t
Jordy Nelson	Green Bay	10/12/14	9	107	1	22
Javorius Allen	Baltimore	12/6/15	12	107	1	41t
Rob Gronkowski	New England	12/9/18	8	107	1	17
Gabriel Davis	Buffalo	1/3/21	2	107	1	56t
Justin Jefferson	Minnesota	10/16/22	6	107	0	47
Warren Wells	Oakland	9/21/68	3	106	1	73t
Raymond Chester	Baltimore	10/10/76	5	106	0	48
Frank Lewis	Buffalo	10/12/81	5	106	0	30



OPPONENT OUTSTANDING PERFORMANCES

GAMES OF 100+ RECEIVING YARDS

PLAYER	TEAM	DATE	NO.	YDS.	TD	LG
Tony Hill	Dallas	10/25/81	5	106	0	38
* Wes Chandler	San Diego	1/2/82	6	106	0	47
Andre Reed	Buffalo	12/4/94	3	106	2	83t
Warrick Dunn	Tampa Bay	9/21/97	6	106	1	58t
Laveranues Coles	N.Y. Jets	10/15/06	5	106	2	58t
Leonard Hankerson	Washington	11/13/11	8	106	0	22
D.K. Metcalf	Seattle	10/4/20	4	106	0	37
Bake Turner	N.Y. Jets	12/14/69	4	105	2	34t
Harold Jackson	New England	11/29/79	5	105	1	33
Eddie Brown	Cincinnati	11/8/87	8	105	0	32
Jermaine Lewis	Baltimore	10/19/97	6	105	0	28
Wayne Chrebet	N.Y. Jets	12/13/98	5	105	1	52
Tony Martin	Atlanta	12/27/98	3	105	1	53
Ed McCaffrey	Denver	9/13/99	6	105	3	61t
Jeremy Shockey	New Orleans	10/25/09	4	105	0	66
Art Powell	Oakland	9/2/66	8	104	1	17t
* Elmo Wright	Kansas City	12/25/71	3	104	0	63
Derrick Gaffney	N.Y. Jets	9/30/79	4	104	0	43
Wayne Chrebet	N.Y. Jets	10/12/97	5	104	1	70
Tim Brown	Oakland	12/6/98	9	104	2	27
Wayne Chrebet	N.Y. Jets	10/23/00	6	104	2	28
Mark Andrews	at Baltimore	9/18/22	9	104	1	25
Gary Garrison	San Diego	10/11/69	4	103	2	40t
* Ken Burrough	Houston	12/24/78	6	103	0	53
Thurman Thomas	Buffalo	9/1/91	8	103	1	50t
* Kimble Anders	Kansas City	12/31/94	6	103	1	57t
Aaron Hernandez	New England	9/12/11	7	103	1	30
Wes Welker	New England	12/2/12	12	103	1	14
JuJu Smith-Schuster	Pittsburgh	10/28/19	5	103	1	34
DJ Moore	Carolina	11/28/21	4	103	0	64
Marvin Harrison	Indianapolis	9/6/98	5	102	1	42
Troy Brown	New England	12/24/00	8	102	0	22
David Patten	New England	10/6/02	5	102	2	34t
Doug Jolley	N.Y. Jets	12/18/05	9	102	1	60t
Jamaal Charles	Kansas City	12/21/08	3	102	0	75
Kellen Winslow	Tampa Bay	11/15/09	7	102	0	37
Rob Gronkowski	New England	1/2/11	6	102	1	28
T.Y. Hilton	Indianapolis	11/4/12	6	102	1	36t
Elbert Dubenion	Buffalo	9/18/66	5	101	0	26
Jerry LeVias	Houston	11/23/69	4	101	1	-
Andre Rison	Atlanta	10/11/92	7	101	1	22t
Heath Miller	Pittsburgh	9/7/06	3	101	1	87t
Andre Johnson	Houston	10/1/06	9	101	1	30
Cecil Shorts	Jacksonville	12/16/12	6	101	0	30
Richard Caster	N.Y. Jets	11/24/74	6	100	2	45t
Al Toon	N.Y. Jets	12/7/87	5	100	1	44t
Lawrence Dawsey	Tampa Bay	12/1/91	8	100	1	17t
Curtis Conway	Chicago	10/27/97	6	100	0	54
Ken Dilger	Indianapolis	12/14/97	5	100	3	43
Ben Watson	Cleveland	12/5/10	10	100	1	22
Jimmy Graham	New Orleans	9/30/13	4	100	2	43t
Keenan Allen	L.A. Chargers	9/17/17	9	100	0	24
Terry McLaurin	Washington	10/13/19	4	100	2	33t
Marvin Jones	at Jacksonville	10/17/21	7	100	1	28
Breece Hall	at N.Y. Jets	10/9/22	2	100	0	79

GAMES OF 100+ RUSHING YARDS

PLAYER	TEAM	DATE	NO.	YDS.	TD	LG
O.J. Simpson	Buffalo	12/5/76	24	203	1	75t
Rueben Mayes	New Orleans	12/7/86	28	203	2	34t
Earl Campbell	Houston	11/20/78	28	199	4	81t



OPPONENT OUTSTANDING PERFORMANCES

GAMES OF 100+ RUSHING YARDS

PLAYER	TEAM	DATE	NO.	YDS.	TD	LG
* Terrell Davis	Denver	1/9/99	21	199	2	62
Justin Fargas	Oakland	9/30/07	22	179	0	48
Justin Fields	Chicago	11/6/22	15	178	1	61t
Freeman McNeil	N.Y. Jets	10/14/85	28	173	0	20
Ricky Watters	Philadelphia	10/20/96	25	173	1	49t
Gerald Riggs	Atlanta	11/30/86	33	172	1	31
Eric Dickerson	Indianapolis	12/4/88	31	169	1	19
Jamal Lewis	Baltimore	1/2/05	34	167	1	20
C.J. Anderson	Denver	11/23/14	27	167	1	26
* Le'Veon Bell	Pittsburgh	1/8/17	29	167	2	26
** John Riggins	Washington	1/30/83	38	166	1	43t
Reuben Droughns	Cleveland	11/20/05	30	166	1	75t
Chris Ivory	N.Y. Jets	10/4/15	29	166	1	24
Thurman Thomas	Buffalo	9/1/91	25	165	1	20
Jim Nance	Boston	12/17/67	24	164	2	29
William Andrews	Atlanta	12/10/83	21	161	1	24t
* Earnest Byner	Cleveland	1/4/86	16	161	2	66t
Hoyle Granger	Houston	12/23/67	21	160	1	23
Wayne Wilson	New Orleans	10/2/83	34	160	0	12
* Thurman Thomas	Buffalo	12/30/95	25	158	1	32
Kerryon Johnson	Detroit	10/21/18	19	158	0	71
Don Woods	San Diego	9/29/74	18	157	2	56t
Earnest Byner	Washington	12/2/90	32	157	3	21
Antowain Smith	New England	12/22/01	26	156	1	44
Laurence Maroney	New England	12/23/07	14	156	1	59t
Marcus Allen	L.A. Raiders	12/2/84	20	155	3	52
Eric Dickerson	Indianapolis	11/15/87	30	154	1	13
Thurman Thomas	Buffalo	12/23/90	30	154	1	13t
Christian Okoye	Kansas City	10/13/91	23	153	2	38t
Dick Post	San Diego	11/3/68	21	151	0	24
Travis Henry	Buffalo	12/1/02	35	151	1	13
Thurman Thomas	Buffalo	10/29/89	27	148	1	30t
Christian Okoye	Kansas City	12/3/89	32	148	1	13
Thurman Thomas	Buffalo	12/17/95	35	148	1	15
Brian Westbrook	Philadelphia	11/18/07	32	148	0	36
Adrian Peterson	Minnesota	9/19/10	28	145	1	23
Aaron Jones	Green Bay	11/11/18	15	145	2	67
James Conner	Pittsburgh	10/28/19	23	145	1	25
Barry Sanders	Detroit	9/15/91	32	143	0	14
Lee Suggs	Cleveland	12/26/04	38	143	0	13
Lydell Mitchell	Baltimore	10/9/77	17	142	1	64t
Curtis Martin	New England	11/12/95	30	142	2	23
Woody Campbell	Houston	12/3/67	18	141	1	42
* Natrone Means	San Diego	1/8/95	24	139	1	24t
Earl Campbell	Houston	12/4/83	28	138	1	35t
Edgerrin James	Indianapolis	9/15/02	30	138	0	13
C.J. Spiller	Buffalo	12/23/12	22	138	0	62
Barry Sanders	Detroit	12/7/97	30	137	1	19
Dalvin Cook	Minnesota	12/16/18	19	136	2	26
Thurman Thomas	Buffalo	11/18/91	23	135	1	30
* Fred Taylor	Jacksonville	1/15/00	18	135	1	90t
Josh Allen	Buffalo	12/2/18	9	135	0	28
Paul Robinson	Cincinnati	11/17/68	22	134	3	54t
Jim Nance	Boston	11/27/66	23	133	1	27t
Lamar Miller	Houston	10/25/18	18	133	1	58
Freeman McNeil	N.Y. Jets	11/4/84	20	132	1	52
Johnny Hector	N.Y. Jets	12/22/91	13	132	0	47
Travis Henry	Buffalo	10/20/02	22	132	0	34
Knile Davis	Kansas City	9/21/14	32	132	1	21t
D'Onta Foreman	Tennessee	1/2/22	26	132	1	35
Mike Garrett	Kansas City	9/24/67	20	131	0	28
Brandon Jacobs	N.Y. Giants	10/28/07	23	131	0	15



OPPONENT OUTSTANDING PERFORMANCES

GAMES OF 100+ RUSHING YARDS

PLAYER	TEAM	DATE	NO.	YDS.	TD	LG
Edgerrin James	Indianapolis	12/5/99	23	130	2	41t
Darren McFadden	Dallas	11/22/15	29	129	0	35
LeSean McCoy	Buffalo	12/24/16	24	128	1	19t
Michael Pittman	Tampa Bay	10/16/05	15	127	1	57t
Ryan Mathews	San Diego	11/17/13	19	127	0	51
Joe Washington	Baltimore	10/29/78	20	126	0	29
Floyd Little	Denver	10/27/68	25	126	1	19
Antowain Smith	Buffalo	11/14/99	29	126	0	24
Chris Johnson	Tennessee	11/11/12	23	126	1	21
Eric Dickerson	Indianapolis	9/25/88	30	125	0	9
Thurman Thomas	Buffalo	10/9/94	31	125	2	26t
Ezekiel Elliott	Dallas	9/22/19	19	125	0	18
Earnest Jackson	San Diego	11/18/84	28	124	0	16
Eric Dickerson	L.A. Rams	12/14/86	28	124	1	25
Robert Holmes	Kansas City	9/28/68	13	123	1	76t
Neal Anderson	Chicago	9/4/88	24	123	2	15
Scott Lockwood	New England	12/27/92	30	123	0	23
Tatum Bell	Denver	12/12/04	17	123	2	29
LeGarrette Blount	New England	9/18/16	29	123	1	26
Tony Dorsett	Dallas	10/25/81	24	122	0	18
DeAngelo Williams	Carolina	11/19/09	13	122	0	50
Walter Payton	Chicago	12/2/85	23	121	0	15
Larry Kinnebrew	Buffalo	10/29/89	21	121	1	25
Dorsey Levens	Green Bay	9/14/97	21	121	0	23
Corey Dillon	New England	12/20/04	26	121	1	20
Alfred Morris	Washington	9/13/15	25	121	0	14
DeMarco Murray	Tennessee	10/9/16	27	121	0	14
O.J. Simpson	Buffalo	11/18/73	20	120	0	28
Earl Campbell	Houston	11/5/79	32	120	0	11
* Chuck Muncie	San Diego	1/2/82	24	120	1	19
Curtis Martin	N.Y. Jets	10/14/01	22	120	1	27t
Jim Braxton	Buffalo	11/18/73	17	119	0	36
Craig James	New England	11/3/85	23	119	0	14
Ronnie Harmon	Buffalo	11/29/87	23	119	0	19
Jerome Bettis	Pittsburgh	11/25/96	27	119	0	14
Lamar Jackson	at Baltimore	9/18/22	9	119	1	79t
Natrone Means	San Diego	12/27/93	18	118	3	65t
Edgerrin James	Indianapolis	11/26/00	26	118	0	13
Ahman Green	Green Bay	10/22/06	18	118	1	70t
Adrian Peterson	Washington	10/13/19	23	118	0	25
Warren Williams	Pittsburgh	12/18/88	16	117	0	33
* Thurman Thomas	Buffalo	1/12/91	32	117	2	14
Chris Johnson	Tennessee	11/14/10	17	117	1	30
Franco Harris	Pittsburgh	11/30/80	28	116	1	9t
Freeman McNeil	N.Y. Jets	9/12/82	13	116	0	48
Freeman McNeil	N.Y. Jets	11/26/84	24	116	0	39
Curtis Martin	N.Y. Jets	11/1/04	19	115	1	25t
Lamont Jordan	N.Y. Jets	11/1/04	14	115	1	25t
Willie Parker	Pittsburgh	9/7/06	29	115	0	32
Fred Jackson	Buffalo	12/9/07	15	115	0	27
Emerson Boozer	N.Y. Jets	12/13/70	18	114	0	21
Curtis Brown	Buffalo	11/12/78	11	114	1	58t
James Jones	Detroit	10/27/85	36	114	1	8
Jim Nance	Boston	10/15/67	20	113	0	19
Mel Owens	Detroit	12/15/73	27	113	1	10
Horace Ivory	New England	10/22/78	15	113	2	28
* Curt Warner	Seattle	12/31/83	29	113	2	18
Terry Allen	Minnesota	9/25/94	15	113	1	45
Colin Kaepernick	San Francisco	11/27/16	10	113	0	30
Alex Collins	Baltimore	10/26/17	18	113	0	19
Edgerrin James	Indianapolis	12/17/00	32	112	0	15
LeSean McCoy	Buffalo	11/8/15	16	112	1	48t



OPPONENT OUTSTANDING PERFORMANCES

GAMES OF 100+ RUSHING YARDS

PLAYER	TEAM	DATE	NO.	YDS.	TD	LG
Dion Lewis	New England	11/26/17	15	112	0	25
Sony Michel	New England	9/30/18	25	112	1	23
Saquon Barkley	N.Y. Giants	12/15/19	24	112	2	12
Hoyle Granger	Houston	12/3/67	25	111	1	13
Jim Nance	Boston	12/8/68	19	111	1	30t
Wilbert Montgomery	Philadelphia	9/24/78	25	111	0	12
Willis McGahee	Buffalo	10/17/04	26	111	0	31
Peyton Barber	Las Vegas	9/26/21	23	111	1	27t
Franco Harris	Pittsburgh	11/14/76	22	110	1	26
Rocky Bleier	Pittsburgh	11/14/76	20	110	0	13
Eric Dickerson	Indianapolis	12/30/90	20	110	0	16
Corey Dillon	Cincinnati	10/1/00	22	110	0	19
Curtis Martin	N.Y. Jets	10/3/04	24	110	1	13
Thomas Jones	N.Y. Jets	9/23/07	25	110	0	12
Karlos Williams	Buffalo	9/27/15	12	110	1	41t
Karlos Williams	Buffalo	11/8/15	9	110	2	38t
Jonathan Stewart	Carolina	11/13/17	17	110	0	18
Jim Nance	Boston	11/9/69	17	109	0	23
Stump Mitchell	St. Louis	9/30/84	20	109	2	19
* Terry Allen	Baltimore	1/13/02	25	109	1	13
Joe Cribbs	Buffalo	12/27/82	19	108	1	62t
Curtis Martin	N.Y. Jets	10/4/98	36	108	1	15
Larry Johnson	Kansas City	12/21/08	12	108	1	33
Denard Robinson	Jacksonville	10/26/14	18	108	0	41
Freeman McNeil	N.Y. Jets	11/10/85	26	107	0	13
Eric Dickerson	Indianapolis	12/17/89	21	107	2	17
* Edgerrin James	Indianapolis	12/30/00	21	107	0	34
Marshawn Lynch	Buffalo	12/9/07	23	107	0	11
Mark Ingram II	Baltimore	9/8/19	14	107	2	49
Lydell Mitchell	Baltimore	11/23/75	26	106	1	32t
Sam Cunningham	New England	9/19/76	21	106	0	15
Eddie George	Tennessee	9/7/97	23	106	1	13t
Raymont Harris	Chicago	10/27/97	25	106	1	9
Nick Chubb	Cleveland	11/24/19	21	106	1	17
Kyler Murray	Arizona	11/8/20	11	106	1	28
Franco Harris	Pittsburgh	12/3/73	15	105	1	21t
Marcus Allen	L.A. Raiders	9/19/83	22	105	0	15
* Craig James	New England	1/12/86	22	105	0	21
Willis McGahee	Baltimore	10/19/08	19	105	1	17
Fred Jackson	Buffalo Bills	12/22/13	18	105	1	14
Chris Johnson	N.Y. Jets	12/1/14	17	105	0	47
Lydell Mitchell	Baltimore	12/9/73	35	104	0	9
John Stephens	New England	11/6/88	25	104	1	13t
Rod Bernstine	San Diego	12/15/91	13	104	3	63t
Willis McGahee	Baltimore	12/16/07	29	104	0	19
Chris Johnson	Tennessee	12/20/09	29	104	0	14
Sammy Winder	Denver	9/29/85	20	103	2	19
Brad Baxter	N.Y. Jets	11/1/92	20	103	0	28
Jamal Anderson	Atlanta	12/27/98	18	103	1	36t
Emmitt Smith	Dallas	11/25/99	31	103	0	28
Garrison Hearst	San Francisco	12/16/01	26	103	0	23
Ben Tate	Houston	9/18/11	23	103	0	16
Tony Pollard	Dallas	9/22/19	13	103	1	28
Jonathan Taylor	Indianapolis	10/3/21	16	103	1	38
Thomas Jones	N.Y. Jets	11/1/09	27	102	0	11
Eric Dickerson	L.A. Rams	10/30/83	14	101	1	40
Duce Staley	Pittsburgh	9/26/04	22	101	0	38
Thomas Jones	N.Y. Jets	9/7/08	22	101	1	14
* Wendell Hayes	Kansas City	12/25/71	22	100	0	22
Mark van Eeghen	New England	12/12/82	22	100	0	11
Chris Brown	Tennessee	9/11/04	16	100	0	52
Damien Harris	New England	9/12/21	23	100	0	35



DOLPHINS LARGEST COMEBACKS

DOLPHINS					
MARGIN	SCORE/QUARTER	FINAL SCORE	DATE	OPPONENT	
1. 24 points	0-24 (2nd)	34-27	12/15/74	NEW ENGLAND	
2. 21 points	0-21 (2nd)	24-23	12/4/05	BUFFALO	
21 points	14-35 (4th)	42-38	9/18/22	at Baltimore	
3. 18 points	3-21 (2nd)	24-21	11/14/71	PITTSBURGH	
18 points	3-21 (2nd)	24-21	1/4/86	CLEVELAND*	
18 points	6-24 (3rd)	28-24	11/27/94	at N.Y. Jets	
6. 17 points	0-17 (3rd)	21-17	11/10/68	at Buffalo	
17 points	3-20 (2nd)	31-23	11/12/89	at N.Y. Jets	
17 points	0-17 (2nd)	28-20	10/29/00	GREEN BAY	
17 points	0-17 (3rd)	20-17	10/15/17	at Atlanta	

NOTE: Miami's largest fourth-quarter comeback was from a 21-point deficit (14-35 to 42-38) against Baltimore on September 18, 2022.

OPPONENTS					
MARGIN	SCORE/QUARTER	FINAL SCORE	DATE	OPPONENT	
1. 23 points	7-30 (4th)	40-37 (OT)	10/23/00	at N.Y. Jets	
2. 21 points	0-21 (2nd)	34-31 (OT)	10/25/87	BUFFALO	
21 points	3-24 (3rd)	27-24 (OT)	10/8/95	INDIANAPOLIS	
21 points	3-24 (2nd)	46-34	10/25/09	NEW ORLEANS	
5. 18 points	10-28 (2nd)	45-28	10/9/77	at Baltimore	
6. 17 points	0-17 (3rd)	21-17	10/14/01	at N.Y. Jets	
17 points	0-17 (3rd)	27-24	12/14/11	at New England	
17 points	0-17 (3rd)	27-17	10/7/18	at Cincinnati	

* Playoff Game

DOLPHINS 10 LARGEST MARGINS

...OF VICTORY					
MARGIN	SCORE	DATE	OPPONENT		
1. 52 points	52-0	11/12/72	NEW ENGLAND		
2. 44 points	44-0	11/11/73	BALTIMORE		
3. 43 points	43-0	10/19/75	at N.Y. Jets		
4. 42 points	42-0	9/10/78	at Baltimore		
42 points	45-3	11/24/86	N.Y. JETS		
42 points	42-0	10/11/87	KANSAS CITY		
7. 41 points	55-14	11/24/77	at St. Louis		
8. 38 points	45-7	12/20/70	BUFFALO		
38 points	41-3	10/17/71	NEW ENGLAND		
38 points	52-14	9/3/95	N.Y. JETS		

...OF DEFEAT					
MARGIN	SCORE	DATE	OPPONENT		
1. 55 points	62-7	1/15/00	at Jacksonville*		
2. 49 points	59-10	9/8/19	BALTIMORE		
3. 45 points	48-3	9/28/68	KANSAS CITY		
4. 43 points	43-0	9/15/19	NEW ENGLAND		
5. 41 points	41-0	10/8/67	at Kansas City		
41 points	41-0	12/14/97	at Indianapolis		
7. 40 points	40-0	10/26/17	at Baltimore		
8. 35 points	35-0	11/1/70	at Baltimore		
35 points	42-7	10/13/91	at Kansas City		
35 points	38-3	1/9/99	at Denver*		
35 points	35-0	9/19/21	vs. Buffalo		

* Playoff Game



DOLPHINS HOME AND AWAY

(Regular Season)

YEAR	HOME	PCT.	ROAD	PCT.	OVERALL	PCT.
1966	2-5	.286	1-6	.143	3-11	.214
1967	4-3	.571	0-7	.000	4-10	.286
1968	1-5-1	.214	4-3	.571	5-8-1	.393
1969	2-4-1*	.357	1-6*	.143	3-10-1	.250
1970	6-1	.857	4-3	.571	10-4	.714
1971	6-1	.857	4-2-1	.643	10-3-1	.750
1972	7-0	1.000	7-0	1.000	14-0	1.000
1973	7-0	1.000	5-2	.714	12-2	.857
1974	7-0	1.000	4-3	.571	11-3	.786
1975	5-2	.714	5-2	.714	10-4	.714
1976	3-4	.429	3-4	.429	6-8	.429
1977	6-1	.857	4-3	.571	10-4	.714
1978	7-1	.875	4-4	.500	11-5	.688
1979	6-2	.750	4-4	.500	10-6	.625
1980	5-3	.625	3-5	.375	8-8	.500
1981	6-1-1	.813	5-3	.625	11-4-1	.719
1982	4-0	1.000	3-2	.600	7-2	.778
1983	7-1	.875	5-3	.625	12-4	.750
1984	7-1	.875	7-1	.875	14-2	.875
1985	8-0	1.000	4-4	.500	12-4	.750
1986	4-4	.500	4-4	.500	8-8	.500
1987	4-3	.571	4-4	.500	8-7	.533
1988	4-4	.500	2-6	.250	6-10	.375
1989	4-4	.500	4-4	.500	8-8	.500
1990	7-1	.875	5-3	.625	12-4	.750
1991	5-3	.625	3-5	.375	8-8	.500
1992	6-2	.750	5-3	.625	11-5	.688
1993	4-4	.500	5-3	.625	9-7	.563
1994	6-2	.750	4-4	.500	10-6	.625
1995	5-3	.625	4-4	.500	9-7	.563
1996	4-4	.500	4-4	.500	8-8	.500
1997	6-2	.750	3-5	.375	9-7	.563
1998	7-1	.875	3-5	.375	10-6	.625
1999	5-3	.625	4-4	.500	9-7	.563
2000	5-3	.625	6-2	.750	11-5	.688
2001	7-1	.875	4-4	.500	11-5	.688
2002	7-1	.875	2-6	.250	9-7	.563
2003	4-4	.500	6-2	.750	10-6	.625
2004	3-5	.375	1-7	.125	4-12	.250
2005	5-3	.625	4-4	.500	9-7	.563
2006	4-4	.500	2-6	.250	6-10	.375
2007	1-7#	.125	0-8	.000	1-15	.063
2008	5-3	.625	6-2	.750	11-5	.688
2009	4-4	.500	3-5	.375	7-9	.438
2010	1-7	.125	6-2	.750	7-9	.438
2011	4-4	.500	2-6	.250	6-10	.375
2012	5-3	.625	2-6	.250	7-9	.438
2013	4-4	.500	4-4	.500	8-8	.500
2014	4-4	.500	4-4@	.500	8-8	.500
2015	3-5^	.375	3-5	.375	6-10	.375
2016	6-2	.750	4-4	.500	10-6	.625
2017	4-4&	.500	2-6	.250	6-10	.375
2018	6-2	.750	1-7	.125	7-9	.438
2019	3-5	.375	2-6	.250	5-11	.313
2020	5-3	.625	5-3	.625	10-6	.625
2021	6-3	.667	3-5\$.375	9-8	.529
2022	6-2	.750	3-6	.333	9-8	.529
TOTALS	279-158-3	.638	206-235-1	.467	485-393-4	.552

* Includes 38-23 loss to Boston at Tampa. # Includes 13-10 loss to N.Y. Giants at London, England. @ Includes 38-14 win over Oakland at London, England. ^ Includes 27-14 loss to N.Y. Jets at London, England. & Includes 20-0 loss to New Orleans at London, England. \$ Includes 20-23 loss to Jacksonville at London, England.



DOLPHINS MONTH BY MONTH

(Regular Season)

YEAR	SEPTEMBER	OCTOBER	NOVEMBER	DECEMBER	JANUARY	RECORD
1966	0-3	2-2	0-4	1-2	0-0	3-11
1967	1-1	0-4	1-3	2-2	0-0	4-10
1968	0-3	2-1-1	2-2	1-2	0-0	5-8-1
1969	0-3	1-2-1	1-4	1-1	0-0	3-10-1
1970	1-1	3-1	3-2	3-0	0-0	10-4
1971	1-0-1	4-1	4-0	1-2	0-0	10-3-1
1972	2-0	5-0	4-0	3-0	0-0	14-0
1973	2-1	4-0	4-0	2-1	0-0	12-2
1974	2-1	3-1	3-1	3-0	0-0	11-3
1975	1-1	4-0	2-2	3-1	0-0	10-4
1976	2-1	2-3	1-3	1-1	0-0	6-8
1977	2-0	3-2	3-1	2-1	0-0	10-4
1978	2-2	4-1	2-2	3-0	0-0	11-5
1979	4-1	2-2	3-2	1-1	0-0	10-6
1980	3-1	1-3	2-3	2-1	0-0	8-8
1981	4-0	1-2-1	3-2	3-0	0-0	11-4-1
1982	2-0	0-0	1-1	3-1	1-0	7-2
1983	3-1	3-2	3-1	3-0	0-0	12-4
1984	5-0	4-0	3-1	2-1	0-0	14-2
1985	3-1	2-2	3-1	4-0	0-0	12-4
1986	1-3	2-2	3-2	2-1	0-0	8-8
1987	1-1	1-3	3-2	3-1	0-0	8-7
1988	1-3	4-1	0-4	1-2	0-0	6-10
1989	1-2	3-2	3-1	1-3	0-0	8-8
1990	3-1	3-0	3-1	3-2	0-0	12-4
1991	2-3	1-2	3-1	2-2	0-0	8-8
1992	3-0	3-1	2-3	3-1	0-0	11-5
1993	2-1	4-0	3-1	0-4	0-1	9-7
1994	3-1	3-1	2-2	2-2	0-0	10-6
1995	3-0	2-3	1-3	3-1	0-0	9-7
1996	3-1	1-3	2-2	2-2	0-0	8-8
1997	2-2*	3-1	3-2	1-2	0-0	9-7
1998	3-0	2-2	3-2	2-2	0-0	10-6
1999	2-0	4-1	2-2	1-3	0-1	9-7
2000	3-1	3-1	3-1	2-2	0-0	11-5
2001	2-1	2-1	3-1	3-2	1-0	11-5
2002	3-1	2-1	2-2	2-3	0-0	9-7
2003	2-1	3-1	3-2	2-2	0-0	10-6
2004	0-3	1-3	1-3	2-2	0-1	4-12
2005	2-1	1-3	1-3	4-0	1-0	9-7
2006	1-2	0-4	4-0	1-4	0-0	6-10
2007	0-4	0-4	0-3	1-4	0-0	1-15
2008	1-2	2-2	4-1	4-0	0-0	11-5
2009	0-3	2-1	3-2	2-2	0-1	7-9
2010	2-1	2-2	2-2	1-3	0-1	7-9
2011	0-3	0-4	3-1	2-2	1-0	6-10
2012	1-3	3-0	1-3	2-3	0-0	7-9
2013	3-1	1-3	1-2	3-2	0-0	8-8
2014	2-2	2-1	2-2	2-3	0-0	8-8
2015	1-2	2-2	1-3	1-3	1-0	6-10
2016	1-3	2-1	4-0	3-1	0-1	10-6
2017	1-1	3-2	0-4	2-3	0-0	6-10
2018	3-1	1-3	1-2	2-3	0-0	7-9
2019	0-4	0-3	2-2	3-2	0-0	5-11
2020	1-2	2-1	4-1	3-1	0-1	10-6
2021	1-2	0-5	4-0	3-0	1-1	9-8
2022	3-1	2-2	3-0	0-4	1-1	9-8
TOTALS	103-84-1	122-101-3	133-103	120-96	7-9	485-393-4

* includes August 31, 1997, 16-10 win over Indianapolis



PRIME TIME DOLPHINS

YEAR	DATE	OPPONENT	SCORE	W/L	NETWORK	ATTENDANCE
1970	Mon., Nov. 30	at Atlanta	20-7	W	ABC	53,303
1971	Mon., Nov. 29	CHICAGO	34-3	W	ABC	73,071
1972	Mon., Nov. 27	ST. LOUIS	31-10	W	ABC	78,190
1973	Mon., Oct. 15	at Cleveland	17-9	W	ABC	72,070
1973	Mon., Dec. 3	PITTSBURGH	30-26	W	ABC	68,901
1974	Mon., Oct. 7	N.Y. JETS	21-17	W	ABC	61,527
1974	Mon., Dec. 2	CINCINNATI	24-3	W	ABC	71,962
1975	Mon., Sept. 22	OAKLAND	21-31	L	ABC	78,744
1975	Mon., Dec. 1	NEW ENGLAND	20-7	W	ABC	61,963
1976	Mon., Sept. 13	at Buffalo	30-21	W	ABC	77,683
1976	Mon., Nov. 22	BALTIMORE	16-17	L	ABC	62,104
1977	Mon., Dec. 5	BALTIMORE	17-6	W	ABC	68,977
1978	Mon., Oct. 9	CINCINNATI	21-0	W	ABC	54,729
1978	Mon., Nov. 20	at Houston	30-35	L	ABC	50,290
1978	Mon., Dec. 18	NEW ENGLAND	23-3	W	ABC	72,071
1979	Mon., Oct. 8	at Oakland	3-13	L	ABC	52,419
1979	Mon., Nov. 5	HOUSTON	6-9	L	ABC	70,273
1979	Thur., Nov. 29	NEW ENGLAND	39-24	W	ABC	69,174
1980	Mon., Oct. 27	at N.Y. Jets	14-17	L	ABC	53,046
1980	Thur., Nov. 20	SAN DIEGO	24-27	L (OT)	ABC	63,013
1980	Mon., Dec. 8	NEW ENGLAND	16-13	W (OT)	ABC	63,292
1981	Thur., Sept. 10	PITTSBURGH	30-10	W	ABC	74,190
1981	Mon., Oct. 12	at Buffalo	21-31	L	ABC	78,576
1981	Mon., Nov. 30	PHILADELPHIA	13-10	W	ABC	67,797
1982	Mon., Nov. 29	at Tampa Bay	17-23	L	ABC	54,854
1982	Mon., Dec. 27	BUFFALO	27-10	W	ABC	73,924
1983	Mon., Sept. 19	at L.A. Raiders	14-27	L	ABC	57,796
1983	Mon., Nov. 28	CINCINNATI	38-14	W	ABC	74,506
1983	Fri., Dec. 16	N.Y. JETS	34-14	W	ABC	59,975
1984	Mon., Sept. 17	at Buffalo	21-17	W	ABC	65,455
1984	Mon., Nov. 26	N.Y. JETS	28-17	W	ABC	74,884
1984	Mon., Dec. 17	DALLAS	28-21	W	ABC	74,139
1985	Mon., Oct. 14	at N.Y. Jets	7-23	L	ABC	73,807
1985	Mon., Dec. 2	CHICAGO	38-24	W	ABC	75,594
1985	Mon., Dec. 16	NEW ENGLAND	30-27	W	ABC	69,489
1986	Mon., Nov. 10	at Cleveland	16-26	L	ABC	77,949
1986	Mon., Nov. 24	N.Y. JETS	45-3	W	ABC	70,206
1986	Mon., Dec. 22	NEW ENGLAND	27-34	L	ABC	74,516
1987	Sun., Nov. 22	at Dallas	20-14	W	ESPN	56,519
1987	Mon., Dec. 7	N.Y. JETS	37-28	W	ABC	62,592
1987	Sun., Dec. 20	WASHINGTON	23-21	W	ESPN	65,715
1987	Mon., Dec. 28	NEW ENGLAND	10-24	L	ABC	61,192
1988	Mon., Nov. 14	BUFFALO	6-31	L	ABC	67,091
1988	Sun., Nov. 20	NEW ENGLAND	3-6	L	ESPN	53,526
1988	Mon., Dec. 12	CLEVELAND	38-31	W	ABC	61,884
1989	Sun., Dec. 10	NEW ENGLAND	31-10	W	ESPN	55,918
1990	Thur., Oct. 18	NEW ENGLAND	17-10	W	TNT	62,630
1990	Mon., Nov. 19	L.A. RAIDERS	10-13	L	ABC	70,553
1990	Sun., Dec. 9	PHILADELPHIA	23-20	W (OT)	ESPN	67,034
1991	Sun., Nov. 10	NEW ENGLAND	30-20	W	ESPN	56,065
1991	Mon., Nov. 18	BUFFALO	27-41	L	ABC	71,062
1991	Mon., Dec. 9	CINCINNATI	37-13	W	ABC	60,616
1992	Mon., Sept 14	at Cleveland	27-23	W	ABC	74,765
1992	Mon., Nov. 16	BUFFALO	20-26	L	ABC	70,629
1992	Mon., Dec. 14	L.A. RAIDERS	20-7	W	ABC	67,098
1992	Sun., Dec. 20	N.Y. JETS	19-17	W	ESPN	68,275
1993	Mon., Oct. 4	WASHINGTON	17-10	W	ABC	68,568
1993	Sun., Oct. 24	INDIANAPOLIS	41-27	W	TNT	57,301
1993	Mon., Dec 13	PITTSBURGH	20-21	L	ABC	70,232
1993	Mon., Dec. 27	at San Diego	20-45	L	ABC	60,311
1994	Sun., Oct 2	at Cincinnati	23-7	W	TNT	55,056
1994	Sun., Dec. 4	BUFFALO	31-42	L	ESPN	69,358
1994	Mon., Dec. 12	KANSAS CITY	45-28	W	ABC	71,578
1994	Sun., Dec. 25	DETROIT	27-20	W	ESPN	70,980



PRIME TIME DOLPHINS

YEAR	DATE	OPPONENT	SCORE	W/L	NETWORK	ATTENDANCE
1995	Mon., Sept. 18	PITTSBURGH	23-10	W	ABC	72,874
1995	Sun., Nov. 5	at San Diego	24-14	W	ESPN	61,996
1995	Mon., Nov. 20	SAN FRANCISCO	20-44	L	ABC	73,080
1995	Mon., Dec. 11	KANSAS CITY	13-6	W	ABC	70,321
1996	Sun., Sept. 8	at Arizona	38-10	W	TNT	55,444
1996	Mon., Sept. 23	at Indianapolis	6-10	L	ABC	60,891
1996	Mon., Nov. 25	PITTSBURGH	17-24	L	ABC	73,489
1996	Mon., Dec. 16	BUFFALO	16-14	W	ABC	67,016
1997	Sun., Sept. 21	at Tampa Bay	21-31	L	TNT	73,314
1997	Mon., Oct. 27	CHICAGO*	33-36	L (OT)	ABC	73,156
1997	Mon., Nov. 17	BUFFALO	30-13	W	ABC	74,155
1997	Sun., Dec. 7	DETROIT	33-30	W	ESPN	72,266
1997	Mon., Dec. 22	NEW ENGLAND	12-14	L	ABC	74,379
1998	Mon., Oct. 12	at Jacksonville	21-28	L	ABC	74,051
1998	Mon., Nov. 23	at New England	23-26	L	ABC	58,729
1998	Sun., Dec. 13	N.Y. JETS	16-21	L	ESPN	74,369
1998	Mon., Dec. 21	DENVER	31-21	W	ABC	74,363
1999	Mon., Sept. 13	at Denver	38-21	W	ABC	75,623
1999	Mon., Oct. 4	BUFFALO	18-23	L	ABC	74,073
1999	Sun., Nov. 7	TENNESSEE	17-0	W	ESPN	74,109
1999	Mon., Dec. 27	N.Y. JETS	31-38	L	ABC	74,230
2000	Sun., Sept. 17	BALTIMORE	19-6	W	ESPN	73,464
2000	Mon., Oct. 23	at N.Y. Jets	37-40	L (OT)	ABC	78,389
2001	Sun., Sept. 9	at Tennessee	31-23	W	ESPN	68,798
2001	Mon., Dec. 10	INDIANAPOLIS	41-6	W	ABC	73,858
2002	Sun., Oct. 13	at Denver	24-22	W	ESPN	75,941
2002	Mon., Nov. 4	at Green Bay	10-24	L	ABC	63,284
2002	Sun., Nov. 10	at N.Y. Jets	10-13	L	ESPN	78,920
2002	Mon., Dec. 9	CHICAGO	27-9	W	ABC	73,609
2003	Sun., Sept. 21	BUFFALO	17-7	W	ESPN	73,458
2003	Mon., Oct. 27	at San Diego#	26-10	W	ABC	73,014
2003	Sun., Nov. 23	WASHINGTON	24-23	W	ESPN	73,578
2003	Mon., Dec. 15	PHILADELPHIA	27-34	L	ABC	73,780
2004	Sun., Sept. 19	at Cincinnati	13-16	L	ESPN	65,705
2004	Sun., Sept. 26	PITTSBURGH@	3-13	L	CBS	72,225
2004	Mon., Nov. 1	at N.Y. Jets	14-41	L	ABC	78,216
2004	Mon., Dec. 20	NEW ENGLAND	29-28	W	ABC	73,629
2004	Sun., Dec. 26	CLEVELAND	10-7	W	ESPN	73,169
2005	Fri., Oct. 21	KANSAS CITY%	20-30	L	CBS	68,350
2006	Thur., Sept. 7	at Pittsburgh	17-28	L	NBC	64,927
2006	Mon., Dec. 25	N.Y. JETS	10-13	L	ESPN	73,500
2007	Mon., Nov. 26	at Pittsburgh	0-3	L	ESPN	57,704
2009	Mon., Sept. 21	INDIANAPOLIS	23-27	L	ESPN	66,227
2009	Mon., Oct. 12	N.Y. JETS	31-27	W	ESPN	69,767
2009	Thur., Nov. 19	at Carolina	24-17	W	NFLN	73,475
2010	Sun., Sept. 26	N.Y. JETS	23-31	L	NBC	70,481
2010	Mon., Oct. 4	NEW ENGLAND	14-41	L	ESPN	69,090
2010	Thur., Nov. 18	CHICAGO	0-16	L	NFLN	68,752
2011	Mon., Sept. 12	NEW ENGLAND	24-38	L	ESPN	66,860
2011	Mon., Oct. 17	at N.Y. Jets	6-24	L	ESPN	78,912
2012	Thurs., Nov. 11	at Buffalo	14-19	L	NFLN	69,118
2013	Mon., Sept. 30	at New Orleans	17-38	L	ESPN	73,118
2013	Thur., Oct. 31	Cincinnati	22-20	W (OT)	NFLN	52,388
2013	Mon. Nov. 11	at Tampa Bay	19-22	L	ESPN	64,448
2014	Thurs., Nov. 13	BUFFALO	22-9	W	NFLN	71,573
2014	Mon., Dec. 1	at N.Y. Jets	16-13	W	ESPN	78,160
2015	Thur., Oct. 29	at New England	7-36	L	NFLN	66,829
2015	Mon., Dec. 14	N.Y. Giants	24-31	L	ESPN	65,408
2016	Thur., Sept. 29	at Cincinnati	7-22	L	NFLN	60,834
2016	Sat., Dec. 17	at N.Y. Jets	34-13	W	NFLN	78,160
2017	Thur., Oct. 26	at Baltimore	0-40	L	CBS/NFLN/ Amazon	70,408
2017	Sun., Nov. 5	OAKLAND	24-27	L	NBC	65,139
2017	Mon., Nov. 13	at Carolina	21-45	L	ESPN	72,790



YEAR	DATE	OPPONENT	SCORE	W/L	NETWORK	ATTENDANCE
2017	Mon., Dec. 11	NEW ENGLAND	27-20	W	ESPN	65,548
2018	Thur., Oct. 25	at Houston	23-42	L	FOX/NFLN/ Amazon	71,726
2019	Mon., Oct. 28	at Pittsburgh	14-27	L	ESPN	59,244
2020	Thur., Sept. 24	at Jacksonville	31-13	W	NFLN	16,563
2020	Sat., Dec. 26	at Las Vegas	26-25	W	NFLN	0
2021	Thur., Nov. 11	BALTIMORE	22-10	W	FOX/NFLN/ Amazon	65,948
2021	Mon., Dec. 27	at New Orleans	20-3	W	ESPN	69,170
2022	Thur., Sept. 29	at Cincinnati	15-27	L	Prime Video	67,260
2022	Sun., Oct. 23	PITTSBURGH	16-10	W	NBC	66,224
2022	Sun., Dec. 11	at L.A. Chargers	17-23	L	NBC	70,240
2022	Sat., Dec. 17	at Buffalo	29-32	L	NFLN	70,794

TOTALS: 43-43 Monday Night (34-22 home, 9-21 road); 30-21 Other (20-9 home, 10-12 road)

* Game originally scheduled for Sun., Oct. 26 postponed to Mon., Oct. 27 due to Game 7 of World Series.

Game played at Sun Devil Stadium in Tempe, Ariz. due to California wildfires.

@ Game originally scheduled to start at 10 p.m. but moved back to 8:30 p.m. because of Hurricane Jeanne.

% Game originally scheduled for Sunday, October 23 at 1:00 p.m. but moved up to Friday, October 21 at 7:00 p.m. because of the impending arrival of Hurricane Wilma.

DOLPHINS' 10 LARGEST CROWDS

(Regular Season and Postseason games only)

1966-96 = actual attendance

1997-2022 = paid attendance

HOME (Modernized Hard Rock Stadium, 2015-22)@

	ATTENDANCE	DATE	OPPONENT	RESULT	W/L
1.	66,563	11/13/22	Cleveland	39-17	W
2.	66,514	1/9/22	New England	33-24	W
3.	66,429	1/8/23	N.Y. Jets	11-6	W
4.	66,328	12/25/22	Green Bay	20-26	L
5.	66,224	10/23/22	Pittsburgh	16-10	W
6.	66,206	9/25/22	Buffalo	21-19	W
7.	66,205	11/27/22	Houston	30-15	W
8.	66,163	1/1/17	New England	14-35	L
9.	66,100	10/16/22	Minnesota	16-24	L
10.	66,087	12/9/18	New England	34-33	W

HOME (Hard Rock Stadium, 1987-14)@

	ATTENDANCE	DATE	OPPONENT	RESULT	W/L
1.	75,283	10/27/96	Dallas	10-29	L
2.	74,379	12/22/97	New England	12-14	L
3.	74,369	12/13/98	N.Y. Jets	16-21	L
4.	74,363	12/21/98	Denver	31-21	W
5.	74,320	11/19/00	N.Y. Jets	3-20	L
6.	74,307	12/10/00	Tampa Bay	13-16	L
7.	74,295	11/21/99	New England	27-17	W
8.	74,259	11/18/01	N.Y. Jets	0-24	L
9.	74,240	1/4/09	*Baltimore	9-27	L
10.	74,230	12/27/99	N.Y. Jets	31-38	L

HOME (Orange Bowl, 1966-86)

	ATTENDANCE	DATE	OPPONENT	RESULT	W/L
1.	78,939	1/2/72	*Baltimore	21-0	W
2.	78,914	11/19/72	N.Y. Jets	28-24	W
3.	78,744	9/22/75	Oakland	21-31	L
4.	78,196	12/24/72	*Cleveland	20-14	W
5.	77,596	10/15/72	San Diego	24-10	W
6.	76,801	11/27/72	St. Louis	31-10	W
7.	76,696	12/16/72	Baltimore	16-0	W
8.	76,029	1/6/85	*Pittsburgh	45-28	W
9.	75,770	12/23/73	*Cincinnati	34-16	W
10.	75,594	12/2/85	Chicago	38-24	W



DOLPHINS' 10 LARGEST CROWDS

		ROAD			
ATTENDANCE	DATE	OPPONENT	RESULT	W/L	
1. 103,667	1/30/83	**Washington (at Pasadena)	17-27	L	
2. 90,163	9/9/07	Washington	13-16 (OT)	L	
3. 90,127	9/22/19	Dallas	6-31	L	
4. 87,418	11/24/11	Dallas	19-20	L	
5. 85,462	1/14/73	**Washington (at L.A.)	14-7	W	
6. 84,059	1/20/85	**San Francisco (at Stanford)	16-38	L	
7. 83,483	11/20/16	Los Angeles	14-10	W	
8. 83,436	9/28/14	Oakland (at London, Eng.)	38-14	W	
9. 82,500	10/9/22	N.Y. Jets	17-40	L	
10. 80,591	1/16/72	**Dallas (at New Orleans)	3-24	L	

* Playoff Game ** Super Bowl

@ 81,176 saw the Dolphins and Giants play on October 28, 2007 at London's Wembley Stadium, which was designated as a Dolphins home game. 83,986 saw the Dolphins and Jets play on October 4, 2015 at London's Wembley Stadium, which was designated as a Dolphins home game. 84,423 saw the Dolphins and Saints play on October 1, 2017 at London's Wembley Stadium, which was designated as a Dolphins home game.

NOTE: The largest attendance for a Dolphins game was 104,629 for a preseason game against Denver in Mexico City on Aug. 4, 1997.

DOLPHINS' COLDEST/WARMEST GAMES

COLDEST GAMES				
DATE	TEAM	W/L	SCORE	CONDITIONS
12/21/08	at Kansas City	W	38-31	10°, sunny
12/11/77	at New England	L	10-14	14°, clear
1/8/17	*at Pittsburgh	L	12-30	17°, partly cloudy
12/12/82	at New England	L	0-3	22°, snowy
12/17/17	at Buffalo	L	16-24	22°, mostly cloudy
12/8/85	at Green Bay	W	34-24	23°, cloudy
12/18/88	at Pittsburgh	L	24-40	23°, overcast, light snow
12/3/89	at Kansas City	L	21-26	23°, clear
12/27/92	at New England (OT)	W	16-13	23°, clear
12/24/17	at Kansas City	L	13-29	23°, cloudy

* Playoff Game

NOTE: Coldest game in Miami was 12/24/89 vs. Kansas City (27-24 win by Chiefs): 40° and clear.

WARMEST GAMES				
DATE	TEAM	W/L	SCORE	CONDITIONS
9/8/96	at Arizona	W	38-10	101°, night and dry
10/9/88	at L.A. Raiders	W	24-14	96°, clear and dry
9/3/95	N.Y. JETS	W	52-14	94°, mostly sunny
10/9/66	at Oakland	L	10-21	93°, sunny
8/19/83	**at Washington	W	38-7	93°, fair and muggy
9/1/96	NEW ENGLAND	W	24-10	93°, mostly sunny
9/11/22	NEW ENGLAND	W	20-7	92°, partly cloudy
9/17/72	at Kansas City	W	20-10	91°, sunny
9/24/89	N.Y. JETS	L	33-40	91°, partly sunny
9/18/95	PITTSBURGH	W	23-10	91°, partly cloudy
9/8/19	BALTIMORE	L	10-59	91°, mostly cloudy
9/28/80	NEW ORLEANS	W	21-16	90°, partly cloudy
9/4/83	at Buffalo	W	12-0	90°, sunny
9/14/86	INDIANAPOLIS	W	30-10	90°, sunny
8/17/17	**BALTIMORE	L	7-31	90°, partly cloudy
9/23/18	OAKLAND	W	28-20	90°, partly cloudy
9/20/20	BUFFALO	L	28-31	90°, cloudy

** Preseason Game



DOLPHINS IN THE HALL OF FAME



DON SHULA
Coach • Inducted: 1997



NICK BUONICONTI
LB • Inducted: 2001



LARRY CSONKA
FB • Inducted: 1987



BOB GRIESE
QB • Inducted: 1990



JIM LANGER
C • Inducted: 1987



LARRY LITTLE
G • Inducted: 1993



DAN MARINO
QB • Inducted: 2005



DWIGHT STEPHENSON
C • Inducted: 1998



JASON TAYLOR
DE • Inducted: 2017



ZACH THOMAS
LB • Inducted: 2023



PAUL WARFIELD
WR • Inducted: 1983

OTHER DOLPHINS HALL OF FAMERS



BOBBY BEATHARD
Coach/Exec • Inducted: 2018



CRIS CARTER
WR • Inducted: 2013



JIMMY JOHNSON
Coach/Exec • Inducted: 2020



BILL PARCELLS
Coach/Exec • Inducted: 2013



JUNIOR SEAU
LB • Inducted: 2015



THURMAN THOMAS
RB • Inducted: 2007



GEORGE YOUNG
Coach/Exec • Inducted: 2020

DOLPHINS RETIRED JERSEYS

12

BOB GRIESE

13

DAN MARINO

39

LARRY CSONKA