



GAME RELEASE



vs.



WEEK 17 | SAT. DEC. 27 | 1:30 PM PT

GAME RELEASE

213.719.6600 ■ Chargers.com ■ @Chargers

Josh.Rupprecht@Chargers.NFL.com ■ Jennifer.Rojas@Chargers.NFL.com

Lauren.Georgeson@Chargers.NFL.com ■ Brook.Anderson@Chargers.NFL.com

Leonie.Strehl@Chargers.NFL.com ■ Ficky.Martinez@Chargers.NFL.com

CHARGERS HOST TEXANS IN WEEK 17 BOUT

The Los Angeles Chargers close the 2025 regular-season home slate in Week 17 against the Houston Texans. The standalone game is on Sat., Dec. 27, with kickoff from SoFi Stadium at 1:30 p.m. PT. Rich Eisen, Kurt Warner, Jamie Erdahl and Megan Olivi have the call on NFL Network (locally on KCBS), while Matt “Money” Smith, Daniel Jeremiah and Shannon Farren will broadcast on the Chargers Radio Network airwaves on KFI AM-640 as well as on SiriusXM 82 or 225 and on the SiriusXM app. Adrian Garcia-Marquez and Francisco Pinto will present the game in Spanish on Que Buena Los Angeles.

The Chargers host the Texans for the first time since 2019 sporting a 6-3 record all-time in the regular season against Houston. The Bolts have eclipsed 20 points in each of those regular-season contests against the Texans.

Los Angeles has secured a playoff berth and enters the contest having won seven of the last eight contests, including four consecutive. The Bolts had five players named as Pro Bowlers — quarterback **Justin Herbert**, safety **Derwin James Jr.**, outside linebacker **Tuli Tuipulotu**, tackle **Joe Alt** and kicker **Cameron Dicker**. The Week 16 win over Dallas saw the offense score 34 points, the second-most in a game this season for the Chargers, as Herbert threw for 300 yards and two touchdowns while running for another score. Tuipulotu had a sack to reach a team-high 13.0 on the season, while James forced a late fumble for his fourth turnover forced of the year. Dicker continued his excellent season, reaching 36 made field goals and 141 points score in 2025.

Houston’s defense is among the NFL’s best, led by the pass-rushing duo of Danielle Hunter and Will Anderson Jr., who have 13.0 and 11.5 sacks on the year, respectively. The unit features four different players with four interceptions, a league high, while the offense showcases quarterback C.J. Stroud, who has connected with wide receiver Nico Collins 68 times for 1,060 yards and six touchdowns.

The Chargers close the 2025 regular season on the road in Denver for Week 18. The specific date and time of kickoff from Empower Field at Mile High is TBD.

BY THE NUMBERS

11 Head Coach Jim Harbaugh has led the Chargers to 11 wins in back-to-back years, becoming one of eight coaches in NFL history to record multiple 11-win seasons with two different franchises.

23 LB Del’Shawn Phillips has made an impact in his first season with the Bolts, setting a single-season franchise record with 23 special teams tackles. The 23 tackles on special teams are an NFL high and a career-best for Phillips.

ON THE CALL

TELEVISION: NFL NETWORK

Play-by-play: Rich Eisen

Analyst: Kurt Warner

Sideline: Jamie Erdahl & Megan Olivi

CHARGERS RADIO: KFI AM-640

Play-by-play: Matt “Money” Smith

Analyst: Daniel Jeremiah

Sideline: Shannon Farren

NATIONAL RADIO: WESTWOOD ONE SPANISH RADIO: QUE BUENA

Play-by-play: Ryan Radtke

Analyst: Mike Golic

LOS ANGELES (FM-105.5/94.3)

Play-by-play: Adrian Garcia-Marquez

Analyst: Francisco Pinto

CHARGERS MOBILE APP: Official team news, full game stats and live press conferences are available on the Chargers mobile app. For more details, visit Chargers.com/app.



2025 CHARGERS SCHEDULE

PRESEASON (2-2)

Wk	Date	Opponent	TV	Result
HOF	Thurs., July 31	Detroit	NBC	W, 34-7
1	Sun., Aug. 10	NEW ORLEANS	CBS LA	W, 27-13
2	Sat., Aug. 16	at L.A. Rams	CBS LA	L, 23-22
3	Sat., Aug. 23	at San Francisco	CBS LA	L, 30-23

REGULAR SEASON (11-4)

Wk	Date	Opponent	TV	Time*/Res.
1	Fri., Sept. 5	KANSAS CITY*	YOUTUBE	W, 27-21
2	Mon., Sept. 15	at Las Vegas	ESPN	W, 20-9
3	Sun., Sept. 21	DENVER	CBS	W, 23-20
4	Sun., Sept. 28	at N.Y. Giants	CBS	L, 21-18
5	Sun., Oct. 5	WASHINGTON	FOX	L, 27-10
6	Sun., Oct. 12	at Miami	CBS	W, 29-27
7	Sun., Oct. 19	INDIANAPOLIS	CBS	L, 38-24
8	Thurs., Oct. 23	MINNESOTA	PRIME	W, 37-10
9	Sun., Nov. 2	at Tennessee	CBS	W, 27-20
10	Sun., Nov. 9	PITTSBURGH	NBC	W, 25-10
11	Sun., Nov. 16	at Jacksonville	CBS	L, 35-6
12	—	BYE	—	—
13	Sun., Nov. 30	LAS VEGAS	CBS	W, 31-14
14	Mon., Dec. 8	PHILADELPHIA	ESPN/ABC	W, 22-19 (OT)
15	Sun., Dec. 14	at Kansas City	CBS	W, 16-13
16	Sun., Dec. 21	at Dallas	FOX	W, 34-17
17	Sat., Dec. 27	HOUSTON	NFLN	1:30 p.m.
18	TBD	at Denver	TBD	TBD

*All Times Pacific

*Game played at Corinthians Arena in São Paulo, Brazil

HOME GAMES IN CAPS

2025 AFC WEST STANDINGS

Team	W	L	T	Pct.	PF	PA
Denver	12	3	0	.800	362	295
L.A. Chargers	11	4	0	.733	349	301
Kansas City	6	9	0	.400	337	294
Las Vegas	2	13	0	.133	217	386

RELEASE INDEX

Content	Page	Content	Page
The 2025 Schedule	2	Derwin James Jr. Notes . . .	30
Texans Series History	3	Khalil Mack Notes	32
The Matchup	4	Daiyan Henley Notes	35
Connections	6	Tuli Tuipulotu Notes	37
Joe Hortiz Notes	7	Cameron Dicker Notes . . .	39
Jim Harbaugh Notes	8	Other Player Notes	42
Assistant Coaches	9	Career Stats vs. Texans . .	44
Team Notes	10	2025 Stats	50
Justin Herbert Notes	14	2025 Game Summaries . . .	52
Ladd McConkey Notes	25	Rosters & Transactions . .	60
Keenan Allen Notes	27	Media Information	69

BREAKING DOWN THE 2025 SCHEDULE

SERIES BREAKDOWN	2025 RECORD	NOTES
 ALL-TIME: 59-71-1 HOME: 32-32-1 AWAY: 27-39-0 LAST: W, 16-13 — 2025 at Chiefs	OVERALL: 6-9-0 HOME: 5-3-0 AWAY: 1-6-0 STANDING: 3rd AFC West	The Chargers have an all-time regular-season home record against the Chiefs of 31-32-1, with the last six matchups being decided by one score. Nine of the past 15 road games in the series have been decided by seven or fewer points.
 ALL-TIME: 62-68-2 HOME: 32-33-1 AWAY: 30-35-1 LAST: W, 31-14 — 2025 vs. Raiders	OVERALL: 2-13-0 HOME: 1-6-0 AWAY: 1-7-0 STANDING: 4th AFC West	Los Angeles has won 13 of the past 21 games against the Raiders on the road, including the 2024 season finale, 34-20. The Chargers have won 16 of the past 22 home contests against the Raiders, scoring 20-plus points in all but five of those matchups.
 ALL-TIME: 58-72-1 HOME: 39-27-0 AWAY: 19-45-1 LAST: W, 23-20 — 2025 vs. Broncos	OVERALL: 12-3-0 HOME: 7-1-0 AWAY: 5-2-0 STANDING: 1st AFC West	The Bolts hold a 38-27 regular-season home record against the Broncos. Last season, the Chargers defeated the Broncos, 34-27, on <i>Thursday Night Football</i> . Los Angeles looks to win in Denver for the second-straight season, having defeated the Broncos, 23-16, last year.
 ALL-TIME: 8-6-0 HOME: 4-2-0 AWAY: 4-4-0 LAST: L, 21-18 — 2025 at Giants	OVERALL: 2-13-0 HOME: 2-5-0 AWAY: 0-8-0 STANDING: 4th NFC East	The September matchup with the Giants marks the 14th in history and the eighth in the Big Apple, with the Bolts sporting an 8-5 all-time advantage. The Chargers have won five straight in the series, winning by an average of 13 points in those games.
 ALL-TIME: 5-8-0 HOME: 3-3-0 AWAY: 2-5-0 LAST: L, 27-10 — 2025 vs. Commanders	OVERALL: 4-11-0 HOME: 2-5-0 AWAY: 2-6-0 STANDING: 3rd NFC East	Winners in five of the last six matchups in the series with Washington, the Chargers host the Commanders for the first time since 2017. Every game in the series since 1980 has seen the Bolts top 20 points scored, including the four-point road victory in the 2021 season opener.
 ALL-TIME: 16-18-0 HOME: 11-9-0 AWAY: 5-9-0 LAST: W, 29-27 — 2025 at Dolphins	OVERALL: 6-9-0 HOME: 4-4-0 AWAY: 2-5-0 STANDING: 3rd AFC East	The Chargers head to Miami for the first time since 2020, with the Dolphins holding an 18-15 mark all-time between the teams. Los Angeles topped Miami at home on <i>Sunday Night Football</i> in 2022, holding the Dolphins to 219 total net yards, the fewest allowed in the series by a Chargers defense in over 50 years.
 ALL-TIME: 18-11-0 HOME: 6-7-0 AWAY: 12-4-0 LAST: L, 38-24 — 2025 vs. Colts	OVERALL: 8-7-0 HOME: 6-2-0 AWAY: 2-5-0 STANDING: 3rd AFC South	In Week 7, Los Angeles hosts the Indianapolis Colts for the first time since 2019. The Chargers have an all-time record of 20-11 against the Colts, including the postseason. The Bolts have won six of the last eight matchups, including three of the last four at home.
 ALL-TIME: 8-8-0 HOME: 4-3-0 AWAY: 4-5-0 LAST: W, 37-10 — 2025 vs. Vikings	OVERALL: 7-8-0 HOME: 2-4-0 AWAY: 5-4-0 STANDING: 4th NFC North	The Chargers face the Vikings in for the 16th meeting all-time, with the winning team scoring at least 24 points in all but two of the previous 15 matchups. Los Angeles won the 2023 bout in Minnesota, 28-24, with Justin Herbert setting the all-time NFL record for single-game completion percentage with at least 45 attempts (85.1 pct.).
 ALL-TIME: 30-16-1 HOME: 20-3-1 AWAY: 10-13-0 LAST: W, 27-20 — 2025 at Titans	OVERALL: 3-12-0 HOME: 1-7-0 AWAY: 2-5-0 STANDING: 4th AFC South	The Chargers are 29-16-1 (0.644) against the former AFL West rival. Los Angeles has won 12 of the past 15 games overall, with each of the last three road games being separated by just three points. The Bolts beat the Titans in 2024 after posting seven sacks on the day.
 ALL-TIME: 10-24-0 HOME: 8-9-0 AWAY: 2-15-0 LAST: W, 25-10 — 2025 vs. Steelers	OVERALL: 9-6-0 HOME: 5-3-0 AWAY: 4-3-0 STANDING: 1st AFC North	The Chargers play Pittsburgh for the 34th matchup in history, boasting a 4-2 record on <i>Sunday Night Football</i> in the series. Four of the last five games have been decided by seven or fewer points, including the 2021 <i>Sunday Night Football</i> come-from-behind victory at home.
 ALL-TIME: 9-5-0 HOME: 5-1-0 AWAY: 4-4-0 LAST: L, 35-6 — 2025 at Jaguars	OVERALL: 11-4-0 HOME: 6-2-0 AWAY: 5-2-0 STANDING: 1st AFC South	The Week 11 matchup marks the 14th regular-season meeting between the teams. The Bolts have won nine of the 13 previous matchups, including four of the last five road games. Los Angeles won the 2019 matchup in Jacksonville, 45-10, by recording 27 first downs and totaling 525 total net yards.
 ALL-TIME: 9-5-0 HOME: 6-2-0 AWAY: 3-3-0 LAST: W, 22-19 (OT) — 2025 vs. Eagles	OVERALL: 10-5-0 HOME: 5-2-0 AWAY: 5-3-0 STANDING: 1st NFC East	With an all-time record of 8-5 (.615) against the Eagles, the Chargers host Philadelphia having won three of the last four contests in the series. The Chargers hold a 7-1 mark all-time against the Eagles when scoring at least 20 points.
 ALL-TIME: 6-8-0 HOME: 2-6-0 AWAY: 4-2-0 LAST: W, 34-17 — 2025 at Cowboys	OVERALL: 6-8-1 HOME: 4-3-1 AWAY: 2-5-0 STANDING: 2nd NFC East	Los Angeles head to Dallas to play the Cowboys for the first time in the regular season since 2017. The Bolts have won four of the last seven games against Dallas, including a 22-point victory in Dallas on Thanksgiving in 2017.
 ALL-TIME: 6-3-0 HOME: 2-2-0 AWAY: 4-1-0 LAST: W, 34-24 — 2022 at Texans	OVERALL: 10-5-0 HOME: 6-2-0 AWAY: 4-3-0 STANDING: 2nd AFC South	The Chargers host the Texans for the first time since 2019 sporting a 6-3 record all-time in the regular season against Houston. The Bolts have eclipsed 20 points in each of those regular-season contests against the Texans.

CHARGERS-TEXANS SERIES HISTORY

SERIES BREAKDOWN

All-Time Series Record	6-4 (.600)
Regular Season Series Record	6-3 (.667)
Chargers All-Time vs. Texans	2-2 (.500)
Current Streak	L, One (1) game
Last Meeting	Jan. 11, 2025 at Hou. — L, 32-12
Longest Chargers Win Streak	Four (4) games (2002-10)
Longest Texans Win Streak	Two (2) games (2019-2021)
Head Coach Jim Harbaugh vs. Texans	1-1 (.500)
Harbaugh All-Time vs. Texans*	1-1 (.500)
Most Career GP vs. Texans	OLB Bud Dupree (7)

*(Including years as a player)

TEAM SUPERLATIVES AGAINST TEXANS

Most Points Scored	35 — Oct. 28, 2007 vs. Hou.
Fewest Points Allowed	3 — Sept. 15, 2002 vs. Hou.
Average Points Scored	25.9
Average Points Allowed	22.4
Most Points (Combined)	70 — Dec. 26, 2021 at Hou.
Fewest Points (Combined)	27 — Sept. 15, 2002 vs. Hou.
Largest Margin of Victory	25 — Oct. 28, 2007 vs. Hou.
Most Total Net Yards	419 — Dec. 2, 2022 at Hou.
Fewest Total Net Yards Allowed ...	118 — Sept. 15, 2002 vs. Hou.
Most First Downs	25 — Dec. 26, 2021 at Hou.
Fewest First Downs Allowed	7 — Sept. 15, 2002 vs. Hou.
Most Net Passing Yards	338 — Dec. 2, 2022 at Hou.
Fewest Net Passing Yards Allowed	29 — Sept. 15, 2002 vs. Hou.
Most Rushing Yards	124 — Sept. 15, 2002 vs. Hou.
Fewest Rushing Yards Allowed ...	39 — Sept. 22, 2019 vs. Hou.
Most Takeaways	5 — Oct. 28, 2007 vs. Hou.
Fewest Giveaways	0 — Last: Oct. 28, 2007 vs. Hou.

ALL-TIME GAMES AGAINST TEXANS

Date	Opponent	Result	Venue
Sept. 15, 2002 ..	vs. Houston	W, 24-3	Qualcomm Stadium
Sept. 12, 2004 ..	at Houston	W, 27-20	Reliant Stadium
Oct. 28, 2007 ...	vs. Houston	W, 35-10	Qualcomm Stadium
Nov. 7, 2010	at Houston	W, 29-23	Reliant Stadium
Sept. 9, 2013. ...	vs. Houston	L, 31-28	Qualcomm Stadium
Nov. 27, 2016. ...	at Houston	W, 21-13	NRG Stadium
Sept. 22, 2019. ...	vs. Houston	L, 27-20. .	Dignity Health Sports Park
Dec. 26, 2021 ...	at Houston	L, 41-29	NRG Stadium
Oct. 2, 2022	at Houston	W, 34-24	NRG Stadium
Jan. 11, 2025	at Houston*	L, 32-12	NRG Stadium

*AFC Wild Card

MOST RECENT SINGLE-GAME HIGHS

Category	Date	Opp.	Player	No.
Completions	Sept. 22, 2019	vs. Hou.	P.Rivers	31
Comp. Pct.*	Dec. 26, 2021	at Hou.	J.Herbert	77.1
Passing Yards	Dec. 2, 2022	at Hou.	J.Herbert	340
Passing TDs	Sept. 9, 2013	vs. Hou.	P.Rivers	4
Passer Rating*	Nov. 7, 2010	at Hou.	P.Rivers	137.2
Rushing Yards	Sept. 12, 2004	at Hou.	L.Tomlinson	121
Rushing TDs	Dec. 2, 2022	at Hou.	A.Ekeler	2
Receptions	Sept. 22, 2019	vs. Hou.	K.Allen	13
Receiving Yards	Jan. 11, 2025	at Hou.	L.McConkey	197
Receiving TDs	Sept. 22, 2019	vs. Hou.	K.Allen	2
Scrim. Yards	Jan. 11, 2025	at Hou.	L.McConkey	197
Scrim. TDs	Dec. 2, 2022	at Hou.	A.Ekeler	2
Tackles	Sept. 9, 2013	vs. Hou.	B.Bird	14
Sacks	Sept. 15, 2002	vs. Hou.	B.Leber	3.0
Interceptions	Oct. 28, 2007	vs. Hou.	A.Cromartie	2
FG Made	Dec. 26, 2021	at Hou.	D.Hopkins	3
Net Punt Avg.**	Sept. 28, 2007	vs. Hou.	M.Scifres	52.8

*Min. 20 Pass Attempts

**Min. Three Punts

THE MATCHUP

AT THE HELM



JIM HARBAUGH

Chargers Head Coach

Overall Record: 71-32-1 (.688)
Reg. Season Record: 66-28-1 (.700)
Postseason Record: 13-9-0 (.591)
Record vs. Hou. 1-1-0 (.500)
Home Record: 34-13-1 (.719)

Hometown: Toledo, Oh.
College: Michigan — '87

The Los Angeles Chargers hired Jim Harbaugh as the 19th head coach in franchise history, returning the former Bolts quarterback from the 1999 and 2000 seasons to Southern California. Harbaugh posted a 144-52 record as a collegiate head coach and has a 60-29-1 record as an NFL head coach. As head coach, Harbaugh led the Michigan Wolverines to a National Championship, while previously coaching the San Francisco 49ers to three-straight NFC Championship Games, including an appearance in Super Bowl XLVII.

In five seasons as an NFL head coach, Harbaugh has coached 21 players to a combined 34 Pro Bowl appearances. Among coaches with at least 60 games coached, his .685 winning percentage in the regular season (55-25-1 record) is the eighth-best in NFL history. Harbaugh's teams have allowed just 17.5 points per game in those five seasons, the fifth-best mark for any NFL head coach with at least 75 games coached since the 1970 NFL-AFL Merger.

Harbaugh played quarterback at the University of Michigan, finishing his career as one of the most efficient passers in college football history. He posted a 21-3-1 record as a starter for the Wolverines, earning first-team All-American honors and finishing third in voting for the Heisman Trophy in 1986. Harbaugh paced the nation in 1985 in passing efficiency rating, while his career passing efficiency rating ranked as the best in NCAA history for more than 12 years following his time at Michigan.

A native of Toledo, Ohio, Harbaugh and his wife, Sarah, have two daughters — Addison and Katherine — and two sons — Jack and John. He also has three adult children — Jay, James Jr., and Grace. Harbaugh's son, Jay, is the special teams coordinator for the Seattle Seahawks. He is also the younger brother of Baltimore Ravens Head Coach John Harbaugh, and the two are sons of Jack and Jackie Harbaugh.



DeMECO RYANS

Texans Head Coach

Overall Record: 32-21-0 (.604)
Reg. Season Record: 30-19-0 (.612)
Postseason Record: 2-2-0 (.500)
Record vs. LAC: 1-0-0 (1.000)
Road Record: 13-11-0 (.542)

Hometown: Bessemer, Ala.
College: Alabama — '06

DeMeco Ryans enters his third season as head coach of the Texans after being named to the role on Jan. 31, 2023, becoming the sixth head coach in franchise history.

In 2024, the Houston Texans finished the regular season with a 10-7 record and clinched a playoff berth for the eighth time in franchise history. It marked the second time in franchise history that the Texans have made it to the Divisional Round in back-to-back seasons (2012-13). The Texans won their second consecutive AFC South title, making Ryans and QB C.J. Stroud the first quarterback/head coach duo in NFL history to win the division in each of their first two seasons together. Additionally, Ryans and Stroud became the third head coach/quarterback duo in NFL history to win a playoff game in each of their first two seasons and the third duo in NFL history to record 10-plus wins in each of their first two seasons with the team. Ryans joined Bill O'Brien (2018-19) and Gary Kubiak (2011-12) as the only coaches in franchise history to lead their team to back-to-back 10-win seasons.

During his 10-year playing career, Ryans was named AP Defensive Rookie of the Year and PFWA Rookie of the Year in 2006, first-team All-Pro in 2007 and was selected to the Pro Bowl in 2007 and 2009. He appeared in 140 career games (139 starts) throughout his career and registered 970 tackles, 46 passes defended, 13.5 sacks, seven forced fumbles, 10 fumble recoveries and seven interceptions.

A native of Bessemer, Ala., Ryans played linebacker at the University of Alabama (2002-05). As a senior, he was a unanimous All-American selection, SEC Defensive Player of the Year and earned first-team All-SEC honors in 2005. Ryans and his wife, Jamila, have two daughters, Xia and Zuri, and two sons, MJ and Micah.

2025 REGULAR SEASON TEAM RANKINGS



11-4
2nd (AFC West)



10-5
2nd (AFC South)

OFFENSE (NFL RANK)

22.3 (T-16th) Points Per Game 29.1 (T-18th)
345.5 (11th) Net Yds. Per Game 323.9 (19th)
125.3 (6th) Net Rushing Yds. Per Game 106.7 (23rd)
220.2 (13th) Net Passing Yds. Per Game 217.2 (16th)
5.36 (18th) Scrimmage Yds. Per Play 5.05 (25th)
12/179 Opp. Interceptions/Return Yds. 7/55
51/278 Sacks Allowed/Yds. 31/249
14/6 Fumbles/Lost 7/3
47.22% (3rd) Third Down Pct. 38.16% (20th)
50.00% (27th) Red Zone TD Pct. 45.10% (31st)
33:08 (1st) Time of Possession Avg. 32:09 (3rd)
18 (T-16th) Giveaways. 10 (T-2nd)

DEFENSE (NFL RANK)

20.1 (8th) Points Per Game 16.6 (1st)
283.1 (3rd) Net Yds. Per Game 272.3 (1st)
103.8 (T-10th) Net Rushing Yds. Per Game 96.2 (4th)
179.3 (6th) Net Passing Yds. Per Game 176.1 (4th)
5.02 (9th) Scrimmage Yds. Per Play 4.74 (4th)
17/120 Interceptions/ Return Yds. 17/126
41/239 Sacks/Yds. 41/323
15/4 Opp. Fumbles/Lost 16/8
35.84% (6th) Third Down Pct. 34.55% (3rd)
50.00% (T-4th) Red Zone TD Pct. 60.00% (23rd)
21 (7th) Takeaways. 25 (3rd)

+3 (*th) TURNOVER MARGIN +15 (2nd)

SPECIAL TEAMS (NFL RANK)

48.8 (7th) Punts-Avg. Yds. (Gross) 47.7 (12th)
41.7 (15th) Punts-Avg. Yds. (Net) 41.4 (17th)
6.2 (30th) Punt Returns-Avg. Per. 10.9 (14th)
14.7 (30th) Punt Returns-Avg. Per Allowed. 10.0 (16th)
24.7 (26th) Kickoff Returns-Avg. Per 26.2 (12th)
28.2 (29th) Kickoff Returns-Avg. Per Allowed. 26.5 (22nd)
36/38 (3rd) Field Goals Made/Attempted. 40/44 (1st)

PENALTIES (NFL RANK)

96/737 (T-14th) Penalties Against/Yds. .. 103/842 (T-20th)

THE MATCHUP

WITHIN STRIKING DISTANCE

K Cameron Dicker

- Needs four made field goals to reach 40 on the season, breaking his own career high and team record of 39 made field goals last season.
- Needs 10 points scored to reach 151 on the season, breaking his own career high and team record of 150 last season.

LB Troy Dye

- Needs three tackles to reach 53 on the year and set a single-season career high.

QB Justin Herbert

- Needs 302 passing yards to reach 24,886 for his career and pass Hall of Fame QB Peyton Manning for the most in NFL history by a player within the first six seasons of a career.
- Needs 509 passing yards to record the fourth season of his career with 4,000 passing yards.

S Derwin James Jr.

- Needs a sack to be the sixth NFL player and first defensive back since at least 2000 to have 600 tackles, 20.0 sacks and 10 interceptions within their first eight pro seasons.
- Needs a sack to be the third player with 600 tackles, 20.0 sacks and 40 tackles for loss within the first 100 games of a career since tackles for loss began being tracked in 2008.
- Needs 2.5 sacks to reach 21.5 for his career, which would tie Jamal Adams for the most sacks by a defensive back through the first eight seasons of a career.
 - Would also tie Adams for the most sacks by a defensive back through the first 100 games of a career.
 - Would also tie Adams for the most sacks by a defensive back before turning 30 years old.

WR Quentin Johnston

- Needs a receiving touchdown to reach nine on the year and set a single-season career high.

OLB Khalil Mack

- Needs a half-sack to reach six on the season, which would extend his streak of seasons with at least six sacks to 11 consecutive, tied for the fourth-longest since 1982 when sacks became an official statistic.

WR Ladd McConkey

- Needs two receptions to reach 149 for his career and set the record for the most catches by a Charger through the first two seasons of a career.
- Needs 185 receiving yards to reach 2,092 for his career and set the record for the most receiving yards by a Charger through the first two seasons of a career.
- Needs a touchdown catch to join WR John Jefferson as the only Chargers to begin a career with back-to-back seasons with seven or more touchdown catches.
- Needs two receiving touchdowns to reach eight on the year and set a single-season career high.

DB Elijah Molden

- Saturday will mark career game No. 60 and a start would be the 40th of his career.

S RJ Mickens

- Needs one more interception to have three on the season, the most by a Chargers rookie selected in the sixth round or later in the Super Bowl era (since 1966).

OLB Odafe Oweh

- Needs three sacks to record his second-straight season with 10.0 sacks.

LB Del'Shawn Phillips

- Needs two special teams tackles to reach 25 on the season, which would be the most by any NFL player in a single season since 2009.
- Needs five special teams tackles to reach 28 on the season, tying LB Heath Farwell (Min., 2007) for the most in a single season since special teams tackles began being tracked in 1994.

OLB Tuli Tuipulotu

- Needs a sack to reach 14.0 on the season and tie DE Lee Williams (1989) for the fifth-most in a single season by a Charger since sacks became an official stat in 1982.
- Needs two sacks to reach 15.0 on the season, tying DE Lee Williams (1986) for the fourth-most in a single season by a Charger since sacks became an official stat in 1982.
- Needs four sacks to be the 10th player since sacks became an official stat in 1982 to record 30.0 sacks before turning 24 years old.

2025 INDIVIDUAL LEADERS



11-4
2nd (AFC West)



10-5
2nd (AFC South)

PASSING YARDS

Herbert3,491 Stroud 2,628

RUSHING YARDS

Vidal 631 Marks584
Hampton 516 Chubb505
Herbert 461 Stroud204

RECEIVING YARDS

McConkey 758 Collins 1,060
Allen 724 Schultz685
Johnston 637 Higgins 414
Gadsden609 Hutchinson323

POINTS SCORED

Dicker141 Fairbairn 132
Johnston 48 Collins44
McConkey 36 Marks36

INTERCEPTIONS

Jackson 4 Stingley 4
Jefferson 4 Bullock 4
Three others 2 Pitre/Lassiter 4

SACKS

Tuipulotu13.0 Hunter13.0
Oweh7.0 Anderson 11.5
Mack5.5 Barnett 3.0

TACKLES (SOLO)

Henley 90 (50) Al-Shaair 96 (46)
James Jr.86 (46) Lassiter85 (57)
Dye 50 (50) To'oTo'o79 (36)
Molden49 (26) Pitre66 (39)

KICKOFF RETURNS (AVG.)

Davis18 (25.8) Noel21 (27.8)

PUNT RETURNS (AVG.); FC

Davis10 (6.6); 15 Noel 29 (11.2); 16

FIELD GOALS

Dicker 36/38 (94.7%) Fairbairn 36/40 (90.0%)

PUNTS (GROSS/NET AVG.)

Scott46 (48.8/41.7) Townsend 64 (47.7/41.4)

*Player no longer with team.

CHARGERS-TEXANS CONNECTIONS

COLLEGE CONNECTIONS



LAC	Jim Harbaugh	2015-23
LAC	Jim Harbaugh (QB)	1982-86
LAC	RB Hassan Haskins	2018-21
LAC	CB Benjamin St-Juste	2017
LAC	Ben Herbert	2018-23
LAC	Ben Rabe	2019-23
LAC	Steve Clinkscale	2021-23
HOU	WR Nico Collins	2017-19
HOU	Ben McDaniels	2018-20
HOU	Stephen Adegoke	2021



LAC	DL Justin Eboigbe	2019-23
HOU	DE Will Anderson Jr.	2020-22
HOU	LB Christian Harris	2019-21
HOU	LB Henry To'oTo'o	2021-22
HOU	Pat Reilly	2018-20



LAC	WR Ladd McConkey	2020-23
LAC	OL Jamaree Salyer	2018-21
LAC	Robert Muschamp	2021-22
HOU	CB Kamari Lassiter	2021-23
HOU	CB Ameer Speed	2017-21



LAC	CB Donte Jackson	2015-17
LAC	T Austin Deculus	2017-21
LAC	Jeff Carpenter	2021
HOU	LB Damone Clark	2018-21
HOU	G Ed Ingram	2017-21
HOU	CB Derek Stingley Jr.	2019-21
HOU	Sean Baker	2020



LAC	OLB Tuli Tuipulotu	2020-22
LAC	Kiel McDonald	2022-23
HOU	S Calen Bullock	2020-23
HOU	DE Solomon Byrd	2022-23
HOU	T Jarrett Kingston	2023



LAC	LB Daiyan Henley	2017-21
HOU	Asauni Rufus	2014-18



LAC	RB Kimani Vidal	2020-22
HOU	C Jake Andrews	2018-22
HOU	Cole Popovich	2022
HOU	Cole Weeks	2019-21



LAC	RB Omarion Hampton	2022-24
HOU	RB British Brooks	2018-23



LAC	DB Elijah Molden	2017-20
LAC	TE Will Dssly	2014-17
HOU	CB Myles Bryant	2016-19



LAC	T Bobby Hart	2011-14
LAC	S Derwin James Jr.	2015-17
HOU	Will Burnham	2012-14, 2015



LAC	LS Josh Harris	2008-11
LAC	Robert Muschamp	2015-18
HOU	Cole Weeks	2018-18
HOU	Nick Caley	2008



LAC	OLB Odafe Oweh	2018-20
LAC	WR KeAndre Lamber-Smith	2020-23
LAC	Kirk Campbell	2017-19
HOU	C/G Juice Scruggs	2018-22

Underlined indicates coaching or administrative roles.

NOTEWORTHY BONDS

Chargers **Head Coach Jim Harbaugh** (2015-23), **Executive Director of Player Performance Ben Herbert** (2018-23), **Director of Performance Analytics Ben Rabe** (2019-23), and **Defensive Backs Coach Steve Clinkscale** (2021-23) spent time as members of the Michigan coaching staff along side Houston **Wide Receivers/Offensive Passing Game Coordinator Ben McDaniels** and **Safeties Coach Stephen Adegoke**. Harbaugh led a Wolverines team with Chargers **RB Hassan Haskins** (2018-21), **CB Benjamin St-Juste** (2017), and Texans **WR Nico Collins** (2017-19) to three consecutive bowl game appearances (2017-19).

Five members of the Chargers coaching staff spent multiple stints in Houston as a part of the Texans organization. Chargers **Offensive Coordinator Greg Roman** (2002-05) coached the tight ends from 2002-03 and the quarterbacks from 2004-05, **Offensive Quality Control/Tight Ends Coach Jeff Carpenter** served as a quality control coach for the 2015 season, **Offensive Line Coach Mike Devlin** spent six seasons coaching the Texans offensive line (2015-20), **Run-Game Coordinator/Tight Ends Coach Andy Bischoff** oversaw the tight ends in 2021, and **Quarterbacks Coach Shane Day** served as a senior offensive assistant for the 2023 season.

Chargers **LT Austin Deculus** (2022-24), **LB Denzel Perryman** (2023), **DL Teair Tart** (2023) and **LB Del'Shawn Phillips** (2024) all played at least one season in Houston wearing the deep steel blue, battle red and liberty white.

Texans **DT Naquan Jones** spent half of the 2025 season in the Chargers defensive line room seeing action in eight games totaling 10 tackles (six solo), one tackle for loss and one pass defended.

Texans **S Calen Bullock** (2020-23), **DE Solomon Byrd** (2022-23) and **T Jarrett Kingston** (2023) will be making a return to a familiar area having spent time at USC with Chargers **OLB Tuli Tuipulotu** (2020-22) and **Running Backs Coach Kiel McDonald** (2022-23).

Chargers **RB Kimani Vidal** (2020-22) will be welcoming fellow Troy Trojans, Texans **Defensive Assistant Cole Weeks**, (2019-21) **Offensive Line/Offensive Run Game Coordinator Cole Popovich** (2022), and **C Jake Andrews** (2018-22), to SoFi on Saturday. Weeks worked closely with Vidal as Troy's Running Backs Coach for two seasons. In their first season spent together, Vidal ranked sixth among all freshmen running backs averaging 3.83 yards after contact and eighth with four touchdowns.

PRO CONNECTIONS

Asst. General Manager Chad Alexander (2019-23)
G Mekhi Becton Sr. (2020-23)
TE Tyler Conklin (2022-24)



WR Braxton Berrios (2019-22)
DT Sheldon Rankins (2021-22)

Linebackers Coach NaVorro Bowman (2010-17)
S Tony Jefferson (2021)
QB Trey Lance (2021-23)



T Trent Brown (2015-17)
LB Azeez Al-Shaair (2019-22)

Special Teams Coord. Ryan Ficken (2006-21)
TE Tyler Conklin (2018-21)
LB Troy Dye (2020-23)



DE Danielle Hunter (2015-23)
G Ed Ingram (2022-23)

Offensive Assistant Josh Hammond (2022-23)



T Trent Brown (2018, 2022-23)
CB Myles Bryant (2020-23)
C Jake Andrews (2023)
CB Ameer Speed (2023)

OLB Khalil Mack (2014-17)
C Andre James (2019-24)



DE Denico Autry (2014-17)
T Trent Brown (2019-20)
TE Harrison Bryant (2024)

DL Teair Tart (2020-23)
OLB Bud Dupree (2021-22)
DL Da'Shawn Hand (2021-22)
S Elijah Molden (2021-23)
RB Hassan Haskins (2022-23)



DE Denico Autry (2021-23)
DT Naquan Jones (2021-23)
LB Azeez Al-Shaair (2023)

WR Keenan Allen (2024)



CB Ameer Speed (2024)

DL Da'Shawn Hand (2023-24)



WR Braxton Berrios (2023-24)

Italicized indicates coaches who were players at the time.

JOE HORTIZ

PLAYER OF THE WEEK HONORS

One of the NFL's top talent evaluators for the last quarter century, **Joe Hortiz** brought his shrewd eye for talent and roster construction to the Chargers in his first season as General Manager — as the Bolts featured a pair of players acquired or extended by Hortiz that earned AFC Player of the Week recognition.

In his first draft as GM, Hortiz selected **CB Tarheeb Still** in the fifth round. The Maryland product turned in a breakout performance in Los Angeles' Week 13 victory over Atlanta, becoming the first Chargers rookie to win AFC Defensive Player of the Week since 2007. He led all NFL players in Week 13 with two interceptions, including one that he returned 61 yards for a touchdown that proved to be the winning score.

Hortiz extended **K Cameron Dicker** right before the 2024 season, locking in the most accurate kicker in NFL history for the Bolts for the foreseeable future. Dicker capped his 2024 campaign with back-to-back AFC Special Teams Player of the Week awards in Weeks 17 and 18. He was the only player in 2024 to win any Player of the Week honor in back-to-back weeks. Over those two games, Dicker led all NFL players with 30 points scored and eight field goals made.

This season, Dicker continued his excellence by making each of his first 15 field goals and all 14 extra point attempts. He was named AFC Special Teams Player of the Week after a Week 6 victory in Miami that saw him nail all five field goals, including a 33-yard game-winner in the game's waning seconds. Dicker earned a second Player of the Week honor for his Week 15 performance that saw him total 10 of the team's 16 points in the victory against Kansas City, making all three field goals and an extra point.

CHARGERS TO WIN AFC PLAYER OF THE WEEK, ACQUIRED OR EXTENDED SINCE 2024

Season	Player	Phase	Week
2024	CB Tarheeb Still	Defense	Week 13 at Atl.
	K Cameron Dicker	Special Teams	Week 17 at N.E.
	K Cameron Dicker	Special Teams	Week 18 at L.V.
2025	K Cameron Dicker	Special Teams	Week 6 at Mia.
	K Cameron Dicker	Special Teams	Week 15 at K.C.



PFWA SUPERLATIVES

Joe Hortiz made his first draft choice as a general manager with the No. 5 overall pick of the 2024 NFL Draft, selecting **T Joe Alt**. Alt turned in a stellar rookie campaign, becoming one of the top tackles in the AFC, earning All-Rookie recognition from the *Professional Football Writers of America*.

Below is a look at Hortiz's draft picks that have been recognized by the *PFWA* as All-NFL, All-AFC or All-Rookie:

CHARGERS DRAFT PICK SUPERLATIVES FROM PFWA WHILE WITH TEAM, SINCE 2024

Drafted	Player	All-NFL	All-AFC	All-Rookie
2024	T Joe Alt	0	0	1

JIM HARBAUGH

A PROVEN WINNER

Fresh off coaching his alma mater, the University of Michigan, to a 15-0 season and CFP National Championship in 2023, **Jim Harbaugh** continued his culture of winning with the Bolts, leading the Chargers to an 11-6 record in his first season as head coach. He began his second season with a 3-0 record in the first three weeks, with all three wins coming against AFC West foes. Harbaugh now has six consecutive victories on Kickoff Weekend, the longest winning streak on Kickoff Weekend among active NFL head coaches.

He has a 66-29-1 record (.693 pct.) as an NFL head coach, the seventh-best winning percentage in history among NFL head coaches with at least 60 games coached.

HEAD COACH WINNING PCT., REGULAR SEASON, MIN. 60 GAMES COACHED, NFL HISTORY

Rk.	Teams	Coach	W	L	T	Pct.
1.	Four Teams*	Guy Chamberlin	58	16	7	.784
2.	Oak.	John Madden	103	32	7	.759
3.	G.B./Was.	Vince Lombardi	96	34	6	.738
4.	Was.	Ray Flaherty	54	21	3	.720
5.	LAR/Was.	George Allen	116	47	5	.712
6.	Phi.	Nick Sirianni	58	25	0	.699
7.	S.F./LAC	Jim Harbaugh	66	29	1	.693
8.	Cle.	Blanton Collier	76	34	2	.691
9.	Three Teams**	George Halas	318	148	31	.682
10.	BalC***/Mia.	Don Shula	328	156	6	.677

*Canton Bulldogs/Cleveland Bulldogs/
Frankford Yellow Jackets/Chicago Cardinals
**Decatur Staleys/Chicago Staleys/Chicago Bears
***Baltimore Colts

Over his NFL coaching career, Harbaugh's teams have allowed just 17.9 points per game, the eighth-best rate for any head coach with at least 80 games coached since the 1970 NFL-AFL Merger.

POINTS ALLOWED PER GAME, HEAD COACHES, REGULAR SEASON, MIN. 80 GAMES COACHED, NFL, SINCE 1970

Rank	Team/s	Coach	Points Allowed/Game
1.	LAR/Was.	George Allen	15.1
2.	Min.	Bud Grant	17.1
3.	Bal.	Brian Billick	17.3
4.	Oak.	John Madden	17.4
5.	Pit.	Bill Cowher	17.6
6.	Cin.	Paul Brown	17.7
7.	Pit.	Chuck Noll	17.8
8.	S.F./LAC	Jim Harbaugh	17.9
9.	S.F./Car.	George Seifert	18.0
10.	Mia.	Don Shula	18.1



COACHING AT AN ALL-STAR LEVEL

Jim Harbaugh, one of the top motivators in football, is known for being able to get the very best out of his players. His motivational skills are evident in the number of all-stars he has coached, as Harbaugh has now coached 25 different players to be named to a combined 39 Pro Bowl selections.

PRO BOWLERS COACHED BY JIM HARBAUGH

Season	Team	Harbaugh Position	Pro Bowlers
2011	San Francisco	Head Coach	9
			<i>K David Akers, S Dashon Goldson, RB Frank Gore, LS Brian Jennings, P Andy Lee, CB Carlos Rogers, DT Justin Smith, T Joe Staley, LB Patrick Willis</i>
2012	San Francisco	Head Coach	9
			<i>LB NaVorro Bowman, S Dashon Goldson, RB Frank Gore, G Mike Iupati, OLB Aldon Smith, DT Justin Smith, T Joe Staley, S Donte Whitner, LB Patrick Willis</i>
2013	San Francisco	Head Coach	9
			<i>LB NaVorro Bowman, LB Ahmad Brooks, TE Vernon Davis, RB Frank Gore, G Mike Iupati, S Eric Reid, DT Justin Smith, T Joe Staley, LB Patrick Willis</i>
2014	San Francisco	Head Coach	3
			<i>S Antoine Bethea, G Mike Iupati, T Joe Staley</i>
2024	L.A. Chargers	Head Coach	4
			<i>OLB Joey Bosa, S Derwin James Jr., OLB Khalil Mack, T Rashawn Slater</i>
2025	L.A. Chargers	Head Coach	5
			<i>T Joe Alt, K Cameron Dicker, QB Justin Herbert, S Derwin James Jr., OLB Tuli Tuipulotu</i>
Totals	25 Players		39 Pro Bowls

FAST 50

In 2024, **Jim Harbaugh** reached his 50th career win as an NFL head coach. He reached that mark in his 73rd game, tied as the fourth-fastest coach to do so in the last 30 years.

FEWEST GAMES TO 50 WINS, NFL HEAD COACHES, SINCE 1995

Rank	Team/s	Coach	Games
1.	Atl.	Mike Smith	71
2.	Bal.	John Harbaugh	72
	LAR	Sean McVay	72
4.	S.F./LAC	Jim Harbaugh	73
	Pit.	Bill Cowher	73

ASSISTANT COACHES



RYAN FICKEN

SPECIAL TEAMS COORDINATOR

19TH NFL SEASON | 4TH SEASON WITH CHARGERS



GREG ROMAN

OFFENSIVE COORDINATOR

27TH NFL SEASON | 2ND SEASON WITH CHARGERS



NAVORRO BOWMAN

LINEBACKERS

10TH NFL SEASON | 2ND SEASON WITH CHARGERS



KIRK CAMPBELL

OFFENSIVE ASSISTANT

1ST NFL SEASON | 1ST SEASON WITH CHARGERS



STEVE CLINKSCALE

DEFENSIVE BACKS

2ND NFL SEASON | 2ND SEASON WITH CHARGERS



MIKE DEVLIN

OFFENSIVE LINE

30TH NFL SEASON | 2ND SEASON WITH CHARGERS



ADAM FULLER

SAFETIES

1ST NFL SEASON | 1ST SEASON WITH CHARGERS



JOSH HAMMOND

OFFENSIVE ASSISTANT

4TH NFL SEASON | 2ND SEASON WITH CHARGERS



MIKE HIESTAND

DEFENSIVE ASSISTANT


7TH NFL SEASON | 4TH SEASON WITH CHARGERS



KIEL McDONALD

RUNNING BACKS

2ND NFL SEASON | 2ND SEASON WITH CHARGERS



ROBERT MUSCHAMP

DEFENSIVE QUALITY CONTROL

3RD NFL SEASON | 3RD SEASON WITH CHARGERS



JESSE MINTER

DEFENSIVE COORDINATOR

6TH NFL SEASON | 2ND SEASON WITH CHARGERS



ANDY BISCHOFF

RUN GAME COORDINATOR/TIGHT ENDS

13TH NFL SEASON | 2ND SEASON WITH CHARGERS



MARCUS BRADY

PASSING GAME COORDINATOR

8TH NFL SEASON | 2ND SEASON WITH CHARGERS



JEFF CARPENTER

OFFENSIVE QUALITY CONTROL/TIGHT ENDS


3RD NFL SEASON | 2ND SEASON WITH CHARGERS



SHANE DAY

QUARTERBACKS

17TH NFL SEASON | 4TH SEASON WITH CHARGERS



MIKE ELSTON

DEFENSIVE LINE

2ND NFL SEASON | 2ND SEASON WITH CHARGERS



CHRIS GOULD

ASSISTANT SPECIAL TEAMS

11TH NFL SEASON | 4TH SEASON WITH CHARGERS



NICK HARDWICK

ASSISTANT OFFENSIVE LINE

13TH NFL SEASON | 13TH SEASON WITH CHARGERS



SANJAY LAL

WIDE RECEIVERS


21ST NFL SEASON | 2ND SEASON WITH CHARGERS



RICK MINTER

SENIOR ANALYST

5TH NFL SEASON | 2ND SEASON WITH CHARGERS



DYLAN RONEY

OUTSIDE LINEBACKERS

2ND NFL SEASON | 2ND SEASON WITH CHARGERS

TEAM NOTES

WELCOME TO L.A.



22 players on Los Angeles' active roster were new this season.

HOW NEW CHARGERS WERE ACQUIRED

How Acquired	New Players
Draft Selections	7
Undrafted Free Agents/IPP	2
Veteran Free Agents	10
Practice Squad Signings	0
Trades	3
Waiver Claims	0
Totals	22

NEW CHARGERS ON THE ACTIVE ROSTER

Pos.	Player	Exp.	How Acq.
WR	Keenan Allen	13	Free Agent
G	Mekhi Becton Sr.	6	UFA (Philadelphia)
DL	Jamaree Caldwell	R	Draft Selection (3-86)
TE	Tyler Conklin	8	UFA (N.Y. Jets)
T	Austin Deculus	3	Trade (Houston)
TE	Oronde Gadsden	R	Draft Selection (5-165)
RB	Omarion Hampton	R	Draft Selection (1-22)
DL	Da'Shawn Hand	8	UFA (Miami)
WR	Tre' Harris	R	Draft Selection (2-55)
T	Bobby Hart	9	Free Agent
CB	Donte Jackson	8	UFA (Pittsburgh)
C	Andre James	7	Free Agent
OLB	Kyle Kennard	R	Draft Selection (4-125)
WR	KeAndre Lambert-Smith	R	Draft Selection (5-158)
QB	Trey Lance	5	UFA (Dallas)
S	RJ Mickens	R	Draft Selection (6-214)
OLB	Odafe Oweh	5	Trade (Baltimore)
OL	Trevor Penning	4	Trade (New Orleans)
LB	Del'Shawn Phillips	6	UFA (Houston)
CB	Nikko Reed	R	Undrafted Free Agent
CB	Benjamin St-Juste	4	UFA (Washington)
LB	Marlowe Wax	R	Undrafted Free Agent

COACH LOCATIONS

For the 2025 season, 22 members of the Chargers coaching staff are down on the sideline while 10 others are up in the booth. The location of each coach can be seen below:

CHARGERS COACHES DOWN ON THE SIDELINE (22)

Name	Position
Jim Harbaugh	Head Coach
Ryan Ficken	Special Teams Coordinator
Jesse Minter	Defensive Coordinator
Andy Bischoff	Run Game Coordinator/Tight Ends
NaVorro Bowman	Linebackers
Marcus Brady	Passing Game Coordinator
Steve Clinkscale	Defensive Backs
Shane Day	Quarterbacks
Mike Devlin	Offensive Line
Mike Elston	Defensive Line
Chris Gould	Assistant Special Teams
Josh Hammond	Offensive Assistant
Nick Hardwick	Assistant Offensive Line
Sanjay Lal	Wide Receivers
Kiel McDonald	Running Backs
Dylan Roney	Outside Linebackers
Maurquice Shakir	Alex G. Spanos Coaching Fellow
Ben Herbert	Executive Director of Player Performance
Jonathan Brooks	Head Strength & Conditioning
Devin Woodhouse	Head Strength & Conditioning
Ben Rabe	Director of Performance Analytics
Lincoln DeWolf	Performance Analyst

CHARGERS COACHES UP IN THE BOOTH (10)

Name	Position
Greg Roman	Offensive Coordinator
Kirk Campbell	Offensive Assistant
Jeff Carpenter	Offensive Quality Control/Tight Ends
Adam Fuller	Safeties
Mike Hiestand	Defensive Assistant
Rick Minter	Senior Analyst
Robert Muschamp	Defensive Quality Control
Chuka Ndulue	Alex G. Spanos Coaching Fellow
Justin Poindexter	Alex G. Spanos Coaching Fellow
Miles Taylor	Alex G. Spanos Coaching Fellow

TEAM NOTES

WINS IN THE BIG MOMENTS

The Chargers have won in big moments throughout the 2025 season, headlined by a 5-0 record in prime-time games and a 5-0 record in the division. The five wins in primetime are the most in a single season in team history.

Los Angeles' five wins against the AFC West are tied for the fifth-most victories against division opponents in a season since the 1970 NFL-AFL Merger. The four years with six division wins came when the Chargers had eight divisional matchups in a season.

PRIME-TIME WINS, SINGLE SEASON, CHARGERS HISTORY

Rank	Season	Prime-Time Wins
1.	2025	5
2.	2008	4
	2006	4
4.	2022	3
	2010	3

AFC WEST WINS, SINGLE SEASON, CHARGERS, SINCE 1970

Rank	Season	AFC West Wins
1.	1994	6
	1981	6
	1980	6
	1979	6
5.	2025	5
	2009	5
	2008	5
	2007	5
	2006	5
	2004	5
	1999	5
	1996	5
	1992	5
	1978	5
15.	2024	4
	2013	4
	2012	4
	1995	4
	1989	4
	1983	4

LOCK DOWN DEFENSE

The Los Angeles defense ranks No. 3 this season in total defense, allowing 283.1 total net yards per game. The unit allows 179.3 net passing yards per game, good for No. 6 in the NFL this season.

TOTAL NET YARDS ALLOWED PER GAME, NFL, 2025

Rank	Team	Total Net Yards Allowed/Game
1.	Houston Texans	272.3
2.	Cleveland Browns	277.8
3.	Los Angeles Chargers	283.1
4.	Denver Broncos	291.6
5.	Minnesota Vikings	296.8

NET PASSING YARDS ALLOWED PER GAME, NFL, 2025

Rank	Team	Net Passing Yards Allowed/Game
1.	Cleveland Browns	164.1
2.	Buffalo Bills	167.1
3.	Minnesota Vikings	169.2
4.	Houston Texans	176.1
5.	New Orleans Saints	177.3
6.	Los Angeles Chargers	179.3
7.	Philadelphia Eagles	192.3

Over the last two seasons, the defense has been one of the best units in football, allowing 305.0 total net yards per game to rank third in the NFL in that time. Over the same span, the passing defense ranks fourth in the league, allowing 194.0 net passing yards per game.

TOTAL NET YARDS ALLOWED PER GAME, NFL, SINCE 2024

Rank	Team	Total Net Yards Allowed/Game
1.	Houston Texans	295.0
2.	Philadelphia Eagles	295.9
3.	Los Angeles Chargers	305.0
4.	Denver Broncos	305.2
5.	Green Bay Packers	308.5

NET PASSING YARDS ALLOWED PER GAME, NFL, SINCE 2024

Rank	Team	Net Passing Yards Allowed/Game
1.	Philadelphia Eagles	182.7
2.	Houston Texans	189.3
3.	Cleveland Browns	189.8
4.	Los Angeles Chargers	194.0
5.	Buffalo Bills	198.4

TEAM NOTES

EFFICIENT OFFENSIVE PRODUCTION

The Chargers lead the AFC in third down offense this season, converting 47.2 percent of third-down attempts (102-of-216). Los Angeles' 102 conversions on third down are a league high in 2025. Over the last two seasons, the Bolts rank eighth in the NFL, moving the chains on 191 of their 437 attempts (43.7 pct.).

THIRD DOWN OFFENSE, NFL, 2025

Rank	Team	3D Att.	3D Conv.	3D Pct.
1.	Green Bay	187	94	50.3
2.	San Francisco	194	97	50.0
3.	L.A. Chargers	216	102	47.2
4.	Buffalo	182	82	45.1
5.	Arizona	200	86	43.0

THIRD DOWN OFFENSE, NFL, SINCE 2024

Rank	Team	3D Att.	3D Conv.	3D Pct.
1.	San Francisco	391	181	46.3
2.	Tampa Bay	416	190	45.7
3.	Green Bay	377	169	44.8
4.	Buffalo	384	171	44.5
5.	Kansas City	420	186	44.3
6.	Cincinnati	409	181	44.3
7.	Baltimore	368	161	43.8
8.	L.A. Chargers	437	191	43.7
9.	Detroit	393	170	43.3
10.	Arizona	393	169	43.0

HIT THE GROUND RUNNING

The Bolts feature the sixth-ranked rushing offense in the NFL in 2025, averaging 125.3 yards per game. The average also ranks third in the AFC.

RUSHING YARDS PER GAME, NFL, 2025

Rank	Team	Total Net Yards/Game
1.	Buffalo Bills	158.9
2.	Chicago Bears	152.1
3.	Baltimore Ravens	147.9
4.	Washington Commanders	133.9
5.	Los Angeles Rams	126.3
6.	Los Angeles Chargers	125.3
7.	New York Giants	125.3

GETTING OFF THE FIELD

The Bolts rank No. 6 in the NFL in third down defense in 2025, allowing just 62 conversions on 173 attempts (35.8 pct.). Los Angeles' 62 conversions allowed on third down is a league low in 2025. The unit is the sixth-best third down defense in the NFL over the last two seasons, allowing 142 conversions on 397 attempts (35.8 pct.).

THIRD DOWN DEFENSE, NFL, 2025

Rank	Team	3D Att.	3D Conv.	3D Pct.
1.	Denver	206	69	33.5
2.	Seattle	214	72	33.6
3.	Houston	191	66	34.6
4.	New Orleans	184	64	34.8
5.	Minnesota	197	69	35.0
6.	L.A. Chargers	173	62	35.8
7.	Baltimore	208	75	36.1

THIRD DOWN DEFENSE, NFL, SINCE 2024

Rank	Team	3D Att.	3D Conv.	3D Pct.
1.	Detroit	375	132	35.2
2.	Houston	411	145	35.3
3.	Minnesota	416	147	35.3
4.	Seattle	438	155	35.4
5.	Denver	442	157	35.5
6.	L.A. Chargers	397	142	35.8
7.	Cleveland	424	155	36.6

A TOP DEFENSE

In 2024, the Chargers ranked No. 1 in the NFL in scoring defense by allowing just 17.7 points per game. This year, Los Angeles ranks eighth the NFL, allowing an average of 20.1 points per game. Over the last two seasons, Los Angeles' 18.8 points allowed per game is the second-best in the NFL.

POINTS ALLOWED PER GAME, NFL, 2025

Rank	Team	Points Allowed/Game
1.	Houston Texans	16.6
2.	Seattle Seahawks	18.6
3.	Philadelphia Eagles	19.3
4.	Kansas City Chiefs	19.6
5.	Denver Broncos	19.7
6.	Los Angeles Rams	19.9
7.	New England Patriots	20.0
8.	Los Angeles Chargers	20.1
9.	Green Bay Packers	20.2
10.	Jacksonville Jaguars	20.8

POINTS ALLOWED PER GAME, NFL, SINCE 2024

Rank	Team	Points Allowed/Game
1.	Philadelphia Eagles	18.5
2.	Los Angeles Chargers	18.8
3.	Denver Broncos	18.9
4.	Kansas City Chiefs	19.4
5.	Houston Texans	19.4

TEAM NOTES

BEND, DON'T BREAK

Los Angeles continued its excellence as a red zone defense in 2025, having been the NFL's best in 2024. That season, the unit allowed just 18 touchdowns on 40 red zone drives (45.0 pct.). The 45.0 defensive red zone percentage led the league in 2024.

The Bolts rank tied for fourth in the NFL this season, allowing 23 red zone touchdowns on 46 drives (50.0 pct.). Since the beginning of the 2024 season, the Bolts have allowed 41 touchdowns on 86 red zone drives (47.7 pct.), good for the second-best defensive red zone percentage in the NFL.

RED ZONE DEFENSE, NFL, SINCE 2024

Rank	Team	RZ Drives	RZ TDs	RZ Pct.
1.	Denver	93	42	45.2
2.	L.A. Chargers	86	41	47.7
3.	L.A. Rams	103	50	48.5
4.	Chicago	111	55	49.5
5.	Philadelphia	90	45	50.0

RED ZONE DEFENSE, NFL, 2025

Rank	Team	RZ Drives	RZ TDs	RZ Pct.
1.	Minnesota	47	20	42.6
2.	Denver	44	19	43.2
3.	L.A. Rams	47	22	46.8
4.	L.A. Chargers	46	23	50.0
	Philadelphia	42	21	50.0
6.	Baltimore	57	29	50.9
7.	Seattle	49	25	51.0

APPLY THE PRESSURE

This season, Los Angeles ranks tied for No. 6 in the NFL and tied for tied for fourth in the AFC with 41.0 sacks. The Bolts are tied for the third-ranked team in the NFL this season with 19.0 sacks on third down.

SACKS, NFL, 2025

Rank	Team	Sacks
1.	Denver Broncos	63.0
2.	Atlanta Falcons	50.0
3.	Cleveland Browns	49.0
4.	Pittsburgh Steelers	43.0
5.	Seattle Seahawks	42.0
6.	Los Angeles Chargers	41.0
	Detroit Lions	41.0
	Houston Texans	41.0
	Los Angeles Rams	41.0
10.	Minnesota Vikings	40.0

SACKS, THIRD DOWN, NFL, 2025

Rank	Team	Sacks
1.	Denver Broncos	29.0
2.	Cleveland Browns	22.0
3.	Los Angeles Chargers	19.0
	New Orleans Saints	19.0
4.	Houston Texans	17.0
	Miami Dolphins	17.0

PASS BREAKUP MACHINE ON MONDAY NIGHT

Twice on *Monday Night Football* this season, the Bolts defense has locked down opposing passers, totaling 25 pass breakups across two games. The Chargers are the fourth team in the last 20 years to total more than 20 pass breakups on *MNF* in a single season, and the first to reach 25 or more since the 2006 Philadelphia Eagles.

MOST PASSES DEFENSED, MONDAY NIGHT FOOTBALL, SINGLE SEASON, NFL, SINCE 2000

Rank	Season	Team	Passes Defensed
1.	2006	Philadelphia Eagles	27
2.	2025	Los Angeles Chargers	25
3.	2002	Philadelphia Eagles	21
4.	2008	Cleveland Browns	21
	2006	Green Bay Packers	21
	2002	Green Bay Packers	21

In the *Monday Night Football* victory over Las Vegas in Week 2, the defense totaled 15 passes defensed, the most by any team in a single game over the last four seasons. The Bolts are the only team with two performances of 12-plus pass breakups over the last two seasons.

The unit featured seven different players record two or more pass breakups. It was the first game in at least 30 years where a team had seven or more players with multiple passes defensed.

MOST PASSES DEFENSED, SINGLE GAME, NFL, SINCE 2022

Rank	Team	Game	PD
1.	Los Angeles Chargers	Sept. 15, 2025 at L.V.	15
2.	New Orleans Saints	Dec. 8, 2024 at NYG	14
3.	Baltimore Ravens	Nov. 9, 2025 vs. Min.	13
	Pittsburgh Steelers	Nov. 2, 2025 vs. Ind.	13
	Philadelphia Eagles	Sept. 28, 2025 at T.B.	13
	New Orleans Saints	Sept. 24, 2023 at G.B.	13
	Minnesota Vikings	Dec. 4, 2022 vs. NYJ	13

MOST PLAYERS WITH MULTIPLE PASSES DEFENSED, SINGLE GAME, NFL, SINCE 1991

Rank	Team	Game	Players
1.	Los Angeles Chargers	Sept. 15, 2025 at L.V.	7
2.	Kansas City Chiefs	Sept. 25, 2016 vs. NYJ	6
	Miami Dolphins	Nov. 12, 2006 vs. K.C.	6
	Washington Redskins	Jan. 1, 2006 at Phi.	6

In the *Monday Night Football* victory over Philadelphia in Week 14, the Bolts defense featured **CB Cam Hart** and **CB Donte Jackson**, who each had an interception and three pass breakups. It was the third performance in the NFL over the last three seasons with multiple players to record an interception and three passes defensed in a single game.

MOST PLAYERS WITH THREE PASSES DEFENSED AND AN INTERCEPTION, SINGLE GAME, NFL, SINCE 2023

Rank	Team	Game	Players
1.	Los Angeles Chargers	Dec. 8, 2025 vs. Phi.	2
	Los Angeles Chargers	Nov. 3, 2024 vs. Cle.	2
	Cleveland Browns	Dec. 10, 2024 vs. Jax.	2

JUSTIN HERBERT

HERBERT AS A PRO

Since entering the NFL, **Justin Herbert** ranks inside the NFL's top five in completions, passing yards, passing touchdowns and combined touchdowns. His 21 games with 300-plus passing yards rank tied for second in the NFL since 2020.

COMPLETIONS, NFL, SINCE 2020

Rank	Team/s	Player	Completions
1.	K.C.	QB Patrick Mahomes	2,369
2.	LAC	QB Justin Herbert	2,264
3.	LAR/Det.	QB Jared Goff	2,229
4.	Buf.	QB Josh Allen	2,152
5.	Det./LAR	QB Matthew Stafford	1,956

PASSING YARDS, NFL, SINCE 2020

Rank	Team/s	Player	Passing Yards
1.	K.C.	QB Patrick Mahomes	26,527
2.	LAR/Det.	QB Jared Goff	24,875
3.	Buf.	QB Josh Allen	24,677
4.	LAC	QB Justin Herbert	24,584
5.	Det./LAR	QB Matthew Stafford	22,963

PASSING TOUCHDOWNS, NFL, SINCE 2020

Rank	Team/s	Player	Passing Touchdowns
1.	K.C.	QB Patrick Mahomes	191
2.	Buf.	QB Josh Allen	190
3.	LAR/Det.	QB Jared Goff	167
4.	LAC	QB Justin Herbert	161
	G.B./NYJ/Pit.	QB Aaron Rodgers	161
6.	Det./LAR	QB Matthew Stafford	161

COMBINED TOUCHDOWNS, NFL, SINCE 2020

Rank	Team/s	Player	Combined Touchdowns
1.	Buf.	QB Josh Allen	250
2.	K.C.	QB Patrick Mahomes	206
3.	LAC	QB Justin Herbert	177
4.	LAR/Det.	QB Jared Goff	173
5.	Phi.	QB Jalen Hurts	172
6.	G.B./NYJ/Pit.	QB Aaron Rodgers	170
7.	Bal.	QB Lamar Jackson	165

MOST GAMES WITH 300-PLUS PASSING YARDS, NFL, SINCE 2020

Rank	Team/s	Player	Games
1.	K.C.	QB Patrick Mahomes	33
2.	LAC	QB Justin Herbert	31
	Buf.	QB Josh Allen	31
4.	LAR/Det.	QB Jared Goff	28
5.	Cin.	QB Joe Burrow	27



THIRD-DOWN PHENOM

One of the top third-down quarterbacks since entering the NFL, **Justin Herbert** has continued his excellence on third down in 2025. His 75 completions on third down are the fifth-best among all players, while his eight touchdown passes lead the AFC and rank No. 3 in the NFL. Herbert has helped move the chains by registering 58 passing first downs on third down this season, ranking second in the AFC and good for third among all players.

THIRD DOWN COMPLETIONS, NFL, 2025

Rank	Team	Player	Completions
1.	Den.	QB Bo Nix	92
2.	Dal.	QB Dak Prescott	90
3.	Det.	QB Jared Goff	81
4.	Chi.	QB Caleb Williams	76
5.	LAC	QB Justin Herbert	75
6.	N.E.	QB Drake Maye	74
7.	Phi.	QB Jalen Hurts	72
	Pit.	QB Aaron Rodgers	72
9.	G.B.	QB Jordan Love	70
	L.V.	QB Geno Smith	70

THIRD DOWN PASSING TOUCHDOWNS, NFL, 2025

Rank	Team	Player	Passing Touchdowns
1.	Det.	QB Jared Goff	11
2.	Chi.	QB Caleb Williams	9
3.	LAC	QB Justin Herbert	8
4.	Cin.	QB Joe Burrow	7
	Den.	QB Bo Nix	7
	G.B.	QB Jordan Love	7
	Hou.	QB C.J. Stroud	7
	LAR	QB Matthew Stafford	7
	Pit.	QB Aaron Rodgers	7
	S.F.	QB Mac Jones	7
11.	—	Four Other Players	6

THIRD DOWN PASSING FIRST DOWNS, NFL, 2025

Rank	Team	Player	Passing First Downs
1.	Dal.	QB Dak Prescott	59
	Den.	QB Bo Nix	59
3.	LAC	QB Justin Herbert	58
4.	G.B.	QB Jordan Love	57
5.	N.E.	QB Drake Maye	43

JUSTIN HERBERT



A RATE ABOVE

Justin Herbert has thrown two or more touchdowns and eclipsed a passer rating of 100 in 39 career games, good for the second-most by any player through the first six seasons of a career in NFL history. Herbert also has 22 games with two-plus touchdowns and a passer rating of at least 115, tied for No. 3 through the first six seasons of a career.

MOST GAMES WITH MULTIPLE TOUCHDOWN PASSES AND A 100-PLUS PASSER RATING, FIRST SIX SEASONS, NFL HISTORY

Rank	Team	Player	Games
1.	K.C.	QB Patrick Mahomes	44
2.	LAC	QB Justin Herbert	39
3.	Sea.	QB Russell Wilson	36
4.	Cin.	QB Joe Burrow	35
5.	Buf.	QB Josh Allen	34
	Dal.	QB Dak Prescott	34

MOST GAMES WITH MULTIPLE TOUCHDOWN PASSES AND A 115-PLUS PASSER RATING, FIRST SIX SEASONS, NFL HISTORY

Rank	Team	Player	Games
1.	K.C.	QB Patrick Mahomes	32
2.	Sea.	QB Russell Wilson	28
3.	LAC	QB Justin Herbert	22
	Dal.	QB Dak Prescott	22
5.	S.D.	QB Philip Rivers	21
6.	Cin.	QB Boomer Esiason	20
	Min.	QB Daunte Culpepper	20

STARTS WITH SIX

In Week 15, **Justin Herbert** surpassed 3,000 passing yards on the year, becoming the third player in NFL history to have 3,000 passing yards and 20 touchdowns in each of the first six seasons of a career, joining Hall of Fame QB Peyton Manning and QB Russell Wilson.

CONSECUTIVE SEASONS WITH 3,000 PASSING YARDS AND 20 TOUCHDOWN PASSES TO START A CAREER, NFL HISTORY

Rank	Team	Player	Consecutive Seasons
1.	Ind.	QB Peyton Manning	13 (1998-2010)
2.	Sea.	QB Russell Wilson	10 (2012-21)
3.	LAC	QB Justin Herbert	6 (2020-Present)
4.	Dal.	QB Dak Prescott	4 (2016-19)
	Oak.	QB Derek Carr	4 (2014-17)

BIG-TIME PERFORMER

After he set rookie records in 2020 with eight 300-yard games and six three-touchdown performances, **Justin Herbert** continues to put up big-time performances.

Herbert has topped 300 passing yards 31 times in his career, good for the third-most in a player's first six pro seasons in NFL history.

MOST GAMES WITH 300-PLUS PASSING YARDS, FIRST SIX SEASONS, NFL HISTORY

Rank	Team/s	Player	Games
1.	K.C.	QB Patrick Mahomes	41
2.	Mia.	QB Dan Marino*	32
3.	LAC	QB Justin Herbert	31
4.	StL	QB Kurt Warner*	30
5.	Det.	QB Matthew Stafford	27
	T.B./N.O.	QB Jameis Winston	27
7.	Cin.	QB Joe Burrow	26
	Ind.	QB Andrew Luck	26
	LAR	QB Jared Goff	26

**Pro Football Hall of Famer*

Herbert has thrown at least three touchdowns in 23 games, tied for No. 6 over a player's first six seasons. He has thrown multiple touchdown passes in 52 career games, good for the fourth-most by a player through their first six professional seasons.

MOST GAMES WITH THREE-PLUS TOUCHDOWN PASSES, FIRST SIX SEASONS, NFL HISTORY

Rank	Team/s	Player	Games
1.	Mia.	QB Dan Marino*	37
2.	K.C.	QB Patrick Mahomes	36
3.	Cin.	QB Joe Burrow	28
4.	Dal.	QB Dak Prescott	26
5.	Atl./G.B.	QB Brett Favre	24
6.	LAC	QB Justin Herbert	23
	Ind.	QB Peyton Manning*	23
	Buf.	QB Josh Allen	23
9.	StL	QB Kurt Warner*	21
	Sea.	QB Russell Wilson	21
11.	Cin.	QB Boomer Esiason	20

MOST GAMES WITH MULTIPLE TOUCHDOWN PASSES, FIRST SIX SEASONS, NFL HISTORY

Rank	Team/s	Player	Games
1.	Mia.	QB Dan Marino*	58
	K.C.	QB Patrick Mahomes	58
3.	Buf.	QB Josh Allen	54
4.	LAC	QB Justin Herbert	52
5.	Ind.	QB Peyton Manning*	50
6.	Atl.	QB Matt Ryan	49
	Sea.	QB Russell Wilson	49

**Pro Football Hall of Famer*

JUSTIN HERBERT

PROTECT THE FOOTBALL

Justin Herbert is among the best at protecting the football in NFL history, as his 1.7 passing interception percentage ranks No. 5 in NFL history among players with at least 1,000 attempts. His percentage is the seventh-best in the NFL since he entered the professional ranks in 2020.

PASSING INT PCT., MIN. 1,000 ATT., NFL HISTORY

Rank	Team/s	Player	Passing INT Pct.
1.	Chi.	QB Caleb Williams	1.1
2.	G.B./NYJ/Pit.	QB Aaron Rodgers	1.4
3.	Six Teams^	QB Jacoby Brissett	1.4
4.	Hou.	QB C.J. Stroud	1.6
5.	LAC	QB Justin Herbert	1.7
6.	N.E./T.B.	QB Tom Brady	1.8

PASSING INT PCT., MIN. 1,000 ATT., NFL, SINCE 2020

Rank	Team/s	Player	Passing INT Pct.
1.	Chi.	QB Caleb Williams	1.1
2.	Six Teams^	QB Jacoby Brissett	1.5
3.	G.B./NYJ/Pit.	QB Aaron Rodgers	1.5
4.	T.B.	QB Tom Brady	1.6
5.	Hou.	QB C.J. Stroud	1.6
6.	Pit.	QB Ben Roethlisberger	1.6
7.	LAC	QB Justin Herbert	1.7
8.	Hou./Cle.	QB Deshaun Watson	1.7

^Colts, Dolphins, Browns, Commanders, Patriots, Cardinals

Herbert threw a team-record three interceptions in 2024, the second-fewest in a single season by any player in history (min. 450 att.). Since the start of the 2024 season, Herbert's 15 interceptions are tied for the 10th-fewest in the NFL (min. 500 att.).

FEWEST PASSING INTERCEPTIONS, MIN. 500 ATT., NFL, SINCE 2024

Rank	Team/s	Player	Passing INTs
1.	N.E./Ari.	QB Jacoby Brissett	8
2.	Bal.	QB Lamar Jackson	10
3.	Phi.	QB Jalen Hurts	11
4.	Chi.	QB Caleb Williams	12
	Was.	QB Jayden Daniels	12
6.	Cin.	QB Joe Burrow	13
	LAR	QB Matthew Stafford	13
8.	Ari.	QB Kyler Murray	14
	N.E./S.F.	QB Mac Jones	14
10.	LAC	QB Justin Herbert	15
	NYG/Ind.	QB Daniel Jones	15
12.	Buf.	QB Josh Allen	16

COMPLETING RECORDS

After setting the rookie completions record in 2020, **Justin Herbert** has continued his pace, with his 2,264 career completions setting the record for the most through the first six seasons of a career.

COMPLETIONS, FIRST SIX SEASONS, NFL HISTORY

Rank	Team	Player	Completions
1.	LAC	QB Justin Herbert	2,264
	Ind.	QB Peyton Manning*	2,128
3.	Oak.	QB Derek Carr	2,120
4.	Atl.	QB Matt Ryan	2,093
5.	Buf.	QB Josh Allen	1,989

**Pro Football Hall of Famer*

The sixth-year passer reached 2,000 career completions in Week 3, becoming the youngest player in NFL history to reach that mark, while also being the second-fastest. Herbert previously set the all-time records as the fastest player in NFL history to reach 1,000 completions (38th career game) and 1,500 completions (57th career game).

Herbert's 2,264 completions set the record for the most by any player before turning 28 years old in NFL history. He set the record during the Week 16 victory at Dallas.

YOUNGEST PLAYERS TO REACH 2,000 CAREER COMPLETIONS, NFL HISTORY

Rank	Team	Player	Age (Years-Days)
1.	LAC	QB Justin Herbert	27-195
2.	N.E.	QB Drew Bledsoe	27-239
3.	Ind.	QB Peyton Manning*	27-245
4.	Det.	QB Matthew Stafford	27-254
5.	K.C.	QB Patrick Mahomes	27-356

FEWEST GAMES TO 2,000 COMPLETIONS, NFL HISTORY

Rank	Team	Player	Games
1.	K.C.	QB Patrick Mahomes	81
2.	LAC	QB Justin Herbert	82
3.	Det.	QB Matthew Stafford	83
4.	Ind.	QB Andrew Luck	86

COMPLETIONS BEFORE TURNING 28 YEARS OLD, NFL HISTORY

Rank	Team	Player	Completions
1.	LAC	QB Justin Herbert	2,264
2.	Det.	QB Matthew Stafford	2,246
3.	S.D./N.O.	QB Drew Brees	2,192
4.	Ind.	QB Peyton Manning*	2,128
5.	K.C.	QB Patrick Mahomes	2,006

**Pro Football Hall of Famer*

JUSTIN HERBERT

HERBERT SETS PASSING YARDS RECORD

In 2024, **Justin Herbert** set the record for passing yards through a player's first five seasons (21,093). His 24,584 career passing yards rank No. 2 through the first six seasons of a career. Herbert is also the only player ever to eclipse 4,000 yards in each of his first three years and the only player to top 4,500 yards in two of his first three seasons.

PASSING YARDS, FIRST SIX SEASONS, NFL HISTORY

Rank	Team/s	Player	Passing Yards
1.	Ind.	QB Peyton Manning*	24,885
2.	LAC	QB Justin Herbert	24,584
3.	K.C.	QB Patrick Mahomes	24,241
4.	Mia.	QB Dan Marino*	23,856
5.	Atl.	QB Matt Ryan	23,472

**Pro Football Hall of Famer*

Herbert eclipsed 20,000 yards in Week 15 of the 2024 season — his 76th career game and at 26 years, 280 days old to be the third-youngest and tie as the fifth-fastest player to do so in NFL history.

The 24,584 passing yards rank No. 4 in NFL history by players before turning 28 years old. Herbert is 416 yards away from being the third player in NFL history with 25,000 passing yards before his 28th birthday.

YOUNGEST PLAYERS TO REACH 20,000 CAREER PASSING YARDS, NFL HISTORY

Rank	Team/s	Player	Age (Years-Days)
1.	N.E.	QB Drew Bledsoe	26-253
2.	Ind.	QB Peyton Manning*	26-266
3.	LAC	QB Justin Herbert	26-280
4.	Det.	QB Matthew Stafford	26-282
5.	Mia.	QB Dan Marino*	27-3
6.	K.C.	QB Patrick Mahomes	27-15

FEWEST GAMES TO 20,000 PASSING YARDS, NFL HISTORY

Rank	Team/s	Player	Games
1.	K.C.	QB Patrick Mahomes	67
2.	Det.	QB Matthew Stafford	71
3.	Mia.	QB Dan Marino*	74
	Ind.	QB Andrew Luck	74
5.	LAC	QB Justin Herbert	76
	StL/NYG/Ari.	QB Kurt Warner*	76
	Was./Min.	QB Kirk Cousins	76

PASSING YARDS BEFORE TURNING 28 YEARS OLD, NFL HISTORY

Rank	Team/s	Player	Passing Yards
1.	Det.	QB Matthew Stafford	25,976
2.	N.E.	QB Drew Bledsoe	25,966
3.	Ind.	QB Peyton Manning*	24,884
4.	LAC	QB Justin Herbert	24,584
5.	K.C.	QB Patrick Mahomes	24,467
6.	Mia.	QB Dan Marino*	24,111

**Pro Football Hall of Famer*

TOUCHDOWN MACHINE

After setting the all-time rookie record with 31 touchdown passes in 2020, **Justin Herbert** joined Hall of Famer Peyton Manning as the only players ever to throw 25 touchdown passes in each of their first three seasons.

Herbert ranked No. 6 in NFL history for passing touchdowns through the first five seasons of a career. He now has 162 career passing touchdowns, the fifth-most by any player in their first six pro seasons. In 2023, Herbert eclipsed 100 career touchdown passes in Week 3, making him the fifth-fastest (52 games) and fourth-youngest (25 years, 198 days) to eclipse that mark.

With 162 passing touchdowns, Herbert has the seventh-most passing scores by any player before turning 28 years old.

PASSING TOUCHDOWNS, FIRST SIX SEASONS, NFL HISTORY

Rank	Team/s	Player	Passing Touchdowns
1.	Mia.	QB Dan Marino*	196
2.	K.C.	QB Patrick Mahomes	192
3.	Ind.	QB Peyton Manning*	167
	Buf.	QB Josh Allen	167
5.	LAC	QB Justin Herbert	162
6.	Sea.	QB Russell Wilson	161
7.	Atl.	QB Matt Ryan	153

FEWEST GAMES TO 100 PASSING TOUCHDOWNS, NFL HISTORY

Rank	Team	Player	Games
1.	K.C.	QB Patrick Mahomes	40
2.	Mia.	QB Dan Marino*	44
3.	StL	QB Kurt Warner*	50
4.	Bal.	QB Johnny Unitas*	51
5.	LAC	QB Justin Herbert	52
6.	Hou.	QB Deshaun Watson	53

YOUNGEST PLAYERS TO REACH 100 CAREER PASSING TOUCHDOWNS, NFL HISTORY

Rank	Team	Player	Age (Years-Days)
1.	Mia.	QB Dan Marino*	24-357
2.	K.C.	QB Patrick Mahomes	25-52
3.	Hou.	QB Deshaun Watson	25-104
4.	LAC	QB Justin Herbert	25-198
5.	Buf.	QB Josh Allen	25-219
6.	Ind.	QB Peyton Manning*	25-232

PASSING TDs BEFORE TURNING 28 YEARS OLD, NFL HISTORY

Rank	Team/s	Player	Passing Touchdowns
1.	Mia.	QB Dan Marino*	197
2.	K.C.	QB Patrick Mahomes	194
3.	Ind.	QB Peyton Manning*	167
	Buf.	QB Josh Allen	167
5.	Bal.	QB Lamar Jackson	166
6.	Det.	QB Matthew Stafford	163
7.	LAC	QB Justin Herbert	162
8.	Atl./G.B.	QB Brett Favre*	159

**Pro Football Hall of Famer*

JUSTIN HERBERT

DUAL-THREAT QUARTERBACK

Justin Herbert set the record for combined touchdowns as a rookie (36) and through a player's first two seasons (77). His 102 combined touchdowns were also the most in history through the first three seasons of a career.

He now has 177 career combined touchdowns, tied for No. 5 in NFL history through the first six seasons of a career.

COMBINED TOUCHDOWNS, FIRST SIX SEASONS, NFL HISTORY

Rank	Team	Player	Combined Touchdowns
1.	Buf.	QB Josh Allen	220
2.	K.C.	QB Patrick Mahomes	204
3.	Mia.	QB Dan Marino*	199
4.	Car.	QB Cam Newton	184
5.	LAC	QB Justin Herbert	177
	Sea.	QB Russell Wilson	177
7.	Ind.	QB Peyton Manning*	176
8.	Dal.	QB Dak Prescott	168
9.	Phi.	QB Jalen Hurts	167

**Pro Football Hall of Famer*

In the team's Week 16 win over Dallas, Herbert ran in a one-yard score and threw a pair of touchdowns, marking his franchise-record 13th career game with a passing and a rushing touchdown. Herbert's 13 performances are the fifth-most in the NFL with a passing and a rushing touchdown since he entered the NFL in 2020.

MOST GAMES WITH A PASSING TOUCHDOWN AND A RUSHING TOUCHDOWN, CHARGERS HISTORY

Rank	Seasons	Player	Games
1.	2020-Present	QB Justin Herbert	13
2.	1962-72	QB John Hadl*	12
3.	1960-62	QB Jack Kemp	10
4.	1973-87	QB Dan Fouts*	9
5.	2001-09	RB LaDainian Tomlinson	5

**Pro Football Hall of Famer*

TARGET ACQUIRED

Justin Herbert has thrown touchdowns to 29 players, including 19 with multiple scores. He's most frequently thrown touchdowns to WR Keenan Allen, who caught 28 scores from Herbert. The first passing score of his career went to WR Jalen Guyton, who also caught the first touchdown of his career on the play.

HERBERT'S CAREER TOUCHDOWN PASSES BY RECEIVER

Receiver	Touchdown Passes
WR Keenan Allen	28
WR Mike Williams	18
WR Quentin Johnston	17
RB Austin Ekeler	16
WR Ladd McConkey	13
TE Donald Parham Jr.	11
WR Joshua Palmer	9
TE Gerald Everett	7
WR Jalen Guyton	7
TE Jared Cook	4
TE Hunter Henry	4
WR DeAndre Carter	3
WR Tyron Johnson	3
WR Derius Davis	2
TE Will Dissly	2
TE Oronde Gadsden	2
FB Zander Horvath	2
FB Gabe Nabers	2
RB Kimani Vidal	2
TE Stephen Anderson	1
WR DJ Chark Jr.	1
WR Simi Fehoko	1
TE Virgil Green	1
RB Omarion Hampton	1
WR Tre' Harris	1
RB Hassan Haskins	1
WR KeAndre Lambert-Smith	1
FB/DL Scott Matlock	1
TE Stone Smartt	1

Total (29 Receivers) 162

JUSTIN HERBERT

CLOSING OUT WINS

Justin Herbert has been clutch late in games dating back to his rookie season. In his career, Herbert has engineered 19 game-winning drives in the fourth quarter or overtime, tied for the second-most since he entered the NFL in 2020.

JUSTIN HERBERT'S CAREER GAME-WINNING DRIVES

Game	Drive Length	Game-Winning Score
Dec. 13, 2020 vs. Atl.	6 plays, 49 yds (0:31)	Badgley 43-yd FG
Dec. 17, 2020 at L.V.	5 plays, 75 yds (1:49)	Herbert 1-yd TD run*
Dec. 27, 2020 vs. Den.	7 plays, 56 yds (2:01)	Badgley 37-yd FG
Sept. 12, 2021 at Was.	3 plays, 3 yds (0:45)	M.Williams 3-yd TD rec.
Sept. 26, 2021 at K.C.	8 plays, 59 yds (1:10)	M.Williams 4-yd TD rec.
Oct. 10, 2021 vs. Cle.	5 plays, 48 yds (0:31)	Ekeler 3-yd TD run
Nov. 7, 2021 at Phi.	15 plays, 64 yds (6:05)	Hopkins 29-yd FG
Nov. 21, 2021 vs. Pit.	3 plays, 75 yds (1:15)	M.Williams 53-yd TD rec.
Oct. 9, 2022 at Cle.	13 plays, 66 yds (6:26)	Bertolet 27-yd FG
Oct. 17, 2022 vs. Den.	4 plays, 7 yds (2:08)	Hopkins 39-yd FG*
Nov. 6, 2022 at Atl.	3 plays, 24 yds (0:34)	Dicker 37-yd FG
Nov. 27, 2022 at Ari.	7 plays, 38 yds (1:33)	Ekeler 1-yd TD rec.
Dec. 18, 2022 vs. Ten.	6 plays, 52 yards (0:44)	Dicker 43-yd FG
Sept. 24, 2023 at Min.	7 plays, 75 yards (3:15)	Palmer 30-yd TD rec.
Nov. 17, 2024 vs. Cin.	4 plays, 84 yards (0:27)	Dobbins 29-yd TD run
Dec. 19, 2024 vs. Den.	6 plays, 90 yards (2:01)	Haskins 34-yd TD rec.
Sept. 21, 2025 vs. Den.	8 plays, 43 yards (1:43)	Dicker 43-yd FG
Oct. 12, 2025 at Mia.	6 plays, 44 yards (0:41)	Dicker 33-yd FG
Dec. 8, 2025 vs. Phi.	6 plays, 34 yards (3:36)	Dicker 54-yd FG*

*Game-winning drive was in overtime

GAME-WINNING DRIVES IN FOURTH QUARTER OR OVERTIME, NFL, SINCE 2020

Rank	Team/s	Player	Game-Winning Drives
1.	K.C.	QB Patrick Mahomes	20
2.	LAC	QB Justin Herbert	19
	Min./Atl.	QB Kirk Cousins	19
4.	Buf.	QB Josh Allen	17
5.	L.V./N.O.	QB Derek Carr	16
	Det./LAR	QB Matthew Stafford	16
7.	LAR/Det.	QB Jared Goff	15



CAPTAIN COMEBACK

Justin Herbert has led the Bolts to 15 career come-from-behind victories in the fourth quarter or overtime.

HERBERT'S FOURTH QUARTER/OVERTIME COMEBACK WINS

Date	Opponent	4Q/OT Deficit	Result
Dec. 17, 2020	at Las Vegas	24-27 (OT)	W, 30-27 (OT)
Sept. 12, 2021	at Washington	13-16	W, 20-16
Sept. 26, 2021	at Kansas City	21-24	W, 30-24
Oct. 10, 2021	vs. Cleveland	35-42	W, 47-42
Nov. 7, 2021	at Philadelphia	16-17	W, 27-24
Nov. 21, 2021	vs. Pittsburgh	34-37	W, 37-34
Oct. 9, 2022	at Cleveland	27-28	W, 30-28
Oct. 17, 2022	vs. Denver	13-16	W, 19-16 (OT)
Nov. 6, 2022	at Atlanta	14-17	W, 20-17
Nov. 27, 2022	at Arizona	17-24	W, 25-24
Sept. 24, 2023	at Minnesota	21-24	W, 28-24
Dec. 19, 2024	vs. Denver	19-24	W, 34-27
Sept. 21, 2025	vs. Denver	13-20	W, 23-20
Oct. 12, 2025	at Miami	26-27	W, 29-27
Dec. 8, 2025	vs. Philadelphia	16-19	W, 22-19 (OT)

Herbert's 15 career come-from-behind wins in the fourth quarter or overtime are good for the third-most in NFL since he entered the professional ranks in 2020.

FOURTH QUARTER/OVERTIME COMEBACK WINS, NFL, SINCE 2020

Rank	Team/s	Player	4Q/OT Comeback Wins
1.	K.C.	QB Patrick Mahomes	17
2.	Min./Atl.	QB Kirk Cousins	16
3.	LAC	QB Justin Herbert	15
4.	LAR/Det.	QB Jared Goff	12
5.	Dal.	QB Dak Prescott	11
	Det./LAR	QB Matthew Stafford	11
	LAR/Det.	QB Jared Goff	11
	Sea./Den./Pit./NYG	QB Russell Wilson	11

JUSTIN HERBERT

THREADING THE NEEDLE ON THIRD DOWN

In his 94 career starts, **Justin Herbert** has been the one of the best passers in the NFL at moving the chains on third down. He has completed 535 passes on 884 attempts (60.5 pct.) for 6,406 yards and 58 touchdowns with 26 interceptions (92.3 passer rating). Herbert's 535 completions lead the NFL, while his 6,406 passing yards rank second on third down since 2020.

Herbert tied for the league lead with 14 touchdown passes on third down in 2020, good for the most by a rookie in the last 40 seasons. He has added 44 since then, giving him 58 third-down passing scores since entering the professional ranks, which is good for No. 2 over that span.

Herbert's 92.3 passer rating on third down ranks ninth in the NFL over the last six years among players with at least 500 passing attempts on third down.

THIRD DOWN COMPLETIONS, NFL, SINCE 2020

Rank	Team/s	Player	Completions
1.	LAC	QB Justin Herbert	535
2.	LAR/Det.	QB Jared Goff	529
3.	K.C.	QB Patrick Mahomes	510
4.	Cin.	QB Joe Burrow	445
5.	Min./Atl.	QB Kirk Cousins	438

THIRD DOWN PASSING YARDS, NFL, SINCE 2020

Rank	Team/s	Player	Passing Yards
1.	K.C.	QB Patrick Mahomes	6,770
2.	LAC	QB Justin Herbert	6,406
3.	LAR/Det.	QB Jared Goff	6,070
4.	Det./LAR	QB Matthew Stafford	5,563
5.	Buf.	QB Josh Allen	5,487

THIRD DOWN PASSING TOUCHDOWNS, NFL, SINCE 2020

Rank	Team/s	Player	Passing Touchdowns
1.	K.C.	QB Patrick Mahomes	67
2.	LAC	QB Justin Herbert	58
3.	Buf.	QB Josh Allen	53
4.	Det./LAR	QB Jared Goff	51
5.	Min./Atl.	QB Kirk Cousins	49

Herbert ranks No. 2 in the NFL with 385 passing first downs on third down over the past five seasons. He threw for 12 third-down conversions in 2021's Week 1 win at Washington, the most passing first downs in a single game on third down since Andrew Luck did so in 2012. Herbert sported a league-leading 79 passing first downs on third down in 2021.

THIRD DOWN PASSING FIRST DOWNS, NFL, SINCE 2020

Rank	Team/s	Player	Passing First Downs
1.	K.C.	QB Patrick Mahomes	392
2.	LAC	QB Justin Herbert	385
3.	LAR/Det.	QB Jared Goff	353
4.	Buf.	QB Josh Allen	336
5.	Cin.	QB Joe Burrow	310
	Det./LAR	QB Matthew Stafford	310

FEELING IT ON FOURTH DOWN

Since entering the NFL in 2020, **Justin Herbert** has been one of the league's top passers on fourth down. He threw a touchdown on fourth down in Week 7, giving him 11 passing scores on fourth down since coming into the NFL in 2020, to rank No. 4 in the league over that span.

FOURTH DOWN PASSING TOUCHDOWNS, NFL, SINCE 2020

Rank	Team/s	Player	Passing Touchdowns
1.	Buf.	QB Josh Allen	16
	LAR/Det.	QB Jared Goff	16
3.	Min./Atl.	QB Kirk Cousins	12
4.	LAC	QB Justin Herbert	11
5.	Phi.	QB Jalen Hurts	9
6.	Cin.	QB Joe Burrow	8
	K.C.	QB Patrick Mahomes	8

Herbert is tied for the NFL lead over that span on fourth down in passing yards (671) and ranks No. 2 in completions (48). He has the second-most passing first downs (42) and ranks No. 2 in fourth-down passer rating (122.4) since 2020 among players with at least 30 passing attempts on fourth down.

FOURTH DOWN COMPLETIONS, NFL, SINCE 2020

Rank	Team/s	Player	Completions
1.	LAR/Det.	QB Jared Goff	58
2.	LAC	QB Justin Herbert	48
3.	Min./Atl.	QB Kirk Cousins	46
4.	Car.	QB Bryce Young	38
5.	Cin.	QB Joe Burrow	36

FOURTH DOWN PASSING YARDS, NFL, SINCE 2020

Rank	Team/s	Player	Passing Yards
1.	LAC	QB Justin Herbert	671
	LAR/Det.	QB Jared Goff	671
3.	Min./Atl.	QB Kirk Cousins	563
4.	Car.	QB Bryce Young	483
5.	Buf.	QB Josh Allen	464

FOURTH DOWN PASSING FIRST DOWNS, NFL, SINCE 2020

Rank	Team/s	Player	Passing First Downs
1.	LAR/Det.	QB Jared Goff	55
2.	Min./Atl.	QB Kirk Cousins	43
3.	LAC	QB Justin Herbert	42
4.	Car.	QB Bryce Young	33
5.	Buf.	QB Josh Allen	32
	Cin.	QB Joe Burrow	32
	Dal.	QB Dak Prescott	32

FOURTH DOWN PASSER RATING, MIN. 30 ATT., NFL, SINCE 2020

Rank	Team	Player	Passer Rating
1.	Cin.	QB Joe Burrow	124.7
2.	LAC	QB Justin Herbert	122.4
3.	Phi.	QB Jalen Hurts	121.0
4.	Mia.	QB Tua Tagovailoa	119.2
5.	G.B.	QB Jordan Love	119.0

JUSTIN HERBERT

AMONG THE LEAGUE LEADERS

Justin Herbert is among the top passers in the NFL in 2025, ranking No. 6 in the league with 319 completions, while his 3,491 passing yards rank eighth and his 25 touchdown passes rank tied for fifth.

COMPLETIONS, QUALIFIED PASSERS, NFL, 2025

Rank	Team	Player	Completions
1.	Dal.	QB Dak Prescott	378
2.	Den.	QB Bo Nix	348
	Det.	QB Jared Goff	348
4.	LAR	QB Matthew Stafford	341
5.	N.E.	QB Drake Maye	321
6.	LAC	QB Justin Herbert	319
7.	K.C.	QB Patrick Mahomes	315

PASSING YARDS, QUALIFIED PASSERS, NFL, 2025

Rank	Team	Player	Passing Yards
1.	LAR	QB Matthew Stafford	4,179
2.	Dal.	QB Dak Prescott	4,175
3.	Det.	QB Jared Goff	4,036
4.	N.E.	QB Drake Maye	3,947
5.	Sea.	QB Sam Darnold	3,703
6.	Den.	QB Bo Nix	3,608
7.	K.C.	QB Patrick Mahomes	3,587
8.	LAC	QB Justin Herbert	3,491
9.	Jax.	QB Trevor Lawrence	3,489
10.	Buf.	QB Josh Allen	3,406

PASSING TOUCHDOWNS, QUALIFIED PASSERS, NFL, 2025

Rank	Team	Player	Passing Touchdowns
1.	LAR	QB Matthew Stafford	40
2.	Det.	QB Jared Goff	32
3.	Dal.	QB Dak Prescott	28
4.	Jax.	QB Trevor Lawrence	26
5.	LAC	QB Justin Herbert	25
	Buf.	QB Josh Allen	25
	N.E.	QB Drake Maye	25
8.	Den.	QB Bo Nix	24
	Phi.	QB Jalen Hurts	24
	Sea.	QB Sam Darnold	24

A SEASON FOR THE AGES

Justin Herbert had just three interceptions on 504 passing attempts in 2024, a passing interception percentage of 0.6 — the second-fewest picks and second-best interception percentage in NFL history by any player in a season (min. 450 att.).

Herbert went 11 consecutive games with zero interceptions and at least 15 attempts, becoming just the second player in history to do so.

PASSING INTERCEPTION PERCENTAGE, MIN. 450 ATTEMPTS, SINGLE SEASON, NFL HISTORY

Rank	Season	Team	Player	Passing INT Pct.
1.	2018	G.B.	QB Aaron Rodgers	0.3
2.	2024	LAC	QB Justin Herbert	0.6
3.	2019	G.B.	QB Aaron Rodgers	0.7
4.	2021	G.B.	QB Aaron Rodgers	0.8
5.	2010	N.E.	QB Tom Brady	0.8

PASSING INTERCEPTIONS, MIN. 450 ATTEMPTS., SINGLE SEASON, NFL HISTORY

Rank	Season	Team	Player	Passing INTs
1.	2018	G.B.	QB Aaron Rodgers	2
2.	2024	LAC	QB Justin Herbert	3
3.	2021	G.B.	QB Aaron Rodgers	4
	2019	G.B.	QB Aaron Rodgers	4
	2016	Dal.	QB Dak Prescott	4
	2010	N.E.	QB Tom Brady	4

CONSECUTIVE GAMES WITHOUT AN INTERCEPTION, MIN. 15 ATTEMPTS IN EACH GAME, SINGLE SEASON, NFL HISTORY

Rank	Season	Team	Player	Consecutive Games
1.	2024	LAC	QB Justin Herbert	11
	2010	N.E.	QB Tom Brady	11
3.	2018	Oak.	QB Derek Carr	10

Herbert attempted 357 passes between interceptions in 2024, the fifth-longest streak in NFL history. The 357 pass attempts without an interception were also a team record, breaking his own previous team record of 233 consecutive passes.

CONSECUTIVE PASS ATTEMPTS WITHOUT AN INTERCEPTION, NFL HISTORY

Rk.	Team	Quarterback	Dates	Consec. Attempts
1.	G.B.	Aaron Rodgers	Sept. 30, 2018-Dec. 16, 2018	402
2.	T.B.	Tom Brady	Sept. 11, 2022-Nov. 13, 2022	399
3.	Det.	Jared Goff	Nov. 6, 2022-Sept. 17, 2023	383
4.	N.E.	Tom Brady	Oct. 17, 2010-Nov. 12, 2011	358
5.	LAC	Justin Herbert	Sept. 15, 2024-Dec. 15, 2024	357
6.	Chi.	Caleb Williams	Oct. 13, 2024-Dec. 26, 2024	353

CONSECUTIVE PASS ATTEMPTS WITHOUT AN INTERCEPTION, CHARGERS HISTORY

Rank	Quarterback	Dates	Consec. Attempts
1.	Justin Herbert	Sept. 15, 2024-Dec. 15, 2024	357
2.	Justin Herbert	Dec. 26, 2022-Oct. 1, 2023	233
3.	Drew Brees	Oct. 17, 2004-Dec. 5, 2004	194
4.	Philip Rivers	Nov. 27, 2011-Dec. 24, 2011	170

JUSTIN HERBERT

A ROOKIE CAMPAIGN FOR THE AGES

AWARDS

- *The Associated Press* Offensive Rookie of the Year
- *Professional Football Writers of America* Rookie of the Year
- *PFWA* Offensive Rookie of the Year
- *PFWA* All-Rookie Selection
- NFL Offensive Rookie of the Month (October)
- NFL Offensive Rookie of the Month (November)
- FedEx NFL Air Player of the Week — Week 11 vs. NYJ (voted by fans)
- Voted by fans as the Pepsi Zero Sugar Rookie of the Year
- Nine-time Pepsi Zero Sugar Rookie of the Week (voted by fans)

RECORDS AT THE TIME

- Most passing touchdowns by a rookie quarterback ever (31).
- Most combined touchdowns by a rookie in NFL history (36).
- Most consecutive games by a rookie quarterback with multiple passing touchdowns in NFL history (seven).
- Most performances by a rookie quarterback with 300-plus passing yards in NFL history (eight).
- Most performances by a rookie quarterback with three-plus touchdowns in NFL history (six).
- Most games by a rookie quarterback with multiple touchdown passes in NFL history (10).
- Most completions ever by a rookie quarterback (396).
- Youngest player ever to throw 30 touchdowns in a single season, doing so at 22 years, 299 days old.
- Tied for the longest streak of game-winning drives (three games) in the fourth quarter or overtime by a rookie quarterback in the Super Bowl era (since 1966).
- Recorded the first win in pro football history by a rookie quarterback while posting 300 passing yards, three touchdown passes, a rushing score and no interceptions.
- Most passing touchdowns by a rookie quarterback in a game (four) and a half (three) in *Monday Night Football* history.
- Tied for the longest streak of games with three-plus touchdown passes by a rookie quarterback in NFL history (four).
- Tied for the most 300-yard passing performances in a player's first two career games (two).
- Became the first player since at least 1970 to register over 1,500 passing yards and a 100-plus passer rating through the first five games of a career.
- Set marks for the most passing attempts, completions, passing yards and touchdown passes by a rookie quarterback in Chargers history.
- Recorded the most single-game rushing yards by a quarterback in team annals (66 in Week 7 vs. Jax.).

ACCOMPLISHMENTS AND OTHER NOTES AT THE TIME

- Ranked second among rookie quarterbacks in NFL history with 4,336 passing yards on the season.
- Joined Patrick Mahomes as the only players in history to eclipse 4,000 passing yards in the first 14 starts of a career.
- Became the second player in NFL history to top 250 passing yards in each of the first seven games of a career (Mahomes).
- Threw a touchdown pass in each of his first 10 games played, the second-longest streak to open a career in NFL history.
- Threw for 277 yards in the first half of Week 11, the most by any rookie quarterback in a first half over the last 40 seasons.
- Became the third quarterback in NFL history to have 300 passing yards and a rushing score in a debut.
- Threw for the fourth-most passing yards in a debut since 1970.
- Became the first quarterback to throw a touchdown and run for a score in the first half of a debut since 1954.

OFFENSIVE ROOKIE OF THE YEAR

Justin Herbert earned widespread recognition as the Offensive Rookie of the Year, including as the 10th quarterback in history to win the honor from *The Associated Press*. Herbert was also selected by *Professional Football Writers of America* as Rookie of the Year and Offensive Rookie of the Year — becoming the second and seventh quarterback to win those awards, respectively. He is the first player in history to be recognized with all three honors.

QUARTERBACKS TO WIN AP OFFENSIVE ROOKIE OF THE YEAR

Season	Team	Player	Combined TDs
2023	Hou.	C.J. Stroud	26
2020	LAC	Justin Herbert	36
2019	Ari.	Kyler Murray	24
2016	Dal.	Dak Prescott	29
2012	Was.	Robert Griffin III	27
2011	Car.	Cam Newton	35
2010	StL	Sam Bradford	19
2008	Atl.	Matt Ryan	17
2006	Ten.	Vince Young	19
2004	Pit.	Ben Roethlisberger	18
1970	Buf.	Dennis Shaw	10

HOT OUT OF THE GATE

Justin Herbert began his career by throwing a touchdown in each of the first 10 games of his career, just one less than the all-time record. His streak of games with 250-plus passing yards to start a career ended at seven contests, ranking second in NFL history.

PLAYERS WITH A PASSING TOUCHDOWN, CONSECUTIVE GAMES TO START CAREER, NFL HISTORY

Rank	Team	Player	Consecutive Games
1.	Was.	QB Mark Rypien	11
2.	LAC	QB Justin Herbert	10
3.	Den.	QB Jay Cutler	9

PLAYERS WITH 250 PASSING YARDS, CONSECUTIVE GAMES TO START CAREER, NFL HISTORY

Rank	Team	Player	Consecutive Games
1.	K.C.	QB Patrick Mahomes	10
2.	LAC	QB Justin Herbert	7
3.	—	Seven Other Players	2

CLOSING OUT WINS

Justin Herbert posted a game-winning drive in the fourth quarter or overtime of three-straight games in 2020, becoming just the third rookie to do so since the 1970 NFL-AFL merger.

ROOKIE QUARTERBACKS WITH THREE CONSECUTIVE GAME-WINNING DRIVES, SINCE 1970

Season	Team	Quarterback	Consecutive Games
2020	LAC	Justin Herbert*	3 (Dec. 13 — Dec. 27)
2006	Ten.	Vince Young*	3 (Nov. 26 — Dec. 10)
2004	Pit.	Ben Roethlisberger*	3 (Dec. 5 — Dec. 18)

*Won AP Offensive Rookie of the Year

JUSTIN HERBERT IN PRIMETIME

A PRIME-TIME PRODIGY

Since entering the NFL, **Justin Herbert** has made 26 starts in primetime, leading the Bolts to wins on each of the regularly-slated prime-time games — *Thursday Night Football*, *Sunday Night Football* and *Monday Night Football*.

He has been one of the best quarterbacks under the lights since entering the NFL in 2020, with his 95.8 passer rating in prime-time games ranking No. 7 in the NFL over the that span among players with at least 500 prime-time passing attempts.

PRIME-TIME PASSER RATING, MIN. 500 ATT., SINCE 2020

Rank	Team/s	Player	Passer Rating
1.	G.B./NYJ/Pit.	QB Aaron Rodgers	110.5
2.	Bal.	QB Lamar Jackson	104.4
3.	Buf.	QB Josh Allen	103.5
4.	Cin.	QB Joe Burrow	98.8
5.	Dal.	QB Dak Prescott	98.7
6.	Min./Atl.	QB Kirk Cousins	97.7
7.	LAC	QB Justin Herbert	95.8
8.	K.C.	QB Patrick Mahomes	95.1
9.	LAR/Det.	QB Jared Goff	95.0
10.	Det./LAR	QB Matthew Stafford	94.7

Herbert has thrown 45 touchdown passes in his 26 prime-time starts, good for No. 6 in the NFL in primetime since he entered the league in 2020.

PRIME-TIME PASSING TOUCHDOWNS, SINCE 2020

Rank	Team/s	Player	Passing Touchdowns
1.	Buf.	QB Josh Allen	66
2.	K.C.	QB Patrick Mahomes	62
	G.B./NYJ/Pit.	QB Aaron Rodgers	62
4.	Bal.	QB Lamar Jackson	47
5.	Dal.	QB Dak Prescott	46
6.	LAC	QB Justin Herbert	45
7.	LAR/Det.	QB Jared Goff	37
8.	Det./LAR	QB Matthew Stafford	31
	Sea./Den./Pit./NYG	QB Russell Wilson	31

SUNDAY NIGHT FOOTBALL

Justin Herbert has appeared in 10 career games on *Sunday Night Football*, totaling 2,853 passing yards and 18 touchdowns with five interceptions on 265-of-404 passing (65.6 pct.) for a 95.9 passer rating. In four of those games, Herbert has registered a completion percentage of at least 65.0 and attempted at least 40 passes, tied for the third-most of those performances since the program's inception in 2006.

In the team's Week 14 win on *SNF* in 2022, Herbert completed 39 passes on 51 attempts (76.5 pct.) for 367 yards and a touchdown with zero interceptions (102.3 rating). His 76.5 completion percentage was the best ever in a Sunday night contest by a quarterback to throw zero interceptions and 45-plus attempts.

HIGHEST COMPLETION PCT., SUNDAY NIGHT GAME, MIN. 45 ATT., AND ZERO INTERCEPTIONS, NFL HISTORY

Rk.	Team	Game	Player	Comp. Pct.
1.	LAC	Dec. 11, 2022 vs. Mia.	QB Justin Herbert	76.5
2.	T.B.	Oct. 2, 2022 vs. K.C.	QB Tom Brady	75.0
3.	N.E.	Oct. 27, 1996 vs. Buf.	QB Drew Bledsoe	71.1
4.	K.C.	Nov. 14, 2021 at L.V.	QB Patrick Mahomes	70.0

Herbert completed his first 15 passes of the team's 2023 Week 8 win over Chicago on *SNF*, finishing with 298 yards and three touchdowns with zero interceptions on 31-of-40 passing (77.5 pct.) to register a 122.7 passer rating. Herbert's completion percentage was the fourth-highest in a Sunday night contest in NFL history among players with at least 40 passing attempts and zero interceptions.

HIGHEST COMPLETION PCT., SUNDAY NIGHT GAME, MIN. 40 ATT., AND ZERO INTERCEPTIONS, NFL HISTORY

Rk.	Team	Game	Player	Comp. Pct.
1.	N.O.	Nov. 10, 2013 vs. Dal.	QB Drew Brees	82.9
2.	Mia.	Nov. 5, 2017 vs. Oak.	QB Jay Cutler	81.0
3.	N.O.	Oct. 4, 2015 vs. Dal.	QB Drew Brees	80.5
4.	LAC	Oct. 29, 2023 vs. Chi.	QB Justin Herbert	77.5
5.	LAC	Dec. 11, 2022 vs. Mia.	QB Justin Herbert	76.5

Herbert made his first career appearance on *SNF* in Week 11 of 2021 against Pittsburgh, throwing for 382 yards and three touchdowns with an interception on 31-of-40 passing (73.2 pct.) for a 116.1 passer rating. He added 90 rushing yards to become the first player ever to have at least 350 yards passing and 90 yards rushing in a single game.

His 116.1 passer rating was the best in a quarterback's first career start on *SNF* with at least 40 passing attempts since the program began in 2006. It was also the best passer rating by a quarterback ever in their first career start in a Sunday night game (min. 40 att.).

PASSER RATING, FIRST CAREER START IN A SUNDAY NIGHT GAME, MINIMUM 40 ATTEMPTS, NFL HISTORY

Rk.	Team	Game	Player	Passer Rtg.
1.	LAC	Nov. 21, 2021 vs. Pit.	QB Justin Herbert	116.1
2.	Ari.	Oct. 2, 2005 vs. S.F.	QB Josh McCown	109.4
3.	StL	Nov. 18, 2001 at N.E.	QB Kurt Warner	105.4

JUSTIN HERBERT IN PRIMETIME

THURSDAY NIGHT FOOTBALL

Justin Herbert has made five appearances on *Thursday Night Football*, leading the Chargers to three victories. He most recently led the Bolts to dominant 37-10 win over Minnesota in Week 8. In those five games, Herbert has completed 67.8 percent of his passes (118-of-174) for 1,395 yards and 12 touchdowns with four interceptions (105.4 rating).

Since entering the NFL in 2020, Herbert has led the Bolts to a pair of come-from-behind wins on *Thursday Night Football*, tying for the second-most in the NFL on *TNF* in that span.

FOURTH QUARTER/OVERTIME COMEBACK WINS, THURSDAY NIGHT FOOTBALL, NFL, SINCE 2020

Rank	Team/s	Player	4Q/OT Comeback Wins
1.	Min./Atl.	QB Kirk Cousins	3
2.	LAC	QB Justin Herbert	2
	Cin.	QB Joe Burrow	2
	LAR/Det.	QB Jared Goff	2
	Five Teams*	QB Carson Wentz	2
6.	—	16 Other Players	1

*Eagles, Colts, Rams, Chiefs, Vikings

Herbert recorded his first career comeback win in the fourth quarter or overtime as a rookie in 2020 in Week 15 at Las Vegas, leading the Bolts to a 30-27 overtime victory. He finished the game with 314 passing yards and two touchdowns on 22-of-32 passing (68.8 pct.) for a 121.1 passer rating. Herbert added a rushing touchdown in overtime to secure the victory.

At 22 years, 282 days old, Herbert became the second-youngest player to mount a come-from-behind win in the fourth quarter or overtime of a Thursday night game in NFL history.

YOUNGEST QUARTERBACKS TO LEAD A COME-FROM-BEHIND WIN IN FOURTH QUARTER OR OVERTIME, THURSDAY NIGHT GAMES, NFL HISTORY

Rk.	Team	Game	Player	Age (Yrs-Days)
1.	S.F.	Dec. 14, 2006 at Sea.	QB Alex Smith	22-221
2.	LAC	Dec. 17, 2020 at L.V.	QB Justin Herbert	22-282
3.	Dal.	Dec. 1, 2016 at Min.	QB Dak Prescott	23-125

MONDAY NIGHT FOOTBALL

In 10 appearances on *Monday Night Football*, **Justin Herbert** has thrown for 2,270 yards and 12 scores with four interceptions on 223-of-335 passing (62.8 pct.) for a 87.6 passer rating. His 2,270 passing yards are the third-most on *Monday Night Football* since he entered the professional ranks in 2020.

In 2020, Herbert tossed four touchdown passes on *Monday Night Football*, setting the program's single-game rookie passing touchdown record. He added three touchdowns in the lone Monday night contest in 2021, making him one of four players with seven or more touchdown passes in their first two starts on *MNF* since the program began in 1970.



LADD McCONKEY



McCONKEY SETS POSTSEASON MARKS

In his NFL postseason debut, **WR Ladd McConkey** turned in a record-setting performance, totaling 197 receiving yards on nine receptions (21.9 avg.), including an 86-yard touchdown. His 197 receiving yards set an NFL postseason rookie record, while his 86-yard touchdown was the second-longest reception by a rookie in postseason history.

MOST RECEIVING YARDS, ROOKIES, SINGLE POSTSEASON GAME, NFL HISTORY

Rk.	Team	Game	Player	Rec. Yds
1.	LAC	Jan. 11, 2025 at Hou.*	WR Ladd McConkey	197
2.	LAR	Jan. 14, 2024 at Det.†	WR Puka Nacua	181
3.	Sea.	Jan. 5, 2020 at Phi.†	WR DK Metcalf	160
4.	Phi.	Jan. 9, 2010 at Dal.†	WR Jeremy Maclin	146
5.	S.D.	Jan. 12, 2014 at Den.**	WR Keenan Allen	142
	Phi.	Dec. 31, 1988 at Chi.††	TE Keith Jackson	142

LONGEST RECEPTION, ROOKIES, POSTSEASON, NFL HISTORY

Rk.	Team	Game	Player	Length
1.	N.O.	Jan. 21, 2007 at Chi.†††	RB Reggie Bush	88^
2.	LAC	Jan. 11, 2025 at Hou.*	WR Ladd McConkey	86^
3.	Phi.	Jan. 9, 2010 at Dal.†	WR Jeremy Maclin	76^
4.	Cin.	Jan. 8, 2006 vs. Pit.*	WR Chris Henry	66
5.	Phi.	Dec. 31, 1988 at Chi.††	TE Keith Jackson	65

^Touchdown
 *AFC Wild Card
 **AFC Divisional
 †NFC Wild Card
 ††NFC Divisional
 †††NFC Championship

ONE OF THE BEST BOLTS THROUGH TWO YEARS

One year after setting franchise rookie records for receptions and receiving yards, **WR Ladd McConkey** has continued his excellence, ranking among the most productive in team history through two seasons. He ranks highly with 147 receptions (second), 1,907 yards (second) and 13 touchdown receptions (fourth) in franchise history through the first two years of a career. McConkey's 86 receiving first downs are second by a Charger through two seasons since the stat began being tracked in 1992.

RECEPTIONS, FIRST TWO SEASONS, CHARGERS HISTORY

Rank	Seasons	Player	Receptions
1.	2013-14	WR Keenan Allen	148
2.	2024-25	WR Ladd McConkey	147
3.	2001-02	RB LaDainian Tomlinson	138
4.	1978-79	WR John Jefferson	117
5.	1979-80	TE Kellen Winslow	114

RECEIVING YARDS, FIRST TWO SEASONS, CHARGERS HISTORY

Rank	Season	Player	Receiving Yards
1.	1978-79	WR John Jefferson	2,091
2.	2024-25	WR Ladd McConkey	1,907
3.	2013-14	WR Keenan Allen	1,829
4.	1988-89	WR Anthony Miller	1,778
5.	1978-79	TE Kellen Winslow	1,545
6.	2003-04	TE Antonio Gates	1,363

RECEIVING TOUCHDOWNS, FIRST TWO SEASONS, CHARGERS HISTORY

Rank	Season	Player	Receiving Touchdowns
1.	1978-79	WR John Jefferson	23
2.	2003-04	TE Antonio Gates	15
3.	1988-89	WR Anthony Miller	13
4.	2024-25	WR Ladd McConkey	13
5.	2013-14	WR Keenan Allen	12
	2016-17	TE Hunter Henry	12
7.	1978-79	TE Kellen Winslow	11

RECEIVING FIRST DOWNS, FIRST TWO SEASONS, CHARGERS, SINCE 1992

Rank	Season	Player	Receiving First Downs
1.	2013-14	WR Keenan Allen	95
2.	2024-25	WR Ladd McConkey	86
3.	2003-04	TE Antonio Gates	74
4.	2016-17	TE Hunter Henry	62
5.	2021-22	WR Joshua Palmer	57

LADD McCONKEY

FRANCHISE ROOKIE RECORD-HOLDER

In his rookie season, **WR Ladd McConkey** paced the team in receptions (82) and receiving yards (1,149), while ranking second in touchdown grabs (seven). He set team rookie records with his 82 catches and 1,149 yards, while his seven touchdown grabs are the fourth-most in a season in team history by a rookie.

RECEPTIONS, ROOKIES, CHARGERS HISTORY

Rank	Season	Player	Receptions
1.	2024	WR Ladd McConkey	82
2.	2013	WR Keenan Allen	71
3.	2001	RB LaDainian Tomlinson	59
4.	1978	WR John Jefferson	56
5.	1981	RB James Brooks	46

RECEIVING YARDS, ROOKIES, CHARGERS HISTORY

Rank	Season	Player	Receiving Yards
1.	2024	WR Ladd McConkey	1,149
2.	2013	WR Keenan Allen	1,046
3.	1978	WR John Jefferson	1,001
4.	1988	WR Anthony Miller	526
5.	1996	WR Charlie Jones	524

In the team's Week 11 win over Cincinnati, McConkey recorded a career-best 123 yards on six receptions (20.5 avg.). It was the seventh-most receiving yards in a single game by a Chargers rookie ever and the most by a Bolts rookie in a game since 2013.

MOST RECEIVING YARDS, ROOKIES, SINGLE GAME, CHARGERS HISTORY

Rank	Game	Player	Rec. Yds
1	Dec. 4, 1978 vs. Chi.	WR John Jefferson	155
2.	Dec. 17, 1978 at Hou. [^]	WR John Jefferson	149
3.	Nov. 3, 1974 vs. Cle.	WR Harrison Davis	142
4.	Nov. 12, 1978 vs. K.C.	WR John Jefferson	130
5.	Nov. 3, 2013 at Was.	WR Keenan Allen	128
6.	Nov. 24, 2013 at K.C.	WR Keenan Allen	124
7.	Nov. 17, 2024 vs. Cin.	WR Ladd McConkey	123
8.	Nov. 3, 1974 vs. Cle.	RB Don Woods	119

[^]Houston Oilers

In Week 13, McConkey hauled in 117 receiving yards, his third 100-yard performance of the season. 105 of those yards came in the first half, the most ever by a Chargers rookie in a single first half. McConkey's three 100-yard receiving games tied for the second-most by a rookie in team history.

GAMES WITH 100-PLUS RECEIVING YARDS, ROOKIES, CHARGERS HISTORY

Rank	Season	Player	Games
1.	2013	WR Keenan Allen	5
2.	2024	WR Ladd McConkey	3
	1978	WR John Jefferson	3
4.	—	Six Other Players	1



McCONKEY A STANDOUT ROOKIE

WR Ladd McConkey stood out amongst first-year players, ranking No. 4 in receptions (82) and receiving yards (1,149) among rookies, while his seven touchdown grabs tied for the fourth-most among rookies in 2024. He was the only rookie with at least 50 catches this season to have been selected outside of the first round.

The Georgia product moved the chains or scored on 63.4 percent of his receptions in 2024, the best rate among rookies with at least 70 catches.

RECEPTIONS, ROOKIES, NFL, 2024

Rank	Team	Player	Receptions
1.	L.V.	TE Brock Bowers	112
2.	NYG	WR Malik Nabers	109
3.	Jax.	WR Brian Thomas Jr.	87
4.	LAC	WR Ladd McConkey	82
5.	Ari.	WR Marvin Harrison Jr.	62

RECEIVING YARDS, ROOKIES, NFL, 2024

Rank	Team	Player	Receiving Yards
1.	Jax.	WR Brian Thomas Jr.	1,282
2.	NYG	WR Malik Nabers	1,204
3.	L.V.	TE Brock Bowers	1,194
4.	LAC	WR Ladd McConkey	1,149
5.	Ari.	WR Marvin Harrison Jr.	885

RECEIVING TOUCHDOWNS, ROOKIES, NFL, 2024

Rank	Team	Player	Receiving Touchdowns
1.	Jax.	WR Brian Thomas Jr.	10
2.	Ari.	WR Marvin Harrison Jr.	8
	T.B.	WR Jalen McMillan	8
4.	LAC	WR Ladd McConkey	7
	NYG	WR Malik Nabers	7
6.	K.C.	WR Xavier Worthy	6

RECEIVING 1ST DOWN PCT., ROOKIES, MIN. 70 REC., NFL, 2024

Rank	Team	Player	Rec. 1st Down Pct.
1.	LAC	WR Ladd McConkey	63.4
2.	Jax.	WR Brian Thomas Jr.	60.9
3.	L.V.	TE Brock Bowers	54.5
4.	NYG	WR Malik Nabers	50.5

KEENAN ALLEN

IN ELITE COMPANY

In Week 6, **Keenan Allen** became the first player in NFL history to register 400 receptions from multiple passers (440 from **QB Justin Herbert** and 520 from former **QB Philip Rivers**). He was the third player to have at least 380 receptions from multiple passers, joining a pair of Hall of Famers — WR Jerry Rice and TE Tony Gonzalez. Rice caught 386 passes from Hall of Fame QB Joe Montana and 568 passes from Hall of Fame QB Steve Young. Gonzalez caught 419 passes from QB Trent Green and 383 passes from QB Matt Ryan.

PLAYERS WITH 380 RECEPTIONS FROM MULTIPLE PASSERS, NFL HISTORY

Player	Passer 1 (Rec.)	Passer 2 (Rec.)
WR Jerry Rice*	QB Joe Montana* (386)	QB Steve Young* (568)
TE Tony Gonzalez*	QB Trent Green (419)	QB Matt Ryan (383)
WR Keenan Allen	QB Philip Rivers (520)	QB Justin Herbert (440)

**Pro Football Hall of Famer*

SURPASSING 1,000

Keenan Allen, one of the best high-volume receivers in NFL history, became the 16th player in NFL history to eclipse 1,000 career receptions. His 1,047 career catches rank 14th all-time.

MOST RECEPTIONS, NFL HISTORY

Rank	Team/s	Player	Receptions
1.	S.F./Oak./Sea.	WR Jerry Rice*	1,549
2.	Ari.	WR Larry Fitzgerald	1,432
3.	K.C./Atl.	TE Tony Gonzalez*	1,325
4.	Dal./L.V.	TE Jason Witten	1,228
5.	Ind.	WR Marvin Harrison*	1,102
6.	Phi./Min./Mia.	WR Cris Carter*	1,101
7.	Oak./T.B.	WR Tim Brown*	1,094
8.	S.F./Phi./Dal./Buf./Cin.	WR Terrell Owens*	1,078
9.	Ari./Bal./S.F./Det.	WR Anquan Boldin	1,076
10.	K.C.	TE Travis Kelce	1,072
11.	Ind.	WR Reggie Wayne	1,070
12.	Hou./Ind./Ten.	WR Andre Johnson*	1,062
13.	LAC/Chi.	WR Keenan Allen	1,047
14.	Car./Bal.	WR Steve Smith	1,031
15.	StL/S.F.	WR Isaac Bruce*	1,024
16.	G.B./L.V./NYJ/LAR	WR Davante Adams	1,017
17.	Hou./Ari./Ten./K.C./Bal.	WR DeAndre Hopkins	1,006
18.	Pit.	WR Hines Ward	1,000
19.	Min./Oak./N.E./Ten./S.F.	WR Randy Moss*	982

**Pro Football Hall of Famer*

A HISTORIC TRACK RECORD

Keenan Allen eclipsed 1,000 career receptions in Week 5, becoming the 16th player ever to reach that mark. He accomplished the feat in his 159th career game, the fewest games to reach that mark by any player in NFL history. Allen previously set the all-time record for the fewest games to reach 950 catches (150 games), 900 catches (139 games), and 700 catches (111 games) and 600 catches (96 games).

FEWEST GAMES TO 1,000 RECEPTIONS, NFL HISTORY

Rank	Team/s	Player	Games
1.	LAC	WR Keenan Allen	159
2.	Ind.	WR Marvin Harrison*	167
3.	Hou.	WR Andre Johnson*	168
4.	G.B./L.V./NYJ/LAR	WR Davante Adams	174
5.	K.C.	TE Travis Kelce	175
6.	S.F./Oak./Sea.	WR Jerry Rice*	181

FEWEST GAMES TO 950 RECEPTIONS, NFL HISTORY

Rank	Team/s	Player	Games
1.	LAC/Chi.	WR Keenan Allen	150
2.	Ind.	WR Marvin Harrison*	158
3.	Hou.	WR Andre Johnson*	159
4.	G.B./L.V./NYJ	WR Davante Adams	163
5.	K.C.	TE Travis Kelce	167

FEWEST GAMES TO 900 RECEPTIONS, NFL HISTORY

Rank	Team/s	Player	Games
1.	LAC	WR Keenan Allen	139
2.	Pit./N.E./T.B.	WR Antonio Brown	143
3.	Ind.	WR Marvin Harrison*	149
4.	Hou.	WR Andre Johnson*	150
5.	Atl./Ten./T.B.	WR Julio Jones	153

Allen previously set records for the most receptions through the first 150 games of a career (951 catches) and the first 100 games of a career (624 catches).

RECEPTIONS, FIRST 150 CAREER GAMES, NFL HISTORY

Rank	Team/s	Player	Receptions
1.	LAC/Chi.	WR Keenan Allen	951
2.	Pit./N.E./T.B.	WR Antonio Brown	928
3.	Ind.	WR Marvin Harrison*	907
4.	Hou.	WR Andre Johnson*	900
5.	Atl./Ten./T.B.	WR Julio Jones	890

**Pro Football Hall of Famer*

KEENAN ALLEN

THE TOP TARGET

Keenan Allen is the best high-volume receiver in NFL history, setting all-time records for the most games with at least 16 catches (two), 15 catches (three), 14 catches (six), 13 catches (eight), 12 catches (12) and 11 catches (17).

MOST GAMES WITH 16-PLUS RECEPTIONS, NFL HISTORY

Rk.	Team/s	Player	Games
1.	LAC/Chi.	WR Keenan Allen	2
	Den./Mia./Chi./NYJ/NYG/Sea.	WR Brandon Marshall	2
	Pit./N.E./T.B.	WR Antonio Brown	2

MOST GAMES WITH 15-PLUS RECEPTIONS, NFL HISTORY

Rk.	Team/s	Player	Games
1.	LAC/Chi.	WR Keenan Allen	3
2.	Cin.	WR Ja'Marr Chase	2
	Dal./L.V.	TE Jason Witten	2
	Den./Mia./Chi./NYJ/NYG/Sea.	WR Brandon Marshall	2
	S.D./Mia./N.E./Den./StL	WR Wes Welker	2
	Pit./N.E./T.B.	WR Antonio Brown	2

MOST GAMES WITH 14-PLUS RECEPTIONS, NFL HISTORY

Rank	Team/s	Player	Games
1.	LAC/Chi.	WR Keenan Allen	6
2.	Cin.	WR Ja'Marr Chase	4
	Pit./N.E./T.B.	WR Antonio Brown	4
4.	Dal./L.V.	TE Jason Witten	3
5.	—	10 Other Players	2

MOST GAMES WITH 13-PLUS RECEPTIONS, NFL HISTORY

Rank	Team/s	Player	Games
1.	LAC/Chi.	WR Keenan Allen	8
2.	G.B./L.V./NYJ/LAR	WR Davante Adams	6
3.	S.D./Mia./N.E./Den./StL	WR Wes Welker	5
	Pit./N.E./T.B.	WR Antonio Brown	5
5.	—	Six Other Players	4

MOST GAMES WITH 12-PLUS RECEPTIONS, NFL HISTORY

Rank	Team/s	Player	Games
1.	LAC/Chi.	WR Keenan Allen	12
2.	S.D./Mia./N.E./Den./StL	WR Wes Welker	9
3.	Ind.	WR Marvin Harrison*	8
	G.B./L.V./NYJ/LAR	WR Davante Adams	8
5.	S.F./Oak./Sea.	WR Jerry Rice*	7
	Hou./Ind./Ten.	WR Andre Johnson*	7
	Pit./N.E./T.B.	WR Antonio Brown	7

MOST GAMES WITH 11-PLUS RECEPTIONS, NFL HISTORY

Rank	Team/s	Player	Games
1.	LAC	WR Keenan Allen	17
2.	Hou./Ind./Ten.	WR Andre Johnson*	13
3.	—	Five Other Players	12

*Pro Football Hall of Famer



A LEAGUE LEADER

In his return to the Chargers, Keenan Allen has continued to be among the top players in the AFC. He ranks tied for 16th in the NFL and No. 6 in the conference this season with 68 receptions. Allen also ranks 12th in the NFL and fourth in the AFC with 46 receiving first downs.

RECEPTIONS, AFC, 2025

Rank	Team	Player	Receptions
1.	Cin.	WR Ja'Marr Chase	110
2.	Bal.	WR Zay Flowers	78
	Ind.	WR Michael Pittman Jr.	76
	N.E.	WR Stefon Diggs	76
5.	Hou.	TE Dalton Schultz	75
6.	LAC	WR Keenan Allen	73
7.	Cle.	TE Harold Fannin Jr.	70
8.	Den.	WR Courtland Sutton	69
9.	Hou.	WR Nico Collins	68
	K.C.	TE Travis Kelce	68

RECEIVING FIRST DOWNS, AFC, 2025

Rank	Team/s	Player	Receiving First Downs
1.	Cin.	WR Ja'Marr Chase	62
2.	Den.	WR Courtland Sutton	49
3.	Mia.	WR Jaylen Waddle	48
4.	LAC	WR Keenan Allen	46
5.	Hou.	WR Nico Collins	45
	Ind.	WR Michael Pittman Jr.	45
	N.E.	WR Stefon Diggs	45
8.	Bal.	WR Zay Flowers	42
	K.C.	TE Travis Kelce	42
10.	Ind.	WR Alec Pierce	38
	L.V./Jax.	WR Jakobi Meyers	38

KEENAN ALLEN



CAPTAIN CONSISTENT

Keenan Allen owns the most games with 12-plus catches and 100 receiving yards in NFL history (11), while his 16 career games with at least 11 receptions and 100 yards is also an all-time record.

MOST GAMES WITH 12-PLUS RECEPTIONS AND 100-PLUS RECEIVING YARDS, NFL HISTORY

Rank	Team/s	Player	Games
1.	LAC/Chi.	WR Keenan Allen	11
2.	Ind.	WR Marvin Harrison*	8
	S.D./Mia./N.E./Den./StL	WR Wes Welker	8
4.	S.F./Oak./Sea.	WR Jerry Rice*	7
	Hou./Ind./Ten.	WR Andre Johnson*	7
	G.B./L.V./NYJ/LAR	WR Davante Adams	7

MOST GAMES WITH 11-PLUS RECEPTIONS AND 100-PLUS RECEIVING YARDS, NFL HISTORY

Rank	Team/s	Player	Games
1.	LAC/Chi.	WR Keenan Allen	16
2.	Hou./Ind./Ten.	WR Andre Johnson*	13
3.	Ind.	WR Marvin Harrison*	11
	Pit./N.E./T.B.	WR Antonio Brown	11
	Atl./Ten./T.B.	WR Julio Jones	11
	S.D./Mia./N.E./Den./StL	WR Wes Welker	11

MOST GAMES WITH 10-PLUS RECEPTIONS AND 100-PLUS RECEIVING YARDS, NFL HISTORY

Rank	Team/s	Player	Games
1.	Hou./Ind./Ten.	WR Andre Johnson*	21
2.	LAC/Chi.	WR Keenan Allen	20
	Pit./N.E./T.B.	WR Antonio Brown	20
4.	G.B./L.V./NYJ/LAR	WR Davante Adams	19
5.	Atl./Ten./T.B.	WR Julio Jones	18

MOST GAMES WITH 10-PLUS RECEPTIONS, 100-PLUS RECEIVING YARDS AND A RECEIVING TOUCHDOWN, NFL HISTORY

Rank	Team/s	Player	Games
1.	G.B./L.V./NYJ/LAR	WR Davante Adams	16
2.	LAC/Chi.	WR Keenan Allen	12
	Pit./N.E./T.B.	WR Antonio Brown	12
4.	—	Five Other Players	11

*Pro Football Hall of Famer

KEENAN KEEPS CLIMBING

Keenan Allen is among the elite pass catchers in franchise history. His 977 career receptions are the most in Chargers history, passing Hall of Fame TE Antonio Gates in the team's Week 10 victory over Pittsburgh on *Sunday Night Football*. Allen ranks second in receiving yards (11,254), No. 3 in touchdown catches (63) and fifth in total touchdowns (64) in Chargers history.

Allen has 21 career games with 10-plus catches, the most ever by any Charger, while his 39 100-yard receiving games ranks No. 2.

CAREER RECEPTIONS, CHARGERS HISTORY

Rank	Seasons	Player	Receptions
1.	2013-23, '25-Present	WR Keenan Allen	977
2.	2003-18	TE Antonio Gates*	955
3.	1976-86	WR Charlie Joiner*	586
4.	1979-87	TE Kellen Winslow*	541
5.	2001-09	RB LaDainian Tomlinson*	530
6.	1962-70	FL Lance Alworth*	493

CAREER RECEIVING YARDS, CHARGERS HISTORY

Rank	Seasons	Player	Receiving Yards
1.	2003-18	TE Antonio Gates*	11,841
2.	2013-23, '25-Present	WR Keenan Allen	11,254
3.	1962-70	FL Lance Alworth*	9,584
4.	1976-86	WR Charlie Joiner*	9,203
5.	1966-76	WR Gary Garrison	7,533

CAREER RECEIVING TOUCHDOWNS, CHARGERS HISTORY

Rank	Seasons	Player	Receiving TDs
1.	2003-18	TE Antonio Gates*	116
2.	1962-70	FL Lance Alworth*	81
3.	2013-23, '25-Present	WR Keenan Allen	63
4.	1966-76	WR Gary Garrison	58
5.	1976-86	WR Charlie Joiner*	47

CAREER TOUCHDOWNS, CHARGERS HISTORY

Rank	Seasons	Player	Touchdowns
1.	2001-09	RB LaDainian Tomlinson*	153
2.	2003-18	TE Antonio Gates*	116
3.	1962-70	FL Lance Alworth*	83
4.	2017-23	RB Austin Ekeler	69
5.	2013-23, '25-Present	WR Keenan Allen	64
6.	1966-76	WR Gary Garrison	58
7.	2015-19	RB Melvin Gordon III	47
	1976-86	WR Charlie Joiner*	47

GAMES WITH 100-PLUS RECEIVING YARDS, CHARGERS HISTORY

Rank	Seasons	Player	Games
1.	1962-70	FL Lance Alworth*	41
2.	2013-23, '25-Present	WR Keenan Allen	39
3.	1979-87	TE Kellen Winslow*	24
4.	1976-86	WR Charlie Joiner*	23
	1966-76	WR Gary Garrison	23

*Pro Football Hall of Famer

DERWIN JAMES JR.



CLOSING IN ON THE CENTURY MARK

Derwin James Jr., who has appeared in 96 career games, recorded 676 tackles, 40 tackles for loss and 19.0 sacks. He is a sack away from being just the third NFL player to reach 600 tackles, 40 tackles for loss and 20.0 sacks within the first 100 games of a career since tackles for loss being tracked in 2008.

PLAYERS WITH 600 TACKLES, 40 TACKLES FOR LOSS AND 20 SACKS, FIRST 100 CAREER GAMES, NFL, SINCE 2008

Seasons	Team/s	Player	Sacks	TFL	Tackles
2019-25	3 Teams*	LB Devin White	24.0	48	688
2018-24	Chi./Bal.	LB Roquan Smith	20.0	60	906
2018-25	LAC	S Derwin James Jr.	19.0	40	676

*Buccaneers, Texans, Raiders

James can also be the third player since the turn of the century to post 600 tackles, 10 interceptions and 20.0 sacks within the first 100 games of a career.

PLAYERS WITH 600 TACKLES, 10 INTERCEPTIONS AND 20 SACKS, FIRST 100 CAREER GAMES, NFL, SINCE 2000

Seasons	Team/s	Player	Sacks	INTs	Tackles
2018-24	Chi./Bal.	LB Roquan Smith	20.0	10	906
2004-10	Ari./Mia.	LB Karlos Dansby	27.5	10	627
2018-25	LAC	S Derwin James Jr.	19.0	11	676

A SWISS-ARMY KNIFE

In 2024, Derwin James Jr., recorded 93 tackles, 5.5 sacks, 10 tackles for loss, an interception and seven passes defended. He was one of just five players in the NFL in 2024 — and only defensive back — to have at least 70 tackles, five sacks, an interception and five pass breakups.

PLAYERS WITH 70 TACKLES, FIVE SACKS, AN INTERCEPTION AND FIVE PASSES DEFENSED, NFL, 2024

Rk.	Team	Player	Sacks	PDs	INTs	Tackles
1.	T.B.	LB Lavonte David	5.5	6	1	122
2.	Was.	LB Frankie Luvu	8.0	7	1	99
3.	LAC	S Derwin James Jr.	5.5	7	1	93
4.	Min.	OLB Andrew Van Ginkel	11.5	6	2	79

A PLAYER OF THE WEEK PERFORMANCE

In Week 3, Derwin James Jr., put forth a dominant performance, earning AFC Defensive Player of the Week honors for his efforts. The defensive chess piece totaled 12 tackles (10 solo), a sack and a career-high four tackles for loss, becoming just the sixth NFL player and first defensive back since tackles for loss began being tracked in 2008 to have 10 solo tackles, a sack and four tackles for loss in a single game.

PLAYERS WITH 10 SOLO TACKLES, A SACK AND FOUR TACKLES FOR LOSS, SINGLE GAME, NFL, SINCE 2008

Game	Tm.	Player	Scks.	TFL	So. Tkls.
Sept. 21, 2025 vs. Den.	LAC	S D.James Jr.	1.0	4	10
Oct. 23, 2017 at Phi.	Was.	LB Z.Brown	1.5	4	10
Oct. 15, 2017 vs. Chi.	Bal.	OLB M.Judon	2.0	4	12
Nov. 27, 2016 at Den.	K.C.	LB J.Houston	3.0	4	10
Dec. 16, 2012 vs. Ind.	Hou.	DE J.Watt	3.0	6	10
Oct. 30, 2011 at Phi.	Dal.	LB D.Ware	4.0	5	10

GETTING AFTER THE QUARTERBACK

Derwin James Jr., recorded a single-season career-best 5.5 sacks in 2024. He's added another two this season, to bring his career total to 19.0. His 19.0 sacks are the third-most by any defensive back in their first eight pro seasons since the individual sack became a statistic in 1982.

SACKS, DEFENSIVE BACKS, FIRST EIGHT SEASONS, NFL, SINCE 1982

Rank	Team/s	Player	Sacks
1.	NYJ/Sea./Det./Ten.	S Jamal Adams	21.5
2.	S.D.	S Rodney Harrison	19.5
3.	LAC	S Derwin James Jr.	19.0
4.	Ari.	S Adrian Wilson	18.5
5.	T.B.	S Antoine Winfield Jr.	18.0
	StL/Was./Chi.	S Adam Archuleta	18.0
	T.B.	CB Ronde Barber	18.0

In 2024's Week 17 victory at New England, James recorded a career-high two sacks, both of which came on fourth down. It's the most fourth-down sacks in a single game by any defensive back and just the sixth performance of two-plus sacks on fourth down since the individual sack became an official statistic in 1982.

SACKS, FOURTH DOWN, SINGLE GAME, NFL, SINCE 1982

Rk.	Team	Game	Player	Sacks
1.	LAC	Dec. 28, 2024 at N.E.	S Derwin James Jr.	2.0
	Min.	Jan. 9, 2022 vs. Chi.	LB D.J. Wonnum	2.0
	Phi.	Sept. 12, 2021 at Atl.	DL Javon Hargrave	2.0
	Phi.	Dec. 30, 2018 at Was.	DT Fletcher Cox	2.0
	Min.	Sept. 30, 2012 at Det.	DE Everson Griffen	2.0
	StL	Nov. 30, 2003 vs. Min.	DE Leonard Little	2.0
7.	S.F.	Nov. 29, 2009 vs. Jax.	DT Justin Smith	1.5

DERWIN JAMES JR.

AMONG THE BEST THROUGH 80 GAMES

Derwin James Jr., recorded 585 tackles, 31 tackles for loss and 15.0 sacks in his first 80 career games played. He was just the seventh NFL player and the first defensive back to record 550 tackles, 30 tackles for loss and 15.0 sacks within the first 80 games of a career since tackles for loss began being tracked in 2008.

PLAYERS WITH 550 TACKLES, 25 TACKLES FOR LOSS AND 15 SACKS, FIRST 80 CAREER GAMES, NFL, SINCE 2008

Seasons	Team/s	Player	Sacks	TFL	Tackles
2018-24	LAC	S Derwin James Jr.	15.0	31	585
2019-24	T.B./Hou.	LB Devin White	23.0	40	576
2018-23	Ind./Phi.	LB Shaquille Leonard	16.0	34	628
2018-23	Chi./Bal.	LB Roquan Smith	19.5	56	713
2012-17	Sea.	LB Bobby Wagner	15.5	38	715
2012-17	T.B.	LB Lavonte David	18.0	87	679
2007-12	S.F.	LB Patrick Willis	17.0	37	727

James is also one of eight players — and the only defensive back — since the turn of the century to post 550 tackles, five interceptions and 15 sacks within the first 80 games of a career.

PLAYERS WITH 550 TACKLES, FIVE INTERCEPTIONS AND 15 SACKS, FIRST 80 CAREER GAMES, NFL, SINCE 2000

Seasons	Team/s	Player	Sacks	INTs	Tackles
2018-24	LAC	S Derwin James Jr.	15.0	9	585
2018-23	Ind./Phi.	LB Shaquille Leonard	16.0	12	628
2018-23	Chi./Bal.	LB Roquan Smith	19.5	8	713
2012-17	Sea.	LB Bobby Wagner	15.5	7	715
2012-17	T.B.	LB Lavonte David	18.0	10	679
2007-12	S.F.	LB Patrick Willis	17.0	6	727
2007-12	NYJ	LB David Harris	19.5	6	555
2000-05	Chi.	LB Brian Urlacher	32.5	7	640

MAKING AN IMPACT

Derwin James Jr., eclipsed 500 career tackles in his 67th career game, doing so faster than any defensive back since the turn of the century. In Week 2, James eclipsed 600 career tackles, doing so in his 84th game to tie for the fewest games to reach that mark by a defensive back since 2000.

FEWEST GAMES TO 500 TACKLES, DEFENSIVE BACKS, NFL, SINCE 2000

Rank	Team/s	Player	Games
1.	LAC	S Derwin James Jr.	67
2.	NYG/Was.	S Landon Collins	68
3.	NYG/Oak./Mia.	S Gibril Wilson	71

FEWEST GAMES TO 600 TACKLES, DEFENSIVE BACKS, NFL, SINCE 2000

Rank	Team	Player	Games
1.	LAC	S Derwin James Jr.	84
	NYG/Was.	S Landon Collins	84
3.	G.B.	S Morgan Burnett	87
4.	Ari.	S Budda Baker	89



DERWIN'S PICKS AND SACKS BY PASSER

Derwin James Jr., has recorded 11 interceptions and 19.0 sacks in his career. He has brought down Patrick Mahomes the most, totaling three sacks of the Texas Tech product. Below is a look at his career regular-season sacks and interceptions by passer:

REGULAR-SEASON CAREER INTs BY PASSER (11)

INTs	Passer	Most Recent INT
1	QB Tyson Bagent	Oct. 29, 2023 vs. Chi.
	QB Derek Carr	Oct. 4, 2021 vs. L.V.
	QB Kirk Cousins	Dec. 1, 2024 at Atl.
	QB Nick Foles	Dec. 26, 2022 at Ind.
	QB Jared Goff	Sept. 23, 2018 at LAR
	QB Drew Lock	Nov. 28, 2021 at Den.
	QB Gardner Minshew II	Dec. 14, 2025 at K.C.
	QB Kyler Murray	Nov. 27, 2022 at Ari.
	QB Ben Roethlisberger	Dec. 2, 2018 at Pit.
	QB Josh Rosen	Nov. 25, 2018 vs. Ari.
	QB Tua Tagovailoa	Oct. 12, 2025 at Mia.

REGULAR-SEASON CAREER SACKS BY PASSER (19.0)

Sacks	Passer	Most Recent Sack
3.0	QB Patrick Mahomes	Dec. 8, 2024 at K.C.
2.0	QB Drake Maye	Dec. 28, 2024 at N.E.
1.5	QB Baker Mayfield	Oct. 10, 2021 vs. Cle.
1.0	QB Josh Allen	Sept. 16, 2018 at Buf.
	QB C.J. Beathard	Sept. 30, 2018 vs. S.F.
	QB Joe Burrow	Nov. 17, 2024 vs. Cin.
	QB Derek Carr	Sept. 11, 2022 vs. L.V.
	QB Justin Fields	Sept. 22, 2024 at Pit.
	QB Lamar Jackson	Nov. 25, 2024 vs. Bal.
	QB Marcus Mariota	Nov. 6, 2022 at Atl.
	QB Bo Nix	Sept. 21, 2025 vs. Den.
	QB Jarrett Stidham	Dec. 31, 2023 at Den.
	QB Russell Wilson	Oct. 17, 2022 vs. Den.
	QB Bailey Zappe	Dec. 3, 2023 at N.E.
0.5	QB Jaxson Dart	Sept. 28, 2025 at NYG
	QB Dak Prescott	Sept. 19, 2021 vs. Dal.
	QB Geno Smith	Nov. 30, 2025 vs. L.V.

KHALIL MACK

RETURN OF THE MACK

Since entering the NFL in 2014, **Khalil Mack** has totaled 113.0 sacks, good for the third-most over that span. He's one of football's top defenders at forcing turnovers, ranking second in forced fumbles (35) and No. 1 in strip-sacks (27) since entering the NFL.

Mack's 264 career hurries lead the league since he entered the NFL in 2014, while his 474 pressures rank No. 2 over that span.

SACKS, NFL, SINCE 2014

Rank	Team/s	Player	Sacks
1.	Cle.	DE Myles Garrett	124.5
2.	Pit.	LB T.J. Watt	115.0
3.	Oak./Chi./LAC	OLB Khalil Mack	113.0
4.	Min./Hou.	DE Danielle Hunter	112.5
5.	LAR	DT Aaron Donald	111.0

FORCED FUMBLES, NFL, SINCE 2014

Rank	Team/s	Player	Forced Fum.
1.	Pit.	LB T.J. Watt	36
2.	Oak./Chi./LAC	OLB Khalil Mack	35
3.	T.B.	LB Lavonte David	31
4.	N.E./Ari./L.V.	OLB Chandler Jones	30
5.	LAR	DT Aaron Donald	24

STRIP-SACKS, NFL, SINCE 2014

Rk.	Team/s	Player	Strip Sacks
1.	Oak./Chi./LAC	OLB Khalil Mack	27
2.	N.E./Ari./L.V.	OLB Chandler Jones	26
3.	Pit.	LB T.J. Watt	25
4.	Cle.	DE Myles Garrett	22
5.	Den./T.B.	OLB Shaquil Barrett	19

QUARTERBACK HURRIES, NFL, SINCE 2014

Rank	Team/s	Player	Hurries
1.	Oak./Chi./LAC	OLB Khalil Mack	264
2.	Den./LAR/Buf./Was.	OLB Von Miller	218
	N.O.	DE Cameron Jordan	218
4.	LAR	DT Aaron Donald	214
5.	Buf./Hou.	DL Jerry Hughes	204

DEFENSIVE PRESSURES, NFL, SINCE 2014

Rank	Team/s	Player	Pressures
1.	LAR	DT Aaron Donald	475
2.	Oak./Chi./LAC	OLB Khalil Mack	474
3.	N.O.	DE Cameron Jordan	421
4.	Den./LAR/Buf./Was.	OLB Von Miller	420
5.	Hou./Ari.	DE J.J. Watt	393



A DECADE-LONG STREAK OF SUCCESS

Since his second year in the NFL in 2015, **Khalil Mack** has recorded at least six sacks in each season. He finished with six sacks in the 2024 season to extend the streak to 10 seasons. The 10 consecutive seasons with six-plus sacks is the longest active streak in the NFL and among the longest in NFL history.

CONSECUTIVE SEASONS WITH SIX-PLUS SACKS, NFL HISTORY

Rk.	Team/s	Player	Consecutive Seasons
1.	Phi./G.B.	DE Reggie White*	14 (1985-98)
2.	Min./Atl./S.F.	DE Chris Doleman*	13 (1987-99)
3.	Min./Sea.	DT John Randle*	12 (1991-2002)
4.	N.O.	DE Cameron Jordan	11 (2012-22)
	Dal./Den.	OLB DeMarcus Ware*	11 (2005-15)
	K.C.	LB Derrick Thomas*	11 (1989-99)
	Min./Det./N.E.	DT Henry Thomas	11 (1988-98)
	Rai.^/Hou.^/G.B.	DE Sean Jones	11 (1985-95)
	N.O./	OLB Rickey Jackson*	11 (1983-93)
10.	Oak./Chi./LAC	OLB Khalil Mack	10 (2015-24**)
	Cin./Sea.	DE Carlos Dunlap	10 (2012-21)
	Car./Chi./G.B.	DE Julius Peppers*	10 (2008-17)
	K.C./Min.	DE Jared Allen	10 (2004-13)
	Ind.	DE Robert Mathis	10 (2004-13)
	Phx.^/Was.	LB Ken Harvey	10 (1988-97)
	Chi	DE Richard Dent*	10 (1984-93)
	NYG	Lawrence Taylor*	10 (1982-91)

*Pro Football Hall of Famer

**Active Streak

^Los Angeles Raiders

^^Houston Oilers

^^^Phoenix Cardinals

KHALIL MACK

MACK DROPS SIX SACKS IN VICTORY



Khalil Mack had a historic performance in the team's 2023 Week 4 win over the Raiders. He set a single-game team record and career high with six sacks, including a pair of strip-sacks. It was the first six-sack performance by any NFL player since 2017 and just the sixth since the stat began being tracked in 1982.

Mack added 10 tackles (eight solo), five tackles for loss, four quarterback hits and a pass defended. He was the only player since at least 2000 to have six sacks and at least 10 tackles in a single game. He was recognized as AFC Defensive Player of the Week for his performance, the fourth weekly award of his career.

Along with his five-sack performance in 2015, Mack joined Hall of Fame LB Derrick Thomas as the only players with multiple games of five or more sacks since the stat started being tracked in 1982.

SACKS, SINGLE GAME, NFL, SINCE 1982

Rk.	Team	Game	Player	Sacks
1.	K.C.	Nov. 11, 1990 vs. Sea.	LB Derrick Thomas	7.0
2.	LAC	Oct. 1, 2023 vs. L.V.	OLB Khalil Mack	6.0
	Atl.	Nov. 12, 2017 vs. Dal.	DL Adrian Clayborn	6.0
	NYG	Sept. 30, 2007 vs. Phi.	DE Osi Umenyiora	6.0
	K.C.	Sept. 6, 1998 vs. Oak.	LB Derrick Thomas	6.0
	S.F.	Nov. 13, 1983 vs. N.O.	DE Fred Dean	6.0
7.	S.F.	Nov. 19, 2012 vs. Chi.	OLB Aldon Smith	5.5
	Det.	Sept. 4, 1983 at T.B.	DE William Gay	5.5

SACKS, SINGLE GAME, CHARGERS, SINCE 1982

Rank	Game	Player	Sacks
1.	Oct. 1, 2023 vs. L.V.	OLB Khalil Mack	6.0
	Nov. 16, 1986 vs. Dal.	DE Leslie O'Neal	5.0
3.	Sept. 28, 2025 at NYG	OLB Tuli Tuipulotu	4.0
	Dec. 18, 2011 vs. Bal.	OLB Antwan Barnes	4.0
	Oct. 3, 2010 vs. Ari.	LB Shaun Phillips	4.0
	Oct. 22, 1995 at Sea.	DE Leslie O'Neal	4.0
	Dec. 6, 1992 at Phx.*	DE Leslie O'Neal	4.0
	Dec. 22, 1991 vs. Den.	DE Leslie O'Neal	4.0

*Phoenix Cardinals

MACK MAKES HISTORY

Khalil Mack eclipsed 12 sacks in 2023, the third season of his career with at least 12 sacks — and with his third franchise. He joined Hall of Famer Kevin Greene as the only two players to have a 12-sack season with three different franchises since the individual sack became an official statistic in 1982.

PLAYERS WITH 12-SACK SEASON WITH THREE DIFFERENT FRANCHISES, NFL, SINCE 1982

Player	Teams (Seasons)
OLB Khalil Mack	Raiders ('15), Bears ('18), Chargers ('23)
LB Kevin Greene*	Rams ('88-90), Steelers ('93-94), Panthers ('96, '99)

In the Week 10 win over Pittsburgh on *Sunday Night Football*, Mack joined Greene as the only players with at least 35 sacks with three different franchises.

PLAYERS WITH 35 SACKS WITH THREE DIFFERENT FRANCHISES, NFL, SINCE 1982

Player	Teams (Sacks; Years with Team)
OLB Khalil Mack	Raiders (40.5; 2014-17), Bears (36.0; 2018-21), Chargers (35.0; 2022-Present)
LB Kevin Greene*	Rams (72.5; 1985-92), Steelers (35.5; 1993-95), Car. (41.5; 1996, '98-99)

*Pro Football Hall of Famer

MACK TOPS 100 CAREER SACKS

In the 150th regular-season game of his career, **Khalil Mack** eclipsed 100 career sacks in the second quarter on a nine-yard takedown. Mack's 113.0 career sacks rank No. 6 among active NFL players.

SACKS, ACTIVE NFL PLAYERS

Rank	Team/s	Player	Sacks
1.	Den./LAR/Buf./Was.	OLB Von Miller	136.5
2.	N.O.	DE Cameron Jordan	130.0
3.	Cle.	DE Myles Garrett	124.5
4.	Ari./Jax./Bal./Atl./Mia.	DL Calais Campbell	116.0
5.	Pit.	LB T.J. Watt	115.0
6.	Oak./Chi./LAC	OLB Khalil Mack	113.0
7.	Min./Hou.	DE Danielle Hunter	112.5
8.	NYG/T.B./Bal./N.O./Mia.	DE Jason Pierre-Paul	94.5

KHALIL MACK

MACK ATTACK

By setting his career high with 17.0 sacks in 2023, **Khalil Mack** tied for the most sacks in a single season by a Charger since the individual sack began being tracked in 1982.

Mack forced a total of five fumbles in 2023, including four that were strip-sacks. Since forced fumbles began being tracked in 1994, Mack's five tied for the third-most by a Charger in a single season.

SACKS, SINGLE SEASON, CHARGERS, SINCE 1982

Rank	Season	Player	Sacks
1.	2023	OLB Khalil Mack	17.0
	2006	LB Shawne Merriman	17.0
	1992	DE Leslie O'Neal	17.0
4.	1986	DE Lee Williams	15.0
5.	1989	DE Lee Williams	14.0

FORCED FUMBLES, SINGLE SEASON, CHARGERS, SINCE 1994

Rank	Season	Player	Forced Fumbles
1.	2021	OLB Joey Bosa	7
	2009	LB Shaun Phillips	7
3.	2023	OLB Khalil Mack	5
	—	Two Other Players	5

MACK'S PICKS BY PASSER

Khalil Mack has picked off three passes, including two that he returned for a touchdown. Below is a look at his career regular-season interceptions by quarterback:

REGULAR-SEASON CAREER INTs BY PASSER (3)

INTs	Passer	Most Recent INT
1	QB Kirk Cousins	Nov. 16, 2020 vs. Min.
	QB DeShone Kizer	Sept. 9, 2018 at G.B.
	QB Cam Newton	Nov. 27, 2016 vs. Car.

MACK'S SACKS BY PASSER

Khalil Mack has sacked 50 players in the regular season for a total of 113.0 career sacks in the regular season. Below is a list of his career sacks by passer, including the postseason:

REGULAR-SEASON CAREER SACKS BY PASSER (113.0)

Sacks	Passer	Most Recent Sack
6.5	QB Aaron Rodgers	Nov. 9, 2025 vs. Pit.
6.0	QB Aidan O'Connell	Oct. 1, 2023 vs. L.V.
	QB Brock Osweiler	Nov. 21, 2016 vs. Hou.
	QB Alex Smith	aDec. 10, 2017 at K.C.
5.0	QB Trevor Siemian	Nov. 26, 2017 vs. Den.
4.0	QB Derek Carr	Sept. 11, 2022 L.V.
	QB Kirk Cousins	Dec. 20, 2020 at Min.
	QB Dak Prescott	Oct. 16, 2023 vs. Dal.
3.5	QB Patrick Mahomes	Dec. 14, 2025 at K.C.
	QB Geno Smith	Nov. 30, 2025 vs. L.V.
3.0	QB Tom Brady	Oct. 8, 2020 vs. T.B.
	QB Jared Goff	Oct. 3, 2021 vs. Det.
	QB Daniel Jones	Oct. 19, 2025 vs. Ind.
	QB Josh McCown	Sept. 17, 2017 vs. NYJ
	QB Jameis Winston	Nov. 3, 2024 at Cle.
2.0	QB Sam Bradford	Sept. 23, 2018 at Ari.
	QB Teddy Bridgewater	Oct. 18, 2020 at Car.
	QB Joe Flacco	Sept. 15, 2019 at Den.
	QB Lamar Jackson	Nov. 26, 2023 vs. Bal.
	QB Colin Kaepernick	Dec. 7, 2017 vs. S.F.
	QB Case Keenum	Sept. 23, 2019 at Was.
	QB Jordan Love	Nov. 19, 2023 at G.B.
	QB Marcus Mariota	Nov. 29, 2015 at Ten.
	QB Baker Mayfield	Sept. 26, 2021 at Cle.
	QB Philip Rivers	Oct. 27, 2019 vs. LAC
	QB Matthew Stafford	Nov. 11, 2018 vs. Det.
	QB Russell Wilson	Oct. 17, 2022 vs. Den.
	QB Zach Wilson	Nov. 6, 2023 at NYJ
	QB Bailey Zappe	Dec. 3, 2023 at N.E.
1.5	QB Gardner Minshew II	Sept. 8, 2024 vs. L.V.
1.0	QB Blake Bortles	Oct. 23, 2016 at Jax.
	QB Drew Brees	Nov. 1, 2020 vs. N.O.
	QB Joe Burrow	Sept. 19, 2021 vs. Cin.
	QB Jay Cutler	Oct. 4, 2015 at Chi.
	QB Justin Fields	Sept. 22, 2024 at Pit.
	QB Ryan Fitzpatrick	Sept. 30, 2018 vs. T.B.
	QB Nick Foles	Dec. 26, 2022 at Ind.
	QB Blaine Gabbert	Jan. 7, 2024 vs. K.C.
	QB Jimmy Garoppolo	Nov. 13, 2022 at S.F.
	QB DeShone Kizer	Sept. 9, 2018 at G.B.
	QB Eli Manning	Dec. 2, 2018 at NYG
	QB Drake Maye	Dec. 28, 2024 at N.E.
	QB Davis Mills	Oct. 2, 2022 at Hou.
	QB Cam Newton	Nov. 27, 2016 vs. Car.
	QB Kyle Orton	Dec. 21, 2014 vs. Buf.
	QB Spencer Rattler	Oct. 27, 2024 vs. N.O.
	QB Jarrett Stidham	Dec. 31, 2023 at Den.
	QB Tyrod Taylor	Dec. 4, 2016 vs. Buf.
	QB Deshaun Watson	Dec. 13, 2020 vs. Hou.
	QB Carson Wentz	Oct. 23, 2025 vs. Min.
0.5	QB Matt Ryan	Sept. 27, 2020 at Atl.

POSTSEASON CAREER SACKS BY PASSER (3.0)

Sacks	Passer	Most Recent Sack
2.0	QB C.J. Stroud	Jan. 11, 2025 at Hou.*
1.0	QB Trevor Lawrence	Jan. 14, 2023 at Jax.*

*AFC Wild Card

DAIYAN HENLEY



TOUGH AS NAILS

In the team's Week 2 win in Las Vegas, **Daiyan Henley** was a late addition to the injury report. Despite battling an illness, he forced a turnover on downs with an 11-yard sack and had one of the team's three interceptions, while also adding 10 tackles (seven solo), two tackles for loss, a QB hit and two passes defended. With the performance, Henley became the sixth player in the last 10 seasons to have 10 tackles, a sack, an interception and multiple pass breakups in a single game.

PLAYERS WITH 10 TACKLES, A SACK, AN INTERCEPTION AND MULTIPLE PASSES DEFENSED, SINGLE GAME, NFL, SINCE 2016

Game	Tm.	Player	Tkls.	Scks.	INTs	PD
Sept. 15, 2025 at L.V.	LAC	LB D.Henley	10	1.0	1	2
Sept. 12, 2021 vs. NYJ	Car.	LB S.Thompson	10	1.0	1	2
Dec. 6, 2020 at Min.	Jax.	LB J.Schobert	12	1.0	1	2
Nov. 14, 2019 vs. Pit.	Cle.	LB J.Schobert	10	1.0	2	4
Nov. 10, 2019 vs. Mia.	Ind.	LB S.Leonard	13	1.0	1	2
Dec. 2, 2018 vs. S.F.	Sea.	LB B.Wagner	12	1.0	1	2
Dec. 11, 2016 vs. NYJ	S.F.	S J.Ward	10	1.0	1	3

IMPACT ACROSS THE BOARD

This season, **Daiyan Henley** has made his presence felt across the defense, totaling 90 tackles, 3.5 sacks, two picks and five pass breakups. He's one of six NFL players this season to record 80 tackles, multiple sacks, multiple interceptions and five passes defended.

PLAYERS WITH 80 TACKLES, MULTIPLE SACKS, MULTIPLE INTERCEPTIONS AND FIVE PASSES DEFENSED, NFL, 2025

Rk.	Team	Player	Sacks	PDs	INTs	Tackles
1.	Phi.	LB Zack Baun	3.5	7	2	117
2.	Cle.	LB Devin Bush	2.0	7	2	101
3.	Cin.	LB Demetrius Knight Jr.	2.0	6	2	98
4.	LAC	LB Daiyan Henley	3.5	5	2	90
5.	LAC	S Derwin James Jr.	2.0	6	2	86
6.	Buf.	S Cole Bishop	2.0	7	3	83

HENLEY GETS DOUBLE DIGITS

Daiyan Henley recorded nine games with 10-plus tackles in 2024, tied for the most in the NFL that season.

MOST GAMES WITH 10-PLUS TACKLES, NFL, 2024

Rank	Team	Player	Games
1.	LAC	LB Daiyan Henley	9
	Bal.	LB Roquan Smith	9
	Atl.	LB Kaden Ellis	9
4.	Ind.	LB Zaire Franklin	8
	Ind.	LB E.J. Speed	8
	L.V.	LB Robert Spillane	8
	Phi.	LB Zack Baun	8

Six of Henley's 10-tackle performances in 2024 were in consecutive games, the longest such streak in the NFL that season and setting the longest streak by a Charger since the turn of the century.

CONSECUTIVE GAMES WITH 10-PLUS TACKLES, NFL, 2024

Rk.	Team	Player	Consec. Games (Dates)
1.	LAC	LB Daiyan Henley	6 (Oct. 27, 2024-Dec. 1, 2024)
2.	L.V.	LB Robert Spillane	5 (Sept. 8, 2024-Oct. 6, 2024)
3.	Atl.	LB Kaden Elliss	4 (Oct. 20, 2024-Nov. 10, 2024)
	Buf.	LB Dorian Williams	4 (Sept. 12, 2024-Oct. 6, 2024)
	Ind.	LB E.J. Speed	4 (Sept. 8, 2024-Sept. 29, 2024)
	Phi.	LB Nakobe Dean	4 (Dec. 10, 2024-Present)

CONSECUTIVE GAMES WITH 10-PLUS TACKLES, CHARGERS, SINCE 2000

Rk.	Player	Dates	Consec. Games
1.	LB Daiyan Henley	Oct. 27, 2024-Dec. 1, 2024	6
2.	LB Donnie Edwards	Nov. 16, 2003-Dec. 7, 2003	4
3.	LB Drue Tranquill	Dec. 18, 2022-Jan. 1, 2023	3
	LB Kyzir White	Nov. 28, 2021-Dec. 12, 2021	3
	LB Kyzir White	Sept. 27, 2020-Oct. 12, 2020	3
	—	Eight Other Streaks	3

DAIYAN HENLEY

DAIYAN AN ELITE DEFENDER

In a breakout campaign, Henley finished tied for No. 11 in the NFL with his team-high 142 tackles. His versatility against the run and pass was on display, as Henley was the **only NFL player in 2024 to record at least 120 tackles and more than seven passes defended**. Henley's 142 tackles were the seventh-most by a Charger in a single season since the turn of the century.

TACKLES, NFL, 2024			
Rank	Team	Player	Tackles
1.	Ind.	LB Zaire Franklin	173
2.	Ari.	S Budda Baker	164
3.	L.V.	LB Robert Spillane	158
4.	Bal.	LB Roquan Smith	154
	NYJ	LB Jamien Sherwood	154
6.	Atl.	ILB Kaden Ellis	150
	Phi.	LB Zach Baun	150
8.	Ind.	S Nick Cross	145
9.	Cin.	LB Germaine Pratt	143
	Mia.	LB Jordyn Brooks	143
11.	LAC	LB Daiyan Henley	142
	Ind.	LB E.J. Speed	142

PLAYERS WITH 135 TACKLES AND FIVE PASSES DEFENSED, NFL, 2024

Rank	Team	Player	Passes Def.	Tackles
1.	Ind.	LB Zaire Franklin	6	173
2.	Ari.	S Budda Baker	5	164
3.	L.V.	LB Robert Spillane	7	158
4.	Ind.	S Nick Cross	5	145
5.	Cin.	LB Germaine Pratt	6	143
	Mia.	LB Jordyn Brooks	6	143
11.	LAC	LB Daiyan Henley	8	142
	Ind.	LB E.J. Speed	5	142
9.	N.O.	LB Demario Davis	7	136

TACKLES, SINGLE SEASON, CHARGERS, SINCE 2000

Rank	Season	Player	Tackles
1.	2003	LB Donnie Edwards	162
2.	2005	LB Donnie Edwards	154
3.	2004	LB Donnie Edwards	152
4.	2022	LB Drue Tranquill	144
	2021	LB Kyzir White	144
6.	2006	LB Donnie Edwards	143
7.	2024	LB Daiyan Henley	142
8.	2002	LB Donnie Edwards	129



HENLEY MAKES AN IMPACT

In the team's Week 10 win in 2024, **Daiyan Henley** led the defense with 14 tackles and recorded the first sack of his career. He also added a tackle on special teams. Henley's performance was the 10th in the NFL since the beginning of the 2020 season with at least 10 tackles, a sack and a special teams tackle in a single game.

PLAYERS WITH 10 TACKLES, A SACK AND A SPECIAL TEAMS TACKLE, SINGLE GAME, NFL, SINCE 2020

Game	Tm.	Player	Tkls.	Scks.	ST Tkl.
Dec. 21, 2025 vs. Buf.	Cle.	LB C.Schwesinger	12	1.0	2
Dec. 1, 2025 at N.E.	NYG	LB Z.Barnes	11	0.5	1
Nov. 16, 2025 vs. Car.	Atl.	LB R.Harrison	10	1.0	1
Jan. 5, 2025 at Dal.	Was.	S J.Chinn	12	1.0	1
Dec. 15, 2024 vs. Bal.	NYG	S D.Belton	14	1.0	1
Nov. 10, 2024 vs. Ten.	LAC	LB D.Henley	14	1.0	1
Nov. 20, 2022 vs. LAR	N.O.	LB K.Elliss	11	1.5	1
Sept. 11, 2022 vs. Phi.	Det.	S T.Walker	11	1.0	2
Dec. 5, 2021 vs. Ind.	Hou.	LB K.Grugier-Hill	19	1.0	1
Jan. 3, 2021 vs. Min.	Det.	S T.Walker	11	1.0	2
Jan. 3, 2021 at Den.	L.V.	LB N.Morrow	10	1.0	1
Dec. 13, 2020 vs. Min.	T.B.	S A.Winfield	11	1.0	1
Nov. 22, 2020 at Cle.	Phi.	LB A.Singleton	11	1.0	1
Nov. 1, 2020 vs. Dal.	Phi.	LB T.Edwards	12	1.0	1
Oct. 11, 2020 vs. Was.	LAR	LB T.Reeder	10	3.0	1

TULI TUIPULOTU

TULI SETS CAREER HIGH



Tuli Tuipulotu put forth a career performance in Week 4, setting career highs in total tackles (nine), solo stops (six), sacks (four), QB hits (five) and tackles for loss (five), while adding a forced fumble. His four sacks tied for the third-most sacks in a single game in franchise history. Tuipulotu became the eighth player since 2010 to have three sacks, five tackles for loss and five pressures in a single game.

SACKS, SINGLE GAME, CHARGERS, SINCE 1982

Rank	Game	Player	Sacks
1.	Oct. 1, 2023 vs. L.V.	OLB Khalil Mack	6.0
2.	Nov. 16, 1986 vs. Dal.	DE Leslie O'Neal	5.0
3.	Sept. 28, 2025 at NYG	OLB Tuli Tuipulotu	4.0
	Dec. 18, 2011 vs. Bal.	OLB Antwan Barnes	4.0
	Oct. 3, 2010 vs. Ari.	LB Shaun Phillips	4.0
	Oct. 22, 1995 at Sea.	DE Leslie O'Neal	4.0
	Dec. 6, 1992 at Phx.*	DE Leslie O'Neal	4.0
	Dec. 22, 1991 vs. Den.	DE Leslie O'Neal	4.0

*Phoenix Cardinals

PLAYERS WITH THREE SACKS, FIVE TACKLES FOR LOSS AND FIVE PRESSURES, SINGLE GAME, NFL, SINCE 2010

Game	Tm.	Player	Scks.	TFL	Pres.
Nov. 16, 2025 vs. Bal.	Cle.	DE M.Garrett	4.0	5	7
Oct. 26, 2025 at N.E.	Cle.	DE M.Garrett	5.0	5	5
Sept. 28, 2025 at NYG	LAC	OLB T.Tuipulotu	4.0	5	8
Oct. 1, 2023 vs. L.V.	LAC	OLB K.Mack	6.0	5	6
Nov. 29, 2020 at Buf.	LAC	OLB J.Bosa	3.0	6	5
Dec. 23, 2019 at Min.	G.B.	LB Z.Smith	3.5	5	6
Oct. 21, 2018 at S.F.	LAR	DT A.Donald	4.0	6	5
Dec. 13, 2015 at Den.	Oak.	DE K.Mack	5.0	5	9
Dec. 16, 2012 vs. Ind.	Hou.	DE J.Watt	3.0	6	6
Nov. 27, 2011 at Jax.	Hou.	OLB C.Barwin	4.0	5	11
Oct. 30, 2011 at Phi.	Dal.	LB D.Ware	4.0	5	5

A LEAGUE LEADER

In 2025, **Tuli Tuipulotu** is among the NFL's most productive pass rushers. His 13.0 sacks are tied for the third-most in the NFL, while he ranks tied for No. 3 among all players with 20 tackles for loss.

SACKS, NFL, 2025

Rank	Team	Player	Sacks
1.	Cle.	DE Myles Garrett	22.0
2.	NYG	OLB Brian Burns	15.0
3.	LAC	OLB Tuli Tuipulotu	13.0
	Hou.	DE Danielle Hunter	13.0
5.	Den.	OLB Nik Bonitto	12.5
	G.B.	LB Micah Parsons	12.5
7.	Det.	DE Aidan Hutchinson	11.5
	Hou.	DE Will Anderson Jr.	11.5
9.	Ari.	LB Josh Sweat	11.0
	LAR	OLB Byron Young	11.0

TACKLES FOR LOSS, NFL, 2025

Rank	Team	Player	Tackles for Loss
1.	Cle.	DE Myles Garrett	32
2.	L.V.	DE Maxx Crosby	28
3.	LAC	OLB Tuli Tuipulotu	20
	NYG	OLB Brian Burns	20
5.	Hou.	DE Will Anderson Jr.	17
6.	Min.	LB Eric Wilson	16
	Ten.	DT Jeffery Simmons	16
8.	Chi.	OLB Montez Sweat	13
	Den.	OLB Nik Bonitto	13
	Hou.	DE Danielle Hunter	13

TULI KEEPS UP THE PRESSURE

Tuli Tuipulotu continued his stellar season with a dominant performance in the Week 13 victory over Las Vegas. He became the only player in 2025 to have multiple sacks, four tackles for loss and a pass breakup in the same game. It's the sixth such performance in the NFL since he entered the professional ranks in 2023.

In addition to the defensive performance, Tuipulotu added a tackle on special teams, becoming the second player in the last 15 years to have multiple sacks, four tackles for loss, a pass breakup and a special teams tackle in the same game.

PLAYERS WITH MULTIPLE SACKS, FOUR TACKLES FOR LOSS AND A PASS DEFENSED, SINGLE GAME, NFL, SINCE 2023

Game	Tm.	Player	Scks.	TFL	PD
Nov. 30, 2025 vs. L.V.	LAC	OLB T.Tuipulotu	2.0	2	1
Nov. 3, 2024 vs. L.V.	Cin.	DE T.Hendrickson	4.0	4	1
Oct. 20, 2024 vs. Hou.	G.B.	LB E.Wilson	2.0	4	1
Oct. 13, 2024 at N.E.	Hou.	DE W.Anderson	3.0	4	1
Sept. 15, 2024 at Bal.	L.V.	DE M.Crosby	2.0	4	1
Oct. 1, 2023 vs. L.V.	LAC	OLB K.Mack	6.0	5	1

TULI TUIPULOTU

REMEMBER, REMEMBER TULI IN NOVEMBER

Tuli Tuipulotu has been one of the NFL's most disruptive pass rushers during the month of November over the last two years. This season, he recorded four sacks during the month, giving him a total of 10.0 sacks over the last two Novembers, tying for the fourth-most in the NFL.

SACKS LEADERS, NOVEMBER, NFL, SINCE 2024

Rank	Team/s	Player	Sacks
1.	Cle.	DE Myles Garrett	15.0
2.	Hou.	DE Danielle Hunter	12.0
3.	Dal./G.B.	LB Micah Parsons	11.5
4.	LAC	OLB Tuli Tuipulotu	10.0
	Phi./Ari.	LB Josh Sweat	10.0
6.	Hou.	DE Will Anderson Jr.	7.5
	Jax.	DE Josh Hines-Allen	7.5

The former Pac-12 Defensive Player of the Year led the NFL in November 2024 with six sacks and 10 quarterback hits. With six tackles for loss during the month, Tuipulotu was just the fifth player in the last 10 seasons to have five sacks, 10 quarterback hits and five tackles for loss during a single November.

SACKS LEADERS, NOVEMBER, NFL, 2024

Rank	Team	Player	Sacks
1.	LAC	OLB Tuli Tuipulotu	6.0
	Cle.	DE Myles Garrett	6.0
3.	Dal.	LB Micah Parsons	5.5
4.	Hou.	DE Danielle Hunter	5.0
	LAR	DE Braden Fiske	5.0

QUARTERBACK HITS LEADERS, NOVEMBER, NFL, 2024

Rank	Team	Player	QB Hits
1.	LAC	OLB Tuli Tuipulotu	10
2.	Bal.	OLB Oafe Owhe	9
	Cin.	DE Trey Hendrickson	9
	Dal.	DT Osa Odighizuwa	9
	Dal.	LB Micah Parsons	9
6.	—	Three Other Players	8

PLAYERS WITH FIVE SACKS, 10 QUARTERBACK HITS AND FIVE TACKLES FOR LOSS, SINGLE NOVEMBER, NFL, SINCE 2015

Month	Team	Player	Sks	QB Hits	TFLs
Nov. 2024	LAC	OLB Tuli Tuipulotu	6.0	10	6
Nov. 2021	Dal.	LB Micah Parsons	6.5	12	8
Nov. 2020	N.O.	DE Cameron Jordan	5.0	10	6
Nov. 2019	NYJ	S Jamal Adams	6.5	10	5
Nov. 2015	Hou.	DE J.J. Watt	7.5	26	9

TULI'S STREAK OF MULTI-SACK GAMES



In three-straight games during the team's four-game winning streak in November 2024, **Tuli Tuipulotu** recorded multiple sacks. He was the second NFL player this season and fourth Charger since sacks became an official statistic in 1982 to have three-straight games with multiple sacks. Tuipulotu was just the eighth player to have a three-game multi-sack streak within the first two seasons of a career since sacks became an official stat in 1982.

CONSECUTIVE MULTI-SACK GAMES, CHARGERS, SINCE 1982

Rk.	Player	Dates	Consec. Games
1.	OLB Tuli Tuipulotu	Nov. 3, 2024-Nov. 17, 2024	3
	OLB Khalil Mack	Nov. 19, 2023-Dec. 3, 2023	3
	OLB Joey Bosa	Oct. 20, 2019-Nov. 3, 2019	3
	LB Shawne Merriman	Oct. 29, 2006-Dec. 10, 2006	3

CONSECUTIVE MULTI-SACK GAMES, NFL, 2024

Rk.	Team	Player	Consec. Games (Dates)
1.	LAC	OLB Tuli Tuipulotu	3 (Nov. 3, 2024-Nov. 17, 2024)
	Bal.	OLB Kyle Van Noy	3 (Sept. 15, 2024-Sept. 29, 2024)

TULI IMPACTS TWO PHASES

In the team's Week 9 victory in 2024, **Tuli Tuipulotu** recorded 2.5 sacks on defense and a pair of special teams tackles, becoming the first NFL player since 2020 and fifth since 2015 to have multiple sacks and multiple special teams tackles in the same game.

PLAYERS WITH MULTIPLE SACKS AND MULTIPLE SPECIAL TEAMS TACKLES, SINGLE GAME, NFL, SINCE 2015

Game	Tm.	Player	Scks.	ST Tkl.
Nov. 2, 2025 at Det.	Min.	LB Eric Wilson	2.0	2
Nov. 3, 2024 at Cle.	LAC	OLB Tuli Tuipulotu	2.5	2
Dec. 20, 2020 vs. Phi.	Ari.	LB Dennis Gardeck	2.0	2
Oct. 15, 2017 vs. Chi.	Bal.	LB Matthew Judon	2.0	2
Dec. 18, 2016 vs. Cle.	Buf.	LB Lorenzo Alexander	1.5	3
Dec. 6, 2015 at Oak.	K.C.	LB Frank Zombo	2.0	3

CAMERON DICKER



PINPOINT ACCURACY

Cameron Dicker has made 127-of-135 career field goal attempts. His field goal percentage of 94.1 is the best in NFL history by a player with at least 100 attempts.

FIELD GOAL PCT., MIN. 100 ATTEMPTS, NFL HISTORY

Rank	Team/s	Player	Field Goal Pct. (Made-Att.)
1.	Phi./LAC	K Cameron Dicker	94.1 (127-135)
2.	Four Teams*	K Eddy Pineiro	89.6 (138-154)
3.	Dal.	K Brandon Aubrey	89.3 (103-121)
4.	Bal.	K Justin Tucker	89.1 (417-468)
5.	K.C.	K Harrison Butker	88.1 (245-278)

*Bears, Jets, Panthers, 49ers

FAB FIVE

In the Week 14 victory over Philadelphia on *Monday Night Football*, **Cameron Dicker** converted all five field goal attempts, making him the first player in 2025 to have multiple games with at least five made field goals. He now has four such games in his career, tied for the most in the NFL since entering the professional ranks in 2022

MOST GAMES WITH FIVE MADE FIELD GOALS, NFL, SINCE 2022

Rank	Team/s	Player	Games
1.	LAC	K Cameron Dicker	4
	N.E./Ten.	K Nick Folk	4
3.	Den.	K Wil Lutz	3
	Sea.	K Jason Myers	3
5.	—	Seven Other Players	2

IN THE RECORD BOOKS

Cameron Dicker eclipsed 100 career attempts with the Chargers, becoming eligible for the team record books. While with the Bolts, he has made 125-of-133 field goals, good for a team-record 94.0 field goal percentage.

FIELD GOAL PCT., MIN. 100 ATTEMPTS, CHARGERS HISTORY

Rank	Seasons	Player	Field Goal Pct. (Made-Att.)
1.	2022-Present	K Cameron Dicker	94.0 (125-133)
2.	2004-12	K Nate Kaeding	87.0 (113-180)
3.	2011-14, '17	K Nick Novak	84.6 (67-110)
4.	1990-2000	K John Carney	81.6 (160-261)

Dicker made a career-best 39 field goals in 2024, setting a single-season franchise record. His 150 points scored that season were the most in a single season by a kicker in team history, trailing only Hall of Fame RB LaDainian Tomlinson's all-time 2006 season in which he set an NFL record with 186 points.

This year, Dicker is knocking on the door of setting more single-season records, currently has the second-best single-season field goal percentage (min. 15 att.), the second-most made field goals and the fifth-most points scored by a kicker in a single season.

FIELD GOAL PCT., MIN. 15 ATTEMPTS, SINGLE SEASON, CHARGERS HISTORY

Rank	Season	Player	Field Goal Pct. (Made-Att.)
1.	2022	K Cameron Dicker	95.0 (19-20)
2.	2025	K Cameron Dicker	94.7 (36-38)
3.	2023	K Cameron Dicker	93.9 (31-33)
4.	2018	K Michael Badgley	93.8 (15-16)
5.	2024	K Cameron Dicker	92.9 (39-42)

MADE FIELD GOALS, SINGLE SEASON, CHARGERS HISTORY

Rank	Season	Player	Made Field Goals
1.	2024	K Cameron Dicker	39
2.	2025	K Cameron Dicker	36
3.	2013	K Nick Novak	34
	1994	K John Carney	34
5.	2009	K Nate Kaeding	32

MOST POINTS SCORED, KICKERS, SINGLE SEASON, CHARGERS HISTORY

Rank	Season	Player	Points Scored
1.	2024	K Cameron Dicker	150
2.	2009	K Nate Kaeding	146
3.	2013	K Nick Novak	144
4.	2006	K Nate Kaeding	136
5.	2025	K Cameron Dicker	141

CAMERON DICKER

CLUTCH IN CRUNCH TIME

In the Week 6 win at Miami, **Cameron Dicker** tied a single-game career high with five made field goals, totaling a career-best 17 points on the day. The final of his five made field goals put the Bolts in front with nine seconds remaining. It marked the fourth game-winning field goal of his career with less than 10 seconds remaining in the fourth quarter or overtime, tying for the most in the NFL since he came into the league in 2022.

GAME-WINNING FIELD GOALS, FOURTH QUARTER OR OVERTIME, LESS THAN 10 SECONDS REMAINING, NFL, SINCE 2022

Rank	Team/s	Player	Game-Winning FG
1.	Phi./LAC	K Cameron Dicker	4
	Atl.	K Younghoe Koo	4
	Car./S.F.	K Eddy Pineiro	4
	N.O./Den.	K Wil Lutz	4
5.	—	Three Other Players	3

DICKER MAKES HISTORY

One season after making NFL history, **Cameron Dicker** tied his career long and franchise record with a 59-yard field goal in the Week 10 win over Pittsburgh on *Sunday Night Football*. He made a 56-yader in Week 13 and now has seven made field goals of 55-plus yards, accounting for seven of the 10 longest made field goals in franchise history.

Dicker's 2024 season saw him make history in the Week 16 home victory over Denver on *Thursday Night Football*. At the end of the first half, Dicker attempted a fair catch free kick field goal after a fair catch on the previous play and drilled the 57-yard attempt.

The kick is believed to be the longest fair catch free kick field goal in NFL history and first make since K Ray Wersching, who made a 45-yard attempt for the Bolts in 1976. The last confirmed fair catch free kick field goal attempt was in 2019.

LONGEST MADE FIELD GOAL, CHARGERS HISTORY

Rank	Game	Player	Distance
1.	Nov. 9, 2025 vs. Pit.	K Cameron Dicker	59 yards
	Oct. 21, 2024 at Ari.	K Cameron Dicker	59 yards
	Dec. 9, 2018 vs. Cin.	K Michael Badgley	59 yards
3.	Dec. 19, 2024 vs. Den.	K Cameron Dicker	57 yards*
	Dec. 21, 2008 at T.B.	K Nate Kaeding	57 yards
5.	Nov. 30, 2025 vs. L.V.	K Cameron Dicker	56 yards
6.	Oct. 5, 2025 vs. Was.	K Cameron Dicker	55 yards
	Nov. 6, 2023 at NYJ	K Cameron Dicker	55 yards
	Oct. 22, 2023 at K.C.	K Cameron Dicker	55 yards
	Nov. 29, 2009 vs. K.C.	K Nate Kaeding	55 yards

*Fair Catch Free Kick Field Goal



THREE TIMES THIRTY

With 36 made field goals in 2025, **Cameron Dicker** has eclipsed 30 made field goals for the third consecutive season, becoming the seventh player in NFL history to have a three-year streak with at least 30 field goals.

Dicker is also the fourth player in history to record back-to-back seasons with 35-plus made field goals.

CONSECUTIVE SEASONS WITH 30 MADE FIELD GOALS, NFL HISTORY

Rank	Team/s	Player	Consecutive Seasons
1.	Bal.	K Justin Tucker	4 (2015-18)
	Phi./S.F.	K David Akers	4 (2008-11)
3.	LAC	K Cameron Dicker	3 (2023-Present)
	Bal.	K Justin Tucker	3 (2021-23)
	Dal.	K Brandon Aubrey	3 (2023-Present)
	L.V.	K Daniel Carlson	3 (2020-22)
	N.E.	K Stephen Gostkowski	3 (2013-15)
	Oak.	K Sebastian Janikowski	3 (2010-12)
	Was.	K Chip Lohmiller	3 (1990-92)

DICKER KICKS CONSISTENTLY

Cameron Dicker has made 106 of his 108 career field goal attempts from less than 50 yards out. His 98.1 percentage on field goals from less than 50 yards is the best by any NFL kicker in at least the last 30 seasons (min. 100 attempts of less than 50 yards).

FIELD GOAL PCT., LESS THAN 50-YARD ATTEMPTS, MIN. 100 ATTEMPTS, NFL, SINCE 1991

Rk.	Team/s	Player	Field Goal Pct. (Made-Att.)
1.	Phi./LAC	K Cameron Dicker	98.1 (106-108)
2.	Bal.	K Justin Tucker	94.9 (353-372)
3.	K.C.	K Harrison Butker	93.4 (211-226)
4.	Five Teams*	K Matt Gay	92.6 (150-162)
5.	Hou.	K Ka'imi Fairbairn	91.6 (197-215)

*Buccaneers, Rams, Colts, Commanders, 49ers

CAMERON DICKER'S KICKS BY VENUE & SURFACE

REGULAR-SEASON KICKING BY VENUE

Stadium*	GP	FGM	FGA	Pct.	1-19	20-29	30-39	40-49	50+	Lg	XPM	XPA	Pts
Acrisure Stadium	1	1	1	100.0	0-0	1-1	0-0	0-0	0-0	28	1	1	4
Allegiant Stadium	4	8	10	80.0	0-0	2-2	5-5	1-1	0-2	49	9	9	33
AT&T Stadium	1	2	2	100.0	0-0	1-1	1-1	0-0	0-0	37	4	4	10
Bank of America Stadium	1	2	2	100.0	0-0	0-0	0-0	2-2	0-0	46	2	3	8
Corinthians Arena	1	2	2	100.0	0-0	0-0	2-2	0-0	0-0	39	3	3	9
Empower Field at Mile High	3	8	9	88.9	0-0	1-1	3-3	2-2	2-3	52	4	4	28
EverBank Stadium	1	2	2	100.0	0-0	0-0	0-0	2-2	0-0	46	0	0	6
GEHA Field at Arrowhead Stadium	3	5	5	100.0	0-0	1-1	1-1	2-2	1-1	55	5	5	20
Gillette Stadium	2	6	6	100.0	0-0	1-1	4-4	1-1	0-0	41	4	4	22
Hard Rock Stadium	1	5	5	100.0	0-0	1-1	4-4	0-0	0-0	35	2	2	17
Huntington Bank Field	1	0	1	0.0	0-0	0-0	0-0	0-1	0-0	—	3	4	3
Lambeau Field	1	2	2	100.0	0-0	2-2	0-0	0-0	0-0	26	2	2	8
Levi's Stadium	1	3	3	100.0	0-0	1-1	0-0	2-2	0-0	47	1	1	10
Lucas Oil Stadium	1	2	2	100.0	0-0	2-2	0-0	0-0	0-0	24	2	2	8
Mercedes-Benz Stadium	2	5	5	100.0	0-0	0-0	3-3	1-1	1-1	51	2	2	17
MetLife Stadium	2	3	3	100.0	0-0	0-0	1-1	1-1	1-1	55	4	4	13
Nissan Stadium	2	5	5	100.0	0-0	2-2	2-2	0-0	1-1	52	4	4	19
SoFi Stadium	28	58	61	95.1	1-1	11-11	11-11	22-23	13-15	59	65	66	239
State Farm Stadium	3	8	8	100.0	0-0	3-3	0-0	3-3	2-2	59	4	4	13
U.S. Bank Stadium	1	0	1	0.0	0-0	0-0	0-0	0-0	0-1	—	4	4	4
Totals	60	127	135	94.1	1-1	29-29	37-37	39-41	21-27	59	125	128	506
Artificial Surfaces	40	83	87	95.4	1-1	17-17	22-22	27-28	16-19	59	91	93	340
Grass Surfaces	20	44	48	91.7	0-0	12-12	15-15	12-13	5-8	59	34	35	166

POSTSEASON KICKING BY VENUE

Stadium*	GP	FGM	FGA	Pct.	1-19	20-29	30-39	40-49	50+	Lg	XPM	XPA	Pts
EverBank Stadium	1	3	4	75.0	0-0	2-2	0-0	0-1	1-1	50	3	3	12
NRG Stadium	1	2	2	100.0	0-0	0-0	2-2	0-0	0-0	39	0	1	6
Totals	2	5	6	83.3	0-0	2-2	2-2	0-1	1-1	50	3	3	18
Artificial Surfaces	1	2	2	100.0	0-0	0-0	2-2	0-0	0-0	39	0	1	6
Grass Surfaces	1	3	4	75.0	0-0	2-2	0-0	0-1	1-1	50	3	3	12

*Current or most recent name of venue when operational

OTHER PLAYER NOTES

JOHNSTON HAULS IN SCORES

WR Quentin Johnston is tied for eighth in the NFL and ranks the second-most in the AFC with eight touchdown grabs in 2025. Last season, he scored a career-high eight receiving touchdowns, making him the first Charger with back-to-back seasons with eight-plus touchdown grabs since Hall of Fame TE Antonio Gates did so for seven-straight years (2004-10). Johnston's 16 touchdowns since the start of the 2024 season are tied for No. 5 in the NFL over that span.

RECEIVING TOUCHDOWNS, NFL, 2025

Rank	Team	Player	Receiving Touchdowns
1.	LAR	WR Davante Adams	14
2.	Det.	WR Amon-Ra St. Brown	11
3.	Ari.	TE Trey McBride	10
	Cin.	WR Tee Higgins	10
	Phi.	TE Dallas Goedert	10
	Sea.	WR Jaxon Smith-Njigba	10
7.	Dal.	WR George Pickens	9
8.	LAC	WR Quentin Johnston	8
	LAR	WR Puka Nacua	8
	N.O.	WR Chris Olave	8
	S.F.	WR Jauan Jennings	8
12.	—	Nine Other Players	6

RECEIVING TOUCHDOWNS, NFL, SINCE 2024

Rank	Team/s	Player	Receiving Touchdowns
1.	Det.	WR Amon-Ra St. Brown	23
2.	Cin.	WR Ja'Marr Chase	22
	L.V./NYJ/LAR	WR Davante Adams	22
4.	Cin.	WR Tee Higgins	20
5.	LAC	WR Quentin Johnston	16
	Bal.	TE Mark Andrews	16
	Was.	WR Terry McLaurin	16
	Sea.	WR Jaxon Smith-Njigba	16
9.	—	Three Other Players	15

PHILLIPS SPECIAL ON TEAMS

In his first season with the Bolts, **LB Del'Shawn Phillips** set a single-season franchise record with 23 special teams tackles so far on the year. He ranks tied for first in the NFL this season.

SPECIAL TEAMS TACKLES, NFL, 2025

Rank	Team	Player	Special Teams Tackles
1.	LAC	LB Del'Shawn Phillips	23
	Den.	S Devon Key	23
3.	Pit.	WR Ben Skowronek	20
4.	Buf.	LB Joe Andreessen	19
	Hou.	LB Jake Hansen	19
	Dal.	TE Brevyn Spann-Ford	19
	S.F.	LB Luke Gifford	19

GADSDEN MAKES HIS MARK



In Week 7, rookie **TE Oronde Gadsden** set a career high with 164 receiving yards on seven grabs (23.4 avg.), also hauling in the first touchdown of his career. His 164 yards were the second-most by a rookie tight end since the 1970 NFL-AFL Merger. Gadsden's efforts were recognized by fans, as they voted him the Pepsi Zero Sugar Rookie of the Week for his performance.

MOST RECEIVING YARDS, ROOKIES TIGHT ENDS, SINGLE GAME, NFL, SINCE 1970

Rk.	Team	Game	Player	Rec. Yds
1	NYG	Oct. 13, 1985 at Cin.	TE Mark Bavaro	176
2.	LAC	Oct. 19, 2025 vs. Ind.	TE Oronde Gadsden	164
3.	Atl.	Oct. 24, 2021 at Mia.	TE Kyle Pitts	163
4.	Jax.	Nov. 19, 1995 at T.B.	TE Pete Mitchell	161
5.	L.V.	Nov. 29, 2024 at K.C.	TE Brock Bowers	140
	Det.	Dec. 3, 2023 at N.O.	TE Sam LaPorta	140

Gadsden's 23.4-yard receiving average tied Hall of Fame TE Antonio Gates for the best single-game yards per reception by a rookie tight end (min. five receptions) since 1970.

RECEIVING AVERAGE, ROOKIES TIGHT ENDS, SINGLE GAME, MIN. FIVE RECEPTIONS, NFL, SINCE 1970

Rk.	Team	Game	Player	Yds/Rec
1.	LAC	Oct. 19, 2025 vs. Ind.	TE Oronde Gadsden	23.4
	S.D.	Dec. 14, 2003 vs. G.B.	TE Antonio Gates	23.4
3.	Atl.	Oct. 24, 2021 at Mia.	TE Kyle Pitts	23.3
4.	Det.	Sept. 8, 2019 at Ari.	TE T.J. Hockenson	21.8
5.	Oak.	Oct. 25, 1970 vs. Pit.	TE Raymond Chester	21.4

OTHER PLAYER NOTES

PICKING OFF PASSES

In 2025, the Chargers are led by **CB Donte Jackson** and **S Tony Jefferson**, who each have four interceptions on the season. The duo ranks tied for the second-most picks in 2025 in the AFC.

INTERCEPTIONS, AFC, 2025

Rank	Team	Player	Interceptions
1.	Jax.	LB Devin Lloyd	5
2.	LAC	CB Donte Jackson	4
	LAC	S Tony Jefferson	4
	Cin.	S Jordan Battle	4
	Hou.	S Calen Bullock	4
	Hou.	CB Kamari Lassiter	4
	Hou.	S Jalen Pitre	4
	Hou.	CB Derek Stingley Jr.	4
	Ind.	S Cam Bynum	4
10.	—	Eight Other Players	3

ODAFE BRINGS THE HEAT

Since trading for **OLB Odafe Oweh** in Week 6, the pass rusher has seven sacks, tied for the 10th-most in the NFL and tied for the sixth-most in the AFC over that span.

Oweh's seven sacks are the most by any player with a single team after having played in a game for another team earlier in the same season (since sacks became an official stat in 1982).

SACKS, WEEKS 6-15, AFC, 2025

Rank	Team	Player	Sacks
1.	Cle.	DE Myles Garrett	18.0
2.	LAC	OLB Tuli Tuipulotu	9.0
	Hou.	DE Danielle Hunter	9.0
4.	Hou.	DE Will Anderson Jr.	8.5
5.	L.V.	DE Maxx Crosby	8.0
6.	LAC	OLB Odafe Oweh	7.0
	Ten./Bal.	OLB Dre'Mont Jones	7.0
8.	Jax.	DE Josh Hines-Allen	6.5

WAX ON

LB Marlowe Wax made the active roster out of training camp as an undrafted free agent and has been a mainstay on special teams. He ranks tied for No. 3 in the NFL this season among rookies with 14 special teams tackles, which is also tied for the fifth-most stops on special teams by a Chargers rookie since 2000.

SPECIAL TEAMS TACKLES, ROOKIES, NFL, 2025

Rank	Team	Player	Special Teams Tackles
1.	Pit.	LB Carson Bruener	18
2.	LAR	ILB Shaun Dolac	15
3.	LAC	LB Marlowe Wax	14
	K.C.	LB Cooper McDonald	14
	Jax.	S Rayuan Lane III	14
6.	N.O.	LB Danny Stutsman	13
	Pit.	LB Jack Sawyer	13

SPECIAL TEAMS TACKLES, ROOKIES, CHARGERS, SINCE 2000

Rank	Season	Player	Special Teams Tackles
1.	2007	LB Brandon Siler	21
	2006	LB Tim Dobbins	18
3.	2017	RB Austin Ekeler	17
	2008	CB Antoine Cason	15
5.	2025	LB Marlowe Wax	14
	2021	LB Nick Niemann	14
	2008	FB Jacob Hester	14
	2017	CB Michael Davis	14

CAREER NUMBERS AGAINST TEXANS

13	KEENAN ALLEN							WR
REGULAR SEASON RECEIVING								
Date	Opp.	Res.	GP/GS	Rec.	Yds	Avg.	Lg	TD
09/22/19	Hou.	L	1/1	13	183	14.1	34	2
12/26/21	at Hou.	L	1/1	4	35	8.8	15	0
Totals		0-2	2/2	17	218	12.8	34	2

83

TYLER CONKLIN

TE

REGULAR SEASON RECEIVING

Date	Opp.	Res.	GP/GS	Rec.	Yds	Avg.	Lg	TD
10/04/20	at Hou.	W	1/0	0	0	—	—	0
12/10/23	Hou.	W	1/1	4	57	14.3	24	0
10/31/24	Hou.	W	1/1	1	-3	-3.0	-3	0
Totals		3-0	3/2	5	54	10.8	24	0

12	DERIUS DAVIS							WR
POSTSEASON RECEIVING								
Date	Opp.	Res.	GP/GS	Rec.	Yds	Avg.	Lg	TD
01/11/25	at Hou.	L	1/0	1	4	4.0	4	0
Totals		0-1	1/0	1	4	4.0	4	0
POSTSEASON KICK RETURNING								
Date	Opp.	Res.	GP	Ret.	Yds	Avg.	Lg	TD
01/11/25	at Hou.	L	1	3	76	25.3	28	0
Totals		0-1	1	3	76	25.3	28	0
POSTSEASON PUNT RETURNING								
Date	Opp.	Res.	FC	Ret.	Yds	Avg.	Lg	TD
01/11/25	at Hou.	L	2	0	0	—	—	0
Totals		0-1	2	0	0	—	—	0

11	CAMERON DICKER								K
POSTSEASON KICKING									
Date	Opp.	Res.	GP	FGM	FGA	Pct.	Lg	XPM	Pts
01/11/25	at Hou.	L	1	2	2	100.0	24	0	6
Totals		0-1	1	2	2	100.0	39	0	6

81	WILL DISSLY							TE
REGULAR SEASON RECEIVING								
Date	Opp.	Res.	GP/GS	Rec.	Yds	Avg.	Lg	TD
12/12/21	at Hou.	W	1/1	2	38	19.0	25	0
Totals		1-0	1/1	2	38	19.0	25	0
POSTSEASON RECEIVING								
Date	Opp.	Res.	GP/GS	Rec.	Yds	Avg.	Lg	TD
01/11/25	at Hou.	L	1/1	2	16	8.0	9	0
Totals		1-0	1/1	2	16	8.0	9	0

48

BUD DUPREE

OLB

REGULAR SEASON DEFENSE

Date	Opp.	Res.	GP/GS	Tot	Solo	Asst	Sks	Yds	TFL	QBH	INT	Yds	Lg	TD	PD	FF	FR	Yds	
12/25/17	at Hou.	W	1/1	6	5	1	0.0	0	0	0	0	0	—	0	0	0	1	0	
09/27/20	Hou.	W	1/1	3	1	2	1.5	3	0	2	0	0	—	0	0	0	0	0	
01/09/22	at Hou.	W	1/1	3	2	1	0.0	0	0	0	0	0	—	0	0	0	0	0	
10/30/22	at Hou.	W	1/1	2	2	0	1.0	13	1	1	0	0	—	0	0	0	0	0	
12/24/22	Hou.	L	1/1	0	0	0	0.0	0	0	1	0	0	—	0	0	0	0	0	
10/08/23	Hou.	W	1/1	1	1	0	0.0	0	0	0	0	0	—	0	1	0	0	0	
Totals			5-1	6/6	15	11	4	2.5	16	1	3	0	0	—	0	1	0	1	0

POSTSEASON DEFENSE

Date	Opp.	Res.	GP/GS	Tot	Solo	Asst	Sks	Yds	TFL	QBH	INT	Yds	Lg	TD	PD	FF	FR	Yds
01/11/25	at Hou.	L	1/0	0	0	0	0.0	0	0	0	0	0	—	0	0	0	0	0
Totals			0-1	1/0	0	0	0	0.0	0	0	0	0	—	0	0	0	0	0

43

TROY DYE

LB

POSTSEASON DEFENSE

Date	Opp.	Res.	GP/GS	Tot	Solo	Asst	Sks	Yds	TFL	QBH	INT	Yds	Lg	TD	PD	FF	FR	Yds
01/11/25	at Hou.	L	1/0	8	6	2	0.0	0	0	0	0	0	—	0	1	0	0	0
Totals		0-1	1/0	8	6	2	0.0	0	0	0	0	0	—	0	1	0	0	0

42	TUCKER FISK							TE
POSTSEASON RECEIVING								
Date	Opp.	Res.	GP/GS	Rec.	Yds	Avg.	Lg	TD
01/11/25	at Hou.	L	1/0	1	15	15.0	15	0
Totals		0-1	1/0	1	15	15.0	15	0

CAREER NUMBERS AGAINST TEXANS

91

DA'SHAWN HAND

DT

REGULAR SEASON DEFENSE

Date	Opp.	Res.	GP/GS	Tot	Solo	Asst	Sks	Yds	TFL	QBH	INT	Yds	Lg	TD	PD	FF	FR	Yds
01/09/22	at Hou.	W	1/0	0	0	0	0.0	0	0	0	0	0	—	0	0	0	0	0
12/15/24	at Hou.	L	1/0	0	0	0	0.0	0	0	0	0	0	—	0	0	0	0	0
Totals		1-1	2/0	0	0	0	0.0	0	0	0	0	0	—	0	0	0	0	0

20

CAM HART

CB

POSTSEASON DEFENSE

Date	Opp.	Res.	GP/GS	Tot	Solo	Asst	Sks	Yds	TFL	QBH	INT	Yds	Lg	TD	PD	FF	FR	Yds
01/11/25	at Hou.	L	1/1	0	0	0	0.0	0	0	0	0	0	—	0	1	0	0	0
Totals		0-1	1/1	0	0	0	0.0	0	0	0	0	0	—	0	1	0	0	0

28

HASSAN HASKINS

RB

REGULAR SEASON OFFENSE

Date	Opp.	Res.	GP/GS	Att	Yds	Avg.	Lg	TD	Rec.	Yds	Avg.	Lg	TD	Scrim. Yds	Scrim. TD
10/30/22	at Hou.	W	1/0	0	0	—	—	0	0	0	—	—	0	0	0
12/24/22	Hou.	L	1/0	0	0	—	—	0	2	17	8.5	9	0	17	0
Totals		1-1	2/0	0	0	—	—	0	2	17	8.5	9	0	17	0

POSTSEASON OFFENSE

Date	Opp.	Res.	GP/GS	Att	Yds	Avg.	Lg	TD	Rec.	Yds	Avg.	Lg	TD	Scrim. Yds	Scrim. TD
01/11/25	at Hou.	L	1/0	1	5	5.0	5	0	0	0	—	—	0	0	0
Totals		0-1	1/0	1	5	5.0	5	0	0	0	—	—	0	0	0

0

DAIYAN HENLEY

LB

POSTSEASON DEFENSE

Date	Opp.	Res.	GP/GS	Tot	Solo	Asst	Sks	Yds	TFL	QBH	INT	Yds	Lg	TD	PD	FF	FR	Yds
01/11/25	at Hou.	L	1/1	10	6	4	0.0	0	0	1	0	0	—	0	0	0	0	0
Totals		0-1	1/1	10	6	4	0.0	0	0	1	0	0	—	0	0	0	0	0

10

JUSTIN HERBERT

QB

REGULAR SEASON PASSING

Date	Opp.	Res.	GP/GS	Cmp	Att	Pct.	Yds	Y/A	TD	INT	Lg	Sacks	Yds Lost	Rating
12/26/21	at Hou.	L	1/1	27	35	77.1	336	9.60	1	2	27	1	8	92.1
10/02/22	at Hou.	W	1/1	27	29	69.2	340	8.72	2	0	50	1	2	113.2
Totals		1-1	2/2	54	74	73.0	676	9.14	3	2	50	2	10	103.2

REGULAR SEASON RUSHING

Date	Opp.	Res.	GP/GS	Att	Yds	Avg.	Lg	TD
12/26/21	at Hou.	L	1/1	4	15	3.8	8	0
10/02/22	at Hou.	W	1/1	4	-5	-1.3	-1	0
Totals		1-1	2/2	8	10	1.3	8	0

POSTSEASON PASSING

Date	Opp.	Res.	GP/GS	Cmp	Att	Pct.	Yds	Y/A	TD	INT	Lg	Sacks	Yds Lost	Rating
01/11/25	at Hou.	L	1/1	14	32	43.8	242	7.56	1	4	86t	4	31	40.9
Totals		0-1	1/1	14	32	43.8	242	7.56	1	4	86t	4	31	40.9

POSTSEASON RUSHING

Date	Opp.	Res.	GP/GS	Att	Yds	Avg.	Lg	TD
01/11/25	at Hou.	L	1/1	0	0	—	—	0
Totals		0-1	1/1	0	0	—	—	0

CAREER NUMBERS AGAINST TEXANS

26

DONTE JACKSON

CB

REGULAR SEASON DEFENSE

Date	Opp.	Res.	GP/GS	Tot	Solo	Asst	Sks	Yds	TFL	QBH	INT	Yds	Lg	TD	PD	FF	FR	Yds
09/23/21	at Hou.	W	1/1	6	5	1	0.0	0	1	0	0	0	—	0	0	0	0	0
10/29/23	Hou.	W	1/1	5	5	0	0.0	0	1	0	0	0	—	0	0	1	0	0
Totals		2-0	2/2	11	10	1	0.0	0	2	0	0	0	—	0	0	1	0	0

3

DERWIN JAMES JR.

S

REGULAR SEASON DEFENSE

Date	Opp.	Res.	GP/GS	Tot	Solo	Asst	Sks	Yds	TFL	QBH	INT	Yds	Lg	TD	PD	FF	FR	Yds
10/02/22	at Hou.	W	1/1	7	3	4	0.0	0	0	0	0	0	—	0	2	0	0	0
Totals		1-0	1/1	7	3	4	0.0	0	0	0	0	0	—	0	2	0	0	0

POSTSEASON DEFENSE

Date	Opp.	Res.	GP/GS	Tot	Solo	Asst	Sks	Yds	TFL	QBH	INT	Yds	Lg	TD	PD	FF	FR	Yds
01/11/25	at Hou.	L	1/1	7	5	2	0.0	0	1	0	0	0	—	0	1	0	1	0
Totals		0-1	1/1	7	5	2	0.0	0	1	0	0	0	—	0	1	0	1	0

23

TONY JEFFERSON

S

REGULAR SEASON DEFENSE

Date	Opp.	Res.	GP/GS	Tot	Solo	Asst	Sks	Yds	TFL	QBH	INT	Yds	Lg	TD	PD	FF	FR	Yds
11/10/13	Hou.	W	1/0	0	0	0	0.0	0	0	0	0	0	—	0	0	0	0	0
11/27/17	Hou.	W	1/1	3	2	1	0.0	0	1	0	1	13	13	0	1	0	0	0
Totals		2-0	2/1	3	2	1	0.0	0	1	0	1	13	13	0	1	0	0	0

POSTSEASON DEFENSE

Date	Opp.	Res.	GP/GS	Tot	Solo	Asst	Sks	Yds	TFL	QBH	INT	Yds	Lg	TD	PD	FF	FR	Yds
01/11/25	at Hou.	L	1/1	3	2	1	0.0	0	2	0	0	0	—	0	0	1	1	0
Totals		0-1	1/1	3	2	1	0.0	0	2	0	0	0	—	0	0	1	1	0

1

QUENTIN JOHNSTON

WR

POSTSEASON RECEIVING

Date	Opp.	Res.	GP/GS	Rec.	Yds	Avg.	Lg	TD
01/11/25	at Hou.	L	1/1	0	0	—	—	0
Totals		0-1	1/1	0	0	—	—	0

33

DEANE LEONARD

CB

REGULAR SEASON DEFENSE

Date	Opp.	Res.	GP/GS	Tot	Solo	Asst	Sks	Yds	TFL	QBH	INT	Yds	Lg	TD	PD	FF	FR	Yds
10/02/22	at Hou.	W	1/0	0	0	0	0.0	0	0	0	0	0	—	0	0	0	0	0
Totals		1-0	1/0	0	0	0	0.0	0	0	0	0	0	—	0	0	0	0	0

POSTSEASON DEFENSE

Date	Opp.	Res.	GP/GS	Tot	Solo	Asst	Sks	Yds	TFL	QBH	INT	Yds	Lg	TD	PD	FF	FR	Yds
01/11/25	at Hou.	L	1/0	1	1	0	0.0	0	0	0	1	0	0	0	1	0	0	0
Totals		0-1	1/0	1	1	0	0.0	0	0	0	1	0	0	0	1	0	0	0

CAREER NUMBERS AGAINST TEXANS

52

KHALIL MACK

OLB

REGULAR SEASON DEFENSE

Date	Opp.	Res.	GP/GS	Tot	Solo	Asst	Sks	Yds	TFL	QBH	INT	Yds	Lg	TD	PD	FF	FR	Yds
09/14/14	Hou.	L	1/1	6	6	0	0.0	0	1	1	0	0	—	0	1	0	0	0
11/21/16	Hou.	W	1/1	3	3	0	1.0	9	1	2	0	0	—	0	0	0	0	0
12/13/20	Hou.	W	1/1	2	1	1	1.0	9	1	1	0	0	—	0	1	1	1	0
10/02/22	at Hou.	W	1/1	2	1	1	1.0	8	1	2	0	0	—	0	0	0	0	0
Totals		3-1	4/4	13	11	2	3.0	26	4	6	0	0	—	0	2	1	1	0

POSTSEASON DEFENSE

Date	Opp.	Res.	GP/GS	Tot	Solo	Asst	Sks	Yds	TFL	QBH	INT	Yds	Lg	TD	PD	FF	FR	Yds
01/07/17	at Hou.	L	1/1	11	8	3	0.0	0	2	0	0	0	—	0	0	0	0	0
01/11/25	at Hou.	L	1/1	6	4	2	2.0	16	2	2	0	0	—	0	0	0	0	0
Totals		0-2	2/2	17	12	5	2.0	16	4	2	0	0	—	0	0	0	0	0

44

SCOTT MATLOCK

FB/DL

POSTSEASON OFFENSE

Date	Opp.	Res.	GP/GS	Att	Yds	Avg.	Lg	TD	Rec.	Yds	Avg.	Lg	TD	Scrim. Yds	Scrim. TD
01/11/25	at Hou.	L	1/1	0	0	—	—	0	0	0	—	—	0	0	0
Totals		0-1	1/1	0	0	—	—	0	0	0	—	—	0	0	0

POSTSEASON DEFENSE

Date	Opp.	Res.	GP/GS	Tot	Solo	Asst	Sks	Yds	TFL	QBH	INT	Yds	Lg	TD	PD	FF	FR	Yds
01/11/25	at Hou.	L	1/0	0	0	0	0.0	0	0	0	0	0	—	0	0	0	0	0
Totals		0-1	1/0	0	0	0	0.0	0	0	0	0	0	—	0	0	0	0	0

15

LADD McCONKEY

WR

POSTSEASON RECEIVING

Date	Opp.	Res.	GP/GS	Rec.	Yds	Avg.	Lg	TD
01/11/25	at Hou.	L	1/1	9	197	21.9	86t	1
Totals		0-1	1/1	9	197	21.9	86t	1

2

ELIJAH MOLDEN

S

REGULAR SEASON DEFENSE

Date	Opp.	Res.	GP/GS	Tot	Solo	Asst	Sks	Yds	TFL	QBH	INT	Yds	Lg	TD	PD	FF	FR	Yds
11/21/21	Hou.	L	1/0	6	3	3	0.0	0	0	1	0	0	—	0	1	0	0	0
01/09/22	at Hou.	W	1/0	6	6	0	0.0	0	1	0	0	0	—	0	0	0	0	0
12/17/23	Hou.	L	1/0	3	3	0	0.0	0	0	0	1	44	44	1	2	0	0	0
12/31/23	at Hou.	L	1/1	7	6	1	0.0	0	0	0	0	0	—	0	0	1	0	0
Totals		1-3	4/1	22	18	4	0.0	0	1	1	1	44	44	1	3	1	0	0

93

OTITO OGBONNIA

DT

POSTSEASON DEFENSE

Date	Opp.	Res.	GP/GS	Tot	Solo	Asst	Sks	Yds	TFL	QBH	INT	Yds	Lg	TD	PD	FF	FR	Yds
01/11/25	at Hou.	L	1/1	1	0	1	0.0	0	0	0	0	0	—	0	0	0	0	0
Totals		0-1	1/1	1	0	1	0.0	0	0	0	0	0	—	0	0	0	0	0

CAREER NUMBERS AGAINST TEXANS

98 ODAFE OWEH OLB

REGULAR SEASON DEFENSE

Date	Opp.	Res.	GP/GS	Tot	Solo	Asst	Sks	Yds	TFL	QBH	INT	Yds	Lg	TD	PD	FF	FR	Yds
09/10/23	Hou.	W	1/1	3	2	1	0.0	0	0	3	0	0	—	0	0	0	0	0
12/25/24	at Hou.	W	1/0	1	1	0	1.0	13	1	2	0	0	—	0	0	0	0	0
10/05/25	Hou.	L	1/0	1	0	1	0.0	0	0	0	0	0	—	0	0	0	0	0
Totals		2-1	3/1	5	3	2	1.0	13	1	5	0	0	—	0	0	0	0	0

POSTSEASON DEFENSE

Date	Opp.	Res.	GP/GS	Tot	Solo	Asst	Sks	Yds	TFL	QBH	INT	Yds	Lg	TD	PD	FF	FR	Yds
01/20/24	Hou.	W	1/0	1	0	1	0.0	0	0	0	0	0	—	0	0	0	0	0
Totals		1-0	1/0	1	0	1	0.0	0	0	0	0	0	—	0	0	0	0	0

6 DENZEL PERRYMAN LB

REGULAR SEASON DEFENSE

Date	Opp.	Res.	GP/GS	Tot	Solo	Asst	Sks	Yds	TFL	QBH	INT	Yds	Lg	TD	PD	FF	FR	Yds
11/27/16	at Hou.	W	1/1	10	6	4	0.0	0	0	0	0	0	—	0	0	0	0	0
09/22/19	Hou.	L	1/1	6	3	3	0.0	0	0	0	0	0	—	0	0	0	0	0
10/23/22	Hou.	W	1/1	6	5	1	0.0	0	2	0	0	0	—	0	0	0	0	0
Totals		2-1	3/3	22	14	8	0.0	0	2	0	0	0	—	0	0	0	0	0

POSTSEASON DEFENSE

Date	Opp.	Res.	GP/GS	Tot	Solo	Asst	Sks	Yds	TFL	QBH	INT	Yds	Lg	TD	PD	FF	FR	Yds
01/11/25	at Hou.	L	1/1	2	0	2	0.0	0	0	0	0	0	—	0	0	0	0	0
Totals		0-1	1/1	2	0	2	0.0	0	0	0	0	0	—	0	0	0	0	0

53 DEL'SHAWN PHILLIPS LB

REGULAR SEASON DEFENSE

Date	Opp.	Res.	GP/GS	Tot	Solo	Asst	Sks	Yds	TFL	QBH	INT	Yds	Lg	TD	PD	FF	FR	Yds
11/28/21	at Hou.	W	1/0	0	0	0	0.0	0	0	0	0	0	—	0	0	0	0	0
09/10/23	Hou.	W	1/0	0	0	0	0.0	0	0	0	0	0	—	0	0	0	0	0
Totals		2-0	2/0	0	0	0	0.0	0	0	0	0	0	—	0	0	0	0	0

16 JK SCOTT P

REGULAR SEASON PUNTING

Date	Opp.	Res.	GP	Punt	Blk	Yds.	Avg.	Lg	TB	I20
10/25/20	at Hou.	W	1	4	1	207	51.8	62	0	1
10/02/22	at Hou.	W	1	4	0	185	46.3	53	0	3
Totals		2-0	2	8	1	392	49.0	62	0	4

POSTSEASON PUNTING

Date	Opp.	Res.	GP	Punt	Blk	Yds.	Avg.	Lg	TB	I20
01/11/25	at Hou.	L	1	5	0	221	44.2	55	0	2
Totals		0-1	1	5	0	221	44.2	55	0	2

29 TARHEEB STILL CB

POSTSEASON DEFENSE

Date	Opp.	Res.	GP/GS	Tot	Solo	Asst	Sks	Yds	TFL	QBH	INT	Yds	Lg	TD	PD	FF	FR	Yds
01/11/25	at Hou.	L	1/0	3	3	0	0.0	0	0	0	0	0	—	0	0	0	0	0
Totals		0-1	1/0	3	3	0	0.0	0	0	0	0	0	—	0	0	0	0	0

24 BENJAMIN ST-JUSTE CB

REGULAR SEASON DEFENSE

Date	Opp.	Res.	GP/GS	Tot	Solo	Asst	Sks	Yds	TFL	QBH	INT	Yds	Lg	TD	PD	FF	FR	Yds
11/20/22	at Hou.	W	1/1	0	0	0	0.0	0	0	0	0	0	—	0	1	0	0	0
Totals		1-0	1/1	0	0	0	0.0	0	0	0	0	0	—	0	1	0	0	0

CAREER NUMBERS AGAINST TEXANS

90

TEAIR TART

DL

REGULAR SEASON DEFENSE

Date	Opp.	Res.	GP/GS	Tot	Solo	Asst	Sks	Yds	TFL	QBH	INT	Yds	Lg	TD	PD	FF	FR	Yds
11/21/21	Hou.	L	1/1	3	3	0	0.0	0	1	0	0	0	—	0	0	0	0	0
10/30/22	at Hou.	W	1/1	4	3	1	0.0	0	1	1	0	0	—	0	0	0	0	0
12/24/22	Hou.	L	1/1	4	2	2	0.0	0	1	0	0	0	—	0	1	0	0	0
Totals		1-2	3/3	11	8	3	0.0	0	3	1	0	0	—	0	1	0	0	0

POSTSEASON DEFENSE

Date	Opp.	Res.	GP/GS	Tot	Solo	Asst	Sks	Yds	TFL	QBH	INT	Yds	Lg	TD	PD	FF	FR	Yds
01/11/25	at Hou.	L	1/0	3	2	1	0.0	0	0	0	0	0	—	0	0	0	0	0
Totals		0-1	1/0	3	2	1	0.0	0	0	0	0	0	—	0	0	0	0	0

45

TULI TUIPULOTU

OLB

POSTSEASON DEFENSE

Date	Opp.	Res.	GP/GS	Tot	Solo	Asst	Sks	Yds	TFL	QBH	INT	Yds	Lg	TD	PD	FF	FR	Yds
01/11/25	at Hou.	L	1/0	0	0	0	0.0	0	0	0	0	0	—	0	0	0	0	0
Totals		0-1	1/0	0	0	0	0.0	0	0	0	0	0	—	0	0	0	0	0

2025 LOS ANGELES CHARGERS OFFENSIVE STATISTICS

Won 11, Lost 4

9/5/2025	W	27 - 21	Kansas City Chiefs
9/15/2025	W	20 - 9	at Las Vegas Raiders
9/21/2025	W	23 - 20	Denver Broncos
9/28/2025	L	18 - 21	at New York Giants
10/5/2025	L	10 - 27	Washington Commanders
10/12/2025	W	29 - 27	at Miami Dolphins
10/19/2025	L	24 - 38	Indianapolis Colts
10/23/2025	W	37 - 10	Minnesota Vikings
11/2/2025	W	27 - 20	at Tennessee Titans
11/9/2025	W	25 - 10	Pittsburgh Steelers
11/16/2025	L	6 - 35	at Jacksonville Jaguars
11/30/2025	W	31 - 14	Las Vegas Raiders
12/8/2025	W	22 - 19	Philadelphia Eagles
12/14/2025	W	16 - 13	at Kansas City Chiefs
12/21/2025	W	34 - 17	at Dallas Cowboys

	Los Angeles Chargers	Opponent
Total First Downs	302	256
Rushing	109	92
Passing	167	137
Penalty	26	27
3rd Down: Made/Att	102/216	62/173
3rd Down Pct.	47.2%	35.8%
4th Down: Made/Att	9/16	13/25
4th Down Pct.	56.3%	52.0%
Possession Avg.	33:08	26:52
Total Net Yards	5183	4247
Avg. Per Game	345.5	283.1
Total Plays	967	846
Avg. Per Play	5.4	5.0
Net Yards Rushing	1880	1557
Avg. Per Game	125.3	103.8
Total Rushes	423	351
Net Yards Passing	3303	2690
Avg. Per Game	220.2	179.3
Sacked/Yards Lost	51/278	41/239
Gross Yards	3581	2929
Attempts/Completions	493/326	454/277
Completion Pct.	66.1%	61.0%
Had Intercepted	12	17
Punts/Average	46/48.8	48/46.5
Net Punting Avg.	41.7	43.3
Penalties/Yards	96/737	91/753
Fumbles/Ball Lost	14/6	15/4
Touchdowns	34	32
Rushing	9	16
Passing	25	14
Returns	0	2

Score By Periods	Q1	Q2	Q3	Q4	OT	Pts
Team	82	97	81	86	3	349
Opponents	64	94	66	77	0	301

Scoring	TD	Ru	Pa	Rt	PAT	FG	2Pt	Pts
C.Dicker	0	0	0	0	33/33	36/38	0	141
Q.Johnston	8	0	8	0	0/0	0/0	0	48
L.McConkey	6	0	6	0	0/0	0/0	0	36
K.Allen	4	0	4	0	0/0	0/0	0	24
O.Hampton	4	3	1	0	0/0	0/0	0	24
K.Vidal	4	3	1	0	0/0	0/0	0	24
J.Herbert	2	2	0	0	0/0	0/0	1	14
O.Gadsden	2	0	2	0	0/0	0/0	0	12
T.Harris	1	0	1	0	0/0	0/0	0	6
K.Lambert-Smith	1	0	1	0	0/0	0/0	0	6
S.Matlock	1	0	1	0	0/0	0/0	0	6
J.Patterson	1	1	0	0	0/0	0/0	0	6
K.Mack	0	0	0	0	0/0	0/0	0	2
Team	34	9	25	0	33/33	36/38	1	349
Opponents	32	16	14	2	27/29	26/30	2	301

2-Pt. Conversions: Team 1/1, Opponents: 2/3
 Sacks: T.Tuipulotu 13.0, O.Oweh 7.0, K.Mack 5.5, J.Eboigbe 4.0,
 D.Henley 3.5, D.James 2.0, B.Dupree 2.0, D.Hand 1.5, J.Caldwell
 1.0, T.Dye 1.0, C.Murphy 0.5 **Team: 41.0, Opponents: 51.0**

Rushing	No.	Yds	Avg	Long	TD
K.Vidal	152	631	4.2	59t	3
O.Hampton	110	516	4.7	54t	3
J.Herbert	77	461	6.0	41	2
J.Patterson	32	129	4.0	22	1
N.Harris	15	61	4.1	7	0
H.Haskins	16	44	2.8	10	0
T.Lance	8	16	2.0	11	0
A.Johnson	2	8	4.0	6	0
Q.Johnston	2	7	3.5	9	0
D.Davis	2	5	2.5	3	0
T.Harris	1	3	3.0	3	0
T.Conklin	1	2	2.0	2	0
T.Williams	3	-1	-0.3	2	0
N.Miller-Hines	2	-2	-1.0	1	0
Team	423	1880	4.4	59t	9
Opponents	351	1557	4.4	52t	16

Receiving	No.	Yds	Avg	Long	TD
K.Allen	73	724	9.9	31	4
L.McConkey	65	758	11.7	58	6
Q.Johnston	46	637	13.8	60t	8
O.Gadsden	44	609	13.8	53	2
T.Harris	27	288	10.7	37	1
O.Hampton	24	161	6.7	22	1
K.Vidal	15	138	9.2	60	1
W.Dissly	8	72	9.0	18	0
T.Conklin	6	95	15.8	33	0
H.Haskins	4	13	3.3	9	0
S.Matlock	4	12	3.0	5	1
K.Lambert-Smith	3	27	9.0	16t	1
N.Harris	3	25	8.3	11	0
T.Fisk	2	19	9.5	12	0
D.Davis	1	3	3.0	3	0
T.Williams	1	0	0.0	0	0
A.Johnson	0	0	0.0	0	0
T.Penning	0	0	0.0	0	0
Team	326	3581	11.0	60t	25
Opponents	277	2929	10.6	52t	14

Interceptions	No.	Yds	Avg	Long	TD
D.Jackson	4	27	6.8	21	0
T.Jefferson	4	5	1.3	3	0
R.Mickens	2	25	12.5	15	0
D.James	2	21	10.5	21	0
D.Henley	2	8	4.0	8	0
C.Hart	1	27	27.0	27	0
D.Hand	1	7	7.0	7	0
B.St-Juste	1	0	0.0	0	0
Team	17	120	7.1	27	0
Opponents	12	179	14.9	56	1

Punting	No	Yds	Avg	Net	TB	In	Lg	B
J.Scott	46	2243	48.8	41.7	3	18	60	0
Team	46	2243	48.8	41.7	3	18	60	0
Opponents	48	2230	46.5	43.3	2	21	69	0

Punt Returns	Ret	FC	Yds	Avg	Long	TD
D.Davis	10	15	66	6.6	33	0
T.Still	5	0	36	7.2	11	0
L.McConkey	1	6	10	10.0	10	0
T.Dye	1	0	0	0.0	0	0
C.Hart	1	0	0	0.0	0	0
Team	18	21	112	6.2	33	0
Opponents	18	16	265	14.7	67t	1

Kickoff Returns	No.	Yds	Avg	Long	TD
D.Davis	18	464	25.8	30	0
K.Lambert-Smith	15	348	23.2	34	0
H.Haskins	8	197	24.6	29	0
K.Vidal	8	177	22.1	31	0
N.Miller-Hines	7	195	27.9	40	0
T.Williams	3	73	24.3	26	0
O.Hampton	1	30	30.0	30	0
Team	60	1484	24.7	40	0
Opponents	67	1887	28.2	81	0

Field Goals	1-19	20-29	30-39	40-49	50+
C.Dicker	0/0	6/6	13/13	12/13	5/6
Team	0/0	6/6	13/13	12/13	5/6
Opponents	0/0	6/6	8/8	7/9	5/7

Fumbles Lost: J.Herbert 2, Q.Johnston 1, D.Davis 1, O.Gadsden
 1, D.Hand 1 **Total: 6**
 Opponent Fumble Recoveries: D.Phillips 1, T.Tart 1, T.Dye 1,
 T.Tuipulotu 1 **Total: 4**

Passing	Att	Cmp	Yds	Cmp%	Yds/Att	TD	TD%	Int	Int%	Long	Sack	Lost	Rating
J.Herbert	480	319	3491	66.5%	7.3	25	5.2%	12	2.5%	60t	49/	266	94.7
T.Lance	13	7	90	53.8%	6.9	0	0.0%	0	0.0%	28	2/	12	75.8
Team	493	326	3581	66.1%	7.3	25	5.1%	12	2.4%	60t	51/	278	94.2
Opponents	454	277	2929	61.0%	6.4	14	3.1%	17	3.7%	52t	41/	239	74.5

2025 LOS ANGELES CHARGERS DEFENSIVE STATISTICS

Official Press Box Totals — Confirmed by league review.

Player	— Tackles —			Sacks	Yards	TFLs	QB Hits	Interceptions	Passes Def.	— Fumbles —	
	Total	Solo	Asst.							Forced	Recoveries
Daiyan Henley	90	50	40	3.5	31.5	5	6	2	5	0	0
Derwin James Jr.	86	46	40	2.0	13.5	6	8	2	6	1	0
Troy Dye	50	23	27	1.0	0	4	1	0	2	0	1
Elijah Molden	49	26	23	0.0	0	0	0	0	0	0	0
Denzel Perryman	47	30	17	0.0	0	4	0	0	3	0	0
Tuli Tuipulotu	43	32	11	13.0	71	20	23	0	3	2	1
Tony Jefferson	43	27	16	0.0	0	0	1	4	7	0	0
Tarheeb Still	42	29	13	0.0	0	3	2	0	7	0	0
Cam Hart	40	33	7	0.0	0	0	1	1	11	0	0
Justin Eboigbe	29	19	10	4.0	25	5	8	0	0	0	0
Teair Tart	28	20	8	0.0	0	4	1	0	3	1	1
Khalil Mack	28	17	11	5.5	34	5	11	0	0	3	0
Benjamin St-Juste	27	18	9	0.0	0	0	0	1	6	0	0
Jamaree Caldwell	25	12	13	1.0	9	4	1	0	1	1	0
R.J. Mickens	24	14	10	0.0	0	0	0	2	2	0	0
Da'Shawn Hand	24	13	11	1.5	5	5	5	1	2	0	0
Donte Jackson	23	15	8	0.0	0	1	0	4	12	0	0
Odafe Oweh	23	13	10	7.0	39	8	12	0	0	0	0
Alohi Gilman	22	11	11	0.0	0	0	0	0	3	0	0
Bud Dupree	16	9	7	2.0	8	2	2	0	1	0	0
Naquan Jones	10	6	4	0.0	0	1	0	0	1	0	0
Marcus Williams	7	4	3	0.0	0	0	0	0	0	0	0
Caleb Murphy	7	3	4	0.5	3	0	1	0	0	0	0
Kendall Williamson	3	3	0	0.0	0	0	0	0	0	0	0
Otito Ogbonnia	3	3	0	0.0	0	1	0	0	0	0	0
Nikko Reed	2	1	1	0.0	0	0	0	0	1	0	0
Kyle Kennard	2	1	1	0.0	0	0	0	0	0	0	0
Del'Shawn Phillips	1	0	1	0.0	0	0	0	0	0	0	0
Clelin Ferrell	1	0	1	0.0	0	0	0	0	0	0	0
Totals	795	478	317	41.0	239	78	83	17	76	8	3
<i>Defensive Backs</i>	<i>384</i>	<i>236</i>	<i>148</i>	<i>4.0</i>	<i>21.5</i>	<i>12</i>	<i>14</i>	<i>14</i>	<i>56</i>	<i>1</i>	<i>0</i>
<i>Linebackers</i>	<i>188</i>	<i>103</i>	<i>85</i>	<i>4.5</i>	<i>31.5</i>	<i>13</i>	<i>7</i>	<i>2</i>	<i>10</i>	<i>0</i>	<i>1</i>
<i>Outside Linebackers</i>	<i>104</i>	<i>66</i>	<i>38</i>	<i>26.0</i>	<i>147</i>	<i>33</i>	<i>47</i>	<i>0</i>	<i>3</i>	<i>5</i>	<i>1</i>
<i>Defensive Line</i>	<i>119</i>	<i>73</i>	<i>46</i>	<i>6.5</i>	<i>39</i>	<i>20</i>	<i>15</i>	<i>1</i>	<i>7</i>	<i>2</i>	<i>1</i>

SPECIAL TEAMS TACKLES

Player	Total Tackles
Del'Shawn Phillips	23
Marlowe Wax	14
Hassan Haskins	10
Kendall Williamson	9
Ja'Sir Taylor	8
Benjamin St-Juste	7
Justin Eboigbe	6
Troy Dye	5
Caleb Murphy	5
Cameron Dicker	4
RJ Mickens	4
Tuli Tuipulotu	4
Cam Hart	2
Daiyan Henley	2
Tony Jefferson	2
Deane Leonard	2
Josh Harris	1
Totals	108

2025 GAME SUMMARIES

WEEK 1 vs. KANSAS CITY



CHIEFS 21 CHARGERS 27

Friday, Sept. 5, 2025
Corinthians Arena – São Paulo, Brazil



GAME STATISTICS

TEAM	1	2	3	4	OT	F
Kansas City	0	6	6	9	—	21
L.A. Chargers	7	6	7	7	—	27

SCORING SUMMARY

Team	Q	Time	Play
Chargers	1	9:11	Q.Johnston 5 yd. pass from J.Herbert (C.Dicker kick)
Chargers	2	13:47	C.Dicker 39 yd. Field Goal
Chiefs	2	4:50	H.Butker 35 yd. Field Goal
Chargers	2	0:45	C.Dicker 36 yd. Field Goal
Chiefs	2	0:00	H.Butker 59 yd. Field Goal
Chiefs	3	8:05	P.Mahomes 11 yd. run (kick failed, wr)
Chargers	3	0:32	K.Allen 11 yd. pass from J.Herbert (C.Dicker kick)
Chiefs	4	12:04	T.Kelce 37 yd. pass from P.Mahomes (pass failed)
Chargers	4	5:02	Q.Johnston 23 yd. pass from J.Herbert (C.Dicker kick)
Chiefs	4	2:34	H.Butker 27 yd. Field Goal

TEAM STATISTICS

	KC	LAC
FIRST DOWNS:	18	22
TOTAL NET YARDS:	347	394
NET RUSHING YARDS:	98	90
NET PASSING YARDS:	249	304
PENALTIES/YARDS:	10-71	6-49
3RD DOWN EFFICIENCY (%):	5-14 (35.7%)	7-13 (53.8%)
PUNTS/AVERAGE:	3-38.7	2-53.0
SACKS/YARDS:	2/9	3/14
FUMBLES/LOST:	1-0	1-0
POINTS OFF TURNOVERS:	0	0
AVG. DRIVE START:	OWN 31	OWN 24
TIME OF POSSESSION:	27:16	32:44

INDIVIDUAL TOP PERFORMERS



PASSING

	CMP	ATT	YDS	TD	INT	RT
J.Herbert	25	34	318	3	0	131.7
P.Mahomes	24	39	258	1	0	89.5

RUSHING

	ATT	YDS	AVG	LG	TD
O.Hampton	15	48	3.2	11	0
J.Herbert	7	32	4.6	19	0
P.Mahomes	6	57	9.5	15	1
I.Pacheco	5	25	5.0	10	0

RECEIVING

	REC	YDS	AVG	LG	TD
K.Allen	7	68	9.7	15	1
L.McConkey	6	74	12.3	23	0
Q.Johnston	5	79	15.8	33	2
T.Conklin	2	50	25.0	33	0
M.Brown	10	99	9.9	49	0
J.Smith-Schuster	5	55	11.0	16	0
T.Kelce	2	47	23.5	37	1
T.Thornton	2	41	20.5	38	0

TACKLES (SOLO) - LAC: A.Gilman 9 (4), D.Henley 8 (3), D.James 7 (5); **KC:** C.Conner 9 (7), N.Bolton 8 (6), J.Watson 6 (5).

SACKS - LAC: D.Hand 1-1, D.Henley 1-8; **KC:** D.Tranquill 2-13, G.Karlaftis 1-1.

INTERCEPTIONS - LAC: None; **KC:** None.

STARTERS

WR..... K.Allen	OLB.. T. Tuipulotu	WR..... J.Smith-Schuster	DE M.Danna
TE..... T.Conklin	DL..... D.Hand	WR.... M.Brown	DT..... C.Jones
LT J.Alt	DL..... T.Tart	LT J.Simmons	DT..... J.Tillery
LG..... Z.Johnson	OLB..... K.Mak	LG..... K.Suamataia	LB..... L.Chenal
C..... B.Bozeman	LB..... D.Henley	C..... C.Humphrey	LB..... D.Tranquill
RG..... M.Becton	LB..... D.Perryman	RG..... T.Smith	LB..... N.Bolton
RT T.Pipkins	CB D.Jackson	RT J.Taylor	DB..... C.Conner
WR.... Q.Johnston	CB T.Still	TE..... T.Kelce	DB..... J.Hicks
WR.... L.McConkey	S..... E.Molden	WR.... X.Worthy	CB T.McDuffie
QB..... J.Herbert	S..... A.Gilman	QB..... P.Mahomes	CB J.Watson
RB..... O.Hampton	S..... D.James	RB I.Pacheco	S..... B.Cook

WEEK 2 AT LAS VEGAS



CHARGERS 20 RAIDERS 9

Monday, Sept. 15, 2025
Allegiant Stadium – Las Vegas, Nev.



GAME STATISTICS

TEAM	1	2	3	4	OT	F
L.A. Chargers	10	7	3	0	—	20
Las Vegas	3	3	0	3	—	9

SCORING SUMMARY

Team	Q	Time	Play
Chargers	1	13:43	C.Dicker 38 yd. Field Goal
Raiders	1	9:02	D.Carlson 54 yd. Field Goal
Chargers	1	0:20	K.Allen 10 yd. pass from J.Herbert (C.Dicker kick)
Raiders	2	9:54	D.Carlson 40 yd. Field Goal
Chargers	2	1:51	Q.Johnston 60 yd. pass from J.Herbert (C.Dicker kick)
Chargers	3	7:30	C.Dicker 20 yd. Field Goal
Raiders	4	11:15	D.Carlson 37 yd. Field Goal

TEAM STATISTICS

	LAC	LV
FIRST DOWNS:	15	15
TOTAL NET YARDS:	317	218
NET RUSHING YARDS:	81	68
NET PASSING YARDS:	236	150
PENALTIES/YARDS:	6-33	5-47
3RD DOWN EFFICIENCY (%):	4-11 (36.4%)	9-18 (50.0%)
PUNTS/AVERAGE:	3-52.7	2-57.0
SACKS/YARDS:	3/30	2/26
FUMBLES/LOST:	2-1	1-0
POINTS OFF TURNOVERS:	3	0
AVG. DRIVE START:	OWN 35	OWN 28
TIME OF POSSESSION:	28:17	31:43

INDIVIDUAL TOP PERFORMERS



PASSING

	CMP	ATT	YDS	TD	INT	RT
J.Herbert	19	27	242	2	0	122.8
G.Smith	24	43	180	0	3	37.0

RUSHING

	ATT	YDS	AVG	LG	TD
J.Herbert	9	31	3.4	12	0
N.Harris	8	28	3.5	7	0
A.Jeanty	11	43	3.9	13	0
G.Smith	5	20	4.0	15	0

RECEIVING

	REC	YDS	AVG	LG	TD
K.Allen	5	61	12.2	25	1
L.McConkey	5	48	9.6	19	0
Q.Johnston	3	71	23.7	60	1
T.Harris	2	34	17.0	24	0
J.Meyers	6	68	11.3	25	0
B.Bowers	5	38	7.6	9	0
T.Tucker	3	12	4.0	5	0
A.Jeanty	3	1	0.3	4	0

TACKLES (SOLO) - LAC: D.Henley 10 (7), T.Still 9 (7), D.James 7 (3); **LV:** D.White 8 (6), G.Pratt 7 (5), J.Chinn 6 (6).

SACKS - LAC: D.Henley 1-11, K.Mack 1-10, J.Caldwell 1-9; **LV:** J.Laulu 2-6.

INTERCEPTIONS - LAC: D.Henley 1-8-0, T.Jefferson 1-0-0, D.Jackson 1-0-0; **LV:** None.

STARTERS

WR.... Q.Johnston	OLB.. T. Tuipulotu	WR ... D.Thornton	DT A.Butler
LT J.Alt	DL..... T.Tart	WR ... J.Meyers	DL L.Fotu
LG..... Z.Johnson	DL..... D.Hand	LT K.Miller	DT T.Booker
C..... B.Bozeman	OLB..... K.Mack	LG D.Parham	DE M.Crosby
RG..... M.Becton	LB..... D.Henley	C J.Meredith	LB G.Pratt
RT T.Pipkins	LB..... T.Dye	RG A.Cappa	LB D.White
TE..... T.Conklin	CB D.Jackson	RT D.Glaze	LB E.Roberts
TE..... W.Dissly	CB T.Still	TE M.Mayer	CB E.Stokes
FB S.Matlock	S..... T.Jefferson	WR ... T.Tucker	CB K.Kelly
QB..... J.Herbert	S..... A.Gilman	QB G.Smith	S J.Chinn
RB O.Hampton	S..... D.James	RB A.Jeanty	S I.Pola-Mao

2025 GAME SUMMARIES

WEEK 3 vs. DENVER



BRONCOS 20 CHARGERS 23

Sunday, Sept. 21, 2025
SoFi Stadium — Los Angeles, Calif.



GAME STATISTICS

TEAM	1	2	3	4	OT	F
Denver	0	7	10	3	—	20
L.A. Chargers	3	7	3	10	—	23

SCORING SUMMARY

Team	Q	Time	Play
Chargers	1	11:54	C.Dicker 32 yd. Field Goal
Chargers	2	1:53	O.Hampton 3 yd. run (C.Dicker kick)
Broncos	2	0:38	C.Sutton 52 yd. pass from B.Nix (W.Lutz kick)
Broncos	3	13:40	J.Dobbins 19 yd. run (W.Lutz kick)
Broncos	3	12:02	W.Lutz 42 yd. Field Goal
Chargers	3	5:35	C.Dicker 24 yd. Field Goal
Broncos	4	12:21	W.Lutz 26 yd. Field Goal
Chargers	4	2:37	K.Allen 20 yd. pass from J.Herbert (C.Dicker kick)
Chargers	4	0:00	C.Dicker 43 yd. Field Goal

TEAM STATISTICS

	DEN	LAC
FIRST DOWNS:	9	29
TOTAL NET YARDS:	265	376
NET RUSHING YARDS:	118	106
NET PASSING YARDS:	147	270
PENALTIES/YARDS:	10-90	3-25
3RD DOWN EFFICIENCY (%):	2-13 (15.4%)	8/17 (47.1%)
PUNTS/AVERAGE:	7-47.1	5-49.8
SACKS/YARDS:	5/30	2/6
FUMBLES/LOST:	0-0	2-1
POINTS OFF TURNOVERS:	3	0
AVG. DRIVE START:	OWN 30	OWN 26
TIME OF POSSESSION:	23:40	36:20

INDIVIDUAL TOP PERFORMERS



PASSING

	CMP	ATT	YDS	TD	INT	RT
J.Herbert	28	47	300	1	1	76.6
B.Nix	14	25	153	1	0	87.6

RUSHING

	ATT	YDS	AVG	LG	TD
O.Hampton	19	70	3.7	11	1
N.Harris	6	28	4.7	7	0
J.Dobbins	11	83	7.5	41	1
B.Nix	8	33	4.1	12	0

RECEIVING

	REC	YDS	AVG	LG	TD
K.Allen	7	65	9.3	20	1
Q.Johnston	6	89	14.8	37	0
O.Hampton	6	59	9.8	22	0
O.Gadsden	5	46	9.2	17	0
C.Sutton	6	118	19.7	52	1
R.Harvey	3	14	4.7	9	0
T.Franklin	2	8	4.0	7	0
L.Krull	1	9	9.0	9	0

TACKLES (SOLO) - LAC: D.James 12 (10), T.Jefferson 4 (3), D.Henley 4 (2);
DEN: A.Singleton 12 (4), B.Jones 11 (6), T.Hufanga 6 (4).

SACKS - LAC: D.James 1-6, T.Dye 1-0; **DEN:** N.Bonitto, 2-16, J.Cooper 1-7, J.Franklin-Myers 1-6, D.Jones 1-1.

INTERCEPTIONS - LAC: None; **DEN:** B.Jones 1-0-0.

STARTERS

WR.....Q.Johnston	OLB...T.Tuipulotu	WR.....C.Sutton	DL.....Z.Allen
WR.....L.McConkey	DL.....D.Hand	WR.....M.Mims	DT.....D.Jones
LT.....J.Alt	DL.....T.Tart	LT.....G.Bolles	DL.....J.Franklin-Myers
LG.....Z.Johnson	OLB...B.Dupree	LG.....B.Powes	OLB...J.Cooper
C.....B.Bozeman	LB.....D.Henley	C.....L.Wattenberg	OLB...N.Bonitto
RG.....M.Becton	LB.....T.Dye	RG.....Q.Meinerz	ILB...A.Singleton
RT.....T.Pipkins	CB.....D.Jackson	RT.....M.McGlinchey	ILB...J.Strnad
TE.....T.Fisk	CB.....T.Still	WR.....T.Franklin	CB.....P.Surtain
TE.....T.Conklin	S.....A.Gilman	TE.....L.Krull	CB.....R.Moss
QB.....J.Herbert	S.....D.James	QB.....B.Nix	S.....T.Hufanga
RB.....O.Hampton	S.....T.Jefferson	RB.....R.Harvey	S.....B.Jones

WEEK 4 AT NEW YORK GIANTS



CHARGERS 18 GIANTS 21

Sunday, Sept. 28, 2025
MetLife Stadium — East Rutherford, N.J.



GAME STATISTICS

TEAM	1	2	3	4	OT	F
L.A. Chargers	0	10	8	0	—	18
New York Giants	7	6	8	0	—	21

SCORING SUMMARY

Team	Q	Time	Play
Giants	1	9:20	J.Dart 15 yd. run (J.McAtamney kick)
Giants	2	13:47	J.McAtamney 22 yd. Field Goal
Chargers	2	8:06	C.Dicker 43 yd. Field Goal
Giants	2	1:52	J.McAtamney 31 yd. Field Goal
Chargers	2	0:27	Q.Johnston 36 yd. pass from J.Herbert (C.Dicker kick)
Giants	3	2:49	T.Johnson 3 yd. pass from J.Dart (C.Skattebo run)
Chargers	3	1:27	O.Hampton 54 yd. run (J.Herbert run)

TEAM STATISTICS

	LAC	NYG
FIRST DOWNS:	17	20
TOTAL NET YARDS:	338	250
NET RUSHING YARDS:	152	161
NET PASSING YARDS:	186	89
PENALTIES/YARDS:	14-107	8-43
3RD DOWN EFFICIENCY (%):	4-12 (33.3%)	7-15 (46.7%)
PUNTS/AVERAGE:	5-48.8	5-48.8
SACKS/YARDS:	5/25	2/17
FUMBLES/LOST:	0-0	2-0
POINTS OFF TURNOVERS:	0	10
AVG. DRIVE START:	OWN 24	OWN 38
TIME OF POSSESSION:	24:32	35:28

INDIVIDUAL TOP PERFORMERS



PASSING

	CMP	ATT	YDS	TD	INT	RT
J.Herbert	23	41	203	1	2	57.3
J.Dart	13	20	111	1	0	96.0

RUSHING

	ATT	YDS	AVG	LG	TD
O.Hampton	12	128	10.7	54	1
J.Herbert	1	24	24.0	24	0
C.Skattebo	25	79	3.2	16	0
J.Dart	10	54	5.4	15	1

RECEIVING

	REC	YDS	AVG	LG	TD
Q.Johnston	8	98	12.3	36	1
K.Allen	5	37	7.4	10	0
O.Hampton	5	37	7.4	19	0
O.Gadsden	2	16	8.0	11	0
D.Slayton	3	44	14.7	18	0
T.Johnson	3	17	5.7	10	1
W.Robinson	3	14	4.7	8	0
M.Nabers	2	20	10.0	13	0

TACKLES (SOLO) - LAC: T.Dye 12 (3), D.Henley 9 (8), T.Tuipulotu 9 (6);
NYG: D.Muasau 6 (2), C.Flott 5 (5), B.Burns 5 (4).

SACKS - LAC: T.Tuipulotu 4-19, J.Eboigbe 1-5, D.James 0.5-3, C.Murphy 0.5-3; **NYG:** B.Burns 1-16, K.Thibodeaux 1-1.

INTERCEPTIONS - LAC: None; **NYG:** D.Lawrence 1-37, A.Phillips 1-56.

STARTERS

WR.....Q.Johnston	OLB.....B.Dupree	WR.....M.Nabers	OLB...K.Thibodeaux
LT.....J.Alt	DL.....D.Hand	TE.....T.Johnson	DL....D.Alexander
LG.....Z.Johnson	DL.....T.Tart	LT.....A.Thomas	DL....D.Lawrence
C.....B.Bozeman	OLB...T.Tuipulotu	LG.....J.Runyan	DT...R.Robertson-Harris
RG.....J.Salyer	LB.....D.Henley	C.....J.Schmitz	OLB.....B.Burns
RT.....T.Pipkins	LB.....T.Dye	RG.....G.Van Roten	ILB...B.Okereke
TE.....T.Conklin	CB.....D.Jackson	RT.....J.Elumunor	LB.....D.Muasau
WR.....L.McConkey	CB.....T.Still	WR.....W.Robinson	CB.....C.Flott
QB.....J.Herbert	S.....E.Molden	WR.....D.Slayton	CB.....P.Adebo
FB.....S.Matlock	S.....A.Gilman	QB.....J.Dart	S.....T.Nubin
RB.....O.Hampton	S.....D.James	FB.....C.Skattebo	S.....J.Holland

2025 GAME SUMMARIES

WEEK 5 vs. WASHINGTON



COMMANDERS 27 CHARGERS 10

Sunday, Oct. 5, 2025
SoFi Stadium – Los Angeles, Calif.



GAME STATISTICS

TEAM	1	2	3	4	OT	F
Washington	0	10	10	7	—	27
L.A. Chargers	10	0	0	0	—	10

SCORING SUMMARY

Team	Q	Time	Play
Chargers	1	9:49	L.McConkey 2 yd. pass from J.Herbert (C.Dicker kick)
Chargers	1	2:57	C.Dicker 55 yd. Field Goal
Commanders	2	4:15	J.Croskey-Merritt 15 yd. run (M.Gay kick)
Commanders	2	0:02	M.Gay 29 yd. Field Goal
Commanders	3	10:58	J.Croskey-Merritt 5 yd. run (M.Gay kick)
Commanders	3	5:49	M.Gay 36 yd. Field Goal
Commanders	4	1:08	D.Samuel 8 yd. pass from J.Daniels (M.Gay kick)

TEAM STATISTICS

	WAS	LAC
FIRST DOWNS:	22	18
TOTAL NET YARDS:	389	336
NET RUSHING YARDS:	163	155
NET PASSING YARDS:	226	181
PENALTIES/YARDS:	7-48	10-85
3RD DOWN EFFICIENCY (%):	2-7 (28.6%)	9-16 (56.3%)
PUNTS/AVERAGE:	2-50.5	2-48.0
SACKS/YARDS:	5/29	1/5
FUMBLES/LOST:	1-1	1-1
POINTS OFF TURNOVERS:	14	0
AVG. DRIVE START:	OWN 25	OWN 28
TIME OF POSSESSION:	25:41	34:19

INDIVIDUAL TOP PERFORMERS



PASSING

	CMP	ATT	YDS	TD	INT	RT
J.Herbert	22	29	166	1	1	86.3
T.Lance	3	4	44	0	0	110.4

RUSHING

	ATT	YDS	AVG	LG	TD
J.Herbert	4	60	15.0	41	0
O.Hampton	12	44	3.7	8	0
K.Vidal	4	18	4.5	11	0

RECEIVING

	REC	YDS	AVG	LG	TD
O.Hampton	6	26	4.3	12	0
K.Allen	5	58	11.6	29	0
L.McConkey	5	39	7.8	13	1
Q.Johnston	4	40	10.0	16	0

TACKLES (SOLO) - LAC: T.Dye (11 (4), D.Henley 8 (2), E.Molden 5 (4);
WAS: B.Wagner 14 (8), Q.Martin 9 (6), M.Sainristil 7 (6), J.Reaves 7 (5).

SACKS - LAC: J.Eboigbe 1-5; **WAS:** D.Armstrong 2-9, V.Miller 1.5-8, JH.Newton 1-9, J.Martin 0.5-3.

INTERCEPTIONS - LAC: None; **WAS:** M.Sainristil 1-0-0.

STARTERS

WR.....T.Harris	OLB.....T. Tuipulotu	WR.....D.Samuel	DE.....J.Holmes
LT.....A.Deculus	DL.....D.Hand	WR.....J.Lane	DT.....E.Goldman
LG.....Z.Johnson	DL.....T.Tart	WR.....C.Moore	DT.....D.Payne
C.....B.Bozeman	OLB.....B.Dupree	LT.....L.Tunsil	DT.....J.Kinlaw
RG.....M.Becton	LB.....D.Henley	LG.....C.Paul	LB.....B.Wagner
RT.....T.Pipkins	LB.....T.Dye	C.....T.Biadasz	LB.....F.Luvu
TE.....T.Conklin	CB.....D.Jackson	RG.....A.Wylie	LB.....J.Magee
TE.....T.Fisk	CB.....T.Still	RT.....J.Conerly	CB.....M.Lattimore
TE.....O.Gadsden	S.....A.Gilman	TE.....Z.Ertz	S.....B.Butler
QB.....J.Herbert	S.....D.James	QB.....J.Daniels	S.....Q.Martin
RB.....O.Hampton	S.....E.Molden	RB.....J.Croskey-Merritt	S.....J.Reaves

WEEK 6 AT MIAMI



CHARGERS 29 DOLPHINS 27

Sunday, Oct. 12, 2025
Hard Rock Stadium – Miami Gardens, Fla.



GAME STATISTICS

TEAM	1	2	3	4	OT	F
L.A. Chargers	6	3	14	6	—	29
Miami	7	6	0	14	—	27

SCORING SUMMARY

Team	Q	Time	Play
Chargers	1	7:52	C.Dicker 35 yd. Field Goal
Dolphins	1	4:03	D.Achane 49 yd. run (R.Patterson kick)
Chargers	1	0:35	C.Dicker 31 yd. Field Goal
Chargers	2	8:39	C.Dicker 29 yd. Field Goal
Dolphins	2	4:30	R.Patterson 47 yd. Field Goal
Dolphins	2	0:00	R.Patterson 27 yd. Field Goal
Chargers	3	7:26	L.McConkey 5 yd. pass from J.Herbert (C.Dicker kick)
Chargers	3	3:55	K.Vidal 7 yd. pass from J.Herbert (C.Dicker kick)
Chargers	4	12:47	C.Dicker 35 yd. Field Goal
Dolphins	4	7:56	D.Achane 4 yd. run (R.Patterson kick)
Dolphins	4	0:46	D.Waller 7 yd. pass from T.Tagovailoa (R.Patterson kick)
Chargers	4	0:05	C.Dicker 33 yd. Field Goal

TEAM STATISTICS

	LAC	MIA
FIRST DOWNS:	20	19
TOTAL NET YARDS:	403	341
NET RUSHING YARDS:	263	204
NET PASSING YARDS:	140	137
PENALTIES/YARDS:	7-45	4-45
3RD DOWN EFFICIENCY (%):	6-15 (40.0%)	5-11 (45.5%)
PUNTS/AVERAGE:	4-47.0	2-55.5
SACKS/YARDS:	2/9	1/1
FUMBLES/LOST:	2/1	0/0
POINTS OFF TURNOVERS:	10	7
AVG. DRIVE START:	OWN 31	OWN 32
TIME OF POSSESSION:	34:19	25:41

INDIVIDUAL TOP PERFORMERS



PASSING

	CMP	ATT	YDS	TD	INT	RT
J.Herbert	29	38	264	2	0	112.2
T.Tagovailoa	21	32	205	1	3	54.8

RUSHING

	ATT	YDS	AVG	LG	TD
K.Vidal	18	124	6.9	38	0
H.Haskins	6	14	2.3	10	0

RECEIVING

	REC	YDS	AVG	LG	TD
L.McConkey	7	100	14.3	42	1
O.Gadsden	7	68	9.7	21	0
K.Allen	4	27	6.8	9	0
T.Harris	4	27	6.8	8	0

TACKLES (SOLO) - LAC: D.Henley 7 (3), T.Dye 6 (5), E.Molden 6 (3);
MIA: K.Britt 13 (6), J.B.Rooks 9 (9), R.Douglas 7 (4).

SACKS - LAC: O.Oweh 1-0-1, T.Tuipulotu 1-0-8; **MIA:** K.Grant 1-0-1.

INTERCEPTIONS - LAC: D.James Jr. 1-21-0, T.Jefferson 1-2-0, B.St-Juste 1-0-0; **MIA:** None.

STARTERS

TE.....O.Gadsden	OLB.....B.Dupree	WR.....N.Westbrook-Ikhine	DT.....Z.Sieler
LT.....A.Deculus	DL.....J.Eboigbe	TE.....J.Hill	DT.....Jo.Phillips
LG.....Z.Johnson	DL.....J.Caldwell	LT.....P.Paul	LB.....B.Chubb
C.....B.Bozeman	DL.....T.Tart	LG.....J.Savaiinaea	LB.....Ja.Phillips
RG.....M.Becton	OLB.....T.Tuipulotu	C.....A.Brewer	LB.....K.Britt
RT.....B.Hart	LB.....D.Henley	RG.....C.Strange	LB.....J.Brooks
WR.....L.McConkey	LB.....T.Dye	RT.....L.Borom	CB.....J.Jones
WR.....T.Harris	CB.....T.Still	WR.....J.Waddle	CB.....R.Douglas
WR.....K.Lambert-Smith	CB.....D.Jackson	QB.....T.Tagovailoa	S.....D.Trader
QB.....J.Herbert	S.....D.James	FB.....A.Ingold	S.....A.Davis
RB.....K.Vidal	S.....E.Molden	RB.....D.Achane	S.....M.Fitzpatrick

2025 GAME SUMMARIES

WEEK 7 vs. INDIANAPOLIS



**COLTS 38
CHARGERS 24**

Sunday, Oct. 19, 2025
SoFi Stadium – Los Angeles, Calif.



GAME STATISTICS

TEAM	1	2	3	4	OT	F
Indianapolis	6	17	15	0	—	38
L.A. Chargers	3	0	14	7	—	24

SCORING SUMMARY

Team	Q	Time	Play
Colts	1	12:36	J.Taylor 23 yd. run (kick failed, wl)
Chargers	1	7:35	C.Dicker 43 yd. Field Goal
Colts	2	14:54	M.Pittman 4 yd. pass from D.Jones (M.Badgley kick)
Colts	2	8:56	T.Warren 5 yd. pass from D.Jones (M.Badgley kick)
Colts	2	0:00	M.Badgley 36 yd. Field Goal
Chargers	3	13:01	Q.Johnston 7 yd. pass from J.Herbert (C.Dicker kick)
Colts	3	12:03	J.Taylor 8 yd. run (D.Jones-M.Pittman pass)
Chargers	3	6:13	K.Allen 4 yd. pass from J.Herbert (C.Dicker kick)
Colts	3	3:33	J.Taylor 19 yd. run (M.Badgley kick)
Chargers	4	13:40	O.Gadsden 15 yd. pass from J.Herbert (C.Dicker kick)

TEAM STATISTICS

	IND	LAC
FIRST DOWNS:	24	25
TOTAL NET YARDS:	401	445
NET RUSHING YARDS:	120	54
NET PASSING YARDS:	281	391
PENALTIES/YARDS:	3-42	6-35
3RD DOWN EFFICIENCY (%):	5-11 (45.5%)	8-16 (50.0%)
PUNTS/AVERAGE:	2-43.5	1-53.0
SACKS/YARDS:	3/29	1/7
FUMBLES/LOST:	1-0	0-0
POINTS OFF TURNOVERS:	3	0
AVG. DRIVE START:	OWN 34	OWN 25
TIME OF POSSESSION:	25:33	34:27

INDIVIDUAL TOP PERFORMERS



PASSING

	CMP	ATT	YDS	TD	INT	RT
J.Herbert	37	55	420	3	2	93.0
D.Jones	23	34	288	2	0	113.4

RUSHING

	ATT	YDS	AVG	LG	TD
J.Herbert	6	31	5.2	11	0
K.Vidal	9	20	2.2	5	0
H.Haskins	1	3	3.0	3	0
	ATT	YDS	AVG	LG	TD
J.Taylor	16	94	5.9	23	3
A.Abdullah	2	19	9.5	14	0
D.Jones	5	7	1.4	7	0

RECEIVING

	REC	YDS	AVG	LG	TD
K.Allen	11	119	10.8	30	1
L.McConkey	9	67	7.4	15	0
O.Gadsden	7	164	23.4	53	1
K.Vidal	4	15	3.8	8	0
	REC	YDS	AVG	LG	TD
M.Pittman	7	58	8.3	16	1
A.Pierce	5	98	19.6	48	0
T.Warren	4	69	17.3	29	1
J.Taylor	3	38	12.7	19	0

TACKLES (SOLO) - LAC: D.James 7 (3), T.Jefferson 6 (5), J.Caldwell 4 (2);
IND: K.Moore 8 (4), C.Bynum 8 (3), N.Cross 6 (6), M.Blackmon 6 (5), J.Edwards 6 (3).

SACKS - LAC: K.Mack 1-7; **IND:** D.Buckner 2-20, L.Latu 1-9.

INTERCEPTIONS - LAC: None; **IND:** G.Stewart 1-3-0, N.Cross 1-0-0.

STARTERS

WR..... Q.Johnston	OLB... T.Tuipulotu	WR..... A.Pierce	DE L.Latu
WR..... T.Harris	DL..... J.Caldwell	WR..... M.Pittman	DT G.Stewart
LT A.Deculus	DL..... T.Tart	TE..... T.Warren	DT D.Buckner
LG..... Z.Johnson	OLB..... O.Oweh	LT B.Raimann	DE K.Payne
C..... B.Bozeman	LB..... D.Perryman	LG..... Q.Nelson	MLB..... Z.Franklin
RG..... M.Becton	LB..... D.Henley	C..... T.Bortolini	LB..... G.Pratt
RT B.Hart	CB T.Still	RG..... M.Goncalves	CB J.Edwards
TE..... T.Fisk	CB D.Jackson	RT B.Smith	CB K.Moore
WR..... L.McConkey	CB B.St-Juste	WR..... A.Gould	CB ... M.Blackmon
QB..... J.Herbert	S..... D.James	QB..... D.Jones	S..... C.Bynum
RB..... K.Vidal	S..... T.Jefferson	RB J.Taylor	S..... N.Cross

WEEK 8 vs. MINNESOTA



**VIKINGS 10
CHARGERS 37**

Thursday, Oct. 23, 2025
SoFi Stadium – Inglewood, Calif.



GAME STATISTICS

TEAM	1	2	3	4	OT	F
Minnesota	0	3	7	0	—	10
L.A. Chargers	7	14	3	13	—	37

SCORING SUMMARY

Team	Q	Time	Play
Chargers	1	4:01	O.Gadsden 8 yd. pass from J.Herbert (C.Dicker kick)
Chargers	2	13:08	K.Vidal 3 yd. run (C.Dicker kick)
Vikings	2	8:55	W.Reichard 54 yd. Field Goal
Chargers	2	0:45	L.McConkey 27 yd. pass from J.Herbert (C.Dicker kick)
Chargers	3	10:01	C.Dicker 43 yd. Field Goal
Vikings	3	4:36	J.Addison 4 yd. pass from C.Wentz (W.Reichard kick)
Chargers	4	12:42	T.Harris 6 yd. pass from J.Herbert (C.Dicker kick)
Chargers	4	7:01	C.Dicker 34 yd. Field Goal
Chargers	4	1:56	C.Dicker 45 yd. Field Goal

TEAM STATISTICS

	MIN	LAC
FIRST DOWNS:	12	29
TOTAL NET YARDS:	164	419
NET RUSHING YARDS:	34	207
NET PASSING YARDS:	130	212
PENALTIES/YARDS:	8-66	8-46
3RD DOWN EFFICIENCY (%):	3-11 (27.3%)	9-13 (69.2%)
PUNTS/AVERAGE:	4-46.0	0-0.0
SACKS/YARDS:	2-15	5/27
FUMBLES/LOST:	1-0	0-0
POINTS OFF TURNOVERS:	7	3
AVG. DRIVE START:	OWN 28	OWN 25
TIME OF POSSESSION:	20:56	39:04

INDIVIDUAL TOP PERFORMERS



PASSING

	CMP	ATT	YDS	TD	INT	RT
J.Herbert	18	25	227	3	1	122.8
C.Wentz	15	27	144	1	1	67.5

RUSHING

	ATT	YDS	AVG	LG	TD
K.Vidal	23	117	5.1	21	1
J.Herbert	7	62	8.9	18	0
	ATT	YDS	AVG	LG	TD
Z.Scott	2	16	8.0	10	0
A.Jones	5	15	3.0	5	0

RECEIVING

	REC	YDS	AVG	LG	TD
L.McConkey	6	88	14.7	27	1
O.Gadsden	5	77	15.4	40	1
K.Allen	4	44	11.0	17	0
T.Harris	2	8	4.0	6	1
	REC	YDS	AVG	LG	TD
J.Jefferson	7	74	10.6	17	0
J.Addison	3	26	8.7	15	1
T.Hockenson	2	26	13.0	14	0
A.Jones	2	15	7.5	13	0

TACKLES (SOLO) - LAC: B.St-Juste 7 (7), C.Hart 4 (4), D.Henley 4 (1);
MIN: B.Cashman 11 (6), H.Smith 9 (8), E.Wilson 9 (5).

SACKS - LAC: J.Eboigbe 2.0-15, T.Tuipulotu 1.0-7, O.Oweh 1.0-1, K.Mack 1.0-4; **MIN:** J.Greenard 1.0-7, J.Allen 1.0-8.

INTERCEPTIONS - LAC: R.Mickens 1-15-0; **MIN:** J.Metellus 1-0-0.

STARTERS

WR..... T.Harris	OLB... T.Tuipulotu	WR ... J.Jefferson	DL.... L.Rodriguez
WR..... L.McConkey	DL..... J.Caldwell	TE T.Hockenson	DL J.Redmond
LT J.Alt	DL..... T.Tart	LT C.Darrisaw	DL J.Allen
LG..... Z.Johnson	OLB..... K.Mack	LG D.Jackson	OLB... J.Greenard
C..... B.Bozeman	LB..... D.Henley	C B.Brandel	LB..... E.Wilson
RG..... M.Becton	LB..... D.Perryman	RG ... W.Fries	LB..... I.Pace
RT B.Hart	CB T.Still	RT J.Skule	LB..... B.Cashman
TE..... T.Fisk	CB B.St-Juste	WR ... A.Thielen	CB I.Rodgers
FB S.Matlock	CB B.St-Juste	WR ... J.Addison	CB B.Murphy
QB..... J.Herbert	S..... T.Jefferson	QB ... C.Wentz	S..... H.Smith
RB..... K.Vidal	S..... D.James	RB ... A.Jones	S..... J.Metellus

2025 GAME SUMMARIES

WEEK 9 AT TENNESSEE



CHARGERS 27 TITANS 20

Sunday, Nov. 2, 2025
Nissan Stadium – Nashville, Tenn.



GAME STATISTICS

TEAM	1	2	3	4	OT	F
L.A. Chargers	7	13	0	7	—	27
Tennessee	14	3	0	3	—	20

SCORING SUMMARY

Team	Q	Time	Play
Titans	1	11:19	C.Barton 24 yd. interception return (J.Slye kick)
Chargers	1	7:24	S.Matlock 2 yd. pass from J.Herbert (C.Dicker kick)
Titans	1	2:55	C.Dike 67 yd. punt return (J.Slye kick)
Chargers	2	14:06	C.Dicker 27 yd. Field Goal
Chargers	2	8:37	Q.Johnston 19 yd. pass from J.Herbert (C.Dicker kick)
Titans	2	5:02	J.Slye 49 yd. Field Goal
Chargers	2	0:20	C.Dicker 52 yd. Field Goal
Chargers	4	12:58	J.Herbert 1 yd. run (C.Dicker kick)
Titans	4	4:19	J.Slye 37 yd. Field Goal

TEAM STATISTICS

	LAC	TEN
FIRST DOWNS:	21	10
TOTAL NET YARDS:	343	206
NET RUSHING YARDS:	131	88
NET PASSING YARDS:	212	118
PENALTIES/YARDS:	3-20	7-60
3RD DOWN EFFICIENCY (%):	7-13 (53.8%)	1-9 (11.1%)
PUNTS/AVERAGE:	4-52.3	5-37.4
SACKS/YARDS:	4/27	6/38
FUMBLES/LOST:	1-0	2-0
POINTS OFF TURNOVERS:	0	0
AVG. DRIVE START:	OWN 28	OWN 32
TIME OF POSSESSION:	34:20	29:40

INDIVIDUAL TOP PERFORMERS



PASSING

	CMP	ATT	YDS	TD	INT	RT
J.Herbert	19	29	250	2	1	101.2
C.Ward	12	21	145	0	0	78.5

RUSHING

	ATT	YDS	AVG	LG	TD
J.Herbert	9	57	6.3	29	1
J.Patterson	9	44	4.9	9	0
T.Pollard	10	56	5.6	16	0
T.Spears	7	26	3.7	10	0

RECEIVING

	REC	YDS	AVG	LG	TD
O.Gadsden	5	68	13.6	34	0
L.McConkey	4	56	14.0	21	0
Q.Johnston	4	53	13.3	23	1
K.Allen	2	41	20.5	31	0
E.Ayomanor	3	46	15.3	29	0
T.Spears	3	36	12.0	26	0
C.Okonkwo	2	10	5.0	6	0
V.Jefferson	1	21	21.0	21	0

TACKLES (SOLO) – LAC: D.James 8 (5), D.Perryman 7 (5), D.Henley 7 (2);
TEN: C.Gray 16 (11), A.Hooker 7 (6), C.Barton 6 (2).

SACKS – LAC: O.Oweh 2-11, D.Henley 1-8, T.Tuipulotu 1-1; **TEN:** J.Ward 2-5-16, D.Jones 1.5-6, C.Gray 1-7, S.Joseph 1-9.

INTERCEPTIONS – LAC: None; **TEN:** C.Barton 1-24-1.

STARTERS

WR.....L.McConkey	OLB...T.Tuipulotu	WR...E.Ayomanor	OLB.....J.Ward
WR.....K.Allen	DL.....J.Caldwell	WR...C.Dike	DE.....S.Joseph
TE.....O.Gadsden	DL.....T.Tart	TE.....C.Okonkwo	NT.....T.Sweat
LT.....J.Alt	OLB.....K.Mack	LT.....D.Moore	OLB.....D.Jones
LG.....Z.Johnson	LB.....D.Henley	LG.....P.Skoronski	ILB.....C.Gray
C.....B.Bozeman	LB...D.Perryman	C.....L.Cushenberry	ILB...C.Barton
RG.....F.Sarell	DB.....E.Molden	RG...J.Armour-Davis	CB...J.Armour-Davis
RT.....B.Hart	CB.....D.Jackson	RT...J.Latham	CB.....D.Baker
WR.....Q.Johnston	CB.....C.Hart	WR...V.Jefferson	S.....A.Hooker
QB.....J.Herbert	S.....D.James Jr.	QB...C.Ward	S.....Q.Diggs
RB.....K.Vidal	S.....R.Mickens	RB...T.Pollard	S.....K.Winston

WEEK 10 vs. PITTSBURGH



STEELERS 10 CHARGERS 25

Sunday, Nov. 9, 2025
SoFi Stadium – Inglewood, Calif.



GAME STATISTICS

TEAM	1	2	3	4	OT	F
Pittsburgh	3	0	0	7	—	10
L.A. Chargers	2	10	3	10	—	25

SCORING SUMMARY

Team	Q	Time	Play
Steelers	1	10:25	C.Boswell 59 yd. Field Goal
Chargers	1	5:09	A.Rodgers tackled in end zone for a Safety
Chargers	2	7:32	C.Dicker 32 yd. Field Goal
Chargers	2	0:12	L.McConkey 15 yd. pass from J.Herbert (C.Dicker kick)
Chargers	3	6:07	C.Dicker 59 yd. Field Goal
Chargers	4	9:26	K.Vidal 2 yd. run (C.Dicker kick)
Chargers	4	4:54	C.Dicker 42 yd. Field Goal
Steelers	4	2:57	R.Wilson 27 yd. pass from A.Rodgers

TEAM STATISTICS

	PIT	LAC
FIRST DOWNS:	11	18
TOTAL NET YARDS:	221	314
NET RUSHING YARDS:	50	69
NET PASSING YARDS:	148	199
PENALTIES/YARDS:	4-29	8-55
3RD DOWN EFFICIENCY (%):	2-11 (18.2%)	6-17 (35.3%)
PUNTS/AVERAGE:	5-45.8	6-43.8
SACKS/YARDS:	3/13	5/21
FUMBLES/LOST:	2/1	0/0
POINTS OFF TURNOVERS:	0	10
AVG. DRIVE START:	OWN 29	OWN 37
TIME OF POSSESSION:	22:25	37:35

INDIVIDUAL TOP PERFORMERS



PASSING

	CMP	ATT	YDS	TD	INT	RT
J.Herbert	20	33	220	1	0	90.5
A.Rodgers	16	31	161	1	2	50.6

RUSHING

	ATT	YDS	AVG	LG	TD
K.Vidal	25	95	3.8	12	1
J.Herbert	5	19	3.8	15	0
J.Warren	14	70	5.0	14	0
K.Johnson	2	3	1.5	5	0

RECEIVING

	REC	YDS	AVG	LG	TD
Q.Johnston	5	42	8.4	15	0
L.McConkey	4	107	26.8	58	1
O.Gadsden	3	13	4.3	6	0
K.Allen	2	19	9.5	12	0
D.Metcalf	3	35	11.7	19	0
P.Freiermuth	3	33	11.0	15	0
R.Wilson	2	35	17.5	27	1
J.Warren	2	21	10.5	18	0

TACKLES (SOLO) – LAC: D.Henley 6 (5), E.Molden 5 (4), R.Mickens 4 (2);
PIT: P.Queen 12 (2), J.Ramsey 8 (4), P.Wilson 7 (4).

SACKS – LAC: B.Dupree 1.0-1, K.Mack 1.0-9, T.Tuipulotu 1.0-3; **PIT:** A.Highsmith 2.0-2, K.Benton 1.0-7, N.Herbig 1.0-5, T.Watt 1.0-3.

INTERCEPTIONS – LAC: None; **PIT:** None.

STARTERS

WR.....Q.Johnston	OLB..T.Tuipulotu	WR...D.Metcalf	ROLB..A.Highsmith
TE.....O.Gadsden	DL.....J.Caldwell	LT....B.Jones	DT...Ca.Heyward
LG.....A.Deculus	DL.....T.Tart	LG....A.Peat	NT.....K.Benton
LT.....Z.Johnson	DL.....D.Hand	C.....R.McCollum	DE.....D.Harmon
C.....B.Bozeman	OLB.....K.Mack	RG....M.McCormick	LOLB...T.Watt
RG.....M.Becton Sr.	LB.....D.Henley	RT....T.Fautanu	LILB...P.Queen
RT.....T.Pipkins	LB...D.Perryman	OL....S.Anderson	LB.....M.Harrison
TE.....T.Fisk	DB.....E.Molden	TE....D.Washington	LCB.....D.Slay
WR.....L.McConkey	CB.....D.Jackson	WR...B.Skowronek	RCB.....J.Porter
QB.....J.Herbert	CB.....C.Hart	QB....A.Rodgers	CB.....J.Ramsey
RB.....K.Vidal	S.....D.James Jr.	RB....J.Warren	SS.....K.Dugger

2025 GAME SUMMARIES

WEEK 11 AT JACKSONVILLE



**CHARGERS 6
JAGUARS 35**

Sunday, Nov. 16, 2025
EverBank Stadium — Jacksonville, Fla.



GAME STATISTICS

TEAM	1	2	3	4	OT	F
L.A. Chargers	3	3	0	0	—	6
Jacksonville	7	7	7	14	—	35

SCORING SUMMARY

Team	Q	Time	Play
Chargers	1	3:31	C.Dicker 41 yd. Field Goal
Jaguars	1	0:00	B.Tuten 4 yd. run (C.Little kick)
Chargers	2	8:15	C.Dicker 46 yd. Field Goal
Jaguars	2	3:37	T.Etienne 2 yd. run (C.Little kick)
Jaguars	3	7:50	T.Lawrence 1 yd. run (C.Little kick)
Jaguars	4	11:38	T.Patrick 1 yd. pass from T.Lawrence (C.Little kick)
Jaguars	4	11:02	T.Etienne 13 yd. run (C.Little kick)

TEAM STATISTICS

	LAC	JAX
FIRST DOWNS:	8	30
TOTAL NET YARDS:	135	345
NET RUSHING YARDS:	42	192
NET PASSING YARDS:	93	153
PENALTIES/YARDS:	5-71	1-5
3RD DOWN EFFICIENCY (%):	3-12 (25.0%)	5-10 (50.0%)
PUNTS/AVERAGE:	4-48.8	0-0.0
SACKS/YARDS:	0/0	3/25
FUMBLES/LOST:	0-0	0-0
POINTS OFF TURNOVERS:	3	7
AVG. DRIVE START:	OWN 27	OWN 34
TIME OF POSSESSION:	22:05	37:55

INDIVIDUAL TOP PERFORMERS



PASSING

	CMP	ATT	YDS	TD	INT	RT
J.Herbert	10	18	81	0	1	44.0
T.Lawrence	14	22	153	1	1	80.3

RUSHING

	ATT	YDS	AVG	LG	TD
J.Herbert	3	21	7.0	12	0
K.Vidal	5	13	2.6	4	0
B.Tuten	15	74	4.9	15	1
T.Etienne	19	73	3.8	13	2

RECEIVING

	REC	YDS	AVG	LG	TD
K.Allen	4	53	13.3	30	0
L.McConkey	3	13	4.3	7	0
O.Gadsden	2	41	20.5	28	0
T.Harris	1	12	12.0	12	0
J.Meyers	5	64	12.8	21	0
T.Patrick	3	20	6.7	10	1
J.Mundt	2	25	12.5	16	0
P.Washington	2	20	10.0	11	0

TACKLES (SOLO) - LAC: E.Molden 7 (5), D.Perryman 7 (4), J.Eboigbe 6 (5);
JAX: F.Oluokun 5 (3), A.Wingard 5 (3), J.Hines-Allen 4 (2).

SACKS - LAC: None; **JAX:** J.Hines-Allen 1.0-14, A.Armstead 1.0-7, D.Striggow 0.5-2, T.Walker 0.5-2.

INTERCEPTIONS - LAC: D.Jackson 1-0-0; **JAX:** An.Johnson 1-44-0.

STARTERS

WR.... Q.Johnston	OLB... T.Tuipulotu	WR.... T.Patrick	DE ... J.Hines-Allen
WR.... T.Harris	DL..... D.Hand	LT W.Little	DT D.Hamilton
LT T.Penning	DL..... T.Tart	LG.... E.Cleveland	DT A.Armstead
LG.... Z.Johnson	OLB.... K.Mack	C..... R.Hainsey	DE T.Walker
C..... B.Bozeman	LB..... D.Henley	RG P.Mekari	LB D.Lloyd
RG M.Becton	LB D.Perryman	RT C.Van Lanen	LB F.Oluokun
RT T.Pipkins	DB E.Molden	TE..... Q.Morris	CB M.Brown
TE..... T.Fisk	CB D.Jackson	WR.... P.Washington	CB J.Jones
WR.... L.McConkey	CB C.Hart	WR.... J.Meyers	CB G.Newsome
QB.... J.Herbert	S..... D.James Jr.	QB.... T.Lawrence	S..... A.Wingard
RB K.Vidal	S..... R.Mickens	RB T.Etienne	S..... An.Johnson

WEEK 13 vs. LAS VEGAS



**RAIDERS 14
CHARGERS 31**

Sunday, Nov. 30, 2025
SoFi Stadium — Inglewood, Calif.



GAME STATISTICS

TEAM	1	2	3	4	OT	F
Las Vegas	0	7	0	7	—	14
L.A. Chargers	7	0	14	10	—	31

SCORING SUMMARY

Team	Q	Time	Play
Chargers	1	4:21	Q.Johnston 10 yd. pass from J.Herbert (C.Dicker kick)
Raiders	2	1:50	B.Bowers 6 yd. pass from G.Smith (D.Carlson kick)
Chargers	3	14:03	K.Vidal 59 yd. run (C.Dicker kick)
Chargers	3	2:23	L.McConkey 7 yd. pass from J.Herbert (C.Dicker kick)
Chargers	4	14:49	C.Dicker 56 yd. Field Goal
Raiders	4	7:49	B.Bowers 6 yd. pass from G.Smith
Chargers	4	1:55	J.Patterson 2 yd. run (C.Dicker kick)

TEAM STATISTICS

	LV	LAC
FIRST DOWNS:	12	22
TOTAL NET YARDS:	156	341
NET RUSHING YARDS:	31	192
NET PASSING YARDS:	125	149
PENALTIES/YARDS:	4-50	4/27
3RD DOWN EFFICIENCY (%):	2-8 (25.0%)	12-17 (70.6%)
PUNTS/AVERAGE:	4-46.5	2-57.5
SACKS/YARDS:	3/11	5/40
FUMBLES/LOST:	1/0	0/0
POINTS OFF TURNOVERS:	0	0
AVG. DRIVE START:	OWN 34	OWN 33
TIME OF POSSESSION:	24:12	35:48

INDIVIDUAL TOP PERFORMERS



PASSING

	CMP	ATT	YDS	TD	INT	RT
J.Herbert	15	20	151	2	1	108.5
G.Smith	18	23	165	2	1	107.4

RUSHING

	ATT	YDS	AVG	LG	TD
K.Vidal	25	126	5.0	59	1
J.Patterson	11	54	4.9	22	1
A.Jeanty	15	31	2.1	9	0
R.Mostert	1	6	6.0	6	0

RECEIVING

	REC	YDS	AVG	LG	TD
L.McConkey	4	39	9.8	15	1
K.Allen	4	30	7.5	10	0
T.Harris	3	30	10.0	16	0
Q.Johnston	3	23	7.7	10	1
A.Jeanty	6	30	5.0	8	0
B.Bowers	4	63	15.8	27	2
T.Tucker	3	20	6.7	9	0
J.Bech	2	22	11.0	16	0

TACKLES (SOLO) - LAC: D.Perryman 7 (6), T.Tuipulotu 6 (5), E.Molden 5 (2); **LV:** J.Chinn 17 (8), D.White 11 (5), M.Crosby 9 (6).

SACKS - LAC: T.Tuipulotu 2.0-16, B.Dupree 1.0-7, D.James Jr. 0.5-4.5, D.Hand 0.5-4, D. Henley 0.5-4.5, K.Mack 0.5-4.5; **LV:** M.Crosby 2.0-8, M.Koonce 1.0-3.

INTERCEPTIONS - LAC: T.Jeffersonn 1-0-0; **LV:** K.Kelly 1-0-0.

STARTERS

WR.... T.Harris	OLB..... K.Mack	WR.... D.Thornton	DE C.Snowden
LT J.Salyer	DL..... T.Tart	LT S.Sorsythe	DT A.Butler
LG.... Z.Johnson	DL..... D.Hand	LG.... D.Parham	DL..... L.Fotu
C..... B.Bozeman	OLB... T.Tuipulotu	C..... A.Cappa	DT J.Laulu
RG M.Becton	LB..... D.Henley	RG C.Rogers	DE M.Crosby
RT T.Pipkins	LB D.Perryman	RT D.Glaze	MLB.... E.Roberts
TE..... O.Gadsden	DB E.Molden	TE..... I.Thomas	LB..... D.White
TE..... T.Fisk	CB D.Jackson	TE..... B.Bowers	CB E.Stokes
QB.... J.Herbert	CB T.Still	WR.... T.Tucker	CB D.Porter
FB S.Matlock	S..... R.Mickens	QB.... G.Smith	FS I.Pola-Mao
RB K.Vidal	S..... D.James	RB A.Jeanty	SS J.Chinn

2025 GAME SUMMARIES

WEEK 14 vs. PHILADELPHIA



**EAGLES 19
CHARGERS 22**

Monday, Dec. 8, 2025
SoFi Stadium – Inglewood, Calif.



GAME STATISTICS

TEAM	1	2	3	4	OT	F
Philadelphia	3	3	3	10	0	19
L.A. Chargers	7	3	3	6	3	22

SCORING SUMMARY

Team	Q	Time	Play
Chargers	1	8:49	O.Hampton 4 yd. pass from J.Herbert (C.Dicker kick)
Eagles	1	3:22	J.Elliott 41 yd. Field Goal
Chargers	2	4:55	C.Dicker 45 yd. Field Goal
Eagles	2	0:48	J.Elliott 30 yd. Field Goal
Chargers	3	5:32	C.Dicker 34 yd. Field Goal
Eagles	3	3:22	J.Elliott 54 yd. Field Goal
Eagles	4	14:51	S.Barkley 52 yd. run (J.Elliott kick)
Chargers	4	7:26	C.Dicker 31 yd. Field Goal
Eagles	4	2:16	J.Elliott 44 yd. Field Goal
Chargers	4	0:08	C.Dicker 46 yd. Field Goal
Chargers	OT	6:24	C.Dicker 54 yd. Field Goal

TEAM STATISTICS

	PHI	LAC
FIRST DOWNS:	19	16
TOTAL NET YARDS:	365	275
NET RUSHING YARDS:	134	169
NET PASSING YARDS:	231	106
PENALTIES/YARDS:	6-53	7-55
3RD DOWN EFFICIENCY (%):	4-13 (30.8%)	7-19 (36.8%)
PUNTS/AVERAGE:	3-51.7	5-51.2
SACKS/YARDS:	7/33	1/9
FUMBLES/LOST:	2-1	3-2
POINTS OFF TURNOVERS:	3	6
AVG. DRIVE START:	OWN 31	OWN 30
TIME OF POSSESSION:	29:26	38:05

INDIVIDUAL TOP PERFORMERS



PASSING

	CMP	ATT	YDS	TD	INT	RT
J.Herbert	12	26	139	1	1	59.6
J.Hurts	21	40	240	0	4	31.2

RUSHING

	ATT	YDS	AVG	LG	TD
J.Herbert	10	66	6.6	15	0
O.Hampton	13	56	4.3	18	0
S.Barkley	20	122	6.1	52	1
J.Hurts	4	8	2.0	8	0

RECEIVING

	REC	YDS	AVG	LG	TD
K.Allen	3	22	7.3	10	0
O.Hampton	2	11	5.5	7	1
G.Johnston	2	8	4.0	8	0
K.Vidal	1	60	60.0	60	0
D.Goedert	8	78	9.8	16	0
A.Brown	6	100	16.7	26	0
D.Smith	4	37	9.3	28	0
D.Cooper	1	19	19.0	19	0

TACKLES (SOLO) - LAC: D.Henley 7 (6), T.Jefferson 5 (5), T.Still 5 (4); **PHI:** R.Blankenship 8 (6), J.Hunt 8 (4), Z.Baun 8 (4), B.Young 8 (2).

SACKS - LAC: O.Oweh 1.0-9; **PHI:** J.Hunt 2.5-2, J.Davis 1.5-11.5, B.Young 1.5-4.5, N.Dean 1.0-12, Z.Baun .05-4.5.

INTERCEPTIONS - LAC: C.Hart 1-27-0, D.Hand 1-7-0, D.Jackson 1-6-0, T.Jefferson 1-3-0; **PHI:** A.Jackson 1-1-0.

STARTERS

WR.... K.Allen	OLB... T.Tuipulotu	WR.... A.Brown	OLB..... N.Smith
LT..... J.Salyer	DL..... D.Hand	LT..... J.Mailata	DT..... J.Davis
LG..... Z.Johnson	DL..... T.Tart	LG..... L.Dickerson	DT..... M.Ojomo
C..... B.Bozeman	OLB..... K.Mack	C..... C.Jurgens	OLB..... J.Phillips
RG.... M.Becton	LB..... D.Henley	RG.... T.Steen	LB..... N.Dean
RT.... T.Pipkins	LB.... D.Perryman	RT.... F.Johnson	LB..... Z.Baun
WR.... L.McConkey	CB..... T.Still	TE..... D.Goedert	CB..... A.Jackson
TE.... O.Gadsden	CB..... D.Jackson	WR.... D.Smith	CB..... Q.Mitchell
WR.... T.Harris	DB..... E.Molden	WR.... J.Dotson	CB..... C.DeJean
QB.... J.Herbert	S..... R.Mickens	QB.... J.Hurts	S..... M.Epps
RB.... K.Vidal	S..... D.James	RB.... S.Barkley	S.... R.Blankenship

WEEK 15 AT KANSAS CITY



**CHARGERS 16
CHIEFS 13**

Sunday, Dec. 14, 2025
GEHA Field at Arrowhead Stadium – Kansas City, Mo.



GAME STATISTICS

TEAM	1	2	3	4	OT	F
L.A. Chargers	3	7	6	0	—	16
Kansas City	7	6	0	0	—	13

SCORING SUMMARY

Team	Q	Time	Play
Chiefs	1	8:52	P.Mahomes 12 yd. run (H.Butker kick)
Chargers	1	2:30	C.Dicker 49 yd. Field Goal
Chiefs	2	8:04	H.Butker 27 yd. Field Goal
Chiefs	2	0:38	H.Butker 47 yd. Field Goal
Chargers	2	0:05	K.Lambert-Smith 16 yd. pass from J.Herbert (C.Dicker kick)
Chargers	3	8:55	C.Dicker 23 yd. Field Goal
Chargers	3	0:51	C.Dicker 49 yd. Field Goal

TEAM STATISTICS

	LAC	KC
FIRST DOWNS:	18	17
TOTAL NET YARDS:	295	239
NET RUSHING YARDS:	94	49
NET PASSING YARDS:	201	190
PENALTIES/YARDS:	5-50	9-64
3RD DOWN EFFICIENCY (%):	5-14 (35.7%)	6-13 (46.2%)
PUNTS/AVERAGE:	4-37.5	4-47.5
SACKS/YARDS:	5/21	4/9
FUMBLES/LOST:	1/0	0/0
POINTS OFF TURNOVERS:	0	3
AVG. DRIVE START:	OWN 30	OWN 32
TIME OF POSSESSION:	34:42	25:18

INDIVIDUAL TOP PERFORMERS



PASSING

	CMP	ATT	YDS	TD	INT	RT
J.Herbert	19	29	210	1	1	84.0
P.Mahomes	16	28	189	0	1	62.9

RUSHING

	ATT	YDS	AVG	LG	TD
O.Hampton	15	61	4.1	26	0
K.Vidal	12	33	2.8	8	0
I.Pacheco	11	21	1.9	7	0
P.Mahomes	2	15	7.5	12	1

RECEIVING

	REC	YDS	AVG	LG	TD
K.Allen	5	36	7.2	12	0
O.Gadsden	4	61	15.3	27	0
T.Harris	3	49	16.3	37	0
L.McConkey	2	20	10.0	13	0
T.Kelce	7	70	10.0	17	0
R.Rice	7	51	7.3	11	0
T.Thornton	2	47	23.5	26	0
X.Worthy	2	35	17.5	26	0

TACKLES (SOLO) - LAC: D.James Jr. 10 (2), D.Perryman 9 (4), T.Tuipulotu 4 (4); **KC:** D.Tranquill 14 (8), N.Bolton 11 (5), B.Cook 7 (5).

SACKS - LAC: O.Oweh 2.0-17, T.Tuipulotu 2.0-4, K.Mack 1.0-0; **KC:** C.Omenihu 1.5-2, J.Watson 1.0-6, L.Chenal 0.5-0, A.Gillotte 0.5-.05, J.Hicks 0.5-0.5.

INTERCEPTIONS - LAC: D.Henley 1-0-0, D.James Jr. 1-0-0; **KC:** A.Gillotte 1-14-0.

STARTERS

WR.... T.Harris	OLB... T.Tuipulotu	TE..... T.Kelce	DE G.Karlaftis
LT..... J.Salyer	DL..... D.Hand	LT..... E.Pole	DT..... C.Jones
LG..... Z.Johnson	DL..... T.Tart	LG..... K.Suamataia	DT..... D.Nnadi
C..... B.Bozeman	OLB..... K.Mack	C..... C.Humphrey	DE M.Danna
RG.... M.Becton	LB..... D.Henley	RG.... M.Caliendo	LB..... D.Tranquill
RT.... B.Hart	LB.... D.Perryman	RT.... J.Moore	LB..... N.Bolton
WR.... O.Gadsden	CB..... C.Hart	WR.... J.Smith-Schuster	LB..... L.Chenal
T..... T.Penning	CB..... D.Jackson	WR.... T.Thornton	DB..... C.Conner
QB.... J.Herbert	DB..... T.Jefferson	WR.... R.Rice	CB N.Williams
FB.... S.Matlock	S..... R.Mickens	QB.... P.Mahomes	CB J.Watson
RB.... K.Vidal	S..... D.James	RB I.Pacheco	S..... B.Cook

2025 GAME SUMMARIES

WEEK 16 AT DALLAS



**BRONCOS 27
CHARGERS 34**

Sunday, Dec. 21, 2025

AT&T Stadium — Arlington, Texas



GAME STATISTICS

TEAM	1	2	3	4	OT	F
L.A. Chargers	7	14	3	10	—	34
Dallas	7	10	0	0	—	17

SCORING SUMMARY

Team	Q	Time	Play
Cowboys	1	10:20	R.Flournoy 5 yd. pass from D.Prescott (B.Aubrey kick)
Chargers	1	6:43	Q.Johnston 23 yd. pass from J.Herbert (C.Dicker kick)
Cowboys	2	14:04	B.Aubrey 33 yd. Field Goal
Chargers	2	9:45	L.McConkey 25 yd. pass from J.Herbert (C.Dicker kick)
Cowboys	2	8:08	G.Pickens 38 yd. pass from D.Prescott (B.Aubrey kick)
Chargers	2	0:19	J.Herbert 1 yd. run (C.Dicker kick)
Chargers	3	11:51	C.Dicker 37 yd. Field Goal
Chargers	4	8:57	C.Dicker 27 yd. Field Goal
Chargers	4	4:48	O.Hampton 5 yd. run (C.Dicker kick)

TEAM STATISTICS

	LAC	DAL
FIRST DOWNS:	24	18
TOTAL NET YARDS:	452	340
NET RUSHING YARDS:	152	91
NET PASSING YARDS:	300	249
PENALTIES/YARDS:	4-34	5-40
3RD DOWN EFFICIENCY (%):	7-11 (63.6%)	4-9 (44.4%)
PUNTS/AVERAGE:	1-55.0	1-42.0
SACKS/YARDS:	1/6	0/0
FUMBLES/LOST:	1/0	1/1
POINTS OFF TURNOVERS:	0	0
AVG. DRIVE START:	OWN 23	OWN 26
TIME OF POSSESSION:	34:27	25:33

INDIVIDUAL TOP PERFORMERS



PASSING

	CMP	ATT	YDS	TD	INT	RT		CMP	ATT	YDS	TD	INT	RT
J.Herbert	23	29	300	2	0	132.8	D.Prescott	21	30	244	2	0	116.5

RUSHING

	ATT	YDS	AVG	LG	TD		ATT	YDS	AVG	LG	TD
O.Hampton	16	85	5.3	18	1	J.Williams	9	34	3.8	8	0
J.Herbert	8	42	5.3	34	1	M.Davis	8	23	2.9	8	0

RECEIVING

	REC	YDS	AVG	LG	TD		REC	YDS	AVG	LG	TD
K.Allen	5	44	8.8	12	0	G.Pickens	7	130	18.6	38	1
Q.Johnston	4	104	26.0	50	1	C.Lamb	6	51	8.5	18	0
T.Harris	4	54	13.5	23	0	J.Ferguson	3	19	6.3	8	0
L.McConkey	4	43	10.8	25	1	R.Flournoy	2	18	9.0	13	1

TACKLES(SOLO)-LAC: T.Jefferson 8(4), D.James Jr.6(5), D.Perryman6(4);
DAL: S.Revel 9 (7), M.Hooker 7 (5), D.Wilson 7 (1).

SACKS - LAC: T.Tuipulotu 1.0-6; **DAL:** None.

INTERCEPTIONS - LAC: None; **DAL:** None.

STARTERS

T..... T.Penning	OLB... T.Tuipulotu	WR.... G.Pickens	DE ... D.Ezeiruaku
LT J.Salyer	DL.....D.Hand	LT T.Smith	DT S.Thomas
LG..... Z.Johnson	DL..... T.Tart	LG..... T.Bass	DT K.Clark
C..... B.Bozeman	OLB..... K.Mack	C..... C.Beebe	DT O.Odighizuwa
RG M.Becton	LB.....D.Henley	RG T.Booker	DE J.Clowney
RT B.Hart	LB D.Perryman	RT T.Steele	LB.....K.Murray
WR.... L.McConkey	DB E.Molden	TE..... J.Ferguson	LB. D.Overshown
WR.... Q.Johnston	CB C.Hart	WR.... R.Flournoy	CB S.Revel
QB..... J.Herbert	DB T.Still	WR.... C.Lamb	CB T.Diggs
FB S.Matlock	S..... T.Jefferson	QB.... D.Prescott	S..... M.Hooker
RB K.Vidal	S..... D.James	RB J.Williams	S D.Wilson

2025 LOS ANGELES CHARGERS NUMERICAL ROSTER

ACTIVE ROSTER

No.	Name	Pos.	Ht.	Wt.	Age	Exp.	College	Hometown	How Acq.
0	Daiyan Henley	LB	6-0	225	26	3	Washington State	Los Angeles, Calif.	D3-'23
1	Quentin Johnston	WR	6-2	208	24	3	TCU	Temple, Texas	D1-'23
2	Elijah Molden	DB	5-10	192	26	5	Washington	West Linn, Ore.	T (Ten)-'24
3	Derwin James Jr.	S	6-2	215	29	8	Florida State	Haines City, Fla.	D1-'18
5	Trey Lance	QB	6-4	226	25	5	North Dakota State	Marshall, Minn.	UFA (Dal)-'25
8	Omarion Hampton	RB	6-0	220	22	R	North Carolina	Clayton, N.C.	D1-'25
9	Tre' Harris	WR	6-3	210	23	R	Mississippi	Broussard, La.	D2-'25
10	Justin Herbert	QB	6-6	236	27	6	Oregon	Eugene, Ore.	D1a-'20
11	Cameron Dicker	K	6-1	216	25	4	Texas	Austin, Texas	FA-'22
12	Derius Davis	WR	5-8	165	25	3	TCU	St. Francisville, La.	D4-'23
13	Keenan Allen	WR	6-2	211	33	13	California	Greensboro, N.C.	FA-'25
15	Ladd McConkey	WR	6-0	185	24	2	Georgia	Chatsworth, Ga.	D2-'24
16	JK Scott	P	6-5	208	30	7	Alabama	Denver, Colo.	FA-'22
20	Cam Hart	CB	6-2	207	25	2	Notre Dame	Baltimore, Md.	D5b-'24
23	Tony Jefferson	S	5-11	212	33	11	Oklahoma	Chula Vista, Calif.	FA-'24
24	Benjamin St-Juste	CB	6-3	200	28	5	Minnesota	Montreal, Quebec, Canada	UFA (Was)-'25
26	Donte Jackson	CB	5-10	180	30	8	Louisiana State	Metairie, La.	UFA (Pit)-'25
27	RJ Mickens	S	6-0	210	24	R	Clemson	Southlake, Texas	D6b-'25
28	Hassan Haskins	RB	6-2	228	26	4	Michigan	St. Louis, Mo.	W (Ten)-'24
29	Tarheeb Still	CB	6-1	196	23	2	Maryland	Sicklerville, N.J.	D5a-'24
30	Kimani Vidal	RB	5-8	215	24	2	Troy	Marietta, Ga.	D6-'24
32	Jaret Patterson	RB	5-8	195	26	2	Buffalo	Glendale, Md.	FA-'23
33	Deane Leonard	DB	6-0	195	26	4	Mississippi	Calgary, Alberta, Canada	D7a-'22
40	Kendall Williamson	S	6-0	203	25	1	Stanford	Snellville, Ga.	FA-'24
43	Troy Dye	LB	6-3	225	29	6	Oregon	Norco, Calif.	UFA (Min)-'24
44	Scott Matlock	FB/DL	6-4	296	25	3	Boise State	Homedale, Idaho	D2-'23
45	Tuli Tuipulotu	OLB	6-3	266	23	3	Southern California	Hawthorne, Calif.	D2-'23
46	Nikko Reed	CB	5-10	180	22	R	Oregon	Oakland, Calif.	FA-'25
47	Josh Harris	LS	6-1	224	36	14	Auburn	Carrollton, Ga.	UFA (Atl)-'22
48	Bud Dupree	OLB	6-4	269	32	11	Kentucky	Macon, Ga.	FA-'24
52	Khalil Mack	OLB	6-3	269	34	12	Buffalo	Fort Pierce, Fla.	T (Chi)-'22
53	Dei'Shawn Phillips	LB	6-2	230	29	6	Illinois	Highland Park, Ill.	UFA (Hou)-'25
54	Kyle Kennard	OLB	6-5	254	24	R	South Carolina	Atlanta, Ga.	D4-'25
58	Marlowe Wax	LB	6-1	236	23	R	Syracuse	Baltimore, Md.	FA-'25
64	Trevor Penning	OL	6-7	325	26	4	Northern Iowa	Clear Lake, Iowa	T (NO)-'25
66	Bobby Hart	T	6-4	310	31	9	Florida State	Lauderhill, Fla.	FA-'25
68	Jamaree Salyer	OL	6-4	325	25	4	Georgia	Atlanta, Ga.	D6a-'22
73	Mekhi Becton Sr.	G	6-7	363	26	6	Louisville	Highland Springs, Va.	UFA (Phi)-'25
74	Austin Deculus	T	6-5	321	26	3	Louisiana State	Mamou, La.	T (Hou)-'25
75	Bradley Bozeman	C	6-5	325	31	8	Alabama	Roanoke, Ala.	FA-'24
77	Zion Johnson	G	6-3	316	26	4	Boston College	Bowie, Md.	D1-'22
78	Andre James	C	6-4	300	28	7	UCLA	Herriman, Utah	FA-'25
79	Trey Pipkins III	G/T	6-6	307	29	7	Sioux Falls	Apple Valley, Minn.	D3-'19
83	Tyler Conklin	TE	6-3	248	30	8	Central Michigan	Chesterfield, Mich.	UFA (NYJ)-'25
84	KeAndre Lambert-Smith	WR	6-1	182	24	R	Auburn	Norfolk, Va.	D5a-'25
86	Oronde Gadsden	TE	6-5	236	22	R	Syracuse	Plantation, Fla.	D5b-'25
89	Will Dissly	TE	6-4	265	29	8	Washington	Bozeman, Mont.	FA-'24
90	Tearl Tart	DL	6-2	315	28	6	Florida International	Philadelphia, Pa.	FA-'24
91	Da'Shawn Hand	DL	6-3	302	30	8	Alabama	Woodbridge, Va.	UFA (Mia)-'25
92	Justin Eboigbe	DL	6-5	292	24	2	Alabama	Forest Park, Ga.	D4-'24
93	Otito Ogbornia	DL	6-4	320	25	4	UCLA	Houston, Texas	D5-'22
98	Odafe Oweh	OLB	6-5	265	27	5	Penn State	Howell, N.J.	T (Bal)-'25
99	Jamaree Caldwell	DL	6-1	340	25	R	Oregon	Newberry, S.C.	D3-'25

PRACTICE SQUAD

No.	Name	Pos.	Ht.	Wt.	Age	Exp.	College	Hometown	How Acq.
7	DJ Uiagalelei	QB	6-4	252	24	R	Florida State	Inland Empire, Calif.	FA-'25
31	Marcus Williams	S	6-1	204	29	9	Utah	Corona, Calif.	FA-'25
34	Amar Johnson	RB	5-10	205	22	R	South Dakota State	O'Fallon, Mo.	FA-'25
35	Marcus Maye	S	6-0	207	32	9	Florida	Melbourne, Fla.	W (Mia)-'24
37	Isas Waxter	CB	6-1	205	24	R	Villanova	Newark, N.J.	FA-'25
41	Royce Freeman	RB	6-0	238	29	6	Oregon	Imperial, Calif.	FA-'25
49	Thomas Yassmin	TE	6-5	251	26	1	Utah	Sydney, New South Wales, Australia	FA (IPP)-'25
50	Emany Johnson	LB	6-2	218	25	1	Nevada	Richmond, Calif.	FA-'24
62	Sam Mustipher	C/G	6-3	306	30	6	Notre Dame	Owings Mills, Md.	FA-'25
67	Foster Sarell	T	6-6	322	27	4	Stanford	Tacoma, Wash.	FA-'25
71	Branson Taylor	G	6-6	330	23	R	Pittsburgh	Lorain, Ohio	D6a-'25
81	Dalevon Campbell	WR	6-4	220	24	R	South Carolina	Houston, Texas	FA-'25
82	JaQuae Jackson	WR	6-1	184	25	2	Rutgers	Pittsburgh, Pa.	FA-'25
88	Tanner McLachlan	TE	6-5	244	26	2	Arizona	Lethbridge, Alberta, Canada	FA-'25
94	TeRah Edwards	DL	6-2	305	24	R	Illinois	Columbus, Ohio	FA-'25
95	Kyle Peko	DL	6-1	305	32	6	Oregon State	La Habra, Calif.	FA-'25
97	Garmon Randolph	OLB	6-8	260	25	R	Baylor	Jefferson, Ga.	FA-'25

RESERVE/INJURED

No.	Name	Pos.	Ht.	Wt.	Age	Exp.	College	Hometown	How Acq.
22	Najee Harris	RB	6-1	242	27	5	Alabama	Antioch, Calif.	UFA (Pit)-'25
25	Junior Colson	LB	6-3	247	23	2	Michigan	Franklin, Tenn.	D3-'24
37	Jordan Oladokun	CB	6-0	190	23	R	Bowling Green State	Tampa, Fla.	FA-'25
39	Eric Rogers	CB	6-2	189	23	R	Rutgers	Burlington Township, N.J.	FA-'25
42	Tucker Fisk	TE	6-4	285	26	3	Stanford	Davis, Calif.	FA-'24
69	Josh Fuga	DL	6-2	313	24	R	Virginia Tech	Woodbridge, Va.	FA-'25
70	Rashawn Slater	T	6-4	315	26	5	Northwestern	Sugar Land, Texas	D1-'21
76	Joe Alt	T	6-8	322	22	2	Notre Dame	North Oaks, Minn.	D1-'24

RESERVE/PHYSICALLY UNABLE TO PERFORM

No.	Name	Pos.	Ht.	Wt.	Age	Exp.	College	Hometown	How Acq.
67	Savion Washington	T	6-9	340	23	R	Syracuse	Akron, Ohio	FA-'25

RESERVE/SUSPENDED BY COMMISSIONER-LESS THAN ONE YEAR

No.	Name	Pos.	Ht.	Wt.	Age	Exp.	College	Hometown	How Acq.
6	Denzel Perryman	LB	5-11	240	33	11	Miami	Coral Gables, Fla.	UFA (Hou)-'24

2025 LOS ANGELES CHARGERS ALPHABETICAL ROSTER

ACTIVE ROSTER

No.	Name	Pos.	Ht.	Wt.	DOB	Exp.	College	Hometown	How Acq.
13	Allen, Keenan	WR	6-2	211	4/27/92	13	California	Greensboro, N.C.	FA-'25
73	Becton Sr., Mekhi	G	6-7	363	4/18/99	6	Louisville	Highland Springs, Va.	UFA (Phi)-'25
75	Bozeman, Bradley	C	6-5	325	11/24/94	8	Alabama	Roanoke, Ala.	FA-'24
99	Caldwell, Jamaree	DL	6-1	340	8/30/00	R	Oregon	Newberry, S.C.	D3-'25
83	Conklin, Tyler	TE	6-3	248	7/30/95	8	Central Michigan	Chesterfield, Mich.	UFA (NYJ)-'25
12	Davis, Derius	WR	5-8	165	9/11/00	3	TCU	St. Francisville, La.	D4-'23
74	Deculus, Austin	T	6-5	321	3/12/99	3	Louisiana State	Mamou, La.	T (Hou)-'25
11	Dicker, Cameron	K	6-1	216	5/6/00	4	Texas	Austin, Texas	FA-'22
89	Dissly, Will	TE	6-4	265	7/8/96	8	Washington	Bozeman, Mont.	FA-'24
48	Dupree, Bud	OLB	6-4	269	2/12/93	11	Kentucky	Macon, Ga.	FA-'24
43	Dye, Troy	LB	6-3	225	9/18/96	6	Oregon	Norco, Calif.	UFA (Min)-'24
92	Eboigbe, Justin	DL	6-5	292	4/9/01	2	Alabama	Forest Park, Ga.	D4-'24
86	Gadsden, Oronde	TE	6-5	236	6/25/03	R	Syracuse	Plantation, Fla.	D5b-'25
8	Hampton, Omarion	RB	6-0	220	3/16/03	R	North Carolina	Clayton, N.C.	D1-'25
91	Hand, Da'Shawn	DL	6-3	302	11/14/95	8	Michigan State	Woodbridge, Va.	UFA (Mia)-'25
47	Harris, Josh	LS	6-1	224	4/27/89	14	Auburn	Carrollton, Ga.	UFA (Atl)-'22
9	Harris, Tre'	WR	6-3	210	2/28/02	R	Mississippi	Broussard, La.	D2-'25
66	Hart, Bobby	T	6-4	310	8/21/94	9	Florida State	Lauderhill, Fla.	FA-'25
20	Hart, Cam	CB	6-2	207	12/5/00	2	Notre Dame	Baltimore, Md.	D5b-'24
28	Haskins, Hassan	RB	6-2	228	11/26/99	4	Michigan	St. Louis, Mo.	W (Ten)-'24
0	Henley, Dalyan	LB	6-0	225	11/18/99	3	Washington State	Los Angeles, Calif.	D3-'23
10	Herbert, Justin	QB	6-6	236	3/10/98	6	Oregon	Eugene, Ore.	D1a-'20
26	Jackson, Donte	CB	5-10	180	11/8/95	8	Louisiana State	Metairie, La.	UFA (Pit)-'25
78	James, Andre	C	6-4	300	5/2/97	7	UCLA	Herriman, Utah	FA-'25
3	James Jr., Derwin	S	6-2	215	8/3/96	8	Florida State	Haines City, Fla.	D1-'18
23	Jefferson, Tony	S	5-11	212	1/27/92	11	Oklahoma	Chula Vista, Calif.	FA-'24
77	Johnson, Zion	G	6-3	316	11/18/99	4	Boston College	Bowie, Md.	D1-'22
1	Johnston, Quentin	WR	6-2	208	9/6/01	3	TCU	Temple, Texas	D1-'23
54	Kennard, Kyle	OLB	6-5	254	12/12/01	R	South Carolina	Atlanta, Ga.	D4-'25
84	Lambert-Smith, KeAndre	WR	6-1	182	10/16/01	R	Auburn	Norfolk, Va.	D5a-'25
5	Lance, Trey	QB	6-4	226	5/9/00	5	North Dakota State	Marshall, Minn.	UFA (Dal)-'25
33	Leonard, Deane	DB	6-0	195	11/20/99	4	Mississippi	Calgary, Alberta, Canada	D7a-'22
52	Mack, Khalil	OLB	6-3	269	2/22/91	12	Buffalo	Fort Pierce, Fla.	T (Chi)-'22
44	Matlock, Scott	FB/DL	6-4	296	6/28/00	3	Boise State	Homedale, Idaho	D6-'23
15	McConkey, Ladd	WR	6-0	185	11/11/01	2	Georgia	Chatsworth, Ga.	D2-'24
27	Mickens, RJ	S	6-0	210	7/10/01	R	Clemson	Southlake, Texas	D6b-'25
2	Molden, Elijah	DB	5-10	192	1/30/99	5	Washington	West Linn, Ore.	T (Ten)-'24
93	Ogbonnia, Otito	DL	6-4	320	8/25/00	4	UCLA	Houston, Texas	D5-'22
98	Oweh, Odafe	OLB	6-5	265	12/15/98	5	Penn State	Howell, N.J.	T (Bal)-'25
32	Patterson, Jaret	RB	5-8	195	12/23/99	2	Buffalo	Glendale, Md.	FA-'23
64	Penning, Trevor	OL	6-7	325	5/15/99	4	Northern Iowa	Clear Lake, Iowa	T (NO)-'25
53	Phillips, Del'Shawn	LB	6-2	230	10/9/96	6	Illinois	Highland Park, Ill.	UFA (Hou)-'25
79	Pipkins III, Trey	G/T	6-6	307	9/5/96	7	Sioux Falls	Apple Valley, Minn.	D3-'19
46	Reed, Nikko	CB	5-10	180	3/3/03	R	Oregon	Oakland, Calif.	FA-'25
68	Salyer, Jamaree	OL	6-4	325	7/13/00	4	Georgia	Atlanta, Ga.	D6a-'22
16	Scott, JK	P	6-5	208	10/30/95	7	Alabama	Denver, Colo.	FA-'22
29	Still, Tarheeb	CB	6-1	196	6/9/02	2	Maryland	Sicklerville, N.J.	D5a-'24
24	St-Juste, Benjamin	CB	6-3	200	9/8/97	4	Minnesota	Montreal, Quebec, Canada	UFA (Was)-'25
90	Tart, Teair	DL	6-2	315	2/28/97	6	Florida International	Philadelphia, Pa.	FA-'24
45	Tuipulotu, Tuli	OLB	6-3	266	9/3/02	3	Southern California	Hawthorne, Calif.	D2-'23
30	Vidal, Kimani	RB	5-8	215	8/28/01	2	Troy	Marietta, Ga.	D6-'24
58	Wax, Marlowe	LB	6-1	236	12/13/02	R	Syracuse	Baltimore, Md.	FA-'25
40	Williamson, Kendall	S	6-0	203	8/24/00	1	Stanford	Snellville, Ga.	FA-'24

PRACTICE SQUAD

No.	Name	Pos.	Ht.	Wt.	DOB	Exp.	College	Hometown	How Acq.
81	Campbell, Dalevon	WR	6-4	220	12/5/01	R	South Carolina	Houston, Texas	FA-'25
94	Edwards, TeRah	DL	6-2	305	6/3/01	R	Illinois	Columbus, Ohio	FA-'25
41	Freeman, Royce	RB	6-0	238	2/24/96	6	Oregon	Imperial, Calif.	FA-'25
82	Jackson, JaQuae	WR	6-1	184	1/30/00	2	Rutgers	Pittsburgh, Pa.	FA-'25
34	Johnson, Amar	RB	5-10	205	1/31/03	R	South Dakota State	O'Fallon, Mo.	FA-'25
50	Johnson, Emany	LB	6-2	218	11/17/00	1	Nevada	Richmond, Calif.	FA-'24
24	Maye, Marcus	S	6-0	207	3/9/93	9	Florida	Melbourne, Fla.	W (Mia)-'24
88	McLachlan, Tanner	TE	6-5	244	3/15/99	2	Arizona	Lethbridge, Alberta, Canada	FA-'25
62	Mustipher, Sam	C/G	6-3	306	8/13/96	6	Notre Dame	Owings Mills, Md.	FA-'25
95	Peko, Kyle	DL	6-1	305	7/23/93	6	Oregon State	La Habra, Calif.	FA-'25
97	Randolph, Garmon	OLB	6-8	260	10/5/00	R	Baylor	Jefferson, Ga.	FA-'25
67	Sarell, Foster	T	6-6	322	8/28/98	4	Stanford	Tacoma, Wash.	FA-'25
71	Taylor, Branson	G	6-6	330	2/13/02	R	Pittsburgh	Lorain, Ohio	D6a-'25
7	Uiagalelei, DJ	QB	6-4	252	4/17/01	R	Florida State	Inland Empire, Calif.	FA-'25
37	Waxter, Isas	CB	6-1	205	9/17/01	R	Villanova	Newark, N.J.	FA-'25
31	Williams, Marcus	S	6-1	204	9/8/96	9	Utah	Corona, Calif.	FA-'25
49	Yassmin, Thomas	TE	6-5	251	11/10/99	1	Utah	Sydney, New South Wales, Australia	FA (IPP)-'25

RESERVE/INJURED

No.	Name	Pos.	Ht.	Wt.	DOB	Exp.	College	Hometown	How Acq.
76	Alt, Joe	T	6-8	322	2/28/03	2	Notre Dame	North Oaks, Minn.	D1-'24
25	Colson, Junior	LB	6-3	247	12/6/02	2	Michigan	Franklin, Tenn.	D3-'24
42	Fisk, Tucker	TE	6-4	285	1/19/99	3	Stanford	Davis, Calif.	FA-'24
69	Fuga, Josh	DL	6-2	313	2/14/01	R	Virginia Tech	Woodbridge, Va.	FA-'25
22	Harris, Najee	RB	6-1	242	3/9/98	5	Alabama	Antioch, Calif.	UFA (Pit)-'25
37	Oladokun, Jordan	CB	6-0	190	7/29/02	R	Bowling Green State	Tampa, Fla.	FA-'25
39	Rogers, Eric	CB	6-2	189	4/2/02	R	Rutgers	Burlington Township, N.J.	FA-'25
70	Slater, Rashawn	T	6-4	315	3/26/99	5	Northwestern	Sugar Land, Texas	D1-'21

RESERVE/PHYSICALLY UNABLE TO PERFORM

No.	Name	Pos.	Ht.	Wt.	DOB	Exp.	College	Hometown	How Acq.
67	Washington, Savion	T	6-9	340	4/12/02	R	Syracuse	Akron, Ohio	FA-'25

RESERVE/SUSPENDED BY COMMISSIONER-LESS THAN ONE YEAR

No.	Name	Pos.	Ht.	Wt.	DOB	Exp.	College	Hometown	How Acq.
6	Perryman, Denzel	LB	5-11	240	12/5/92	11	Miami	Coral Gables, Fla.	UFA (Hou)-'24

HOW THE 2025 CHARGERS WERE BUILT

YEAR	NFL DRAFT	FREE AGENCY	TRADE/WAIVERS
2018	S Derwin James Jr. (1)		
2019	G/T Trey Pipkins III (3)		
2020	QB Justin Herbert (1a)		
2022	G Zion Johnson (1) DB Deane Leonard (7a) DL Otito Ogbornia (5) OL Jamaree Salyer (6a)	K Cameron Dicker LS Josh Harris (UFA-Atl) P JK Scott	OLB Khalil Mack (T-Chi)
2023	WR Derius Davis (4) LB Daiyan Henley (3) WR Quentin Johnston (1) FB/DL Scott Matlock (6) OLB Tuli Tuipulotu (2)	RB Jaret Patterson	
2024	DL Justin Eboigbe (4) CB Cam Hart (5b) WR Ladd McConkey (2) CB Tarheeb Still (5a) RB Kimani Vidal (6)	C Bradley Bozeman TE Will Dissly OLB Bud Dupree LB Troy Dye (UFA-Min) S Tony Jefferson DL Teair Tart S Kendall Williamson	RB Hassan Haskins (W-Ten) DB Elijah Molden (T-Ten)
2025	DL Jamaree Caldwell (3) TE Oronde Gadsden (5b) RB Omarion Hampton (1) WR Tre' Harris (2) OLB Kyle Kennard (4) WR KeAndre Lambert-Smith (5a) S RJ Mickens (6b)	WR Keenan Allen G Mekhi Becton (UFA-Phi) TE Tyler Conklin (UFA-NYJ) DL Da'Shawn Hand (UFA-Mia) T Bobby Hart CB Donte Jackson (UFA-Pit) C Andre James QB Trey Lance (UFA-Dal) LB Del'Shawn Phillips (UFA-Hou) CB Nikko Reed (UDFA) CB Benjamin St-Juste (UFA-Was) LB Marlowe Wax (UDFA)	T Austin Deculus (T-Hou) OLB Odafe Oweh (T-Bal) OL Trevor Penning (T-NO)

2025 LOS ANGELES CHARGERS COACHES

Head Coach Jim Harbaugh
Special Teams Coordinator Ryan Ficken
Defensive Coordinator Jesse Minter
Offensive Coordinator Greg Roman
Run Game Coordinator/Tight Ends Andy Bischoff
Linebackers NaVorro Bowman
Passing Game Coordinator Marcus Brady
Offensive Quality Control/Tight Ends Jeff Carpenter
Defensive Backs Steve Clinkscale
Quarterbacks Shane Day
Offensive Line Mike Devlin
Defensive Line Mike Elston
Safeties Adam Fuller
Assistant Special Teams Chris Gould
Offensive Assistant Josh Hammond
Assistant Offensive Line Nick Hardwick

Defensive Assistant Mike Hiestand
Wide Receivers Sanjay Lal
Running Backs Kiel McDonald
Senior Analyst Rick Minter
Defensive Quality Control Robert Muschamp
Alex G. Spanos Coaching Fellow Chuke Ndulue
Alex G. Spanos Coaching Fellow Justin Poindexter
Outside Linebackers Dylan Roney
Alex G. Spanos Coaching Fellow Maurquice Shakir
Alex G. Spanos Coaching Fellow Miles Taylor
Executive Director of Player Performance Ben Herbert
Head Strength & Conditioning Jonathan Brooks
Head Strength & Conditioning Devin Woodhouse
Director of Performance Analytics Ben Rabe
Performance Analyst Lincoln DeWolf

2025 LOS ANGELES CHARGERS DEPTH CHART

Depth Chart is unofficial and compiled by Chargers Communications

OFFENSE

WR	15	Ladd McConkey	13	Keenan Allen	12	Derius Davis	
LT	68	Jamaree Salyer	74	Austin Deculus			
LG	77	Zion Johnson	64	Trevor Penning			
C	75	Bradley Bozeman	78	Andre James			
RG	73	Mekhi Becton Sr.	66	Bobby Hart			
RT	79	Trey Pipkins III	66	Bobby Hart			
TE	86	<u>Oronde Gadsden</u>	89	Will Dissly	83	Tyler Conklin	
WR	1	Quentin Johnston	9	<u>Tre' Harris</u>	84	<u>KeAndre Lambert-Smith</u>	
QB	10	Justin Herbert	5	Trey Lance			
FB	44	Scott Matlock					
RB	30	Kimani Vidal	—OR—	8	Omarion Hampton	28	Hassan Haskins
						32	Jaret Patterson

DEFENSE

EDGE	52	Khalil Mack	48	Bud Dupree	54	<u>Kyle Kennard</u>	
DL	91	Da'Shawn Hand	92	Justin Eboigbe			
DL	<u>99</u>	<u>Jamaree Caldwell</u>	44	Scott Matlock			
DL	90	Teair Tart	93	Otito Ogbonnia			
EDGE	45	Tuli Tuipulotu	98	Odafe Oweh			
LB	0	Daiyan Henley	53	Del'Shawn Phillips			
LB	43	Troy Dye	<u>58</u>	<u>Marlowe Wax</u>			
CB	29	Tarheeb Still	24	Benjamin St-Juste			
S	3	Derwin James Jr.	23	Tony Jefferson	40	Kendall Williamson	
S	2	Elijah Molden	<u>27</u>	<u>RJ Mickens</u>			
CB	26	Donte Jackson	—OR—	20	Cam Hart	46	Nikko Reed

SPECIALISTS

K	11	Cameron Dicker				
P	16	JK Scott				
KO	11	Cameron Dicker				
H	16	JK Scott				
LS	47	Josh Harris				
KR	12	Derius Davis	<u>84</u>	<u>KeAndre Lambert-Smith</u>		
PR	12	Derius Davis	15	Ladd McConkey	29	Tarheeb Still

NOTE: Rookies are underlined

2025 LOS ANGELES CHARGERS PRONUNCIATION GUIDE

Austin **DECULUS** DECK-you-lus
 Justin **EBOIGBE** ee-BOYG-bee
TERAH Edwards TEE-rah
 Josh **FUGA** FOO-guh
ORONDE Gadsden uh-RON-day
OMARION Hampton oh-MARR-ee-on
NAJEE Harris NAH-jee
DAIYAN Henley DAY-on
JAQUAE Jackson JUH-quay

EMANY Johnson EE-mahn-ee
ZION Johnson ZEYE-uhn
 Sam **MUSTIPHER** MUST-iff-err
OTITO OGBONNIA oh-TEET-oh oh-BONE-yuh
 Jordan **OLADOKUN** OH-la-doe-kin
ODAFE OWEH uh-DAH-fay OH-way
 Jamaree **SALYER** SAL-yur
 Foster **SARELL** SUH-rell
RASHAWN Slater ruh-SHAWN

Benjamin **ST-JUSTE** saint-JUICE
TEAIR Tart TEE-air
TULI TUIPULOTU
 TOO-lee TOO-ee-poo-LOW-too
 DJ **UIAGALELEI** oo-ee-AHN-guh-luh-lay
 Kimani **VIDAL** VIE-dell
 Thomas **YASSMIN** YAZ-min

2025 TRANSACTIONS BY DATE

Jan. 13	Signed G Karsen Barnhart, TE McCallan Castles, WR Dez Fitzpatrick, DL Christopher Hinton, LB Jeremiah Jean-Baptiste, WR Jaylen Johnson, OLB Tre'Mon Morris-Brash, OLB Caleb Murphy, RB Jaret Patterson and S Kendall Williamson to Reserve/Future contracts.	Aug. 5	Placed DL Josh Fuga on Reserve/Injured.	Sept. 9	Signed LB Kana'i Mauga to practice squad. Released RB Nyheim Hines from practice squad.
Jan. 14	Signed LB Emany Johnson to Reserve/Future contract.	Aug. 6	Signed WR Keenan Allen. Waived TE McCallan Castles.	Sept. 10	Reached injury settlement with WR Jalen Reagor.
Feb. 20	Signed DB Elijah Molden to contract extension.	Aug. 7	Signed TE Thomas Yassmin. Waived/Injured TE Jordan Petaia.	Sept. 15	Placed LB Denzel Perryman on Reserve/Injured. Signed LS Rick Lovato to active roster. Activated S Tony Jefferson (standard elevation) and LB Kana'i Mauga (standard elevation) from practice squad.
March 5	Extended exclusive rights tender to TE Tucker Fisk.	Aug. 8	Placed TE Jordan Petaia on Reserve/Injured.	Sept. 16	Reverted S Tony Jefferson and LB Kana'i Mauga to practice squad.
March 6	Released OLB Joey Bosa.	Aug. 9	Signed T David Sharpe. Placed T Rashawn Slater on Reserve/Injured.	Sept. 17	Placed OLB Khalil Mack on Reserve/Injured.
March 10	Released RB Gus Edwards.	Aug. 14	Signed CB Harrison Hand and CB Nehemiah Shelton. Waived/Injured WR Dez Fitzpatrick and CB Jordan Oladokun.	Sept. 18	Signed S Tony Jefferson to active roster. Signed OLB Clelin Ferrel and OLB Rashad Weaver to practice squad.
March 13	Re-signed LB Troy Dye, OLB Khalil Mack and LB Denzel Perryman.	Aug. 15	Placed WR Dez Fitzpatrick and CB Jordan Oladokun on Reserve/Injured. Placed WR Mike Williams on Reserve/Left Squad. Reached injury settlement with TE Jordan Petaia.	Sept. 20	Activated LB Emany Johnson (standard elevation) from practice squad.
March 14	Signed RB Najee Harris and WR Mike Williams.	Aug. 18	LB Del'Shawn Phillips passed physical.	Sept. 22	Reverted LB Emany Johnson to practice squad.
March 15	Signed G Mekhi Becton, DL Da'Shawn Hand and CB Donte Jackson.	Aug. 21	Reached injury settlement with WR Dez Fitzpatrick.	Sept. 24	Placed RB Najee Harris on Reserve/Injured.
March 17	Re-signed WR Jalen Reagor. Signed CB Benjamin St-Juste.	Aug. 26	Traded 2027 conditional seventh-round selection to Houston for T Austin Deculus. Reverted RB Najee Harris to active roster. Placed LS Josh Harris and DB Deane Leonard on Reserve/Injured; Designated for Return. Placed LB Junior Colson on Reserve/Injured. Released CB Harrison Hand, QB Taylor Heinicke, RB Nyheim Hines, S Tony Jefferson, LB Del'Shawn Phillips, WR Jalen Reagor and T David Sharpe. Waived G Karsen Barnhart, DB Trikweze Bridges, WR Dalevon Campbell, DL TeRah Edwards, WR Luke Grimm, OLB Kylan Guidry, DL Christopher Hinton, WR JaQuae Jackson, LB Emany Johnson, G Nash Jones, C Josh Kaltenberger, TE Stevo Klotz, LB Kana'i Mauga, OLB Tre'Mon Morris-Brash, T Ryan Nelson, DB Myles Purchase, OLB Garmon Randolph, WR Brenden Rice, RB Raheim Sanders, CB Nehemiah Shelton, DL Nesta Jade Silvera, T Corey Stewart, G Branson Taylor, QB DJ Uiagalelei, RB Kimani Vidal and TE Thomas Yassmin. Waived/Injured S Jaylen Jones. Waived/Injured and reached injury settlement with WR Jaylen Johnson and RB Jaret Patterson.	Sept. 27	Activated T Foster Sarell (standard elevation) and RB Kimani Vidal (standard elevation) from practice squad.
March 18	Re-signed C Bradley Bozeman and DL Teair Tart. Signed DL Naquan Jones and LB Del'Shawn Phillips.			Sept. 29	Reverted T Foster Sarell and RB Kimani Vidal to practice squad.
March 19	Re-signed QB Taylor Heinicke and P JK Scott. Signed C Andre James.			Sept. 30	Signed OL Michael Dunn and CB Isas Waxter to practice squad. Released DB Myles Purchase and OLB Rashad Weaver from practice squad.
March 24	Signed TE Tyler Conklin.			Oct. 1	Signed T Foster Sarell to active roster. Signed T Bobby Hart to practice squad.
April 2	Re-signed S Tony Jefferson.			Oct. 2	Signed C/G Sam Mustipher to practice squad. Released C Josh Kaltenberger from practice squad.
April 3	Signed TE Jordan Petaia.			Oct. 4	Activated OLB Clelin Ferrell (standard elevation) and RB Kimani Vidal (standard elevation) from practice squad.
April 8	Signed QB Trey Lance.			Oct. 6	Reverted OLB Clelin Ferrell and RB Kimani Vidal to practice squad.
April 22	Re-signed TE Tucker Fisk.			Oct. 7	Signed C Josh Kaltenberger and WR Jalen Reagor to practice squad. Released OL Michael Dunn and LB Kana'i Mauga from practice squad.
May 9	Signed DB Trikweze Bridges, DL Jamaree Caldwell, DL TeRah Edwards, DL Josh Fuga, TE Oronde Gadsden, WR Luke Grimm, OLB Kylan Guidry, S Jaylen Jones, G Nash Jones, C Josh Kaltenberger, OLB Kyle Kennard, TE Stevo Klotz, WR KeAndre Lambert-Smith, S RJ Mickens, CB Jordan Oladokun, DB Myles Purchase, OLB Garmon Randolph, CB Nikko Reed, CB Eric Rogers, RB Raheim Sanders, T Corey Stewart, G Branson Taylor, QB DJ Uiagalelei, T Savion Washington and LB Marlowe Wax. Waived OLB Chris Collins.			Oct. 8	Traded S Alohi Gilman and 2026 fifth-round selection to Baltimore for OLB Odafe Oweh and 2027 seventh-round pick. Designated LB Denzel Perryman for return from Reserve/Injured. Placed RB Omarion Hampton on Reserve/Injured. Signed RB Kimani Vidal to active roster. Signed RB Nyheim Hines to practice squad.
May 12	Signed WR Dalevon Campbell. Waived C/G Bucky Williams.	Aug. 27	Placed S Jaylen Jones on Reserve/Injured. Signed G Karsen Barnhart, DL TeRah Edwards, CB Harrison Hand, RB Nyheim Hines, WR JaQuae Jackson, S Tony Jefferson, LB Emany Johnson, C Josh Kaltenberger, LS Rick Lovato, DB Myles Purchase, OLB Garmon Randolph, WR Jalen Reagor, T David Sharpe, G Branson Taylor, QB DJ Uiagalelei, RB Kimani Vidal, TE Thomas Yassmin to practice squad.	Oct. 11	Placed DL Da'Shawn Hand on Reserve/Injured. Signed T Bobby Hart to active roster. Activated RB Nyheim Hines (standard elevation) and T David Sharpe (standard elevation) from practice squad.
May 13	Signed LB Kana'i Mauga. Waived LB Jeremiah Jean-Baptiste.			Oct. 13	Reverted RB Nyheim Hines and T David Sharpe to practice squad.
May 19	Signed RB Omarion Hampton.	Aug. 28	Placed CB Eric Rogers on Reserve/Injured. Signed LB Del'Shawn Phillips. Signed T Foster Sarell to practice squad. Released T David Sharpe from practice squad.	Oct. 14	Signed RB Jaret Patterson to practice squad. Released OLB Clelin Ferrell from practice squad.
June 4	Signed OLB Bud Dupree to contract extension.	Aug. 29	Signed T David Sharpe to practice squad. Released CB Harrison Hand from practice squad.	Oct. 15	Designated OLB Khalil Mack for return from Reserve/Injured. Signed WR Dalevon Campbell and DB Myles Purchase to practice squad. Released C Josh Kaltenberger from practice squad.
June 17	Signed OL Elijah Ellis. Waived T Tyler McLellan.	Aug. 30	Signed WR Luke Grimm and RB Amar Johnson to practice squad. Placed WR Jalen Reagor on Practice Squad; Injured. Released G Karsen Barnhart from practice squad. Reached injury settlement with S Jaylen Jones.	Oct. 17	Released LS Rick Lovato.
July 14	Declared WR Jaylen Johnson, DB Elijah Molden, LB Del'Shawn Phillips, T Savion Washington and WR Mike Williams Physically Unable to Perform.				
July 17	Signed T Ryan Nelson. WR Mike Williams given exempt status.				
July 18	Signed WR Tre' Harris. Declared Non-Football Injury for RB Najee Harris.				
July 20	WR Jaylen Johnson and DB Elijah Molden passed physical.				
July 22	Signed RB Nyheim Hines. Waived/Failed Physical T Savion Washington.				
July 23	Placed T Savion Washington on Reserve/Physically Unable to Perform.				
July 26	Signed WR JaQuae Jackson. Waived OL Elijah Ellis.				
July 27	Signed T Rashawn Slater to contract extension.	Sept. 5	Activated LS Rick Lovato (standard elevation) and T Foster Sarell (standard elevation) from practice squad.		
Aug. 4	Signed DL Nesta Jade Silvera. Waived/Injured DL Josh Fuga.	Sept. 6	Reverted LS Rick Lovato and T Foster Sarell to practice squad.		

2025 TRANSACTIONS BY DATE

Oct. 18	Activated OLB Khalil Mack and LB Denzel Perryman from Reserve/Injured; Designated for Return. Waived OLB Caleb Murphy. Signed LS Rick Lovato to practice squad. Released WR Jalen Reagor from practice squad. Activated RB Nyheim Hines (standard elevation) and LS Rick Lovato (standard elevation) from practice squad.	Nov. 5	Placed T Joe Alt on Reserve/Injured. Designated DL Da'Shawn Hand for return from Reserve/Injured. Signed LS Peter Bowden to practice squad.	Dec. 8	Activated RB Omarion Hampton, RB Hassan Haskins and DL Otito Ogbonnia from Reserve/Injured; Designated for Return. Placed TE Tucker Fisk on Reserve/Injured. Waived DL Naquan Jones and RB Jaret Patterson. Activated WR Dalevon Campbell (standard elevation) from practice squad.
Oct. 20	Reverted RB Nyheim Hines and LS Rick Lovato to practice squad.	Nov. 8	Activated DL Da'Shawn Hand, LS Josh Harris and DB Deane Leonard from Reserve/Injured; Designated for Return. Activated RB Jaret Patterson (standard elevation) and RB Trayveon Williams (standard elevation) from practice squad.	Dec. 9	Reverted WR Dalevon Campbell to practice squad. Released DL Kyle Peko from practice squad.
Oct. 21	Placed DL Otito Ogbonnia on Reserve/Injured. Signed LS Rick Lovato to active roster. Signed RB Trayveon Williams to practice squad.	Nov. 10	Reverted RB Jaret Patterson and RB Trayveon Williams to practice squad.	Dec. 10	Signed RB Jaret Patterson and DL Kyle Peko to practice squad.
Oct. 23	Activated RB Nyheim Hines (standard elevation) and RB Jaret Patterson (standard elevation) from practice squad.	Nov. 11	Released LS Peter Bowden from practice squad.	Dec. 11	Signed TE Tanner McLachlan to practice squad. Released C Josh Kaltenberger from practice squad.
Oct. 24	Reverted RB Nyheim Hines and RB Jaret Patterson to practice squad.	Nov. 12	Signed WR Luke Grimm to practice squad.	Dec. 13	Activated WR Dalevon Campbell (standard elevation) and S Marcus Williams (standard elevation) from practice squad.
Oct. 28	Signed DL Kyle Peko and S Marcus Williams to practice squad. Released WR Luke Grimm and RB Nyheim Hines from practice squad.	Nov. 15	Activated RB Amar Johnson (standard elevation) and RB Trayveon Williams (standard elevation) from practice squad.	Dec. 15	Reverted WR Dalevon Campbell and S Marcus Williams to practice squad.
Nov. 1	Placed RB Hassan Haskins on Reserve/Injured. Activated RB Amar Johnson (standard elevation) and RB Jaret Patterson (standard elevation) from practice squad.	Nov. 17	Reverted RB Amar Johnson and RB Trayveon Williams to practice squad.	Dec. 16	Signed C Josh Kaltenberger and S Marcus Maye to practice squad. Released RB Royce Freeman and TE Tanner McLachlan from practice squad.
Nov. 3	Reverted RB Amar Johnson and RB Jaret Patterson to practice squad.	Nov. 25	Designated RB Omarion Hampton and DL Otito Ogbonnia for return from Reserve/Injured.	Dec. 18	Signed TE Tanner McLachlan to practice squad. Released C Josh Kaltenberger from practice squad.
Nov. 4	Traded 2027 sixth-round selection to New Orleans for OL Trevor Penning. Traded DB Ja'Sir Taylor to N.Y. Jets for 2028 conditional seventh-round pick. Placed LS Rick Lovato on Reserve/Retired. Released DB Myles Purchase from practice squad.	Nov. 29	Signed RB Jaret Patterson to active roster. Waived T Foster Sarell. Activated RB Trayveon Williams (standard elevation) from practice squad.	Dec. 20	Activated G Branson Taylor (standard elevation) and S Marcus Williams (standard elevation) from practice squad.
		Dec. 1	Reverted RB Trayveon Williams to practice squad. Signed RB Royce Freeman to practice squad.	Dec. 22	Placed LB Denzel Perryman on Reserve/Suspended By Commissioner-Less than One Year. Reverted G Branson Taylor and S Marcus Williams to practice squad.
		Dec. 2	Signed C Josh Kaltenberger and T Foster Sarell to practice squad. Released WR Luke Grimm and T David Sharpe from practice squad.	Dec. 23	Signed RB Jaret Patterson to active roster. Signed RB Royce Freeman to practice squad.
		Dec. 3	Designated RB Hassan Haskins for return from Reserve/Injured.		

2025 TRANSACTIONS BY PLAYER

Allen, Keenan — WR

Aug. 6 Signed

Alt, Joe — T

Nov. 5 Placed on Reserve/Injured

Barnhart, Karsen — G

Jan. 13 Signed to Reserve/Future contract

Aug. 26 Waived

Aug. 27 Signed to practice squad

Aug. 30 Released from practice squad

Becton, Mekhi — G

March 15 Signed

Bosa, Joey — OLB

March 6 Released

Bowden, Peter — LS

Nov. 5 Signed to practice squad

Nov. 11 Released from practice squad

Bozeman, Bradley — C

March 18 Re-signed

Bridges, Trikweze — DB

May 9 Signed

Aug. 26 Waived

Caldwell, Jamaree — DL

May 9 Signed

Campbell, Dalevon — WR

May 12 Signed

Aug. 26 Waived

Oct. 15 Signed to practice squad

Dec. 8 Activated from practice squad (standard elevation)

Dec. 9 Reverted to practice squad

Dec. 13 Activated from practice squad (standard elevation)

Dec. 15 Reverted to practice squad

Castles, McCallan — TE

Jan. 13 Signed to Reserve/Future contract

Aug. 6 Waived

Collins, Chris — OLB

May 9 Waived

Colson, Junior — LB

Aug. 26 Placed on Reserve/Injured

Conklin, Tyler — TE

March 24 Signed

Deculus, Austin — T

Aug. 26 Traded for from Houston

Dunn, Michael — OL

Sept. 30 Signed to practice squad

Oct. 7 Released from practice squad

Dupree, Bud — OLB

June 4 Signed contract extension

Dye, Troy — LB

March 13 Signed

Edwards, Gus — RB

March 10 Released

Edwards, TeRah — DL

May 9 Signed

Aug. 26 Waived

Aug. 27 Signed to practice squad

Ellis, Elijah — OL

May 9 Signed

July 26 Waived

Ferrel, Clelin — OLB

Sept. 18 Signed to practice squad

Oct. 4 Activated from practice squad (standard elevation)

Oct. 6 Reverted to practice squad

Oct. 14 Released from practice squad

Fisk, Tucker — TE

March 5 Extended exclusive rights tender

April 22 Re-signed

Dec. 8 Placed on Reserve/Injured

Fitzpatrick, Dez — WR

Jan. 13 Signed to Reserve/Future contract

Aug. 14 Waived/Injured

Aug. 15 Placed on Reserve/Injured

Aug. 21 Reached injury settlement

Freeman, Royce — RB

Dec. 1 Signed to practice squad

Dec. 16 Released from practice squad

Dec. 23 Signed to practice squad

Fuga, Josh — DL

May 9 Signed

Aug. 4 Waived/Injured

Aug. 5 Placed on Reserve/Injured

Gadsden, Oronde — TE

May 9 Signed

Gilman, Alohi — S

Oct. 8 Traded to Baltimore

Grimm, Luke — WR

May 9 Signed

Aug. 26 Waived

Aug. 30 Signed to practice squad

Oct. 28 Released from practice squad

Nov. 12 Signed to practice squad

Dec. 2 Released from practice squad

Guidry, Kylan — OLB

May 9 Signed

Aug. 26 Waived

Hampton, Omarion — RB

May 19 Signed

Oct. 8 Placed on Reserve/Injured

Nov. 25 Designated for return from Reserve/Injured

Dec. 8 Activated from Reserve/Injured; Designated for Return

Hand, Da'Shawn — DL

March 15 Signed

Oct. 11 Placed on Reserve/Injured

Nov. 5 Designated for return from Reserve/Injured

Nov. 8 Activated from Reserve/Injured; Designated for Return

Harrison, Hand — CB

Aug. 14 Signed

Aug. 26 Released

Aug. 27 Signed to practice squad

Aug. 29 Released from practice squad

Harris, Josh — LS

Aug. 26 Placed on Reserve/Injured; Designated for Return

Nov. 8 Activated from Reserve/Injured; Designated for Return

Harris, Najee — RB

March 14 Signed

July 18 Declared Non-Football Injury

Aug. 27 Reverted to active roster

Sept. 24 Placed on Reserve/Injured

Harris, Tre' — WR

July 18 Signed

Hart, Bobby — T

Oct. 1 Signed to practice squad

Oct. 11 Signed to active roster

Haskins, Hassan — RB

Nov. 1 Placed on Reserve/Injured

Dec. 3 Designated for return from Reserve/Injured

Dec. 8 Activated from Reserve/Injured; Designated for Return

Heinicke, Taylor — QB

March 19 Re-signed

Aug. 26 Released

Hines, Nyheim — RB

July 22 Signed

Aug. 26 Released

Aug. 27 Signed to practice squad

Sept. 9 Released from practice squad

Oct. 8 Signed to practice squad

Oct. 11 Activated from practice squad (standard elevation)

Oct. 13 Reverted to practice squad

Oct. 18 Activated from practice squad (standard elevation)

Oct. 20 Reverted to practice squad

Oct. 23 Activated from practice squad (standard elevation)

Oct. 24 Reverted to practice squad

Oct. 28 Released from practice squad

Hinton, Christopher — DL

Jan. 13 Signed to Reserve/Future contract

Aug. 26 Waived

Jackson, Donte — CB

March 15 Signed

Jackson, JaQuae — WR

July 26 Signed

Aug. 26 Waived

Aug. 27 Signed to practice squad

James, Andre — C

March 19 Signed

Jean-Baptiste, Jeremiah — LB

Jan. 13 Signed to Reserve/Future contract

May 13 Waived

Jefferson, Tony — S

April 2 Signed

Aug. 26 Released

Aug. 27 Signed to practice squad

Sept. 15 Activated from practice squad (standard elevation)

Sept. 16 Reverted to practice squad

Sept. 18 Signed to active roster

Johnson, Amar — RB

Aug. 30 Signed to practice squad

Nov. 1 Activated from practice squad (standard elevation)

Nov. 3 Reverted to practice squad

Nov. 15 Activated from practice squad (standard elevation)

Nov. 17 Reverted to practice squad

Johnson, Emany — LB

Jan. 13 Signed to Reserve/Future contract

Aug. 26 Waived

Aug. 27 Signed to practice squad

Sept. 20 Activated from practice squad (standard elevation)

Sept. 22 Reverted to practice squad

Johnson, Jaylen — WR

Jan. 13 Signed to Reserve/Future contract

July 14 Declared Physically Unable to Perform

July 20 Passed physical

Aug. 26 Waived/Injured and reached injury settlement

Jones, Jaylen — S

May 9 Signed

Aug. 26 Waived/Injured

Aug. 27 Placed on Reserve/Injured

Aug. 30 Reached injury settlement

Jones, Naquan — DL

March 18 Signed

Dec. 8 Waived

Jones, Nash — G

May 9 Signed

Aug. 26 Waived

2025 TRANSACTIONS BY PLAYER

Kaltenberger, Josh — C

May 9 Signed
Aug. 26 Waived
Aug. 27 Signed to practice squad
Oct. 2 Released from practice squad
Oct. 7 Signed to practice squad
Oct. 15 Released from practice squad
Dec. 2 Signed to practice squad
Dec. 11 Released from practice squad
Dec. 16 Signed to practice squad
Dec. 18 Released from practice squad

Kennard, Kyle — OLB

May 9 Signed

Klotz, Stevo — TE

May 9 Signed
Aug. 26 Waived

Lambert-Smith, KeAndre — WR

May 9 Signed

Lance, Trey — QB

April 8 Signed

Leonard, Deane — DB

Aug. 26 Placed on Reserve/Injured; Designated for Return
Nov. 8 Activated from Reserve/Injured; Designated for Return

Lovato, Rick — LS

Aug. 27 Signed to practice squad
Sept. 5 Activated from practice squad (standard elevation)
Sept. 6 Reverted to practice squad
Sept. 15 Signed to active roster
Oct. 17 Released
Oct. 18 Signed to practice squad
Oct. 18 Activated from practice squad (standard elevation)
Oct. 20 Reverted to practice squad
Oct. 21 Signed to active roster
Nov. 4 Placed on Reserve/Retired

Mack, Khalil — OLB

March 13 Re-signed
Sept. 17 Placed on Reserve/Injured
Oct. 15 Designated for return from Reserve/Injured
Oct. 18 Activated from Reserve/Injured; Designated for Return

Mauga, Kana'i — LB

May 13 Signed
Aug. 26 Waived
Sept. 9 Signed to practice squad
Sept. 15 Activated from practice squad (standard elevation)
Sept. 16 Reverted to practice squad
Oct. 7 Released from practice squad

Maye, Marcus — S

Dec. 16 Signed to practice squad

McLachlan, Tanner — TE

Dec. 11 Signed to practice squad
Dec. 16 Released from practice squad
Dec. 18 Signed to practice squad

McLellan, Tyler — T

June 17 Waived

Mickens, RJ — S

May 9 Signed

Molden, Elijah — DB

Feb. 20 Signed contract extension
July 14 Declared Physically Unable to Perform
July 20 Passed physical

Morris-Brash, Tre'Mon — OLB

Jan. 13 Signed to Reserve/Future contract
Aug. 26 Waived

Murphy, Caleb — OLB

Jan. 13 Signed to Reserve/Future contract
Oct. 18 Waived

Mustipher, Sam — C/G

Oct. 2 Signed to practice squad

Nelson, Ryan — T

July 17 Signed
Aug. 26 Waived

Ogbonnia, Otito — DL

Oct. 21 Placed on Reserve/Injured
Nov. 25 Designated for return from Reserve/Injured
Dec. 8 Activated from Reserve/Injured; Designated for Return

Oladokun, Jordan — CB

May 9 Signed
Aug. 14 Waived/Injured
Aug. 15 Placed on Reserve/Injured

Oweh, Odafe — OLB

Oct. 8 Traded for from Baltimore

Patterson, Jaret — RB

Jan. 13 Signed to Reserve/Future contract
Aug. 26 Waived/Injured and reached injury settlement

Oct. 14 Signed to practice squad
Oct. 23 Activated from practice squad (standard elevation)

Oct. 24 Reverted to practice squad
Nov. 1 Activated from practice squad (standard elevation)

Nov. 3 Reverted to practice squad
Nov. 8 Activated from practice squad (standard elevation)

Nov. 10 Reverted to practice squad

Nov. 29 Signed to active roster

Dec. 8 Waived

Dec. 10 Signed to practice squad

Dec. 23 Signed to active roster

Peko, Kyle — DL

Oct. 28 Signed to practice squad
Dec. 9 Released from practice squad
Dec. 10 Signed to practice squad

Penning, Trevor — OL

Nov. 4 Traded for from New Orleans

Perryman, Denzel — LB

March 13 Re-signed
Sept. 15 Placed on Reserve/Injured
Oct. 8 Designated for return from Reserve/Injured
Oct. 18 Activated from Reserve/Injured; Designated for Return
Dec. 22 Placed on Reserve/Suspended By Commissioner-Less than One Year

Petaia, Jordan — TE

April 3 Signed
Aug. 7 Waived/Injured
Aug. 8 Placed on Reserve/Injured
Aug. 15 Reached injury settlement

Phillips, Del'Shawn — LB

March 18 Signed
July 14 Declared Physically Unable to Perform
Aug. 18 Passed physical
Aug. 26 Released
Aug. 28 Signed

Purchase, Myles — DB

May 9 Signed
Aug. 26 Waived
Aug. 27 Signed to practice squad
Sept. 30 Released from practice squad
Oct. 15 Signed to practice squad
Nov. 4 Released from practice squad

Randolph, Garmon — OLB

May 9 Signed
Aug. 26 Waived
Aug. 27 Signed to practice squad

Reagor, Jalen — WR

March 17 Re-signed
Aug. 26 Released
Aug. 27 Signed to practice squad
Aug. 30 Placed on Practice Squad; Injured
Sept. 10 Reached injury settlement
Oct. 7 Signed to practice squad
Oct. 18 Released from practice squad

Reed, Nikko — CB

May 9 Signed

Rice, Brenden — WR

Aug. 26 Waived

Rogers, Eric — CB

May 9 Signed
Aug. 28 Placed on Reserve/Injured

Sanders, Raheim — CB

May 9 Signed
Aug. 26 Waived

Sarell, Foster — T

Aug. 28 Signed to practice squad
Sept. 5 Activated from practice squad (standard elevation)
Sept. 6 Reverted to practice squad
Sept. 27 Activated from practice squad (standard elevation)
Sept. 29 Reverted to practice squad
Oct. 1 Signed to active roster
Nov. 29 Waived
Dec. 2 Signed to practice squad

Scott, JK — P

March 19 Signed

Sharpe, David — T

Aug. 9 Signed
Aug. 26 Released
Aug. 27 Signed to practice squad
Aug. 28 Released from practice squad
Aug. 29 Signed to practice squad
Oct. 11 Activated from practice squad (standard elevation)
Oct. 13 Reverted to practice squad
Dec. 2 Released from practice squad

Shelton, Nehemiah — CB

Aug. 14 Signed
Aug. 26 Waived

Silvera, Nesta Jade — DL

Aug. 4 Signed
Aug. 26 Waived

Slater, Rashawn — T

July 27 Signed contract extension
Aug. 9 Placed on Reserve/Injured

Stewart, Corey — T

May 9 Signed
Aug. 26 Waived

St-Juste, Benjamin — CB

March 17 Signed

Tart, Teair — DL

March 18 Re-signed

Taylor, Branson — G

May 9 Signed
Aug. 26 Waived
Aug. 27 Signed to practice squad
Dec. 20 Activated from practice squad (standard elevation)
Dec. 22 Reverted to practice squad

Taylor, Ja'Sir — DB

Nov. 4 Traded to N.Y. Jets

Uiagalelei, DJ — QB

May 9 Signed
Aug. 26 Waived
Aug. 27 Signed to practice squad

2025 TRANSACTIONS BY PLAYER

Vidal, Kimani — RB

Aug. 26 Waived
 Aug. 27 Signed to practice squad
 Sept. 27 Activated from practice squad (standard elevation)
 Sept. 29 Reverted to practice squad
 Oct. 4 Activated from practice squad (standard elevation)
 Oct. 6 Reverted to practice squad
 Oct. 8 Signed to active roster

Washington, Savion — T

May 9 Signed
 July 14 Declared Physically Unable to Perform
 July 22 Waived/Failed Physical
 July 23 Placed on Reserve/Physically Unable to Perform

Wax, Marlowe — LB

May 9 Signed

Waxter, Isas — CB

Sept. 30 Signed to practice squad

Weaver, Rashad — OLB

Sept. 18 Signed to practice squad
 Sept. 30 Released from practice squad

Williams, Bucky — C/G

May 12 Waived

Williams, Marcus — S

Oct. 28 Signed to practice squad
 Dec. 13 Activated from practice squad (standard elevation)
 Dec. 15 Reverted to practice squad
 Dec. 20 Activated from practice squad (standard elevation)
 Dec. 22 Reverted to practice squad

Williams, Mike — WR

March 14 Signed
 July 14 Declared Physically Unable to Perform
 July 17 Placed on Exempt/Left Squad
 Aug. 15 Placed on Reserve/Left Squad

Williams, Trayveon — RB

Oct. 21 Signed to practice squad
 Nov. 8 Activated from practice squad (standard elevation)
 Nov. 10 Reverted to practice squad
 Nov. 15 Activated from practice squad (standard elevation)
 Nov. 17 Reverted to practice squad
 Nov. 29 Activated from practice squad (standard elevation)
 Dec. 1 Reverted to practice squad

Williamson, Kendall — S

Jan. 13 Signed to Reserve/Future contract

Yassmin, Thomas — TE


Aug. 7 Signed
 Aug. 26 Waived
 Aug. 27 Signed to practice squad

MEDIA INFORMATION



SoFi
Stadium

SEATING MAP



CHARGERS.COM

GAME-DAY MEDIA PARKING: Media attending Chargers home games have been assigned reserved areas to park at SoFi Stadium. All parking will be distributed electronically. As a reminder, parking is limited and is being provided as a courtesy.

MEDIA ENTRANCE: All credentialed media must enter through southeast media gate between entries 10 & 11 near Media Will Call and are subject to search procedures. Please be prepared to open all cases and bags for inspection by SoFi Stadium security personnel. All items will be inspected and tagged for security purposes. Please make sure bags are identifiable and limit carry-in items to only what is necessary. Please remove any security tags from prior games.

PRESS WILL CALL

Press Will Call is located at the southeast media gate between entries 10 & 11.

PRESS BOX

Media can access the press box by entering SoFi Stadium through the southeast media gate. Once on the concourse, turn left and walk along the concourse around the South end zone until reaching elevators in the southwest corner of the stadium. Take the elevators up to level 7 to access the press box.

CHARGERS MEDIA SITE

Chargers.com/media is available to assist media with coverage leading up to each game of the 2024 season. The media site contains digital copies of all press materials. Credential requests on the site must be submitted by the sports director, sports editor or photo editor to be considered.

CHARGERS GAME RELEASE

Stats and notes in Los Angeles Chargers Game Releases are found utilizing a variety of sources, including STATS LLC, Sportradar, Stathead and the Elias Sports Bureau.

LOS ANGELES CHARGERS COMMUNICATIONS CONTACTS

NAME	TITLE	EMAIL
Josh Rupprecht	Senior Vice President, Communications & Brand Messaging	Josh.Rupprecht@Chargers.NFL.com
Jennifer Rojas	Vice President, Marketing Communications & Alumni Affairs	Jennifer.Rojas@Chargers.NFL.com
Brock Anderson	Director, Football Communications	Brock.Anderson@Chargers.NFL.com
Lauren Georgeson	Senior Manager, Corporate Marketing & Communications	Lauren.Georgeson@Chargers.NFL.com
Leonie Strehl	Senior Coordinator, Marketing Communications & Alumni Affairs	Leonie.Strehl@Chargers.NFL.com
Ricky Martinez	Coordinator, Football Communications	Ricky.Martinez@Chargers.NFL.com
Sophia Cooper	Seasonal Assistant, Communications	Sophia.Cooper@Chargers.NFL.com
Timothy Longoria	Seasonal Assistant, Communications	Timothy.Longoria@Chargers.NFL.com

SUPPLEMENTAL STATS

ALL-TIME SERIES HISTORY

Franchise	REGULAR SEASON						POSTSEASON					PRESEASON		
	W	L	T	Pct.	PF	PA	W	L	Pct.	PF	PA	W	L	T
Arizona Cardinals ¹	11	5	0	.688	407	318	0	0	—			14	11	0
Atlanta Falcons	5	8	0	.385	187	260	0	0	—			4	2	0
Baltimore Ravens	5	10	0	.333	275	337	1	0	1.000	23	17	0	0	0
Buffalo Bills	24	12	2	.667	938	660	1	2	.333	27	57	0	1	0
Carolina Panthers	2	6	0	.250	135	171	0	0	—			0	0	0
Chicago Bears	7	7	0	.500	279	233	0	0	—			4	3	0
Cincinnati Bengals	23	14	0	.622	905	805	1	1	.500	34	37	0	0	0
Cleveland Browns ²	20	9	1	.683	727	582	0	0	—			1	0	1
Dallas Cowboys	6	8	0	.429	329	313	0	0	—			9	9	0
Denver Broncos	58	72	1	.446	2,812	2,784	0	1	.000	17	24	5	2	0
Detroit Lions	7	6	0	.538	292	304	0	0	—			1	1	0
Green Bay Packers	2	11	0	.154	232	376	0	0	—			2	1	1
Houston Texans	6	3	0	.667	247	192	0	1	.000	12	32	1	0	0
Indianapolis Colts ³	18	11	0	.621	690	514	2	1	.667	71	76	2	2	0
Jacksonville Jaguars	9	5	0	.643	391	290	0	0	—			0	0	0
Kansas City Chiefs ⁴	59	71	1	.454	2,667	2,914	1	0	1.000	17	0	5	2	0
Las Vegas Raiders ⁵	62	68	2	.477	2,908	2,899	0	1	.000	27	34	7	7	0
Los Angeles Rams ⁶	6	7	0	.462	344	335	0	0	—			21	20	0
Miami Dolphins	16	18	0	.471	782	765	2	2	.500	76	124	3	1	0
Minnesota Vikings	8	8	0	.500	395	379	0	0	—			3	11	1
New England Patriots ⁷	16	24	2	.400	817	983	1	3	.250	112	96	5	2	0
New Orleans Saints	8	6	0	.571	367	272	0	0	—			5	7	0
New York Giants	8	6	0	.571	374	323	0	0	—			5	3	0
New York Jets ⁸	24	12	1	.667	1,057	739	0	2	.000	31	37	4	2	1
Philadelphia Eagles	9	5	0	.643	284	285	0	0	—			3	1	0
Pittsburgh Steelers	10	24	0	.294	651	864	2	1	.667	72	76	1	2	0
San Francisco 49ers	8	7	0	.533	339	396	0	1	.000	26	49	23	28	0
Seattle Seahawks	25	27	0	.481	1,090	1,103	0	0	—			5	14	0
Tampa Bay Buccaneers	8	5	0	.615	348	290	0	0	—			0	0	0
Tennessee Titans ⁹	30	16	1	.652	1,203	1,022	1	3	.250	50	57	7	3	0
Washington Commanders ¹⁰	5	8	0	.385	269	311	0	0	—			1	0	0
ALL-TIME TOTALS	505	499	11	.503	22,741	22,018	12	20	.375	625	747	141	135	4

Note: Prior to 1972, tie games were not included in winning percentage.

1—Known as St. Louis Cardinals (1960-87) and Phoenix Cardinals (1988-93)

2—Did not play from 1996-98 after relocation to Baltimore, but rejoined as an expansion franchise in 1999

3—Known as Baltimore Colts (1960-83)

4—Known as Dallas Texans (1960-62)

5—Known Los Angeles Rams (1960-94 and 2016-present) and St. Louis Rams (1995-2015)

6—Known as Boston Patriots (1960-70)

7—Known as Titans of New York (1960-62)

8—Known as Oakland Raiders (1960-81 and 1995-2019) and Los Angeles Raiders (1982-94)

9—Known as Houston Oilers (1960-96) and Tennessee Oilers (1997-98)

10—Known as Washington Redskins (1960-2019) and Washington Football Team (2020-21)

THE LAST TIME . . .

Regular season in regular font | Postseason in *italics*

RUSHING

200 Yards Rushing, Individual

CHARGERS — LaDainian Tomlinson, Dec. 28, 2003 vs. Oakland (243 yards)
OPPONENT — Adrian Peterson, Nov. 4, 2007 at Minnesota (296 yards)
CHARGERS — *Keith Lincoln, AFL Championship,*
Jan. 5, 1964 vs. Boston (206 yards)
OPPONENT — *Never*

100 Yards Rushing, Individual

CHARGERS — **Kimani Vidal, Nov. 30, 2025 vs. Las Vegas (126 yards)**
OPPONENT — **Saquon Barkley, Dec. 8, 2025 vs. Philadelphia (122 yards)**
CHARGERS — Darren Sproles, AFC Wild Card,
 Jan. 3, 2009 vs. Indianapolis (105 yards)
OPPONENT — Joe Mixon, AFC Wild Card,
 Jan. 11, 2025 at Houston (106 yards)

100 Yards Rushing, One Half, Individual

CHARGERS — **Omarion Hampton, Sept. 28, 2025 at New York Giants (114 yards in second half)**
OPPONENT — Daivid Montgomery, Nov 12, 2023 vs. Detroit (102 yards in first half)
CHARGERS — *Keith Lincoln, AFL Championship,*
Jan. 5, 1964 vs. Boston (176 yards in first half)
OPPONENT — *Sony Michel, AFC Divisional,*
Jan. 13, 2019 at New England (105 yards in first half)

Two 100-Yard Rushers

CHARGERS — Darren Sproles (122 yards) and LaDainian Tomlinson (116 yards)
 Dec. 16, 2007, vs. Detroit
OPPONENT — Frank Gore (158 yards) and Colin Kaepernick (151 yards),
 Dec. 20, 2014 at San Francisco
CHARGERS — *Never*
OPPONENT — *Never*

Four Touchdowns Rushing, Individual

CHARGERS — LaDainian Tomlinson, Oct. 14, 2007 vs. Oak. (3, 27, 13, 41 yards)
OPPONENT — *Never*
CHARGERS — *Never*
OPPONENT — *Never*

Three Touchdowns Rushing, Individual

CHARGERS — Melvin Gordon, Oct. 15, 2018, at Cleveland (4, 10, 11 yards)
OPPONENT — **Jonathan Taylor, Oct. 19, 2025 vs. Indianapolis (23, 8, 19 yards)**
CHARGERS — *Never*
OPPONENT — *Sony Michel, AFC Divisional,*
Jan. 13, 2019 at New England (1, 14, 5 yards)

Two Touchdowns Rushing, Individual

CHARGERS — Gus Edwards, Dec. 19, 2024 vs. Denver (1, 5 yards)
OPPONENT — **Jonathan Taylor, Oct. 19, 2025 vs. Indianapolis (23, 8, 19 yards)**
CHARGERS — *Darren Sproles, AFC Wild Card,*
Jan. 3, 2009 vs. Indianapolis (9, 22 yards)
OPPONENT — *Sony Michel, AFC Divisional,*
Jan. 13, 2019 at New England (1, 14, 5 yards)

PASSING

500 Yards Passing, Individual

CHARGERS — Philip Rivers, Oct. 18, 2015 at Green Bay (503 yards)
OPPONENT — *Never*
CHARGERS — *Never*
OPPONENT — *Never*

400 Yards Passing, Individual

CHARGERS — **Justin Herbert, Oct. 19, 2025 vs. Indianapolis (420 yards)**
OPPONENT — Patrick Mahomes, Oct. 22, 2023 at Kansas City (424 yards)
CHARGERS — *Dan Fouts, AFC Divisional,*
Jan. 2, 1982 at Miami (433 yards)
OPPONENT — *Peyton Manning, AFC Divisional,*
Jan. 13, 2008 at Indianapolis (402 yards)

300 Yards Passing, Individual

CHARGERS — **Justin Herbert, Dec. 21, 2025 at Dallas (300 yards)**
OPPONENT — Joe Burrow, Nov. 17, 2024 vs. Cincinnati (356 yards)
CHARGERS — *Philip Rivers, AFC Divisional,*
Jan. 13, 2019 at New England (331 yards)
OPPONENT — *Tom Brady, AFC Divisional,*
Jan. 13, 2019 at New England (343 yards)

Six Touchdown Passes, Individual

CHARGERS — Dan Fouts, Nov. 22, 1981 at Oakland (12, 15, 29, 4, 5, 6 yards)
OPPONENT — *Never*
CHARGERS — *Never*
OPPONENT — *Never*

Five Touchdown Passes, Individual

CHARGERS — Drew Brees, Oct. 31, 2004 vs. Oakland (17, 13, 23, 5, 1 yards)
OPPONENT — Tom Brady, Oct. 4, 2020 at Tampa Bay (3, 6, 28, 19, 9 yards)
CHARGERS — *Never*
OPPONENT — *Never*

Four Touchdown Passes, Individual

CHARGERS — Justin Herbert, Nov. 12, 2023 vs. Detroit (29, 18, 1, 38 yards)
OPPONENT — Baker Mayfield, Dec. 15, 2024 vs. Tampa Bay (26, 57, 35, 11 yards)
CHARGERS — *Never*
OPPONENT — *Don Strock, AFC Divisional,*
Jan. 2, 1982 at Miami (1, 40, 15, 50 yards)

Three Touchdown Passes, Individual

CHARGERS — **Justin Herbert, Oct. 23, 2025 vs. Minnesota (8, 27, 6 yards)**
OPPONENT — Baker Mayfield, Dec. 15, 2024 vs. Tampa Bay (26, 57, 35, 11 yards)
CHARGERS — *Philip Rivers, AFC Divisional,*
Jan. 13, 2019 at New England (43, 1, 8 yards)
OPPONENT — *Peyton Manning, AFC Divisional,*
Jan. 13, 2008 at Indianapolis (25, 9, 55 yards)

Six Interceptions Thrown, Individual

CHARGERS — Ed Luther, Oct. 31, 1983 vs. Washington
OPPONENT — Peyton Manning, Nov. 11, 2007 vs. Indianapolis
CHARGERS — *Never*
OPPONENT — *Never*

Five Interceptions Thrown, Individual

CHARGERS — Craig Whelihan, Dec. 13, 1998 at Seattle
OPPONENT — Nathan Peterman, Nov. 19, 2017 vs. Buffalo
CHARGERS — *Dan Fouts, AFC Second Round, Jan. 16, 1983 at Miami*
OPPONENT — *George Blanda, AFL Championship,*
Dec. 24, 1961 vs. Houston Oilers

Four Interceptions Thrown, Individual

CHARGERS — Philip Rivers, Nov. 18, 2019 vs. Kansas City in Mexico City, Mexico
OPPONENT — **Jalen Hurts, Dec. 8, 2024 vs. Philadelphia**
CHARGERS — *Justin Herbert, AFC Wild Card, Jan. 11, 2025 at Houston*
OPPONENT — *George Blanda, AFL Championship,*
Dec. 24, 1961 vs. Houston Oilers

RECEIVING

10 or More Receptions, Individual

CHARGERS — Keenan Allen, Oct. 19, 2025 vs. Indianapolis (11 receptions)
OPPONENT — Cole Kmet, Oct. 29, 2023 vs. Chicago (10 receptions)
CHARGERS — Ronnie Harmon, AFC Wild Card,
Dec. 31, 1995 vs. Indianapolis (10 receptions)
OPPONENT — James White, AFC Divisional,
Jan. 13, 2019 at New England (15 receptions)

200 Yards Receiving, Individual

CHARGERS — Keenan Allen, Sept. 24, 2023 at Minnesota (215 yards)
OPPONENT — Tyreek Hill, Sept. 10, 2023 vs. Miami (215 yards)
CHARGERS — Never
OPPONENT — Never

100 Yards Receiving, Individual

CHARGERS — Keenan Allen, Dec. 21, 2025 at Dallas (104 yards)
OPPONENT — George Pickens, Dec. 21, 2025 at Dallas (130 yards)
CHARGERS — Ladd McConkey, AFC Wild Card,
Jan. 11, 2025 at Houston (197 yards)
OPPONENT — Nico Collins, AFC Wild Card,
Jan. 11, 2025 at Houston (122 yards)

100 Yards Receiving, One Half, Individual

CHARGERS — Quentin Johnston, Jan. 5, 2025 at Las Vegas
(118 yards in first half)
OPPONENT — Mike Evans, Dec. 15, 2024 vs. Tampa Bay
(115 yards in second half)
CHARGERS — Ladd McConkey, AFC Wild Card,
Jan. 11, 2025 at Houston (141 yards in second half)
OPPONENT — Julian Edelman, AFC Divisional,
Jan. 13, 2019 at New England (107 yards in first half)

Two 100-Yard Receivers

CHARGERS — Oronde Gadsden (164 yards) and Keenan Allen (119 yards),
Oct. 19, 2025 vs. Indianapolis
OPPONENT — Travis Kelce (191 yards) and Tyreek Hill (148 yards),
Dec. 16, 2021 vs. Kansas City
CHARGERS — Chris Chambers (133 yards) and Vincent Jackson (114 yards),
AFC Wild Card, Jan. 6, 2008
OPPONENT — Tony Nathan (114 yards) and Duriel Harris (106 yards),
AFC Divisional, Jan. 2, 1982

Five Touchdown Receptions, Individual

CHARGERS — Kellen Winslow, Nov. 22, 1981 at Oakland (15, 29, 4, 5, 3 yards)
OPPONENT — Never
CHARGERS — Never
OPPONENT — Never

Four Touchdown Receptions, Individual

CHARGERS — Kellen Winslow, Nov. 22, 1981 at Oakland (15, 29, 4, 5, 3 yards)
OPPONENT — Daryl Turner, Sept. 15, 1985 vs. Seattle (34, 15, 30, 7 yards)
CHARGERS — Never
OPPONENT — Never

Three Touchdown Receptions, Individual

CHARGERS — Danny Woodhead, Dec. 20, 2015 vs. Miami (20, 9, 9 yards)
OPPONENT — Travis Kelce, Nov. 20, 2022 vs. Kansas City (4, 32, 17 yards)
CHARGERS — Never
OPPONENT — Jerry Rice, Super Bowl XXIX at Joe Robbie Stadium,
Jan. 29, 1995 vs. San Francisco (44, 15, 7 yards)

Two Touchdown Receptions, Individual

CHARGERS — Quentin Johnston, Sept. 5, 2025 vs. Kansas City (5, 23 yards)
OPPONENT — Brock Bowers, Nov. 30, 2025 vs. Las Vegas (6, 6 yards)
CHARGERS — Keenan Allen, AFC Divisional,
Jan. 12, 2014 at Denver (16, 16 yards)
OPPONENT — Michael Crabtree, AFC Wild Card,
Jan. 6, 2019 at Baltimore (31, 7 yards)

COMBINATION

100 Yards Rushing and Receiving, Individual

CHARGERS — Austin Ekeler, Dec. 8, 2019 at Jacksonville
(101 yards rushing, 112 yards receiving)
OPPONENT — Essex Johnson, Sept. 30, 1973 vs. Cincinnati
(121 yards rushing, 116 yards receiving)
CHARGERS — Keith Lincoln, AFC Championship, Jan. 5, 1964 vs. Boston
(206 yards rushing, 123 yards receiving)
OPPONENT — Never

300-Yard Passer, 100-Yard Rusher and 100-Yard Receiver

CHARGERS — Philip Rivers (314 yards passing),
Austin Ekeler (101 yards rushing),
Austin Ekeler (112 yards receiving),
Dec. 8, 2019 at Jacksonville
OPPONENT — Patrick Mahomes (329 yards passing),
Isiah Pacheco (107 yards rushing),
Travis Kelce (115 yards receiving),
Nov. 20, 2022 vs. Kansas City
CHARGERS — Dan Fouts (333 yards passing),
Chuck Muncie (126 yards rushing),
Wes Chandler (124 yards receiving),
Kellen Winslow (102 yards receiving),
AFC Wild Card, Jan. 9, 1983 at Pittsburgh
OPPONENT — Tom Brady (343 yards passing),
Sony Michel (129 yards rushing),
Julian Edelman (151 yards receiving),
AFC Divisional, Jan. 13, 2019 at New England

INTERCEPTIONS

Four Interceptions, Individual

CHARGERS — Never
OPPONENT — Kwamie Lassiter, Dec. 27, 1998 at Arizona (4 interceptions)
CHARGERS — Never
OPPONENT — Vernon Perry, AFC Divisional,
Dec. 29, 1979 vs. Houston Oilers (4 interceptions)

Three Interceptions, Individual

CHARGERS — Antonio Cromartie, Nov. 11, 2007 vs. Indianapolis (3 interceptions)
OPPONENT — Kwamie Lassiter, Dec. 27, 1998 at Arizona (4 interceptions)
CHARGERS — Never
OPPONENT — Vernon Perry, AFC Divisional,
Dec. 29, 1979 vs. Houston Oilers (4 interceptions)

Two Interceptions, Individual

CHARGERS — Tarheeb Still, Dec. 1, 2024 at Atlanta (2 interceptions)
OPPONENT — Patrick Surtain II, Nov. 28, 2021 at Denver (2 interceptions)
CHARGERS — Glen Edwards, AFC Divisional,
Jan. 3, 1981 vs. Buffalo (2 interceptions)
OPPONENT — Derek Stingley, AFC Wild Card,
Jan. 11, 2025 at Houston (2 interceptions)

Interception Returned for Touchdown

CHARGERS — Tarheeb Still, Dec. 1, 2024 at Atlanta
(61 yards of Kirk Cousins)
OPPONENT — Cody Barton, Nov. 2, 2025 at Tennessee
(24 yards of Justin Herbert)
CHARGERS — Never
OPPONENT — Eric Murray, AFC Wild Card,
Jan. 11, 2025 at Houston (38 yards of Justin Herbert)

SACKS

Six Sacks, Individual

CHARGERS — Khalil Mack, Oct. 1, 2023 vs. Las Vegas (6.0 sacks)
OPPONENT — Never
CHARGERS — Never
OPPONENT — Never

Five Sacks, Individual

CHARGERS — Khalil Mack, Oct. 1, 2023 vs. Las Vegas (6.0 sacks)
OPPONENT — Never
CHARGERS — Never
OPPONENT — Never

Four-and-One-Half Sacks, Individual

CHARGERS — Khalil Mack, Oct. 1, 2023 vs. Las Vegas (6.0 sacks)
OPPONENT — Hugh Douglas, Oct. 18, 1998 vs. Philadelphia (4.5 sacks)
CHARGERS — Never
OPPONENT — Never

Four Sacks, Individual

CHARGERS — Tuli Tuipulotu, Sept. 28, 2025 at New York Giants (4.0 sacks)
OPPONENT — Justin Houston, Dec. 28, 2014 at Kansas City (4.0 sacks)
CHARGERS — Never
OPPONENT — Never

Three-and-One-Half Sacks, Individual

CHARGERS — Tuli Tuipulotu, Sept. 28, 2025 at New York Giants (4.0 sacks)
OPPONENT — Justin Houston, Dec. 28, 2014 at Kansas City (3.5 sacks)
CHARGERS — Never
OPPONENT — Never

Three Sacks, Individual

CHARGERS — Tuli Tuipulotu, Sept. 28, 2025 at New York Giants (4.0 sacks)
OPPONENT — Myles Garrett, Nov. 3 2024 at Cleveland (3.0 sacks)
CHARGERS — Never
OPPONENT — Never

Two-and-One-Half Sacks, Individual

CHARGERS — Tuli Tuipulotu, Sept. 28, 2025 at New York Giants (4.0 sacks)
OPPONENT — Jalyx Hunt, Dec. 8, 2024 vs. Philadelphia (2.5 sacks)
CHARGERS — Burt Grossman, AFC Wild Card, Jan. 2, 1993 vs. Kansas City (2.5 sacks)
OPPONENT — Never

Two Sacks, Individual

CHARGERS — Odafle Oweh and Tuli Tuipulotu, Dec. 14, 2025 at Kansas City (2.0 sacks)
OPPONENT — Jalyx Hunt, Dec. 8, 2024 vs. Philadelphia (2.5 sacks)
CHARGERS — Khalil Mack, AFC Wild Card, Jan. 11, 2025 at Houston (2.0 sacks)
OPPONENT — Shaun Phillips, AFC Divisional, Jan. 12, 2014 at Denver (2.0 sacks)

TOUCHDOWNS

Five Touchdowns, Individual

CHARGERS — Kellen Winslow, Nov. 22, 1981 at Oakland (15-, 29-, 4-, 5-, 3-yard receptions)
OPPONENT — Never
CHARGERS — Never
OPPONENT — Never

Four Touchdowns, Individual

CHARGERS — Austin Ekeler, Nov. 21, 2021 vs. Pittsburgh (10-, 17-yard receptions; 6-, 5-yard runs)
OPPONENT — Harvey Williams, Nov. 16, 1997, vs. Oakland (8-, 32-yard receptions; 1-, 1-yard runs)
CHARGERS — Never
OPPONENT — Never

Three Touchdowns, Individual

CHARGERS — Austin Ekeler, Oct. 2, 2022 at Houston (14-yard receptions; 10-, 20-yard runs)
OPPONENT — Travis Kelce, Nov. 20, 2022 vs. Kansas City (4-, 32-, 17-yard receptions)
CHARGERS — Never
OPPONENT — Sony Michel, AFC Divisional, Jan. 13, 2019 at New England (1-, 14-, 5-yard runs)

FIELD GOALS AND PATs

Six Field Goals Made, Individual

CHARGERS — Greg Davis, Oct. 5, 1997 at Oakland (30, 22, 38, 43, 33, 33 yards)
OPPONENT — Phil Dawson, Nov. 5, 2006 vs. Cleveland (37, 20, 42, 30, 36, 35 yards)
CHARGERS — Never
OPPONENT — Never

Five Field Goals Made, Individual

CHARGERS — Cameron Dicker, Dec. 8, 2025 vs. Philadelphia (45, 34, 31, 46, 54 yards)
OPPONENT — Daniel Carlson, Jan. 9, 2022 at Las Vegas (24, 31, 52, 40, 47 yards)
CHARGERS — Michael Badgley, AFC Wild Card, Jan. 6, 2019 at Baltimore (21, 53, 40, 34, 47 yards)
OPPONENT — Never

Four Field Goals Made, Individual

CHARGERS — Cameron Dicker, Dec. 8, 2025 vs. Philadelphia (45, 34, 31, 46, 54 yards)
OPPONENT — Jake Elliott, Dec. 8, 2025 vs. Philadelphia (41, 30, 54, 44 yards)
CHARGERS — Michael Badgley, AFC Wild Card, Jan. 6, 2019 at Baltimore (21, 53, 40, 34, 47 yards)
OPPONENT — Never

50-Yard Field Goal, Individual

CHARGERS — Cameron Dicker, Dec. 8, 2025 vs. Philadelphia (54 yards)
OPPONENT — Jake Elliott, Dec. 8, 2025 vs. Philadelphia (54 yards)
CHARGERS — Michael Badgley, AFC Wild Card, Jan. 6, 2019 at Baltimore (53 yards)
OPPONENT — Stephen Gostkowski, AFC Divisional, Jan. 14, 2007 vs. New England (50 yards)

Blocked Field Goal Attempt

CHARGERS — Teair Tart, Nov. 3, 2024 at Cleveland (51-yard Dustin Hopkins attempt)
OPPONENT — Zack Allen, Dec. 31, 2023 at Denver (50-yard Cameron Dicker attempt)
CHARGERS — Leroy Jones, AFC Divisional, Jan. 2, 1982 at Miami (34-yard Uwe von Schamann attempt)
OPPONENT — Never

Two-Point Conversion

CHARGERS — Justin Herbert run, Sept. 28, 2025 at New York Giants
OPPONENT — Michael Pittman Jr., pass from Daniel Jones, Oct. 19, 2025 vs. Indianapolis
CHARGERS — Keenan Allen pass from Philip Rivers, AFC Divisional, Jan. 13, 2019 at New England
OPPONENT — Kevin Faulk run, AFC Divisional, Jan. 14, 2007 vs. New England

Defensive Two-Point Conversion

CHARGERS — Casey Hayward Jr., Dec. 30, 2018 at Denver (Interception of Case Keenum)
OPPONENT — Never
CHARGERS — Never
OPPONENT — D'Angelo Ross, AFC Wild Card, Jan. 11, 2025 at Houston (Return of Cameron Dicker blocked PAT)

Point After Touchdown Missed

CHARGERS — Cameron Dicker, Nov. 3, 2024 at Cleveland (Second attempt, wide left)
OPPONENT — Michael Badgley, Oct. 19, 2025 vs. Indianapolis (First attempt, wide left)
CHARGERS — Rolf Benirschke, AFC Second Round, Jan. 16, 1993 at Miami (First attempt, wide right)
OPPONENT — Never

Blocked Point After Touchdown

CHARGERS — Isaac Rochell, Sept. 27, 2020 vs. Carolina (Joey Slye, first attempt)
OPPONENT — Denico Autry, Dec. 31, 2017 vs. Oakland (Nick Rose, third attempt)
CHARGERS — Never
OPPONENT — Denico Autry, AFC Wild Card, Jan. 11, 2025 at Houston (Cameron Dicker, first attempt)

PUNTING

80-Yard Punt

CHARGERS — JK Scott, Dec. 11, 2023 vs. Denver (83 yards)
OPPONENT — Dustin Colquitt, Dec. 2, 2007 at Kansas City (81 yards)
CHARGERS — *Never*
OPPONENT — *Never*

70-Yard Punt

CHARGERS — JK Scott, Dec. 11, 2023 vs. Denver (83 yards)
OPPONENT — Bryce Baringer, Dec. 3, 2023 at New England (70 yards)
CHARGERS — *Never*
OPPONENT — Ray Guy, AFC Championship, Jan. 11, 1981 vs. Oakland (71 yards)

60-Yard Punt

CHARGERS — JK Scott, Sept. 28, 2025 at New York Giants (60 yards)
OPPONENT — Braden Mann, Dec. 8, 2025 vs. Philadelphia (60 yards)
CHARGERS — Mike Scifres, AFC Divisional, Jan. 12, 2014 at Denver (62 yards)
OPPONENT — Tommy Townsend, AFC Wild Card, Jan. 11, 2025 at Houston (67 yards)

Blocked Punt

CHARGERS — Jerry Attaochu of Drew Butler, Sept. 8, 2014 at Arizona
OPPONENT — Miles Killebrew of Ty Long, Nov. 21, 2021 vs. Pittsburgh
CHARGERS — *Never*
OPPONENT — Lou Piccone of Rick Partridge, AFC Divisional, Jan. 3, 1981 vs. Buffalo

10 or More Punts, Individual

CHARGERS — Drew Kaser, Nov. 12, 2017 at Jacksonville (10 punts for 485 yards)
OPPONENT — Chad Stanley, Sept. 15, 2002 vs. Houston (10 punts for 406 yards)
CHARGERS — *Never*
OPPONENT — *Never*

No Punts

CHARGERS — Oct. 23, 2025 vs. Minnesota
OPPONENT — Nov. 16, 2025 at Jacksonville
CHARGERS — *Never*
OPPONENT — AFC Divisional, Jan. 12, 2014 at Denver

OTHER SPECIAL TEAMS

Kickoff Returned for Touchdown

CHARGERS — Andre Roberts, Jan. 2, 2022 vs. Denver (101 yards)
OPPONENT — Mecole Hardman, Dec. 29, 2019 at Kansas City (104 yards)
CHARGERS — Andre Coleman, Super Bowl XXIX at Joe Robbie Stadium, Jan. 29, 1995 vs. San Francisco (98 yards)
OPPONENT — *Never*

Punt Returned for Touchdown

CHARGERS — Derius Davis, Nov. 6, 2023 at New York Jets (87 yards)
OPPONENT — Chimere Dike, Nov. 2, 2025 at Tennessee (67 yards)
CHARGERS — Wes Chandler, AFC Divisional, Jan. 2, 1982 at Miami (58 yards)
OPPONENT — Antonio Holmes, AFC Divisional, Jan. 11, 2009 at Pittsburgh (67 yards)

Blocked Punt Returned for Touchdown

CHARGERS — Jacob Hester, Oct. 25, 2009 at Kansas City (Recovered own blocked Dustin Colquitt punt in end zone)
OPPONENT — Daniel Thomas, Oct. 25, 2020 vs. Jacksonville (Recovered own blocked Ty Long punt, returned recovery 16 yards)
CHARGERS — *Never*
OPPONENT — *Never*

Recovered Own Onside Kick Attempt

CHARGERS — Darrell Stuckey of Nick Novak kick, Nov. 18, 2012 at Denver
OPPONENT — Keion Crossen of Riley Dixon kick, Dec. 12, 2021 vs. New York Giants
CHARGERS — Richard Marshall of Nick Novak kick, AFC Divisional, Jan. 12, 2014 at Denver
OPPONENT — *Never*

OTHER DEFENSE

Shutout Posted

CHARGERS — Dec. 3, 2023 at New England (6-0, Chargers win)
OPPONENT — Dec. 6, 2020 vs. New England (45-0, Patriots win)
CHARGERS — AFC Wild Card, Jan. 2, 1993 vs. Kansas City (Chargers win, 17-0)
OPPONENT — AFC Divisional, Jan. 10, 1993 at Miami (Dolphins win, 31-0)

Fumble Returned for Touchdown

CHARGERS — Tevaughn Campbell, Dec. 5, 2021 at Cincinnati (61 yards)
OPPONENT — Mike Edwards, Jan. 7, 2024 vs. Kansas City (97 yards)
CHARGERS — *Never*
OPPONENT — Guy Ruff, AFC Wild Card, Jan. 9, 1983 at Pittsburgh (Recovered opening kickoff fumble in end zone)

Safety Scored

CHARGERS — Nov. 9, 2025 vs. Pittsburgh (Aaron Rodgers sacked in end zone by Khalil Mack)
OPPONENT — Oct. 27, 2024 vs. New Orleans (JK Scott fumbled out end zone)
CHARGERS — AFC Divisional, Jan. 8, 1995 vs. Miami (Bernie Parmalee tackled in end zone by Reuben Davis)
OPPONENT — *Never*

MISCELLANEOUS

No Penalties

CHARGERS — Oct. 9, 2011 at Denver (Chargers win, 29-24)
OPPONENT — Dec. 4, 2005 vs. Oakland (Raiders win, 34-10)
CHARGERS — *Never*
OPPONENT — AFC Divisional, Jan. 10, 1993 at Miami (Dolphins win, 31-0)

Game Without Touchdown

CHARGERS — Nov. 16, 2025 at Jacksonville (Jaguars win 35-6)
OPPONENT — Sept. 15, 2025 at Las Vegas (Chargers win 20-9)
CHARGERS — AFC Championship, Jan. 20, 2008 at New England (Patriots win, 21-12)
OPPONENT — AFC Wild Card, Jan. 6, 2008 vs. Tennessee (Chargers win, 17-6)

50 Points, Game

CHARGERS — Nov. 19, 2017 vs. Buffalo (Chargers win, 54-24)
OPPONENT — Dec. 14, 2023 at Las Vegas (Raiders win, 63-21)
CHARGERS — AFL Championship, Jan. 5, 1964 vs. Boston (Chargers win, 51-10)
OPPONENT — *Never*

40 Points, Game

CHARGERS — Dec. 28, 2024 at New England (Chargers win, 40-7)
OPPONENT — Dec. 15, 2024 vs. Tampa Bay (Buccaneers win, 40-17)
CHARGERS — AFC Divisional, Jan. 2, 1982 at Miami (Chargers win, 41-38)
OPPONENT — AFC Divisional, Jan. 13, 2019 at New England (Patriots win, 41-28)

600 Yards Total Offense, Game

CHARGERS — Dec. 20, 1982 vs. Cincinnati (661 yards)
OPPONENT — Oct. 1, 2000 at St. Louis (614 yards)
CHARGERS — AFL Championship, Jan. 5, 1964 vs. Boston (610 yards)
OPPONENT — *Never*

500 Yards Total Offense, Game

CHARGERS — Dec. 8, 2019 at Jacksonville (525 yards)
OPPONENT — Dec. 15, 2024 vs. Tampa Bay (506 yards)
CHARGERS — AFC Divisional, Jan. 2, 1982 at Miami (564 yards)
OPPONENT — *Never*

WEEKLY RANKINGS

2025 WEEKLY NFL RANKINGS

Week	Opp.	Offense			Defense		
		Total	Rush	Pass	Total	Rush	Pass
1	KC	T-5	19	3	22	15	24
2	at LV	9	25	4	7	8	16
3	Den	6	24	2	8	9	9
4	at NYG	8	21	5	3	16	5
5	Was	12	T-14	10	7	18	T-4
6	at Mia	7	13	9	7	21	6
7	Ind	4	17	3	13	19	8
8	Min	4	12	4	7	17	6
9	at Ten	5	10	6	6	17	3
10	Pit	8	10	7	4	13	5
11	at Jax	11	15	10	4	18	4
12	BYE	12	17	11	5	16	4
13	LV	10	12	12	3	13	2
14	Phi	11	9	17	4	14	5
15	at KC	15	11	19	2	11	3
16	at Dal	11	6	13	3	T-10	6
17	Hou						
18	at Den						
Chargers in 2024		20	17	19	11	14	7
Chargers in 2023		18	25	13	28	17	30
Chargers in 2022		9	30	3	20	28	7
Chargers in 2021		4	21	T-2	23	30	12
Chargers in 2020		9	18	6	10	18	9
Chargers in 2019		10	28	6	6	18	5
Chargers in 2018		11	15	10	9	9	9
Chargers in 2017		4	24	1	15	31	3
Chargers in 2016		14	26	8	16	10	20
Chargers in 2015		9	31	4	20	27	T-14
Chargers in 2014		18	30	10	9	26	4
Chargers in 2013		5	13	4	23	12	29
Chargers in 2012		31	27	24	9	6	18
Chargers in 2011		6	16	6	16	20	13
Chargers in 2010		1	15	2	1	4	1
Chargers in 2009		10	31	5	16	20	11
Chargers in 2008		11	20	7	25	11	31
Chargers in 2007		20	7	26	14	16	14
Chargers in 2006		4	2	16	10	7	13
Chargers in 2005		10	9	12	13	1	28
Chargers in 2004		10	6	16	18	3	31
Chargers in 2003		14	6	19	27	T-25	21
Chargers in 2002		16	8	22	30	11	32

2025 REGULAR-SEASON RANKINGS

LOS ANGELES CHARGERS (Team)

Category	NFL	AFC
Turnover Margin (3).....	9	4
Points Scored (23.3).....	16	9
Points Allowed (20.1).....	8	5
Total Offense (345.5).....	11	5
Rushing (125.3).....	6	3
Passing (220.2).....	13	6
Total Defense (283.1).....	3	3
vs. Rush (103.8).....	T-10	7
vs. Pass (179.3).....	6	4
Third-Down Offense (47.22%).....	3	1
Third-Down Defense (35.84%).....	6	3
Red-Zone Offense (50.00%).....	27	13
Red-Zone Defense (50.00%).....	T-4	2

LOS ANGELES CHARGERS (Individual)

Category	NFL	AFC
Passing		
Rating: Justin Herbert (94.7).....	14	6
Yards: Justin Herbert (3,491).....	8	4
Touchdowns: Justin Herbert (25).....	T-5	T-2
Rushing		
Attempts: Kimani Vidal (152).....	25	14
Yards: Kimani Vidal (631).....	29	14
Touchdowns: Omarion Hampton/Kimani Vidal (3) ..	T-50	T-25
Receiving		
Receptions: Keenan Allen (73).....	T-16	6
Yards: Ladd McConkey (758).....	30	10
Touchdowns: Quentin Johnston (8).....	T-8	2
Defense		
Total Tackles: Daiyan Henley (90).....	T-51	T-27
Solo Tackles: Daiyan Henley (50).....	T-53	T-28
INTs: Donte Jackson/Tony Jefferson (4).....	T-6	T-2
Sacks: Tuli Tuipulotu (13.0).....	T-3	T-2

GAME-BY-GAME STARTERS

OFFENSIVE STARTERS

		WR	WR	TE	LT	LG	C	RG	RT	QB	RB	3WR	FB	2TE	3TE/OL
Sept. 5	KC	McConkey	Johnston	Conklin	Alt	Z.Johnson	Bozeman	Becton	Pipkins	Herbert	Hampton	Allen	—	—	—
Sept. 15	at LV	—	Johnston	Conklin	Alt	Z.Johnson	Bozeman	Becton	Pipkins	Herbert	Hampton	—	Matlock	Dissly	—
Sept. 21	Den	McConkey	Johnston	Conklin	Alt	Z.Johnson	Bozeman	Becton	Pipkins	Herbert	Hampton	—	—	Fisk	—
Sept. 28	at NYG	McConkey	Johnston	Conklin	Alt	Z.Johnson	Bozeman	Salyer	Pipkins	Herbert	Hampton	—	Matlock	—	—
Oct. 5	Was	T.Harris	—	Conklin	Deculus	Z.Johnson	Bozeman	Becton	Pipkins	Herbert	Hampton	—	—	Gadsden	Fisk
Oct. 12	at Mia	McConkey	T.Harris	Gadsden	Deculus	Z.Johnson	Bozeman	Becton	B.Hart	Herbert	Vidal	Lambert-Smith	—	—	—
Oct. 19	Ind	McConkey	Johnston	Fisk	Deculus	Z.Johnson	Bozeman	Becton	B.Hart	Herbert	Vidal	T.Harris	—	—	—
Oct. 23	Min	McConkey	T. Harris	Fisk	Alt	Z.Johnson	Bozeman	Becton	B.Hart	Herbert	Vidal	—	Matlock	—	—
Nov. 2	at Ten	McConkey	Johnston	Gadsden	Alt	Z.Johnson	Bozeman	Sarell	B.Hart	Herbert	Vidal	Allen	—	—	—
Nov. 9	Pit	McConkey	Johnston	Gadsden	Deculus	Z.Johnson	Bozeman	Becton	Pipkins	Herbert	Vidal	—	—	Fisk	—
Nov. 16	at Jax	McConkey	Johnston	Fisk	Penning	Z.Johnson	Bozeman	Becton	Pipkins	Herbert	Vidal	T. Harris	—	Fisk	—
Nov. 30	LV	T.Harris	—	Gadsden	Salyer	Z.Johnson	Bozeman	Becton	Pipkins	Herbert	Vidal	—	Matlock	Fisk	—
Dec. 8	Phi	McConkey	Allen	Gadsden	Salyer	Z.Johnson	Bozeman	Becton	Pipkins	Herbert	Vidal	T. Harris	—	—	—
Dec. 14	at KC	T.Harris	—	Gadsden	Salyer	Z.Johnson	Bozeman	Becton	B.Hart	Herbert	Vidal	—	Matlock	—	Penning
Dec. 21	at Dal	McConkey	Johnston	—	Salyer	Z.Johnson	Bozeman	Becton	B.Hart	Herbert	Vidal	—	Matlock	—	Penning
Dec. 27	Hou	—	—	—	—	—	—	—	—	—	—	—	—	—	—
TBD	at Den	—	—	—	—	—	—	—	—	—	—	—	—	—	—

DEFENSIVE STARTERS

		OLB	DL	DL	DL	OLB	LB	LB	CB	CB	S	S	3CB	3S
Sept. 5	KC	Mack	Tart	—	Hand	Tuipulotu	Henley	Perryman	Still	Jackson	D.James	Gilman	—	Molden
Sept. 15	at LV	Mack	Tart	—	Hand	Tuipulotu	Henley	Dye	Still	Jackson	D.James	Gilman	—	Jefferson
Sept. 21	Den	Dupree	Tart	—	Hand	Tuipulotu	Henley	Dye	Still	Jackson	D.James	Gilman	—	Jefferson
Sept. 28	at NYG	Dupree	Tart	—	Hand	Tuipulotu	Henley	Dye	Still	Jackson	D.James	Gilman	—	Molden
Oct. 5	Was	Dupree	Tart	—	Hand	Tuipulotu	Henley	Dye	Still	Jackson	D.James	Gilman	—	Molden
Oct. 12	at Mia	Dupree	Tart	Caldwell	Eboigbe	Tuipulotu	Henley	Dye	Still	Jackson	D.James	Molden	—	—
Oct. 19	Ind	Oweh	Tart	Caldwell	—	Tuipulotu	Henley	Perryman	Still	Jackson	D.James	Jefferson	St-Juste	—
Oct. 23	Min	Mack	Tart	Caldwell	—	Tuipulotu	Henley	Perryman	Still	St-Juste	D.James	Molden	—	Jefferson
Nov. 2	at Ten	Mack	Tart	Caldwell	—	Tuipulotu	Henley	Perryman	C.Hart	Jackson	D.James	Molden	—	Mickens
Nov. 9	Pit	Mack	Tart	Caldwell	Hand	Tuipulotu	Henley	Perryman	C.Hart	Jackson	D.James	Molden	—	—
Nov. 16	at Jax	Mack	Tart	—	Hand	Tuipulotu	Henley	Perryman	C.Hart	Jackson	D.James	Molden	—	Mickens
Nov. 30	LV	Mack	Tart	Hand	—	Tuipulotu	Henley	Perryman	Still	Jackson	D.James	Molden	—	Mickens
Dec. 8	Phi	Mack	Tart	Hand	—	Tuipulotu	Henley	Perryman	Still	Jackson	D.James	Molden	—	Mickens
Dec. 14	at KC	Mack	Tart	Hand	—	Tuipulotu	Henley	Perryman	C.Hart	Jackson	D.James	Jefferson	—	Mickens
Dec. 21	at Dal	Mack	Tart	Hand	—	Tuipulotu	Henley	Perryman	Still	C.Hart	D.James	Jefferson	—	Molden
Dec. 27	Hou	—	—	—	—	—	—	—	—	—	—	—	—	—
TBD	at Den	—	—	—	—	—	—	—	—	—	—	—	—	—

WEEKLY INACTIVES

Sept. 5	Kansas City:	RJ Mickens, Tucker Fisk, Nikko Reed, Kyle Kennard, Foster Sarell, Oronde Gadsden, Naquan Jones.
Sept. 15	at Las Vegas:	Elijah Molden, Tucker Fisk, Nikko Reed, Kyle Kennard, Kana'i Mauga, Oronde Gadsden, Otito Ogbonnia.
Sept. 21	Denver:	Elijah Molden, Cam Hart, Emany Johnson, KeAndre Lambert-Smith, Will Dissly, Otito Ogbonnia.
Sept. 28	at N.Y. Giants:	Derius Davis, RJ Mickens, Nikko Reed, Mekhi Becton Sr., Will Dissly, Otito Ogbonnia.
Oct. 5	Washington:	Derius Davis, RJ Mickens, Nikko Reed, Kyle Kennard, Joe Alt, Will Dissly, Naquan Jones.
Oct. 12	at Miami:	Quentin Johnston, Derius Davis, Scott Matlock, Nikko Reed, Jamaree Salyer, Joe Alt, Trey Pipkins III.
Oct. 19	Indianapolis:	Elijah Molden, Troy Dye, Nikko Reed, Kyle Kennard, Joe Alt, Trey Pipkins III, KeAndre Lambert-Smith.
Oct. 23	Minnesota:	Hassan Haskins, Nikko Reed, Kyle Kennard, Jamaree Salyer, Austin Deculus, Keandre Lambert-Smith, Will Dissly.
Nov. 2	at Tennessee:	Tony Jefferson, Tarheeb Still, Kyle Kennard, Mekhi Becton, Austin Deculus, Will Dissly.
Nov. 9	Pittsburgh:	Tony Jefferson, Tarheeb Still, Kyle Kennard, Bobby Hart, Foster Sarell, KeAndre Lambert-Smith, Will Dissly.
Nov. 16	at Jacksonville:	Tony Jefferson, Kyle Kennard, Bobby Hart, Foster Sarell, KeAndre Lambert-Smith, Will Dissly, Naquan Jones.
Nov. 30	Las Vegas:	Nikko Reed, Kyle Kennard, Austin Deculus, KeAndre Lambert-Smith, Will Dissly, Naquan Jones.
Dec. 8	Philadelphia:	Nikko Reed, Kyle Kennard, Austin Deculus, Dalevon Campbell, Tyler Conklin, KeAndre Lambert-Smith.
Dec. 14	at Kansas City:	Quentin Johnston, Elijah Molden, Derius Davis, Nikko Reed, Kyle Kennard, Trey Pipkins, Dalevon Campbell.
Dec. 21	at Dallas:	Derius Davis, RJ Mickens, Nikko Reed, Bud Dupree, Branson Taylor, Trey Pipkins III, Tyler Conklin.
Dec. 27	Houston:	—
TBD	at Denver:	—

SEASON TOTALS

Name	No.	Name	No.	Name	No.	Name	No.
Kyle Kennard	11	Trey Pipkins III	4	Tucker Fisk	2	Bud Dupree	1
Nikko Reed	11	Tony Jefferson	3	Oronde Gadsden	2	Troy Dye	1
Will Dissly	8	Otito Ogbonnia	3	Bobby Hart	2	Cam Hart	1
KeAndre Lambert-Smith	7	Foster Sarell	3	Quentin Johnston	2	Hassan Haskins	1
Derius Davis	5	Joe Alt	2	Elijah Molden	2	Emany Johnson	1
Austin Deculus	4	Mekhi Becton Sr.	2	Jamaree Salyer	2	Kana'i Mauga	1
Naquan Jones	4	Dalevon Campbell	2	Tarheeb Still	2	Scott Matlock	1
RJ Mickens	4	Tyler Conklin	2	Joe Alt	1	Branson Taylor	1

CHARGERS AND OPPONENT WEEKLY LEADERS

REGULAR-SEASON WEEKLY LEADERS, LOS ANGELES CHARGERS

			Scoring		Pass Yds.		Carries		Rush Yds.		Catches		Rec. Yds.		Tackles (Solo)		Sacks	
Sept. 5		Kansas City:	Johnston	12	Herbert	318	Hampton	15	Hampton	48	Allen	7	Johnston	79	Gilman	9 (4)	Two Tied	1.0
Sept. 15	at	Las Vegas:	Dicker	8	Herbert	242	Herbert	9	Herbert	31	Two Tied	5	Johnston	71	Henley	10 (7)	Three Tied	1.0
Sept. 21		Denver:	Dicker	11	Herbert	300	Hampton	19	Hampton	70	Allen	7	Johnston	89	James Jr.	12 (10)	Two Tied	1.0
Sept. 28	at	N.Y. Giants:	Two Tied	6	Herbert	203	Hampton	12	Hampton	128	Johnston	8	Johnston	98	Dye	12 (3)	Tuipulotu	4.0
Oct. 5		Washington:	McConkey	6	Herbert	166	Hampton	12	Herbert	60	Hampton	6	Allen	58	Dye	11 (7)	Eboigbe	1.0
Oct. 12	at	Miami:	Dicker	17	Herbert	264	Vidal	18	Vidal	124	Two Tied	7	McConkey	100	Henley	7 (3)	Two Tied	1.0
Oct. 19		Indianapolis:	Four Tied	6	Herbert	420	Vidal	9	Herbert	31	Allen	11	Gadsden	164	James Jr.	7 (3)	Mack	1.0
Oct. 23		Minnesota:	Dicker	13	Herbert	227	Vidal	23	Vidal	117	McConkey	6	McConkey	88	St-Juste	7 (7)	Eboigbe	2.0
Nov. 2	at	Tennessee:	Dicker	9	Herbert	250	Vidal	12	Herbert	57	Gadsden	5	Gadsden	68	James Jr.	8 (5)	Oweh	2.0
Nov. 9		Pittsburgh:	Dicker	11	Herbert	220	Vidal	25	Vidal	95	Johnston	5	McConkey	107	Henley	6 (5)	Three Tied	1.0
Nov. 16	at	Jacksonville:	Dicker	6	Herbert	81	Vidal	5	Herbert	21	Allen	4	Allen	53	Two Tied	7	None	
Nov. 30		Las Vegas:	Dicker	7	Herbert	151	Vidal	25	Vidal	126	Two Tied	4	McConkey	39	Perryman	7 (6)	Tuipulotu	2.0
Dec. 8		Philadelphia:	Dicker	16	Herbert	139	Vidal	14	Herbert	66	Allen	3	Vidal	60	Henley	7 (6)	Oweh	1.0
Dec. 14	at	Kansas City:	Dicker	10	Herbert	210	Hampton	15	Hampton	61	Allen	5	Gadsden	61	James Jr.	10 (2)	Two Tied	2.0
Dec. 21	at	Dallas:	Dicker	10	Herbert	300	Hampton	16	Hampton	85	Allen	5	Johnston	104	Jefferson	8 (4)	Tuipulotu	1.0
Dec. 27		Houston:																
TBD	at	Denver:																

REGULAR-SEASON WEEKLY LEADERS, OPPONENT

			Scoring		Pass Yds.		Carries		Rush Yds.		Catches		Rec. Yds.		Tackles (Solo)		Sacks	
Sept. 5		Kansas City:	Butker	9	Mahomes	258	Mahomes	6	Mahomes	57	Brown	10	Brown	99	Conner	9 (7)	Tranquill	2.0
Sept. 15	at	Las Vegas:	Carlson	9	Smith	180	Jeanty	11	Jeanty	43	Meyers	6	Meyers	68	White	8 (6)	Laulu	2.0
Sept. 21		Denver:	Lutz	8	Nix	153	Dobbins	11	Dobbins	83	Sutton	6	Sutton	118	Singleton	12 (4)	Bonitto	2.0
Sept. 28	at	N.Y. Giants:	McAtamney	7	Dart	111	Skattebo	25	Skattebo	79	Three tied	3	Slayton	44	Mussau	6 (2)	Two Tied	1.0
Oct. 5		Washington:	Croskey-Merriitt	12	Daniels	231	Croskey-Merriitt	14	Croskey-Merriitt	111	Samuel	8	Samuel	96	Wagner	14 (8)	Armstrong	2.0
Oct. 12	at	Miami:	Achane	12	Tagovailoa	205	Achane	16	Achane	128	Waddle	6	Waddle	95	Britt	13 (6)	Grant	1.0
Oct. 19		Indianapolis:	Taylor	18	Jones	288	Taylor	16	Taylor	94	Pittman	7	Pierce	98	Moore	8 (4)	Buckner	2.0
Oct. 23		Minnesota:	Addison	6	Wentz	144	Jones	5	Scott	16	Jefferson	7	Jefferson	74	Cashman	11 (6)	Two Tied	1.0
Nov. 2	at	Tennessee:	Slye	8	C. Ward	145	Pollard	10	Pollard	56	Two Tied	3	Ayomanor	46	Gray	16 (11)	J. Ward	2.5
Nov. 9		Pittsburgh:	Wilson	6	Rodgers	161	Warren	14	Warren	70	Two Tied	3	Two Tied	35	Queen	12 (2)	Highsmith	2.0
Nov. 16	at	Jacksonville:	Etienne	12	Lawrence	153	Etienne	19	Tuten	74	Meyers	5	Meyers	64	Two Tied	5	Two Tied	1.0
Nov. 30		Las Vegas:	Bowers	12	Smith	165	Jeanty	15	Jeanty	31	Jeanty	6	Bowers	63	Chinn	17 (8)	Crosby	2.0
Dec. 8		Philadelphia:	Elliott	13	Hurts	240	Barkley	20	Barkley	122	Goedert	8	Brown	100	Four Tied	8	Hunt	2.5
Dec. 14	at	Kansas City:	Butker	7	Mahomes	189	Pacheco	11	Pacheco	21	Two Tied	7	Kelce	70	Tranquill	14 (8)	Omenihu	1.5
Dec. 21	at	Dallas:	Two Tied	7	Prescott	244	Williams	9	Williams	34	Pickens	7	Pickens	130	Revel	9 (8)	None	
Dec. 27		Houston:																
TBD	at	Denver:																

REGULAR-SEASON PLAYER PARTICIPATION

2025 Season	1	2	3	4	5	6	7	8	9	10	11	13	14	15	16	17	18	Season Totals			
Player	KC	at LV	DEN	at NYG	WAS	at MIA	IND	MIN	at TEN	PIT	at JAX	LV	PHI	at KC	at DAL	HOU	at DEN	GP	GS	DNP	INA
Allen, Keenan	3WR	SUB	SUB	SUB	SUB	SUB	SUB	SUB	WR	SUB	SUB	SUB	WR	SUB	SUB			15	3	0	0
Alt, Joe	LT	LT	LT	LT	INA	INA	INA	LT	INA	IR	IR	IR	IR	IR	IR			6	6	0	3
Becton Sr., Mekhi	RG	RG	RG	INA	RG	RG	RG	RG	INA	RG	RG	RG	RG	RG	RG			13	13	0	2
Bowden, Peter	—	—	—	—	—	—	—	—	—	PS	—	—	—	—	—			0	0	0	0
Bozeman, Bradley	C	C	C	C	C	C	C	C	C	C	C	C	C	C	C			15	15	0	0
Caldwell, Jamaree	SUB	SUB	SUB	SUB	SUB	DL	DL	DL	DL	SUB	SUB	SUB	SUB	SUB	SUB			15	5	0	0
Campbell, Dalevon	—	—	—	—	—	—	PS	PS	PS	PS	PS	PS	INA	INA	PS			0	0	0	2
Colson, Junior	IR	IR	IR	IR	IR	IR	IR	IR	IR	IR	IR	IR	IR	IR	IR			0	0	0	0
Conklin, Tyler	TE	TE	TE	TE	TE	SUB	SUB	SUB	SUB	SUB	SUB	SUB	INA	DNP	INA			12	5	1	2
Davis, Derius	SUB	SUB	SUB	INA	INA	INA	SUB	SUB	SUB	SUB	SUB	SUB	SUB	INA	INA			10	0	0	4
Deculus, Austin	SUB	SUB	SUB	SUB	LT	LT	LT	INA	INA	LT	SUB	SUB	INA	INA	SUB			11	4	0	4
Dicker, Cameron	SUB	SUB	SUB	SUB	SUB	SUB	SUB	SUB	SUB	SUB	SUB	SUB	SUB	SUB	SUB			15	0	0	0
Dissly, Will	SUB	TE	INA	INA	INA	SUB	SUB	INA	INA	INA	INA	INA	INA	SUB	SUB			7	1	0	8
Dupree, Bud	SUB	SUB	OLB	OLB	OLB	OLB	SUB	SUB	SUB	SUB	SUB	SUB	SUB	SUB	INA			14	4	0	1
Dunn, Michael	—	—	—	—	PS	—	—	—	—	—	—	—	—	—	—			0	0	0	0
Dye, Troy	SUB	LB	LB	LB	LB	LB	INA	SUB	SUB	SUB	SUB	SUB	SUB	SUB	SUB			14	4	0	1
Eboigbe, Justin	SUB	SUB	SUB	SUB	SUB	DL	SUB	SUB	SUB	SUB	SUB	SUB	SUB	SUB	SUB			15	1	0	0
Edwards, TeRah	PS	PS	PS	PS	PS	PS	PS	PS	PS	PS	PS	PS	PS	PS	PS			0	0	0	0
Ferrell Clelin	—	—	PS	PS	PS	PS	—	—	—	—	—	—	—	—	—			1	0	0	0
Fisk, Tucker	INA	INA	2TE	SUB	2TE	SUB	TE	TE	SUB	TE	TE	TE	IR	IR	IR			10	7	0	2
Freeman, Royce	—	—	—	—	—	—	—	—	—	—	—	—	—	PS	—			0	0	0	0
Fuga, Josh	IR	IR	IR	IR	IR	IR	IR	IR	IR	IR	IR	IR	IR	IR	IR			0	0	0	0
Gadsden, Oronde	INA	INA	SUB	SUB	3TE	TE	SUB	SUB	TE	TE	SUB	TE	TE	TE	SUB			13	7	0	2
Gilman, Alohi	S	S	S	S	S	S	—	—	—	—	—	—	—	—	—			5	5	0	0
Grimm, Luke	PS	PS	PS	PS	PS	PS	PS	PS	—	—	PS	PS	—	—	—			0	0	0	0
Hampton, Omarion	RB	RB	RB	RB	RB	RB	IR	IR	IR	IR	IR	IR/DFR	SUB	SUB	SUB			8	5	0	0
Hand, Da'Shawn	DL	DL	DL	DL	DL	DL	IR	IR	IR	IR	IR	DL	DL	DL	DL			11	11	0	0
Harris, Josh	IR/DFR	IR/DFR	IR/DFR	IR/DFR	IR/DFR	IR/DFR	IR/DFR	IR/DFR	IR/DFR	IR/DFR	IR/DFR	SUB	SUB	SUB	SUB			6	0	0	0
Harris, Najee	SUB	SUB	SUB	IR	IR	IR	IR	IR	IR	IR	IR	IR	IR	IR	IR			3	0	0	0
Harris, Tre'	SUB	SUB	SUB	SUB	WR	WR	WR	WR	SUB	SUB	WR	WR	WR	WR	WR			15	8	0	0
Hart, Bobby	—	—	—	—	—	RT	RT	RT	RT	INA	INA	SUB	SUB	RT	RT			8	6	0	2
Hart, Cam	SUB	SUB	INA	SUB	SUB	SUB	SUB	SUB	CB	CB	CB	CB	IR	IR	CB			14	5	0	1
Haskins, Hassan	SUB	SUB	SUB	SUB	SUB	SUB	SUB	INA	IR	IR	IR	IR	IR	SUB	SUB			10	0	0	1
Henley, Daiyan	LB	LB	LB	LB	LB	LB	LB	LB	LB	LB	LB	LB	LB	LB	LB			15	15	0	0
Herbert, Justin	QB	QB	QB	QB	QB	QB	QB	QB	QB	QB	QB	QB	QB	QB	QB			15	15	0	0
Hines, Nyheim	PS	—	—	—	—	SUB	SUB	SUB	—	—	—	—	—	—	—			3	0	0	0
Jackson, Donté	CB	CB	CB	CB	CB	CB	CB	CB	CB	CB	CB	CB	CB	CB	SUB			15	13	0	0
Jackson, JaQuae	PS	PS	PS	PS	PS	PS	PS	PS	PS	PS	PS	PS	PS	PS	PS			0	0	0	0
James, Andre	SUB	SUB	SUB	SUB	SUB	SUB	SUB	SUB	SUB	SUB	SUB	SUB	SUB	SUB	SUB			14	0	0	0
James Jr., Derwin	S	S	S	S	S	S	S	S	S	S	S	S	S	S	S			15	15	0	0
Jefferson, Tony	PS	3S	3S	SUB	SUB	SUB	SUB	SUB	SUB	INA	INA	INA	SUB	SUB	S			11	6	0	3
Johnson, Amar	PS	PS	PS	PS	PS	PS	PS	PS	PS	PS	PS	PS	PS	PS	PS			2	0	0	0
Johnson, Emany	PS	PS	INA	PS	PS	PS	PS	PS	PS	PS	PS	PS	PS	PS	PS			0	0	0	1
Johnson, Zion	LG	LG	LG	LG	LG	LG	LG	LG	LG	LG	LG	LG	LG	LG	LG			15	15	0	0
Johnston, Quentin	WR	WR	WR	WR	SUB	INA	WR	WR	WR	WR	WR	WR	SUB	INA	WR			13	9	0	2
Jones, Naquan	INA	SUB	SUB	SUB	INA	SUB	SUB	SUB	SUB	SUB	SUB	INA	INA	—	—			8	0	0	4
Kaltenberger, Josh	PS	PS	PS	PS	—	PS	—	—	—	—	—	—	PS	—	—			0	0	0	0
Kennard, Kyle	INA	INA	SUB	SUB	INA	SUB	INA	INA	INA	INA	INA	INA	INA	INA	SUB			4	0	0	11
Lambert-Smith, KeAndre	SUB	SUB	INA	SUB	SUB	3WR	INA	INA	SUB	INA	INA	INA	INA	SUB	SUB			8	1	0	7
Lance, Trey	DNP	DNP	DNP	DNP	DNP	DNP	DNP	DNP	DNP	DNP	DNP	SUB	SUB	DNP	DNP			3	0	12	0
Leonard, Deane	IR/DFR	IR/DFR	IR/DFR	IR/DFR	IR/DFR	IR/DFR	IR/DFR	IR/DFR	IR/DFR	IR/DFR	IR/DFR	SUB	SUB	SUB	SUB			6	0	0	0
Lovato, Rick	SUB	SUB	SUB	SUB	SUB	SUB	SUB	SUB	SUB	SUB	SUB	—	—	—	—			9	0	0	0
Mack, Khalil	OLB	OLB	IR	IR	IR	IR	SUB	OLB	OLB	OLB	OLB	OLB	OLB	OLB	OLB			11	10	0	0
Matlock, Scott	SUB	FB	SUB	FB	SUB	INA	SUB	FB	SUB	SUB	SUB	FB	SUB	FB	FB			14	7	0	1
Mauga, Kana'i	—	INA	PS	PS	PS	—	—	—	—	—	—	—	—	—	—			0	0	0	1
McLachlan, Tanner	—	—	—	—	—	—	—	—	—	—	—	—	—	PS	PS			0	0	0	0
McConkey, Ladd	WR	SUB	WR	WR	SUB	WR	WR	WR	WR	WR	WR	SUB	WR	SUB	WR			15	11	0	0
Mickens, RJ	INA	SUB	SUB	INA	INA	SUB	SUB	SUB	S	SUB	S	S	S	S	INA			11	5	0	4
Molden, Elijah	3S	INA	INA	3S	3S	S	INA	3S	3S	S	3S	3S	3S	INA	3S			11	11	0	4
Murphy, Caleb	SUB	SUB	SUB	SUB	SUB	SUB	—	—	—	—	—	—	—	—	—			6	0	0	0
Mustipher, Sam	—	—	—	—	PS	PS	PS	PS	PS	PS	PS	PS	PS	PS	PS			0	0	0	0
Ogbonnia, Otito	SUB	INA	INA	INA	SUB	SUB	SUB	IR	IR	IR	IR	IR	IR/DFR	SUB	SUB			7	0	0	3
Oladokun, Jordan	IR	IR	IR	IR	IR	IR	IR	IR	IR	IR	IR	IR	IR	IR	IR			0	0	0	0
Oweh, Odafe	—	—	—	—	—	SUB	OLB	SUB	SUB	SUB	SUB	SUB	SUB	SUB	SUB			8	1	0	0
Patterson, Jaret	—	—	—	—	—	—	—	PS	SUB	SUB	SUB	PS	SUB	PS	PS			4	0	0	0
Penning, Trevor	—	—	—	—	—	—	—	—	—	DNP	LT	SUB	SUB	T	T			5	3	1	0
Perryman, Denzel	LB	IR	IR	IR	IR	IR/DFR	LB	LB	LB	LB	LB	LB	LB	LB	LB			10	10	0	0
Phillips, Del'Shawn	SUB	SUB	SUB	SUB	SUB	SUB	SUB	SUB	SUB	SUB	SUB	SUB	SUB	SUB	SUB			15	0	0	0
Pipkins III, Trey	RT	RT	RT	RT	RT	INA	INA	SUB	SUB	RT	RT	RT	RT	INA	INA			11	9	0	4
Purchase, Myles	PS	PS	PS	PS	—	—	—	PS	PS	PS	PS	PS	PS	—	—			0	0	0	0
Randolph, Garmon	PS	PS	PS	PS	PS	PS	PS	PS	PS	PS	PS	PS	PS	PS	PS			0	0	0	0
Reagor, Jalen	PS/IR	—	—	—	—	PS	—	—	—	—	—	—	—	—	—			0	0	0	0
Reed, Nikko	INA	INA	SUB	INA	INA	INA	INA	INA	SUB	SUB	SUB	INA	INA	INA	INA			4	0	0	11
Rogers, Eric	IR	IR	IR	IR	IR	IR	IR	IR	IR	IR	IR	IR	IR	IR	IR			0	0	0	0
Salyer, Jamaree	SUB	SUB	SUB	RG	SUB	INA	SUB	INA	SUB	SUB	SUB	LT	LT	LT	LT			13	5	0	2
Sarell, Foster	INA	PS	PS	SUB	SUB	SUB	SUB	SUB	RG	INA	INA	—	PS	PS	PS			6	1	0	3
Scott, JK	SUB	SUB	SUB	SUB	SUB	SUB	SUB	SUB	SUB	SUB	SUB	SUB	SUB	SUB	SUB			15	0	0	0
Sharpe, David	PS	PS	PS	PS	PS	SUB	PS	PS	PS	PS	PS	PS	—	—	—			1	0	0	0
Slater, Rashawn	IR	IR	IR	IR	IR	IR	IR	IR	IR	IR	IR	IR	IR	IR	IR			0	0	0	0
Still, Tarheeb																					

REGULAR SEASON SINGLE-GAME HIGHS

INDIVIDUAL

Passing

Longest Scoring Pass — 60, J.Herbert to Q. Johnston,
Sept. 21 vs. Denver

Longest Non-Scoring Pass — 60, J. Herbert to K.Vidal,
Dec. 8 vs. Philadelphia

Most Passing Attempts — 55, J.Herbert, Oct. 19 vs. Indianapolis

Most Completions — 37, J.Herbert, Oct. 19 vs. Indianapolis

Most Passing Yards — 420, J.Herbert Oct. 18 vs. Indianapolis

Most Passing Touchdowns — 3, J.Herbert, Last: Oct. 23 vs. Minnesota

Highest Completion Percentage (min. 20 att.) — 79.3, J.Herbert,
Dec. 21 at Dallas

Highest Passer Rating (min. 20 att.) — 132.8, J.Herbert,
Dec. 21 at Dallas

Rushing

Longest Scoring Run — 59, K.Vidal Nov. 30 vs. Las Vegas

Longest Non-Scoring Run — 41, J.Herbert, Oct. 5 vs. Washington

Most Rushing Attempts — 25, Last: K.Vidal, Nov. 30 vs. Las Vegas

Most Rushing Yards — 128, O.Hampton, Sept. 28 at N.Y. Giants

Most Rushing Touchdowns — 1, Last: O.Hampton and J.Herbert,
Dec. 21 at Dallas

Receiving

Most Receptions — 11, K. Allen, Oct. 19 vs. Indianapolis

Most Receiving Yards — 164, O.Gadsden, Oct. 19 vs. Indianapolis

Most Receiving Touchdowns — 2, Q.Johnston,
Sept. 5 vs. Kansas City

Total Offense

Most Total Yards from Scrimmage — 165, O.Hampton,
Sept. 28 at N.Y. Giants

Most Touchdowns — 2, Q.Johnston, Sept. 5 vs. Kansas City

Special Teams

Longest Punt — 60, Last: J.Scott, Nov. 2 at Tennessee

Longest Field Goal — 59, C.Dicker, Nov. 9 vs Pittsburgh

Most Attempted Field Goals — 5, Last: C.Dicker,
Dec. 8 vs. Philadelphia

Most Made Field Goals — 5, Last: C.Dicker,
Dec. 8 vs. Philadelphia

Returns

Longest Kickoff Return — 34, K.Lambert-Smith, Dec. 14 at Kansas City

Longest Punt Return — 33, D.Davis, Sept. 21 vs. Denver

Longest Interception Return — 27, C. Hart, Dec. 8 vs. Philadelphia

Longest Fumble Return — 11, T. Tuipulotu, Dec. 21 at Dallas

Defense

Most Interceptions — 1, Last: D.Henley and D.James Jr.,
Dec. 14 at Kansas City

Most Tackles — 13, Last: T.Dye, Sept. 28 at N.Y. Giants

Most Solo Tackles — 10, D.James Jr., Sept. 21 vs. Denver

Most Sacks — 4.0, T.Tuipulotu, Sept. 28 at N.Y. Giants

Most Passes Defensed — 3, Last: C.Hart and D.Jackson,
Dec. 8 vs. Philadelphia

TEAM

Most, Offense

First Downs — 29, Last: Oct. 23 vs. Minnesota

Rushing Attempts — 43, Last: Nov 30 vs. Las Vegas

Rushing Yards — 207, Oct. 23 vs. Minnesota

Rushing Touchdowns — 2, Last: Dec. 21 at Dallas

Passing Attempts — 55, Oct. 19 vs. Indianapolis

Completions — 37, Oct. 19 vs. Indianapolis

Net Passing Yards — 420, Oct. 19 vs. Indianapolis

Touchdowns Thrown — 3, Last: Oct. 23 vs. Minnesota

Offensive Plays — 80, Sept. 21 vs. Denver

Total Offense — 452, Dec. 21 at Dallas

Time of Possession — 39:04, Oct. 23 vs. Minnesota

Most, Turnovers

Turnovers — 3, Last: Dec. 8 vs. Philadelphia

Interceptions Thrown — 2, Last: Oct. 19 vs. Indianapolis

Fumbles — 3, Last: Dec. 8 vs. Philadelphia

Fumbles Lost — 2, Dec. 8 vs. Philadelphia

Longest Scoring Drives

Plays — 16, Dec. 21 at Dallas

Yards — 104, Nov. 2 at Tennessee

Time — 9:28, Dec. 8 vs. Philadelphia

Shortest Scoring Drives

Plays — 3, Last: Nov. 30 vs. Las Vegas

Yards — -3, Nov. 9 vs. Pittsburgh

Time — 0:33, Dec. 14 at Kansas City

Fewest, Defense

First Downs Allowed — 9, Sept. 21 vs. Denver

Rushing Attempts Allowed — 11, Oct. 23 vs. Minnesota

Rushing Yards Allowed — 31, Nov. 30 vs. Las Vegas

Passing Attempts Allowed — 21, Sept. 28 at N.Y. Giants

Completions Allowed — 12, Nov. 2 at Tennessee

Net Passing Yards Allowed — 119, Sept. 28 at N.Y. Giants

Total Plays Allowed — 46, Nov. 30 vs. Las Vegas

Total Yards Allowed — 156, Nov. 30 vs. Las Vegas

Most, Defense

Takeaways — 5, Dec. 8 vs. Philadelphia

Interceptions — 4, Dec. 8 vs. Philadelphia

Fumbles Forced — 2, Dec. 8 vs. Philadelphia

Fumbles Recovered — 1, Last: Dec. 21. at Dallas

Passes Defensed — 13, Sept. 15 at Las Vegas

Sacks — 6.0, Sept. 28 at N.Y. Giants

GAME-BY-GAME PASSES DEFENSED

Sept. 5	Kansas City:	Teair Tart (2), Bud Dupree (1), Donte Jackson (1).
Sept. 15 at	Las Vegas:	Alohi Gilman (2), Daiyan Henley (2), Donte Jackson (2), Derwin James Jr. (2), Tony Jefferson (2), Tarheeb Still (2), Tuli Tuipulotu (2), Naquan Jones (1).
Sept. 21	Denver:	Da'Shawn Hand (1), Tony Jefferson (1), Benjamin St-Juste (1).
Sept. 28 at	N.Y. Giants:	Alohi Gilman (1), Benjamin St-Juste (1).
Oct. 5	Washington:	Tarheeb Still (2).
Oct. 12 at	Miami:	Cam Hart (1), Derwin James Jr. (1), Tony Jefferson (1), Tarheeb Still (1), Benjamin St-Juste (1).
Oct. 19	Indianapolis:	Benjamin St-Juste (2), Cam Hart (1), Donte Jackson (1).
Oct. 23	Minnesota:	Cam Hart (3), Donte Jackson (1), RJ Mickens (1), Denzel Perryman (1), Tarheeb Still (1).
Nov. 2 at	Tennessee:	Cam Hart (1), Daiyan Henley (1), Denzel Perryman (1).
Nov. 9	Pittsburgh:	Donte Jackson (2), Cam Hart (1), RJ Mickens (1), Nikko Reed (1).
Nov. 16 at	Jacksonville:	Troy Dye (1), Donte Jackson (1), Derwin James Jr. (1).
Nov. 30	Las Vegas:	Troy Dye (1), Donte Jackson (1), Tony Jefferson (1), Teair Tart (1), Tuli Tuipulotu (1).
Dec. 8	Philadelphia:	Cam Hart (3), Donte Jackson (3), Da'Shawn Hand (1), Daiyan Henley (1), Tony Jefferson (1), Tarheeb Still (1).
Dec. 14 at	Kansas City:	Derwin James Jr. (2), Cam Hart (1), Daiyan Henley (1), Tony Jefferson (1).
Dec. 21 at	Dallas:	Jamaree Caldwell (1), Denzel Perryman (1), Benjamin St-Juste (1).
Dec. 27	Houston:	
TBD at	Denver:	

SEASON TOTALS (76)

Name	No.	Name	No.
Donte Jackson	12	Tuli Tuipulotu	3
Cam Hart	11	Troy Dye	2
Tony Jefferson	7	Da'Shawn Hand	2
Tarheeb Still	7	RJ Mickens	2
Derwin James Jr.	6	Jamaree Caldwell	1
Benjamin St-Juste	6	Bud Dupree	1
Daiyan Henley	5	Naquan Jones	1
Alohi Gilman	3	Nikko Reed	1
Denzel Perryman	3		
Teair Tart	3		

GAME-BY-GAME SACKS

Sept. 5	Kansas City:	Da'Shawn Hand (1.0), Daiyan Henley (1.0).
Sept. 15 at	Las Vegas:	Jamaree Caldwell (1.0), Daiyan Henley (1.0), Khalil Mack (1.0).
Sept. 21	Denver:	Troy Dye (1.0), Derwin James Jr. (1.0).
Sept. 28 at	N.Y. Giants:	Tuli Tuipulotu (4.0), Justin Eboigbe (1.0), Derwin James Jr. (0.5), Caleb Murphy (0.5).
Oct. 5	Washington:	Justin Eboigbe (1.0).
Oct. 12 at	Miami:	Odafe Oweh (1.0), Tuli Tuipulotu (1.0).
Oct. 19	Indianapolis:	Khalil Mack (1.0).
Oct. 23	Minnesota:	Justin Eboigbe (2.0), Khalil Mack (1.0), Odafe Oweh (1.0), Tuli Tuipulotu (1.0).
Nov. 2 at	Tennessee:	Odafe Oweh (2.0), Daiyan Henley (1.0), Tuli Tuipulotu (1.0).
Nov. 9	Pittsburgh:	Bud Dupree (1.0), Khalil Mack (1.0), Tuli Tuipulotu (1.0).
Nov. 16 at	Jacksonville:	None.
Nov. 30	Las Vegas:	Tuli Tuipulotu (2.0) Bud Dupree (1.0), Da'Shawn Hand (0.5), Daiyan Henley (0.5), Derwin James Jr. (0.5), Khalil Mack (0.5).
Dec. 8	Philadelphia:	Odafe Oweh (1.0).
Dec. 14 at	Kansas City:	Tuli Tuipulotu (2.0), Khalil Mack (1.0), Odafe Oweh (2.0).
Dec. 21 at	Dallas:	Tuli Tuipulotu (1.0).
Dec. 27	Houston:	
TBD at	Denver:	

SEASON TOTALS (41.0)

Name	No.	Name	No.
Tuli Tuipulotu	13.0	Caleb Murphy	0.5
Odafe Oweh	7.0		
Khalil Mack	5.5		
Justin Eboigbe	4.0		
Daiyan Henley	3.5		
Bud Dupree	2.0		
Derwin James Jr.	2.0		
Da'Shawn Hand	1.5		
Jamaree Caldwell	1.0		
Troy Dye	1.0		

RECORDS

INDIVIDUAL RECORDS

*NFL Record

POINTS

Most Seasons Leading League

- 1 Nate Kaeding, 2009
LaDainian Tomlinson, 2006
John Carney, 1994

Most, Career

- 1,076 John Carney, 1990-2000
- 918 LaDainian Tomlinson, 2001-09
- 889 Nate Kaeding, 2004-12

Most, Season

- 186* LaDainian Tomlinson, 2006
- 150 Cameron Dicker, 2024
- 146 Nate Kaeding, 2009

Most, Season, Non-Kickers

- 186* LaDainian Tomlinson, 2006
- 124 Austin Ekeler, 2021
- 120 LaDainian Tomlinson, 2005

Most, Season, Rookie

- 114 Nate Kaeding, 2004
- 106 Josh Lambo, 2015
Dennis Pardee, 1968
- 94 Herb Travenio, 1965

Most, Game

- 30 Kellen Winslow, Nov. 22, 1981 at Oakland
- 24 (10x) Last: Austin Ekeler, Nov. 21, 2021 vs. Pit.
- 20 Mike Williams, Dec. 13, 2018 at Kansas City

TOUCHDOWNS

Most Seasons Leading League

- 3 Lance Alworth, 1964, 1965, 1966
- 2 Austin Ekeler, 2021, 2022
- 1 LaDainian Tomlinson, 2006
Chuck Muncie, 1981

Most, Career

- 153 LaDainian Tomlinson, 2001-09
- 116 Antonio Gates, 2003-18
- 83 Lance Alworth, 1962-70

Most, Season

- 31* LaDainian Tomlinson, 2006
- 20 Austin Ekeler, 2021
LaDainian Tomlinson, 2005
- 19 Chuck Muncie, 1981

Most, Game

- 5 Kellen Winslow, Nov. 22, 1981 at Oakland
- 4 (10x) Last: Austin Ekeler, Nov. 21, 2021 vs. Pit.
- 3 (46x) Last: A.Ekeler, Oct. 2, 2022 at Hou.

Most Consecutive Games

- 18* LaDainian Tomlinson, 2004-05
- 10 LaDainian Tomlinson, 2006
- 9 Antonio Gates, 2009-10
Natrone Means, 1993-94
Lance Alworth, 1963

POINTS AFTER TOUCHDOWN

Most Seasons Leading League

- 2 Nate Kaeding, 2006
Rolf Benirschke, 1981, 1982
- 1 Herb Travenio, 1965

Most, Career

- 349 Nate Kaeding, 2004-12
- 328 Rolf Benirschke, 1977-86
- 293 John Carney, 1990-2000

Most, Season

- 58 Nate Kaeding, 2006
- 55 Rolf Benirschke, 1981
- 54 Nate Kaeding, 2004

Most, Game

- 7 (6x) Last: N.Kaeding, Dec. 28, 2008 vs. Den.
- 6 (30x) Last: M.Badgley, Dec. 8, 2019 at. Jax.
- 5 (55x) Last: C.Dicker, Nov. 12, 2023 vs. Detroit

Most Consecutive

- 250 Nate Kaeding, 2004-09
- 128 Nick Novak, 2011-14
- 87 Rolf Benirschke, 1983-86f

Most Attempts, Career

- 352 Rolf Benirschke, 1977-86
- 351 Nate Kaeding, 2004-12
- 298 John Carney, 1990-2000

Most Attempts, Season

- 61 Rolf Benirschke, 1981
- 58 Nate Kaeding, 2006
- 55 Nate Kaeding, 2004
Bob Thomas, 1985

Most Attempts, Game

- 8 Rolf Benirschke, Nov. 22, 1981 at Oakland
- 7 (6x) Last: N.Kaeding, Dec. 28, 2008 vs. Den.
- 6 (38x) Last: M. Badgley, Dec. 8, 2019 at. Jax.

TWO-POINT CONVERSIONS

Most Seasons Leading League

- 1 Ladarius Green, 2015
Mikhael Ricks, 1999
Ronnie Harmon, 1994

Most, Career

- 3 Joshua Palmer, 2021-24
Ronnie Harmon, 1990-95
- 2 Keenan Allen, 2013-23, '25
Jared Cook, 2021
Austin Ekeler, 2017-23
Mike Williams, 2017-23
Antonio Gates, 2003-18
Melvin Gordon, 2015-19
Ladarius Green, 2012-15
Justin Herbert, 2020-25
Legedu Naanee, 2007-10
Dave Kocourek, 1960-65

Most, Season

- 3 Ronnie Harmon, 1994
- 2 Joshua Palmer, 2024
Jared Cook, 2021
Austin Ekeler, 2021
Melvin Gordon, 2018
Antonio Gates, 2018
- 1 (38x) Last: Justin Herbert, 2025

Most, Game

- 2* Ladarius Green, Oct. 25, 2015 vs. Oakland
- 1 (47x) Last: Justin Herbert, Sept. 28, 2025 at NYG

FIELD GOALS

Most Seasons Leading League

- 1 Nate Kaeding, 2009
John Carney, 1994

Most, Career

- 261 John Carney, 1990-2000
- 180 Nate Kaeding, 2004-12
- 146 Rolf Benirschke, 1977-86

Most, Season

- 39 Cameron Dicker, 2024
- 36 Cameron Dicker, 2025
- 34 Nick Novak, 2013
John Carney, 1994

Most, Game

- 6 (3x) Last: G.Davis, Oct. 5, 1997 at Oakland
- 5 (15x) Last: C.Dicker, Dec. 8, 2025 vs. Phi.
- 4 (41x) Last: C.Dicker, Jan. 5, 2025 at Las Vegas

Most, Game, No Misses

- 6 (3x) Last: G.Davis, Oct. 5, 1997 at Oakland
- 5 (14x) Last: C.Dicker, Dec. 8, 2025 vs. Phi.
- 4 (29x) Last: C.Dicker, Dec. 28, 2024 at N.E.

Highest Percentage, Career (min. 100 att.)

- 94.0 Cameron Dicker, 2022-25 (125-of-133)
- 87.0 Nate Kaeding, 2004-12 (180-of-207)
- 84.6 Nick Novak, 2011-14, '17 (110-of-130)
- 81.6 John Carney, 1990-2000 (261-of-320)

Highest Percentage, Season (min. 15 att.)

- 95.0 Cameron Dicker, 2022 (19-of-20)
- 94.7 Cameron Dicker, 2025 (36-of-38)
- 93.9 Cameron Dicker, 2023 (31-of-33)
- 93.8 Michael Badgley, 2018 (15-of-16)

Most Consecutive

- 32 Nick Novak, 2013-14
- 29 John Carney, 1992-93
- 22 Nate Kaeding, 2009-10

Most Attempts, Career

- 320 John Carney, 1990-2000
- 208 Rolf Benirschke, 1977-86
- 207 Nate Kaeding, 2004-12

Most Attempts, Season

- 42 Cameron Dicker, 2024
- 40 John Carney, 1993
- 39 Michael Badgley, 2020

Most Attempts, Game

- 7 Dick Van Raaphorst, Oct. 8, 1966 at N.Y. Jets
- 6 (6x) Last: Steve Christie, Dec. 1, 2002 vs. Den.
- 5 (30x) Last: C.Dicker, Dec. 8, 2025 vs. Phi.

Longest

- 59 Cameron Dicker, Nov. 9, 2025 vs. Pittsburgh
Cameron Dicker, Oct. 21, 2024 at Arizona
Michael Badgley, Dec. 9, 2018 vs. Cincinnati
- 57 Cameron Dicker, Dec. 19, 2024 vs. Denver
Nate Kaeding, Dec. 21, 2008 at Tampa Bay
- 56 Cameron Dicker, Nov. 30, 2025 vs. Las Vegas

RUSHING YARDS

Most Seasons Leading League

- 2 LaDainian Tomlinson, 2006, 2007
- 1 Dick Post, 1968
- Paul Lowe, 1965

Most, Career

- 12,490 LaDainian Tomlinson, 2001-09
- 4,972 Paul Lowe, 1960-68
- 4,355 Austin Ekeler, 2017-23

Most, Season

- 1,815 LaDainian Tomlinson, 2006
- 1,683 LaDainian Tomlinson, 2002
- 1,645 LaDainian Tomlinson, 2003

Most, Game

- 243 LaDainian Tomlinson, Dec. 28, 2003 vs. Oak.
- 220 LaDainian Tomlinson, Dec. 1, 2002 vs. Denver
- 217 LaDainian Tomlinson, Sept. 29, 2002 vs. N.E.
- Gary Anderson, Dec. 18, 1988 vs. Kansas City

Most Games 100 Yards or More, Career

- 46 LaDainian Tomlinson, 2001-09
- 15 Natrone Means, 1993-99
- Paul Lowe, 1960-68
- 12 Ryan Mathews, 2010-14

Most Games 100 Yards or More, Season

- 10 LaDainian Tomlinson, 2006
- 7 LaDainian Tomlinson, 2002
- Don Woods, 1974
- 6 Ryan Mathews, 2013
- LaDainian Tomlinson, 2007
- LaDainian Tomlinson, 2004
- LaDainian Tomlinson, 2003
- Natrone Means, 1994

Most Consecutive Games, 100 Yards or More

- 9 LaDainian Tomlinson, 2006
- 5 Natrone Means, 1994
- 4 LaDainian Tomlinson, 2007

Most Games 200 Yards or More, Career

- 4 LaDainian Tomlinson, 2001-09
- 1 Gary Anderson, 1985-88

Longest Run

- 87t Melvin Gordon, Oct. 29, 2017 at New England
- Paul Lowe, Sept. 10, 1961 at Dallas Texans
- 86t Keith Lincoln, Sept. 30, 1962 at Oakland
- 85t LaDainian Tomlinson, Dec. 17, 2006 vs. K.C.

RUSHING TOUCHDOWNS

Most Seasons Leading League

- 3 LaDainian Tomlinson, 2004, 2006, 2007
- 1 Chuck Muncie, 1981
- Paul Lowe, 1961, 1965

Most, Career

- 138 LaDainian Tomlinson, 2001-09
- 43 Chuck Muncie, 1980-84
- 39 Austin Ekeler, 2017-23

Most, Season

- 28* LaDainian Tomlinson, 2006
- 19 Chuck Muncie, 1981
- 18 LaDainian Tomlinson, 2005

Most, Game

- 4 LaDainian Tomlinson, Oct. 14, 2007 vs. Oak.
- LaDainian Tomlinson, Nov. 12, 2006 at Cin.
- LaDainian Tomlinson, Oct. 15, 2006 at S.F.
- Chuck Muncie, Nov. 29, 1981 vs. Denver
- Clarence Williams, Sept. 16, 1979 vs. Buffalo
- 3 (22x), Last: M.Gordon, Oct. 15, 2018 at Cle.
- 2 (127x), Last: G.Edwards, Dec. 19, 2024 vs. Den.

Most Consecutive Games

- 18* LaDainian Tomlinson, 2004-05
- 9 Natrone Means, 1993-94
- 8 LaDainian Tomlinson, 2006

RUSHING AVERAGE

Most Seasons Leading League (min. 100 att.)

- 2 Paul Lowe, 1960, 1965
- 1 Dickie Post, 1968
- Brad Hubbard, 1967
- Keith Lincoln, 1963

Highest, Career (minimum 500 att.)

- 4.90 Paul Lowe, 1960-68
- 4.71 Keith Lincoln, 1961-66, '68
- 4.43 Dickie Post, 1967-70

Highest, Season (minimum 100 att.)

- 6.45 Keith Lincoln, 1963
- 6.29 Paul Lowe, 1960
- 5.71 Paul Lowe, 1963

Highest, Game (minimum 10 att.)

- 14.7 Michael Turner, Oct. 7, 2007 at Denver
- 13.8 Keith Lincoln, Sept. 30, 1962 at Oakland
- 13.5 J.K. Dobbins, Sept. 8, 2024 vs. Las Vegas

RUSHING ATTEMPTS

Most, Career

- 2,880 LaDainian Tomlinson, 2001-09
- 1,059 Melvin Gordon, 2015-19
- 1,031 Marion Butts, 1989-93

Most, Season

- 372 LaDainian Tomlinson, 2002
- 348 LaDainian Tomlinson, 2006
- 343 Natrone Means, 1994

Most, Game

- 39 LaDainian Tomlinson, Oct. 20, 2002 at Oak.
- Marion Butts, Dec. 17, 1989 at Kansas City
- 37 (3x) Last: L.Tomlinson, Nov. 21, 2004 at Oak.
- 36 LaDainian Tomlinson, Sept. 9, 2001 vs. Was.
- Gary Brown, Oct. 5, 1997 at Oakland

PASSING ATTEMPTS

Most Seasons Leading League

- 2 Dan Fouts, 1980, 1981
- John Hadl, 1968, 1971
- 1 Philip Rivers, 2015

Most, Career

- 7,591 Philip Rivers, 2004-19
- 5,604 Dan Fouts, 1973-87
- 3,640 John Hadl, 1962-72

Most, Season

- 699 Justin Herbert, 2022
- 672 Justin Herbert, 2021
- 661 Philip Rivers, 2015

Most, Game

- 65 Philip Rivers, Oct. 18, 2015 at Green Bay
- 64 Justin Herbert, Jan. 9, 2022 at Las Vegas (OT)
- 58 Philip Rivers, Oct. 25, 2015 vs. Oakland
- Mark Herrmann, Dec. 22, 1985 at K.C.

PASS COMPLETIONS

Most Seasons Leading League

- 2 Dan Fouts, 1980, 1981
- John Hadl, 1968, 1971
- 1 Philip Rivers, 2015

Most, Career

- 4,908 Philip Rivers, 2004-19
- 3,297 Dan Fouts, 1973-87
- 2,264 Justin Herbert, 2020-25

Most, Season

- 477 Justin Herbert, 2022
- 443 Justin Herbert, 2021
- 437 Philip Rivers, 2015

Most, Game

- 43 Philip Rivers, Oct. 18, 2015 at Green Bay
- 40 Justin Herbert, Sept. 24, 2023 at Minnesota
- 39 Justin Herbert, Dec. 11, 2022 vs. Miami

Most Consecutive

- 25* Philip Rivers, Nov. 25, 2018 vs. Arizona
- 22 Philip Rivers, Sept. 13, 2015 vs. Detroit —
- Sept. 20, 2015 at Cincinnati
- 20 Philip Rivers, Sept. 13, 2015 vs. Detroit

COMPLETION PERCENTAGE

Most Seasons Leading League (min. 140 att.)

- 1 Philip Rivers, 2013
- Mark Herrmann, 1985
- Dan Fouts, 1979
- Tobin Rote, 1963

Highest, Career (minimum 500 att.)

- 66.5 Justin Herbert, 2020-25
- 64.7 Philip Rivers, 2004-19
- 62.2 Drew Brees, 2001-05

Highest, Season (minimum 140 att.)

- 69.5 Philip Rivers, 2013
- 68.2 Justin Herbert, 2022
- 68.3 Philip Rivers, 2018

Highest, Game (minimum 20 att.)

- 96.6 Philip Rivers, Nov. 25, 2018 vs. Ari. (28-of-29)
- 90.0 Philip Rivers, Nov. 1, 2012 vs. K.C. (18-of-20)
- 88.0 Drew Brees, Oct. 31, 2004 vs. Oak. (22-of-25)

PASSING YARDS

Most Seasons Leading League

- 4 Dan Fouts, 1979, 1980, 1981, 1982
- 3 John Hadl, 1965, 1968, 1971
- 1 Philip Rivers, 2010

Most, Career

- 59,271 Philip Rivers, 2004-19
- 43,040 Dan Fouts, 1973-87
- 26,938 John Hadl, 1962-72

Most, Season

- 5,014 Justin Herbert, 2021
- 4,802 Dan Fouts, 1981
- 4,792 Philip Rivers, 2015

Most, Game

- 503 Philip Rivers, Oct. 18, 2015 at Green Bay
- 455 Philip Rivers, Sept. 26, 2010 at Seattle
- 444 Dan Fouts, Dec. 11, 1982 at San Francisco
- Dan Fouts, Oct. 19, 1980 vs. N.Y. Giants

Most Games 300 Yards or More, Career

- 70 Philip Rivers, 2004-19
- 51 Dan Fouts, 1973-87
- 31 Justin Herbert, 2020-25

Most Games 300 Yards or More, Season

- 9 Justin Herbert, 2021
- 8 Justin Herbert, 2020
- Philip Rivers, 2015, 2019
- Dan Fouts, 1980
- 7 Dan Fouts, 1981, 1985

Most Consecutive Games, 300 Yards or More

- 5 Philip Rivers, 2015
- 4 Dan Fouts, 1979, 1980-81
- 3 Justin Herbert, 2020-21, 2021, 2022
- Philip Rivers, 2010-11, 2016, 2017
- Dan Fouts, 1980, 1985
- John Hadl, 1967

Most Games 400 Yards or More, Career

- 11 Philip Rivers, 2004-19
- 6 Dan Fouts, 1973-87
- 2 Justin Herbert, 2020-25
- 1 Jim Harbaugh, 1999-2000

Longest Completion

- 99t* Stan Humphries, Sept. 18, 1994 at Seattle
- 91t Jack Kemp, Nov. 12, 1961 at Denver
- 88t Ed Luther, Dec. 3, 1984 vs. Chicago

TOUCHDOWN PASSES

Most Seasons Leading League

- 2 Dan Fouts, 1981, 1982
John Hadl, 1968, 1971
- 1 Philip Rivers, 2008

Most, Career

- 397 Philip Rivers, 2004-19
- 254 Dan Fouts, 1973-87
- 201 John Hadl, 1962-72

Most, Season

- 38 Justin Herbert, 2021
- 34 Philip Rivers, 2008
- 33 Philip Rivers, 2017-18
Dan Fouts, 1981

Most, Game

- 6 Dan Fouts, Nov. 22, 1981 at Oakland
- 5 (4x), Last: Drew Brees, Oct. 31, 2004 vs. Oak.
- 4 (32x), Last: J.Herbert, Nov. 12, 2023 vs. Det.

Most Consecutive Games

- 28 Philip Rivers, 2012-14
- 27 Philip Rivers, 2017-18
- 26 Justin Herbert, 2020-23

INTERCEPTIONS THROWN

Most Seasons Leading League (Fewest INT, min. 300 att.)

- 1 Justin Herbert, 2024
Drew Brees, 2004

Most, Career

- 242 Dan Fouts, 1973-87
- 211 John Hadl, 1962-72
- 198 Philip Rivers, 2004-19

Most, Season

- 32 John Hadl, 1968
- 26 John Hadl, 1972
- 25 John Hadl, 1971
Jack Kemp, 1960

Most, Game

- 6 Ed Luther, Oct. 31, 1983 vs. Washington
John Hadl, Dec. 8, 1968 vs. Kansas City
- 5 (9x), Last: C.Wheilihan, Dec. 13, 1998 at Sea.
- 4 (33x), Last: P.Rivers, Nov. 18, 2019 vs. K.C.

Fewest, Season (minimum 150 att.)

- 1 Easton Stick, 2023 (174 att.)
- 3 Justin Herbert, 2024 (504 att.)
Ed Luther, 1984 (151 att.)
- 4 Doug Flutie, 2003 (167 att.)
John Friesz, 1993 (238 att.)

Most Consecutive Attempts, None Intercepted

- 357 Justin Herbert, Sept. 15, 2024-Dec. 15, 2024
- 233 Justin Herbert, Dec. 26, 2022-Oct. 1, 2023
- 194 Drew Brees, Oct. 17-Dec. 5, 2004

Lowest Percentage, Season (minimum 150 att.)

- 0.6 Justin Herbert, 2024
Easton Stick, 2023
- 1.4 Justin Herbert, 2022
- 1.5 Justin Herbert, 2023

PASSER RATING

Most Seasons Leading League (min. 300 att.)

- 1 Philip Rivers, 2008

Highest, Career (minimum 500 att.)

- 96.4 Justin Herbert, 2020-25
- 95.1 Philip Rivers, 2004-19
- 84.9 Drew Brees, 2001-05

Highest, Season (minimum 300 att.)

- 105.5 Philip Rivers, 2008, 2013, 2018
- 104.8 Drew Brees, 2004
- 104.4 Philip Rivers, 2009

Highest, Game (minimum 20 att.)

- 157.1 Dan Fouts, Sept. 7, 1981 at Cleveland
- 154.4 Philip Rivers, Dec. 8, 2019 at Jacksonville
- 153.1 Drew Brees, Oct. 31, 2004 vs. Oakland

RECEIVING YARDS

Most Seasons Leading League

- 3 Lance Alworth, 1965, 1966, 1968
- 1 Wes Chandler, 1982
John Jefferson, 1980

Most, Career

- 11,841 Antonio Gates, 2003-18
- 11,254 Keenan Allen, 2013-23, '25
- 9,584 Lance Alworth, 1962-70

Most, Season

- 1,602 Lance Alworth, 1965
- 1,393 Keenan Allen, 2017
- 1,383 Lance Alworth, 1966

Most, Game

- 260 Wes Chandler, Dec. 20, 1982 vs. Cincinnati
- 243 Wes Chandler, Sept. 15, 1985 vs. Seattle
- 232 Lance Alworth, Oct. 20, 1963 at Kansas City

Most Games 100 Yards or More, Career

- 41 Lance Alworth, 1962-70
- 39 Keenan Allen, 2013-23, 25
- 24 Kellen Winslow, 1979-87

Most Games 100 Yards or More, Season

- 9 Lance Alworth, 1965
- 8 Lance Alworth, 1966
- 7 Keenan Allen, 2017
John Jefferson, 1980

Most Consecutive Games, 100 Yards or More

- 5 Lance Alworth, 1966
- 4 Keenan Allen, 2017
Wes Chandler, 1982
John Jefferson, 1979-80
Charlie Joiner, 1976
Lance Alworth, 1968
Lance Alworth, 1965
- 3 Keenan Allen, 2023
Kellen Winslow, 1982
Kellen Winslow, 1980
John Jefferson, 1980
John Jefferson, 1979
Gary Garrison, 1971
Lance Alworth, 1967
Lance Alworth, 1965
Lance Alworth, 1964

Most Games 200 Yards or More, Career

- 5* Lance Alworth, 1962-70
- 2 Wes Chandler, 1981-87
- 1 Keenan Allen, 2013-23, '25
Malcom Floyd, 2004-15

Longest Reception

- 99t* Tony Martin, Sept. 18, 1994 at Seattle
- 91t Keith Lincoln, Nov. 12, 1961 at Denver
- 88t Bobby Duckworth, Dec. 3, 1984 at Chicago

RECEIVING AVERAGE

Most Seasons Leading League (min. 35 rec.)

- 1 Mike Williams, 2019
Malcom Floyd, 2011
Wes Chandler, 1982
Gary Garrison, 1970
Lance Alworth, 1965

Average per Catch, Career (minimum 250 rec.)

- 19.4 Lance Alworth, 1962-70
- 18.6 Gary Garrison, 1966-76
- 17.5 Vincent Jackson, 2005-11

Average per Catch, Season (minimum 35 rec.)

- 23.2 Lance Alworth, 1965
- 22.9 Gary Garrison, 1970
- 21.2 Gary Garrison, 1968, 1971

Highest, Game (minimum 5 rec.)

- 36.0 Lance Alworth, Nov. 2, 1963 at New York Jets
- 33.6 Lance Alworth, Nov. 15, 1964 at Kansas City
- 32.0 Lance Alworth, Dec. 19, 1965 vs. Oakland

RECEPTIONS

Most Seasons Leading League

- 3 Lance Alworth, 1966, 1968, 1969
- 2 Kellen Winslow, 1980, 1981

Most, Career

- 977 Keenan Allen, 2013-23, '25
- 955 Antonio Gates, 2003-18
- 586 Charlie Joiner, 1976-86

Most, Season

- 108 Keenan Allen, 2023
- 107 Austin Ekeler, 2022
- 106 Keenan Allen, 2021

Most, Game

- 18 Keenan Allen, Sept. 24, 2023 at Minnesota
- 16 Keenan Allen, Nov. 22, 2020 vs. N.Y. Jets
- 15 Austin Ekeler, Oct. 6, 2019 vs. Denver
Keenan Allen, Sept. 13, 2015 vs. Detroit
Kellen Winslow, Oct. 7, 1984 at Green Bay

Most Consecutive Games With a Catch

- 96 Lance Alworth, 1962-69
- 86 Keenan Allen, 2018-23, '25
- 80 Antonio Gates, 2003-08

RECEIVING TOUCHDOWNS

Most Seasons Leading League

- 3 Lance Alworth, 1964, 1965, 1966
- 2 John Jefferson, 1978, 1980
- 1 Tony Martin, 1996
Wes Chandler, 1982

Most, Career

- 116 Antonio Gates, 2003-18
- 81 Lance Alworth, 1962-70
- 63 Keenan Allen, 2013-23, '25

Most, Season

- 14 Tony Martin, 1996
Lance Alworth, 1965
- 13 Antonio Gates, 2004
John Jefferson, 1978, 1980
Lance Alworth, 1964, 1966
- 12 Antonio Gates, 2014
Gary Garrison, 1970

Most, Game

- 5* Kellen Winslow, Nov. 22, 1981 at Oakland
- 4 Lance Alworth, Dec. 1, 1968 at Denver
- 3 (14x) Last: D.Woodhead, Dec. 20, 2015 vs. Mia.

Most Consecutive Games

- 9 Antonio Gates, 2009-10
Lance Alworth, 1963
- 7 Lance Alworth, 1967
- 6 John Jefferson, 1980
Lance Alworth, 1964

SCRIMMAGE YARDS

Most Seasons Leading League

- 2 Lance Alworth, 1965, 1968
- 1 LaDainian Tomlinson, 2003

Most, Career

- 16,445 LaDainian Tomlinson, 2001-09
11,841 Antonio Gates, 2003-18
11,367 Keenan Allen, 2013-23, '25

Most, Season

- 2,370 LaDainian Tomlinson, 2003
2,323 LaDainian Tomlinson, 2006
2,172 LaDainian Tomlinson, 2002

Most, Game

- 271 LaDainian Tomlinson, Dec. 1, 2002 vs. Den.
261 Melvin Gordon, Nov. 6, 2016 vs. Tennessee
260 LaDainian Tomlinson, Dec. 28, 2003 vs. Oak.
Wes Chandler, Dec. 20, 1982 vs. Cincinnati

Most Games 100 Yards or More, Career

- 79 LaDainian Tomlinson, 2001-09
44 Lance Alworth, 1962-70
40 Keenan Allen, 2013-23, '25

Most Games 100 Yards or More, Season

- 14 LaDainian Tomlinson, 2006
11 LaDainian Tomlinson, 2003
10 Ryan Mathews, 2011
LaDainian Tomlinson, 2004
LaDainian Tomlinson, 2002

Most Consecutive Games, 100 Yards or More

- 11 LaDainian Tomlinson, 2006
6 Melvin Gordon, 2018
Ryan Mathews, 2011
LaDainian Tomlinson, 2007
LaDainian Tomlinson, 2004
5 Natrone Means, 1994
Lydell Mitchell, 1978

Most Games 200 Yards or More, Career

- 12 LaDainian Tomlinson, 2001-09
5 Lance Alworth, 1962-70
2 Lionel James, 1984-88
Wes Chandler, 1981-87

INTERCEPTIONS

Most Seasons Leading League

- 1 Casey Hayward, 2016
- Eric Weddle, 2011
- Antonio Cromartie, 2007

Most, Career

- 42 Gill Byrd, 1983-92
29 Dick Harris, 1960-65
26 Rodney Harrison, 1994-2002

Most, Season

- 10 Antonio Cromartie, 2007
9 Charlie McNeil, 1961
8 (4x) Last: Ryan McNeil, 2001

Most, Game

- 3 Antonio Cromartie, Nov. 11, 2007 vs. Ind.
Dwayne Harper, Nov. 27, 1995 vs. Oakland
Pete Shaw, Nov. 2, 1980 at Cincinnati
Clarence Duren, Oct. 30, 1977 at Miami
Chris Fletcher, Nov. 30, 1975 at Denver (OT)
Joe Beauchamp, Sept. 24, 1972 vs. Denver
Leslie "Speedy" Duncan, Sept. 25, 1966 at Oak.
Bud Whitehead, Oct. 10, 1965 at Buffalo
Dick Harris, Nov. 17, 1963 at Buffalo
C.McNeil, Sept. 24, 1961 vs. Houston Oilers
C.McNeil, Dec. 18, 1960 vs. Titans of N.Y.
2 (87x) Last: Tarheeb Still, Dec. 1, 2024 at Atl.

Most Consecutive Games

- 5 Charlie McNeil, 1961
4 Greg Jackson, 1998
Gill Byrd, 1989
Mike Fuller, 1977
Bryant Salter, 1972
3 (18x) Last: Stephen Cooper, 2008

INTERCEPTION RETURN YARDS

Most Seasons Leading League

- 1 Vencie Glenn, 1987
- Charlie McNeil, 1961

Most, Career

- 546 Gill Byrd, 1983-92
502 Charlie McNeil, 1960-64
477 Kenny Graham, 1964-69

Most, Season

- 349 Charlie McNeil, 1961
224 Stanley Richard, 1994
166 Vencie Glenn, 1987

Most, Game

- 177* Charlie McNeil, Sept. 24, 1961 vs. Hou. Oilers
106 Woodrow Lowe, Nov. 18, 1979 vs. Pittsburgh
103 Vencie Glenn, Nov. 29, 1987 vs. Denver

Longest Return

- 103t Vencie Glenn, Nov. 29, 1987 vs. Denver
102t Donald Frank, Oct. 31, 1993 at L.A. Raiders
100t Leslie "Speedy" Duncan, Oct. 15, 1967 vs. K.C.

INTERCEPTION TOUCHDOWNS

Most Seasons Leading League

- 1 Clinton Hart, 2005
- Jeffery Dale, 1985
- John Hendy, 1985
- Gill Byrd, 1984
- Woodrow Lowe, 1979
- Fred Dean, 1977
- Leroy Jones, 1977
- Kenny Graham, 1969
- Joe Beauchamp, 1968
- Earl Faison, 1964
- Henry Schmidt, 1964
- Claude Gibson, 1962
- Dick Harris, 1961

Most, Career

- 5 Kenny Graham, 1964-69
Dick Harris, 1960-65
4 Woodrow Lowe, 1976-86
3 Eric Weddle, 2007-15
Joe Beauchamp, 1966-75

Most, Season

- 3 Dick Harris, 1961
2 (9x) Last: Demorrio Williams, 2012
1 (78x) Last: Tarheeb Still, 2024

Most, Game

- 1 (99x) Last: Tarheeb Still, Dec. 1, 2024 at Atl.

SACKS

Most Seasons Leading League

- 1 Shawne Merriman, 2006

Most, Career

- 105.5 Leslie O'Neal, 1986-95
72.0 Joey Bosa, 2016-24
69.5 Shaun Phillips, 2004-12

Most, Season

- 17.5 Gary Johnson, 1980
17.0 Khalil Mack, 2023
Shawne Merriman, 2006
Leslie O'Neal, 1992
Steve DeLong, 1969
15.5 Fred Dean, 1978

Most, Game (since 1982)

- 6.0 Khalil Mack, Oct. 1, 2023 vs. Las Vegas
5.0 Leslie O'Neal, Nov. 16, 1986 vs. Dallas
4.0 Tuli Tuipulotu, Sept. 28, 2025 at N.Y. Giants
Antwan Barnes, Dec. 18, 2011 vs. Baltimore
Shaun Phillips, Oct. 3, 2010 vs. Arizona
Leslie O'Neal, Oct. 22, 1995 at Seattle
Leslie O'Neal, Dec. 6, 1992 at Phoenix
Leslie O'Neal, Dec. 22, 1991 vs. Denver

PUNTS

Most Seasons Leading League

- 1 Paul Maguire, 1962

Most, Career

- 771 Darren Bennett, 1995-2003
756 Mike Scifres, 2003-15
519 Dennis Pardee, 1968-75

Most, Season

- 95 Darren Bennett, 1998
92 Darren Bennett, 2000
89 Darren Bennett, 1997, 1999

Most, Game

- 11 (5x), Last: D.Bennett, Oct. 11, 1998 at Oak.
10 (10x) Last: D.Kaser, Nov. 12, 2017 at Jax.
9 (14x), Last: D.Kaser, Dec. 24, 2017 at N.Y. Jets

PUNT YARDS

Most Seasons Leading League

- 1 Paul Maguire, 1962

Most, Career

- 34,152 Mike Scifres, 2003-15
33,776 Darren Bennett, 1995-2003
21,417 Dennis Pardee, 1968-75

Most, Season

- 4,248 Darren Bennett, 2000
4,174 Darren Bennett, 1998
3,972 Darren Bennett, 1997

Most, Game

- 522 Darren Bennett, Oct. 11, 1998 at Oakland
493 Mike Scifres, Nov. 18, 2012 at Denver
492 Dennis Pardee, Nov. 10, 1974 at Kansas City

Longest Punt

- 83 JK Scott, Dec. 10, 2023 vs. Denver
82 Paul Maguire, Nov. 19, 1961 vs. Dallas Texans
73 Dennis Pardee, Oct. 17, 1971 at Denver

PUNTING AVERAGE

Most Seasons Leading League (min. 50 punts)

- 1 Darren Bennett, 2000

Highest, Career (minimum 100 punts)

- 47.4 Drew Kaser, 2016-18
46.5 Ty Long, 2019-21
46.1 JK Scott, 2022-25
45.2 Mike Scifres, 2003-15

Highest, Season (minimum 50 punts)

- 48.3 Mike Scifres, 2012
48.1 Drew Kaser, 2017
46.8 Ty Long, 2020

Highest, Game (minimum 4 punts)

- 59.5 Mike Scifres, Oct. 17, 2010 at St. Louis
Darren Bennett, Oct. 1, 1995 at Pittsburgh
57.4 JK Scott, Dec. 10, 2023 vs. Denver
57.3 JK Scott, Oct. 27 2024 vs. New Orleans

PUNT RETURN YARDS

Most Seasons Leading League

- 1 Leslie "Speedy" Duncan, 1965

Most, Career

- 2,388 Mike Fuller, 1975-80
1,651 Leslie "Speedy" Duncan, 1964-70
1,407 Darrien Gordon, 1993-96

Most, Season

- 537 Darrien Gordon, 1996
489 Eric Metcalf, 1997
475 Darrien Gordon, 1994

Most, Game

- 168 Eric Metcalf, Nov. 2, 1997 at Cincinnati
136 Mike Fuller, Nov. 21, 1976 at Buffalo
133 Andre Coleman, Sept. 17, 1995 at Philadelphia

Longest Return

- 95t Leslie "Speedy" Duncan, Nov. 24, 1968 vs. NYJ
90t Darrien Gordon, Sept. 25, 1994 at L.A. Raiders
88t Andre Coleman, Sept. 17, 1995 at Philadelphia
Mike Fuller, Oct. 9, 1977 at New Orleans

PUNT RETURN AVERAGE

Most Seasons Leading League (min. 20 ret.)

- 1 Darius Davis, 2023
- Ron Smith, 1973
- Leslie "Speedy" Duncan, 1965

Highest, Career (minimum 50 ret.)

- 13.7 Darrien Gordon, 1993-96
- 12.9 Darius Davis, 2023-25
- 12.0 Leslie "Speedy" Duncan, 1964-70
- 11.3 Mike Fuller, 1975-80

Highest, Season (minimum 20 ret.)

- 16.0 Darius Davis, 2023
- 15.5 Leslie "Speedy" Duncan, 1965
- 14.9 Darrien Gordon, 1996

PUNT RETURN TOUCHDOWNS

Most Seasons Leading League

- 2 Leslie "Speedy" Duncan, 1965, 1966
- 1 Darius Davis, 2023
- Desmond King, 2018
- Eric Metcalf, 1997
- Andre Coleman, 1995
- Darrien Gordon, 1994
- Nate Lewis, 1990
- Kitrick Taylor, 1990
- Ron Smith, 1973

Most, Career

- 4 Leslie "Speedy" Duncan, 1964-70
- 3 Eric Metcalf, 1997
- Darrien Gordon, 1993-96
- 2 (5x) Last: Desmond King, 2017-19

Most, Season

- 3 Eric Metcalf, 1997
- 2 (3x) Last: Darrien Gordon, 1994
- 1 (20x) Last: Darius Davis, 2023

Most, Game

- 2* Eric Metcalf, Nov. 2, 1997 at Cincinnati
- 1 (26x) Last: Darius Davis, Nov. 6, 2023 at NYJ

PUNT RETURNS

Most, Career

- 212 Mike Fuller, 1975-80
- 138 Leslie "Speedy" Duncan, 1964-70
- 124 Lionel James, 1984-88

Most, Season

- 46 Mike Fuller, 1979
- 45 Eric Metcalf, 1997
- 39 Mike Fuller, 1978

Most, Game

- 8 (4x) Last: Leon Johnson, Dec. 7, 2003 at Det.
- 7 (4x) Last: M.Fuller, Dec. 17, 1978 at Hou. Oilers
- 6 (9x) Last: J.Herdon, Dec. 20, 2015 vs. Mia.

Most Fair Catches, Season

- 29 Darius Davis, 2023
- 25 Travis Benjamin, 2017
- 24 Kenny Graham, 1969

Most Fair Catches, Game

- 6 Darius Davis, Dec. 10, 2023 vs. Denver
- Phil McConkey, Dec. 17, 1989 at Kansas City
- 5 Travis Benjamin, Oct. 22, 2017 vs. Denver
- Jeff Graham, Sept. 3, 2000 at Oakland
- Kenny Graham, Oct. 4, 1969 vs. Cincinnati

KICKOFF RETURN YARDS

Most Seasons Leading League

- 1 Ronney Jenkins, 2001
- Lionel James, 1984
- James Brooks, 1982

Most, Career

- 6,469 Darren Sproles, 2005-10
- 3,997 Ronney Jenkins, 2000-02
- 3,914 Andre Coleman, 1994-96

Most, Season

- 1,541 Ronney Jenkins, 2001
- 1,531 Ronney Jenkins, 2000
- 1,528 Darren Sproles, 2005

Most, Game

- 250 Ronney Jenkins, Nov. 18, 2001 at Oakland
- 221 Ronney Jenkins, Sept. 10, 2000 vs. N.O.
- 215 Richard Goodman, Jan. 1, 2012 at Oakland

Longest Return

- 105t Richard Goodman, Jan. 1, 2012 at Oakland
- 103t Darren Sproles, Sept. 14, 2008 at Denver
- Keith Lincoln, Sept. 16, 1962 vs. Titans of N.Y.
- 101t Andre Roberts, Jan. 2, 2022 vs. Denver

KICKOFF RETURN AVERAGE

Most Seasons Leading League (min. 10 ret.)

- 1 Jimmy Warren, 1964

Highest, Career (minimum 75 ret.)

- 25.3 Leslie "Speedy" Duncan, 1964-70
- 25.1 Darren Sproles, 2005-10
- 24.2 Ronney Jenkins, 2000-02

Highest, Season (minimum 10 ret.)

- 32.8 Andre Roberts, 2021
- 29.7 Antonio Cromartie, 2006
- 28.9 Nasir Adderley, 2020

KICKOFF RETURN TOUCHDOWNS

Most Seasons Leading League

- 2 Anthony Miller, 1988, 1989
- 1 Richard Goodman, 2011
- Ronney Jenkins, 2001
- Andre Coleman, 1995
- Nate Lewis, 1991
- Jamie Holland, 1988
- Keith Lincoln, 1962

Most, Career

- 4 Andre Coleman, 1994-96
- 3 Ronney Jenkins, 2000-02
- 2 Darren Sproles, 2005-10
- Anthony Miller, 1988-93

Most, Season

- 2 Ronney Jenkins, 2001
- Andre Coleman, 1995
- Andre Coleman, 1994
- 1 (14x) Last: Andre Roberts, 2021

Most, Game

- 1 (20x) Last: A.Roberts, Jan. 2, 2022 vs. Den.

KICKOFF RETURNS

Most Seasons Leading League

- 1 Lionel James, 1984
- James Brooks, 1982

Most, Career

- 258 Darren Sproles, 2005-10
- 166 Andre Coleman, 1994-96
- 165 Ronney Jenkins, 2000-02

Most, Season

- 67 Ronney Jenkins, 2000
- 63 Darren Sproles, 2005
- 62 Andre Coleman, 1995

Most, Game

- 8 (5x) Last: Darren Sproles, Oct. 26, 2008 at N.O. in London
- 7 (14x) Last: D.Davis, Dec. 15, 2024 vs. T.B.
- 6 (36x) Last: R.Goodman, Jan. 1, 2012 at Oak.

COMBINED KICK & PUNT RETURN YARDS

Most Seasons Leading League

- 1 James Brooks, 1982
- Leslie "Speedy" Duncan, 1965

Most, Career

- 7,404 Darren Sproles, 2005-10
- 5,037 Leslie "Speedy" Duncan, 1964-70
- 4,240 Andre Coleman, 1994-96

Most, Season

- 1,737 Andre Coleman, 1995
- 1,636 Darren Sproles, 2005
- 1,625 Darren Sproles, 2008

COMBINED KICK & PUNT RETURNS

Most Seasons Leading League

- 1 Leslie "Speedy" Duncan, 1965

Most, Career

- 372 Darren Sproles, 2005-10
- 289 Mike Fuller, 1975-80
- 272 Leslie "Speedy" Duncan, 1964-70

Most, Season

- 90 Andre Coleman, 1995
- 81 Darren Sproles, 2005
- 80 Darren Sproles, 2009

SERVICE

Most Seasons

- 17 David Binn, 1994-2010
- 16 Philip Rivers, 2004-19
- Antonio Gates, 2003-18
- 15 Dan Fouts, 1973-87
- Russ Washington, 1968-82
- 14 Don Macek, 1976-89
- Doug Wilkerson, 1971-84

Most Games

- 256 David Binn, 1994-2010
- 236 Antonio Gates, 2003-18
- 228 Philip Rivers, 2004-19
- 200 Junior Seau, 1990-2002
- Russ Washington, 1968-82

Most Consecutive Games

- 225 Philip Rivers, 2005-19
- 179 David Binn, 1994-10
- 178 Russ Washington, 1968-80

Most Consecutive Starts

- 224 Philip Rivers, 2006-19
- 148 Russ Washington, 1970-80
- 140 Walt Sweeney, 1964-73

TEAM RECORDS

*NFL Record | †strike-shortened 1982 season

GAMES WON

Most, Season

- 14 2006
- 13 2009
- 12 1961, 1979, 2004, 2018

Fewest, Season

- 1 2000
- 2 1973, 1975
- 4 1962, 1972, 1986, 1991, 1997, 2003, 2015

Most Consecutive

- 15 Nov. 27, 1960-Dec. 3, 1961
- 11 (3x) Last: Sept. 17, 2009-Jan. 3, 2010
- 8 (7x) Last: Oct. 25, 2004-Dec. 13, 2004

Most Consecutive at Home

- 10 Nov. 5, 1978-Nov. 25, 1979
- 9 (3x) Last: Sept. 17, 2006-Sept. 9, 2007
- 8 (4x) Last: Sept. 17, 2006-Dec. 31, 2006

Most Consecutive on Road

- 11 Oct. 2, 1960-Nov. 12, 1961
- 6 (4x) Last: Oct. 14, 2018 -Dec. 30, 2018
- 5 (5x) Last: Oct. 14, 2018 -Dec. 13, 2018

Most Consecutive at Start of Season

- 11 1961
- 6 1994
- 4 1966, 1980, 2002

GAMES LOST

Most, Season

- 15 2000
- 12 1975, 1986, 1991, 1997, 2003, 2015, 2023
- 11 1973, 1998, 2001, 2016, 2019

Fewest, Season

- 2 1961, 1965, 2006
- 3 2009, 1963, 1982†
- 4 1960, 1979, 2004, 2018

Most Consecutive

- 11 (2x) Last: Sept. 3, 2000-Nov. 19, 2000
- 9 (5x) Last: Dec. 4, 2016-Oct. 1, 2017
- 8 (9x) Last: Dec. 4, 2016-Sept. 24, 2017

Most Consecutive at Home

- 7 Nov. 13, 2016-Oct. 1, 2017
- 6 (2x) Last: Nov. 13, 2016-Sept. 24, 2017
- 5 (11x) Last: Nov. 12, 2023-Jan. 7, 2024

Most Consecutive on Road

- 11 Oct. 6, 1985-Oct. 26, 1986
- 8 (4x) Last: Sept. 3, 2000-Dec. 17, 2000
- 7 (7x) Last: Nov. 10, 2002-Oct. 5, 2003

Most Consecutive on Road w/o Victory (Ties incl.)

- 14 Nov. 22, 1970-Nov. 19, 1972

POINTS

Most Seasons Leading League

- 6 1963, 1965, 1981, 1982, 1985, 2006

Most, Season

- 492 2006
- 478 1981
- 474 2021

Most, Game

- 58 Dec. 22, 1963 vs. Denver
- 55 Nov. 22, 1981 at Oakland
- Oct. 20, 1968 vs. Denver
- 54 Nov. 19, 2017 vs. Buffalo

Most Game, Both Teams

- 98 Dec. 8, 1985 vs. Pittsburgh
- 93 Dec. 18, 1960 vs. Titans of New York
- 90 Nov. 12, 2006 at Cincinnati

Most, Half

- 42 Nov. 12, 2006 at Cincinnati (2nd half)
- 41 Nov. 5, 1961 vs. Titans of N.Y. (2nd half)
- 37 Nov. 19, 2017 vs. Buffalo (1st half)

Most, Quarter

- 28 Nov. 25, 2018 vs. Arizona (2nd quarter)
- Nov. 15, 1964 at K.C. (2nd quarter)
- Nov. 5, 1961 vs. Titans of N.Y. (3rd quarter)
- Sept. 24, 1961 vs. Houston Oilers (2nd quarter)

Most, Quarter, Both Teams

- 41 Nov. 21, 2021 vs. Pittsburgh (4th quarter)
- Oct. 10, 2021 vs. Cleveland (4th quarter)
- 38 Dec. 26, 2021 at Houston (4th quarter)
- Sept. 14, 2008 at Denver (2nd quarter)
- Oct. 19, 1986 at Kansas City (2nd quarter)
- Oct. 6, 1963 at Denver (2nd quarter)
- Oct. 7, 1961 at Boston (2nd quarter)

Fewest, Season

- 188 1973
- 189 1975
- 212 1974

Fewest, Game

- 0 (29x) Last: Dec. 6, 2020 vs. New England

Most Consecutive Games Not Shutout

- 240 Nov. 7, 1999-Nov. 2, 2014
- 114 Oct. 4, 1992-Oct. 24, 1999
- 105 Sept. 7, 1962-Oct. 26, 1969
- 98 Nov. 16, 2014-Nov. 29, 2020

TOUCHDOWNS

Most Seasons Leading League

- 6 1963, 1979, 1981, 1982, 1985, 2006

Most, Season

- 61 1981
- 60 1985
- 59 2006

Most, Game

- 8 Dec. 8, 1985 vs. Pittsburgh
- Nov. 22, 1981 at Oakland
- 7 (9x) Last: Oct. 10, 2021 vs. Cleveland
- 6 (37x) Last: Dec. 8, 2019 at Jacksonville

Fewest, Season

- 22 1973, 1975
- 23 1998
- 25 1977, 1999

POINTS AFTER TOUCHDOWN

Most Seasons Leading League

- 5 1965, 1981, 1982, 1985, 2006

Most, Season

- 58 2006
- 55 1981
- 54 2004

Most, Game

- 7 (7x) Last: Dec. 28, 2008 vs. Denver
- 6 (30x) Last: Dec. 8, 2019 at Jacksonville
- 5 (54x) Last: Nov. 12, 2023 vs. Detroit

Fewest, Season

- 19 1973, 1998
- 20 1975
- 21 1977

TWO-POINT CONVERSIONS

Most Seasons Leading League

- 4 2008, 2010, 2018, 2021

Most, Season

- 7 2021
- 6 2018
- 3 1994, 2024

Most, Game (since 1994)

- 2 Dec. 2, 2018 at Pittsburgh
- Sept. 9, 2018 vs. Kansas City
- Oct. 25, 2015 vs. Oakland
- 1 (43x) Last: Sept. 28, 2025 at N.Y. Giants

Most Attempts, Season

- 11 2021
- 8 2018
- 7 1994

Most Attempts, Game (since 1994)

- 3 Dec. 26, 2021 at Houston
- Sept. 9, 2018 vs. Kansas City
- Sept. 4, 1994 at Denver
- 2 (7x) Last: Dec. 19, 2024 vs. Denver
- 1 (54x) Last: Sept. 28, 2025 at N.Y. Giants

FIELD GOALS

Most Seasons Leading League

- 2 1994, 2009

Most, Season

- 39 2024
- 36 2025
- 34 1994, 2013

Most, Game

- 6 (3x) Last: Oct. 5, 1997 at Oakland
- 5 (15x) Last: Dec. 8, 2025 vs. Philadelphia
- 4 (41x) Last: Jan. 5, 2025 at Las Vegas

Most Attempts, Season

- 43 2001
- 42 2024
- 40 1993

Most Attempts, Game

- 7 Oct. 8, 1966 at N.Y. Jets
- 6 (6x) Last: Nov. 19, 2017 vs. Buffalo
- 5 (32x) Last: Dec. 8, 2025 vs. Philadelphia

Most, Game, Both Teams

- 9 Dec. 8, 2025 vs. Philadelphia
- Sept. 29, 1996 vs. Kansas City
- 8 Nov. 3, 1996 at Indianapolis
- Nov. 9, 1975 vs. New England
- 7 (18x) Last: Oct. 12, 2025 at Miami

Most Attempts, Game, Both Teams

- 10 (5x) Last: Dec. 8, 2025 vs. Philadelphia
- 9 (3x) Last: Dec. 1, 2002 vs. Denver
- 8 (25x) Last: Oct. 12, 2025 at Miami

Fewest Made, Season

- 6 1974
- 10 1976
- 12 1964, 1970, 1973, 1975

Fewest Attempts, Season

- 16 1974
- 19 1970
- 20 1962, 1976, 1988, 2003

FIRST DOWNS

Most Seasons Leading League (Total)

7 1965, 1969, 1980, 1981, 1982, 1983, 1985

Most, Season

401 2021
380 1985
379 1981

Most, Game

35 Oct. 19, 1986 at Kansas City
34 Nov. 18, 1984 vs. Miami (OT)
Dec. 20, 1982 vs. Cincinnati
33 Nov. 21, 2021 vs. Pittsburgh
Sept. 9, 2018 vs. Kansas City
Sept. 15, 2013 at Philadelphia
Oct. 31, 2004 vs. Oakland

Most, Game, Both Teams

62 Sept. 15, 1985 vs. Seattle
60 Sept. 10, 2023 vs. Miami
58 Dec. 29, 2002 vs. Seattle (OT)
Sept. 22, 1985 at Cincinnati
Nov. 18, 1984 vs. Miami (OT)

Fewest, Season

198 1973, 1975
208 1961
217 1962

Fewest, Game

3 Nov. 30, 1975 at Denver (OT)
5 Nov. 16, 2003 at Denver
Oct. 5, 1970 vs. Oakland
6 Dec. 24, 2000 vs. Pittsburgh
Nov. 22, 1987 at Seattle

Most Seasons Leading League (Rushing)

3 1963, 1965, 2006

Most by Rushing, Season

137 2006
131 2004
127 1965, 1981

Most by Rushing, Game

19 Nov. 27, 1960 vs. Oakland
18 Oct. 3, 1965 vs. Houston Oilers
17 (4x) Last: Sept. 10, 2023 vs. Miami

Fewest by Rushing, Game

0 Dec. 5, 2010 vs. Oakland
Nov. 14, 1999 at Oakland
1 (19x) Last: Dec. 15, 2024 vs. Tampa Bay
2 (54x) Last: Oct. 16, 2023 vs. Dallas

Most Seasons Leading League (Passing)

7 1968, 1971, 1980, 1981, 1982, 1983, 1985

Most by Passing, Season

259 1985
256 2021
244 1980

Most by Passing, Game

27 Sept. 15, 1985 vs. Seattle
26 Oct. 18, 2015 at Green Bay
23 Dec. 20, 1982 vs. Cincinnati
Oct. 19, 1980 vs. N.Y. Giants

Fewest by Passing, Season

89 1975
93 1973
110 1961

Fewest by Passing, Game

0 Sept. 20, 1998 at Kansas City
1 Nov. 30, 1975 at Denver (OT)
2 (3x) Last: Nov. 16, 2003 at Denver

Most Seasons Leading League (Penalty)

2 1960, 1970

Most by Penalty, Season

39 2013, 2019
37 2004, 2014
36 2016, 2020

Most by Penalty, Game

7 Oct. 17, 2022 vs. Denver (OT)
Nov. 13, 2016 vs. Tennessee
Nov. 15, 1998 vs. Baltimore
Nov. 30, 1997 vs. Denver
6 (5x) Last: Nov. 30, 2014 at Baltimore
5 (23x) Last: Nov. 21, 2021 vs. Pittsburgh

Fewest by Penalty, Season

11 1975
12 1964
13 1968

NET YARDS GAINED

Most Seasons Leading League

8 1963, 1965, 1980, 1981, 1982, 1983, 1985, 2010

Most, Season

6,744 1981
6,634 2021
6,535 1985

Most, Game

661 Dec. 20, 1982 vs. Cincinnati
593 Nov. 10, 1985 vs. L.A. Raiders
581 Oct. 20, 1968 vs. Denver

Most, Game, Both Teams

1,102 Dec. 20, 1982 vs. Cincinnati
1,057 Oct. 20, 1968 vs. Denver
1,050 Sept. 15, 2013 at Philadelphia

Fewest, Season

3,411 1975
3,622 1973
3,953 1970

Fewest, Game

70 Nov. 2, 1969 at Denver
93 Oct. 5, 1975 vs. Oakland
96 Nov. 16, 2003 at Denver

Most Total Offensive Plays, Season

1,154 1984, 2022
1,135 1980
1,129 1981

Fewest Total Offensive Plays, Season

617 1982[†]
753 1963
759 1964

RUSHING

Most Seasons Leading League (Attempts)

1 1965

Most Attempts, Season

590 1978
525 2004
522 2006

Most Attempts, Game

58 Nov. 20, 1977 vs. Oakland
53 Dec. 16, 2007 vs. Detroit
Sept. 10, 1978 vs. Oakland
Dec. 3, 1972 vs. Oakland
52 Nov. 27, 1960 vs. Oakland

Fewest Attempts, Season

267 1982[†]
351 2000
361 1966

Most Seasons Leading League (Yards)

2 1963, 1965

Most Yards, Season

2,578 2006
2,257 1990
2,248 1991

Most Yards, Game

289 Dec. 28, 2008 vs. Denver
287 Oct. 13, 1963 vs. N.Y. Jets
274 Dec. 16, 2007 vs. Detroit

Fewest Yards, Game

2 Dec. 17, 1961 vs. Boston
3 Nov. 19, 1961 vs. Dallas Texans
11 Nov. 20, 1960 vs. Buffalo

Most Seasons Leading League (Touchdowns)

4 1961, 1981, 1982, 2006

Most Touchdowns, Season

32 2006
26 1981
25 1979

Fewest Touchdowns, Season

4 2012, 2015
5 1997
6 2014

Most Touchdowns, Game

5 (4x) Last: Dec. 28, 2008 vs. Denver
4 (22x) Last: Dec. 25, 2009 at Tennessee
3 (49x) Last: Sept. 10, 2023 vs. Miami

RUSHING AVERAGE

Most Seasons Leading League

6 1960, 1963, 1965, 1969, 1991, 2003

Most, Season

5.6 1963
5.1 2003
4.9 2006

Highest, Game

11.69 Sept. 28, 2025 at N.Y. Giants
8.52 Dec. 24, 1967 vs. N.Y. Jets
8.44 Dec. 22, 1963 vs. Denver

PASSING

Most Seasons Leading League (Attempts)

3 1968, 1984, 1985

Most Attempts, Season

711 2022

674 2021

667 2015

Most Attempts, Game

65 Oct. 18, 2015 at Green Bay

Oct. 19, 1986 at Kansas City

64 Jan. 9, 2022 at Las Vegas (OT)

58 Oct. 25, 2015 vs. Oakland

Dec. 22, 1985 at Kansas City

Fewest Attempts, Season

337 1975

338 1982†

349 1974

Fewest Attempts, Game

6 Dec. 19, 2004 at Cleveland

10 Dec. 18, 1988 vs. Kansas City

11 (2x) Last: Oct. 28, 2007 vs. Houston

Most Seasons Leading League (Completions)

3 1983, 1984, 1985

Most Completions, Season

485 2022

443 2021

442 2015

Most Completions, Game

43 Oct. 18, 2015 at Green Bay

41 Sept. 24, 2023 at Minnesota

39 Dec. 11, 2022 vs. Miami

Fewest Completions, Game

1 at Kansas City Sept. 20, 1998

3 vs. Oakland Oct. 5, 1975

4 at Cleveland Dec. 19, 2004

vs. Kansas City Nov. 2, 1986

Most Seasons Leading League (Net Yards)

11 1965, 1968, 1971, 1978, 1979, 1980, 1981, 1982,
1983, 1985, 2017

Most Net Yards Gained, Season

4,870 1985

4,800 2021

4,739 1981

Most Net Yards Gained, Game

494 Sept. 15, 1985 vs. Seattle

488 Oct. 18, 2015 at Green Bay

486 Dec. 20, 1982 vs. Cincinnati

Fewest Net Yards Gained, Season

1,610 1975

1,808 1973

2,244 1977

Fewest Net Yards Gained, Game

-22 Oct. 5, 1975 vs. Oakland

-19 Sept. 20, 1998 at Kansas City

7 Sept. 16, 1973 at Washington

Most Seasons Leading League (Touchdowns)

5 1971, 1981, 1982, 1985, 2008

Most Touchdowns, Season

38 2021

37 1985

34 1981, 2008

Fewest Touchdowns, Season

7 1975

9 1973

11 1977, 1988, 1998

Most Touchdowns, Game

7* Nov. 22, 1981 at Oakland

5 (9x) Last: Oct. 31, 2004 vs. Oakland

4 (35x) Last: Nov. 12, 2023 vs. Detroit

Most Seasons Leading League (Fewest INTs)

3 1966, 2004, 2024

Most Had Intercepted, Season

34 1962, 1998

33 1968, 1983, 1986

30 1964, 1973, 1978, 1985, 2000

Most Had Intercepted, Game

7 Dec. 13, 1998 at Seattle

Dec. 8, 1968 vs. Kansas City

6 (6x) Last: Oct. 24, 1999 vs. Green Bay

5 (14x) Last: Dec. 27, 1987 at Denver

Fewest Had Intercepted, Season

3 2024

8 2004, 2023

9 2006

SACKED ATTEMPTING TO PASS

Most Seasons Leading League (Least Sacked)

5 1963, 1964, 1967, 1968, 2017

Most Times, Season

57 1970

53 2000

51 1997, 2025

Fewest Times, Season

11 1967

12 1982†

18 1968, 2017

Most Times Sacked Opponent, Season

62 1986

61 2006

60 1980

Most Times Sacked Opponent, Game

11 Dec. 23, 2012 at N.Y. Jets

Nov. 16, 1986 vs. Dallas

10 Sept. 24, 1978 vs. Green Bay

9 (5x) Last: Dec. 24, 2016 at Cleveland

INTERCEPTIONS

Most Seasons Leading League (Interceptions)

3 1961, 2007, 2016

Most, Season

49* 1961

31 1969

30 1964, 2007

Most, Game

6 (6x) Last: Nov. 11, 2007 vs. Indianapolis

5 (9x) Last: Nov. 19, 2017 vs. Buffalo

4 (32x) Last: Dec. 8, 2025 vs. Philadelphia

Most, Game, Both Teams

10 Dec. 13, 1998 at Seattle

9 Sept. 21, 1980 at Denver

Nov. 1, 1964 at Oakland

8 (11x) Last: Nov. 11, 2007 vs. Indianapolis

Fewest, Season

7 2014

9 1970, 2023

10 2005

Most Consecutive Games

46* 1960-63

Most Seasons Leading League (Return Yards)

2 1961, 1964

Most Yards Returned, Season

929* 1961

562 1979

499 1984

Most Yards Returned, Game

194 Sept. 24, 1961 vs. Houston Oilers

174 Oct. 29, 1961 vs. Denver

171 Nov. 18, 1979 vs. Pittsburgh

Fewest Yards Returned, Season

31 2023

65 2014

90 1970

Most Seasons Leading League (Return TDs)

1 1961

Most Touchdowns by Returns, Season

9* 1961

5 2012

4 1984, 2000

Most Touchdowns by Returns, Game

2 Nov. 28, 2010 at Indianapolis

Oct. 29, 1961 vs. Denver

1 (94x) Last: Dec. 1, 2024 at Atlanta

PUNTS

Most, Season

95 1998
92 2000
90 1997

Most, Game

11 (5x) Last: Oct. 11, 1998 at Oakland
10 (11x) Last: Nov. 12, 2017 at Jacksonville
9 (12x) Last: Dec. 24, 2017 at N.Y. Jets

Fewest, Season

23 1982[†]
45 1972
47 2011

Fewest, Game

0 (9x) Last: Oct. 23, 2025 vs. Minnesota
1 (41x) Last: Dec. 21, 2025 at Dallas
2 (90x) Last: Nov. 30, 2025 vs. Las Vegas

Fewest, Game, Both Teams

1 (3x) Last: Sept. 19, 2021 vs. Dallas
2 (10x) Last: Dec. 21, 2025 at Dallas
3 (20x) Last: Oct. 19, 2025 vs. Indianapolis

PUNT YARDS

Most Seasons Leading League (Yards)

1 1962

Most, Season

4,248 2000
4,174 1998
3,972 1997

Most, Game

522 Oct. 11, 1998 at Oakland
493 Nov. 18, 2012 at Denver
492 Nov. 10, 1974 at Kansas City

Fewest, Season

868 1982[†]
1,813 1972
2,123 2021

Most Seasons Leading League (Average)

4 1960, 1969, 1987, 2000

Highest Average, Season

48.8 2025
48.1 2017
47.5 2011
47.0 2019

Lowest Average, Season

36.3 1978
36.5 1979
36.8 1975

PUNT RETURNS

Most Seasons Leading League (Returns)

1 1965

Most, Season

57 1978
52 1979
49 2003

Most, Game

8 (4x) Last: Dec. 7, 2003 at Detroit
7 (7x) Last: Dec. 7, 1978 at Houston
6 (13x) Last: Dec. 20, 2015 vs. Miami

Fewest, Season

12 1982[†]
18 2021
20 2015

Most Seasons Leading League (Fair Catches)

4 1968, 1969, 1991, 2024

Most Fair Catches, Season

32 1969
31 2024
29 2023

Most Fair Catches, Game

6 (3x) Last: Dec. 10, 2023 vs. Denver
5 (3x) Last: Sept. 3, 2000 at Oakland
4 (16x) Last: Sept. 21, 2025 vs. Denver

Fewest Fair Catches, Season

0 1960, 1961, 1962, 1963, 1964, 1965, 1975
1 1976
3 1977

PUNT RETURN YARDS

Most Seasons Leading League (Return Yards)

1 1965

Most, Season

590 1978
559 1996
542 1998

Most, Game

168 Nov. 2, 1997 at Cincinnati
151 Sept. 20, 1965 vs. Kansas City
139 Nov. 5, 1961 vs. Titans of N.Y.

Fewest, Season

84 2015
100 2020
107 2021

Most Seasons Leading League (Average)

3 1965, 1966, 1973

Highest Average, Season

16.0 2023
15.5 1961
14.7 1996

Lowest Average, Season

4.2 2015
5.4 2019
5.6 1970, 2020

PUNT RETURN TOUCHDOWNS

Most Seasons Leading League

8 1965, 1973, 1990, 1994, 1995, 1997, 2018,
2023

Most, Season

3 1997
2 1965, 1973, 1990, 1994
1 (17x) Last: 2023

Most, Game

2[†] Nov. 2, 1997 at Cincinnati
1 (26x) Last: Nov. 6, 2023 at N.Y. Jets

KICKOFF RETURNS

Most Seasons Leading League

2 1982, 2003

Most, Season

84 2003
83 2000
75 1997

Most, Game

9 (7x) Last: Nov. 3, 2002 vs. N.Y. Jets
8 (15x) Last: Oct. 26, 2008 at N.O. in London
7 (53x) Last: Dec. 8, 2025 vs. Philadelphia

Most, Game, Both Teams

17 Dec. 8, 1985 vs. Pittsburgh
16 Dec. 18, 1960 vs. Titans of New York
15 (3x) Last: Oct. 2, 1983 at N.Y. Giants

KICKOFF RETURN YARDS

Most Seasons Leading League (Return Yards)

1 1962

Most, Season

1,804 2003
1,792 2000
1,716 2001

Most, Game

269 Nov. 18, 2001 at Oakland
242 Oct. 21, 1973 vs. Atlanta
232 Dec. 13, 1964 vs. Kansas City

Fewest, Season

390 2023
474 2017
508 2016

Most Seasons Leading League (Average)

3 1988, 1990, 2001

Highest Average, Season

27.6 2024
26.0 2001
25.6 2011

Lowest Average, Season

16.5 1961
17.5 1986
18.0 1992

KICKOFF RETURN TOUCHDOWNS

Most Seasons Leading League

6 1988, 1989, 1991, 1995, 2001, 2011

Most, Season

2 1988, 1994, 1995, 2001
1 1962, 1985, 1989, 1991, 1997, 2000, 2004,
2007, 2008, 2011, 2012, 2021

Most, Game

1 (20x) Last: Jan. 2, 2022 vs. Denver

PENALTIES

Most, Season

137 1998
129 1997
128 1981

Most, Game

19 Nov. 16, 1997 at Kansas City
16 Nov. 15, 1998 vs. Baltimore
15 Nov. 3, 1997 at Indianapolis

Fewest, Season

63 1969
64 1982[†]
68 1966

Fewest, Game

0 (5x) Last: Oct. 9, 2011 at Denver
1 (31x) Last: Jan. 7, 2024 vs. Kansas City
2 (42x) Last: Dec. 19, 2024 vs. Denver

Most Seasons Leading League (Fewest Penalty Yds)

1 1976

Most Yards, Season

1,229 1998
1,101 1997
1,039 1988

Most Yards, Game

148 Oct. 13, 1963 vs. N.Y. Jets
146 Nov. 15, 1998 vs. Baltimore
Nov. 16, 1997 at Kansas City
138 Nov. 16, 1981 at Seattle

FUMBLES

Most Seasons Leading League (Fewest Fumbles)

4 1963, 1966, 1993, 2021

Most, Season

44 1985

42 1983

40 1972, 1973, 1980

Most, Game

9 Sept. 24, 1978 vs. Green Bay

7 Sept. 30, 1973 vs. Cincinnati

6 (5x) Last: Dec. 13, 1987 vs. Pittsburgh

Most by Opponent, Game

9 Nov. 15, 1964 at Kansas City

7 (3x) Last: Sept. 9, 2001 vs. Washington

6 (6x) Last: Dec. 9, 1995 vs. Arizona

Most, Game, Both Teams

11 (3x) Last: Oct. 13, 1985 vs. Kansas City

10 (5x) Last: Nov. 25, 1990 vs. Seattle

9 (7x) Last: Sept. 9, 2001 vs. Washington

Fewest, Season

10 2021

13 1993

14 2009, 2013

Most Seasons Leading League (Fewest Lost Fum.)

5 1963, 1966, 1970, 1979, 1993

Most Lost, Season

22 1980, 1981, 1983

21 1973, 1978

20 1972, 1987, 2000

Most Lost, Game

6 Sept. 24, 1978 vs. Green Bay

4 (11x) Last: Dec. 14, 2023 at Las Vegas

3 (41x) Last: Nov. 26, 2023 vs. Baltimore

Most Own Recovered, Season

25 1985

21 1979

20 1972, 1973, 1975, 1983

Most Own Recovered, Game

5 (5x) Last: Dec. 26, 1999 vs. Oakland

4 (7x) Last: Sept. 14, 2014 vs. Seattle

3 (43x) Last: Nov. 6, 2023 at N.Y. Jets

Fewest Own Recovered, Season

3 2021

4 1963, 2013

7 1989, 2009

Most Opponents Recovered, Season

22 1986

18 1973, 1979, 1980, 1981, 2007

17 1960, 1961, 1963, 1983, 1984

Fewest Opponents Recovered, Season

3 2019

4 2011

5 1963

POINTS ALLOWED

Most Seasons Leading League (Fewest Points)

3 1961, 1963, 2024

Most, Season

462 1983

459 2021

441 2003

Most, Game

63 Dec. 14, 2023 at Las Vegas

57 Oct. 1, 2000 at St. Louis

52 Nov. 25, 1984 at Pittsburgh

Most, Quarter

31 Dec. 8, 1963 at Oakland (4th quarter)

30 Nov. 20, 1983 at St. Louis Cardinals (2nd quarter)

28 (5x) Last: Nov. 28, 1999 at Min. (2nd quarter)

Fewest, Season

205 1977

219 1961

221 1982[†]

Fewest, Game

0 (19x) Last: Dec. 3, 2023 at New England

3 (18x) Last: Sept. 15, 2024 at Carolina

6 (20x) Last: Nov. 6, 2023 at N.Y. Jets

FIRST DOWNS ALLOWED

Most Seasons Leading League (Fewest Total)

1 2010

Most, Season

383 2021

365 1981

364 1985

Most, Game

34 Sept. 14, 2008 at Denver

Dec. 29, 2002 vs. Seattle

Nov. 19, 2000 at Denver

33 Sept. 26, 2021 at Kansas City

Sept. 23, 2018 at L.A. Rams

Nov. 23, 2003 vs. Cincinnati

32 Oct. 4, 2009 at Pittsburgh

Fewest, Season

190 1965

196 1982[†]

224 1962

Fewest, Game

5 Dec. 12, 2010 vs. Kansas City

Sept. 19, 1976 at Tampa Bay

6 Oct. 11, 1998 at Oakland

Oct. 22, 1961 at Oakland

7 (6x) Last: Sept. 15, 2024 at Carolina

Most by Rushing, Season

154 1975

144 2021

143 1971

Most by Rushing, Game

19 (3x) Last: Nov. 22, 1987 at Seattle

17 Sept. 23, 1962 vs. Houston

16 (3x) Last: Nov. 16, 2025 at Jacksonville

Fewest by Rushing, Season

54 1965

65 1982[†]

71 1969

Fewest by Rushing, Game

0 (5x) Last: Nov. 28, 2010 at Indianapolis

1 (27x) Last: Nov. 30, 2025 vs. Las Vegas

2 (47x) Last: Nov. 6, 2023 at N.Y. Jets

Most Seasons Leading League (Fewest Passing)

1 2014

Most by Passing, Season

218 1985

216 1981

213 2008

Most by Passing, Game

24 Nov. 19, 2000 at Denver

23 Sept. 10, 2023 vs. Miami

Sept. 18, 2011 at New England

22 (4x) Last: Nov. 15, 2009 vs. Philadelphia

Fewest by Passing, Season

105 1977

114 1971

116 1965

Fewest by Passing, Game

1 (3x) Last: Dec. 28, 2003 vs. Oakland

2 (6x) Last: Dec. 19, 2004 at Cleveland

3 (13x) Last: Sept. 15, 2024 at Carolina

Most Seasons Leading League (Fewest Penalty)

1 1992

Most by Penalty, Season

41 2000, 2004, 2014

40 2021

35 1981, 1997, 1998

Most by Penalty, Game

7 Sept. 24, 2023 at Minnesota

Nov. 5, 2006 vs. Cleveland

6 (9x) Last: Sept. 24, 2017 vs. Kansas City

5 (23x) Last: Jan. 9, 2022 at Las Vegas (OT)

Fewest by Penalty, Season

12 1982[†]

13 1969, 1992

14 1976

NET YARDS ALLOWED

Most Seasons Leading League (Fewest Net Yards)

4 1961, 1965, 1998, 2010

Most, Season

6,265 1985

6,170 2023

6,136 1981

Most, Game

614 Oct. 1, 2000 at St. Louis

591 Dec. 29, 2002 vs. Seattle

553 Sept. 22, 1996 at Oakland

Fewest, Season

3,253 1982[†]

3,268 1965

3,652 1977

Fewest, Game

58 Oct. 22, 1961 at Oakland

67 Dec. 12, 2010 vs. Kansas City

99 Nov. 1, 1992 vs. Indianapolis

RUSHING ALLOWED

Most Seasons Leading League (Fewest Att.)

3 1965, 1979, 2004

Most Attempts, Season

606 1975

559 1973

552 1983

Most Attempts, Game

61 Oct. 25, 1981 at Chicago (OT)

60 Nov. 30, 1975 at Denver (OT)

59 Sept. 18, 1977 at Oakland

Fewest Attempts, Season

230 1982[†]

306 1965

355 2004

Fewest Attempts, Game

9 Dec. 16, 2007 vs. Detroit

Sept. 7, 1986 vs. Miami

10 (2x) Last: Sept. 16, 2012 vs. Tennessee

11 (7x) Last: Oct. 23, 2025 vs. Minnesota

Most Seasons Leading League (Fewest Yards)

3 1965, 1998, 2005

Most Yards, Season

2,478 2022

2,442 1975

2,403 1966

Most Yards, Game

378 Nov. 4, 2007 at Minnesota

355 Dec. 20, 2014 at San Francisco

328 Nov. 30, 1975 at Denver (OT)

Fewest Yards, Season

961 1982[†]

1,094 1965

1,140 1998

Fewest Yards, Game

2 Oct. 22, 1961 at Oakland

11 Dec. 17, 2000 at Carolina

13 Oct. 5, 1997 at Oakland

Most Seasons Leading League (Fewest TDs)

3 1961, 1963, 2024

Most Touchdowns, Season

26 1983

25 1971, 1981, 1985

23 1973, 1984

Fewest Touchdowns, Season

7 1961, 1965, 2024

8 1999, 2011

10 (12x) Last: 2012

Most Touchdowns, Game

5 Oct. 21, 1973 vs. Atlanta

Sept. 18, 1960 at Houston

4 (12x) Last: Nov. 16, 2024 at Jacksonville

3 (52x) Last: Oct. 19, 2025 vs. Indianapolis

PASSING ALLOWED

Most Seasons Leading League (Fewest Att.)

2 1966, 2019

Most Attempts, Season

636 1996

607 2002, 2004

605 2008

Most Attempts, Game

61 Sept. 20, 1987 vs. St. Louis

58 (2x) Last: Oct. 3, 2004 vs. Tennessee

57 (2x) Last: Sept. 22, 1996 at Oakland

Fewest Attempts, Season

330 1977

341 1973

342 1982[†]

Fewest Attempts, Game

7 Nov. 6, 1977 at Detroit

12 (2x) Last: Dec. 10, 1972 at Denver

13 (4x) Last: Oct. 4, 1987 at Cincinnati

Most Seasons Leading League (Fewest Cmp.)

1 1966

Most Completions, Season

411 2008

389 2023

375 2002

Most Completions, Game

40 Dec. 20, 1982 vs. Cincinnati

39 Oct. 3, 2004 vs. Tennessee

37 Oct. 9, 1994 Kansas City

Fewest Completions, Season

170 1966

172 1977

177 1973

Fewest Completions, Game

3 Sept. 19, 1976 at Tampa Bay

5 (5x) Last: Oct. 4, 1987 at Cincinnati

6 (6x) Last: Dec. 28, 2003 vs. Oakland

Most Seasons Leading League (Fewest Net Yds)

4 1961, 1964, 1965, 2010

Most Net Yards, Season

4,311 1981

4,295 2002

4,293 1985

Most Net Yards, Game

466 Sept. 10, 2023 vs. Miami

453 Nov. 10, 2002 at St. Louis

451 Oct. 1, 2000 at St. Louis

Fewest Net Yards, Season

1,725 1977

2,155 1966

2,174 1965

Fewest Net Yards, Game

-13 Oct. 4, 1987 at Cincinnati

-4 Sept. 19, 1976 at Tampa Bay

0 Dec. 28, 2003 vs. Oakland

Dec. 6, 1970 vs. Cincinnati

Most Seasons Leading League (Fewest TDs)

4 1963, 1965, 1966, 1979

Most Touchdowns, Season

36 2003

33 2000

31 1997

Most Touchdowns, Game

5 (9x) Last: Dec. 14, 2023 at Las Vegas

4 (32x) Last: Dec. 15, 2024 vs. Tampa Bay

3 (117x) Last: Nov. 17, 2024 vs. Cincinnati

Fewest Touchdowns, Season

10 1982[†]

11 1979

13 1966, 1970, 1974

PUNT RETURNS ALLOWED

Most Seasons Leading League (Fewest Returns)

7 1960, 1963, 1966, 1967, 1968, 1982, 2004

Most by Opponents, Season

56 1988

51 1996, 2000

49 1998

Fewest by Opponents, Season

7 1982[†]

16 1968

17 1960, 1972

Most Yards by Opponents, Season

722 2000

612 1996

601 1976

Most Yards by Opponent, Game

160 Sept. 13, 2010 at Kansas City

150 Dec. 27, 1987 at Denver

145 Dec. 6, 2020 vs. New England

KICKOFF RETURNS ALLOWED

Most Seasons Leading League (Fewest Returns)

1 1975

Most by Opponent, Season

90 2006

88 1981

87 2009

Fewest by Opponent, Season

11 2023

15 2022

21 2016

Most by Opponent, Game

10 (4x) Last: Dec. 16, 2007 vs. Detroit

9 (7x) Last: Nov. 28, 2010 at Indianapolis

8 (25x) Last: Nov. 24, 2013 at Kansas City

CAREER TOP-10

RUSHING YARDS

1.	LaDainian Tomlinson, 2001-09	12,490
2.	Paul Lowe, 1960-68	4,972
3.	Austin Ekeler, 2017-23	4,355
4.	Marion Butts, 1989-93	4,297
5.	Melvin Gordon, 2015-19	4,240
6.	Ryan Mathews, 2010-14	4,061
7.	Natrone Means, 1993-95, 98-99	3,885
8.	Chuck Muncie, 1980-84	3,309
9.	Don Woods, 1974-80	2,858
10.	Keith Lincoln, 1961-66, 68	2,698

RUSHING TOUCHDOWNS

1.	LaDainian Tomlinson, 2001-09	138
2.	Chuck Muncie, 1980-84	43
3.	Austin Ekeler, 2017-23	39
4.	Paul Lowe, 1960-68	38
5.	Melvin Gordon, 2015-19	36
6.	Natrone Means, 1993-95, 98-99	34
7.	Marion Butts, 1989-93	31
8.	Ryan Mathews, 2010-14	23
9.	Mike Tolbert, 2008-11	20
10.	Tim Spencer, 1985-90	19

RUSHING ATTEMPTS

1.	LaDainian Tomlinson, 2001-09	2,880
2.	Melvin Gordon, 2015-19	1,059
3.	Marion Butts, 1989-93	1,031
4.	Paul Lowe, 1960-68	1,015
5.	Natrone Means, 1993-95, 98-99	1,013
6.	Austin Ekeler, 2017-23	990
7.	Ryan Mathews, 2010-14	923
8.	Chuck Muncie, 1980-84	773
9.	Don Woods, 1974-80	713
10.	Keith Lincoln, 1961-66, 68	573

TOTAL YARDS FROM SCRIMMAGE

1.	LaDainian Tomlinson, 2001-09	16,445
2.	Antonio Gates, 2003-18	11,841
3.	Keenan Allen, 2013-23, 25	11,367
4.	Lance Alworth, 1962-70	9,721
5.	Charlie Joiner, 1976-86	9,191
6.	Austin Ekeler, 2017-23	8,239
7.	Gary Garrison, 1966-76	7,562
8.	Kellen Winslow, 1979-87	6,741
9.	Wes Chandler, 1981-87	6,197
10.	Melvin Gordon, 2015-19	6,113

PASSING YARDS

1.	Philip Rivers, 2004-19	59,271
2.	Dan Fouts, 1973-87	43,040
3.	John Hadl, 1962-72	26,938
4.	Justin Herbert, 2020-25	24,584
5.	Stan Humphries, 1992-97	16,085
6.	Drew Brees, 2001-05	12,348
7.	Jack Kemp, 1960-62	5,996
8.	Doug Flutie, 2001-04	4,901
9.	John Friesz, 1990-93	4,396
10.	Jim Harbaugh, 1999-2000	4,177

TOUCHDOWN PASSES

1.	Philip Rivers, 2004-19	397
2.	Dan Fouts, 1973-87	254
3.	John Hadl, 1962-72	201
4.	Justin Herbert, 2020-25	162
5.	Stan Humphries, 1992-97	85
6.	Drew Brees, 2001-05	80
7.	Jack Kemp, 1960-62	37
8.	Tobin Rote, 1963-64	29
9.	Doug Flutie, 2001-04	25
10.	Billy Joe Tolliver, 1989-90	21

PASS ATTEMPTS

1.	Philip Rivers, 2004-19	7,591
2.	Dan Fouts, 1973-87	5,604
3.	John Hadl, 1962-72	3,640
4.	Justin Herbert, 2020-25	3,406
5.	Stan Humphries, 1992-97	2,350
6.	Drew Brees, 2001-05	1,809
7.	Jack Kemp, 1960-62	815
8.	John Friesz, 1990-93	747
9.	Doug Flutie, 2001-04	737
10.	Jim Harbaugh, 1999-2000	636

PASS COMPLETIONS

1.	Philip Rivers, 2004-19	4,908
2.	Dan Fouts, 1973-87	3,297
3.	Justin Herbert, 2020-25	2,264
4.	John Hadl, 1962-72	1,824
5.	Stan Humphries, 1992-97	1,335
6.	Drew Brees, 2001-05	1,125
7.	Doug Flutie, 2001-04	408
8.	John Friesz, 1990-93	401
9.	Jack Kemp, 1960-62	389
10.	Jim Harbaugh, 1999-2000	372

PASSES INTERCEPTED

1.	Dan Fouts, 1973-87	242
2.	John Hadl, 1962-72	211
3.	Philip Rivers, 2004-19	198
4.	Stan Humphries, 1992-97	73
5.	Justin Herbert, 2020-25	57
6.	Drew Brees, 2001-05	53
7.	Jack Kemp, 1960-62	49
8.	Ryan Leaf, 1998-2000	33
9.	Tobin Rote, 1963-64	32
10.	Craig Whelihan, 1995-98	29

RECEIVING YARDS

1.	Antonio Gates, 2003-18	11,841
2.	Keenan Allen, 2013-23, 25	11,254
3.	Lance Alworth, 1962-70	9,584
4.	Charlie Joiner, 1976-86	9,203
5.	Gary Garrison, 1966-76	7,533
6.	Kellen Winslow, 1979-87	6,741
7.	Wes Chandler, 1981-87	6,132
8.	Anthony Miller, 1988-93	5,582
9.	Malcom Floyd, 2004-15	5,550
10.	Mike Williams, 2017-23	4,806

RECEIVING TOUCHDOWNS

1.	Antonio Gates, 2003-18	116
2.	Lance Alworth, 1962-70	81
3.	Keenan Allen, 2013-23, 25	63
4.	Gary Garrison, 1966-76	58
5.	Charlie Joiner, 1976-86	47
6.	Kellen Winslow, 1979-87	45
7.	Wes Chandler, 1981-87	41
8.	Vincent Jackson, 2005-11	37
	Anthony Miller, 1988-93	37
10.	John Jefferson, 1978-80	36

RECEPTIONS

1.	Keenan Allen, 2013-23, 25	977
2.	Antonio Gates, 2003-18	955
3.	Charlie Joiner, 1976-86	586
4.	Kellen Winslow, 1979-87	541
5.	LaDainian Tomlinson, 2001-09	530
6.	Lance Alworth, 1962-70	493
7.	Austin Ekeler, 2017-23	440
8.	Gary Garrison, 1966-76	404
9.	Ronnie Harmon, 1990-95	377
10.	Anthony Miller, 1988-93	374

QUARTERBACK SACKS

1.	Leslie O'Neal, 1986, 1988-95	105.5
2.	Joey Bosa, 2016-24	72.0
3.	Shaun Phillips, 2004-12	69.5
4.	Gary Johnson, 1975-84	67.0
5.	Lee Williams, 1984-90	65.5
6.	Fred Dean, 1975-81	53.5
7.	Melvin Ingram, 2012-20	49.0
8.	Junior Seau, 1990-2002	47.0
9.	Raylee Johnson, 1993-2003	46.0
10.	Shawne Merriman, 2005-09	43.5
	Leroy Jones, 1976-83	43.5

INTERCEPTIONS

1.	Gill Byrd, 1983-92	42
2.	Dick Harris, 1960-65	29
3.	Rodney Harrison, 1994-2002	26
4.	Kenny Graham, 1964-69	25
5.	Mike Williams, 1975-82	24
6.	Joe Beauchamp, 1966-75	23
7.	Quentin Jammer, 2002-12	21
	Woodrowe Lowe, 1976-86	21
	Bob Howard, 1967-74	21
	Leslie "Speedy" Duncan, 1964-70	21

INTERCEPTION RETURN YARDS

1.	Gill Byrd, 1983-92	546
2.	Charlie McNeil, 1960-64	502
3.	Kenny Graham, 1964-69	477
4.	Joe Beauchamp, 1966-75	433
5.	Dick Harris, 1960-65	413
6.	Rodney Harrison, 1994-2002	345
7.	Woodrowe Lowe, 1976-86	343
8.	Darren Carrington, 1991-94	337
9.	Leslie "Speedy" Duncan, 1964-70	322
10.	Glen Edwards, 1978-81	309

INTERCEPTION TOUCHDOWNS

1.	Kenny Graham, 1964-69	5
	Dick Harris, 1960-65	5
3.	Woodrowe Lowe, 1976-86	4
4.	Eric Weddle, 2007-13	3
	Joe Beauchamp, 1966-75	3
6.	Desmond King, 2017-20	2
	Shaun Phillips, 2004-12	2
	Demorrio Williams, 2012	2
	Antonio Cromartie, 2006-09	2
	Clinton Hart, 2004-09	2
	Donnie Edwards, 2002-06	2
	Rodney Harrison, 1994-2002	2
	Stanley Richard, 1991-94	2
	Donald Frank, 1990-93	2
	Gill Byrd, 1983-92	2
	Gary Johnson, 1975-84	2
	Leslie "Speedy" Duncan, 1964-70	2
	Earl Faison, 1961-66	2
	Charlie McNeil, 1960-64	2
	Bob Laraba, 1960-61	2

TOUCHDOWNS SCORED

1.	LaDainian Tomlinson, 2001-09	153
2.	Antonio Gates, 2003-18	116
3.	Lance Alworth, 1962-70	83
4.	Austin Ekeler, 2017-23	69
5.	Keenan Allen, 2013-23, 25	64
6.	Gary Garrison, 1966-76	58
7.	Melvin Gordon, 2015-19	47
	Charlie Joiner, 1976-86	47
9.	Paul Lowe, 1960-68	46
	Kellen Winslow, 1979-87	45
	Chuck Muncie, 1980-84	45

POINTS SCORED

1.	John Carney, 1990-2000.....	1,076
2.	LaDainian Tomlinson, 2001-09	918
3.	Nate Kaeding, 2004-12.....	889
4.	Rolf Benirschke, 1977-86.....	766
5.	Antonio Gates, 2003-18.....	700
6.	Nick Novak, 2011-14, 17	503
7.	Lance Alworth, 1962-70.....	500
8.	Cameron Dicker, 2022-25.....	498
9.	Austin Ekeler, 2017-23.....	418
10.	Keenan Allen, 2013-23, 25.....	388

FIELD GOALS

1.	John Carney, 1990-2000.....	261
2.	Nate Kaeding, 2004-12.....	180
3.	Rolf Benirschke, 1977-86.....	146
4.	Cameron Dicker, 2022-25.....	125
5.	Nick Novak, 2011-14, 17	110
6.	Dennis Pardee, 1968-75.....	71
7.	Michael Badgley, 2018-20.....	52
	Josh Lambo, 2015-16.....	52
9.	George Blair, 1961-64.....	50
10.	Steve Christie, 2001-03.....	42

FIELD GOAL ATTEMPTS

1.	John Carney, 1990-2000.....	320
2.	Rolf Benirschke, 1977-86.....	208
3.	Nate Kaeding, 2004-12.....	207
4.	Cameron Dicker, 2022-25.....	133
5.	Nick Novak, 2011-14, 17	130
6.	Dennis Pardee, 1968-75.....	121
7.	George Blair, 1961-64.....	80
8.	Ray Wersching, 1973-76.....	68
9.	Michael Badgley, 2018-20.....	65
10.	Josh Lambo, 2015-16.....	64

KICKOFF RETURN YARDS

1.	Darren Sproles, 2005-10.....	6,469
2.	Ronney Jenkins, 2000-02.....	3,997
3.	Andre Coleman, 1994-96.....	3,914
4.	Leslie "Speedy" Duncan, 1964-70.....	3,386
5.	James Brooks, 1981-83.....	2,305
6.	Kenny Bynum, 1997-2000.....	2,182
7.	Lionel James, 1984-88.....	2,094
8.	Nate Lewis, 1990-93.....	2,047
9.	Artie Owens, 1976-79.....	1,998
10.	Tim Dwight, 2001-04.....	1,876

KICKOFF RETURN TOUCHDOWNS

1.	Andre Coleman, 1994-96.....	4
2.	Ronney Jenkins, 2000-02.....	3
3.	Darren Sproles, 2005-10.....	2
	Anthony Miller, 1988-93.....	2
5.	Andre Roberts, 2021.....	1
	Micheal Spurlock, 2012.....	1
	Tim Dwight, 2001-04.....	1
	Richard Goodman, 2010-11.....	1
	Rodney Harrison, 1994-2002.....	1
	Nate Lewis, 1990-93.....	1
	Jamie Holland, 1987-89.....	1
	Gary Anderson, 1985-88.....	1
	Keith Lincoln, 1960-66.....	1

KICKOFF RETURNS

1.	Darren Sproles, 2005-10.....	258
2.	Andre Coleman, 1994-96.....	166
3.	Ronney Jenkins, 2000-02.....	165
4.	Leslie "Speedy" Duncan, 1964-70.....	134
5.	Kenny Bynum, 1997-2000.....	107
6.	James Brooks, 1981-83.....	105
7.	Lionel James, 1984-88.....	99
8.	Nate Lewis, 1990-93.....	92
9.	Artie Owens, 1976-79.....	88
10.	Tim Dwight, 2001-04.....	80

PUNT RETURN YARDS

1.	Mike Fuller, 1975-80.....	2,388
2.	Leslie "Speedy" Duncan, 1964-70.....	1,651
3.	Darrien Gordon, 1993-94, 96.....	1,407
4.	Lionel James, 1984-88.....	1,193
5.	Darren Sproles, 2005-10.....	935
6.	Eric Parker, 2002-06.....	881
7.	Derius Davis, 2023-25.....	686
8.	James Brooks, 1981-83.....	565
9.	Tim Dwight, 2001-04.....	508
10.	Eric Metcalf, 1997.....	489

PUNT RETURN TOUCHDOWNS

1.	Leslie "Speedy" Duncan, 1964-70.....	4
2.	Eric Metcalf, 1997.....	3
	Darrien Gordon, 1993-94, 96.....	3
4.	Desmond King, 2017-20.....	2
	Darren Sproles, 2005-10.....	2
	Lionel James, 1984-88.....	2
	Mike Fuller, 1975-80.....	2
	Ron Smith, 1973.....	2
9.	Derius Davis, 2023-25.....	1
	Travis Benjamin, 2017-19.....	1
	Micheal Spurlock, 2012.....	1
	Tim Dwight, 2001-04.....	1
	Andre Coleman, 1994-96.....	1
	Nate Lewis, 1990-93.....	1
	Kitrick Taylor, 1990-91.....	1
	Keith Lincoln, 1961-68.....	1

PUNT RETURNS

1.	Mike Fuller, 1975-80.....	212
2.	Leslie "Speedy" Duncan, 1964-70.....	138
3.	Lionel James, 1984-88.....	124
4.	Darren Sproles, 2005-10.....	114
5.	Eric Parker, 2002-06.....	105
6.	Darrien Gordon, 1993-94, 96.....	103
7.	Derius Davis, 2023-25.....	53
8.	James Brooks, 1981-83.....	52
9.	Desmond King, 2017-20.....	51
10.	Tim Dwight, 2001-04.....	46

SEASONS

1.	David Binn, 1994-2010.....	17
2.	Philip Rivers, 2004-16.....	16
	Antonio Gates, 2003-18.....	16
3.	Dan Fouts, 1973-87.....	15
	Russ Washington, 1968-82.....	15
6.	Doug Wilkerson, 1971-84.....	14
	Don Macek, 1976-89.....	14
8.	Mike Scifres, 2003-15.....	13
	Junior Seau, 1990-2002.....	13
10.	Keenan Allen, 2013-23, 25.....	12
	Jamal Williams, 1998-2009.....	12

GAMES PLAYED

1.	David Binn, 1994-2010.....	256
2.	Antonio Gates, 2003-18.....	236
3.	Philip Rivers, 2004-19.....	228
4.	Junior Seau, 1990-2002.....	200
	Russ Washington, 1968-82.....	200
6.	Mike Scifres, 2003-15.....	195
	Doug Wilkerson, 1971-84.....	195
8.	Dan Fouts, 1973-87.....	181
9.	Quentin Jammer, 2002-12.....	172
10.	Charlie Joiner, 1976-86.....	164
	Woodrow Lowe, 1976-86.....	164

SINGLE-SEASON TOP-10

RUSHING YARDS

1. LaDainian Tomlinson, 2006	1,815
2. LaDainian Tomlinson, 2002	1,683
3. LaDainian Tomlinson, 2003	1,645
4. LaDainian Tomlinson, 2007	1,474
5. LaDainian Tomlinson, 2005	1,462
6. Natrone Means, 1994	1,350
7. LaDainian Tomlinson, 2004	1,335
8. Ryan Mathews, 2013	1,255
9. LaDainian Tomlinson, 2001	1,236
10. Marion Butts, 1990	1,225

RUSHING TOUCHDOWNS

1. LaDainian Tomlinson, 2006	28
2. Chuck Muncie, 1981	19
3. LaDainian Tomlinson, 2005	18
4. LaDainian Tomlinson, 2004	17
5. LaDainian Tomlinson, 2007	15
6. LaDainian Tomlinson, 2002	14
7. Austin Ekeler, 2022	13
LaDainian Tomlinson, 2003	13
8. Austin Ekeler, 2021	12
LaDainian Tomlinson, 2009	12
Natrone Means, 1994	12
Chuck Muncie, 1983	12
Clarence Williams, 1979	12

RUSHING ATTEMPTS

1. LaDainian Tomlinson, 2002	372
2. LaDainian Tomlinson, 2006	348
3. Natrone Means, 1994	343
4. LaDainian Tomlinson, 2005	339
LaDainian Tomlinson, 2004	339
LaDainian Tomlinson, 2001	339
7. LaDainian Tomlinson, 2007	315
8. LaDainian Tomlinson, 2003	313
9. Earnest Jackson, 1984	296
10. LaDainian Tomlinson, 2008	292

TOTAL YARDS FROM SCRIMMAGE

1. LaDainian Tomlinson, 2003	2,370
2. LaDainian Tomlinson, 2006	2,323
3. LaDainian Tomlinson, 2002	2,172
4. LaDainian Tomlinson, 2007	1,949
5. LaDainian Tomlinson, 2005	1,832
6. LaDainian Tomlinson, 2004	1,776
7. Austin Ekeler, 2022	1,637
8. LaDainian Tomlinson, 2001	1,603
9. Lance Alworth, 1965	1,590
10. Natrone Means, 1994	1,585

PASSING YARDS

1. Justin Herbert, 2021	5,014
2. Dan Fouts, 1981	4,802
3. Philip Rivers, 2015	4,792
4. Justin Herbert, 2022	4,739
5. Dan Fouts, 1980	4,715
6. Philip Rivers, 2010	4,710
7. Philip Rivers, 2011	4,624
8. Philip Rivers, 2019	4,615
9. Philip Rivers, 2017	4,515
10. Philip Rivers, 2013	4,478

TOUCHDOWN PASSES

1. Justin Herbert, 2021	38
2. Philip Rivers, 2008	34
Philip Rivers, 2016	33
Dan Fouts, 1981	33
5. Philip Rivers, 2018	32
Philip Rivers, 2013	32
7. Justin Herbert, 2020	31
Philip Rivers, 2014	31
9. Philip Rivers, 2010	30
Dan Fouts, 1980	30

PASS ATTEMPTS

1. Justin Herbert, 2022	699
2. Justin Herbert, 2021	672
3. Philip Rivers, 2015	661
4. Dan Fouts, 1981	609
5. Justin Herbert, 2020	595
6. Philip Rivers, 2019	591
7. Dan Fouts, 1980	589
8. Philip Rivers, 2011	582
9. Philip Rivers, 2016	578
10. Philip Rivers, 2017	575

PASS COMPLETIONS

1. Justin Herbert, 2022	477
2. Justin Herbert, 2021	443
3. Philip Rivers, 2015	437
4. Justin Herbert, 2020	396
5. Philip Rivers, 2019	390
6. Philip Rivers, 2014	379
7. Philip Rivers, 2013	378
8. Philip Rivers, 2011	366
9. Dan Fouts, 1981	360
Philip Rivers, 2017	360

PASSES INTERCEPTED

1. John Hadl, 1968	32
2. John Hadl, 1972	26
3. John Hadl, 1971	25
Jack Kemp, 1960	25
5. Dan Fouts, 1980	24
Dan Fouts, 1979	24
John Hadl, 1962	24
8. Dan Fouts, 1986	22
John Hadl, 1967	22
Jack Kemp, 1961	22

RECEIVING YARDS

1. Lance Alworth, 1965	1,602
2. Keenan Allen, 2017	1,393
3. Lance Alworth, 1966	1,383
4. John Jefferson, 1980	1,340
5. Lance Alworth, 1968	1,312
6. Kellen Winslow, 1980	1,290
7. Anthony Miller, 1989	1,252
8. Keenan Allen, 2023	1,243
9. Lance Alworth, 1964	1,235
10. Tony Martin, 1995	1,224

RECEIVING TOUCHDOWNS

1. Tony Martin, 1996	14
Lance Alworth, 1965	14
3. Antonio Gates, 2004	13
John Jefferson, 1980	13
John Jefferson, 1978	13
Lance Alworth, 1966	13
Lance Alworth, 1964	13
8. Antonio Gates, 2014	12
Gary Garrison, 1970	12
10. Lance Alworth, 1963	11

RECEPTIONS

1. Keenan Allen, 2023	108
2. Austin Ekeler, 2022	107
3. Keenan Allen, 2021	106
4. Keenan Allen, 2019	104
5. Keenan Allen, 2017	102
6. Keenan Allen, 2020	100
LaDainian Tomlinson, 2003	100
8. Keenan Allen, 2018	97
9. Austin Ekeler, 2019	92
10. Tony Martin, 1995	90

QUARTERBACK SACKS (since 1982)

1. Khalil Mack, 2023	17.0
Shawne Merriman, 2006	17.0
Leslie O'Neal, 1992	17.0
4. Lee Williams, 1986	15.0
5. Lee Williams, 1989	14.0
6. Leslie O'Neal, 1990	13.5
7. Tuli Tuipulotu	13.0
Marcellus Wiley, 2001	13.0
9. Joey Bosa, 2017	12.5
Shawne Merriman, 2007	12.5
Leslie O'Neal, 1995	12.5
Leslie O'Neal, 1994	12.5
Leslie O'Neal, 1989	12.5
Leslie O'Neal, 1986	12.5

INTERCEPTIONS

1. Antonio Cromartie, 2007	10
2. Charlie McNeil, 1961	9
3. Ryan McNeil, 2001	8
Dick Harris, 1963	8
Claude Gibson, 1962	8
Bob Zeman, 1961	8
7. Casey Hayward, 2016	7
Eric Weddle, 2011	7
Darren Carrington, 1993	7
Gill Byrd, 1990	7
Gill Byrd, 1989	7
Gill Byrd, 1988	7
Danny Walters, 1983	7
Bryant Salter, 1972	7
Jim Hill, 1969	7
Leslie "Speedy" Duncan, 1966	7
Bud Whitehead, 1965	7
Dick Harris, 1961	7

INTERCEPTION RETURN YARDS

1. Charlie McNeil, 1961	349
2. Stanley Richard, 1994	224
3. Vencie Glenn, 1987	166
4. Gill Byrd, 1984	157
5. Jeff Dale, 1986	153
6. Darren Carrington, 1992	152
7. Bob Laraba, 1961	151
8. Woodrow Lowe, 1979	150
9. Antonio Cromartie, 2007	144
10. Dick Harris, 1961	140

INTERCEPTION TOUCHDOWNS

1. Dick Harris, 1961	3
2. Demorrio Williams, 2012	2
Clinton Hart, 2005	2
Stanley Richard, 1994	2
Gill Byrd, 1984	2
Woodrow Lowe, 1979	2
Kenny Graham, 1969	2
Joe Beauchamp, 1968	2
Bob Laraba, 1961	2
Charlie McNeil, 1961	2

TOUCHDOWNS SCORED

1. LaDainian Tomlinson, 2006	31
2. Austin Ekeler, 2021	20
LaDainian Tomlinson, 2005	20
4. Chuck Muncie, 1981	19
5. Austin Ekeler, 2022	18
LaDainian Tomlinson, 2007	18
LaDainian Tomlinson, 2004	18
8. LaDainian Tomlinson, 2003	17
9. LaDainian Tomlinson, 2002	15
Lance Alworth, 1964	15

POINTS SCORED

1.	LaDainian Tomlinson, 2006	186
2.	Cameron Dicker, 2024	150
3.	Nate Kaeding, 2009	146
4.	Nick Novak, 2013	144
5.	Cameron Dicker, 2025	141
6.	Nate Kaeding, 2006	136
7.	John Carney, 1994	135
8.	Cameron Dicker, 2023	128
9.	Nate Kaeding, 2008	127
10.	Austin Ekeler, 2021	124
	John Carney, 1993	124

FIELD GOALS

1.	Cameron Dicker, 2024	39
2.	Cameron Dicker, 2025	36
3.	Nick Novak, 2013	34
	John Carney, 1994	34
5.	Nate Kaeding, 2009	32
6.	Cameron Dicker, 2023	31
	John Carney, 1999	31
	John Carney, 1993	31
9.	John Carney, 1996	29
10.	Nick Novak, 2011	27
	Nate Kaeding, 2008	27

FIELD GOAL ATTEMPTS

1.	Cameron Dicker, 2024	42
2.	John Carney, 1993	40
3.	Cameron Dicker, 2025	38
	John Carney, 1994	38
5.	Nick Novak, 2013	37
6.	John Carney, 1999	36
	John Carney, 1996	36
	Rolf Benirschke, 1980	36
9.	Nate Kaeding, 2009	35
10.	Nick Novak, 2011	34

KICKOFF RETURN YARDS

1.	Ronney Jenkins, 2001	1,541
2.	Ronney Jenkins, 2000	1,531
3.	Darren Sproles, 2005	1,528
4.	Andre Coleman, 1995	1,411
5.	Darren Sproles, 2008	1,376
6.	Darren Sproles, 2009	1,300
7.	Andre Coleman, 1994	1,293
8.	Darren Sproles, 2010	1,257
9.	Tim Dwight, 2004	1,222
10.	Andre Coleman, 1996	1,210

KICKOFF RETURN TOUCHDOWNS

1.	Ronney Jenkins, 2001	2
	Andre Coleman, 1995	2
	Andre Coleman, 1994	2
4.	Andre Roberts, 2021	1
	Micheal Spurlock, 2012	1
	Richard Goodman, 2011	1
	Darren Sproles, 2008	1
	Darren Sproles, 2007	1
	Tim Dwight, 2004	1
	Ronney Jenkins, 2000	1
	Rodney Harrison, 1997	1
	Nate Lewis, 1991	1
	Anthony Miller, 1989	1
	Jamie Holland, 1988	1
	Anthony Miller, 1988	1
	Gary Anderson, 1985	1
	Keith Lincoln, 1962	1

KICKOFF RETURNS

1.	Ronney Jenkins, 2000	67
2.	Darren Sproles, 2005	63
3.	Andre Coleman, 1995	62
4.	Ronney Jenkins, 2001	58
5.	Andre Coleman, 1996	55
6.	Darren Sproles, 2009	54
7.	Darren Sproles, 2008	53
8.	Darren Sproles, 2010	51
9.	Tim Dwight, 2004	50
	Leon Johnson, 2003	50

PUNT RETURN YARDS

1.	Darrien Gordon, 1996	537
2.	Eric Metcalf, 1997	489
3.	Darrien Gordon, 1994	475
4.	Leslie "Speedy" Duncan, 1965	464
5.	Mike Fuller, 1979	448
6.	Mike Fuller, 1978	436
	Mike Fuller, 1976	436
8.	Leslie "Speedy" Duncan, 1967	434
9.	Mike Fuller, 1975	410
10.	Lionel James, 1987	400

PUNT RETURN TOUCHDOWNS

1.	Eric Metcalf, 1997	3
2.	Darrien Gordon, 1994	2
	Ron Smith, 1973	2
	Leslie "Speedy" Duncan, 1965	2
5.	Derius Davis, 2023	1
	Desmond King, 2019	1
	Desmond King, 2018	1
	Travis Benjamin, 2017	1
	Micheal Spurlock, 2012	1
	Darren Sproles, 2009	1
	Darren Sproles, 2007	1
	Tim Dwight, 2001	1
	Darrien Gordon, 1996	1
	Andre Coleman, 1995	1
	Nate Lewis, 1990	1
	Kitrick Taylor, 1990	1
	Lionel James, 1987	1
	Lionel James, 1984	1
	Mike Fuller, 1977	1
	Mike Fuller, 1975	1
	Leslie "Speedy" Duncan, 1968	1
	Leslie "Speedy" Duncan, 1966	1
	Keith Lincoln, 1961	1

PUNT RETURNS

1.	Mike Fuller, 1979	46
2.	Eric Metcalf, 1997	45
3.	Mike Fuller, 1978	39
4.	Eric Parker, 2006	37
5.	Darrien Gordon, 1996	36
	Darrien Gordon, 1994	36
	Mike Fuller, 1975	36
	Leslie "Speedy" Duncan, 1967	36
9.	Mike Fuller, 1976	33
10.	Latario Rachal, 1998	32
	Lionel James, 1987	32

CHARGERS AND OPPONENT 10 LONGEST

RUNS FROM SCRIMMAGE

CHARGERS

87t	Melvin Gordon, Oct. 29, 2017 at New England
	Paul Lowe, Sept. 10, 1961 at Dallas Texans
86t	Keith Lincoln, Sept. 30, 1962 at Oakland
85t	LaDainian Tomlinson, Dec. 17, 2006 vs. K.C.
83t	Michael Turner, Dec. 18, 2005 at Indianapolis
80t	Brad Hubbert, Dec. 24, 1967 vs. N.Y. Jets
76t	Keith Lincoln, Oct. 20, 1963 at Kansas City
76	LaDainian Tomlinson, Dec. 1, 2002 vs. Den.
75	Justin Jackson, Oct. 31, 2021 vs. New England
74t	Michael Turner, Oct. 7, 2007 at Denver

OPPONENT

90t	Colin Kaepernick, Dec. 20, 2014 at S.F.
89t	Kenny King, Oct. 12, 1980 at Oakland
84t	Damien Williams, Dec. 29, 2019 at K.C.
81	Billy Sims, Sept. 30, 1984 vs. Detroit
77	Napoleon Kaufman, Sept. 22, 1996 at Oak.
75t	David Montgomery, Nov. 12, 2023 vs. Detroit
	Dameon Pierce, Oct. 2, 2022 at Houston
74t	Kenneth Walker III, Oct. 23, 2022 vs. Seattle
	Jack Spikes, Sept. 10, 1961 at Dallas Texans
71t	Corey Dillon, Nov. 2, 1997 at Cincinnati

PASS COMPLETIONS

CHARGERS

99t	S.Humphries to T.Martin, Sept. 18, 1994 at Sea.
91t	J.Kemp to K.Lincoln, Nov. 12, 1961 at Denver
88t	E.Luther to B.Duckworth, Dec. 3, 1984 vs. Chi.
85t	J.Hadl to L.Alworth, Oct. 17, 1965 at Boston
	T.Rote to L.Alworth, Oct. 6, 1963 at Denver
84t	P.Rivers to A.Ekeler, Dec. 8, 2019 at Jax.
	J.Hadl to G.Garrison, Oct. 5, 1968 at N.Y. Jets
83t	R.Leaf to J.Graham, Nov. 19, 2000 at Denver
82t	T.Rote to L.Alworth, Dec. 6, 1964 vs. N.Y. Jets
81t	P.Rivers to D.Sproles, Sept. 20, 2009 vs. Bal.
	D.Fouts to C.Joiner, Oct. 17, 1976 vs. Hou. Oilers

OPPONENT

99t	T.Green to M.Boerigter, Dec. 22, 2002 at K.C.
98t	J.Lee to W.Dewveall, Nov. 25, 1962 at Hou. Oilers
96t	J.Montana to J.Rice, Nov. 27, 1988 vs. S.F.
93t	C.Morton to S.Watson, Sept. 27, 1981 at Denver
90t	S.DeBerg to J.Birden, Nov. 18, 1990 at K.C.
	C.Davidson to D.Dorsey, Dec. 2, 1962 vs. Oak.
89t	N.O'Donnell to D.Stone, Sept. 1, 1991 at Pit.
87t	D.Carr to A.Cooper, Dec. 31, 2017 vs. Oak.
	J.Namath to D.Maynard, Nov. 24, 1968 vs. N.Y. Jets
	F.Tripucka to A.Frazier, Nov. 12, 1961 at Den.

FIELD GOALS

CHARGERS

59	Cameron Dicker, Nov. 9, 2025 vs. Pittsburgh
	Cameron Dicker, Oct. 21, 2024 at Arizona
	Michael Badgley, Dec. 9, 2018 vs. Cincinnati
57	Cameron Dicker, Dec. 19, 2024 vs. Denver
	Nate Kaeding, Dec. 21, 2008 at Tampa Bay
56	Cameron Dicer, Nov. 30, 2025 vs. Las Vegas
55	Cameron Dicker, Oct. 5, 2025 vs. Washington
	Cameron Dicker, Nov. 6, 2023 at N.Y. Jets
	Cameron Dicker, Oct. 22, 2023 at Kansas City
	Nate Kaeding, Nov. 29, 2009 vs. Kansas City

OPPONENT

61	Brandon McManus, Jan. 2, 2022 vs. Denver
59	Chris Boswell, Nov. 9, 2025 vs. Pittsburgh
	Harrison Butker, Sept. 5, 2025 vs. K.C. in São Paulo
58	Harrison Butker, Sept. 20, 2020 vs. K.C. (OT)
	Harrison Butker, Sept. 20, 2020 vs. K.C. (OT)
	Dan Miller, Dec. 26, 1982 vs. Baltimore Colts
56	Greg Zuerlein, Sept. 19, 2021 vs. Dallas
	Justin Tucker, Dec. 22, 2018 vs. Baltimore
	Sebastian Janikowski, Oct. 9, 2016 at Oakland
55	Wi Lutz, Dec. 19, 2024 vs. Denver
	Jason Sanders, Dec. 11, 2022 vs. Miami
	Daniel Carlson, Dec. 4, 2022 at Las Vegas
	Daniel Carlson, Sept. 11, 2022 vs. Las Vegas
	Jason Elam, Nov. 7, 1999 vs. Denver
	Gary Anderson, Nov. 25, 1984 at Pittsburgh
	George Blanda, Dec. 3, 1961 vs. Houston Oilers

PUNTS

CHARGERS

83	JK Scott, Dec. 10, 2023 vs. Denver
82	Paul Maguire, Nov. 19, 1961 vs. Dallas Texans
73	Dennis Partee, Oct. 17, 1971 at Denver
72	Mike Scifres, Sept. 21, 2014 at Buffalo
71	Mike Scifres, Nov. 10, 2011 vs. Oakland
	Mike Scifres, Oct. 1, 2006 at Baltimore
	Mike Scifres, Dec. 4, 2005 vs. Oakland
	Maury Buford, Sept. 12, 1982 at Denver
	John Hadl, Nov. 8, 1964 at Denver
70	Mike Scifres, Nov. 25, 2007 vs. Baltimore

OPPONENT

81	Dustin Colquitt, Dec. 2, 2007 at Kansas City
79	Drew Butler, Dec. 9, 2012 at Pittsburgh
77	Greg Montgomery, Sept. 19, 1993 vs. Hou. Oilers
75	Kevin Huber, Dec. 1, 2013 vs. Cincinnati
74	Tommy Townsend, Sept. 15, 2022 at Kansas City
	Bob Grupp, Nov. 4, 1979 at Kansas City
73	Shane Lechler, Sept. 28, 2003 vs. Oakland
72	Ryan Plackemeier, Dec. 24, 2006 at Seattle
	Chris Gardocki, Oct. 26, 1997 vs. Indianapolis
	Bob Scarpitto, Oct. 22, 1967 at Denver
	Jerrel Wilson, Sept. 29, 1963 vs. Kansas City

INTERCEPTION RETURNS

CHARGERS

103t	Vencie Glenn, Nov. 29, 1987 vs. Denver
102t	Donald Frank, Oct. 31, 1993 at L.A. Raiders
100t	Leslie "Speedy" Duncan, Oct. 15, 1967 vs. K.C.
99t	Shaun Gayle, Dec. 23, 1995 at N.Y. Giants
	Stanley Richard, Sept. 4, 1994 at Denver
	Gill Byrd, Oct. 4, 1984 at Kansas City
90t	Desmond King, Nov. 23, 2017 at Dallas
	Jahleel Addae, Jan. 1, 2017 vs. Kansas City
86	Trevor Williams, Sept. 30, 2018 vs. S.F.
83t	Willie Clark, Sept. 22, 1996 at Oakland

OPPONENT

102t	Louis Breedon, Nov. 8, 1981 vs. Cincinnati
99t	Jaylen Watson, Sept. 15, 2022 at Kansas City
	Janoris Jenkins, Nov. 23, 2014 vs. St. Louis
	Kevin Ross, Sept. 6, 1992 vs. Kansas City
96t	Ray Griffin, Nov. 11, 1979 at Cincinnati
	Bashaad Breeland, Dec. 10, 2017 vs. Was.
91t	Chad Greenway, Sept. 27, 2015 at Minnesota
	Fred Williamson, Sept. 30, 1962 at Oakland
90t	Leroy Butler, Sept. 15, 1996 at Green Bay
	Deion Sanders, Dec. 11, 1994 vs. S.F.
87t	Mark McMillian, Dec. 14, 1997 vs. K.C.

KICKOFF RETURNS

CHARGERS

105t	Richard Goodman, Jan. 1, 2012 at Oakland
103t	Darren Sproles, Sept. 14, 2008 at Denver
	Keith Lincoln, Sept. 16, 1962 vs. Titans of N.Y.
101t	Andre Roberts, Jan. 2, 2022 vs. Denver
99t	Micheal Spurlock, Dec. 30, 2012 vs. Oakland
98t	Gary Anderson, Nov. 17, 1985 at Denver
95t	Nate Lewis, Nov. 17, 1991 vs. New Orleans
94t	Jamie Holland, Dec. 18, 1988 vs. Kansas City
93t	Ronney Jenkins, Nov. 18, 2001 at Oakland
	Ronney Jenkins, Sept. 10, 2000 vs. N.O.
	Anthony Miller, Nov. 20, 1988 at L.A. Rams

OPPONENT

104t	Mecole Hardman, Dec. 29, 2019 at K.C.
	Ira Mathews, Oct. 25, 1979 at Oakland
103t	Percy Harvin, Sept. 11, 2011 vs. Minnesota
101t	Leon Washington, Sept. 26, 2010 at Seattle
	Brian Mitchell, Dec. 6, 1998 at Washington
99t	Leon Washington, Sept. 26, 2010 at Seattle
	Byron Hanspard, Dec. 7, 1997 vs. Atlanta
98t	Will Blackwell, Dec. 24, 2000 vs. Pittsburgh
97t	Cassius Vaughn, Jan. 2, 2011 at Denver
	Tim Brown, Sept. 4, 1988 at L.A. Raiders

PUNT RETURNS

CHARGERS

95t Leslie "Speedy" Duncan, Nov. 24, 1968 vs. NYJ
90t Darrien Gordon, Sept. 25, 1994 at L.A. Raiders
88t Andre Coleman, Sept. 17, 1995 at Philadelphia
Mike Fuller, Oct. 9, 1977 at New Orleans
87t Derius Davis, Nov. 6, 2023 at N.Y. Jets
85t Eric Metcalf, Nov. 2, 1997 at Cincinnati
84t Tim Dwight, Sept. 9, 2001 vs. Washington
Ron Smith, Nov. 18, 1973 vs. New Orleans
83t Eric Metcalf, Nov. 30, 1997 vs. Denver
82t Paul Lowe, Oct. 7, 1961 at Boston

OPPONENT

95t Tyreek Hill, Jan. 1, 2017 vs. Kansas City
94t Dexter McCluster, Sept. 13, 2010 at K.C.
92t Rick Upchurch, Oct. 3, 1976 at Denver
91t Tyreek Hill, Sept. 9, 2018 vs. Kansas City
86t Tamarick Vanover, Oct. 9, 1995 at Kansas City
82t George Atkinson, Oct. 13, 1968 at Oakland
82 Ray Buchanan, Nov. 3, 1996 at Indianapolis
81 Dennis Northcutt, Nov. 5, 2006 vs. Cleveland
80t Phillip Buchanon, Dec. 28, 2003 vs. Oakland
79t Lemar Parrish, Dec. 6, 1970 vs. Cincinnati

FUMBLE RETURNS

CHARGERS

86t Eric Weddle, Nov. 30, 2008 vs. Atlanta
82t Donnie Edwards, Nov. 10, 2002 at St. Louis
81t Vencie Glenn, Oct. 22, 1989 vs. N.Y. Giants
79t Marlon McCree, Oct. 29, 2006 vs. St. Louis
78t Paul Bradford, Nov. 23, 1997 at San Francisco
75t Keith Browner (25 yds.) lateral to
Sam Seale(50 yds.), Nov. 20, 1988
at L.A. Rams
61t Tevaughn Campbell, Dec. 5, 2021 at Cincinnati
Caraun Reid, Sept. 25, 2016 at Indianapolis
58t Rick Redman, Oct. 2, 1966 vs. Miami
53t Darrell Stuckey, Dec. 7, 2014 vs. New England
53 Henry Rolling, Oct. 6, 1991 at L.A. Raiders

OPPONENT

97t Mike Edwards, Jan. 7, 2024 vs. Kansas City
68 A.J. Duhe, Oct. 15, 1978 vs. Miami
65t Tony Carter, Oct. 15, 2012 vs. Denver
64t Tyvon Branch, Oct. 10, 2010 at Oakland
63t Joey Browner, Sept. 2, 1984 at Minnesota
63 Rob Ninkovich, Oct. 24, 2010 vs. N.E.
62 Carlton Gray, Oct. 27, 1996 at Seattle
59t George Atkinson, Nov. 25, 1973 at Oakland
57t Tyreek Hill, Dec. 11, 2022 vs. Miami
56t Ifeadi Odenigbo, Dec. 15, 2019 vs. Minnesota

BLOCKED PUNT RETURNS

CHARGERS

35t Bob Zeman, Oct. 7, 1961 at Boston
21t Derrie Nelson, Nov. 13, 1983 vs. Dallas
19 Pete Lazetich, Sept. 24, 1972 vs. Denver
5 Gene Selawski, Oct. 22, 1961 at Oakland
4 Wayne Davis, Nov. 17, 1985 at Denver
3 Steve Heiden, Dec. 17, 2000 at Carolina
0t Jacob Hester, Oct. 25, 2009 at Kansas City
Darryll Lewis, Sept. 26, 1999 vs. Indianapolis
0s Carlos Polk, Sept. 22, 2002 at Arizona
0 Corey Lynch, Sept. 10, 2012 at Oakland

OPPONENT

37t Frank Warren, Nov. 17, 1991 vs. New Orleans
29t Adam Hayward, Nov. 11, 2012 at Tampa Bay
16 Randy McClanahan, Sept. 18, 1977 at Oak.
15 Walt Landers, Sept. 24, 1978 vs. Green Bay
14 Glen Cadrez, Oct. 13, 2002 vs. Kansas City
9 Tyrone Braxton, Oct. 2, 1988 vs. Denver
5t Hiram Eugene, Oct. 10, 2010 at Oakland
2t Jerry Robinson, Nov. 20, 1986 vs. L.A. Raiders
0s Nick Schommer, Oct. 31, 2010 vs. Tennessee
Rock Cartwright, Oct. 10, 2010 at Oakland

BLOCKED FIELD GOAL RETURNS

CHARGERS

72t Leslie "Speedy" Duncan, Nov. 23, 1967 vs. Den.
35 Tom Day, Oct. 15, 1967 vs. Kansas City
28 Jim Tolbert, Nov. 15, 1971 vs. St. Louis
27 Kenny Graham, Nov. 15, 1964 at Kansas City
25 Jeff Staggs, Oct. 25, 1970 vs. Houston Oilers

OPPONENT

66 Tommy Casanova, Sept. 22, 1974 at Cin.
65t Matt Ware, Oct. 23, 2005 at Philadelphia
60 Louis Wright, Nov. 17, 1985 at Denver
54t Doug Evans, Dec. 17, 2000 at Carolina
44t Devin McCourty, Dec. 6, 2020 vs. N.E.
42t Ray McElroy, Oct. 26, 1997 vs. Indianapolis
28 John Barmlett, Nov. 27, 1966 vs. Denver
17 Charlie West, Dec. 5, 1971 vs. Minnesota
Mike Statton, Oct. 1, 1967 vs. Buffalo
16 Daniel Thomas, Oct. 25, 2020 vs. Jax.
Fletcher Smith, Oct. 15, 1967 vs. Kansas City

MISSED FIELD GOAL RETURNS

CHARGERS

109t Antonio Cromartie, Nov. 4, 2007 at Min.

INDIVIDUAL POSTSEASON RECORDS

*NFL Record

SCORING

Most Points, Career

- 42 Nate Kaeding, 2004-09
- 37 Rolf Benirschke, 1977-86
- 30 John Carney, 1990-2000

Most Points, Game

- 15 Michael Badgley, AFC Wild Card, Jan. 6, 2019, at Baltimore
- 12 (10x) Last: Cameron Dicker and Austin Ekeler, AFC Wild Card, Jan. 14, 2023 at Jax.
- 11 Rolf Benirschke, AFC Divisional, Jan. 2, 1982 at Miami

Most Touchdowns, Career

- 4 Darren Sproles, 2005-09
- LaDainian Tomlinson, 2001-09
- Kellen Winslow, 1979-87
- Charlie Joiner, 1976-86
- 3 (4x) Last: Keenan Allen, 2013-23
- 2 (8x) Last: Austin Ekeler, 2017-23

Most Touchdowns, Game

- 2 (8x) Last: Austin Ekeler, AFC Wild Card Jan. 14, 2023 at Jacksonville
- 1 (54x) Last: Ladd McConkey, AFC Wild Card Jan. 11, 2025 at Houston

Most Points After Touchdown, Career

- 18 Nate Kaeding, 2004-09
- 16 Rolf Benirschke, 1977-86
- 9 John Carney, 1990-2000

Most Points After Touchdown, Game

- 6 George Blair, AFL Championship, Jan. 5, 1964 vs. Boston
- 5 Rolf Benirschke, AFC Divisional, Jan. 2, 1982 at Miami
- 4 (2x) Last: Nate Kaeding, AFC Divisional, Jan. 13, 2008 at Indianapolis

Most Two-Point Conversions, Game

- 1 (4x) Last: Keenan Allen, AFC Divisional, Jan. 13, 2019 at New England

FIELD GOALS

Most, Career

- 8 Nate Kaeding, 2004-09
- 7 John Carney, 1990-2000
- Rolf Benirschke, 1977-86
- 5 Cameron Dicker, 2022-24
- Michael Badgley, 2018-20

Most, Game

- 5 Michael Badgley, AFC Wild Card, Jan. 6, 2019 at Baltimore
- 4 Nate Kaeding, AFC Championship, Jan. 20, 2008 at New England
- 3 Cameron Dicker, AFC Wild Card, Jan. 14, 2023 at Jacksonville
- Ben Agajanian, AFL Championship, Jan. 1, 1961 vs. Houston Oilers

Longest

- 54 John Carney, AFC Wild Card, Dec. 31, 1995 vs. Indianapolis
- 53 Michael Badgley, AFC Wild Card, Jan. 6, 2019 at Baltimore
- 50 Cameron Dicker, AFC Wild Card, Jan. 14, 2023 at Jacksonville

RUSHING

Most Attempts, Career

- 110 Chuck Muncie, 1980-84
- 96 LaDainian Tomlinson, 2001-09
- 63 Natrone Means, 1993-95, 98-99

Most Attempts, Game

- 26 LaDainian Tomlinson, AFC Wild Card, Jan. 8, 2005 vs. New York Jets
- 25 Chuck Muncie, AFC First Round, Jan. 9, 1983 at Pittsburgh
- 24 Natrone Means, AFC Divisional, Jan. 8, 1995 vs. Miami
- Chuck Muncie, AFC Divisional, Jan. 2, 1982 at Miami

Most Yards, Career

- 516 Chuck Muncie, 1980-84
- 380 Paul Lowe, 1960-68
- 327 LaDainian Tomlinson, 2001-09

Most Yards, Game

- 206 Keith Lincoln, AFL Championship, Jan. 5, 1964 vs. Boston
- 165 Paul Lowe, AFL Championship, Jan. 1, 1961 at Houston Oilers
- 139 Natrone Means, AFC Divisional, Jan. 8, 1995 vs. Miami

Most Touchdowns, Career

- 4 LaDainian Tomlinson, 2001-09
- 3 Chuck Muncie, 1980-84
- 2 (6x) Last: Austin Ekeler, 2017-23

Most Touchdowns, Game

- 2 Austin Ekeler, AFC Wild Card, Jan. 14, 2023 at Jacksonville
- Darren Sproles, AFC Wild Card, Jan. 3, 2009 vs. Indianapolis
- LaDainian Tomlinson, AFC Divisional, Jan. 14, 2007 vs. New England
- 1 (24x) Last: Melvin Gordon, AFC Divisional, Jan. 13, 2019 at New England

Longest Run

- 67t Keith Lincoln, AFL Championship, Jan. 5, 1964 vs. Boston
- 58t Ronnie Brown, AFC Wild Card, Jan. 5, 2014 at Cincinnati
- Paul Lowe, AFL Championship, Jan. 5, 1964 vs. Boston
- 56t Keith Lincoln, AFL Championship, Jan. 5, 1964 vs. Boston

PASSING

Most Attempts, Career

- 355 Philip Rivers 2004-19
- 286 Dan Fouts 1973-87
- 228 Stan Humphries 1992-97

Most Attempts, Game

- 53 Dan Fouts, AFC Divisional, Jan. 2, 1982 at Miami (OT)
- 51 Philip Rivers, AFC Divisional, Jan. 13, 2019 at New England
- 49 Stan Humphries, Super Bowl XXIX, Jan. 29, 1995 vs. San Francisco

Most Completions, Career

- 211 Philip Rivers, 2004-19
- 159 Dan Fouts, 1973-87
- 118 Stan Humphries, 1992-97

Most Completions, Game

- 33 Dan Fouts, AFC Divisional, Jan. 2, 1982 at Miami (OT)
- 31 Drew Brees, AFC Wild Card, Jan. 8, 2005 vs. New York Jets
- 28 Stan Humphries, AFC Wild Card, Dec. 31, 1995 vs. Indianapolis

Highest Completion Pct., Career (min. 40 att.)

- 73.8 Drew Brees, 2001-04
- 59.4 Philip Rivers, 2004-19
- 55.6 Dan Fouts, 1973-87

Highest Completion Pct, Game (min. 10 att.)

- 75.0 Philip Rivers, AFC Wild Card, Jan. 5, 2014 at Cincinnati
- 73.8 Drew Brees, AFC Wild Card, Jan. 8, 2005 vs. New York Jets
- 73.7 Philip Rivers, AFC Divisional, Jan. 13, 2008 at Indianapolis

Most Yards, Career

- 2,656 Philip Rivers, 2004-19
- 2,125 Dan Fouts, 1973-87
- 1,347 Stan Humphries, 1992-97

Most Yards, Game

- 433 Dan Fouts, AFC Divisional, Jan. 2, 1982 at Miami (OT)
- 336 Dan Fouts, AFC Championship, Jan. 11, 1981 vs. Oakland
- 333 Dan Fouts, AFC First Round, Jan. 9, 1983 at Pittsburgh

Most Touchdowns, Career

- 14 Philip Rivers, 2004-19
- 12 Dan Fouts, 1973-87
- 6 Stan Humphries, 1992-97

Most Touchdowns, Game

- 3 (5x) Last: Philip Rivers, AFC Divisional, Jan. 13, 2019 at New England
- 2 (6x) Last: Philip Rivers, AFC Divisional, Jan. 12, 2014 at Denver
- 1 (11x) Last: Justin Herbert, AFC Wild Card, Jan. 11, 2025 at Houston

Highest Passer Rating, Career (min. 40 att.)

- 101.2 Drew Brees, 2001-04
- 84.2 Philip Rivers, 2004-19
- 76.4 Tobin Rote, 1963-64

Highest Passer Rating, Game (min. 10 att.)

- 145.3 Tobin Rote, AFL Championship, Jan. 5, 1964 vs. Boston
- 133.2 Philip Rivers, AFC Divisional, Jan. 13, 2008 at Indianapolis
- 132.1 John Hadl, AFL Championship, Jan. 5, 1964 vs. Boston

Most Games 300 Yards or More, Career

- 5 Dan Fouts, 1973-87
- 2 Philip Rivers, 2004-19
- 1 Drew Brees, 2001-04

Most Games 400 Yards or More, Career

- 1 Dan Fouts, 1973-87

Longest Completion

- 86t Justin Herbert, AFC Wild Card, Jan. 11, 2025 at Houston
- 62t Philip Rivers, AFC Divisional, Jan. 11, 2009 at Pittsburgh
- 58 Philip Rivers, AFC Divisional, Jan. 14, 2007 vs. New England

Most Interceptions, Career

- 16 Dan Fouts, 1973-87
- 13 Stan Humphries, 1992-97
- 10 Philip Rivers, 2004-19

Most Interceptions, Game

- 5 Dan Fouts, AFC Second Round, Jan. 16, 1983 at Miami
- Dan Fouts, AFC Divisional, Dec. 29, 1979 vs. Houston Oilers
- 4 (4x) Last: Justin Herbert, AFC Wild Card, Jan. 11, 2025 at Houston
- 2 (9x) Last: Philip Rivers, AFC Divisional, Jan. 17, 2010 vs. New York Jets

RECEIVING

Most Receptions, Career

- 51 Antonio Gates, 2003-18
- 39 Ronnie Harmon, 1990-95
- 30 Charlie Joiner, 1976-86

Most Receptions, Game

- 13 Kellen Winslow, AFC Divisional, Jan. 2, 1982 at Miami (OT)
- 10 Ronnie Harmon, AFC Wild Card, Dec. 31, 1995 vs. Indianapolis
- 9 (5x) Last: Ladd McConkey, AFC Wild Card, Jan. 11, 2025 at Houston

Most Yards, Career

- 540 Antonio Gates, 2003-18
- 539 Charlie Joiner, 1976-86
- 503 Vincent Jackson, 2005-09

Most Yards, Game

- 197 Ladd McConkey, AFC Wild Card, Jan. 11, 2025 at Houston
- 166 Kellen Winslow, AFC Divisional, Jan. 2, 1982 at Miami (OT)
- 142 Keenan Allen, AFC Divisional, Jan. 12, 2014 at Denver

Most Touchdowns, Career

- 4 Kellen Winslow, 1979-87
- Charlie Joiner, 1976-86
- 3 Keenan Allen, 2013-22
- Vincent Jackson, 2005-11
- 2 (5x) Last: Antonio Gates, 2003-18

Most Touchdowns, Game

- 2 (4x) Last: Keenan Allen, AFC Divisional, Jan. 12, 2014 at Denver
- 1 (32x) Last: Ladd McConkey, AFC Wild Card, Jan. 11, 2025 at Houston

SCRIMMAGE YARDS

Most, Career

- 644 Chuck Muncie, 1980-84
- 540 Antonio Gates, 2003-18
- 539 Charlie Joiner, 1976-86

Most, Game

- 329 Keith Lincoln, AFL Championship, Jan. 5, 1964 vs. Boston
- 197 Ladd McConkey, AFC Wild Card, Jan. 11, 2025 at Houston
- 187 LaDainian Tomlinson, AFC Divisional, Jan. 14, 2007 vs. New England

INTERCEPTIONS

Most Interceptions, Career

- 3 Asante Samuel, 2020-24
- Drayton Florence, 2003-07
- Glen Edwards, 1978-81
- 2 (5x) Last: Quentin Jammer, 2002-09
- 1 (22x) Last: Deane Leonard, 2022-24

Most Interceptions, Game

- 3 Asante Samuel, AFC Wild Card, Jan. 14, 2023 at Jacksonville
- 2 (4x) Last: Glen Edwards, AFC Divisional, Jan. 3, 1981 vs. Buffalo
- 1 (30x) Last: Deane Leonard, AFC Wild Card, Jan. 11, 2025 at Houston

Most Interception Return Yards, Career

- 62 Glen Edwards, 1978-81
- 45 Bud Whitehead, 1961-68
- 40 Darren Carrington, 1991-94

Most Interception Return Yards, Game

- 45 Bud Whitehead, AFL Championship, Dec. 24, 1961 vs. Houston Oilers
- 40 Darren Carrington, AFC Wild Card, Jan. 12, 1993 vs. Kansas City
- 35 Bruce Laird, AFC First Round, Jan. 9, 1983 at Pittsburgh
- Glen Edwards, AFC Divisional, Jan. 2, 1982 at Miami (OT)

Longest Interception Return

- 40 Darren Carrington, AFC Wild Card, Jan. 12, 1993 vs. Kansas City
- 30 Shareece Wright, AFC Wild Card, Jan. 5, 2014 at Cincinnati
- Antonio Cromartie, AFC Divisional, Jan. 13, 2008 at Indianapolis
- 24 Quentin Jammer, AFC Divisional, Jan. 17, 2010 vs. New York Jets

SACKS

Most, Career (since 1982)

- 3.0 Khalil Mack, 2022-24
- Shawn Lee, 1992-95
- 2.5 Leslie O'Neal, 1992-95
- 2.0 Joey Bosa, 2016-24
- Melvin Ingram, 2012-20
- Eric Weddle, 2007-15
- Luis Castillo, 2005-11
- Shawne Merriman, 2005-10
- Raylee Johnson, 1993-2003
- Burt Grossman, 1989-93

Most, Game (since 1982)

- 2.5 Leslie O'Neal, AFC Wild Card, Jan. 2, 1993 vs. Kansas City
- 2.0 (7x) Last: Khalil Mack, AFC Wild Card, Jan. 11, 2025 at Houston
- 1.5 Steve Foley, AFC Wild Card, Jan. 8, 2005 vs. New York Jets

PUNTING

Most Punts, Career

- 52 Mike Scifres, 2003-13
- 13 John Kidd, 1990-94
- 11 Donnie Jones, 2018
- Bryan Wagner, 1994

Most Punts, Game

- 7 Mike Scifres, AFC Divisional, Jan. 14, 2007 vs. New England
- John Kidd, AFC Divisional, Jan. 10, 1993 at Miami
- 6 (7x) Last: Donnie Jones, AFC Divisional, Jan. 13, 2019 at New England
- 5 (8x) Last: JK Scott, AFC Wild Card, Jan. 11, 2025 at Houston

Most Yards, Career

- 2,330 Mike Scifres, 2003-13
- 587 John Kidd, 1990-94
- 474 Bryan Wagner, 1994

Most Yards, Game

- 324 John Kidd, AFC Divisional, Jan. 10, 1993 at Miami
- 316 Mike Scifres, AFC Wild Card, Jan. 3, 2009 vs. Indianapolis (OT)
- 297 Mike Scifres, AFC Wild Card, Jan. 17, 2010 vs. New York Jets

Longest Punt

- 67 Mike Scifres, AFC Wild Card, Jan. 3, 2009 vs. Indianapolis (OT)
- 66 Mike Scifres, AFC Divisional, Jan. 13, 2008 at Indianapolis
- 65 Darren Bennett, AFC Wild Card, Dec. 31, 1995 vs. Indianapolis

Highest, Career (minimum 5 punts)

- 45.2 John Kidd, 1990-94
- 44.8 Mike Scifres, 2003-13
- 43.9 John Hadl, 1962-72

Highest, Game (minimum 2 punts)

- 59.0 Mike Scifres, AFC Divisional, Jan. 13, 2008 at Indianapolis
- 54.5 Darren Bennett, AFC Wild Card, Dec. 31, 1995 vs. Indianapolis
- 52.7 Mike Scifres, AFC Wild Card, Jan. 3, 2009 vs. Indianapolis (OT)

PUNT RETURNS

Most Returns, Career

- 12 Darren Sproles, 2005-09
- 8 Mike Fuller, 1975-80
- 7 Eric Parker, 2002-06

Most Returns, Game

- 5 Eric Parker, AFC Divisional, Jan. 14, 2007 vs. New England
- 4 (2x) Last: Desmond King, AFC Wild Card, Jan. 6, 2019 at Baltimore
- 3 (6x) Last: Darren Sproles, AFC Wild Card, Jan. 3, 2009 vs. Indianapolis (OT)

Most Yards, Career

- 107 Darren Sproles, 2005-09
- 99 Mike Fuller, 1975-80
- 63 Wes Chandler, 1981-87

Most Yards, Game

- 72 Darren Sproles, AFC Wild Card, Jan. 3, 2009 vs. Indianapolis (OT)
- 56 Wes Chandler, AFC Divisional, Jan. 2, 1982 at Miami (OT)
- 46 Desmond King, AFC Wild Card, Jan. 6, 2019 at Baltimore

Longest Return

- 56t Wes Chandler, AFC Divisional, Jan. 2, 1982 at Miami (OT)
- 33 Desmond King, AFC Wild Card, Jan. 6, 2019 at Baltimore

Most Touchdowns, Career

- 1 Wes Chandler, 1981-87

KICKOFF RETURNS

Most Returns, Career

- 21 Darren Sproles, 2005-09
- 19 Andre Coleman, 1994-96
- 17 James Brooks, 1981-83

Most Returns, Game

- 8 Andre Coleman, Super Bowl XXIX, Jan. 29, 1995 vs. San Francisco
- 6 Andre Coleman, AFC Wild Card, Dec. 31, 1995 vs. Indianapolis
- 5 (6x) Last: Desmond King, AFC Divisional, Jan. 13, 2019 at New England

Most Yards, Career

- 537 Darren Sproles, 2005-09
- 483 Andre Coleman, 1994-96
- 283 James Brooks, 1981-83

Most Yards, Game

- 244 Andre Coleman, Super Bowl XXIX, Jan. 29, 1995 vs. San Francisco
- 164 Darren Sproles, AFC Divisional, Jan. 11, 2009 at Pittsburgh
- 147 Leslie "Speedy" Duncan, AFL Championship, Dec. 26, 1964 at Buffalo

Longest Return

- 98t Andre Coleman, Super Bowl XXIX, Jan. 29, 1995 vs. San Francisco
- 72 Desmond King, AFC Wild Card, Jan. 6, 2019 at Baltimore
- 63 Darren Sproles, AFC Divisional, Jan. 11, 2009 at Pittsburgh

Most Touchdowns, Career

- 1 Andre Coleman, 1994-96

SERVICE

Most Games

- 12 Antonio Gates, 2003-18
- David Binn, 1994-2010
- 11 Philip Rivers, 2004-19
- 10 Nick Hardwick, 2004-13
- Mike Scifres, 2004-13

TEAM POSTSEASON RECORDS

*NFL Record

POINTS

Most, Quarter

- 24 AFC Divisional, Jan. 2, 1982 at Miami (1st Q)
- 21 AFL Championship,
Jan. 5, 1964 vs. Boston (1st Q)
- 17 AFC Wild Card, Jan. 14, 2023 at Jax. (1st Q)
- AFC Divisional, Jan. 12, 2014 at Den. (4th Q)

Most, Quarter, Opponent

- 21 AFC Divisional,
Jan. 13, 2019 at New England (2nd Q)
- AFC Divisional, Jan. 10, 1993 at Mia. (2nd Q)
- AFC Championship,
Jan. 11, 1981 vs. Oakland (1st Q)
- 20 AFC Second Round,
Jan. 16, 1983 at Miami (2nd Q)
- 14 (11x) Last: AFC Wild Card, Jan. 6, 2019 at Bal.

Most Quarter, Both Teams

- 33 AFC Second Round,
Jan. 16, 1983 at Miami (2nd Q)
- 28 (4x) Last: AFC Divisional,
Jan. 11, 2009 at Pittsburgh (4th Q)
- 25 AFC Wild Card, Jan. 6, 2019 at Bal. (4th Q)

Most, Game

- 51 AFL Championship, Jan. 5, 1964 vs. Boston
- 41 AFC Divisional, Jan. 2, 1982 at Miami (OT)
- 31 AFC First Round, Jan. 9, 1983 at Pittsburgh

Most, Game, Opponent

- 49 Super Bowl XXIX, Jan. 29, 1995 vs. S.F.
- 41 AFC Divisional, Jan. 13, 2019 at New England
- 38 AFC Divisional, Jan. 2, 1982 at Miami (OT)

Most, Game, Both Teams

- 79 AFC Divisional, Jan. 2, 1982 at Miami (OT)
- 75 Super Bowl XXIX, Jan. 29, 1995 vs. S.F.
- 69 AFC Divisional, Jan. 13, 2019 at New England

Fewest, Game

- 0 AFC Divisional, Jan. 10, 1993 at Miami
- AFL Championship, Dec. 26, 1965 vs. Buffalo
- 3 AFL Championship,
Dec. 24, 1961 vs. Houston Oilers
- 7 AFC Championship,
Jan. 10, 1982 at Cincinnati
- AFL Championship, Dec. 26, 1964 at Buffalo

Fewest, Game, Opponent

- 0 AFC Wild Card, Jan. 2, 1993 vs. Kansas City
- 6 AFC Wild Card, Jan. 6, 2008 vs. Tennessee
- 10 (3x) Last: AFC Wild Card,
Jan. 5, 2014 at Cincinnati

Fewest, Game, Both Teams

- 13 AFL Championship,
Dec. 24, 1961 vs. Houston Oilers
- 17 AFC Wild Card, Jan. 2, 1993 vs. Kansas City
- 23 (2x) Last: AFC Wild Card,
Jan. 6, 2008 vs. Tennessee

TOUCHDOWNS

Most, Game

- 7 AFL Championship, Jan. 5, 1964 vs. Boston
- 5 AFC Divisional, Jan. 2, 1982 at Miami (OT)
- 4 (3x) Last: AFC Divisional,
Jan. 13, 2019 at New England

Most, Game, Opponent

- 7 Super Bowl XXIX, Jan. 29, 1995 vs. S.F.
- 5 (4x) Last: AFC Divisional,
Jan. 13, 2019 at New England
- 4 (5x) Last: AFC Wild Card,
Jan. 14, 2023 at Jacksonville

Most, Game, Both Teams

- 10 Super Bowl XXIX, Jan. 29, 1995 vs. S.F.
- AFC Divisional, Jan. 2, 1982 at Miami (OT)
- 9 AFC Divisional, Jan. 13, 2019 at New England
- 8 (3x) Last: AFC Divisional,
Jan. 11, 2009 at Pittsburgh

POINTS AFTER TOUCHDOWN

Most, Game

- 6 AFL Championship, Jan. 5, 1964 vs. Boston
- 5 AFC Divisional, Jan. 2, 1982 at Miami (OT)
- 4 (2x) Last: AFC Divisional,
Jan. 13, 2008 at Indianapolis

Most, Game, Opponent

- 7 Super Bowl XXIX, Jan. 29, 1995 vs. S.F.
- 5 (4x) Last: AFC Divisional,
Jan. 13, 2019 at New England
- 4 (4x) Last: AFC Divisional,
Jan. 10, 1993 at Miami

Most, Game, Both Teams

- 10 Super Bowl XXIX, Jan. 29, 1995 vs. S.F.
- AFC Divisional, Jan. 2, 1982 at Miami (OT)
- 8 (2x) Last: AFC Divisional,
Jan. 11, 2009 at Pittsburgh
- 7 (5x) Last: AFC Divisional,
Jan. 13, 2019 at New England

Most Two-Point Conversions, Game

- 2 Super Bowl XXIX, Jan. 29, 1995 vs. S.F.

- 1 AFC Divisional, Jan. 13, 2019 at New England

Most Two-Point Conversions, Game, Opponent

- 1 AFC Wild Card, Jan. 14, 2023 at Jacksonville
- AFC Divisional, Jan. 14, 2007 vs. N.E.

FIELD GOALS

Most, Game

- 5 AFC Wild Card, Jan. 6, 2019 at Baltimore
- 4 AFC Championship, Jan. 20, 2008 at N.E.
- 3 AFC Wild Card, Jan. 14, 2023 at Jacksonville
- AFL Championship,
Jan. 1, 1961 at Houston Oilers

Most, Game, Opponent

- 4 AFC Championship, Jan. 20, 2008 at N.E.
- 3 (3x) Last: AFC Wild Card,
Jan. 11, 2025 at Houston
- 2 (7x) Last: AFC Divisional,
Jan. 13, 2019 at New England

Most, Game, Both Teams

- 6 AFC Wild Card, Jan. 6, 2019 at Baltimore
- 5 AFC Wild Card, Jan. 11, 2025 at Houston
- 4 (4x) Last: AFC Wild Card,
Jan. 14, 2023 at Jacksonville

FIRST DOWNS

Most, Game

- 33 AFC Divisional, Jan. 2, 1982 at Miami (OT)
- 29 AFC First Round, Jan. 9, 1983 at Pittsburgh
- 28 AFC Divisional, Jan. 8, 1995 vs. Miami

Most, Game, Opponent

- 30 AFC Divisional, Jan. 13, 2019 at New England
- 29 AFC Second Round, Jan. 16, 1983 at Miami
- 28 Super Bowl XXIX, Jan. 29, 1995 vs. S.F.

Most, Game, Both Teams

- 58 AFC Divisional, Jan. 2, 1982 at Miami (OT)
- 55 AFC First Round, Jan. 9, 1983 at Pittsburgh
- 52 AFC Divisional, Jan. 13, 2019 at New England

Fewest, Game

- 10 AFC Divisional, Jan. 10, 1993 at Miami
- 12 AFL Championship, Dec. 26, 1965 vs. Buffalo
- 13 (2x) Last: AFC Divisional,
Jan. 12, 2014 at Denver

Fewest, Game, Opponent

- 11 AFC Wild Card, Jan. 6, 2019 at Baltimore
- 14 (3x) Last: AFC Divisional,
Jan. 17, 2010 vs. New York Jets
- 15 (2x) Last: AFC Wild Card,
Jan. 6, 2008 vs. Tennessee

Fewest, Game, Both Teams

- 25 AFC Wild Card, Jan. 6, 2019 at Baltimore
- 26 AFL Championship, Dec. 26, 1965 vs. Buffalo
- 28 AFC Divisional, Jan. 10, 1993 at Miami

FIRST DOWNS RUSHING

Most, Game

- 12 AFC Divisional, Jan. 14, 2007 at N.E.
- AFC Divisional, Jan. 8, 1995 vs. Miami
- 11 (5x) Last: AFC Wild Card,
Jan. 3, 2009 vs. Indianapolis (OT)
- 10 AFC Divisional, Jan. 2, 1982 at Miami (OT)

Most, Game, Opponent

- 15 AFC Second Round, Jan. 16, 1983 at Miami
- 13 (2x) Last: AFC Divisional,
Jan. 12, 2014 at Denver
- 12 (2x) Last: AFC Divisional,
Jan. 11, 2009 at Pittsburgh

Most, Game, Both Teams

- 20 AFC Second Round, Jan. 16, 1983 at Miami
- 19 (2x) Last: AFC Wild Card,
Jan. 5, 2014 at Cincinnati
- 17 (3x) Last: AFC Championship,
Jan. 20, 2008 at New England

Fewest, Game

- 1 (2x) Last: AFC Divisional,
Jan. 12, 2014 at Denver
- 2 (2x) Last: AFC Divisional,
Jan. 13, 2019 at New England
- 3 (2x) Last: AFC Wild Card,
Jan. 6, 2019 at Baltimore

Fewest, Game, Opponent

- 2 AFC Divisional, Jan. 8, 1995 vs. Miami
- 3 (3x) Last: AFC Divisional,
Jan. 14, 2007 at New England
- 4 (5x) Last: AFC Wild Card,
Jan. 6, 2019 at Baltimore

Fewest, Game, Both Teams

- 7 AFC Wild Card, Jan. 6, 2019 at Baltimore
- 8 (3x) Last: AFC Divisional,
Jan. 17, 2010 vs. New York Jets
- 9 AFC Wild Card, Jan. 14, 2023 at Jacksonville
- AFL Championship, Dec. 26, 1965 vs. Buffalo

FIRST DOWNS PASSING

Most, Game

- 21 AFC Divisional, Jan. 2, 1982 at Miami (OT)
- 20 AFC Wild Card, Dec. 31, 1995 vs. Indianapolis
- 19 AFC First Round, Jan. 9, 1983 at Pittsburgh

Most, Game, Opponent

- 21 AFC Divisional, Jan. 13, 2008 at Indianapolis
- AFC Divisional, Jan. 2, 1982 at Miami (OT)
- 20 AFC Wild Card, Jan. 5, 2014 at Cincinnati
- 19 AFC First Round, Jan. 9, 1983 at Pittsburgh

Most, Game, Both Teams

- 42 AFC Divisional, Jan. 2, 1982 at Miami (OT)
- 38 AFC First Round, Jan. 9, 1983 at Pittsburgh
- 35 AFC Divisional, Jan. 13, 2008 at Indianapolis

Fewest, Game

- 7 (5x) Last: AFC Divisional, Jan. 10, 1993 at Miami
- 8 (3x) Last: AFC Wild Card, Jan. 6, 2019 at Baltimore
- 9 (5x) Last: AFC Wild Card, Jan. 11, 2025 at Houston

Fewest, Game, Opponent

- 5 AFC Divisional, Dec. 29, 1979 vs. Houston Oilers
- 6 AFC Divisional, Jan. 17, 2010 vs. N.Y. Jets
- 7 AFC Wild Card, Jan. 6, 2019 at Baltimore

Fewest, Game, Both Teams

- 15 (2x) Last: AFC Wild Card, Jan. 6, 2019 at Baltimore
- 16 (3x) Last: AFC Divisional, Jan. 10, 1993 at Miami
- 17 (2x) Last: AFC Wild Card, Jan. 2, 1993 vs. Kansas City

TOTAL NET YARDS GAINED

Most, Game

- 601 AFL Championship, Jan. 5, 1964 vs. Boston
- 564 AFC Divisional, Jan. 2, 1982 at Miami (OT)
- 479 AFC First Round, Jan. 9, 1983 at Pittsburgh

Most, Game, Opponent

- 498 AFC Divisional, Jan. 13, 2019 at New England
- 466 AFC Divisional, Jan. 2, 1982 at Miami (OT)
- 449 Super Bowl XXIX, Jan. 29, 1995 vs. S.F.

Most, Game, Both Teams

- 1,030 AFC Divisional, Jan. 2, 1982 at Miami (OT)
- 901 AFC First Round, Jan. 9, 1983 at Pittsburgh
- 862 AFL Championship, Jan. 5, 1964 vs. Boston

NET YARDS GAINED RUSHING

Most, Game

- 309 AFL Championship, Jan. 5, 1964 vs. Boston
- 202 AFC Wild Card, Jan. 8, 1995 vs. Miami
- 196 AFC Wild Card, Jan. 5, 2014 at Cincinnati

Most, Game, Opponent

- 219 AFL Championship, Dec. 26, 1964 vs. Buffalo
- 214 AFC Second Round, Jan. 16, 1983 at Miami
- 178 AFC Wild Card, Dec. 31, 1995 vs. Indianapolis

Most, Game, Both Teams

- 384 AFL Championship, Jan. 5, 1964 vs. Boston
- 343 AFL Championship, Dec. 26, 1964 vs. Buffalo
- 323 AFC Wild Card, Dec. 31, 1995 vs. Indianapolis

NET YARDS GAINED PASSING

Most, Game

- 415 AFC Divisional, Jan. 2, 1982 at Miami (OT)
- 351 AFC Championship, Jan. 11, 1981 vs. Oakland
- 333 AFC First Round, Jan. 9, 1983 at Pittsburgh

Most, Game, Opponent

- 402 AFC Divisional, Jan. 13, 2008 at Indianapolis
- 388 AFC Divisional, Jan. 2, 1982 at Miami (OT)
- 349 AFC Championship, Jan. 15, 1995 at Pit.

Most, Game, Both Teams

- 803 AFC Divisional, Jan. 2, 1982 at Miami (OT)
- 714 AFC Divisional, Jan. 13, 2008 at Indianapolis
- 659 AFC Divisional, Jan. 13, 2019 at New England

CHARGERS AND OPPONENT FIVE LONGEST POSTSEASON PLAYS

RUNS FROM SCRIMMAGE

CHARGERS

- 58t Ronnie Brown, AFC Wild Card,
Jan. 5, 2014 at Cincinnati
- 26 Darren Sproles, AFC Championship,
Jan. 20, 2008 at New England
- 24t Natrone Means, AFC Divisional,
Jan. 8, 1995 vs. Miami
- 22t Darren Sproles, AFC Wild Card,
Jan. 3, 2009 vs. Indianapolis
- 22 Darren Sproles, AFC Divisional,
Jan. 17, 2010 vs. New York Jets

OPPONENT

- 66t Zack Crockett, AFC Wild Card,
Dec. 31, 1995 vs. Indianapolis
- 53t Shonn Greene, AFC Divisional,
Jan. 17, 2010 vs. New York Jets
- 40 Sony Michel, AFC Divisional,
Jan. 13, 2019 at New England
- 33t Zack Crockett, AFC Wild Card,
Dec. 31, 1995 vs. Indianapolis
- 27 C.J. Stroud, AFC Wild Card,
Jan. 11, 2025 at Houston
- Willie Parker, AFC Divisional,
Jan. 11, 2009 at Pittsburgh

PASS COMPLETIONS

CHARGERS

- 86t Justin Herbert to Ladd McConkey,
AFC Wild Card, Jan. 11, 2025 at Houston
- 62t Philip Rivers to Darren Sproles,
AFC Divisional, Jan. 11, 2009 at Pittsburgh
- 58 Philip Rivers to LaDainian Tomlinson,
AFC Divisional, Jan. 14, 2007 vs. N.E.
- 56t Philip Rivers to Darren Sproles,
AFC Divisional, Jan. 13, 2008 at Ind.
- 49 Philip Rivers to Keenan Allen,
AFC Divisional, Jan. 12, 2014 at Denver

OPPONENT

- 72t Peyton Manning to Reggie Wayne,
AFC Wild Card, Jan. 3, 2009 vs. Ind.
- 55t Peyton Manning to Anthony Gonzalez,
AFC Divisional, Jan. 13, 2008 at Ind.
- 51t Steve Young to Ricky Watters,
Super Bowl XXIX at Joe Robbie Stadium,
Jan. 29, 1995 vs. San Francisco
- 49 Andy Dalton to Marvin Jones,
AFC Wild Card, Jan. 5, 2014 at Cin.
- Tom Brady to Reche Caldwell,
AFC Divisional, Jan. 14, 2007 vs. N.E.

FIELD GOALS

CHARGERS

- 54 John Carney, AFC Wild Card,
Dec. 31, 1995 vs. Indianapolis
- 53 Michael Badgley, AFC Wild Card,
Jan. 6, 2019 at Baltimore
- 50 Cameron Dicker, AFC Wild Card,
Jan. 14, 2023 at Jacksonville
- 47 Michael Badgley, AFC Wild Card,
Jan. 6, 2019 at Baltimore
- 42 Nate Kaeding, AFC Divisional,
Jan. 11, 2009 at Pittsburgh

OPPONENT

- 50 Stephen Gotskowski, AFC Divisional,
Jan. 14, 2007 vs. New England
- 46 Mike Nugent, AFC Wild Card,
Jan. 5, 2014 at Cincinnati
- Jay Feely, AFC Divisional,
Jan. 17, 2010 vs. New York Jets
- Adam Vinatieri, AFC Divisional,
Jan. 13, 2008 at Indianapolis
- 45 Matt Prater, AFC Divisional,
Jan. 12, 2014 at Denver

PUNTS

CHARGERS

- 67 Mike Scifres, AFC Wild Card,
Jan. 3, 2009 vs. Indianapolis
- 66 Mike Scifres, AFC Divisional,
Jan. 13, 2008 at Indianapolis
- 65 Darren Bennett, AFC Wild Card,
Dec. 31, 1995 vs. Indianapolis
- 64 John Hadl, AFL Championship,
Dec. 26, 1964 at Buffalo
- 62 Mike Scifres, AFC Divisional,
Jan. 12, 2014 at Denver

OPPONENT

- 71 Ray Guy, AFC Championship,
Jan. 11, 1981 vs. Oakland
- 67 Tommy Townsend, AFC Wild Card,
Jan. 11, 2025 at Houston
- 68 Tom Yewcic, AFL Championship,
Jan. 5, 1964 vs. Boston Patriots
- 64 Paul Maguire, AFL Championship,
Dec. 26, 1964 at Buffalo
- 63 Hunter Smith, AFC Wild Card,
Jan. 3, 2009 vs. Indianapolis

INTERCEPTION RETURNS

CHARGERS

- 40 Darren Carrington, AFC Wild Card,
Jan. 2, 1993 vs. Kansas City
- 30 Shareece Wright, AFC Wild Card,
Jan. 5, 2014 at Cincinnati
- Antonio Cromartie, AFC Divisional,
Jan. 13, 2008 at Indianapolis
- 24 Quentin Jammer, AFC Divisional,
Jan. 17, 2010 vs. New York Jets
- 17 Drayton Florence, AFC Divisional,
Jan. 14, 2007 vs. New England

OPPONENT

- 54 Derek Stingley Jr., AFC Wild Card,
Jan. 11, 2025 at Houston
- 38t Eric Murray, AFC Wild Card,
Jan. 11, 2025 at Houston
- 36 Antoine Bethea, AFC Wild Card,
Jan. 3, 2009 vs. Indianapolis
- Jason Belser, AFC Wild Card,
Dec. 31, 1995 vs. Indianapolis
- 32 Jason Belser, AFC Wild Card,
Dec. 31, 1995 vs. Indianapolis

KICKOFF RETURNS

CHARGERS

- 98t Andre Coleman, Super Bowl XXIX at Joe Robbie Stadium Jan. 29, 1995 vs. S.F.
72 Desmond King, AFC Wild Card, Jan. 6, 2019 at Baltimore
63 Darren Sproles, AFC Divisional, Jan. 11, 2009 at Pittsburgh
32 Darren Sproles, AFC Wild Card, Jan. 3, 2009 vs. Indianapolis
Michael Turner, AFC Divisional, Jan. 14, 2007 vs. New England
Andre Coleman, AFC Championship Jan. 15, 1995 at Pittsburgh

OPPONENT

- 52 Jamal Agnew, AFC Wild Card, Jan. 14, 2023 at Jacksonville
42 O.J. McDuffie, AFC Divisional, Jan. 8, 1995 vs. Miami
37 Trindon Holliday, AFC Divisional, Jan. 12, 2014 at Denver
T.J. Rushing, AFC Divisional, Jan. 13, 2008 at Indianapolis
36 Jamal Agnew, AFC Wild Card, Jan. 14, 2023 at Jacksonville
Brad Smith, AFC Divisional, Jan. 17, 2010 vs. New York Jets

PUNT RETURNS

CHARGERS

- 33 Desmond King, AFC Wild Card, Jan. 6, 2019 at Baltimore
28 Darren Sproles, AFC Wild Card, Jan. 3, 2009 vs. Indianapolis
14 Eric Parker, AFC Wild Card, Jan. 8, 2005 vs. New York Jets
Andre Coleman, AFC Divisional, Jan. 8, 1995 vs. Miami
13 Darren Sproles, AFC Championship Jan. 20, 2008 at New England
Eric Parker, AFC Divisional, Jan. 14, 2007 vs. New England

OPPONENT

- 67t Santonio Holmes, AFC Divisional, Jan. 11, 2009 at Pittsburgh
47 Eric Decker, AFC Divisional, Jan. 12, 2014 at Denver
46 Ray Buchanan, AFC Wild Card, Dec. 31, 1995 vs. Indianapolis
25 Jerricho Cotchery, AFC Divisional, Jan. 17, 2010 vs. New York Jets
22 T.J. Rushing, AFC Divisional, Jan. 13, 2008 at Indianapolis

FUMBLE RETURNS

CHARGERS

- 13 Richard Marshall, AFC Wild Card, Jan. 5, 2014 at Cincinnati
5 Derwin James Jr., AFC Wild Card, Jan. 11, 2025 at Houston
1 Richard Marshall, AFC Divisional, Jan. 12, 2014 at Denver

OPPONENT

- 12 C.J. Mosley, AFC Wild Card, Jan. 6, 2019 at Baltimore

LEAGUE STATS

2025 NATIONAL FOOTBALL LEAGUE

TEAM OFFENSIVE TOTALS

CATEGORY	BAL	BUF	CIN	CLE	DEN	HOU	IND	JAX	KC	LAC	LV
GAMES (W-L-T)	7-8-0	11-4-0	5-10-0	3-12-0	12-3-0	10-5-0	8-7-0	11-4-0	6-9-0	11-4-0	2-13-0
FIRST DOWNS	272	324	299	246	299	285	317	311	317	302	230
Rushing	118	126	84	93	95	84	110	111	113	109	57
Passing	130	169	180	121	178	167	179	167	179	167	148
Penalty	24	29	35	32	26	34	28	33	25	26	25
YDS GAINED (tot)	4874	5596	4803	3994	5282	4858	5322	5046	5144	5183	3733
Avg per Game	324.9	373.1	320.2	266.3	352.1	323.9	354.8	336.4	342.9	345.5	248.9
RUSHING (net)	2218	2383	1329	1453	1774	1600	1862	1771	1646	1880	1136
Avg per Game	147.9	158.9	88.6	96.9	118.3	106.7	124.1	118.1	109.7	125.3	75.7
Rushes	427	471	321	372	393	409	392	436	388	423	317
Yards per Rush	5.2	5.1	4.1	3.9	4.5	3.9	4.8	4.1	4.2	4.4	3.6
PASSING (net)	2656	3213	3474	2541	3508	3258	3460	3275	3498	3303	2597
Avg per Game	177.1	214.2	231.6	169.4	233.9	217.2	230.7	218.3	233.2	220.2	173.1
Attempts	384	431	565	513	552	522	481	494	531	493	459
Completions	251	299	356	295	348	331	321	297	332	326	307
Completion Pct	65.4%	69.4%	63.0%	57.5%	63.0%	63.4%	66.7%	60.1%	62.5%	66.1%	66.9%
Yards Gained	2933	3460	3679	2855	3608	3507	3652	3492	3735	3581	3018
Sacked	41	35	31	43	18	31	26	37	38	51	57
Yards Lost	277	247	205	314	100	249	192	217	237	278	421
Had Intercepted	10	10	16	16	10	7	11	11	12	12	16
Yards Opp Ret	100	38	469	247	55	55	113	16	158	179	170
Opp TDs on Int	1	0	5	0	0	0	1	0	1	1	1
PUNTS	48	43	58	84	67	64	38	55	47	46	65
Avg Yards	50.5	44.8	51.3	44.2	47.5	47.7	49.1	47.5	46.5	48.8	45.1
PUNT RETURNS	16	26	15	30	31	32	20	21	26	18	22
Avg Return	12.4	5.5	10.1	7.5	14.1	10.9	9.4	16.2	7.4	6.2	6.7
Returned for TD	0	0	0	0	1	0	0	2	0	0	0
KICKOFF RETURNS	65	62	76	63	57	44	60	52	63	60	60
Avg Return	25.9	28.0	25.4	23.6	25.1	26.2	28.1	27.3	26.2	24.7	27.1
Returned for TD	0	1	1	0	0	0	0	0	0	0	0
PENALTIES	84	94	77	98	118	103	92	119	110	96	101
Yards Penalized	623	780	555	755	1087	842	744	1005	896	737	850
FUMBLES BY	22	17	11	13	10	7	18	12	13	14	10
Fumbles Lost	12	8	6	6	6	3	7	5	1	6	3
Opp Fumbles	17	18	12	17	10	16	10	13	12	15	15
Opp Fumbles Lost	8	7	7	6	3	8	6	9	3	4	6
POSS. TIME (avg)	28:40	32:39	29:04	29:37	30:15	32:09	29:08	31:18	30:35	33:08	27:30
TOUCHDOWNS	40	55	41	27	42	33	48	48	37	34	24
Rushing	19	27	8	10	17	8	25	19	15	9	5
Passing	19	25	31	15	24	21	22	26	22	25	19
Returns	2	3	2	2	1	4	1	3	0	0	0
KO Rec in EZ	0	0	0	0	0	0	0	0	0	0	0
EXTRA POINT KICKS	36/38	45/49	37/37	22/23	36/36	26/26	37/40	43/44	30/34	33/33	20/21
2-PT CONVERSIONS	1/2	1/6	2/4	1/4	4/6	1/6	2/7	1/4	2/3	1/1	1/3
FIELD GOALS MADE/ATTEMPTED	27/30	19/21	24/27	20/23	22/26	40/44	30/32	25/29	27/32	36/38	17/22
POINTS SCORED	359	434	359	246	362	346	419	410	337	349	217

2025 NATIONAL FOOTBALL LEAGUE

TEAM DEFENSIVE TOTALS

CATEGORY	BAL	BUF	CIN	CLE	DEN	HOU	IND	JAX	KC	LAC	LV
POINTS ALLOWED	348	344	458	355	295	249	351	312	294	301	386
OPP FIRST DOWNS	292	280	330	246	276	241	329	296	257	256	298
Rushing	97	123	121	89	74	71	104	75	89	92	111
Passing	172	133	188	136	160	140	195	183	141	137	160
Penalty	23	24	21	21	42	30	30	38	27	27	27
OPP YARDS GAINED (tot)	5274	4671	6042	4167	4374	4084	5238	4764	4619	4247	4892
Avg per Game	351.6	311.4	402.8	277.8	291.6	272.3	349.2	317.6	307.9	283.1	326.1
OPP RUSHING (net)	1634	2164	2340	1706	1353	1443	1477	1309	1551	1557	1747
Avg per Game	108.9	144.3	156.0	113.7	90.2	96.2	98.5	87.3	103.4	103.8	116.5
Rushes	393	401	442	426	360	350	387	328	384	351	457
Yards per Rush	4.2	5.4	5.3	4.0	3.8	4.1	3.8	4.0	4.0	4.4	3.8
OPP PASSING (net)	3640	2507	3702	2461	3021	2641	3761	3455	3068	2690	3145
Avg per Game	242.7	167.1	246.8	164.1	201.4	176.1	250.7	230.3	204.5	179.3	209.7
Pass Attempts	553	415	475	409	527	471	558	571	445	454	463
Pass Completions	349	253	316	258	310	276	357	359	303	277	319
Completion Pct	63.1%	61.0%	66.5%	63.1%	58.8%	58.6%	64.0%	62.9%	68.1%	61.0%	68.9%
Yards Gained	3813	2724	3852	2816	3404	2964	3994	3662	3200	2929	3291
Sacked	26	34	25	49	63	41	37	29	31	41	27
Yards Lost	173	217	150	355	383	323	233	207	132	239	146
INTERCEPTED BY	10	13	13	10	9	17	13	19	8	17	8
Yards Returned	236	140	125	195	123	126	107	241	63	120	63
Returned for TD	1	1	1	2	0	1	1	1	0	0	0
OPP PUNT RETURNS	21	15	25	36	26	30	15	25	18	18	27
Avg Return	7.1	7.3	10.6	13.2	9.3	10.0	6.9	6.8	14.3	14.7	13.7
Returned for TD	0	0	0	2	0	1	0	0	0	1	2
OPP KICKOFF RETURNS	65	74	66	46	59	64	79	52	63	67	45
Avg Return	25.2	26.0	26.4	28.3	28.0	26.5	25.1	26.5	25.2	28.2	26.8
Returned for TD	0	0	0	1	0	1	0	0	0	0	0
OPP TOUCHDOWNS	36	41	56	40	28	30	37	37	31	32	45
Rushing	14	24	18	14	11	11	13	11	13	16	19
Passing	21	17	31	22	17	17	23	24	17	14	23
Returns	1	0	7	4	0	2	1	2	1	2	3
KO Rec in EZ	0	0	0	0	0	0	0	0	0	0	0

2025 NATIONAL FOOTBALL LEAGUE

TEAM OFFENSIVE TOTALS

CATEGORY	MIA	NE	NYJ	PIT	TEN	ARI	ATL	CAR	CHI	DAL	DET
GAMES (W-L-T)	6-9-0	12-3-0	3-12-0	9-6-0	3-12-0	3-12-0	6-9-0	8-7-0	11-4-0	6-8-1	8-7-0
FIRST DOWNS	265	310	249	262	233	303	301	280	316	347	304
Rushing	92	107	105	96	75	84	106	102	131	101	94
Passing	161	182	125	137	139	194	165	154	164	208	195
Penalty	12	21	19	29	19	25	30	24	21	38	15
YDS GAINED (tot)	4634	5552	4052	4515	3883	4988	5108	4601	5572	5897	5680
Avg per Game	308.9	370.1	270.1	301.0	258.9	332.5	340.5	306.7	371.5	393.1	378.7
RUSHING (net)	1836	1793	1863	1525	1404	1462	1870	1859	2281	1782	1851
Avg per Game	122.4	119.5	124.2	101.7	93.6	97.5	124.7	123.9	152.1	118.8	123.4
Rushes	377	424	405	359	331	338	419	421	465	391	385
Yards per Rush	4.9	4.2	4.6	4.3	4.2	4.3	4.5	4.4	4.9	4.6	4.8
PASSING (net)	2798	3759	2189	2990	2479	3526	3238	2742	3291	4115	3829
Avg per Game	186.5	250.6	145.9	199.3	165.3	235.1	215.9	182.8	219.4	274.3	255.3
Attempts	432	455	438	464	497	580	493	456	499	563	511
Completions	292	322	267	313	299	383	301	291	289	386	349
Completion Pct	67.6%	70.8%	61.0%	67.5%	60.2%	66.0%	61.1%	63.8%	57.9%	68.6%	68.3%
Yards Gained	3013	3959	2569	3170	2866	3871	3397	2984	3449	4285	4039
Sacked	32	47	58	27	51	49	22	33	23	25	31
Yards Lost	215	200	380	180	387	345	159	242	158	170	210
Had Intercepted	17	8	12	9	7	10	7	10	6	11	5
Yards Opp Ret	172	56	109	96	128	122	156	71	39	73	50
Opp TDs on Int	1	1	1	0	1	0	2	0	0	0	0
PUNTS	52	46	64	54	70	52	55	50	53	38	51
Avg Yards	48.5	47.1	47.0	46.3	46.6	47.9	43.9	47.2	47.5	48.2	46.3
PUNT RETURNS	20	21	34	24	22	16	21	22	20	13	27
Avg Return	13.9	17.3	13.4	8.4	17.4	11.6	6.8	7.9	10.8	6.3	8.4
Returned for TD	1	2	2	0	2	0	0	0	0	0	1
KICKOFF RETURNS	62	52	65	58	63	70	60	49	60	70	60
Avg Return	26.1	25.4	30.1	23.9	25.7	25.3	22.8	24.2	26.4	25.2	26.7
Returned for TD	0	1	1	0	0	0	0	0	0	0	0
PENALTIES	84	92	101	92	120	103	96	87	109	113	93
Yards Penalized	682	782	829	724	909	746	735	696	906	953	658
FUMBLES BY	16	20	16	14	15	12	19	15	15	19	7
Fumbles Lost	5	8	10	6	10	9	10	8	4	8	3
Opp Fumbles	18	11	14	19	12	18	22	11	17	11	22
Opp Fumbles Lost	10	8	4	12	7	9	6	5	10	5	6
POSS. TIME (avg)	28:56	31:17	28:42	27:53	29:07	30:27	29:43	30:27	31:33	29:52	29:53
TOUCHDOWNS	35	47	28	42	25	36	33	32	42	46	55
Rushing	14	17	10	14	8	9	16	8	17	15	21
Passing	20	25	14	25	13	25	17	22	24	29	33
Returns	1	5	4	3	4	2	0	2	1	2	1
KO Rec in EZ	0	0	0	0	0	0	0	0	0	0	0
EXTRA POINT KICKS	31/32	42/44	21/21	40/40	24/25	32/32	27/29	24/27	37/37	42/43	52/54
2-PT CONVERSIONS	1/3	3/3	5/7	1/2	0/0	1/4	2/4	1/5	1/4	3/3	1/1
FIELD GOALS MADE/ATTEMPTED	24/26	26/29	27/28	23/27	25/31	23/31	26/32	23/27	32/38	32/36	22/28
POINTS SCORED	317	410	282	365	251	321	307	287	387	424	452

2025 NATIONAL FOOTBALL LEAGUE

TEAM DEFENSIVE TOTALS

CATEGORY	MIA	NE	NYJ	PIT	TEN	ARI	ATL	CAR	CHI	DAL	DET
POINTS ALLOWED	369	300	426	350	403	414	360	337	354	454	374
OPP FIRST DOWNS	300	275	314	329	298	326	293	285	289	331	303
Rushing	102	92	111	115	98	115	110	105	105	124	89
Passing	164	158	173	188	167	182	159	160	156	184	181
Penalty	34	25	30	26	33	29	24	20	28	23	33
OPP YARDS GAINED (tot)	5092	4532	5135	5447	5125	5257	4850	4937	5221	5701	5211
Avg per Game	339.5	302.1	342.3	363.1	341.7	350.5	323.3	329.1	348.1	380.1	347.4
OPP RUSHING (net)	1955	1502	2005	1707	1781	1895	1923	1793	1965	1834	1724
Avg per Game	130.3	100.1	133.7	113.8	118.7	126.3	128.2	119.5	131.0	122.3	114.9
Rushes	419	358	460	399	406	423	420	401	396	404	400
Yards per Rush	4.7	4.2	4.4	4.3	4.4	4.5	4.6	4.5	5.0	4.5	4.3
OPP PASSING (net)	3137	3030	3130	3740	3344	3362	2927	3144	3256	3867	3487
Avg per Game	209.1	202.0	208.7	249.3	222.9	224.1	195.1	209.6	217.1	257.8	232.5
Pass Attempts	449	468	461	572	455	496	456	458	458	500	506
Pass Completions	321	314	292	368	308	323	286	302	304	344	313
Completion Pct	71.5%	67.1%	63.3%	64.3%	67.7%	65.1%	62.7%	65.9%	66.4%	68.8%	61.9%
Yards Gained	3360	3220	3304	4013	3617	3540	3245	3307	3433	4093	3764
Sacked	36	30	25	43	38	26	50	25	31	29	41
Yards Lost	223	190	174	273	273	178	318	163	177	226	277
INTERCEPTED BY	7	8	0	12	6	10	12	13	21	6	12
Yards Returned	57	156	0	155	76	51	48	200	293	120	132
Returned for TD	0	1	0	1	1	0	0	2	1	1	0
OPP PUNT RETURNS	23	21	20	25	34	23	24	23	21	23	21
Avg Return	10.1	12.5	6.6	7.0	9.9	10.7	7.5	13.0	12.5	9.5	7.5
Returned for TD	1	1	0	0	0	0	0	1	0	0	0
OPP KICKOFF RETURNS	56	62	52	70	41	50	49	55	63	72	72
Avg Return	26.9	25.1	26.4	25.1	24.9	28.9	30.5	22.6	27.0	25.6	26.0
Returned for TD	1	0	0	0	0	0	1	0	1	0	0
OPP TOUCHDOWNS	43	36	46	38	46	46	38	38	42	54	43
Rushing	14	10	18	10	19	16	11	18	12	21	14
Passing	26	24	27	26	25	25	24	18	28	33	29
Returns	3	2	1	1	2	5	3	2	2	0	0
KO Rec in EZ	0	0	0	1	0	0	0	0	0	0	0

2025 NATIONAL FOOTBALL LEAGUE

TEAM OFFENSIVE TOTALS

CATEGORY	GB	LAR	MIN	NO	NYG	PHI	SEA	SF	TB	WAS	NFL/Avg
GAMES (W-L-T)	9-5-1	11-4-0	7-8-0	5-10-0	2-13-0	10-5-0	12-3-0	11-4-0	7-8-0	4-11-0	---
FIRST DOWNS	304	355	259	287	300	277	297	338	290	281	292.5
Rushing	110	112	88	91	122	105	106	105	103	109	101.4
Passing	167	210	141	162	137	147	160	212	148	140	163.5
Penalty	27	33	30	34	41	25	31	21	39	32	27.6
YDS GAINED (tot)	5170	5951	4151	4568	4946	4794	5324	5305	4729	4817	4939.8
Avg per Game	344.7	396.7	276.7	304.5	329.7	319.6	354.9	353.7	315.3	321.1	329.3
RUSHING (net)	1830	1894	1546	1392	1879	1826	1753	1564	1754	2009	1750.8
Avg per Game	122.0	126.3	103.1	92.8	125.3	121.7	116.9	104.3	116.9	133.9	116.7
Rushes	440	414	351	386	448	433	432	435	414	427	401.4
Yards per Rush	4.2	4.6	4.4	3.6	4.2	4.2	4.1	3.6	4.2	4.7	4.4
PASSING (net)	3340	4057	2605	3176	3067	2968	3571	3741	2975	2808	3189.0
Avg per Game	222.7	270.5	173.7	211.7	204.5	197.9	238.1	249.4	198.3	187.2	212.6
Attempts	453	520	437	529	463	430	428	514	492	424	484.5
Completions	303	341	268	352	279	284	287	355	302	258	312.0
Completion Pct	66.9%	65.6%	61.3%	66.5%	60.3%	66.1%	67.1%	69.1%	61.4%	60.9%	64.4%
Yards Gained	3515	4179	2918	3435	3266	3147	3718	3888	3206	3000	3418.6
Sacked	23	19	51	43	42	31	22	23	33	35	35.3
Yards Lost	175	122	313	259	199	179	147	147	231	192	229.6
Had Intercepted	6	5	21	11	10	6	14	14	8	11	10.6
Yards Opp Ret	114	106	311	119	114	111	231	117	108	206	131.5
Opp TDs on Int	0	1	3	1	0	0	0	0	1	1	0.7
PUNTS	41	46	54	50	55	62	49	38	59	50	53.3
Avg Yards	51.3	45.8	48.7	44.2	44.6	49.8	49.5	43.6	43.4	47.2	47.0
PUNT RETURNS	26	24	30	19	22	19	26	23	24	24	22.9
Avg Return	5.6	9.5	9.9	8.9	8.1	11.1	15.6	12.2	11.0	13.1	10.5
Returned for TD	0	0	0	0	0	0	2	0	0	2	0.5
KICKOFF RETURNS	50	51	65	58	66	55	43	45	55	65	58.9
Avg Return	25.3	24.8	26.0	25.2	26.7	23.8	27.9	27.9	24.6	27.3	25.9
Returned for TD	0	0	0	0	0	0	1	0	0	0	0.2
PENALTIES	96	67	106	106	113	105	91	75	84	103	97.8
Yards Penalized	733	518	846	796	954	914	728	565	647	823	781.8
FUMBLES BY	17	11	21	15	12	16	22	13	14	21	14.9
Fumbles Lost	5	7	8	10	6	8	12	6	4	10	6.9
Opp Fumbles	11	14	17	18	13	15	10	19	17	13	14.9
Opp Fumbles Lost	6	9	9	9	5	7	6	10	8	2	6.9
POSS. TIME (avg)	30:11	30:16	28:02	28:26	30:19	30:35	29:12	31:04	31:30	28:31	30:00
TOUCHDOWNS	41	58	32	25	38	43	47	43	38	36	39.1
Rushing	16	17	12	7	18	16	16	12	13	16	14.2
Passing	25	40	18	16	19	24	24	30	23	18	22.9
Returns	0	1	2	2	1	3	6	1	2	2	2.0
KO Rec in EZ	0	0	0	0	0	0	1	0	0	0	0.0
EXTRA POINT KICKS	36/39	55/58	28/28	22/22	30/35	38/39	44/44	34/38	29/30	28/29	95.9%
2-PT CONVERSIONS	2/2	0/0	2/4	1/3	2/3	1/3	3/3	2/5	2/8	3/7	45.0%
FIELD GOALS MADE/ATTEMPTED	26/32	18/24	27/29	27/37	17/20	17/24	37/42	32/35	28/32	19/25	85.5%
POINTS SCORED	364	457	305	255	313	349	443	392	347	309	349.2

2025 NATIONAL FOOTBALL LEAGUE

TEAM DEFENSIVE TOTALS

CATEGORY	GB	LAR	MIN	NO	NYG	PHI	SEA	SF	TB	WAS	NFL/Avg
POINTS ALLOWED	303	299	320	338	412	289	279	320	377	404	349.2
OPP FIRST DOWNS	277	290	274	281	329	283	272	295	286	329	292.5
Rushing	90	97	130	115	117	116	76	98	78	115	101.4
Passing	158	170	119	139	179	137	165	172	187	190	163.5
Penalty	29	23	25	27	33	30	31	25	21	24	27.6
OPP YARDS GAINED (tot)	4524	4906	4452	4552	5595	4736	4548	4983	5150	5746	4939.8
Avg per Game	301.6	327.1	296.8	303.5	373.0	315.7	303.2	332.2	343.3	383.1	329.3
OPP RUSHING (net)	1557	1586	1914	1893	2264	1852	1411	1543	1520	2120	1750.8
Avg per Game	103.8	105.7	127.6	126.2	150.9	123.5	94.1	102.9	101.3	141.3	116.7
Rushes	392	388	464	464	415	420	380	363	352	441	401.4
Yards per Rush	4.0	4.1	4.1	4.1	5.5	4.4	3.7	4.3	4.3	4.8	4.4
OPP PASSING (net)	2967	3320	2538	2659	3331	2884	3137	3440	3630	3626	3189.0
Avg per Game	197.8	221.3	169.2	177.3	222.1	192.3	209.1	229.3	242.0	241.7	212.6
Pass Attempts	498	537	407	419	496	487	549	516	511	463	484.5
Pass Completions	323	341	255	273	322	272	342	353	341	310	312.0
Completion Pct	64.9%	63.5%	62.7%	65.2%	64.9%	55.9%	62.3%	68.4%	66.7%	67.0%	64.4%
Yards Gained	3170	3591	2790	2905	3573	3083	3438	3582	3894	3823	3418.6
Sacked	33	41	40	37	35	37	42	18	35	33	35.3
Yards Lost	203	271	252	246	242	199	301	142	264	197	229.6
INTERCEPTED BY	7	15	6	9	6	11	16	6	12	7	10.6
Yards Returned	0	240	153	99	164	127	226	168	120	85	131.5
Returned for TD	0	1	1	1	0	1	1	1	2	0	0.7
OPP PUNT RETURNS	19	19	22	21	25	30	19	20	22	23	22.9
Avg Return	11.4	16.3	9.1	11.2	14.7	10.0	15.5	12.6	9.2	4.1	10.5
Returned for TD	0	1	0	1	2	0	1	1	0	0	0.5
OPP KICKOFF RETURNS	59	36	58	42	56	63	74	67	59	48	58.9
Avg Return	25.9	19.3	26.3	27.6	23.8	23.8	24.2	25.4	27.9	23.5	25.9
Returned for TD	0	0	0	0	0	0	0	0	0	0	0.2
OPP TOUCHDOWNS	33	33	31	36	46	29	30	38	45	47	39.1
Rushing	10	7	13	12	19	16	8	10	16	16	14.2
Passing	23	23	14	22	24	13	20	27	26	30	22.9
Returns	0	3	4	2	3	0	2	1	3	1	2.0
KO Rec in EZ	0	0	0	0	0	0	0	0	0	0	0.0

2025 NATIONAL FOOTBALL LEAGUE

AFC TEAM RANKINGS

TEAM	OFFENSE			DEFENSE		
	TOTAL	RUSH	PASS	TOTAL	RUSH	PASS
BAL	8	2	12	14	8	13
BUF	1	*1	9	7	15	2
CIN	10	15	4	16	16	14
CLE	14	13	14	2	9	*1
DEN	4	8	2	4	2	5
HOU	9	11	8	*1	3	3
IND	3	5	5	13	4	16
JAX	7	9	7	8	*1	12
KC	6	10	3	6	6	7
LAC	5	3	6	3	7	4
LV	16	16	13	9	11	10
MIA	11	6	11	10	13	9
NE	2	7	1	5	5	6
NYJ	13	4	16	12	14	8
PIT	12	12	10	15	10	15
TEN	15	14	15	11	12	11

NFC TEAM RANKINGS

TEAM	OFFENSE			DEFENSE		
	Total	Rush	Pass	Total	Rush	Pass
ARI	9	15	6	13	11	11
ATL	8	5	9	6	13	4
CAR	14	6	15	8	7	7
CHI	4	1	8	12	14	8
DAL	2	10	*1	15	8	16
DET	3	7	3	11	6	13
GB	7	8	7	2	4	5
LAR	*1	3	2	7	5	9
MIN	16	14	16	1	12	1
NO	15	16	10	4	10	2
NYG	10	4	11	14	16	10
PHI	12	9	13	5	9	3
SEA	5	12	5	3	1	6
SF	6	13	4	9	3	12
TB	13	11	12	10	2	15
WAS	11	2	14	16	15	14

t = Tied for position
* = League Leader

2025 NATIONAL FOOTBALL LEAGUE

NFL TEAM RANKINGS

TEAM	OFFENSE			DEFENSE		
	TOTAL	RUSH	PASS	TOTAL	RUSH	PASS
ARI	16	27	7	26	23	22
ATL	14	8	17	14	25	8
BAL	18	3	27	27	13	28
BUF	4	*1	18	11	30	2
CAR	25	11	26	17	19	16
CHI	5	2	14	24	27	18
CIN	21	31	10	32	32	29
CLE	30	28	30	2	14	*1
DAL	2	17	*1	30	20	32
DEN	10	18	8	4	2	10
DET	3	12	3	23	16	25
GB	12	14	12	6	10t	9
HOU	19	23	16	*1	4	4
IND	8	10	11	25	5	31
JAX	15	19	15	13	*1	24
KC	13	22	9	10	9	12
LAC	11	6	13	3	10t	6
LAR	*1	5	2	16	12	19
LV	32	32	29	15	17	17
MIA	24	13	25	19	26	14t
MIN	28	25	28	5	24	3
NE	6	16	4	7	6	11
NO	26	30	19	9	22	5
NYG	17	7	20	29	31	20
NYJ	29	9	32	21	28	13
PHI	22	15	23	12	21	7
PIT	27	26	21	28	15	30
SEA	7	21	6	8	3	14t
SF	9	24	5	18	8	23
TB	23	20	22	22	7	27
TEN	31	29	31	20	18	21
WAS	20	4	24	31	29	26

t = Tied for position
* = League Leader

2025 NATIONAL FOOTBALL LEAGUE

AFC TEAM OFFENSE RANK

TEAM	(A)	(B)	(C)	(D)	(E)	(F)	(G)	(H)	(I)	(J)	(K)	(L)	(M)	(N)	(O)	(P)	(Q)
BAL	8	4	2	1	12	4	11	14	10	9	9	7	9	2	1	7t	7
BUF	1	2	1	2	9	2	9	9	1	2	7	16	3	15	11	1	6
CIN	10	10	15	12	4	12	13	3	7t	5	4	9	12	1	4	7t	9
CLE	14	16	13	15	14	14	14	10	14	15	15	12	16	16	16	15	10
DEN	4	6	8	6	2	6	4	1	7t	7	12	4	13	8	9	6	13
HOU	9	12	11	14	8	11	1	5	9	10	8	8	6	6	10	10	5
IND	3	3	5	4	5	3	8	2	2t	4	3	10	2	3	2	2	3
JAX	7	11	9	13	7	5	6	8	4	11	6	3	4	7	6	3t	11
KC	6	7	10	9	3	7	7	6	2t	8	1	13	7	12	12	11	14
LAC	5	8	3	7	6	9	10	13	6	1	10	15	14	4	8	9	2
LV	16	14	16	16	13	13	15	15	16	12	16	14	5	14	15	16	16
MIA	11	5	6	3	11	10	16	7	11	14	11	5	8	5	5	12	4
NE	2	1	7	11	1	1	3	12	5	3	2	2	11	9	14	3t	8
NYJ	13	13	4	5	16	16	12	16	13	13	13	6	1	10	3	13	1
PIT	12	9	12	8	10	8	5	4	12	6	5	11	15	13	7	5	12
TEN	15	15	14	10	15	15	2	11	15	16	14	1	10	11	13	14	15

AFC TEAM DEFENSE RANK

TEAM	(A)	(B)	(C)	(D)	(E)	(F)	(G)	(H)	(I)	(J)	(K)	(L)	(M)	(N)	(O)	(P)	(Q)	(R)	(S)
BAL	14	11	8	8	13	9	9	16	8	4	11	5	5	5	3	8	7	10	10
BUF	7	13	15	16	2	5	4	6	7	13	9	6	7	13	16	7	13t	4	3
CIN	16	16	16	15	14	16	5	14	16	15	12	11	8	9	5	16	13t	12	15
CLE	2	2	9	5	1	3	6	1	2	6	4	13	16	12	12	11	4	13	9
DEN	4	1	2	1	5	1	13	2	6	1	6	7	14	15	10	3	15	6	4
HOU	1	3	3	7	3	2	2	4	1	2	5	9	11	8	9	1	1	3	5
IND	13	8	4	2	16	10	7	10	14t	12	8	3	2	4	8	10	3	5	8
JAX	8	5	1	4	12	6	3	15	9	10	3	2	10	10	7	6	5	2	7
KC	6	9	6	6	7	13	10	9	4	14	1	15	6	7	14	2	16	8	6
LAC	3	4	7	13	4	4	1	3	3	3	7	16	15	6	15	5	6	7	2
LV	9	6	11	3	10	11	11	12	10t	16	10	14	12	2	6	13	10	16	14
MIA	10	14	13	14	9	14	14	7	12	7	13	10	13	16	13	12	9	11	11
NE	5	7	5	9	6	8	12	11	5	9	2	12	3	1	1	4	2	1	1
NYJ	12	12	14	11	8	12	16	13	13	5	14	1	9	11	4	15	11	14	13
PIT	15	10	10	10	15	7	8	8	14t	11	15	4	4	14	11	9	8	9	12
TEN	11	15	12	12	11	15	15	5	10t	8	16	8	1	3	2	14	12	15	16

- (A)

Total Yards per Game
- (B)

Total Yards per Play
- (C)

Rushing Yards per Game
- (D)

Rushing Yards per Attempt
- (E)

Passing Net Yards per Game
- (F)

Passing Net Yards per Play
- (G)

Passing, Percent Had Intercepted
- (H)

Sacks per Pass Play
- (I)

First Downs per Game
- (J)

Third Down Efficiency
- (K)

Fourth Down Efficiency
- (L)

Punt Return Average
- (M)

Kickoff Return Average
- (N)

Gross Punting Average
- (O)

Net Punting Average
- (P)

Points per Game
- (Q)

Field Goal Percentage
- (R)

Points per Game Differential (combined offense/defense)
- (S)

Net Yards per Game Differential (combined offense/defense)

2025 NATIONAL FOOTBALL LEAGUE

NFC TEAM OFFENSE RANK

TEAM	(A)	(B)	(C)	(D)	(E)	(F)	(G)	(H)	(I)	(J)	(K)	(L)	(M)	(N)	(O)	(P)	(Q)
ARI	9	12	15	9	6	14	8	14	7	3	15	4	9	6	8	10	14
ATL	8	7	5	6	9	9	6	3	8	15	11	14	16	14	11	13	9t
CAR	14	13	6	7	15	13	12	11	14	8	3	13	14	8t	9	15	6
CHI	4	5	1	1	8	8	3	5	4	4	12	7	6	7	10	6	8
DAL	2	4	10	5	1	5	9	2	2	5	9	15	10	5	6	4	3
DET	3	2	7	2	3	3	2	8	5t	10	10	11	5	10	3	2	11
GB	7	6	8	13	7	4	4	6	5t	1	6t	16	8	1	5	7	9t
LAR	1	1	3	4	2	2	1	1	1	11	1	9	12	11	14	1	13
MIN	16	15	14	8	16	16	16	16	16	16	6t	8	7	4	1	14	1
NO	15	16	16	15	10	15	10	12	12	7	16	10	11	13	13	16	15
NYG	10	11	4	12	11	11	11	15	9	9	13	12	4	12	15	11	7
PHI	12	10	9	11	13	7	5	10	15	13	5	5	15	2	4	8	16
SEA	5	3	12	14	5	1	15	7	10	12	2	1	2	3	7	3	4
SF	6	8	13	16	4	6	14	4	3	2	4	3	1	15	16	5	2
TB	13	14	11	10	12	12	7	9	11	6	14	6	13	16	12	9	5
WAS	11	9	2	3	14	10	13	13	13	14	8	2	3	8t	2	12	12

NFC TEAM DEFENSE RANK

TEAM	(A)	(B)	(C)	(D)	(E)	(F)	(G)	(H)	(I)	(J)	(K)	(L)	(M)	(N)	(O)	(P)	(Q)	(R)	(S)
ARI	13	10	11	11	11	10	10	15	13	10	3	8	15	16	8	15	13	14	11
ATL	6	7	13	13	4	6	5	1	10	11	10	2	16	8	15	10	7	12	7
CAR	8	11	7	10	7	12	3	14	6	15	14t	13	2	15	16	7	12	11	13
CHI	12	13	14	15	8	14	1	11	8	7	4	11	12	5	6	9	2	7	5
DAL	15	15	8	12	16	15	15	13	16	16	12	6	8	6	14	16	15t	9t	8
DET	11	8	6	7	13	9	6	4	12	5	14t	3	10	14	11	11	15t	3	4
GB	2	3	4	2	5	3	13	12	3	6	7	10	9	12	13	4	10t	5	3
LAR	7	6	5	4	9	5	4	6	9	4	8	16	1	10	12	3	9	2	1
MIN	1	2	12	5	1	4	12	2	2	3	13	4	11	9	7	5t	3	8	12
NO	4	4	10	3	2	7	9	3	4	2	5	9	13	2	10	8	14	13	10
NYG	14	14	16	16	10	8	14	9	14t	12	16	14	4	4	9	14	10t	16	15
PHI	5	5	9	9	3	2	8	7	5	9	1	7	5	1	5	2	8	6	9
SEA	3	1	1	1	6	1	2	5	1	1	9	15	6	3	2	1	4	1	2
SF	9	9	3	6	12	11	16	16	11	8	6	12	7	11	4	5t	1	4	6
TB	10	12	2	8	15	13	7	10	7	13	2	5	14	7	3	12	6	9t	14
WAS	16	16	15	14	14	16	11	8	14t	14	11	1	3	13	1	13	5	15	16

- (A)

Total Yards per Game
- (B)

Total Yards per Play
- (C)

Rushing Yards per Game
- (D)

Rushing Yards per Attempt
- (E)

Passing Net Yards per Game
- (F)

Passing Net Yards per Play
- (G)

Passing, Percent Had Intercepted
- (H)

Sacks per Pass Play
- (I)

First Downs per Game
- (J)

Third Down Efficiency
- (K)

Fourth Down Efficiency
- (L)

Punt Return Average
- (M)

Kickoff Return Average
- (N)

Gross Punting Average
- (O)

Net Punting Average
- (P)

Points per Game
- (Q)

Field Goal Percentage
- (R)

Points per Game Differential (combined offense/defense)
- (S)

Net Yards per Game Differential (combined offense/defense)

2025 NATIONAL FOOTBALL LEAGUE

NFL TEAM OFFENSE RANK

TEAM	(A)	(B)	(C)	(D)	(E)	(F)	(G)	(H)	(I)	(J)	(K)	(L)	(M)	(N)	(O)	(P)	(Q)
BAL	18	8	3	1	27	13	24	29	25	16	17	9	16	3	1	14t	9
BUF	4	6	1	2	18	8	21	20	4	4	15	32	3	26	19	4	8
CIN	21	20	31	25	10	23	27	10	16t	10	7	16	19	1	6	14t	11t
CLE	30	32	28	29	30	30	28	23	30	29t	28t	25	31	29	32	31	15
DEN	10	12	18	11	8	15	12	1	16t	12t	24	5	24	14	17	13	20
HOU	19	25	23	28	16	22	5	12	21	20	16	14	12	12	18	19	7
IND	8	7	10	6	11	9	20	9	5t	8	6	19	2	6	2	6	3
JAX	15	21	19	26	15	14	18	19	8	21	14	3	6	13	10	7t	16
KC	13	16	22	18	9	16	19	15	5t	15	1	26	13	21	20	20	21
LAC	11	18	6	13	13	20	22	28	13	3	18	30	26	7	16	16t	2
LV	32	30	32	32	29	29	30	31	32	26	31	28	8	25	27	32	27
MIA	24	11	13	4	25	21	31	18	26	28	21	6	14	9	7	22	5
NE	6	5	16	21	4	3	11	27	9	7	2	2	18	18	24	7t	10
NYJ	29	29	9	8	32	32	26	32	29	27	25	7	1	19	5	28	1
PIT	27	19	26	17	21	18	13	11	27	11	9t	21	29	22	15	11	17t
TEN	31	31	29	19	31	31	7	26	31	32	26	1	17	20	23	30	25
ARI	16	23	27	16	7	26	10	24	12	5	30	11	21	11	14	21	30
ATL	14	13	8	12	17	12	8	4	14	29t	22	27	32	30	25	25	23t
CAR	25	24	11	14	26	25	17	17	23	17	5	24	28	16t	21	27	17t
CHI	5	9	2	3	14	11	3	6	7	6	23	15	11	15	22	10	22
DAL	2	4	17	10	1	6	14	3	2	9	19	29	22	10	12	5	11t
DET	3	2	12	5	3	4	2	13	10t	19	20	22	10	23	8	2	26
GB	12	10	14	24	12	5	4	7	10t	1	11t	31	20	2	11	12	23t
LAR	1	1	5	9	2	2	1	2	1	22	3	18	25	24	29	1	29
MIN	28	27	25	15	28	28	32	30	28	31	11t	17	15	8	3	26	4
NO	26	28	30	30	19	27	15	21	20	14	32	20	23	28	28	29	31
NYG	17	22	7	23	20	19	16	25	15	18	27	23	9	27	30	23	19
PHI	22	17	15	22	23	10	6	16	24	24	9t	12	30	4	9	16t	32
SEA	7	3	21	27	6	1	29	8	18	23	4	4	5	5	13	3	13
SF	9	14	24	31	5	7	25	5	3	2	8	10	4	31	31	9	6
TB	23	26	20	20	22	24	9	14	19	12t	28t	13	27	32	26	18	14
WAS	20	15	4	7	24	17	23	22	22	25	13	8	7	16t	4	24	28

- (A)

Total Yards per Game
- (B)

Total Yards per Play
- (C)

Rushing Yards per Game
- (D)

Rushing Yards per Attempt
- (E)

Passing Net Yards per Game
- (F)

Passing Net Yards per Play
- (G)

Passing, Percent Had Intercepted
- (H)

Sacks per Pass Play
- (I)

First Downs per Game
- (J)

Third Down Efficiency
- (K)

Fourth Down Efficiency
- (L)

Punt Return Average
- (M)

Kickoff Return Average
- (N)

Gross Punting Average
- (O)

Net Punting Average
- (P)

Points per Game
- (Q)

Field Goal Percentage

2025 NATIONAL FOOTBALL LEAGUE

NFL TEAM DEFENSE RANK

TEAM	(A)	(B)	(C)	(D)	(E)	(F)	(G)	(H)	(I)	(J)	(K)	(L)	(M)	(N)	(O)	(P)	(Q)	(R)	(S)
BAL	27	18	13	13	28	17	19	31	17	7	20	6	11	6	5	16	18	17	23
BUF	11	20	30	31	2	7	5	9	10	27	18	7	16	21	29	15	27t	6	4
CIN	32	32	32	30	29	32	9	28	31	29	24t	18	19	17	9	32	27t	27t	31
CLE	2	3	14	7	1	4	11	1	2	10	5t	26	30	20	21	20	11	29	19
DEN	4	1	2	2	10	1	23	2	8	1	10t	12	28	30	16	5	31	10	5
HOU	1	4	4	11	4	2	3	7	1	3	8	16	22	14	14	1	1	5	7
IND	25	15	5	3	31	18	14	21	27t	26	14	4	8	5	13	18	10	9	16
JAX	13	11	1	6	24	11	4	30	20	24	4	3	21	18	12	10	16	4	13
KC	10	16	9	8	12	24	20	18	4	28	1	28	12	13	26	4	32	14	9
LAC	3	9	10t	22	6	5	2	5	3	6	12	30	29	10	28	8	17	13	3
LV	15	12	17	4	17	20	21	24	21t	32	19	27	23	2	10	25	21t	32	30
MIA	19	25	26	27	14t	25	24	11	23	14	28	17	24	32	24	22	20	22	25
NE	7	14	6	14	11	15	22	23	7	17	3	23	9	1	1	7	7	3	2
NYJ	21	19	28	19	13	21	32	27	25	9	29t	2	20	19	6	30	24	30	29
PIT	28	17	15	16	30	14	17	15	27t	25	31	5	10	29	20	17	19	16	28
TEN	20	26	18	20	21	29	28	8	21t	16	32	14	7	3	2	26	25t	31	32
ARI	26	23	23	24	22	22	18	29	26	19	7	19	31	31	18	29	23	25	20
ATL	14	13	25	26	8	12	10	3	18	20	21	8	32	16	31	21	9	23	14
CAR	17	24	19	23	16	26	7	26	13	30	26t	25	2	28	32	13	21t	21	22
CHI	24	28	27	29	18	28	1	20	15	13	9	22	25	11	15	19	3	15	11
DAL	30	30	20	25	32	30	30	25	32	31	23	13	14	12	30	31	29t	19t	15
DET	23	21	16	17	25	19	12	10	24	11	26t	9	17	27	23	23	29t	7	10
GB	6	6	10t	5	9	8	27	22	9	12	15	21	15	25	27	9	14t	11	8
LAR	16	10	12	10	19	10	8	13	16	8	16	32	1	23	25	6	13	2	1
MIN	5	5	24	12	3	9	26	4	6	5	24t	10	18	22	17	11t	4	18	21
NO	9	7	22	9	5	13	16	6	11	4	10t	20	26	7	22	14	25t	24	18
NYG	29	29	31	32	20	16	29	17	27t	21	29t	29	4	9	19	28	14t	27t	26
PHI	12	8	21	21	7	6	15	14	12	18	2	15	5	4	11	3	12	12	17
SEA	8	2	3	1	14t	3	6	12	5	2	17	31	6	8	4	2	5	1	6
SF	18	22	8	15	23	23	31	32	19	15	13	24	13	24	8	11t	2	8	12
TB	22	27	7	18	27	27	13	19	14	22	5t	11	27	15	7	24	8	19t	24
WAS	31	31	29	28	26	31	25	16	27t	23	22	1	3	26	3	27	6	26	27

- (A)

Total Yards per Game
- (B)

Total Yards per Play
- (C)

Rushing Yards per Game
- (D)

Rushing Yards per Attempt
- (E)

Passing Net Yards per Game
- (F)

Passing Net Yards per Play
- (G)

Passing, Percent Had Intercepted
- (H)

Sacks per Pass Play
- (I)

First Downs per Game
- (J)

Third Down Efficiency
- (K)

Fourth Down Efficiency
- (L)

Punt Return Average
- (M)

Kickoff Return Average
- (N)

Gross Punting Average
- (O)

Net Punting Average
- (P)

Points per Game
- (Q)

Field Goal Percentage
- (R)

Points per Game Differential (combined offense/defense)
- (S)

Net Yards per Game Differential (combined offense/defense)

2025 NATIONAL FOOTBALL LEAGUE

AFC TOTAL OFFENSE

RANK	TEAM	TOTAL	RUSH	PASS	TOTAL/G	RUSH/G	PASS/G
1	Buffalo	5596	2383	3213	373.1	158.9	214.2
2	New England	5552	1793	3759	370.1	119.5	250.6
3	Indianapolis	5322	1862	3460	354.8	124.1	230.7
4	Denver	5282	1774	3508	352.1	118.3	233.9
5	Los Angeles Chargers	5183	1880	3303	345.5	125.3	220.2
6	Kansas City	5144	1646	3498	342.9	109.7	233.2
7	Jacksonville	5046	1771	3275	336.4	118.1	218.3
8	Baltimore	4874	2218	2656	324.9	147.9	177.1
9	Houston	4858	1600	3258	323.9	106.7	217.2
10	Cincinnati	4803	1329	3474	320.2	88.6	231.6
11	Miami	4634	1836	2798	308.9	122.4	186.5
12	Pittsburgh	4515	1525	2990	301.0	101.7	199.3
13	New York Jets	4052	1863	2189	270.1	124.2	145.9
14	Cleveland	3994	1453	2541	266.3	96.9	169.4
15	Tennessee	3883	1404	2479	258.9	93.6	165.3
16	Las Vegas	3733	1136	2597	248.9	75.7	173.1
	TOTALS	76471	27473	48998	318.6	114.5	204.2

AFC TOTAL DEFENSE

RANK	TEAM	TOTAL	RUSH	PASS	TOTAL/G	RUSH/G	PASS/G
1	Houston	4084	1443	2641	272.3	96.2	176.1
2	Cleveland	4167	1706	2461	277.8	113.7	164.1
3	Los Angeles Chargers	4247	1557	2690	283.1	103.8	179.3
4	Denver	4374	1353	3021	291.6	90.2	201.4
5	New England	4532	1502	3030	302.1	100.1	202.0
6	Kansas City	4619	1551	3068	307.9	103.4	204.5
7	Buffalo	4671	2164	2507	311.4	144.3	167.1
8	Jacksonville	4764	1309	3455	317.6	87.3	230.3
9	Las Vegas	4892	1747	3145	326.1	116.5	209.7
10	Miami	5092	1955	3137	339.5	130.3	209.1
11	Tennessee	5125	1781	3344	341.7	118.7	222.9
12	New York Jets	5135	2005	3130	342.3	133.7	208.7
13	Indianapolis	5238	1477	3761	349.2	98.5	250.7
14	Baltimore	5274	1634	3640	351.6	108.9	242.7
15	Pittsburgh	5447	1707	3740	363.1	113.8	249.3
16	Cincinnati	6042	2340	3702	402.8	156.0	246.8
	TOTALS	77703	27231	50472	323.8	113.5	210.3

2025 NATIONAL FOOTBALL LEAGUE

NFC TOTAL OFFENSE

RANK	TEAM	TOTAL	RUSH	PASS	TOTAL/G	RUSH/G	PASS/G
1	Los Angeles Rams	5951	1894	4057	396.7	126.3	270.5
2	Dallas	5897	1782	4115	393.1	118.8	274.3
3	Detroit	5680	1851	3829	378.7	123.4	255.3
4	Chicago	5572	2281	3291	371.5	152.1	219.4
5	Seattle	5324	1753	3571	354.9	116.9	238.1
6	San Francisco	5305	1564	3741	353.7	104.3	249.4
7	Green Bay	5170	1830	3340	344.7	122.0	222.7
8	Atlanta	5108	1870	3238	340.5	124.7	215.9
9	Arizona	4988	1462	3526	332.5	97.5	235.1
10	New York Giants	4946	1879	3067	329.7	125.3	204.5
11	Washington	4817	2009	2808	321.1	133.9	187.2
12	Philadelphia	4794	1826	2968	319.6	121.7	197.9
13	Tampa Bay	4729	1754	2975	315.3	116.9	198.3
14	Carolina	4601	1859	2742	306.7	123.9	182.8
15	New Orleans	4568	1392	3176	304.5	92.8	211.7
16	Minnesota	4151	1546	2605	276.7	103.1	173.7
	TOTALS	81601	28552	53049	340.0	119.0	221.0

NFC TOTAL DEFENSE

RANK	TEAM	TOTAL	RUSH	PASS	TOTAL/G	RUSH/G	PASS/G
1	Minnesota	4452	1914	2538	296.8	127.6	169.2
2	Green Bay	4524	1557	2967	301.6	103.8	197.8
3	Seattle	4548	1411	3137	303.2	94.1	209.1
4	New Orleans	4552	1893	2659	303.5	126.2	177.3
5	Philadelphia	4736	1852	2884	315.7	123.5	192.3
6	Atlanta	4850	1923	2927	323.3	128.2	195.1
7	Los Angeles Rams	4906	1586	3320	327.1	105.7	221.3
8	Carolina	4937	1793	3144	329.1	119.5	209.6
9	San Francisco	4983	1543	3440	332.2	102.9	229.3
10	Tampa Bay	5150	1520	3630	343.3	101.3	242.0
11	Detroit	5211	1724	3487	347.4	114.9	232.5
12	Chicago	5221	1965	3256	348.1	131.0	217.1
13	Arizona	5257	1895	3362	350.5	126.3	224.1
14	New York Giants	5595	2264	3331	373.0	150.9	222.1
15	Dallas	5701	1834	3867	380.1	122.3	257.8
16	Washington	5746	2120	3626	383.1	141.3	241.7
	TOTALS	80369	28794	51575	334.9	120.0	214.9

2025 NATIONAL FOOTBALL LEAGUE

NFL TOTAL OFFENSE

RANK	TEAM	TOTAL	RUSH	PASS	TOTAL/G	RUSH/G	PASS/G
1	Los Angeles Rams	5951	1894	4057	396.7	126.3	270.5
2	Dallas	5897	1782	4115	393.1	118.8	274.3
3	Detroit	5680	1851	3829	378.7	123.4	255.3
4	Buffalo	5596	2383	3213	373.1	158.9	214.2
5	Chicago	5572	2281	3291	371.5	152.1	219.4
6	New England	5552	1793	3759	370.1	119.5	250.6
7	Seattle	5324	1753	3571	354.9	116.9	238.1
8	Indianapolis	5322	1862	3460	354.8	124.1	230.7
9	San Francisco	5305	1564	3741	353.7	104.3	249.4
10	Denver	5282	1774	3508	352.1	118.3	233.9
11	Los Angeles Chargers	5183	1880	3303	345.5	125.3	220.2
12	Green Bay	5170	1830	3340	344.7	122.0	222.7
13	Kansas City	5144	1646	3498	342.9	109.7	233.2
14	Atlanta	5108	1870	3238	340.5	124.7	215.9
15	Jacksonville	5046	1771	3275	336.4	118.1	218.3
16	Arizona	4988	1462	3526	332.5	97.5	235.1
17	New York Giants	4946	1879	3067	329.7	125.3	204.5
18	Baltimore	4874	2218	2656	324.9	147.9	177.1
19	Houston	4858	1600	3258	323.9	106.7	217.2
20	Washington	4817	2009	2808	321.1	133.9	187.2
21	Cincinnati	4803	1329	3474	320.2	88.6	231.6
22	Philadelphia	4794	1826	2968	319.6	121.7	197.9
23	Tampa Bay	4729	1754	2975	315.3	116.9	198.3
24	Miami	4634	1836	2798	308.9	122.4	186.5
25	Carolina	4601	1859	2742	306.7	123.9	182.8
26	New Orleans	4568	1392	3176	304.5	92.8	211.7
27	Pittsburgh	4515	1525	2990	301.0	101.7	199.3
28	Minnesota	4151	1546	2605	276.7	103.1	173.7
29	New York Jets	4052	1863	2189	270.1	124.2	145.9
30	Cleveland	3994	1453	2541	266.3	96.9	169.4
31	Tennessee	3883	1404	2479	258.9	93.6	165.3
32	Las Vegas	3733	1136	2597	248.9	75.7	173.1
	TOTALS	158072	56025	102047	329.3	116.7	212.6

2025 NATIONAL FOOTBALL LEAGUE

NFL TOTAL DEFENSE

RANK	TEAM	TOTAL	RUSH	PASS	TOTAL/G	RUSH/G	PASS/G
1	Houston	4084	1443	2641	272.3	96.2	176.1
2	Cleveland	4167	1706	2461	277.8	113.7	164.1
3	Los Angeles Chargers	4247	1557	2690	283.1	103.8	179.3
4	Denver	4374	1353	3021	291.6	90.2	201.4
5	Minnesota	4452	1914	2538	296.8	127.6	169.2
6	Green Bay	4524	1557	2967	301.6	103.8	197.8
7	New England	4532	1502	3030	302.1	100.1	202.0
8	Seattle	4548	1411	3137	303.2	94.1	209.1
9	New Orleans	4552	1893	2659	303.5	126.2	177.3
10	Kansas City	4619	1551	3068	307.9	103.4	204.5
11	Buffalo	4671	2164	2507	311.4	144.3	167.1
12	Philadelphia	4736	1852	2884	315.7	123.5	192.3
13	Jacksonville	4764	1309	3455	317.6	87.3	230.3
14	Atlanta	4850	1923	2927	323.3	128.2	195.1
15	Las Vegas	4892	1747	3145	326.1	116.5	209.7
16	Los Angeles Rams	4906	1586	3320	327.1	105.7	221.3
17	Carolina	4937	1793	3144	329.1	119.5	209.6
18	San Francisco	4983	1543	3440	332.2	102.9	229.3
19	Miami	5092	1955	3137	339.5	130.3	209.1
20	Tennessee	5125	1781	3344	341.7	118.7	222.9
21	New York Jets	5135	2005	3130	342.3	133.7	208.7
22	Tampa Bay	5150	1520	3630	343.3	101.3	242.0
23	Detroit	5211	1724	3487	347.4	114.9	232.5
24	Chicago	5221	1965	3256	348.1	131.0	217.1
25	Indianapolis	5238	1477	3761	349.2	98.5	250.7
26	Arizona	5257	1895	3362	350.5	126.3	224.1
27	Baltimore	5274	1634	3640	351.6	108.9	242.7
28	Pittsburgh	5447	1707	3740	363.1	113.8	249.3
29	New York Giants	5595	2264	3331	373.0	150.9	222.1
30	Dallas	5701	1834	3867	380.1	122.3	257.8
31	Washington	5746	2120	3626	383.1	141.3	241.7
32	Cincinnati	6042	2340	3702	402.8	156.0	246.8
	TOTALS	158072	56025	102047	329.3	116.7	212.6

2025 NATIONAL FOOTBALL LEAGUE

AFC TEAM TAKEAWAYS/GIVEAWAYS

RANK	TEAM	TAKEAWAYS			GIVEAWAYS			NET DIFF
		INT	FUM	TOTAL	INT	FUM	TOTAL	
1	Houston	17	8	25	7	3	10	+15
2	Jacksonville	19	9	28	11	5	16	+12
3	Pittsburgh	12	12	24	9	6	15	+9
4	Los Angeles Chargers	17	4	21	12	6	18	+3
5	Buffalo	13	7	20	10	8	18	+2
6	Indianapolis	13	6	19	11	7	18	+1
7	New England	8	8	16	8	8	16	0
8t	Cincinnati	13	7	20	16	6	22	-2
8t	Kansas City	8	3	11	12	1	13	-2
10t	Baltimore	10	8	18	10	12	22	-4
10t	Denver	9	3	12	10	6	16	-4
10t	Tennessee	6	7	13	7	10	17	-4
13t	Las Vegas	8	6	14	16	3	19	-5
13t	Miami	7	10	17	17	5	22	-5
15	Cleveland	10	6	16	16	6	22	-6
16	New York Jets	0	4	4	12	10	22	-18
	TOTALS	170	108	278	184	102	286	-8

NFC TEAM TAKEAWAYS/GIVEAWAYS

RANK	TEAM	TAKEAWAYS			GIVEAWAYS			NET DIFF
		INT	FUM	TOTAL	INT	FUM	TOTAL	
1	Chicago	21	10	31	6	4	10	+21
2	Los Angeles Rams	15	9	24	5	7	12	+12
3	Detroit	12	6	18	5	3	8	+10
4	Tampa Bay	12	8	20	8	4	12	+8
5	Philadelphia	11	7	18	6	8	14	+4
6	Green Bay	7	6	13	6	5	11	+2
7	Atlanta	12	6	18	7	10	17	+1
8t	Arizona	10	9	19	10	9	19	0
8t	Carolina	13	5	18	10	8	18	0
10	New Orleans	9	9	18	11	10	21	-3
11t	San Francisco	6	10	16	14	6	20	-4
11t	Seattle	16	6	22	14	12	26	-4
13	New York Giants	6	5	11	10	6	16	-5
14	Dallas	6	5	11	11	8	19	-8
15	Washington	7	2	9	11	10	21	-12
16	Minnesota	6	9	15	21	8	29	-14
	TOTALS	169	112	281	155	118	273	+8

2025 NATIONAL FOOTBALL LEAGUE

NFL TEAM TAKEAWAYS/GIVEAWAYS

RANK	TEAM	TAKEAWAYS			GIVEAWAYS			NET DIFF
		INT	FUM	TOTAL	INT	FUM	TOTAL	
1	Chicago	21	10	31	6	4	10	+21
2	Houston	17	8	25	7	3	10	+15
3t	Jacksonville	19	9	28	11	5	16	+12
3t	Los Angeles Rams	15	9	24	5	7	12	+12
5	Detroit	12	6	18	5	3	8	+10
6	Pittsburgh	12	12	24	9	6	15	+9
7	Tampa Bay	12	8	20	8	4	12	+8
8	Philadelphia	11	7	18	6	8	14	+4
9	Los Angeles Chargers	17	4	21	12	6	18	+3
10t	Buffalo	13	7	20	10	8	18	+2
10t	Green Bay	7	6	13	6	5	11	+2
12t	Atlanta	12	6	18	7	10	17	+1
12t	Indianapolis	13	6	19	11	7	18	+1
14t	Arizona	10	9	19	10	9	19	0
14t	Carolina	13	5	18	10	8	18	0
14t	New England	8	8	16	8	8	16	0
17t	Cincinnati	13	7	20	16	6	22	-2
17t	Kansas City	8	3	11	12	1	13	-2
19	New Orleans	9	9	18	11	10	21	-3
20t	Baltimore	10	8	18	10	12	22	-4
20t	Denver	9	3	12	10	6	16	-4
20t	San Francisco	6	10	16	14	6	20	-4
20t	Seattle	16	6	22	14	12	26	-4
20t	Tennessee	6	7	13	7	10	17	-4
25t	Las Vegas	8	6	14	16	3	19	-5
25t	Miami	7	10	17	17	5	22	-5
25t	New York Giants	6	5	11	10	6	16	-5
28	Cleveland	10	6	16	16	6	22	-6
29	Dallas	6	5	11	11	8	19	-8
30	Washington	7	2	9	11	10	21	-12
31	Minnesota	6	9	15	21	8	29	-14
32	New York Jets	0	4	4	12	10	22	-18
	TOTALS	339	220	559	339	220	559	0

2025 NATIONAL FOOTBALL LEAGUE

AFC OFFENSE INSIDE THE 20

RANK	TEAM	DRIVES	PTS	TD	TD%	FG	SCORES	SCORE%
1	Indianapolis	59	322	39	66.1%	18	57	96.6%
2	Buffalo	56	283	36	64.3%	12	48	85.7%
3t	Cincinnati	45	233	28	62.2%	12	40	88.9%
3t	Pittsburgh	45	224	28	62.2%	9	37	82.2%
5	Denver	50	266	31	62.0%	16	47	94.0%
6	Jacksonville	60	297	37	61.7%	13	50	83.3%
7	Miami	42	210	25	59.5%	12	37	88.1%
8	Kansas City	56	278	33	58.9%	16	49	87.5%
9	Tennessee	30	151	17	56.7%	11	28	93.3%
10	Cleveland	36	172	20	55.6%	12	32	88.9%
11	Las Vegas	32	149	17	53.1%	11	28	87.5%
12	New England	53	239	27	50.9%	17	44	83.0%
13	Los Angeles Chargers	50	235	25	50.0%	20	45	90.0%
14	New York Jets	35	153	16	45.7%	13	29	82.9%
15	Baltimore	53	237	24	45.3%	23	47	88.7%
16	Houston	51	228	23	45.1%	23	46	90.2%
	TOTALS	753	3677	426	56.6%	238	664	88.2%

AFC DEFENSE INSIDE THE 20

RANK	TEAM	DRIVES	PTS	TD	TD%	FG	SCORES	SCORE%
1	Denver	44	193	19	43.2%	21	40	90.9%
2	Los Angeles Chargers	46	207	23	50.0%	15	38	82.6%
3	Baltimore	57	244	29	50.9%	15	44	77.2%
4	Pittsburgh	54	247	28	51.9%	18	46	85.2%
5	Indianapolis	59	278	32	54.2%	17	49	83.1%
6	Kansas City	45	226	25	55.6%	17	42	93.3%
7	Miami	54	264	31	57.4%	16	47	87.0%
8	Jacksonville	43	211	25	58.1%	13	38	88.4%
9t	Buffalo	44	222	26	59.1%	14	40	90.9%
9t	Cleveland	44	219	26	59.1%	13	39	88.6%
11t	Las Vegas	57	265	34	59.6%	10	44	77.2%
11t	New York Jets	57	306	34	59.6%	23	57	100.0%
13	Houston	35	171	21	60.0%	9	30	85.7%
14	Tennessee	53	278	33	62.3%	17	50	94.3%
15	Cincinnati	59	303	38	64.4%	12	50	84.7%
16	New England	35	193	26	74.3%	5	31	88.6%
	TOTALS	786	3827	450	57.3%	235	685	87.2%

2025 NATIONAL FOOTBALL LEAGUE

NFC OFFENSE INSIDE THE 20

RANK	TEAM	DRIVES	PTS	TD	TD%	FG	SCORES	SCORE%
1	Philadelphia	39	212	28	71.8%	6	34	87.2%
2	Washington	39	198	26	66.7%	6	32	82.1%
3	Los Angeles Rams	69	348	45	65.2%	12	57	82.6%
4	Atlanta	45	236	29	64.4%	12	41	91.1%
5	Detroit	59	306	38	64.4%	13	51	86.4%
6	San Francisco	60	316	38	63.3%	18	56	93.3%
7	Green Bay	56	284	33	58.9%	18	51	91.1%
8	Chicago	51	255	30	58.8%	15	45	88.2%
9	Minnesota	46	236	27	58.7%	16	43	93.5%
10	Seattle	50	255	29	58.0%	17	46	92.0%
11	Dallas	59	280	33	55.9%	16	49	83.1%
12	Arizona	56	257	31	55.4%	14	45	80.4%
13	Tampa Bay	44	206	24	54.5%	13	37	84.1%
14	Carolina	41	185	21	51.2%	14	35	85.4%
15	New York Giants	49	200	23	46.9%	14	37	75.5%
16	New Orleans	40	162	16	40.0%	17	33	82.5%
	TOTALS	803	3936	471	58.7%	221	692	86.2%

NFC DEFENSE INSIDE THE 20

RANK	TEAM	DRIVES	PTS	TD	TD%	FG	SCORES	SCORE%
1	Minnesota	47	201	20	42.6%	20	40	85.1%
2	Los Angeles Rams	47	197	22	46.8%	15	37	78.7%
3	Philadelphia	42	191	21	50.0%	14	35	83.3%
4	Seattle	49	217	25	51.0%	13	38	77.6%
5	Chicago	48	223	26	54.2%	14	40	83.3%
6	New Orleans	42	198	23	54.8%	13	36	85.7%
7	Atlanta	45	220	25	55.6%	15	40	88.9%
8	Carolina	49	241	28	57.1%	15	43	87.8%
9	Detroit	50	245	29	58.0%	15	44	88.0%
10	San Francisco	46	225	27	58.7%	13	40	87.0%
11	Arizona	59	297	36	61.0%	17	53	89.8%
12	Green Bay	42	209	26	61.9%	9	35	83.3%
13	New York Giants	51	273	33	64.7%	14	47	92.2%
14	Washington	57	308	38	66.7%	14	52	91.2%
15	Dallas	58	334	41	70.7%	16	57	98.3%
16	Tampa Bay	38	207	27	71.1%	7	34	89.5%
	TOTALS	770	3786	447	58.1%	224	671	87.1%

2025 NATIONAL FOOTBALL LEAGUE

NFL OFFENSE INSIDE THE 20

RANK	TEAM	DRIVES	PTS	TD	TD%	FG	SCORES	SCORE%
1	Philadelphia	39	212	28	71.8%	6	34	87.2%
2	Washington	39	198	26	66.7%	6	32	82.1%
3	Indianapolis	59	322	39	66.1%	18	57	96.6%
4	Los Angeles Rams	69	348	45	65.2%	12	57	82.6%
5	Atlanta	45	236	29	64.4%	12	41	91.1%
6	Detroit	59	306	38	64.4%	13	51	86.4%
7	Buffalo	56	283	36	64.3%	12	48	85.7%
8	San Francisco	60	316	38	63.3%	18	56	93.3%
9t	Cincinnati	45	233	28	62.2%	12	40	88.9%
9t	Pittsburgh	45	224	28	62.2%	9	37	82.2%
11	Denver	50	266	31	62.0%	16	47	94.0%
12	Jacksonville	60	297	37	61.7%	13	50	83.3%
13	Miami	42	210	25	59.5%	12	37	88.1%
14t	Green Bay	56	284	33	58.9%	18	51	91.1%
14t	Kansas City	56	278	33	58.9%	16	49	87.5%
16	Chicago	51	255	30	58.8%	15	45	88.2%
17	Minnesota	46	236	27	58.7%	16	43	93.5%
18	Seattle	50	255	29	58.0%	17	46	92.0%
19	Tennessee	30	151	17	56.7%	11	28	93.3%
20	Dallas	59	280	33	55.9%	16	49	83.1%
21	Cleveland	36	172	20	55.6%	12	32	88.9%
22	Arizona	56	257	31	55.4%	14	45	80.4%
23	Tampa Bay	44	206	24	54.5%	13	37	84.1%
24	Las Vegas	32	149	17	53.1%	11	28	87.5%
25	Carolina	41	185	21	51.2%	14	35	85.4%
26	New England	53	239	27	50.9%	17	44	83.0%
27	Los Angeles Chargers	50	235	25	50.0%	20	45	90.0%
28	New York Giants	49	200	23	46.9%	14	37	75.5%
29	New York Jets	35	153	16	45.7%	13	29	82.9%
30	Baltimore	53	237	24	45.3%	23	47	88.7%
31	Houston	51	228	23	45.1%	23	46	90.2%
32	New Orleans	40	162	16	40.0%	17	33	82.5%
	TOTALS	1556	7613	897	57.6%	459	1356	87.1%

2025 NATIONAL FOOTBALL LEAGUE

NFL DEFENSE INSIDE THE 20

RANK	TEAM	DRIVES	PTS	TD	TD%	FG	SCORES	SCORE%
1	Minnesota	47	201	20	42.6%	20	40	85.1%
2	Denver	44	193	19	43.2%	21	40	90.9%
3	Los Angeles Rams	47	197	22	46.8%	15	37	78.7%
4t	Los Angeles Chargers	46	207	23	50.0%	15	38	82.6%
4t	Philadelphia	42	191	21	50.0%	14	35	83.3%
6	Baltimore	57	244	29	50.9%	15	44	77.2%
7	Seattle	49	217	25	51.0%	13	38	77.6%
8	Pittsburgh	54	247	28	51.9%	18	46	85.2%
9	Chicago	48	223	26	54.2%	14	40	83.3%
10	Indianapolis	59	278	32	54.2%	17	49	83.1%
11	New Orleans	42	198	23	54.8%	13	36	85.7%
12t	Atlanta	45	220	25	55.6%	15	40	88.9%
12t	Kansas City	45	226	25	55.6%	17	42	93.3%
14	Carolina	49	241	28	57.1%	15	43	87.8%
15	Miami	54	264	31	57.4%	16	47	87.0%
16	Detroit	50	245	29	58.0%	15	44	88.0%
17	Jacksonville	43	211	25	58.1%	13	38	88.4%
18	San Francisco	46	225	27	58.7%	13	40	87.0%
19t	Buffalo	44	222	26	59.1%	14	40	90.9%
19t	Cleveland	44	219	26	59.1%	13	39	88.6%
21t	Las Vegas	57	265	34	59.6%	10	44	77.2%
21t	New York Jets	57	306	34	59.6%	23	57	100.0%
23	Houston	35	171	21	60.0%	9	30	85.7%
24	Arizona	59	297	36	61.0%	17	53	89.8%
25	Green Bay	42	209	26	61.9%	9	35	83.3%
26	Tennessee	53	278	33	62.3%	17	50	94.3%
27	Cincinnati	59	303	38	64.4%	12	50	84.7%
28	New York Giants	51	273	33	64.7%	14	47	92.2%
29	Washington	57	308	38	66.7%	14	52	91.2%
30	Dallas	58	334	41	70.7%	16	57	98.3%
31	Tampa Bay	38	207	27	71.1%	7	34	89.5%
32	New England	35	193	26	74.3%	5	31	88.6%
	TOTALS	1556	7613	897	57.6%	459	1356	87.1%

2025 NATIONAL FOOTBALL LEAGUE

AFC TEAM OFFENSE FIRST DOWNS, THIRD DOWNS & FOURTH DOWNS

RANK	TEAM	FIRST DOWNS				THIRD DOWNS			FOURTH DOWNS		
		TOTAL	RUSH	PASS	PEN	MADE	ATT	PCT	MADE	ATT	PCT
1	Buffalo	324	126	169	29	82	182	45.1%	14	24	58.3%
2t	Indianapolis	317	110	179	28	71	169	42.0%	17	25	68.0%
2t	Kansas City	317	113	179	25	75	191	39.3%	22	29	75.9%
4	Jacksonville	311	111	167	33	74	194	38.1%	16	27	59.3%
5	New England	310	107	182	21	76	179	42.5%	16	22	72.7%
6	Los Angeles Chargers	302	109	167	26	102	216	47.2%	9	16	56.3%
7t	Cincinnati	299	84	180	35	81	195	41.5%	12	18	66.7%
7t	Denver	299	95	178	26	80	200	40.0%	9	19	47.4%
9	Houston	285	84	167	34	79	207	38.2%	11	19	57.9%
10	Baltimore	272	118	130	24	69	177	39.0%	13	23	56.5%
11	Miami	265	92	161	12	58	167	34.7%	11	22	50.0%
12	Pittsburgh	262	96	137	29	72	179	40.2%	11	18	61.1%
13	New York Jets	249	105	125	19	70	200	35.0%	15	32	46.9%
14	Cleveland	246	93	121	32	70	210	33.3%	11	27	40.7%
15	Tennessee	233	75	139	19	65	203	32.0%	13	29	44.8%
16	Las Vegas	230	57	148	25	65	184	35.3%	9	25	36.0%
	TOTALS	4521	1575	2529	417	1189	3053	38.9%	209	375	55.7%

AFC TEAM DEFENSE FIRST DOWNS, THIRD DOWNS & FOURTH DOWNS

RANK	TEAM	FIRST DOWNS				THIRD DOWNS			FOURTH DOWNS		
		TOTAL	RUSH	PASS	PEN	MADE	ATT	PCT	MADE	ATT	PCT
1	Houston	241	71	140	30	66	191	34.6%	9	20	45.0%
2	Cleveland	246	89	136	21	74	200	37.0%	6	14	42.9%
3	Los Angeles Chargers	256	92	137	27	62	173	35.8%	13	25	52.0%
4	Kansas City	257	89	141	27	83	191	43.5%	5	20	25.0%
5	New England	275	92	158	25	67	171	39.2%	8	23	34.8%
6	Denver	276	74	160	42	69	206	33.5%	10	20	50.0%
7	Buffalo	280	123	133	24	76	177	42.9%	9	16	56.3%
8	Baltimore	292	97	172	23	75	208	36.1%	22	37	59.5%
9	Jacksonville	296	75	183	38	80	193	41.5%	10	27	37.0%
10t	Las Vegas	298	111	160	27	97	199	48.7%	11	19	57.9%
10t	Tennessee	298	98	167	33	72	184	39.1%	12	16	75.0%
12	Miami	300	102	164	34	72	185	38.9%	18	25	72.0%
13	New York Jets	314	111	173	30	69	190	36.3%	11	15	73.3%
14t	Indianapolis	329	104	195	30	82	192	42.7%	14	26	53.8%
14t	Pittsburgh	329	115	188	26	90	213	42.3%	26	35	74.3%
16	Cincinnati	330	121	188	21	81	178	45.5%	14	22	63.6%
	TOTALS	4617	1564	2595	458	1215	3051	39.8%	198	360	55.0%

2025 NATIONAL FOOTBALL LEAGUE

NFC TEAM OFFENSE FIRST DOWNS, THIRD DOWNS & FOURTH DOWNS

RANK	TEAM	FIRST DOWNS				THIRD DOWNS			FOURTH DOWNS		
		TOTAL	RUSH	PASS	PEN	MADE	ATT	PCT	MADE	ATT	PCT
1	Los Angeles Rams	355	112	210	33	62	163	38.0%	18	25	72.0%
2	Dallas	347	101	208	38	76	181	42.0%	15	27	55.6%
3	San Francisco	338	105	212	21	97	194	50.0%	12	19	63.2%
4	Chicago	316	131	164	21	87	204	42.6%	12	25	48.0%
5t	Detroit	304	94	195	15	72	187	38.5%	16	29	55.2%
5t	Green Bay	304	110	167	27	94	187	50.3%	14	23	60.9%
7	Arizona	303	84	194	25	86	200	43.0%	8	22	36.4%
8	Atlanta	301	106	165	30	60	180	33.3%	13	27	48.1%
9	New York Giants	300	122	137	41	76	197	38.6%	17	38	44.7%
10	Seattle	297	106	160	31	67	177	37.9%	7	10	70.0%
11	Tampa Bay	290	103	148	39	80	200	40.0%	11	27	40.7%
12	New Orleans	287	91	162	34	78	196	39.8%	11	31	35.5%
13	Washington	281	109	140	32	64	172	37.2%	15	25	60.0%
14	Carolina	280	102	154	24	72	186	38.7%	23	33	69.7%
15	Philadelphia	277	105	147	25	69	183	37.7%	11	18	61.1%
16	Minnesota	259	88	141	30	57	172	33.1%	14	23	60.9%
	TOTALS	4839	1669	2704	466	1197	2979	40.2%	217	402	54.0%

NFC TEAM DEFENSE FIRST DOWNS, THIRD DOWNS & FOURTH DOWNS

RANK	TEAM	FIRST DOWNS				THIRD DOWNS			FOURTH DOWNS		
		TOTAL	RUSH	PASS	PEN	MADE	ATT	PCT	MADE	ATT	PCT
1	Seattle	272	76	165	31	72	214	33.6%	21	38	55.3%
2	Minnesota	274	130	119	25	69	197	35.0%	14	22	63.6%
3	Green Bay	277	90	158	29	74	194	38.1%	19	35	54.3%
4	New Orleans	281	115	139	27	64	184	34.8%	15	30	50.0%
5	Philadelphia	283	116	137	30	80	201	39.8%	8	25	32.0%
6	Carolina	285	105	160	20	82	179	45.8%	14	21	66.7%
7	Tampa Bay	286	78	187	21	74	180	41.1%	12	28	42.9%
8	Chicago	289	105	156	28	65	168	38.7%	10	22	45.5%
9	Los Angeles Rams	290	97	170	23	73	202	36.1%	22	40	55.0%
10	Atlanta	293	110	159	24	77	189	40.7%	15	25	60.0%
11	San Francisco	295	98	172	25	65	167	38.9%	10	19	52.6%
12	Detroit	303	89	181	33	72	190	37.9%	20	30	66.7%
13	Arizona	326	115	182	29	71	178	39.9%	10	23	43.5%
14t	New York Giants	329	117	179	33	73	178	41.0%	11	15	73.3%
14t	Washington	329	115	190	24	74	179	41.3%	14	23	60.9%
16	Dallas	331	124	184	23	86	181	47.5%	13	21	61.9%
	TOTALS	4743	1680	2638	425	1171	2981	39.3%	228	417	54.7%

2025 NATIONAL FOOTBALL LEAGUE

NFL TEAM OFFENSE FIRST DOWNS, THIRD DOWNS & FOURTH DOWNS

RANK	TEAM	FIRST DOWNS				THIRD DOWNS			FOURTH DOWNS		
		TOTAL	RUSH	PASS	PEN	MADE	ATT	PCT	MADE	ATT	PCT
1	Los Angeles Rams	355	112	210	33	62	163	38.0%	18	25	72.0%
2	Dallas	347	101	208	38	76	181	42.0%	15	27	55.6%
3	San Francisco	338	105	212	21	97	194	50.0%	12	19	63.2%
4	Buffalo	324	126	169	29	82	182	45.1%	14	24	58.3%
5t	Indianapolis	317	110	179	28	71	169	42.0%	17	25	68.0%
5t	Kansas City	317	113	179	25	75	191	39.3%	22	29	75.9%
7	Chicago	316	131	164	21	87	204	42.6%	12	25	48.0%
8	Jacksonville	311	111	167	33	74	194	38.1%	16	27	59.3%
9	New England	310	107	182	21	76	179	42.5%	16	22	72.7%
10t	Detroit	304	94	195	15	72	187	38.5%	16	29	55.2%
10t	Green Bay	304	110	167	27	94	187	50.3%	14	23	60.9%
12	Arizona	303	84	194	25	86	200	43.0%	8	22	36.4%
13	Los Angeles Chargers	302	109	167	26	102	216	47.2%	9	16	56.3%
14	Atlanta	301	106	165	30	60	180	33.3%	13	27	48.1%
15	New York Giants	300	122	137	41	76	197	38.6%	17	38	44.7%
16t	Cincinnati	299	84	180	35	81	195	41.5%	12	18	66.7%
16t	Denver	299	95	178	26	80	200	40.0%	9	19	47.4%
18	Seattle	297	106	160	31	67	177	37.9%	7	10	70.0%
19	Tampa Bay	290	103	148	39	80	200	40.0%	11	27	40.7%
20	New Orleans	287	91	162	34	78	196	39.8%	11	31	35.5%
21	Houston	285	84	167	34	79	207	38.2%	11	19	57.9%
22	Washington	281	109	140	32	64	172	37.2%	15	25	60.0%
23	Carolina	280	102	154	24	72	186	38.7%	23	33	69.7%
24	Philadelphia	277	105	147	25	69	183	37.7%	11	18	61.1%
25	Baltimore	272	118	130	24	69	177	39.0%	13	23	56.5%
26	Miami	265	92	161	12	58	167	34.7%	11	22	50.0%
27	Pittsburgh	262	96	137	29	72	179	40.2%	11	18	61.1%
28	Minnesota	259	88	141	30	57	172	33.1%	14	23	60.9%
29	New York Jets	249	105	125	19	70	200	35.0%	15	32	46.9%
30	Cleveland	246	93	121	32	70	210	33.3%	11	27	40.7%
31	Tennessee	233	75	139	19	65	203	32.0%	13	29	44.8%
32	Las Vegas	230	57	148	25	65	184	35.3%	9	25	36.0%
	TOTALS	9360	3244	5233	883	2386	6032	39.6%	426	777	54.8%

2025 NATIONAL FOOTBALL LEAGUE

NFL TEAM DEFENSE FIRST DOWNS, THIRD DOWNS & FOURTH DOWNS

RANK	TEAM	FIRST DOWNS				THIRD DOWNS			FOURTH DOWNS		
		TOTAL	RUSH	PASS	PEN	MADE	ATT	PCT	MADE	ATT	PCT
1	Houston	241	71	140	30	66	191	34.6%	9	20	45.0%
2	Cleveland	246	89	136	21	74	200	37.0%	6	14	42.9%
3	Los Angeles Chargers	256	92	137	27	62	173	35.8%	13	25	52.0%
4	Kansas City	257	89	141	27	83	191	43.5%	5	20	25.0%
5	Seattle	272	76	165	31	72	214	33.6%	21	38	55.3%
6	Minnesota	274	130	119	25	69	197	35.0%	14	22	63.6%
7	New England	275	92	158	25	67	171	39.2%	8	23	34.8%
8	Denver	276	74	160	42	69	206	33.5%	10	20	50.0%
9	Green Bay	277	90	158	29	74	194	38.1%	19	35	54.3%
10	Buffalo	280	123	133	24	76	177	42.9%	9	16	56.3%
11	New Orleans	281	115	139	27	64	184	34.8%	15	30	50.0%
12	Philadelphia	283	116	137	30	80	201	39.8%	8	25	32.0%
13	Carolina	285	105	160	20	82	179	45.8%	14	21	66.7%
14	Tampa Bay	286	78	187	21	74	180	41.1%	12	28	42.9%
15	Chicago	289	105	156	28	65	168	38.7%	10	22	45.5%
16	Los Angeles Rams	290	97	170	23	73	202	36.1%	22	40	55.0%
17	Baltimore	292	97	172	23	75	208	36.1%	22	37	59.5%
18	Atlanta	293	110	159	24	77	189	40.7%	15	25	60.0%
19	San Francisco	295	98	172	25	65	167	38.9%	10	19	52.6%
20	Jacksonville	296	75	183	38	80	193	41.5%	10	27	37.0%
21t	Las Vegas	298	111	160	27	97	199	48.7%	11	19	57.9%
21t	Tennessee	298	98	167	33	72	184	39.1%	12	16	75.0%
23	Miami	300	102	164	34	72	185	38.9%	18	25	72.0%
24	Detroit	303	89	181	33	72	190	37.9%	20	30	66.7%
25	New York Jets	314	111	173	30	69	190	36.3%	11	15	73.3%
26	Arizona	326	115	182	29	71	178	39.9%	10	23	43.5%
27t	Indianapolis	329	104	195	30	82	192	42.7%	14	26	53.8%
27t	New York Giants	329	117	179	33	73	178	41.0%	11	15	73.3%
27t	Pittsburgh	329	115	188	26	90	213	42.3%	26	35	74.3%
27t	Washington	329	115	190	24	74	179	41.3%	14	23	60.9%
31	Cincinnati	330	121	188	21	81	178	45.5%	14	22	63.6%
32	Dallas	331	124	184	23	86	181	47.5%	13	21	61.9%
	TOTALS	9360	3244	5233	883	2386	6032	39.6%	426	777	54.8%

2025 NATIONAL FOOTBALL LEAGUE

AFC OFFENSIVE FIRST DOWN YARDAGE

RANK	TEAM	YDS/PL	PLAYS	YARDS
1	Baltimore	6.54	383	2503
2	Indianapolis	6.18	413	2554
3	New England	6.08	415	2522
4	Kansas City	5.84	418	2441
5	Miami	5.77	372	2146
6	Denver	5.74	421	2417
7	Buffalo	5.62	417	2343
8	Cincinnati	5.55	405	2247
9	New York Jets	5.35	381	2040
10	Pittsburgh	5.32	369	1963
11	Jacksonville	5.10	423	2158
12	Las Vegas	4.78	357	1705
13	Tennessee	4.77	362	1725
14	Houston	4.72	408	1927
15	Los Angeles Chargers	4.59	407	1870
16	Cleveland	4.44	385	1711
	TOTALS	5.41	6336	34272

AFC DEFENSIVE FIRST DOWN YARDAGE

RANK	TEAM	YDS/PL	PLAYS	YARDS
1	Houston	4.48	364	1630
2	Denver	4.52	400	1807
3	Las Vegas	4.72	406	1917
4	Indianapolis	5.14	435	2235
5	Cleveland	5.16	378	1950
6	Los Angeles Chargers	5.39	369	1989
7	Pittsburgh	5.52	440	2428
8	New York Jets	5.57	423	2358
9	Kansas City	5.58	368	2052
10	Jacksonville	5.75	412	2369
11	New England	5.76	382	2202
12	Baltimore	5.77	406	2341
13	Buffalo	5.80	384	2229
14	Tennessee	5.97	407	2431
15	Miami	6.08	402	2445
16	Cincinnati	6.57	432	2838
	TOTALS	5.50	6408	35221

2025 NATIONAL FOOTBALL LEAGUE

NFC OFFENSIVE FIRST DOWN YARDAGE

RANK	TEAM	YDS/PL	PLAYS	YARDS
1	Seattle	6.67	413	2753
2	Los Angeles Rams	6.51	446	2904
3	Detroit	6.32	410	2590
4	Atlanta	6.12	421	2576
5	Dallas	6.06	451	2731
6	Chicago	5.83	433	2526
7	New York Giants	5.46	401	2188
8	Minnesota	5.37	372	1999
9	San Francisco	5.37	442	2373
10	Green Bay	5.36	403	2160
11	Tampa Bay	5.19	407	2113
12	Carolina	5.14	390	2006
13	Philadelphia	5.02	390	1958
14	Washington	4.94	387	1910
15	Arizona	4.75	420	1995
16	New Orleans	4.59	411	1885
	TOTALS	5.56	6597	36667

NFC DEFENSIVE FIRST DOWN YARDAGE

RANK	TEAM	YDS/PL	PLAYS	YARDS
1	Green Bay	4.49	380	1707
2	Seattle	4.85	401	1945
3	Carolina	5.09	383	1950
4	San Francisco	5.22	402	2098
5	Atlanta	5.24	408	2137
6	Minnesota	5.26	390	2053
7	New Orleans	5.27	399	2102
8	Philadelphia	5.32	408	2169
9	Los Angeles Rams	5.36	410	2198
10	Tampa Bay	5.53	402	2222
11	Detroit	5.58	420	2343
12	New York Giants	5.75	432	2484
13	Arizona	6.06	439	2661
14	Dallas	6.08	425	2584
15	Chicago	6.10	402	2451
16	Washington	6.17	424	2614
	TOTALS	5.47	6525	35718

2025 NATIONAL FOOTBALL LEAGUE

NFL OFFENSIVE FIRST DOWN YARDAGE

RANK	TEAM	YDS/PL	PLAYS	YARDS
1	Seattle	6.67	413	2753
2	Baltimore	6.54	383	2503
3	Los Angeles Rams	6.51	446	2904
4	Detroit	6.32	410	2590
5	Indianapolis	6.18	413	2554
6	Atlanta	6.12	421	2576
7	New England	6.08	415	2522
8	Dallas	6.06	451	2731
9	Kansas City	5.84	418	2441
10	Chicago	5.83	433	2526
11	Miami	5.77	372	2146
12	Denver	5.74	421	2417
13	Buffalo	5.62	417	2343
14	Cincinnati	5.55	405	2247
15	New York Giants	5.46	401	2188
16	Minnesota	5.37	372	1999
17	San Francisco	5.37	442	2373
18	Green Bay	5.36	403	2160
19	New York Jets	5.35	381	2040
20	Pittsburgh	5.32	369	1963
21	Tampa Bay	5.19	407	2113
22	Carolina	5.14	390	2006
23	Jacksonville	5.10	423	2158
24	Philadelphia	5.02	390	1958
25	Washington	4.94	387	1910
26	Las Vegas	4.78	357	1705
27	Tennessee	4.77	362	1725
28	Arizona	4.75	420	1995
29	Houston	4.72	408	1927
30	Los Angeles Chargers	4.59	407	1870
31	New Orleans	4.59	411	1885
32	Cleveland	4.44	385	1711
	TOTALS	5.49	12933	70939

2025 NATIONAL FOOTBALL LEAGUE

NFL DEFENSIVE FIRST DOWN YARDAGE

RANK	TEAM	YDS/PL	PLAYS	YARDS
1	Houston	4.48	364	1630
2	Green Bay	4.49	380	1707
3	Denver	4.52	400	1807
4	Las Vegas	4.72	406	1917
5	Seattle	4.85	401	1945
6	Carolina	5.09	383	1950
7	Indianapolis	5.14	435	2235
8	Cleveland	5.16	378	1950
9	San Francisco	5.22	402	2098
10	Atlanta	5.24	408	2137
11	Minnesota	5.26	390	2053
12	New Orleans	5.27	399	2102
13	Philadelphia	5.32	408	2169
14	Los Angeles Rams	5.36	410	2198
15	Los Angeles Chargers	5.39	369	1989
16	Pittsburgh	5.52	440	2428
17	Tampa Bay	5.53	402	2222
18	New York Jets	5.57	423	2358
19	Kansas City	5.58	368	2052
20	Detroit	5.58	420	2343
21t	Jacksonville	5.75	412	2369
21t	New York Giants	5.75	432	2484
23	New England	5.76	382	2202
24	Baltimore	5.77	406	2341
25	Buffalo	5.80	384	2229
26	Tennessee	5.97	407	2431
27	Arizona	6.06	439	2661
28	Dallas	6.08	425	2584
29	Miami	6.08	402	2445
30	Chicago	6.10	402	2451
31	Washington	6.17	424	2614
32	Cincinnati	6.57	432	2838
	TOTALS	5.49	12933	70939

2025 NATIONAL FOOTBALL LEAGUE

AFC KICKOFFS (RECEIVING TEAM)

RANK	TEAM	TOTAL KO	ADJ KO	TB	TB%	EZ	EZ%	OB	IN20	AVG START
1	New York Jets	95	93	27	29.0%	35	37.6%	3	3	34.7
2	Buffalo	74	73	9	12.3%	17	23.3%	2	8	31.8
3	Las Vegas	82	80	17	21.3%	23	28.8%	3	3	31.2
4	Jacksonville	72	70	15	21.4%	22	31.4%	3	5	31.2
5	Indianapolis	78	76	16	21.1%	24	31.6%	1	5	31.1
6	Cincinnati	90	90	14	15.6%	20	22.2%	0	3	31.0
7	Baltimore	82	82	15	18.3%	21	25.6%	2	5	31.0
8	Houston	58	56	14	25.0%	18	32.1%	0	2	30.8
9	Miami	77	72	9	12.5%	20	27.8%	2	4	30.6
10	Tennessee	86	83	19	22.9%	26	31.3%	3	10	30.3
11	New England	68	65	10	15.4%	14	21.5%	3	6	30.1
12	Pittsburgh	80	75	13	17.3%	20	26.7%	4	6	29.2
13t	Denver	71	69	11	15.9%	19	27.5%	2	7	29.0
13t	Kansas City	68	67	5	7.5%	18	26.9%	0	5	29.0
15	Cleveland	77	77	9	11.7%	15	19.5%	5	5	28.9
16	Los Angeles Chargers	72	70	11	15.7%	18	25.7%	0	2	28.7
	TOTALS	1230	1198	214	17.9%	330	27.5%	33	79	30.6

AFC KICKOFFS (KICKING TEAM)

RANK	TEAM	TOTAL KO	ADJ KO	TB	TB%	EZ	EZ%	OB	IN20	AVG START
1	Pittsburgh	80	77	5	6.5%	11	14.3%	3	3	28.9
2	Houston	83	82	18	22.0%	25	30.5%	1	4	29.5
3	Indianapolis	90	87	5	5.7%	11	12.6%	3	6	29.7
4	Tennessee	63	60	15	25.0%	24	40.0%	4	4	29.7
5	Kansas City	77	75	11	14.7%	14	18.7%	2	7	29.8
6	Cincinnati	78	75	9	12.0%	17	22.7%	0	2	30.3
7	Las Vegas	55	52	5	9.6%	9	17.3%	2	7	30.5
8	Buffalo	87	86	10	11.6%	15	17.4%	2	7	30.8
9	Miami	71	68	11	16.2%	19	27.9%	2	9	30.8
10	Jacksonville	84	81	28	34.6%	39	48.1%	3	4	31.0
11	New York Jets	67	63	9	14.3%	15	23.8%	2	0	31.1
12	New England	83	81	18	22.2%	26	32.1%	2	6	31.1
13	Los Angeles Chargers	84	83	14	16.9%	24	28.9%	3	4	31.2
14	Denver	77	76	16	21.1%	30	39.5%	2	4	31.5
15	Baltimore	81	78	8	10.3%	13	16.7%	7	3	31.5
16	Cleveland	60	56	11	19.6%	13	23.2%	0	3	32.6
	TOTALS	1220	1180	193	16.4%	305	25.8%	38	73	30.6

ADJ KO: Adjusted kickoffs are used to compute Avg. Team Drive Start. Adjusted kickoffs do not include onside kicks or kickoffs at the end of a half unless either kickoff is returned for a touchdown. Adjusted kickoffs also do not include non-
onside kickoffs that result in the kicking team ultimately retaining possession.
IN20: The number of drives that start inside (not including) the 20-yard line.

2025 NATIONAL FOOTBALL LEAGUE

NFC KICKOFFS (RECEIVING TEAM)

RANK	TEAM	TOTAL KO	ADJ KO	TB	TB%	EZ	EZ%	OB	IN20	AVG START
1	San Francisco	72	68	19	27.9%	23	33.8%	5	0	34.3
2	Seattle	65	63	17	27.0%	24	38.1%	3	2	32.4
3	New York Giants	83	82	16	19.5%	26	31.7%	1	3	31.6
4	Detroit	82	77	15	19.5%	20	26.0%	2	4	31.2
5	Los Angeles Rams	66	63	9	14.3%	9	14.3%	3	1	30.9
6	Chicago	77	73	11	15.1%	18	24.7%	4	4	30.8
7	Carolina	76	76	25	32.9%	27	35.5%	2	3	30.3
8	Washington	86	84	17	20.2%	25	29.8%	3	9	30.2
9	New Orleans	77	77	17	22.1%	23	29.9%	2	6	29.9
10	Green Bay	70	66	14	21.2%	20	30.3%	3	5	29.7
11	Tampa Bay	79	76	21	27.6%	32	42.1%	3	5	29.4
12	Atlanta	81	79	19	24.1%	24	30.4%	1	6	29.2
13	Arizona	90	88	17	19.3%	38	43.2%	2	4	29.1
14	Dallas	92	89	17	19.1%	24	27.0%	2	9	28.8
15	Minnesota	79	75	9	12.0%	24	32.0%	4	8	28.6
16	Philadelphia	69	65	10	15.4%	16	24.6%	1	10	28.2
	TOTALS	1244	1201	253	21.1%	373	31.1%	41	79	30.2

NFC KICKOFFS (KICKING TEAM)

RANK	TEAM	TOTAL KO	ADJ KO	TB	TB%	EZ	EZ%	OB	IN20	AVG START
1	Seattle	93	90	16	17.8%	28	31.1%	2	5	27.8
2	Washington	66	61	11	18.0%	19	31.1%	3	8	28.2
3	New York Giants	72	70	9	12.9%	20	28.6%	5	11	28.2
4	Carolina	67	64	10	15.6%	11	17.2%	0	6	28.5
5	Philadelphia	74	73	9	12.3%	11	15.1%	1	6	28.9
6	Detroit	91	89	14	15.7%	28	31.5%	5	8	29.9
7	Los Angeles Rams	91	90	54	60.0%	60	66.7%	1	9	29.9
8	Dallas	90	88	15	17.0%	20	22.7%	2	8	30.0
9	Green Bay	79	78	19	24.4%	33	42.3%	1	3	30.1
10	Minnesota	72	70	11	15.7%	19	27.1%	2	4	30.2
11	Chicago	86	84	19	22.6%	28	33.3%	2	3	30.2
12	San Francisco	87	84	18	21.4%	27	32.1%	1	3	31.6
13	New Orleans	65	63	19	30.2%	26	41.3%	3	0	32.1
14	Tampa Bay	75	73	14	19.2%	19	26.0%	1	4	32.3
15	Atlanta	72	71	18	25.4%	30	42.3%	4	3	33.1
16	Arizona	74	71	18	25.4%	19	26.8%	3	4	33.2
	TOTALS	1254	1219	274	22.5%	398	32.6%	36	85	30.2

ADJ KO: Adjusted kickoffs are used to compute Avg. Team Drive Start. Adjusted kickoffs do not include onside kicks or kickoffs at the end of a half unless either kickoff is returned for a touchdown. Adjusted kickoffs also do not include non-
onside kickoffs that result in the kicking team ultimately retaining possession.
IN20: The number of drives that start inside (not including) the 20-yard line.

2025 NATIONAL FOOTBALL LEAGUE

NFL KICKOFFS (RECEIVING TEAM)

RANK	TEAM	TOTAL KO	ADJ KO	TB	TB%	EZ	EZ%	OB	IN20	AVG START
1	New York Jets	95	93	27	29.0%	35	37.6%	3	3	34.7
2	San Francisco	72	68	19	27.9%	23	33.8%	5	0	34.3
3	Seattle	65	63	17	27.0%	24	38.1%	3	2	32.4
4	Buffalo	74	73	9	12.3%	17	23.3%	2	8	31.8
5	New York Giants	83	82	16	19.5%	26	31.7%	1	3	31.6
6	Las Vegas	82	80	17	21.3%	23	28.8%	3	3	31.2
7	Jacksonville	72	70	15	21.4%	22	31.4%	3	5	31.2
8	Detroit	82	77	15	19.5%	20	26.0%	2	4	31.2
9	Indianapolis	78	76	16	21.1%	24	31.6%	1	5	31.1
10	Cincinnati	90	90	14	15.6%	20	22.2%	0	3	31.0
11	Baltimore	82	82	15	18.3%	21	25.6%	2	5	31.0
12	Los Angeles Rams	66	63	9	14.3%	9	14.3%	3	1	30.9
13	Chicago	77	73	11	15.1%	18	24.7%	4	4	30.8
14	Houston	58	56	14	25.0%	18	32.1%	0	2	30.8
15	Miami	77	72	9	12.5%	20	27.8%	2	4	30.6
16	Carolina	76	76	25	32.9%	27	35.5%	2	3	30.3
17	Tennessee	86	83	19	22.9%	26	31.3%	3	10	30.3
18	Washington	86	84	17	20.2%	25	29.8%	3	9	30.2
19	New England	68	65	10	15.4%	14	21.5%	3	6	30.1
20	New Orleans	77	77	17	22.1%	23	29.9%	2	6	29.9
21	Green Bay	70	66	14	21.2%	20	30.3%	3	5	29.7
22	Tampa Bay	79	76	21	27.6%	32	42.1%	3	5	29.4
23	Atlanta	81	79	19	24.1%	24	30.4%	1	6	29.2
24	Pittsburgh	80	75	13	17.3%	20	26.7%	4	6	29.2
25	Arizona	90	88	17	19.3%	38	43.2%	2	4	29.1
26t	Denver	71	69	11	15.9%	19	27.5%	2	7	29.0
26t	Kansas City	68	67	5	7.5%	18	26.9%	0	5	29.0
28	Cleveland	77	77	9	11.7%	15	19.5%	5	5	28.9
29	Dallas	92	89	17	19.1%	24	27.0%	2	9	28.8
30	Los Angeles Chargers	72	70	11	15.7%	18	25.7%	0	2	28.7
31	Minnesota	79	75	9	12.0%	24	32.0%	4	8	28.6
32	Philadelphia	69	65	10	15.4%	16	24.6%	1	10	28.2
	TOTALS	4948	4798	934	19.5%	1406	29.3%	148	316	30.4

ADJ KO: Adjusted kickoffs are used to compute Avg. Team Drive Start. Adjusted kickoffs do not include onside kicks or kickoffs at the end of a half unless either kickoff is returned for a touchdown. Adjusted kickoffs also do not include non-onside kickoffs that result in the kicking team ultimately retaining possession.
IN20: The number of drives that start inside (not including) the 20-yard line.

2025 NATIONAL FOOTBALL LEAGUE

NFL KICKOFFS (KICKING TEAM)

RANK	TEAM	TOTAL KO	ADJ KO	TB	TB%	EZ	EZ%	OB	IN20	AVG START
1	Seattle	93	90	16	17.8%	28	31.1%	2	5	27.8
2	Washington	66	61	11	18.0%	19	31.1%	3	8	28.2
3	New York Giants	72	70	9	12.9%	20	28.6%	5	11	28.2
4	Carolina	67	64	10	15.6%	11	17.2%	0	6	28.5
5	Pittsburgh	80	77	5	6.5%	11	14.3%	3	3	28.9
6	Philadelphia	74	73	9	12.3%	11	15.1%	1	6	28.9
7	Houston	83	82	18	22.0%	25	30.5%	1	4	29.5
8	Indianapolis	90	87	5	5.7%	11	12.6%	3	6	29.7
9	Tennessee	63	60	15	25.0%	24	40.0%	4	4	29.7
10	Kansas City	77	75	11	14.7%	14	18.7%	2	7	29.8
11	Detroit	91	89	14	15.7%	28	31.5%	5	8	29.9
12	Los Angeles Rams	91	90	54	60.0%	60	66.7%	1	9	29.9
13	Dallas	90	88	15	17.0%	20	22.7%	2	8	30.0
14	Green Bay	79	78	19	24.4%	33	42.3%	1	3	30.1
15	Minnesota	72	70	11	15.7%	19	27.1%	2	4	30.2
16	Chicago	86	84	19	22.6%	28	33.3%	2	3	30.2
17	Cincinnati	78	75	9	12.0%	17	22.7%	0	2	30.3
18	Las Vegas	55	52	5	9.6%	9	17.3%	2	7	30.5
19	Buffalo	87	86	10	11.6%	15	17.4%	2	7	30.8
20	Miami	71	68	11	16.2%	19	27.9%	2	9	30.8
21	Jacksonville	84	81	28	34.6%	39	48.1%	3	4	31.0
22	New York Jets	67	63	9	14.3%	15	23.8%	2	0	31.1
23	New England	83	81	18	22.2%	26	32.1%	2	6	31.1
24	Los Angeles Chargers	84	83	14	16.9%	24	28.9%	3	4	31.2
25	Denver	77	76	16	21.1%	30	39.5%	2	4	31.5
26	Baltimore	81	78	8	10.3%	13	16.7%	7	3	31.5
27	San Francisco	87	84	18	21.4%	27	32.1%	1	3	31.6
28	New Orleans	65	63	19	30.2%	26	41.3%	3	0	32.1
29	Tampa Bay	75	73	14	19.2%	19	26.0%	1	4	32.3
30	Cleveland	60	56	11	19.6%	13	23.2%	0	3	32.6
31	Atlanta	72	71	18	25.4%	30	42.3%	4	3	33.1
32	Arizona	74	71	18	25.4%	19	26.8%	3	4	33.2
	TOTALS	4948	4798	934	19.5%	1406	29.3%	148	316	30.4

ADJ KO: Adjusted kickoffs are used to compute Avg. Team Drive Start. Adjusted kickoffs do not include onside kicks or kickoffs at the end of a half unless either kickoff is returned for a touchdown. Adjusted kickoffs also do not include non-onside kickoffs that result in the kicking team ultimately retaining possession.
IN20: The number of drives that start inside (not including) the 20-yard line.

2025 NATIONAL FOOTBALL LEAGUE

AFC PLAYER SINGLE-GAME HIGHS

CATEGORY	TOTAL	PLAYER	GAME	DETAILS
Points	20	Jonathan Taylor	IND vs. LV, Oct. 5	3 TD, 1 2pt-conv
	20	Evan McPherson	CIN at BAL, Nov. 27	6 FG, 2 XK
Passing Yards	470	Joe Flacco	CIN vs. CHI, Nov. 2	31-47, 470 YDS, 4 TD, 2 INT
Longest Pass	80	Aaron Rodgers	PIT vs. MIN, Sep. 28	to DK Metcalf (TD)
Passing Touchdowns	5	Trevor Lawrence	JAX vs. NYJ, Dec. 14	20-32, 330 YDS, 5 TD, 0 INT
Rushing Yards	244	Jonathan Taylor	IND vs. ATL, Nov. 9 (OT)	32-244, 3 TD
	216	James Cook	BUF at CAR, Oct. 26	19-216, 2 TD
Rushing Attempts	32	Jonathan Taylor	IND vs. ATL, Nov. 9 (OT)	32-244, 3 TD
	32	James Cook	BUF at PIT, Nov. 30	32-144, 0 TD
Longest Rush	80	Jonathan Taylor	IND vs. TEN, Oct. 26	(TD)
Receptions	16	Ja'Marr Chase	CIN vs. PIT, Oct. 16	16-161, 1 TD
Receiving Yards	165	Ja'Marr Chase	CIN vs. JAX, Sep. 14	14-165, 1 TD
Kickoff Return Yards	202	Raheem Mostert	LV vs. JAX, Nov. 2 (OT)	5-202, 0 TD
	179	Charlie Jones	CIN vs. CHI, Nov. 2	4-179, 1 TD
Kickoff Returns	7	Chimere Dike	TEN at IND, Oct. 26	7-175, 0 TD
Longest Kickoff Return	99	Kene Nwangwu	NYJ vs. CLE, Nov. 9	(TD)
Punt Return Yards	167	Marcus Jones	NE vs. CAR, Sep. 28	3-167, 0 FC, 1 TD
Punt Returns	5			3 times in non-overtime games
Longest Punt Return	94	Marcus Jones	NE vs. NYG, Dec. 1	(TD)
Interceptions	2			4 times in non-overtime games
Longest Interception Return	99	Devin Lloyd	JAX vs. KC, Oct. 6	(TD)
Sacks	5.0	Myles Garrett	CLE at NE, Oct. 26	
Scrimmage Yards	286	Jonathan Taylor	IND vs. ATL, Nov. 9 (OT)	Rush: 32-244, Rec: 3-42
	225	De'Von Achane	MIA vs. BUF, Nov. 9	Rush: 22-174, Rec: 6-51
Longest Punt	76	Jeremy Crawshaw	DEN at HOU, Nov. 2	
Punts	8			10 times in non-overtime games
Field Goals Made	6	Evan McPherson	CIN at BAL, Nov. 27	6-6, 52 long
Longest Field Goal	63	Evan McPherson	CIN vs. NE, Nov. 23	

2025 NATIONAL FOOTBALL LEAGUE

NFC PLAYER SINGLE-GAME HIGHS

CATEGORY	TOTAL	PLAYER	GAME	DETAILS
Points	18			12 times, 10 in non-overtime games
Passing Yards	457	Matthew Stafford	LAR at SEA, Dec. 18 (OT)	29-49, 457 YDS, 3 TD, 0 INT
	452	Jacoby Brissett	ARI vs. SF, Nov. 16	47-57, 452 YDS, 2 TD, 2 INT
Longest Pass	88	Matthew Stafford	LAR vs. IND, Sep. 28	to Tutu Atwell (TD)
Passing Touchdowns	5			3 times in non-overtime games
Rushing Yards	219	Jahmyr Gibbs	DET vs. NYG, Nov. 23 (OT)	15-219, 2 TD
	206	Rico Dowdle	CAR vs. MIA, Oct. 5	23-206, 1 TD
Rushing Attempts	30	Rico Dowdle	CAR vs. DAL, Oct. 12	30-183, 0 TD
Longest Rush	81	Bijan Robinson	ATL vs. BUF, Oct. 13	(TD)
Receptions	15	Michael Wilson	ARI vs. SF, Nov. 16	15-185, 0 TD
Receiving Yards	225	Puka Nacua	LAR at SEA, Dec. 18 (OT)	12-225, 2 TD
	185	Michael Wilson	ARI vs. SF, Nov. 16	15-185, 0 TD
Kickoff Return Yards	209	Luke McCaffrey	WAS at DAL, Oct. 19	8-209, 0 TD
Kickoff Returns	8	Kendre Miller	NO at SEA, Sep. 21	8-182, 0 TD
	8	Luke McCaffrey	WAS at DAL, Oct. 19	8-209, 0 TD
Longest Kickoff Return	100	Rashid Shaheed	SEA at ATL, Dec. 7	(TD)
Punt Return Yards	127	Jaylin Lane	WAS vs. LV, Sep. 21	5-127, 0 FC, 1 TD
Punt Returns	6	Kameron Johnson	TB vs. PHI, Sep. 28	6-100, 0 FC, 0 TD
Longest Punt Return	95	Tory Horton	SEA vs. NO, Sep. 21	(TD)
Interceptions	2			9 times in non-overtime games
Longest Interception Return	87	Isaiah Rodgers	MIN vs. CIN, Sep. 21	(TD)
Sacks	3.0	Micah Parsons	GB at ARI, Oct. 19	
	3.0	Al-Quadin Muhammad	DET vs. DAL, Dec. 4	
Scrimmage Yards	264	Jahmyr Gibbs	DET vs. NYG, Nov. 23 (OT)	Rush: 15-219, Rec: 11-45
	239	Rico Dowdle	CAR vs. DAL, Oct. 12	Rush: 30-183, Rec: 4-56
Longest Punt	77	Ryan Wright	MIN at CLE, Oct. 5	
Punts	7			6 times in non-overtime games
Field Goals Made	6	Jason Myers	SEA vs. IND, Dec. 14	6-6, 56 long
Longest Field Goal	65	Chase McLaughlin	TB vs. PHI, Sep. 28	

2025 NATIONAL FOOTBALL LEAGUE

NFL PLAYER SINGLE-GAME HIGHS

CATEGORY	TOTAL	PLAYER	GAME	DETAILS
Points	20	Jonathan Taylor	IND vs. LV, Oct. 5	3 TD, 1 2pt-conv
	20	Evan McPherson	CIN at BAL, Nov. 27	6 FG, 2 XK
Passing Yards	470	Joe Flacco	CIN vs. CHI, Nov. 2	31-47, 470 YDS, 4 TD, 2 INT
Longest Pass	88	Matthew Stafford	LAR vs. IND, Sep. 28	to Tutu Atwell (TD)
Passing Touchdowns	5			4 times in non-overtime games
Rushing Yards	244	Jonathan Taylor	IND vs. ATL, Nov. 9 (OT)	32-244, 3 TD
	216	James Cook	BUF at CAR, Oct. 26	19-216, 2 TD
Rushing Attempts	32	Jonathan Taylor	IND vs. ATL, Nov. 9 (OT)	32-244, 3 TD
	32	James Cook	BUF at PIT, Nov. 30	32-144, 0 TD
Longest Rush	81	Bijan Robinson	ATL vs. BUF, Oct. 13	(TD)
Receptions	16	Ja'Marr Chase	CIN vs. PIT, Oct. 16	16-161, 1 TD
Receiving Yards	225	Puka Nacua	LAR at SEA, Dec. 18 (OT)	12-225, 2 TD
	185	Michael Wilson	ARI vs. SF, Nov. 16	15-185, 0 TD
Kickoff Return Yards	209	Luke McCaffrey	WAS at DAL, Oct. 19	8-209, 0 TD
Kickoff Returns	8	Kendre Miller	NO at SEA, Sep. 21	8-182, 0 TD
	8	Luke McCaffrey	WAS at DAL, Oct. 19	8-209, 0 TD
Longest Kickoff Return	100	Rashid Shaheed	SEA at ATL, Dec. 7	(TD)
Punt Return Yards	167	Marcus Jones	NE vs. CAR, Sep. 28	3-167, 0 FC, 1 TD
Punt Returns	6	Kameron Johnson	TB vs. PHI, Sep. 28	6-100, 0 FC, 0 TD
Longest Punt Return	95	Tory Horton	SEA vs. NO, Sep. 21	(TD)
Interceptions	2			13 times in non-overtime games
Longest Interception Return	99	Devin Lloyd	JAX vs. KC, Oct. 6	(TD)
Sacks	5.0	Myles Garrett	CLE at NE, Oct. 26	
Scrimmage Yards	286	Jonathan Taylor	IND vs. ATL, Nov. 9 (OT)	Rush: 32-244, Rec: 3-42
	239	Rico Dowdle	CAR vs. DAL, Oct. 12	Rush: 30-183, Rec: 4-56
Longest Punt	77	Ryan Wright	MIN at CLE, Oct. 5	
Punts	8			10 times in non-overtime games
Field Goals Made	6	Evan McPherson	CIN at BAL, Nov. 27	6-6, 52 long
	6	Jason Myers	SEA vs. IND, Dec. 14	6-6, 56 long
Longest Field Goal	65	Chase McLaughlin	TB vs. PHI, Sep. 28	

2025 NATIONAL FOOTBALL LEAGUE

300-YARD PASSING GAMES

YARDS	PLAYER	GAME	DETAILS
470	Joe Flacco	CIN vs. CHI, Nov. 2	31-47, 4 TD, 2 INT
457	Matthew Stafford	LAR at SEA, Dec. 18 (OT)	29-49, 3 TD, 0 INT
452	Jacoby Brissett	ARI vs. SF, Nov. 16	47-57, 2 TD, 2 INT
450	Russell Wilson	NYG at DAL, Sep. 14 (OT)	30-41, 3 TD, 1 INT
448	Bryce Young	CAR at ATL, Nov. 16 (OT)	31-45, 3 TD, 0 INT
420	Justin Herbert	LAC vs. IND, Oct. 19	37-55, 3 TD, 2 INT
394	Josh Allen	BUF vs. BAL, Sep. 7	33-46, 2 TD, 0 INT
389	Matthew Stafford	LAR vs. SF, Oct. 2 (OT)	30-47, 3 TD, 0 INT
380	Drake Maye	NE at BAL, Dec. 21	31-44, 2 TD, 1 INT
379	Baker Mayfield	TB at SEA, Oct. 5	29-33, 2 TD, 0 INT
376	Dak Prescott	DAL at DET, Dec. 4	31-47, 1 TD, 2 INT
375	Matthew Stafford	LAR vs. IND, Sep. 28	29-41, 3 TD, 0 INT
373	Kirk Cousins	ATL at TB, Dec. 11	30-44, 3 TD, 0 INT
368	Matthew Stafford	LAR vs. DET, Dec. 14	24-38, 2 TD, 1 INT
366	Jameis Winston	NYG at DET, Nov. 23 (OT)	18-36, 2 TD, 1 INT
364	Shedeur Sanders	CLE vs. TEN, Dec. 7	23-42, 3 TD, 1 INT
364	Jared Goff	DET vs. PIT, Dec. 21	34-54, 3 TD, 0 INT
362	Geno Smith	LV at NE, Sep. 7	24-34, 1 TD, 1 INT
361	Dak Prescott	DAL vs. NYG, Sep. 14 (OT)	38-52, 2 TD, 1 INT
360	Jordan Love	GB at PIT, Oct. 26	29-37, 3 TD, 0 INT
354	Dak Prescott	DAL vs. PHI, Nov. 23	23-36, 2 TD, 1 INT
352	Patrick Mahomes	KC vs. IND, Nov. 23 (OT)	29-46, 0 TD, 1 INT
352	Bo Nix	DEN vs. JAX, Dec. 21	28-47, 1 TD, 1 INT
350	Carson Wentz	MIN at PIT, Sep. 28	30-46, 2 TD, 2 INT
347	Mac Jones	SF at TB, Oct. 12	27-39, 0 TD, 2 INT
342	Mac Jones	SF at LAR, Oct. 2 (OT)	33-49, 2 TD, 0 INT
342	Joe Flacco	CIN vs. PIT, Oct. 16	31-47, 3 TD, 0 INT
342	Daniel Jones	IND at PIT, Nov. 2	31-50, 1 TD, 3 INT
341	Sam Darnold	SEA vs. TB, Oct. 5	28-34, 4 TD, 1 INT
338	Jared Goff	DET at LAR, Dec. 14	25-41, 3 TD, 0 INT
337	Jordan Love	GB at DAL, Sep. 28 (OT)	31-43, 3 TD, 0 INT
334	Jared Goff	DET vs. CHI, Sep. 14	23-28, 5 TD, 0 INT
330	Sam Darnold	SEA at WAS, Nov. 2	21-24, 4 TD, 1 INT
330	Trevor Lawrence	JAX vs. NYJ, Dec. 14	20-32, 5 TD, 0 INT
328	Bryce Young	CAR at ARI, Sep. 14	35-55, 3 TD, 1 INT
326	Bo Nix	DEN vs. CIN, Sep. 29	29-42, 2 TD, 1 INT
326	Jalen Hurts	PHI at MIN, Oct. 19	19-23, 3 TD, 0 INT
321	Bo Nix	DEN at WAS, Nov. 30 (OT)	29-45, 1 TD, 1 INT
320	Jacoby Brissett	ARI at IND, Oct. 12	27-44, 2 TD, 1 INT
320	Jared Goff	DET at WAS, Nov. 9	25-33, 3 TD, 0 INT
320	Dak Prescott	DAL vs. KC, Nov. 27	27-39, 2 TD, 1 INT

2025 NATIONAL FOOTBALL LEAGUE

300-YARD PASSING GAMES

YARDS	PLAYER	GAME	DETAILS
319	Dak Prescott	DAL vs. GB, Sep. 28 (OT)	31-40, 3 TD, 0 INT
319	Mac Jones	SF vs. LAR, Nov. 9	33-39, 3 TD, 1 INT
318	Justin Herbert	LAC vs. KC, Sep. 5	25-34, 3 TD, 0 INT
318	Patrick Mahomes	KC at JAX, Oct. 6	29-41, 1 TD, 1 INT
318	C.J. Stroud	HOU vs. SF, Oct. 26	30-39, 2 TD, 1 INT
317	Josh Allen	BUF vs. TB, Nov. 16	19-30, 3 TD, 2 INT
317	Jacoby Brissett	ARI vs. JAX, Nov. 23 (OT)	33-49, 1 TD, 0 INT
316	Daniel Jones	IND vs. DEN, Sep. 14	23-34, 1 TD, 0 INT
315	Tua Tagovailoa	MIA vs. NE, Sep. 14	26-32, 2 TD, 1 INT
313	Michael Penix Jr.	ATL vs. WAS, Sep. 28	20-26, 2 TD, 1 INT
313	Carson Wentz	MIN vs. PHI, Oct. 19	26-42, 0 TD, 2 INT
309	Brock Purdy	SF vs. JAX, Sep. 28	22-38, 2 TD, 2 INT
309	Jared Goff	DET vs. DAL, Dec. 4	25-34, 1 TD, 0 INT
309	Joe Burrow	CIN at MIA, Dec. 21	25-32, 4 TD, 0 INT
308	Tyler Shough	NO vs. NYJ, Dec. 21	32-49, 1 TD, 0 INT
306	Josh Allen	BUF at MIA, Nov. 9	28-40, 2 TD, 1 INT
302	Bo Nix	DEN vs. GB, Dec. 14	23-34, 4 TD, 0 INT
301	Jacoby Brissett	ARI at TB, Nov. 30	29-40, 2 TD, 1 INT
300	Justin Herbert	LAC vs. DEN, Sep. 21	28-47, 1 TD, 1 INT
300	Justin Herbert	LAC at DAL, Dec. 21	23-29, 2 TD, 0 INT

2025 NATIONAL FOOTBALL LEAGUE

100-YARD RECEIVING GAMES

YARDS	PLAYER	GAME	DETAILS
225	Puka Nacua	LAR at SEA, Dec. 18 (OT)	12 REC, 2 TD
185	Michael Wilson	ARI vs. SF, Nov. 16	15 REC, 0 TD
183	DeVonta Smith	PHI at MIN, Oct. 19	9 REC, 1 TD
181	Puka Nacua	LAR vs. DET, Dec. 14	9 REC, 0 TD
170	Puka Nacua	LAR vs. IND, Sep. 28	13 REC, 1 TD
168	George Pickens	DAL at CAR, Oct. 12	9 REC, 1 TD
167	Malik Nabers	NYG at DAL, Sep. 14 (OT)	9 REC, 2 TD
167	Jaxon Smith-Njigba	SEA at TEN, Nov. 23	8 REC, 2 TD
167	Puka Nacua	LAR at ARI, Dec. 7	7 REC, 2 TD
166	Kyle Pitts	ATL at TB, Dec. 11	11 REC, 3 TD
165	Ja'Marr Chase	CIN vs. JAX, Sep. 14	14 REC, 1 TD
164	Oronde Gadsden II	LAC vs. IND, Oct. 19	7 REC, 1 TD
164	Amon-Ra St. Brown	DET at LAR, Dec. 14	13 REC, 2 TD
163	Emeka Egbuka	TB at SEA, Oct. 5	7 REC, 1 TD
162	Jaxon Smith-Njigba	SEA at JAX, Oct. 12	8 REC, 1 TD
161	Ja'Marr Chase	CIN vs. PIT, Oct. 16	16 REC, 1 TD
158	Drake London	ATL vs. BUF, Oct. 13	10 REC, 1 TD
156	Wan'Dale Robinson	NYG at DET, Nov. 23 (OT)	9 REC, 1 TD
149	Amon-Ra St. Brown	DET vs. NYG, Nov. 23 (OT)	9 REC, 1 TD
148	DK Metcalf	PIT at BAL, Dec. 7	7 REC, 0 TD
148	Chris Olave	NO vs. NYJ, Dec. 21	10 REC, 2 TD
146	Stefon Diggs	NE at BUF, Oct. 5	10 REC, 0 TD
146	George Pickens	DAL vs. PHI, Nov. 23	9 REC, 1 TD
145	Tre Tucker	LV at WAS, Sep. 21	8 REC, 3 TD
145	Parker Washington	JAX at DEN, Dec. 21	6 REC, 1 TD
144	George Pickens	DAL at LV, Nov. 17	9 REC, 1 TD
144	Jameson Williams	DET vs. GB, Nov. 27	7 REC, 1 TD
143	Zay Flowers	BAL at BUF, Sep. 7	7 REC, 1 TD
143	Tucker Kraft	GB at PIT, Oct. 26	7 REC, 2 TD
142	Wan'Dale Robinson	NYG at DAL, Sep. 14 (OT)	8 REC, 1 TD
142	Kendrick Bourne	SF at LAR, Oct. 2 (OT)	10 REC, 0 TD
142	Kendrick Bourne	SF at TB, Oct. 12	5 REC, 0 TD
142	Michael Wilson	ARI vs. LAR, Dec. 7	11 REC, 2 TD
141	Rashee Rice	KC vs. IND, Nov. 23 (OT)	8 REC, 0 TD
138	Stefon Diggs	NE at BAL, Dec. 21	9 REC, 0 TD
136	Nico Collins	HOU vs. JAX, Nov. 9	7 REC, 0 TD
134	George Pickens	DAL vs. GB, Sep. 28 (OT)	8 REC, 2 TD
134	Trey McBride	ARI at HOU, Dec. 14	12 REC, 2 TD
134	Jameson Williams	DET at LAR, Dec. 14	7 REC, 1 TD
132	Jaxon Smith-Njigba	SEA vs. TB, Oct. 5	8 REC, 1 TD
132	A.J. Brown	PHI vs. CHI, Nov. 28	10 REC, 2 TD

2025 NATIONAL FOOTBALL LEAGUE

100-YARD RECEIVING GAMES

YARDS	PLAYER	GAME	DETAILS
132	Mike Evans	TB vs. ATL, Dec. 11	6 REC, 0 TD
132	Ja'Marr Chase	CIN vs. BAL, Dec. 14	10 REC, 0 TD
131	Calvin Ridley	TEN at ARI, Oct. 5	5 REC, 0 TD
130	Puka Nacua	LAR vs. HOU, Sep. 7	10 REC, 0 TD
130	Tetairoa McMillan	CAR at ATL, Nov. 16 (OT)	8 REC, 2 TD
130	George Pickens	DAL vs. LAC, Dec. 21	7 REC, 1 TD
129	Jaxon Smith-Njigba	SEA at WAS, Nov. 2	8 REC, 0 TD
128	Rome Odunze	CHI at DET, Sep. 14	7 REC, 2 TD
128	Jordan Addison	MIN vs. PHI, Oct. 19	9 REC, 0 TD
127	Brock Bowers	LV vs. JAX, Nov. 2 (OT)	12 REC, 3 TD
127	Trey McBride	ARI at SEA, Nov. 9	9 REC, 1 TD
126	Justin Jefferson	MIN at PIT, Sep. 28	10 REC, 0 TD
126	DK Metcalf	PIT vs. MIN, Sep. 28	5 REC, 1 TD
124	Jaxon Smith-Njigba	SEA vs. SF, Sep. 7	9 REC, 0 TD
124	Tucker Kraft	GB vs. WAS, Sep. 11	6 REC, 1 TD
124	Jalen Nailor	MIN vs. BAL, Nov. 9	5 REC, 1 TD
124	Zay Flowers	BAL vs. PIT, Dec. 7	8 REC, 0 TD
123	Justin Jefferson	MIN at CLE, Oct. 5	7 REC, 0 TD
123	Jaxon Smith-Njigba	SEA vs. HOU, Oct. 20	8 REC, 1 TD
121	A.J. Brown	PHI at MIN, Oct. 19	4 REC, 2 TD
121	Tee Higgins	CIN vs. CHI, Nov. 2	7 REC, 2 TD
121	CeeDee Lamb	DAL at DET, Dec. 4	6 REC, 0 TD
121	Nico Collins	HOU at KC, Dec. 7	4 REC, 0 TD
119	Keenan Allen	LAC vs. IND, Oct. 19	11 REC, 1 TD
119	Jameson Williams	DET at WAS, Nov. 9	6 REC, 1 TD
119	Drake London	ATL vs. CAR, Nov. 16 (OT)	7 REC, 0 TD
118	Courtland Sutton	DEN at LAC, Sep. 21	6 REC, 1 TD
118	Drake London	ATL at NE, Nov. 2	9 REC, 3 TD
118	Colston Loveland	CHI at CIN, Nov. 2	6 REC, 2 TD
118	Michael Wilson	ARI vs. JAX, Nov. 23 (OT)	10 REC, 0 TD
117	Ricky Pearsall	SF vs. ARI, Sep. 21	8 REC, 0 TD
115	Amon-Ra St. Brown	DET vs. CHI, Sep. 14	9 REC, 3 TD
115	Alec Pierce	IND at PIT, Nov. 2	6 REC, 0 TD
115	Michael Pittman	IND at PIT, Nov. 2	9 REC, 0 TD
115	Emeka Egbuka	TB vs. NE, Nov. 9	6 REC, 1 TD
115	Trey McBride	ARI vs. SF, Nov. 16	10 REC, 1 TD
115	Hunter Henry	NE at CIN, Nov. 23	7 REC, 1 TD
115	Ryan Flournoy	DAL at DET, Dec. 4	9 REC, 1 TD
115	George Kittle	SF at IND, Dec. 22	7 REC, 1 TD
114	Jordan Addison	MIN at PIT, Sep. 28	4 REC, 0 TD
114	Ryan Flournoy	DAL at NYJ, Oct. 5	6 REC, 0 TD

2025 NATIONAL FOOTBALL LEAGUE

100-YARD RECEIVING GAMES

YARDS	PLAYER	GAME	DETAILS
114	Rashid Shaheed	NO vs. NYG, Oct. 5	4 REC, 1 TD
114	DeVonta Smith	PHI vs. DEN, Oct. 5	8 REC, 0 TD
114	Rome Odunze	CHI at BAL, Oct. 26	7 REC, 0 TD
114	Harold Fannin Jr.	CLE vs. TEN, Dec. 7	8 REC, 1 TD
113	Jaxon Smith-Njigba	SEA vs. IND, Dec. 14	7 REC, 0 TD
113	Courtland Sutton	DEN vs. GB, Dec. 14	7 REC, 1 TD
112	Keon Coleman	BUF vs. BAL, Sep. 7	8 REC, 1 TD
112	CeeDee Lamb	DAL vs. NYG, Sep. 14 (OT)	9 REC, 0 TD
112	Puka Nacua	LAR at PHI, Sep. 21	11 REC, 0 TD
112	CeeDee Lamb	DAL vs. KC, Nov. 27	7 REC, 1 TD
111	Pat Freiermuth	PIT at CIN, Oct. 16	5 REC, 2 TD
111	Ja'Marr Chase	CIN vs. CHI, Nov. 2	6 REC, 0 TD
111	CeeDee Lamb	DAL vs. MIN, Dec. 14	6 REC, 0 TD
110	CeeDee Lamb	DAL at PHI, Sep. 4	7 REC, 0 TD
110	Drake London	ATL vs. WAS, Sep. 28	8 REC, 1 TD
110	Ja'Marr Chase	CIN vs. DET, Oct. 5	6 REC, 2 TD
110	Jaylen Waddle	MIA at CAR, Oct. 5	6 REC, 1 TD
110	Dallas Goedert	PHI at NYG, Oct. 9	9 REC, 1 TD
110	CeeDee Lamb	DAL vs. WAS, Oct. 19	5 REC, 1 TD
110	Khalil Shakir	BUF at HOU, Nov. 20	8 REC, 0 TD
110	A.J. Brown	PHI at DAL, Nov. 23	8 REC, 1 TD
110	Ja'Marr Chase	CIN at BAL, Nov. 27	7 REC, 0 TD
109	Tyreek Hill	MIA vs. NE, Sep. 14	6 REC, 0 TD
109	A.J. Brown	PHI vs. LAR, Sep. 21	6 REC, 1 TD
109	Ja'Marr Chase	CIN at MIA, Dec. 21	9 REC, 0 TD
108	Ricky Pearsall	SF at SEA, Sep. 7	4 REC, 0 TD
108	Jameson Williams	DET vs. CHI, Sep. 14	2 REC, 1 TD
108	Dalton Kincaid	BUF vs. NE, Oct. 5	6 REC, 0 TD
107	Ladd McConkey	LAC vs. PIT, Nov. 9	4 REC, 1 TD
107	Jahmyr Gibbs	DET at PHI, Nov. 16	5 REC, 0 TD
106	Davante Adams	LAR at TEN, Sep. 14	6 REC, 1 TD
106	Bijan Robinson	ATL vs. WAS, Sep. 28	4 REC, 0 TD
106	Mack Hollins	NE at TB, Nov. 9	6 REC, 0 TD
106	Zach Ertz	WAS vs. DEN, Nov. 30 (OT)	10 REC, 0 TD
105	Stefon Diggs	NE vs. NYJ, Nov. 13	9 REC, 0 TD
105	Jaxon Smith-Njigba	SEA at LAR, Nov. 16	9 REC, 0 TD
104	Nico Collins	HOU at JAX, Sep. 21	8 REC, 1 TD
104	Drake London	ATL at IND, Nov. 9 (OT)	6 REC, 1 TD
104	Chris Olave	NO at CAR, Nov. 9	5 REC, 1 TD
104	Quentin Johnston	LAC at DAL, Dec. 21	4 REC, 1 TD
103	Kayshon Boutte	NE vs. LV, Sep. 7	6 REC, 0 TD

2025 NATIONAL FOOTBALL LEAGUE

100-YARD RECEIVING GAMES

YARDS	PLAYER	GAME	DETAILS
103	Brock Bowers	LV at NE, Sep. 7	5 REC, 0 TD
103	Jaxon Smith-Njigba	SEA at PIT, Sep. 14	8 REC, 0 TD
102	Bucky Irving	TB vs. PHI, Sep. 28	5 REC, 1 TD
102	Adonai Mitchell	NYJ vs. ATL, Nov. 30	8 REC, 1 TD
101	Luther Burden III	CHI vs. DAL, Sep. 21	3 REC, 1 TD
101	Stefon Diggs	NE vs. CAR, Sep. 28	6 REC, 0 TD
101	Emeka Egbuka	TB vs. PHI, Sep. 28	4 REC, 1 TD
101	Travis Hunter	JAX vs. LAR, Oct. 19	8 REC, 1 TD
101	Dalton Kincaid	BUF vs. KC, Nov. 2	6 REC, 1 TD
100	Bijan Robinson	ATL vs. TB, Sep. 7	6 REC, 1 TD
100	Tetairoa McMillan	CAR at ARI, Sep. 14	6 REC, 0 TD
100	Amon-Ra St. Brown	DET at CIN, Oct. 5	8 REC, 0 TD
100	Ladd McConkey	LAC at MIA, Oct. 12	7 REC, 1 TD
100	DeMario Douglas	NE vs. ATL, Nov. 2	4 REC, 1 TD
100	A.J. Brown	PHI at LAC, Dec. 8 (OT)	6 REC, 0 TD

2025 NATIONAL FOOTBALL LEAGUE

100-YARD RUSHING GAMES

YARDS	PLAYER	GAME	DETAILS
244	Jonathan Taylor	IND vs. ATL, Nov. 9 (OT)	32 ATT, 3 TD
219	Jahmyr Gibbs	DET vs. NYG, Nov. 23 (OT)	15 ATT, 2 TD
216	James Cook	BUF at CAR, Oct. 26	19 ATT, 2 TD
206	Rico Dowdle	CAR vs. MIA, Oct. 5	23 ATT, 1 TD
183	Rico Dowdle	CAR vs. DAL, Oct. 12	30 ATT, 0 TD
176	Kyle Monangai	CHI at CIN, Nov. 2	26 ATT, 0 TD
174	De'Von Achane	MIA vs. BUF, Nov. 9	22 ATT, 2 TD
170	Bijan Robinson	ATL vs. BUF, Oct. 13	19 ATT, 1 TD
169	Derrick Henry	BAL at BUF, Sep. 7	18 ATT, 2 TD
165	Jonathan Taylor	IND vs. DEN, Sep. 14	25 ATT, 0 TD
161	Tony Pollard	TEN at CLE, Dec. 7	25 ATT, 2 TD
153	Jonathan Taylor	IND vs. TEN, Oct. 26	12 ATT, 2 TD
151	David Montgomery	DET at BAL, Sep. 22	12 ATT, 2 TD
150	Saquon Barkley	PHI vs. NYG, Oct. 26	14 ATT, 1 TD
148	TreVeyon Henderson	NE vs. BUF, Dec. 14	14 ATT, 2 TD
147	TreVeyon Henderson	NE at TB, Nov. 9	14 ATT, 2 TD
144	James Cook	BUF at PIT, Nov. 30	32 ATT, 0 TD
143	Travis Etienne	JAX vs. CAR, Sep. 7	16 ATT, 0 TD
143	Bijan Robinson	ATL at MIN, Sep. 14	22 ATT, 0 TD
143	Jaylen Warren	PIT at DET, Dec. 21	14 ATT, 2 TD
142	Jahmyr Gibbs	DET at WAS, Nov. 9	15 ATT, 2 TD
142	Bijan Robinson	ATL at NYJ, Nov. 30	23 ATT, 1 TD
138	Ashton Jeanty	LV vs. CHI, Sep. 28	21 ATT, 1 TD
136	Jahmyr Gibbs	DET vs. TB, Oct. 20	17 ATT, 2 TD
135	Javonte Williams	DAL at NYJ, Oct. 5	16 ATT, 1 TD
134	De'Von Achane	MIA vs. NO, Nov. 30	22 ATT, 1 TD
133	Breece Hall	NYJ at CIN, Oct. 26	18 ATT, 2 TD
132	James Cook	BUF at NYJ, Sep. 14	21 ATT, 2 TD
132	Saquon Barkley	PHI at WAS, Dec. 20	21 ATT, 1 TD
130	Rico Dowdle	CAR at GB, Nov. 2	25 ATT, 2 TD
130	Kyle Monangai	CHI at PHI, Nov. 28	22 ATT, 1 TD
129	Christian McCaffrey	SF vs. ATL, Oct. 19	24 ATT, 2 TD
128	Omarion Hampton	LAC at NYG, Sep. 28	12 ATT, 1 TD
128	De'Von Achane	MIA vs. LAC, Oct. 12	16 ATT, 2 TD
128	Blake Corum	LAR at ARI, Dec. 7	12 ATT, 2 TD
128	Derrick Henry	BAL vs. NE, Dec. 21	18 ATT, 2 TD
128	Ashton Jeanty	LV at HOU, Dec. 21	24 ATT, 1 TD
127	Jaylen Warren	PIT at CIN, Oct. 16	16 ATT, 0 TD
126	Kimani Vidal	LAC vs. LV, Nov. 30	25 ATT, 1 TD
125	D'Andre Swift	CHI at PHI, Nov. 28	18 ATT, 1 TD
124	Travis Etienne	JAX at SF, Sep. 28	19 ATT, 1 TD

2025 NATIONAL FOOTBALL LEAGUE

100-YARD RUSHING GAMES

YARDS	PLAYER	GAME	DETAILS
124	Kimani Vidal	LAC at MIA, Oct. 12	18 ATT, 0 TD
124	D'Andre Swift	CHI vs. NO, Oct. 19	19 ATT, 1 TD
123	Jonathan Taylor	IND vs. ARI, Oct. 12	21 ATT, 1 TD
122	Derrick Henry	BAL vs. LAR, Oct. 12	24 ATT, 0 TD
122	Saquon Barkley	PHI at LAC, Dec. 8 (OT)	20 ATT, 1 TD
120	De'Von Achane	MIA vs. WAS, Nov. 16 (OT)	21 ATT, 0 TD
119	Derrick Henry	BAL at MIA, Oct. 30	19 ATT, 0 TD
117	James Cook	BUF vs. NO, Sep. 28	22 ATT, 1 TD
117	Kimani Vidal	LAC vs. MIN, Oct. 23	23 ATT, 1 TD
117	James Cook	BUF at CLE, Dec. 21	16 ATT, 2 TD
117	Christian McCaffrey	SF at IND, Dec. 22	21 ATT, 0 TD
116	Jordan Mason	MIN vs. CIN, Sep. 21	16 ATT, 2 TD
116	Javonte Williams	DAL vs. WAS, Oct. 19	19 ATT, 1 TD
116	James Cook	BUF at HOU, Nov. 20	17 ATT, 1 TD
114	James Cook	BUF vs. KC, Nov. 2	27 ATT, 0 TD
114	Kyren Williams	LAR vs. NO, Nov. 2	25 ATT, 1 TD
113	Breece Hall	NYJ vs. DAL, Oct. 5	14 ATT, 0 TD
111	Jacory Croskey-Merritt	WAS at LAC, Oct. 5	14 ATT, 2 TD
111	J.K. Dobbins	DEN vs. DAL, Oct. 26	15 ATT, 0 TD
110	Quinshon Judkins	CLE vs. MIN, Oct. 5	23 ATT, 0 TD
108	James Cook	BUF vs. MIA, Sep. 18	19 ATT, 1 TD
108	D'Andre Swift	CHI at WAS, Oct. 13	14 ATT, 0 TD
108	Chase Brown	CIN vs. PIT, Oct. 16	11 ATT, 0 TD
107	Breece Hall	NYJ vs. PIT, Sep. 7	19 ATT, 0 TD
107	Chase Brown	CIN vs. NE, Nov. 23	19 ATT, 0 TD
107	Emanuel Wilson	GB vs. MIN, Nov. 23	28 ATT, 2 TD
107	Jaylen Wright	MIA at NYJ, Dec. 7	24 ATT, 1 TD
107	James Cook	BUF at NE, Dec. 14	22 ATT, 2 TD
106	Christian McCaffrey	SF at NYG, Nov. 2	28 ATT, 1 TD
106	Sean Tucker	TB at BUF, Nov. 16	19 ATT, 2 TD
105	Kenneth Walker III	SEA at PIT, Sep. 14	13 ATT, 1 TD
104	Tank Bigsby	PHI vs. NYG, Oct. 26	9 ATT, 0 TD
104	Bijan Robinson	ATL vs. CAR, Nov. 16 (OT)	23 ATT, 2 TD
104	Kareem Hunt	KC vs. IND, Nov. 23 (OT)	30 ATT, 1 TD
104	Tony Pollard	TEN at SF, Dec. 14	14 ATT, 1 TD
103	Derrick Henry	BAL at CLE, Nov. 16	18 ATT, 1 TD
102	Jonathan Taylor	IND at TEN, Sep. 21	17 ATT, 3 TD
102	Tony Pollard	TEN vs. KC, Dec. 21	21 ATT, 0 TD
101	J.K. Dobbins	DEN vs. CIN, Sep. 29	16 ATT, 0 TD
101	Jawhar Jordan	HOU vs. ARI, Dec. 14	15 ATT, 0 TD
100	Derrick Henry	BAL at CIN, Dec. 14	11 ATT, 0 TD

2025 NATIONAL FOOTBALL LEAGUE

100-YARD RUSHING GAMES

YARDS	PLAYER	GAME	DETAILS
100	Kenneth Walker III	SEA vs. LAR, Dec. 18 (OT)	11 ATT, 1 TD

2025 NATIONAL FOOTBALL LEAGUE

AFC LEADING PASSERS

RANK	PLAYER	TEAM	ATT	COMP	COMP%	YDS	YPA	TD	TD%	LONG	INT	INT%	RATING
1	Maye	NE	453	321	70.9%	3947	8.71	25	5.5%	72t	8	1.8%	108.5
2	Allen	BUF	425	296	69.6%	3406	8.01	25	5.9%	54t	10	2.4%	103.3
3	L. Jackson	BAL	284	181	63.7%	2311	8.14	18	6.3%	45	6	2.1%	101.4
4	D. Jones	IND	384	261	68.0%	3101	8.08	19	4.9%	75	8	2.1%	100.2
5	Rodgers	PIT	412	275	66.7%	2860	6.94	23	5.6%	80t	7	1.7%	98.2
6	Herbert	LAC	480	319	66.5%	3491	7.27	25	5.2%	60t	12	2.5%	94.7
7	Stroud	HOU	372	243	65.3%	2628	7.06	16	4.3%	57t	6	1.6%	93.6
8	Lawrence	JAX	493	296	60.0%	3489	7.08	26	5.3%	63	11	2.2%	89.9
9	Mahomes	KC	502	315	62.7%	3587	7.15	22	4.4%	61	11	2.2%	89.6
10	Nix	DEN	551	348	63.2%	3608	6.55	24	4.4%	52t	10	1.8%	89.0
11	Tagovailoa	MIA	384	260	67.7%	2660	6.93	20	5.2%	47	15	3.9%	88.5
12	G. Smith	LV	420	282	67.1%	2849	6.78	18	4.3%	61t	15	3.6%	85.7
13	Flacco	CLE-CIN	411	248	60.3%	2455	5.97	15	3.6%	44t	10	2.4%	79.3
14	*C. Ward	TEN	497	299	60.2%	2866	5.77	13	2.6%	47	7	1.4%	79.1

2025 NATIONAL FOOTBALL LEAGUE

AFC LEADING PASSERS, RANKS

PLAYER	TEAM	ATT	COMP	COMP%	YDS	YPA	TD	TD%	INT	INT%	RATING
Maye	NE	6	2	1	1	1	2t	4	5t	4	1
Allen	BUF	7	6t	2	6	4	2t	2	7t	10	2
L. Jackson	BAL	14	14	9	14	2	10t	1	1t	7	3
D. Jones	IND	11t	10	3	7	3	9	8	5t	6	4
Rodgers	PIT	9	9	6	9	9	6	3	3t	3	5
Herbert	LAC	5	3	7	4	5	2t	6t	12	12	6
Stroud	HOU	13	13	8	12	8	12	11	1t	2	7
Lawrence	JAX	4	6t	14	5	7	1	5	10t	9	8
Mahomes	KC	2	4	11	3	6	7	9	10t	8	9
Nix	DEN	1	1	10	2	12	5	10	7t	5	10
Tagovailoa	MIA	11t	11	4	11	10	8	6t	13t	14	11
G. Smith	LV	8	8	5	10	11	10t	12	13t	13	12
Flacco	CLE-CIN	10	12	12	13	13	13	13	7t	11	13
*C. Ward	TEN	3	5	13	8	14	14	14	3t	1	14

2025 NATIONAL FOOTBALL LEAGUE

AFC FOURTH-QUARTER PASSING LEADERS

RANK	PLAYER	TEAM	ATT	COMP	COMP%	YDS	YPA	TD	TD%	INT	INT%	RATING
1	Browning	CIN	38	27	71.1%	288	7.58	4	10.5%	1	2.6%	117.0
2	Allen	BUF	124	87	70.2%	1114	8.98	8	6.5%	2	1.6%	112.8
3	G. Smith	LV	111	84	75.7%	877	7.90	7	6.3%	2	1.8%	111.6
4	Rodgers	PIT	103	72	69.9%	682	6.62	8	7.8%	2	1.9%	105.7
5	Fields	NYJ	66	42	63.6%	454	6.88	4	6.1%	0	0.0%	104.0
6	L. Jackson	BAL	66	39	59.1%	530	8.03	4	6.1%	1	1.5%	98.7
7	Stroud	HOU	93	58	62.4%	626	6.73	7	7.5%	2	2.2%	98.2
8	Maye	NE	105	70	66.7%	817	7.78	3	2.9%	1	1.0%	95.6
9	D. Jones	IND	77	48	62.3%	514	6.68	4	5.2%	2	2.6%	88.3
10	Burrow	CIN	39	28	71.8%	300	7.69	3	7.7%	3	7.7%	87.6
11	Herbert	LAC	107	67	62.6%	709	6.63	4	3.7%	2	1.9%	86.5
12	Tagovailoa	MIA	109	75	68.8%	787	7.22	7	6.4%	7	6.4%	84.2
13	Nix	DEN	161	96	59.6%	1042	6.47	7	4.3%	4	2.5%	82.9
14	Mahomes	KC	122	65	53.3%	903	7.40	8	6.6%	5	4.1%	82.1
15	*C. Ward	TEN	185	118	63.8%	1039	5.62	6	3.2%	4	2.2%	80.4
16	D. Mills	HOU	50	27	54.0%	237	4.74	2	4.0%	0	0.0%	80.2
17	T. Taylor	NYJ	59	35	59.3%	360	6.10	3	5.1%	2	3.4%	79.8
18	*S. Sanders	CLE	65	38	58.5%	380	5.85	2	3.1%	1	1.5%	79.0
19	*Gabriel	CLE	63	35	55.6%	282	4.48	2	3.2%	0	0.0%	77.6
20	Flacco	CLE-CIN	154	89	57.8%	870	5.65	5	3.2%	3	1.9%	76.5
21	Lawrence	JAX	109	57	52.3%	666	6.11	5	4.6%	3	2.8%	74.9
22	*Cook	NYJ	46	26	56.5%	246	5.35	0	0.0%	4	8.7%	35.2

2025 NATIONAL FOOTBALL LEAGUE

AFC THIRD-DOWN PASSING LEADERS

RANK	PLAYER	TEAM	ATT	COMP	COMP%	YDS	YPA	TD	TD%	INT	INT%	RATING
1	Stroud	HOU	101	65	64.4%	683	6.76	7	6.9%	1	1.0%	102.9
2	Allen	BUF	98	66	67.3%	858	8.76	5	5.1%	3	3.1%	98.9
3	Rodgers	PIT	113	72	63.7%	818	7.24	7	6.2%	2	1.8%	98.6
4	D. Jones	IND	84	55	65.5%	744	8.86	2	2.4%	1	1.2%	96.5
5	Maye	NE	120	74	61.7%	1080	9.00	6	5.0%	5	4.2%	90.3
6	Nix	DEN	153	92	60.1%	1069	6.99	7	4.6%	3	2.0%	88.4
7	Lawrence	JAX	118	68	57.6%	1008	8.54	5	4.2%	5	4.2%	82.2
8	G. Smith	LV	110	70	63.6%	821	7.46	4	3.6%	5	4.5%	79.4
9	L. Jackson	BAL	73	38	52.1%	505	6.92	3	4.1%	2	2.7%	76.6
10	Herbert	LAC	130	75	57.7%	901	6.93	8	6.2%	8	6.2%	73.9
11	*C. Ward	TEN	130	69	53.1%	809	6.22	2	1.5%	3	2.3%	67.8
12	Mahomes	KC	112	61	54.5%	757	6.76	4	3.6%	6	5.4%	65.2
13	Flacco	CLE-CIN	104	54	51.9%	629	6.05	1	1.0%	3	2.9%	61.7
14	Tagovailoa	MIA	88	50	56.8%	614	6.98	2	2.3%	6	6.8%	57.7

2025 NATIONAL FOOTBALL LEAGUE

AFC LEADING RUSHERS

RANK	PLAYER	TEAM	ATT	YDS	AVG	LONG	TD
1	Cook	BUF	287	1532	5.3	64t	12
2	Taylor	IND	288	1489	5.2	83t	17
3	Achane	MIA	220	1267	5.8	59t	8
4	Henry	BAL	251	1253	5.0	59	12
5	Etienne	JAX	229	999	4.4	71	7
6	Hall	NYJ	229	954	4.2	35	3
7	Pollard	TEN	210	949	4.5	65t	5
8	C. Brown	CIN	197	846	4.3	37	4
9t	*Jeanty	LV	224	828	3.7	64t	5
9t	J. Warren	PIT	185	828	4.5	45t	6
11	*Judkins	CLE	230	827	3.6	46t	7
12	*Henderson	NE	148	776	5.2	69t	7
13	Dobbins	DEN	153	772	5.0	41	4
14	Vidal	LAC	152	631	4.2	59t	3
15	*Marks	HOU	167	584	3.5	23	2
16	Hunt	KC	151	559	3.7	33	8
17	Allen (QB)	BUF	105	552	5.3	40t	12
18	*Hampton	LAC	110	516	4.7	54t	3
19	Chubb	HOU	121	505	4.2	30	3
20	Gainwell	PIT	102	501	4.9	55	4
21	*Harvey	DEN	117	469	4.0	50	7
22	Herbert (QB)	LAC	77	461	6.0	41	2
23	Pacheco	KC	109	430	3.9	16	1
24	Stevenson	NE	115	425	3.7	22	4
25	Mahomes (QB)	KC	64	422	6.6	22	5
26	Maye (QB)	NE	95	387	4.1	28	4
27	Fields (QB)	NYJ	71	383	5.4	43t	4
28	L. Jackson (QB)	BAL	63	340	5.4	19	2
29	Perine	CIN	73	335	4.6	32t	2
30	Lawrence (QB)	JAX	72	322	4.5	21	7
31	Mitchell	BAL	48	308	6.4	55	1
32	*Tuten	JAX	78	284	3.6	15	4
33	Nix (QB)	DEN	66	265	4.0	25	4
34	Spears	TEN	63	263	4.2	41	2
35	Davis	NYJ	40	225	5.6	50	1
36	Wright	MIA	52	209	4.0	18	2
37	Stroud (QB)	HOU	42	204	4.9	30	0
38	*Gordon	MIA	61	190	3.1	20	3
39	D. Jones (QB)	IND	45	164	3.6	19	5
40	J. Jordan	HOU	30	154	5.1	50	0
41	Ty Johnson	BUF	32	149	4.7	23	2
42	T. Taylor (QB)	NYJ	27	143	5.3	15	1
43	*C. Ward (QB)	TEN	35	138	3.9	20	1
44	Patterson	LAC	32	129	4.0	22	1
45	*S. Sanders (QB)	CLE	14	123	8.8	16	1
46	R. Davis	BUF	36	120	3.3	15	0
47	*Sampson	CLE	44	116	2.6	26	0
48	Corley (WR)	CLE	10	109	10.9	31	0
49	G. Smith (QB)	LV	40	108	2.7	20	0
50t	Gibson	NE	25	106	4.2	21	1
50t	McLaughlin	DEN	24	106	4.4	16	1

2025 NATIONAL FOOTBALL LEAGUE

AFC THIRD-AND-ONE RUSHING LEADERS

RANK	PLAYER	TEAM	ATT	FD	PCT
1t	Hall	NYJ	7	7	100.0%
1t	D. Jones (QB)	IND	7	7	100.0%
1t	Vidal	LAC	4	4	100.0%
4	J. Warren	PIT	11	10	90.9%
5	Herbert (QB)	LAC	10	9	90.0%
6	Fields (QB)	NYJ	9	8	88.9%
7	Lawrence (QB)	JAX	8	7	87.5%
8	Nix (QB)	DEN	7	6	85.7%
9	Allen (QB)	BUF	13	11	84.6%
10	C. Brown	CIN	6	5	83.3%
11	Hunt	KC	22	18	81.8%
12	Taylor	IND	8	6	75.0%
13t	Andrews (TE)	BAL	7	5	71.4%
13t	*Gordon	MIA	7	5	71.4%
13t	Perine	CIN	7	5	71.4%
16t	*Hampton	LAC	6	4	66.7%
16t	Maye (QB)	NE	6	4	66.7%
18	Henry	BAL	11	7	63.6%
19	G. Smith (QB)	LV	8	5	62.5%
20	*Judkins	CLE	13	8	61.5%
21	*Marks	HOU	9	5	55.6%
22t	*Jeanty	LV	9	4	44.4%
22t	Stevenson	NE	9	4	44.4%

2025 NATIONAL FOOTBALL LEAGUE

AFC LEADERS IN RECEPTIONS

RANK	PLAYER	TEAM	REC	YDS	AVG	LONG	TD
1	Chase	CIN	110	1256	11.4	64t	5
2	Flowers	BAL	78	1043	13.4	56	2
3t	Diggs	NE	76	869	11.4	33	3
3t	Pittman	IND	76	757	10.0	27t	7
5	Schultz (TE)	HOU	75	685	9.1	47	3
6	Allen	LAC	73	724	9.9	31	4
7	*Fannin (TE)	CLE	70	701	10.0	35	5
8	Sutton	DEN	69	972	14.1	52t	7
9t	Collins	HOU	68	1060	15.6	57t	6
9t	Kelce (TE)	KC	68	803	11.8	44	5
11t	*Warren (TE)	IND	66	748	11.3	41	4
11t	Shakir	BUF	66	684	10.4	54t	4
13	McConkey	LAC	65	758	11.7	58	6
14t	Waddle	MIA	64	910	14.2	46t	6
14t	Meyers	LV-JAX	64	752	11.8	50	3
14t	Bowers (TE)	LV	64	680	10.6	38	7
14t	Achane (RB)	MIA	64	459	7.2	29t	4
18t	Gainwell (RB)	PIT	62	410	6.6	45t	3
18t	C. Brown (RB)	CIN	62	379	6.1	23	4
20	Franklin	DEN	61	692	11.3	48	6
21	Metcalf	PIT	59	850	14.4	80t	6
22	Rice	KC	53	571	10.8	47	5
23t	Henry (TE)	NE	52	663	12.8	36	6
23t	Downs	IND	52	471	9.1	34	4
25	Okonkwo (TE)	TEN	51	503	9.9	39	1
26t	Tucker	LV	50	617	12.3	61t	5
26t	*Jeanty (RB)	LV	50	326	6.5	60t	5
28	Higgins	CIN	49	720	14.7	44t	10
29t	Johnston	LAC	46	637	13.8	60t	8
29t	Hollins	NE	46	550	12.0	54	2
31t	Washington	JAX	45	645	14.3	63	4
31t	Brown	KC	45	516	11.5	49	5
33t	*Gadsden (TE)	LAC	44	609	13.8	53	2
33t	*M. Taylor (TE)	NYJ	44	369	8.4	27	1
35t	Pierce	IND	43	871	20.3	50	4
35t	Jeudy	CLE	43	531	12.3	60t	2
35t	Engram (TE)	DEN	43	395	9.2	41	1
35t	*Helm (TE)	TEN	43	356	8.3	34t	2
39t	Worthy	KC	42	532	12.7	42	1
39t	Andrews (TE)	BAL	42	380	9.0	27t	5
39t	M. Washington	MIA	42	307	7.3	28	2
42t	B. Thomas	JAX	41	619	15.1	46	2
42t	Taylor (RB)	IND	41	351	8.6	43	2
42t	*Dike	TEN	41	341	8.3	38t	4
42t	*Harvey (RB)	DEN	41	318	7.8	32	4
46t	Strange (TE)	JAX	37	434	11.7	30	2
46t	*Higgins	HOU	37	414	11.2	28	4
46t	Spears (RB)	TEN	37	256	6.9	34	0
49t	Kincaid (TE)	BUF	36	523	14.5	47	5
49t	Wilson	NYJ	36	395	11.0	33t	4
49t	Coleman	BUF	36	355	9.9	35t	4

2025 NATIONAL FOOTBALL LEAGUE

AFC RECEIVING YARDAGE LEADERS

RANK	PLAYER	TEAM	YDS	REC	AVG	LONG	TD
1	Chase	CIN	1256	110	11.4	64t	5
2	Collins	HOU	1060	68	15.6	57t	6
3	Flowers	BAL	1043	78	13.4	56	2
4	Sutton	DEN	972	69	14.1	52t	7
5	Waddle	MIA	910	64	14.2	46t	6
6	Pierce	IND	871	43	20.3	50	4
7	Diggs	NE	869	76	11.4	33	3
8	Metcalf	PIT	850	59	14.4	80t	6
9	Kelce (TE)	KC	803	68	11.8	44	5
10	McConkey	LAC	758	65	11.7	58	6
11	Pittman	IND	757	76	10.0	27t	7
12	Meyers	LV-JAX	752	64	11.8	50	3
13	*Warren (TE)	IND	748	66	11.3	41	4
14	Allen	LAC	724	73	9.9	31	4
15	Higgins	CIN	720	49	14.7	44t	10
16	*Fannin (TE)	CLE	701	70	10.0	35	5
17	Franklin	DEN	692	61	11.3	48	6
18	Schultz (TE)	HOU	685	75	9.1	47	3
19	Shakir	BUF	684	66	10.4	54t	4
20	Bowers (TE)	LV	680	64	10.6	38	7
21	Henry (TE)	NE	663	52	12.8	36	6
22	Washington	JAX	645	45	14.3	63	4
23	Johnston	LAC	637	46	13.8	60t	8
24	B. Thomas	JAX	619	41	15.1	46	2
25	Tucker	LV	617	50	12.3	61t	5
26	*Gadsden (TE)	LAC	609	44	13.8	53	2
27	Rice	KC	571	53	10.8	47	5
28	Hollins	NE	550	46	12.0	54	2
29	Worthy	KC	532	42	12.7	42	1
30	Jeudy	CLE	531	43	12.3	60t	2
31	Boutte	NE	527	31	17.0	39t	6
32	Kincaid (TE)	BUF	523	36	14.5	47	5
33	Brown	KC	516	45	11.5	49	5
34	Okonkwo (TE)	TEN	503	51	9.9	39	1
35	Downs	IND	471	52	9.1	34	4
36	Achane (RB)	MIA	459	64	7.2	29t	4
37	Thornton	KC	438	19	23.1	61	3
38	Strange (TE)	JAX	434	37	11.7	30	2
39	A. Mitchell	IND-NYJ	431	30	14.4	75	2
40	*Ayomanor	TEN	428	34	12.6	33	3
41	*Higgins	HOU	414	37	11.2	28	4
42	Gainwell (RB)	PIT	410	62	6.6	45t	3
43	Douglas	NE	408	28	14.6	58	3
44t	Engram (TE)	DEN	395	43	9.2	41	1
44t	Wilson	NYJ	395	36	11.0	33t	4
46	Iosivas	CIN	384	27	14.2	37	2
47	Andrews (TE)	BAL	380	42	9.0	27t	5
48	C. Brown (RB)	CIN	379	62	6.1	23	4
49	Freiermuth (TE)	PIT	372	35	10.6	68t	4
50	*M. Taylor (TE)	NYJ	369	44	8.4	27	1

2025 NATIONAL FOOTBALL LEAGUE

AFC THIRD-DOWN RECEIVING LEADERS

RANK	PLAYER	TEAM	REC	YDS	AVG	LONG	TD
1	Allen	LAC	30	320	10.7	31	1
2	Sutton	DEN	26	394	15.2	34	3
3	Chase	CIN	25	322	12.9	64t	2
4	Schultz (TE)	HOU	22	219	10.0	20	2
5t	Diggs	NE	20	240	12.0	33	1
5t	Meyers	LV-JAX	20	198	9.9	25	2
5t	Gainwell (RB)	PIT	20	115	5.8	20	0
8t	Downs	IND	19	206	10.8	34	2
8t	Shakir	BUF	19	160	8.4	44	0
10t	Collins	HOU	18	211	11.7	24	2
10t	Pittman	IND	18	153	8.5	14	0
12	Flowers	BAL	17	237	13.9	39	0
13	*Fannin (TE)	CLE	16	175	10.9	24	0
14t	Washington	JAX	15	317	21.1	63	2
14t	Higgins	CIN	15	222	14.8	42t	2
14t	Henry (TE)	NE	15	161	10.7	18	0
17	Jeudy	CLE	14	163	11.6	26	0
18t	Mims	DEN	13	137	10.5	31	0
18t	*Dike	TEN	13	129	9.9	25	1
18t	Lockett	TEN-LV	13	129	9.9	33	0
18t	Bowers (TE)	LV	13	121	9.3	31	1
22t	Metcalf	PIT	12	203	16.9	39	2
22t	Waddle	MIA	12	168	14.0	45	0
22t	McConkey	LAC	12	157	13.1	58	2
22t	*Higgins	HOU	12	137	11.4	24t	2
22t	M. Washington	MIA	12	111	9.3	19	0
22t	*Harvey (RB)	DEN	12	86	7.2	16	2
28t	B. Thomas	JAX	11	198	18.0	39	0
28t	Kincaid (TE)	BUF	11	168	15.3	24	1
28t	Kelce (TE)	KC	11	146	13.3	28	2
28t	Okonkwo (TE)	TEN	11	109	9.9	39	0
28t	*Warren (TE)	IND	11	102	9.3	19	1
28t	Achane (RB)	MIA	11	98	8.9	24	1
28t	Smith (TE)	PIT	11	92	8.4	21	1
28t	Andrews (TE)	BAL	11	79	7.2	14t	1
28t	*M. Taylor (TE)	NYJ	11	78	7.1	13	0
37t	A. Mitchell	IND-NYJ	10	150	15.0	75	0
37t	Franklin	DEN	10	131	13.1	35	1
37t	Freiermuth (TE)	PIT	10	101	10.1	20	2
37t	Kirk	HOU	10	86	8.6	21	0
41t	Tucker	LV	9	183	20.3	37	1
41t	Iosivas	CIN	9	162	18.0	37	1
41t	Johnston	LAC	9	140	15.6	37	1
41t	Austin	PIT	9	119	13.2	31	1
41t	Hopkins	BAL	9	108	12.0	29	0
41t	Njoku (TE)	CLE	9	90	10.0	23	2
41t	Engram (TE)	DEN	9	87	9.7	16	0
41t	Wilson	NYJ	9	75	8.3	16	1
41t	Rice	KC	9	62	6.9	11	0
41t	*Noel	HOU	9	51	5.7	12	0

2025 NATIONAL FOOTBALL LEAGUE

AFC LEADING SCORERS (NON-KICKING)

RANK	PLAYER	TEAM	POS	TOUCHDOWNS					X2	PTS
				TOTAL	RUSH	REC	RET	KOREC		
1	Taylor	IND	RB	19	17	2	0	0	1	116
2	Cook	BUF	RB	14	12	2	0	0	0	84
3	Etienne	JAX	RB	13	7	6	0	0	0	78
4t	Achane	MIA	RB	12	8	4	0	0	0	72
4t	Allen	BUF	QB	12	12	0	0	0	0	72
4t	Henry	BAL	RB	12	12	0	0	0	0	72
7	*Harvey	DEN	RB	11	7	4	0	0	0	66
8	Higgins	CIN	WR	10	0	10	0	0	1	62
9	*Jeanty	LV	RB	10	5	5	0	0	0	60
10	Hunt	KC	RB	9	8	1	0	0	0	54
11	C. Brown	CIN	RB	8	4	4	0	0	1	50
12t	*Henderson	NE	RB	8	7	1	0	0	0	48
12t	Johnston	LAC	WR	8	0	8	0	0	0	48
12t	J. Warren	PIT	RB	8	6	2	0	0	0	48
15t	Bowers	LV	TE	7	0	7	0	0	1	44
15t	Collins	HOU	WR	7	1	6	0	0	1	44
15t	*Judkins	CLE	RB	7	7	0	0	0	1	44
15t	Lawrence	JAX	QB	7	7	0	0	0	1	44
15t	Pittman	IND	WR	7	0	7	0	0	1	44
15t	Sutton	DEN	WR	7	0	7	0	0	1	44
21t	Franklin	DEN	WR	6	0	6	0	0	3	42
21t	Gainwell	PIT	RB	7	4	3	0	0	0	42
21t	Metcalf	PIT	WR	7	1	6	0	0	0	42
24	Rice	KC	WR	6	1	5	0	0	1	38
25t	Andrews	BAL	TE	6	1	5	0	0	0	36
25t	Boutte	NE	WR	6	0	6	0	0	0	36
25t	*Dike	TEN	WR	6	0	4	2	0	0	36
25t	*Fannin	CLE	TE	6	1	5	0	0	0	36
25t	Henry	NE	TE	6	0	6	0	0	0	36
25t	*Marks	HOU	RB	6	2	3	1	0	0	36
25t	McConkey	LAC	WR	6	0	6	0	0	0	36
25t	*Tuten	JAX	RB	6	4	2	0	0	0	36
25t	Waddle	MIA	WR	6	0	6	0	0	0	36
25t	Waller	MIA	TE	6	0	6	0	0	0	36
25t	Washington	JAX	WR	6	0	4	2	0	0	36
36	Kelce	KC	TE	5	0	5	0	0	1	32
37t	Brown	KC	WR	5	0	5	0	0	0	30
37t	Chase	CIN	WR	5	0	5	0	0	0	30
37t	D. Jones	IND	QB	5	5	0	0	0	0	30
37t	Kincaid	BUF	TE	5	0	5	0	0	0	30
37t	Mahomes	KC	QB	5	5	0	0	0	0	30
37t	Pollard	TEN	RB	5	5	0	0	0	0	30
37t	Tucker	LV	WR	5	0	5	0	0	0	30
37t	*Warren	IND	TE	5	1	4	0	0	0	30
45t	Fields	NYJ	QB	4	4	0	0	0	2	28
45t	Stevenson	NE	RB	4	4	0	0	0	2	28

2025 NATIONAL FOOTBALL LEAGUE

AFC LEADING SCORERS (NON-KICKING)

RANK	PLAYER	TEAM	POS	TOUCHDOWNS					X2	PTS
				TOTAL	RUSH	REC	RET	KOREC		
47	Maye	NE	QB	4	4	0	0	0	1	26
48t	Allen	LAC	WR	4	0	4	0	0	0	24
48t	Coleman	BUF	WR	4	0	4	0	0	0	24
48t	Dobbins	DEN	RB	4	4	0	0	0	0	24
48t	Downs	IND	WR	4	0	4	0	0	0	24
48t	Freiermuth	PIT	TE	4	0	4	0	0	0	24
48t	*Gordon	MIA	RB	4	3	1	0	0	0	24
48t	Hall	NYJ	RB	4	3	1	0	0	0	24
48t	*Hampton	LAC	RB	4	3	1	0	0	0	24
48t	*Higgins	HOU	WR	4	0	4	0	0	0	24
48t	Nix	DEN	QB	4	4	0	0	0	0	24
48t	Njoku	CLE	TE	4	0	4	0	0	0	24
48t	Pierce	IND	WR	4	0	4	0	0	0	24
48t	Shakir	BUF	WR	4	0	4	0	0	0	24
48t	Vidal	LAC	RB	4	3	1	0	0	0	24
48t	M. Washington	MIA	WR	4	1	2	1	0	0	24
48t	Wilson	NYJ	WR	4	0	4	0	0	0	24

2025 NATIONAL FOOTBALL LEAGUE

AFC LEADING SCORERS (KICKING)

RANK	PLAYER	TEAM	PAT	FG	FG%	LONG	PTS
1	Dicker	LAC	33/33	36/38	94.7%	59	141
2	Fairbairn	HOU	24/24	36/40	90.0%	57	132
3	*Borregales	NE	42/44	26/29	89.7%	53	120
4	C. Little	JAX	43/44	25/29	86.2%	68	118
5	*Loop	BAL	36/38	27/30	90.0%	52	117
6	Butker	KC	30/34	27/32	84.4%	59	111
7t	Boswell	PIT	40/40	23/27	85.2%	60	109
7t	McPherson	CIN	37/37	24/27	88.9%	63	109
9	Patterson	MIA	31/32	24/26	92.3%	54	103
10t	Folk	NYJ	21/21	27/28	96.4%	58	102
10t	Lutz	DEN	36/36	22/26	84.6%	57	102
12	Prater	BUF	43/46	18/20	90.0%	52	97
13t	Grupe	NO-IND	20/20	25/33	75.8%	60	95
13t	Slye	TEN	23/24	24/30	80.0%	57	95
15	Szmyt	CLE	22/23	20/23	87.0%	55	82
16	Carlson	LV	20/21	17/22	77.3%	54	71
17t	Badgley	IND-BUF	20/24	11/12	91.7%	53	53
17t	Shrader	IND	14/14	13/14	92.9%	52	53
19	Wright	TEN-WAS-HOU	4/4	5/5	100.0%	46	19

2025 NATIONAL FOOTBALL LEAGUE

AFC TOUCHBACKS ON KICKOFFS

RANK	PLAYER	TEAM	TB
1	C. Little	JAX	28
2	Borregales	NE	18
3t	Fairbairn	HOU	16
3t	Lutz	DEN	16
5	Slye	TEN	15
6	Dicker	LAC	14
7t	Butker	KC	11
7t	Patterson	MIA	11
7t	Szmyt	CLE	11
10	Prater	BUF	10
11t	Grupe	NO-IND	9
11t	McPherson	CIN	9
13	Loop	BAL	8
14	Folk	NYJ	6
15t	Boswell	PIT	5
15t	Carlson	LV	5
17	McNamara	NYJ	3
18t	Sanchez	IND	2
18t	Shrader	IND	2
18t	Wright	TEN-WAS-HOU	2
21	Badgley	IND-BUF	1

2025 NATIONAL FOOTBALL LEAGUE

AFC MOST YARDS FROM SCRIMMAGE

RANK	PLAYER	TEAM	POS	TOTAL			RUSHING			RECEIVING		
				YDS	PLAYS	AVG	YDS	ATT	AVG	YDS	ATT	AVG
1	Taylor	IND	RB	1840	329	5.6	1489	288	5.2	351	41	8.6
2	Cook	BUF	RB	1820	319	5.7	1532	287	5.3	288	32	9.0
3	Achane	MIA	RB	1726	284	6.1	1267	220	5.8	459	64	7.2
4	Henry	BAL	RB	1403	266	5.3	1253	251	5.0	150	15	10.0
5	Hall	NYJ	RB	1286	263	4.9	954	229	4.2	332	34	9.8
6	Chase	CIN	WR	1270	113	11.2	14	3	4.7	1256	110	11.4
7	Etienne	JAX	RB	1269	262	4.8	999	229	4.4	270	33	8.2
8	C. Brown	CIN	RB	1225	259	4.7	846	197	4.3	379	62	6.1
9	*Jeanty	LV	RB	1154	274	4.2	828	224	3.7	326	50	6.5
10t	Pollard	TEN	RB	1128	238	4.7	949	210	4.5	179	28	6.4
10t	J. Warren	PIT	RB	1128	220	5.1	828	185	4.5	300	35	8.6
12	Flowers	BAL	WR	1105	88	12.6	62	10	6.2	1043	78	13.4
13	Collins	HOU	WR	1075	70	15.4	15	2	7.5	1060	68	15.6
14	*Judkins	CLE	RB	998	256	3.9	827	230	3.6	171	26	6.6
15	*Henderson	NE	RB	997	183	5.4	776	148	5.2	221	35	6.3
16	Sutton	DEN	WR	972	69	14.1	0	0	---	972	69	14.1
17	Waddle	MIA	WR	931	65	14.3	21	1	21.0	910	64	14.2
18	Gainwell	PIT	RB	911	164	5.6	501	102	4.9	410	62	6.6
19	Pierce	IND	WR	871	43	20.3	0	0	---	871	43	20.3
20	Diggs	NE	WR	869	76	11.4	0	0	---	869	76	11.4
21	Metcalf	PIT	WR	862	61	14.1	12	2	6.0	850	59	14.4
22	Dobbins	DEN	RB	809	164	4.9	772	153	5.0	37	11	3.4
23	Kelce	KC	TE	804	69	11.7	1	1	1.0	803	68	11.8
24	*Marks	HOU	RB	788	188	4.2	584	167	3.5	204	21	9.7
25	*Harvey	DEN	RB	787	158	5.0	469	117	4.0	318	41	7.8
26	Vidal	LAC	RB	769	167	4.6	631	152	4.2	138	15	9.2
27	Meyers	LV-JAX	WR	765	69	11.1	13	5	2.6	752	64	11.8
28	McConkey	LAC	WR	758	65	11.7	0	0	---	758	65	11.7
29	Pittman	IND	WR	757	76	10.0	0	0	---	757	76	10.0
30	*Warren	IND	TE	756	72	10.5	8	6	1.3	748	66	11.3
31	Allen	LAC	WR	724	73	9.9	0	0	---	724	73	9.9
32	Higgins	CIN	WR	720	49	14.7	0	0	---	720	49	14.7
33	*Fannin	CLE	TE	714	77	9.3	13	7	1.9	701	70	10.0
34	Franklin	DEN	WR	704	66	10.7	12	5	2.4	692	61	11.3
35	Stevenson	NE	RB	693	140	5.0	425	115	3.7	268	25	10.7
36	Shakir	BUF	WR	689	67	10.3	5	1	5.0	684	66	10.4
37	Schultz	HOU	TE	685	75	9.1	0	0	---	685	75	9.1
38	Bowers	LV	TE	682	66	10.3	2	2	1.0	680	64	10.6
39	Hunt	KC	RB	681	166	4.1	559	151	3.7	122	15	8.1
40	*Hampton	LAC	RB	677	134	5.1	516	110	4.7	161	24	6.7
41	Tucker	LV	WR	664	58	11.4	47	8	5.9	617	50	12.3
42	Henry	NE	TE	663	52	12.8	0	0	---	663	52	12.8
43	Washington	JAX	WR	650	51	12.7	5	6	0.8	645	45	14.3
44	Johnston	LAC	WR	644	48	13.4	7	2	3.5	637	46	13.8
45	B. Thomas	JAX	WR	640	44	14.5	21	3	7.0	619	41	15.1
46	Worthy	KC	WR	618	52	11.9	86	10	8.6	532	42	12.7
47	*Gadsden	LAC	TE	609	44	13.8	0	0	---	609	44	13.8
48	Rice	KC	WR	591	58	10.2	20	5	4.0	571	53	10.8
49	Chubb	HOU	RB	572	134	4.3	505	121	4.2	67	13	5.2
50	Hollins	NE	WR	554	47	11.8	4	1	4.0	550	46	12.0

2025 NATIONAL FOOTBALL LEAGUE

AFC LEADERS IN FIRST DOWNS

RANK	PLAYER	TEAM	POS	TOTAL	RUSH	REC
1	Taylor	IND	RB	91	77	14
2	Cook	BUF	RB	75	64	11
3	Achane	MIA	RB	73	51	22
4	Hall	NYJ	RB	65	53	12
5	Henry	BAL	RB	64	60	4
6	Chase	CIN	WR	62	0	62
7	C. Brown	CIN	RB	61	45	16
8	Hunt	KC	RB	58	50	8
9t	*Judkins	CLE	RB	57	50	7
9t	J. Warren	PIT	RB	57	45	12
11	Etienne	JAX	RB	55	43	12
12	Pollard	TEN	RB	50	41	9
13t	Gainwell	PIT	RB	49	32	17
13t	*Jeanty	LV	RB	49	37	12
13t	Sutton	DEN	WR	49	0	49
13t	Waddle	MIA	WR	49	1	48
17t	Allen	LAC	WR	46	0	46
17t	Collins	HOU	WR	46	1	45
19t	Diggs	NE	WR	45	0	45
19t	Flowers	BAL	WR	45	3	42
19t	Pittman	IND	WR	45	0	45
22	*Henderson	NE	RB	44	37	7
23	Allen	BUF	QB	43	43	0
24	Kelce	KC	TE	42	0	42
25t	*Harvey	DEN	RB	39	23	16
25t	Meyers	LV-JAX	WR	39	1	38
25t	*Warren	IND	TE	39	3	36
28t	*Marks	HOU	RB	38	31	7
28t	Metcalf	PIT	WR	38	1	37
28t	Pierce	IND	WR	38	0	38
28t	Vidal	LAC	RB	38	32	6
32t	Dobbins	DEN	RB	37	37	0
32t	Henry	NE	TE	37	0	37
34t	Bowers	LV	TE	36	0	36
34t	*Hampton	LAC	RB	36	30	6
34t	Schultz	HOU	TE	36	0	36
37t	Higgins	CIN	WR	35	0	35
37t	Lawrence	JAX	QB	35	35	0
39	McConkey	LAC	WR	34	0	34
40t	*Fannin	CLE	TE	33	2	31
40t	Herbert	LAC	QB	33	33	0
40t	Maye	NE	QB	33	33	0
43t	Downs	IND	WR	32	0	32
43t	Franklin	DEN	WR	32	2	30
45	Washington	JAX	WR	31	1	30
46t	Andrews	BAL	TE	30	7	23
46t	Pacheco	KC	RB	30	26	4
46t	Perine	CIN	RB	30	26	4
46t	Rice	KC	WR	30	2	28
46t	B. Thomas	JAX	WR	30	2	28

2025 NATIONAL FOOTBALL LEAGUE

AFC PUNTING YARDS LEADERS

RANK	PLAYER	TEAM	POS	PUNTS	YARDS	LONG	AVG	TB	BLK	DWN	OB	RETURNS		IN20	NET AVG
												TOT	YDS		
1	Rehkow	CIN	P	58	2978	70	51.3	11	0	9	4	25	266	23	43.0
2	Stout	BAL	P	48	2424	74	50.5	6	0	9	7	21	148	20	44.9
3	Sanchez	IND	P	38	1864	59	49.1	3	0	2	4	15	104	20	44.7
4	Scott	LAC	P	46	2243	60	48.8	3	0	6	3	18	265	18	41.7
5	Bailey	MIA	P	52	2524	64	48.5	3	0	7	3	23	232	20	42.9
6	Townsend	HOU	P	64	3051	73	47.7	5	0	9	9	30	300	24	41.4
7	Cooke	JAX	P	55	2613	63	47.5	5	0	5	11	25	169	20	42.6
8	*Crawshaw	DEN	P	67	3183	76	47.5	8	0	2	10	26	242	28	41.5
9	Baringer	NE	P	46	2168	73	47.1	4	0	3	5	21	263	18	39.7
10	McNamara	NYJ	P	64	3008	72	47.0	6	0	15	1	20	131	28	43.1
11	Cole	LV	P	62	2901	64	46.8	4	2	4	15	27	369	21	38.3
12	Hekker	TEN	P	70	3259	65	46.6	6	0	6	5	34	338	20	40.0
13	Araiza	KC	P	47	2185	69	46.5	1	0	8	5	18	258	21	40.6
14	Waitman	PIT	P	54	2501	67	46.3	3	0	7	3	25	175	20	42.0
15	Bojorquez	CLE	P	82	3712	67	45.3	11	2	8	12	36	475	22	35.9

2025 NATIONAL FOOTBALL LEAGUE

AFC NET PUNTING YARDS LEADERS

RANK	PLAYER	TEAM	POS	PUNTS	YARDS	LONG	AVG	TB	BLK	DWN	OB	RETURNS		IN20	NET AVG
												TOT	YDS		
1	Stout	BAL	P	48	2424	74	50.5	6	0	9	7	21	148	20	44.9
2	Sanchez	IND	P	38	1864	59	49.1	3	0	2	4	15	104	20	44.7
3	McNamara	NYJ	P	64	3008	72	47.0	6	0	15	1	20	131	28	43.1
4	Rehkow	CIN	P	58	2978	70	51.3	11	0	9	4	25	266	23	43.0
5	Bailey	MIA	P	52	2524	64	48.5	3	0	7	3	23	232	20	42.9
6	Cooke	JAX	P	55	2613	63	47.5	5	0	5	11	25	169	20	42.6
7	Waitman	PIT	P	54	2501	67	46.3	3	0	7	3	25	175	20	42.0
8	Scott	LAC	P	46	2243	60	48.8	3	0	6	3	18	265	18	41.7
9	*Crawshaw	DEN	P	67	3183	76	47.5	8	0	2	10	26	242	28	41.5
10	Townsend	HOU	P	64	3051	73	47.7	5	0	9	9	30	300	24	41.4
11	Araiza	KC	P	47	2185	69	46.5	1	0	8	5	18	258	21	40.6
12	Hekker	TEN	P	70	3259	65	46.6	6	0	6	5	34	338	20	40.0
13	Baringer	NE	P	46	2168	73	47.1	4	0	3	5	21	263	18	39.7
14	Cole	LV	P	62	2901	64	46.8	4	2	4	15	27	369	21	38.3
15	Bojorquez	CLE	P	82	3712	67	45.3	11	2	8	12	36	475	22	35.9

2025 NATIONAL FOOTBALL LEAGUE

AFC PUNT RETURN LEADERS

RANK	PLAYER	TEAM	POS	RET	FC	YDS	AVG	LONG	TD
1	*Dike	TEN	WR	21	25	382	18.2	90t	2
2	M. Jones	NE	CB	21	16	363	17.3	94t	2
3	Washington	JAX	WR	20	10	325	16.3	87t	2
4	Mims	DEN	WR	26	17	408	15.7	70	1
5	I. Williams	CIN-NYJ	WR	28	10	396	14.1	78t	2
6	M. Washington	MIA	WR	19	10	258	13.6	74t	1
7	*Noel	HOU	WR	29	16	325	11.2	53	0
8	Remigio	KC	WR	25	11	191	7.6	31	0
9	*Larvadain	CLE	WR	22	14	161	7.3	44	0

2025 NATIONAL FOOTBALL LEAGUE

AFC KICKOFF RETURN LEADERS

RANK	PLAYER	TEAM	POS	RET	YDS	AVG	LONG	TD
1	R. Davis	BUF	RB	27	837	31.0	97t	1
2	I. Williams	CIN-NYJ	WR	23	695	30.2	83	0
3	Mostert	LV	RB	23	673	29.3	54	0
4	*Tuten	JAX	RB	19	539	28.4	54	0
5	*Noel	HOU	WR	21	583	27.8	69	0
6	Mitchell	BAL	RB	20	531	26.6	39	0
7	Thornton	KC	WR	18	475	26.4	34	0
8	Mims	DEN	WR	25	658	26.3	46	0
9	M. Washington	MIA	WR	33	864	26.2	45	0
10	Laube	LV	RB	30	783	26.1	38	0
11	Eskridge	MIA	WR	28	726	25.9	54	0
12	Gould	IND	WR	25	647	25.9	39	0
13	Jones	CIN	WR	42	1084	25.8	98t	1
14	Davis	LAC	WR	18	464	25.8	30	0
15	*Dike	TEN	WR	60	1535	25.6	71	0
16	Remigio	KC	WR	29	741	25.6	47	0
17	Ali	BAL	RB	28	712	25.4	43	0
18	*Allen	JAX	RB	22	559	25.4	50	0
19	Gainwell	PIT	RB	24	578	24.1	36	0
20	*K. Williams	PIT-CIN	WR	21	501	23.9	37	0
21	Corley	CLE	WR	21	492	23.4	33	0

2025 NATIONAL FOOTBALL LEAGUE

AFC INTERCEPTION LEADERS

RANK	PLAYER	TEAM	POS	INT	YARDS	AVG	LONG	TD
1	Lloyd	JAX	LB	5	135	27.0	99t	1
2t	Battle	CIN	SAF	4	6	1.5	4	0
2t	Bullock	HOU	SAF	4	40	10.0	29	0
2t	Bynum	IND	SAF	4	22	5.5	14	0
2t	D. Jackson	LAC	CB	4	27	6.8	21	0
2t	Jefferson	LAC	SS	4	5	1.3	3	0
2t	Lassiter	HOU	CB	4	0	0.0	0	0
2t	Pitre	HOU	SAF	4	18	4.5	12	0
2t	Stingley	HOU	CB	4	68	17.0	31t	1
10t	Barton	TEN	LB	3	25	8.3	24t	1
10t	Bishop	BUF	SAF	3	16	5.3	12	0
10t	Humphrey	BAL	CB	3	48	16.0	27	0
10t	An. Johnson	JAX	SAF	3	49	16.3	44	0
10t	M. Jones	NE	CB	3	65	21.7	33t	1
10t	Kelly	LV	CB	3	26	8.7	26	0
10t	Latu	IND	DE	3	9	3.0	6	0
10t	Wiggins	BAL	CB	3	84	28.0	61	0
18t	Benford	BUF	CB	2	63	31.5	63t	1
18t	Blackmon	IND	CB	2	41	20.5	32	0
18t	M. Brown	JAX	CB	2	0	0.0	0	0
18t	Bush	CLE	LB	2	67	33.5	44	1
18t	Douglas	MIA	CB	2	43	21.5	38	0
18t	Echols	PIT	CB	2	0	0.0	0	0
18t	Epenesa	BUF	DE	2	25	12.5	24	0
18t	*Hairston	BUF	CB	2	1	0.5	1	0
18t	Hawkins	NE	SAF	2	1	0.5	1	0
18t	Henley	LAC	LB	2	8	4.0	8	0
18t	Hickman	CLE	SAF	2	31	15.5	16	0
18t	D. James	LAC	FS	2	21	10.5	21	0
18t	J. Jones	JAX	CB	2	0	0.0	0	0
18t	*Knight	CIN	LB	2	39	19.5	39	0
18t	Lewis	JAX	CB	2	6	3.0	6	0
18t	*Mickens	LAC	SAF	2	25	12.5	15	0
18t	Pola-Mao	LV	SAF	2	0	0.0	0	0
18t	*Schwesinger	CLE	LB	2	16	8.0	9	0
18t	Spillane	NE	LB	2	70	35.0	37	0
18t	*Starks	BAL	SAF	2	9	4.5	9	0
18t	Stone	CIN	SAF	2	57	28.5	32t	1
18t	Tillman	DEN	LB	2	59	29.5	36	0
18t	Turner	CIN	CB	2	7	3.5	7	0
18t	J. Watson	KC	CB	2	14	7.0	14	0
18t	Woods	TEN	FS	2	51	25.5	35	0
43t	Al-Shaair	HOU	LB	1	0	0.0	0	0
43t	*Barron	DEN	CB	1	0	0.0	0	0
43t	Bernard	BUF	LB	1	24	24.0	24	0
43t	Bonner	MIA	CB	1	0	0.0	0	0
43t	Campbell	JAX-CLE	CB	1	34	34.0	34t	1
43t	*Carter	CIN	LB	1	16	16.0	16	0
43t	Chenal	KC	LB	1	0	0.0	0	0
43t	Cochrane	KC	LB	1	0	0.0	0	0
43t	Crosby	LV	DE	1	19	19.0	19	0
43t	Cross	IND	SAF	1	0	0.0	0	0
43t	Danna	KC	DE	1	10	10.0	10	0
43t	Davis	CIN	CB	1	0	0.0	0	0
43t	Delpit	CLE	SAF	1	25	25.0	25	0

2025 NATIONAL FOOTBALL LEAGUE

AFC INTERCEPTION LEADERS

RANK	PLAYER	TEAM	POS	INT	YARDS	AVG	LONG	TD
43t	Dodson	MIA	LB	1	0	0.0	0	0
43t	Dugger	NE-PIT	SAF	1	73	73.0	73t	1
43t	Elliott	PIT	SAF	1	-4	-4.0	-4	0
43t	Fitzpatrick	MIA	FS	1	7	7.0	7	0
43t	*Gillotte	KC	DE	1	14	14.0	14	0
43t	Greenlaw	DEN	LB	1	27	27.0	27	0
43t	Hand	LAC	DE	1	7	7.0	7	0
43t	C. Hart	LAC	CB	1	27	27.0	27	0
43t	Herbig	PIT	LB	1	41	41.0	41	0
43t	D. Hill	CIN	CB	1	0	0.0	0	0
43t	R. Jenkins	CLE	SAF	1	9	9.0	9	0
43t	B. Jones	DEN	SAF	1	0	0.0	0	0
43t	D. Jones	BUF	DT	1	1	1.0	1	0
43t	J. Jones	MIA	CB	1	7	7.0	7	0
43t	Lammons	IND	DB	1	0	0.0	0	0
43t	Mapu	NE	LB	1	20	20.0	20	0
43t	McDuffie	KC	CB	1	2	2.0	2	0
43t	McMillian	DEN	CB	1	16	16.0	16	0
43t	Melifonwu	MIA	SAF	1	0	0.0	0	0
43t	Miller	JAX	LB	1	0	0.0	0	0
43t	Moore	IND	CB	1	32	32.0	32t	1
43t	Moss	DEN	CB	1	0	0.0	0	0
43t	Murray	JAX	SS	1	12	12.0	12	0
43t	Newsome	CLE-JAX	CB	1	0	0.0	0	0
43t	Oluokun	JAX	LB	1	0	0.0	0	0
43t	Pierre	PIT	CB	1	9	9.0	9	0
43t	J. Porter	PIT	CB	1	0	0.0	0	0
43t	Poyer	BUF	FS	1	10	10.0	10	0
43t	Ramsey	PIT	CB-SAF	1	2	2.0	2	0
43t	Roland-Wallace	KC	CB	1	23	23.0	23	0
43t	Samuel	PIT	CB	1	0	0.0	0	0
43t	*Sawyer	PIT	LB	1	4	4.0	4	0
43t	Snowden	LV	DE	1	18	18.0	18	0
43t	Stewart	IND	DT	1	3	3.0	3	0
43t	St-Juste	LAC	CB	1	0	0.0	0	0
43t	Strnad	DEN	LB	1	21	21.0	21	0
43t	Surtain	DEN	CB	1	0	0.0	0	0
43t	Tampa	BAL	CB	1	0	0.0	0	0
43t	Van Noy	BAL	MLB	1	11	11.0	11	0
43t	Ward	CLE	CB	1	13	13.0	13	0
43t	Watt	PIT	OLB	1	13	13.0	13	0
43t	D. White	LV	LB	1	0	0.0	0	0
43t	White	BUF	CB	1	0	0.0	0	0
43t	P. Wilson	PIT	LB	1	17	17.0	17	0
43t	Wingard	JAX	SAF	1	39	39.0	39	0

2025 NATIONAL FOOTBALL LEAGUE

AFC SACK LEADERS

RANK	PLAYER	TEAM	POS	SACKS
1	Garrett	CLE	DE	22.0
2t	Hunter	HOU	DE	13.0
2t	Tuipulotu	LAC	LB	13.0
4	Bonitto	DEN	LB	12.5
5	Anderson	HOU	DE	11.5
6	Crosby	LV	DE	10.0
7	Simmons	TEN	DT	9.0
8	Landry	NE	LB	8.5
9t	Cooper	DEN	LB	8.0
9t	McDonald	NYJ	DE	8.0
11t	Franklin-Myers	DEN	DE	7.5
11t	Latu	IND	DE	7.5
13t	Hines-Allen	JAX	DE	7.0
13t	D. Jones	TEN-BAL	DE	7.0
13t	Oweh	BAL-LAC	LB	7.0
13t	Watt	PIT	OLB	7.0
17t	Allen	DEN	DE	6.5
17t	Chaisson	NE	LB	6.5
17t	Chubb	MIA	OLB	6.5
17t	Collins	CLE	DT	6.5
17t	Herbig	PIT	LB	6.5
17t	Highsmith	PIT	LB	6.5
17t	Rousseau	BUF	DE	6.5
24	Karlaftis	KC	DE	6.0
25t	Armstead	JAX	DT	5.5
25t	Benton	PIT	DT	5.5
25t	Mack	LAC	OLB	5.5
25t	Sieler	MIA	DT	5.5
29t	Bosa	BUF	DE-LB	5.0
29t	Ossai	CIN	DE	5.0
29t	J. Ward	TEN	LB	5.0
32t	Murphy	CIN	DE	4.5
32t	Wright	CLE	DE	4.5
34t	Briggs	NYJ	DE	4.0
34t	Buckner	IND	DT	4.0
34t	Dodson	MIA	LB	4.0
34t	Eboigbe	LAC	DT	4.0
34t	Hendrickson	CIN	DE	4.0
34t	Jones	KC	DE	4.0
34t	Key	TEN	LB	4.0
34t	Laulu	LV	DT	4.0
34t	McMillian	DEN	CB	4.0
34t	Paye	IND	DE	4.0
34t	Roach	DEN	DT	4.0
34t	C. Robinson	MIA	LB	4.0
46t	Brooks	MIA	LB	3.5
46t	Gallimore	IND	DT	3.5
46t	*M. Green	BAL	LB	3.5
46t	Henley	LAC	LB	3.5
46t	Ca. Heyward	PIT	DT	3.5
46t	Omenihu	KC	DE	3.5
46t	Strnad	DEN	LB	3.5
46t	Tillman	DEN	LB	3.5
46t	M. Williams	NE	DE	3.5
46t	Quin. Williams	NYJ	LB	3.5

2025 NATIONAL FOOTBALL LEAGUE

AFC LEADERS IN FUMBLE RECOVERIES

RANK	PLAYER	TEAM	POS	TOTAL	OWN TEAM	OPP TEAM
1	Maye	NE	QB	5	5	0
2	Tagovailoa	MIA	QB	4	4	0
3t	L. Jackson	BAL	QB	3	3	0
3t	D. Jones	IND	QB	3	3	0
3t	M. Jones	NE	CB	3	2	1
3t	*Larvadain	CLE	WR	3	3	0
3t	Mahomes	KC	QB	3	3	0
3t	*Marks	HOU	RB	3	3	0
3t	G. Smith	LV	QB	3	3	0
10t	*Allen	JAX	RB	2	1	1
10t	Anderson	HOU	DE	2	0	2
10t	Benford	BUF	CB	2	0	2
10t	Bernard	BUF	LB	2	0	2
10t	Delpit	CLE	SAF	2	0	2
10t	Fitzpatrick	MIA	FS	2	0	2
10t	Gilman	LAC-BAL	SAF	2	0	2
10t	*Gordon	MIA	RB	2	2	0
10t	Gray	TEN	LB	2	1	1
10t	Hall	NYJ	RB	2	2	0
10t	C. Johnson	CIN	DE	2	0	2
10t	D. Jones	TEN-BAL	DE	2	0	2
10t	Lawrence	JAX	QB	2	2	0
10t	Nix	DEN	QB	2	2	0
10t	Pollard	TEN	RB	2	2	0
10t	Pratt	LV-IND	LB	2	0	2
10t	Rodgers	PIT	QB	2	2	0
10t	Stiggers	NYJ	CB	2	0	2
10t	Taylor	IND	RB	2	2	0
10t	Watt	PIT	OLB	2	0	2
10t	*Woodson	NE	SAF	2	0	2

2025 NATIONAL FOOTBALL LEAGUE

AFC LEADERS IN RECOVERIES OF FUMBLES BY OWN TEAM

RANK	PLAYER	TEAM	POS	REC	YARDS	AVG	LONG	TD
1	Maye	NE	QB	5	0	0.0	0	0
2	Tagovailoa	MIA	QB	4	0	0.0	0	0
3t	L. Jackson	BAL	QB	3	0	0.0	0	0
3t	D. Jones	IND	QB	3	0	0.0	0	0
3t	*Larvadain	CLE	WR	3	0	0.0	0	0
3t	Mahomes	KC	QB	3	0	0.0	0	0
3t	*Marks	HOU	RB	3	1	0.3	1t	1
3t	G. Smith	LV	QB	3	0	0.0	0	0
9t	*Gordon	MIA	RB	2	0	0.0	0	0
9t	Hall	NYJ	RB	2	7	3.5	7	0
9t	M. Jones	NE	CB	2	0	0.0	0	0
9t	Lawrence	JAX	QB	2	0	0.0	0	0
9t	Nix	DEN	QB	2	0	0.0	0	0
9t	Pollard	TEN	RB	2	0	0.0	0	0
9t	Rodgers	PIT	QB	2	0	0.0	0	0
9t	Taylor	IND	RB	2	0	0.0	0	0
17t	Achane	MIA	RB	1	0	0.0	0	0
17t	Allen	BUF	QB	1	0	0.0	0	0
17t	Allen	LAC	WR	1	0	0.0	0	0
17t	*Allen	JAX	RB	1	0	0.0	0	0
17t	Bojorquez	CLE	P	1	0	0.0	0	0
17t	Borom	MIA	OG	1	0	0.0	0	0
17t	Bortolini	IND	C	1	0	0.0	0	0
17t	C. Brown	CIN	RB	1	0	0.0	0	0
17t	O. Brown	CIN	OT	1	0	0.0	0	0
17t	Brown	BUF	OT	1	0	0.0	0	0
17t	*Campbell	NE	OT	1	0	0.0	0	0
17t	Carter	CLE	WR	1	0	0.0	0	0
17t	Codrington	BUF	CB	1	0	0.0	0	0
17t	Cole	LV	P	1	0	0.0	0	0
17t	*Cook	NYJ	QB	1	0	0.0	0	0
17t	Cook	BUF	RB	1	0	0.0	0	0
17t	Davis	LAC	WR	1	0	0.0	0	0
17t	Davis	NYJ	RB	1	0	0.0	0	0
17t	*Ewers	MIA	QB	1	0	0.0	0	0
17t	*Fairchild	CIN	OG	1	0	0.0	0	0
17t	Flowers	BAL	WR	1	0	0.0	0	0
17t	Forsythe	LV	OT	1	0	0.0	0	0
17t	Gainwell	PIT	RB	1	0	0.0	0	0
17t	Gibbens	NE	LB	1	0	0.0	0	0
17t	Gray	TEN	LB	1	0	0.0	0	0
17t	*Green	JAX	DE	1	0	0.0	0	0
17t	*Hampton	LAC	RB	1	2	2.0	2	0
17t	Harrison	JAX	OT	1	0	0.0	0	0
17t	*Henderson	NE	RB	1	0	0.0	0	0
17t	Herbert	LAC	QB	1	0	0.0	0	0
17t	Higgins	CIN	WR	1	0	0.0	0	0
17t	Hill	BAL	RB	1	0	0.0	0	0
17t	Hunt	KC	RB	1	0	0.0	0	0
17t	Ingold	MIA	FB	1	3	3.0	3	0
17t	Ty Johnson	BUF	RB	1	0	0.0	0	0
17t	B. Jones	PIT	OT	1	6	6.0	6	0
17t	Jones	CIN	WR	1	0	0.0	0	0
17t	*Knowles	KC	DB	1	0	0.0	0	0
17t	Latham	TEN	OT	1	0	0.0	0	0

2025 NATIONAL FOOTBALL LEAGUE

AFC LEADERS IN RECOVERIES OF FUMBLES BY OWN TEAM

RANK	PLAYER	TEAM	POS	REC	YARDS	AVG	LONG	TD
17t	Likely	BAL	TE	1	0	0.0	0	0
17t	Matlock	LAC	DT	1	0	0.0	0	0
17t	Mims	DEN	WR	1	0	0.0	0	0
17t	Moore	BUF-DEN	WR	1	-1	-1.0	-1	0
17t	Pacheco	KC	RB	1	0	0.0	0	0
17t	Paul	MIA	OT	1	0	0.0	0	0
17t	Pinter	IND	C	1	0	0.0	0	0
17t	Raimann	IND	OT	1	0	0.0	0	0
17t	Remigio	KC	WR	1	0	0.0	0	0
17t	Rice	KC	WR	1	0	0.0	0	0
17t	Rivers	IND	QB	1	0	0.0	0	0
17t	Skoronski	TEN	OT	1	0	0.0	0	0
17t	*B. Smith	KC	RB	1	0	0.0	0	0
17t	Tr. Smith	KC	G	1	0	0.0	0	0
17t	Stroud	HOU	QB	1	0	0.0	0	0
17t	*M. Taylor	NYJ	TE	1	0	0.0	0	0
17t	Teller	CLE	OG	1	0	0.0	0	0
17t	Thornhill	PIT-JAX	SAF	1	0	0.0	0	0
17t	Vidal	LAC	RB	1	0	0.0	0	0
17t	Wallace	BAL	WR	1	0	0.0	0	0
17t	*Warren	IND	TE	1	0	0.0	0	0
17t	Whiteheart	CLE	TE	1	0	0.0	0	0
17t	Wilson	NYJ	WR	1	0	0.0	0	0
17t	*Wilson	NE	OG	1	0	0.0	0	0
17t	Worthy	KC	WR	1	3	3.0	3	0

2025 NATIONAL FOOTBALL LEAGUE

AFC LEADERS IN RECOVERIES OF FUMBLES BY OPPOSING TEAM

RANK	PLAYER	TEAM	POS	REC	YARDS	AVG	LONG	TD
1t	Anderson	HOU	DE	2	0	0.0	0t	1
1t	Benford	BUF	CB	2	23	11.5	17t	1
1t	Bernard	BUF	LB	2	0	0.0	0	0
1t	Delpit	CLE	SAF	2	0	0.0	0	0
1t	Fitzpatrick	MIA	FS	2	0	0.0	0	0
1t	Gilman	LAC-BAL	SAF	2	11	5.5	11	0
1t	C. Johnson	CIN	DE	2	4	2.0	4	0
1t	D. Jones	TEN-BAL	DE	2	2	1.0	2	0
1t	Pratt	LV-IND	LB	2	9	4.5	8	0
1t	Stiggers	NYJ	CB	2	0	0.0	0	0
1t	Watt	PIT	OLB	2	0	0.0	0	0
1t	*Woodson	NE	SAF	2	0	0.0	0	0
13t	Adebawore	IND	DT	1	0	0.0	0	0
13t	*Allen	JAX	RB	1	0	0.0	0	0
13t	Al-Shaair	HOU	LB	1	0	0.0	0	0
13t	*Barron	DEN	CB	1	0	0.0	0	0
13t	*Black	PIT	DE	1	0	0.0	0	0
13t	Bonner	MIA	CB	1	0	0.0	0	0
13t	Booker	LV	DT	1	0	0.0	0	0
13t	Brents	MIA	CB	1	0	0.0	0	0
13t	Brooks	MIA	LB	1	2	2.0	2	0
13t	Burks	CIN	ILB	1	0	0.0	0	0
13t	Bush	CLE	LB	1	0	0.0	0	0
13t	Butler	LV	DT	1	0	0.0	0	0
13t	Bynum	IND	SAF	1	0	0.0	0	0
13t	Chaisson	NE	LB	1	4	4.0	4t	1
13t	Chubb	MIA	OLB	1	2	2.0	2	0
13t	Cisco	NYJ	SAF	1	0	0.0	0	0
13t	Collins	CLE	DT	1	0	0.0	0	0
13t	Diabate	CLE	LB	1	0	0.0	0	0
13t	Dodson	MIA	LB	1	6	6.0	6	0
13t	Dye	LAC	LB	1	0	0.0	0	0
13t	Echols	PIT	CB	1	0	0.0	0	0
13t	Elam	DAL-TEN	CB	1	9	9.0	9	0
13t	Epenesa	BUF	DE	1	0	0.0	0	0
13t	*Farmer	NE	DT	1	0	0.0	0	0
13t	Gray	TEN	LB	1	19	19.0	19	0
13t	*Harmon	PIT	DT	1	0	0.0	0	0
13t	Hawkins	NE	SAF	1	0	0.0	0	0
13t	*Hemingway	LV	DT	1	0	0.0	0	0
13t	Herbig	PIT	LB	1	0	0.0	0t	1
13t	Howard	IND	CB	1	2	2.0	2	0
13t	Humphrey	BAL	CB	1	0	0.0	0	0
13t	Hunter	HOU	DE	1	0	0.0	0	0
13t	*K. Jackson	BAL	SAF	1	0	0.0	0	0
13t	Jenkins	BAL	DT	1	11	11.0	11	0
13t	R. Jenkins	CLE	SAF	1	0	0.0	0	0
13t	A. Jennings	NE	LB	1	0	0.0	0	0
13t	B. Jones	DEN	SAF	1	0	0.0	0	0
13t	J. Jones	JAX	CB	1	0	0.0	0	0
13t	M. Jones	NE	CB	1	0	0.0	0	0
13t	T. Jones	BAL	DT	1	0	0.0	0	0
13t	Joseph-Day	TEN	DE	1	0	0.0	0	0
13t	Karlaftis	KC	DE	1	1	1.0	1	0
13t	Kelly	LV	CB	1	3	3.0	3	0

2025 NATIONAL FOOTBALL LEAGUE

AFC LEADERS IN RECOVERIES OF FUMBLES BY OPPOSING TEAM

RANK	PLAYER	TEAM	POS	REC	YARDS	AVG	LONG	TD
13t	*Lane	JAX	SAF	1	0	0.0	0	0
13t	Lewis	JAX	CB	1	0	0.0	0	0
13t	Lloyd	JAX	LB	1	2	2.0	2	0
13t	Lockett	TEN-LV	WR	1	0	0.0	0t	1
13t	*Mausi	TEN	LB	1	0	0.0	0	0
13t	*Moore	NYJ	SAF	1	25	25.0	25	0
13t	Murphy	CIN	DE	1	0	0.0	0	0
13t	Ogbah	JAX	DE	1	0	0.0	0	0
13t	Ogunbowale	HOU	RB	1	6	6.0	6	0
13t	Oluokun	JAX	LB	1	0	0.0	0	0
13t	Peppers	PIT	FS	1	0	0.0	0	0
13t	Phillips	LAC	LB	1	0	0.0	0	0
13t	Pierre	PIT	CB	1	34	34.0	34t	1
13t	*Ponder	NE	LB	1	0	0.0	0	0
13t	Queen	PIT	LB	1	0	0.0	0	0
13t	Rankins	HOU	DT	1	32	32.0	32t	1
13t	*Reed	HOU	SAF	1	9	9.0	9	0
13t	Roberts	LV	OLB	1	0	0.0	0	0
13t	Sieler	MIA	DT	1	5	5.0	5	0
13t	Skinner	DEN	SAF	1	0	0.0	0	0
13t	Skowronek	PIT	WR	1	0	0.0	0	0
13t	Slay	PIT-BUF	CB	1	-6	-6.0	-6	0
13t	*J. Smith	HOU	CB	1	0	0.0	0	0
13t	Smith	BAL	ILB	1	63	63.0	63t	1
13t	*Striggow	JAX	DE	1	0	0.0	0	0
13t	Tart	LAC	DT	1	0	0.0	0	0
13t	Tillery	KC	DT	1	0	0.0	0	0
13t	*Trader	MIA	SAF	1	0	0.0	0	0
13t	Tranquill	KC	LB	1	0	0.0	0	0
13t	Tuipulotu	LAC	LB	1	11	11.0	11	0
13t	Turner	CIN	CB	1	7	7.0	7	0
13t	*Walker	BUF	DT	1	6	6.0	6	0
13t	Ward	IND	CB	1	0	0.0	0	0
13t	Williams	BUF	LB	1	0	0.0	0	0
13t	P. Wilson	PIT	LB	1	0	0.0	0	0
13t	Wilson	LV	DE	1	0	0.0	0	0
13t	Wingard	JAX	SAF	1	0	0.0	0	0

2025 NATIONAL FOOTBALL LEAGUE

NFC LEADING PASSERS

RANK	PLAYER	TEAM	ATT	COMP	COMP%	YDS	YPA	TD	TD%	LONG	INT	INT%	RATING
1	Stafford	LAR	519	341	65.7%	4179	8.05	40	7.7%	88t	5	1.0%	112.1
2	Goff	DET	507	348	68.6%	4036	7.96	32	6.3%	64	5	1.0%	109.4
3	Love	GB	439	291	66.3%	3381	7.70	23	5.2%	59	6	1.4%	101.2
4	Darnold	SEA	424	285	67.2%	3703	8.73	24	5.7%	67	13	3.1%	100.6
5	Hurts	PHI	427	281	65.8%	3114	7.29	24	5.6%	79t	6	1.4%	100.2
6	Prescott	DAL	552	378	68.5%	4175	7.56	28	5.1%	74t	10	1.8%	100.0
7	Jones	SF	289	201	69.6%	2151	7.44	13	4.5%	56	6	2.1%	97.4
8	Brissett	ARI	417	272	65.2%	2911	6.98	19	4.6%	50	7	1.7%	93.7
9	Mayfield	TB	477	294	61.6%	3144	6.59	23	4.8%	77t	8	1.7%	90.0
10	*Dart	NYG	277	172	62.1%	1835	6.62	13	4.7%	44t	5	1.8%	89.6
11	Young	CAR	419	266	63.5%	2691	6.42	21	5.0%	54	9	2.1%	89.5
12	Ca. Williams	CHI	493	285	57.8%	3400	6.90	23	4.7%	65t	6	1.2%	89.5
13	Penix	ATL	276	166	60.1%	1982	7.18	9	3.3%	69	3	1.1%	88.5

2025 NATIONAL FOOTBALL LEAGUE

NFC LEADING PASSERS, RANKS

PLAYER	TEAM	ATT	COMP	COMP%	YDS	YPA	TD	TD%	INT	INT%	RATING
Stafford	LAR	2	3	7	1	2	1	1	2t	1	1
Goff	DET	3	2	2	3	3	2	2	2t	2	2
Love	GB	6	5	5	6	4	6t	5	5t	5	3
Darnold	SEA	8	6t	4	4	1	4t	3	13	13	4
Hurts	PHI	7	8	6	8	7	4t	4	5t	6	5
Prescott	DAL	1	1	3	2	5	3	6	12	10	6
Jones	SF	11	11	1	11	6	12t	12	5t	11	7
Brissett	ARI	10	9	8	9	9	10	11	9	8	8
Mayfield	TB	5	4	11	7	12	6t	8	10	7	9
*Dart	NYG	12	14	10	13	11	12t	9	2t	9	10
Young	CAR	9	10	9	10	13	9	7	11	12	11
Ca. Williams	CHI	4	6t	13	5	10	6t	10	5t	4	12
Penix	ATL	13	15	12	12	8	16	13	1	3	13

2025 NATIONAL FOOTBALL LEAGUE

NFC FOURTH-QUARTER PASSING LEADERS

RANK	PLAYER	TEAM	ATT	COMP	COMP%	YDS	YPA	TD	TD%	INT	INT%	RATING
1	Daniels	WAS	38	27	71.1%	295	7.76	4	10.5%	0	0.0%	128.7
2	Stafford	LAR	106	68	64.2%	890	8.40	10	9.4%	0	0.0%	122.0
3	Purdy	SF	49	35	71.4%	395	8.06	4	8.2%	2	4.1%	105.4
4	Hurts	PHI	112	71	63.4%	907	8.10	7	6.3%	2	1.8%	102.0
5	Goff	DET	145	87	60.0%	952	6.57	9	6.2%	0	0.0%	100.1
6	Brissett	ARI	123	78	63.4%	804	6.54	7	5.7%	1	0.8%	97.7
7	Mariota	WAS	63	35	55.6%	522	8.29	4	6.3%	1	1.6%	97.5
8	Wentz	MIN	56	35	62.5%	412	7.36	3	5.4%	1	1.8%	95.2
9	Ca. Williams	CHI	117	65	55.6%	867	7.41	7	6.0%	2	1.7%	92.1
10	Wilson	NYG	44	23	52.3%	319	7.25	2	4.5%	0	0.0%	91.0
11	McCarthy	MIN	60	34	56.7%	395	6.58	6	10.0%	3	5.0%	89.2
12	Love	GB	108	63	58.3%	714	6.61	6	5.6%	2	1.9%	89.0
13	Darnold	SEA	100	64	64.0%	802	8.02	5	5.0%	4	4.0%	88.8
14	Cousins	ATL	79	48	60.8%	492	6.23	3	3.8%	1	1.3%	86.0
15	Jones	SF	77	52	67.5%	579	7.52	4	5.2%	4	5.2%	85.4
16	Prescott	DAL	154	99	64.3%	1095	7.11	6	3.9%	5	3.2%	84.7
17	Young	CAR	124	74	59.7%	712	5.74	7	5.6%	3	2.4%	84.5
18	*Shough	NO	113	72	63.7%	708	6.27	3	2.7%	2	1.8%	82.8
19	Mayfield	TB	142	83	58.5%	830	5.85	5	3.5%	3	2.1%	78.1
20	Penix	ATL	65	34	52.3%	417	6.42	1	1.5%	0	0.0%	77.5
21	Rattler	NO	71	43	60.6%	357	5.03	2	2.8%	2	2.8%	71.2
22	*Dart	NYG	71	39	54.9%	450	6.34	3	4.2%	3	4.2%	70.7

2025 NATIONAL FOOTBALL LEAGUE

NFC THIRD-DOWN PASSING LEADERS

RANK	PLAYER	TEAM	ATT	COMP	COMP%	YDS	YPA	TD	TD%	INT	INT%	RATING
1	Brissett	ARI	89	58	65.2%	758	8.52	6	6.7%	2	2.2%	105.0
2	Goff	DET	130	81	62.3%	891	6.85	11	8.5%	2	1.5%	104.4
3	Hurts	PHI	110	72	65.5%	970	8.82	4	3.6%	1	0.9%	101.7
4	Ca. Williams	CHI	126	76	60.3%	924	7.33	9	7.1%	2	1.6%	100.1
5	Love	GB	118	70	59.3%	1084	9.19	7	5.9%	3	2.5%	99.0
6	Prescott	DAL	141	90	63.8%	1008	7.15	5	3.5%	1	0.7%	93.9
7	Stafford	LAR	120	60	50.0%	791	6.59	7	5.8%	1	0.8%	87.2
8	Mayfield	TB	116	61	52.6%	652	5.62	6	5.2%	1	0.9%	83.0
9	*Dart	NYG	76	45	59.2%	483	6.36	3	3.9%	2	2.6%	80.1
10	Young	CAR	106	63	59.4%	599	5.65	4	3.8%	2	1.9%	79.9
11	Darnold	SEA	112	63	56.3%	776	6.93	5	4.5%	6	5.4%	70.4

2025 NATIONAL FOOTBALL LEAGUE

NFC LEADING RUSHERS

RANK	PLAYER	TEAM	ATT	YDS	AVG	LONG	TD
1	B. Robinson	ATL	250	1250	5.0	81t	6
2	J. Williams	DAL	239	1147	4.8	66	10
3	Gibbs	DET	207	1102	5.3	78t	13
4	K. Williams	LAR	234	1100	4.7	34	10
5	Barkley	PHI	261	1072	4.1	65t	7
6	McCaffrey	SF	280	1039	3.7	24	9
7	Dowdle	CAR	217	1007	4.6	53	6
8	Swift	CHI	204	993	4.9	25	7
9	Jacobs	GB	230	926	4.0	40t	13
10	Walker	SEA	190	879	4.6	55t	5
11	*Monangai	CHI	155	731	4.7	39	5
12	*Croskey-Merritt	WAS	151	671	4.4	42	6
13	Corum	LAR	126	669	5.3	48t	6
14	Mason	MIN	145	664	4.6	24	6
15	Montgomery	DET	140	649	4.6	72	8
16	Tracy	NYG	144	575	4.0	31t	2
17	Charbonnet	SEA	149	546	3.7	30	9
18	White	TB	123	539	4.4	39	4
19	A. Jones	MIN	114	495	4.3	31	1
20	Hubbard	CAR	125	489	3.9	14	1
21	Irving	TB	138	484	3.5	32	1
22	Allgeier	ATL	126	475	3.8	21t	8
23	Kamara	NO	131	471	3.6	18t	1
24	Wilson	GB	104	436	4.2	15	3
25	Rodriguez	WAS	96	435	4.5	48	5
26	Hurts (QB)	PHI	102	416	4.1	29	8
27	*Skattebo	NYG	101	410	4.1	24	5
28	*Dart (QB)	NYG	72	407	5.7	29	7
29t	B. Robinson	SF	86	369	4.3	19	2
29t	Ca. Williams (QB)	CHI	71	369	5.2	29	3
31	Singletary	NYG	102	366	3.6	22t	3
32	Mayfield (QB)	TB	48	335	7.0	33	1
33	Tucker	TB	80	316	4.0	43t	7
34	Mariota (QB)	WAS	50	297	5.9	44	1
35	M. Carter	ARI	78	286	3.7	22	1
36	Daniels (QB)	WAS	58	278	4.8	18	2
37	Bigsby	JAX-PHI	45	274	6.1	29	1
38	Demercado	ARI	37	272	7.4	71	0
39	Knight	ARI	82	269	3.3	17	4
40	McNichols	WAS	42	220	5.2	60t	1
41	*Neal	NO	57	206	3.6	21	2
42	Love (QB)	GB	47	199	4.2	25	0
43	Miller	NO	47	193	4.1	18t	1
44	Young (QB)	CAR	43	190	4.4	24	1
45	McCarthy (QB)	MIN	35	174	5.0	26	4
46	Murray (QB)	ARI	29	173	6.0	30	1
47	Rattler (QB)	NO	31	167	5.4	15	0
48	Benson	ARI	29	160	5.5	52	0
49	Prescott (QB)	DAL	47	154	3.3	14	2
50	Brissett (QB)	ARI	35	149	4.3	15	1

2025 NATIONAL FOOTBALL LEAGUE

NFC THIRD-AND-ONE RUSHING LEADERS

RANK	PLAYER	TEAM	ATT	FD	PCT
1t	Tucker	TB	6	6	100.0%
1t	*Croskey-Merritt	WAS	4	4	100.0%
1t	Darnold (QB)	SEA	4	4	100.0%
1t	Montgomery	DET	4	4	100.0%
1t	Rattler (QB)	NO	4	4	100.0%
6	Swift	CHI	10	9	90.0%
7	K. Williams	LAR	9	8	88.9%
8	White	TB	8	7	87.5%
9	Barner (TE)	SEA	7	6	85.7%
10	Brissett (QB)	ARI	6	5	83.3%
11t	Charbonnet	SEA	5	4	80.0%
11t	Gibbs	DET	5	4	80.0%
11t	A. Jones	MIN	5	4	80.0%
11t	Knight	ARI	5	4	80.0%
11t	J. Williams	DAL	5	4	80.0%
16	McCaffrey	SF	12	9	75.0%
17	Jones (QB)	SF	7	5	71.4%
18t	Hill (TE)	NO	9	6	66.7%
18t	Mason	MIN	9	6	66.7%
18t	Irving	TB	6	4	66.7%
18t	Wilson	GB	6	4	66.7%
22	Hurts (QB)	PHI	12	7	58.3%
23	Jacobs	GB	16	9	56.3%
24	Allgeier	ATL	11	6	54.5%
25	Rodriguez	WAS	10	5	50.0%

2025 NATIONAL FOOTBALL LEAGUE

NFC LEADERS IN RECEPTIONS

RANK	PLAYER	TEAM	REC	YDS	AVG	LONG	TD
1	Nacua	LAR	114	1592	14.0	58	8
2	McBride (TE)	ARI	109	1098	10.1	31	10
3	Smith-Njigba	SEA	104	1637	15.7	63t	10
4	St. Brown	DET	98	1194	12.2	52	11
5t	Olave	NO	92	1044	11.3	62t	8
5t	McCaffrey (RB)	SF	92	849	9.2	39	7
7	Pickens	DAL	88	1342	15.3	45	9
8	Robinson	NYG	81	901	11.1	50	4
9t	Pitts (TE)	ATL	80	854	10.7	36	5
9t	Ferguson (TE)	DAL	80	589	7.4	26t	7
11	A. Brown	PHI	73	935	12.8	45	7
12t	D. Smith	PHI	72	931	12.9	79t	4
12t	Jefferson	MIN	72	917	12.7	50	2
12t	Gibbs (RB)	DET	72	560	7.8	42	4
15	B. Robinson (RB)	ATL	71	776	10.9	69	3
16	Johnson (TE)	NO	70	733	10.5	52	3
17	Lamb	DAL	69	1027	14.9	74t	3
18t	Mi. Wilson	ARI	68	818	12.0	50	5
18t	Samuel	WAS	68	639	9.4	38	5
20	*McMillan	CAR	65	924	14.2	43t	7
21	D. London	ATL	63	837	13.3	43	6
22	Adams	LAR	60	789	13.2	44t	14
23	*Egbuka	TB	59	910	15.4	77t	6
24t	J. Williams	DET	57	1006	17.6	64	7
24t	Shaheed	NO-SEA	57	677	11.9	87t	2
24t	Goedert (TE)	PHI	57	583	10.2	36	10
27t	Doubs	GB	52	662	12.7	48	6
27t	Kittle (TE)	SF	52	599	11.5	33	7
29	Hockenson (TE)	MIN	51	438	8.6	29	3
30	Ertz (TE)	WAS	50	504	10.1	30	4
31	Jennings	SF	49	566	11.6	42t	8
32t	Moore	CHI	48	664	13.8	46t	6
32t	Otton (TE)	TB	48	445	9.3	27	0
34	Barner (TE)	SEA	47	462	9.8	61	5
35	T. Johnson (TE)	NYG	45	528	11.7	42	5
36t	Odunze	CHI	44	661	15.0	37	6
36t	Kupp	SEA	44	558	12.7	67	2
38	*Loveland (TE)	CHI	42	528	12.6	58t	4
39t	Harrison	ARI	41	608	14.8	45	4
39t	Addison	MIN	41	602	14.7	81	3
41	LaPorta (TE)	DET	40	489	12.2	40t	3
42t	Shepard	TB	39	371	9.5	36	1
42t	Zaccheaus	CHI	39	313	8.0	27	2
44	Barkley (RB)	PHI	37	273	7.4	47t	2
45t	Bourne	SF	36	526	14.6	56	0
45t	*Burden	CHI	36	479	13.3	65t	1
45t	White (RB)	TB	36	193	5.4	18	0
48t	Flournoy	DAL	35	407	11.6	46	4
48t	Jacobs (RB)	GB	35	282	8.1	31	1
48t	J. Williams (RB)	DAL	35	137	3.9	14	2

2025 NATIONAL FOOTBALL LEAGUE

NFC RECEIVING YARDAGE LEADERS

RANK	PLAYER	TEAM	YDS	REC	AVG	LONG	TD
1	Smith-Njigba	SEA	1637	104	15.7	63t	10
2	Nacua	LAR	1592	114	14.0	58	8
3	Pickens	DAL	1342	88	15.3	45	9
4	St. Brown	DET	1194	98	12.2	52	11
5	McBride (TE)	ARI	1098	109	10.1	31	10
6	Olave	NO	1044	92	11.3	62t	8
7	Lamb	DAL	1027	69	14.9	74t	3
8	J. Williams	DET	1006	57	17.6	64	7
9	A. Brown	PHI	935	73	12.8	45	7
10	D. Smith	PHI	931	72	12.9	79t	4
11	*McMillan	CAR	924	65	14.2	43t	7
12	Jefferson	MIN	917	72	12.7	50	2
13	*Egbuka	TB	910	59	15.4	77t	6
14	Robinson	NYG	901	81	11.1	50	4
15	Pitts (TE)	ATL	854	80	10.7	36	5
16	McCaffrey (RB)	SF	849	92	9.2	39	7
17	D. London	ATL	837	63	13.3	43	6
18	Mi. Wilson	ARI	818	68	12.0	50	5
19	Adams	LAR	789	60	13.2	44t	14
20	B. Robinson (RB)	ATL	776	71	10.9	69	3
21	Johnson (TE)	NO	733	70	10.5	52	3
22	Shaheed	NO-SEA	677	57	11.9	87t	2
23	Moore	CHI	664	48	13.8	46t	6
24	Doubs	GB	662	52	12.7	48	6
25	Odunze	CHI	661	44	15.0	37	6
26	Samuel	WAS	639	68	9.4	38	5
27	Harrison	ARI	608	41	14.8	45	4
28	Addison	MIN	602	41	14.7	81	3
29	Kittle (TE)	SF	599	52	11.5	33	7
30	Ferguson (TE)	DAL	589	80	7.4	26t	7
31	Goedert (TE)	PHI	583	57	10.2	36	10
32	Jennings	SF	566	49	11.6	42t	8
33	Gibbs (RB)	DET	560	72	7.8	42	4
34	Kupp	SEA	558	44	12.7	67	2
35t	T. Johnson (TE)	NYG	528	45	11.7	42	5
35t	*Loveland (TE)	CHI	528	42	12.6	58t	4
37	Bourne	SF	526	36	14.6	56	0
38	Ertz (TE)	WAS	504	50	10.1	30	4
39	Watson	GB	498	30	16.6	52	5
40t	Kraft (TE)	GB	489	32	15.3	59	6
40t	LaPorta (TE)	DET	489	40	12.2	40t	3
42	*Burden	CHI	479	36	13.3	65t	1
43	Slayton	NYG	468	31	15.1	52	1
44t	Barner (TE)	SEA	462	47	9.8	61	5
44t	McLaurin	WAS	462	29	15.9	56	3
46	Otton (TE)	TB	445	48	9.3	27	0
47	Pearsall	SF	443	31	14.3	45	0
48	Hockenson (TE)	MIN	438	51	8.6	29	3
49	Flournoy	DAL	407	35	11.6	46	4
50	Nailor	MIN	395	26	15.2	62	4

2025 NATIONAL FOOTBALL LEAGUE

NFC THIRD-DOWN RECEIVING LEADERS

RANK	PLAYER	TEAM	REC	YDS	AVG	LONG	TD
1t	Olave	NO	27	351	13.0	62t	6
1t	Pitts (TE)	ATL	27	265	9.8	26	2
3t	D. Smith	PHI	25	385	15.4	52	0
3t	Nacua	LAR	25	340	13.6	58	1
5t	Robinson	NYG	24	285	11.9	50	1
5t	St. Brown	DET	24	219	9.1	25	6
7	McCaffrey (RB)	SF	22	244	11.1	29	3
8t	Pickens	DAL	21	331	15.8	45	1
8t	Smith-Njigba	SEA	21	320	15.2	63t	2
8t	A. Brown	PHI	21	299	14.2	45	2
11t	Jennings	SF	20	270	13.5	42t	5
11t	*McMillan	CAR	20	205	10.3	29	1
13t	Lamb	DAL	19	271	14.3	48	1
13t	Johnson (TE)	NO	19	269	14.2	52	2
13t	Mi. Wilson	ARI	19	229	12.1	34	2
13t	McBride (TE)	ARI	19	217	11.4	26	3
17t	J. Williams	DET	18	336	18.7	44t	4
17t	Ferguson (TE)	DAL	18	137	7.6	19	0
19t	T. Johnson (TE)	NYG	17	260	15.3	41t	2
19t	Jefferson	MIN	17	248	14.6	38	1
21	Odunze	CHI	16	265	16.6	37	3
22t	*Loveland (TE)	CHI	15	164	10.9	24	3
22t	Zaccheaus	CHI	15	123	8.2	14	0
22t	Gibbs (RB)	DET	15	108	7.2	33	1
25	Kittle (TE)	SF	14	120	8.6	17t	5
26t	*Egbuka	TB	13	232	17.8	57	3
26t	Doubs	GB	13	187	14.4	33t	2
26t	Adams	LAR	13	183	14.1	29	2
26t	B. Robinson (RB)	ATL	13	112	8.6	25	0
26t	Shepard	TB	13	98	7.5	16	0
31t	Watson	GB	12	233	19.4	52	3
31t	Harrison	ARI	12	206	17.2	35	0
31t	Pearsall	SF	12	164	13.7	31	0
31t	Samuel	WAS	12	158	13.2	38	0
31t	Moore	CHI	12	123	10.3	25t	2
31t	Barner (TE)	SEA	12	99	8.3	19	1
37	Kupp	SEA	11	152	13.8	67	1
38t	Shaheed	NO-SEA	10	107	10.7	33	0
38t	Tracy (RB)	NYG	10	105	10.5	20	0
38t	Otton (TE)	TB	10	90	9.0	19	0
41t	*Golden	GB	9	210	23.3	46	0
41t	Kraft (TE)	GB	9	174	19.3	59	2
41t	Swift (RB)	CHI	9	144	16.0	55t	1
41t	Coker	CAR	9	139	15.4	34	0
41t	Flournoy	DAL	9	99	11.0	40	1
41t	McLaurin	WAS	9	99	11.0	25	1
41t	Wicks	GB	9	94	10.4	18	0
41t	LaPorta (TE)	DET	9	93	10.3	16	0
41t	Goedert (TE)	PHI	9	84	9.3	15t	1
41t	Dortch	ARI	9	81	9.0	39t	1
41t	D. London	ATL	9	81	9.0	20	1
41t	Godwin	TB	9	78	8.7	25	0
41t	Ertz (TE)	WAS	9	65	7.2	10	1
41t	Sanders (TE)	CAR	9	52	5.8	11	1

2025 NATIONAL FOOTBALL LEAGUE

NFC LEADING SCORERS (NON-KICKING)

RANK	PLAYER	TEAM	POS	TOUCHDOWNS					X2	PTS
				TOTAL	RUSH	REC	RET	KOREC		
1	Gibbs	DET	RB	17	13	4	0	0	0	102
2	McCaffrey	SF	RB	16	9	7	0	0	0	96
3t	Adams	LAR	WR	14	0	14	0	0	0	84
3t	Jacobs	GB	RB	14	13	1	0	0	0	84
5	K. Williams	LAR	RB	13	10	3	0	0	0	78
6	J. Williams	DAL	RB	12	10	2	0	0	0	72
7	St. Brown	DET	WR	11	0	11	0	0	0	66
8t	Goedert	PHI	TE	10	0	10	0	0	0	60
8t	McBride	ARI	TE	10	0	10	0	0	0	60
8t	Smith-Njigba	SEA	WR	10	0	10	0	0	0	60
11t	Barkley	PHI	RB	9	7	2	0	0	1	56
11t	Charbonnet	SEA	RB	9	9	0	0	0	1	56
11t	Pickens	DAL	WR	9	0	9	0	0	1	56
11t	B. Robinson	ATL	RB	9	6	3	0	0	1	56
15	Nacua	LAR	WR	9	1	8	0	0	0	54
16t	Jennings	SF	WR	8	0	8	0	0	1	50
16t	Montgomery	DET	RB	8	8	0	0	0	1	50
18t	Allgeier	ATL	RB	8	8	0	0	0	0	48
18t	Hurts	PHI	QB	8	8	0	0	0	0	48
18t	Olave	NO	WR	8	0	8	0	0	0	48
18t	Swift	CHI	RB	8	7	1	0	0	0	48
18t	Tucker	TB	RB	8	7	1	0	0	0	48
23t	Ferguson	DAL	TE	7	0	7	0	0	1	44
23t	*Skattebo	NYG	RB	7	5	2	0	0	1	44
25t	A. Brown	PHI	WR	7	0	7	0	0	0	42
25t	*Dart	NYG	QB	7	7	0	0	0	0	42
25t	Dowdle	CAR	RB	7	6	1	0	0	0	42
25t	Kittle	SF	TE	7	0	7	0	0	0	42
25t	*McMillan	CAR	WR	7	0	7	0	0	0	42
25t	Moore	CHI	WR	7	1	6	0	0	0	42
25t	J. Williams	DET	WR	7	0	7	0	0	0	42
32t	Doubs	GB	WR	6	0	6	0	0	1	38
32t	*Egbuka	TB	WR	6	0	6	0	0	1	38
32t	D. London	ATL	WR	6	0	6	0	0	1	38
35t	Barner	SEA	TE	6	1	5	0	0	0	36
35t	Corum	LAR	RB	6	6	0	0	0	0	36
35t	*Croskey-Merritt	WAS	RB	6	6	0	0	0	0	36
35t	*Horton	SEA	WR	6	0	5	1	0	0	36
35t	Kraft	GB	TE	6	0	6	0	0	0	36
35t	Mason	MIN	RB	6	6	0	0	0	0	36
35t	Odunze	CHI	WR	6	0	6	0	0	0	36
35t	Parkinson	LAR	TE	6	0	6	0	0	0	36
35t	Samuel	WAS	WR	6	1	5	0	0	0	36
44	*Monangai	CHI	RB	5	5	0	0	0	1	32
45t	*T. Johnson	TB	WR	5	0	5	0	0	0	30
45t	T. Johnson	NYG	TE	5	0	5	0	0	0	30

2025 NATIONAL FOOTBALL LEAGUE

NFC LEADING SCORERS (NON-KICKING)

RANK	PLAYER	TEAM	POS	TOUCHDOWNS					X2	PTS
				TOTAL	RUSH	REC	RET	KOREC		
45t	Knight	ARI	RB	5	4	1	0	0	0	30
45t	Pitts	ATL	TE	5	0	5	0	0	0	30
45t	Rodriguez	WAS	RB	5	5	0	0	0	0	30
45t	*TeSlaa	DET	WR	5	0	5	0	0	0	30
45t	Walker	SEA	RB	5	5	0	0	0	0	30
45t	Watson	GB	WR	5	0	5	0	0	0	30
45t	Mi. Wilson	ARI	WR	5	0	5	0	0	0	30

2025 NATIONAL FOOTBALL LEAGUE

NFC LEADING SCORERS (KICKING)

RANK	PLAYER	TEAM	PAT	FG	FG%	LONG	PTS
1	Myers	SEA	44/44	37/42	88.1%	57	155
2	Aubrey	DAL	42/43	32/36	88.9%	64	138
3	Bates	DET	52/54	22/28	78.6%	59	118
4	McLaughlin	TB	29/30	28/32	87.5%	65	113
5t	Pineiro	SF	28/32	27/28	96.4%	59	109
5t	Reichard	MIN	28/28	27/29	93.1%	62	109
7	Santos	CHI	34/34	24/29	82.8%	54	106
8	Ryland	ARI	32/32	23/31	74.2%	57	101
9	McManus	GB	29/30	22/28	78.6%	56	95
10	*Fitzgerald	CAR	24/27	23/26	88.5%	57	93
11	Elliott	PHI	38/39	17/24	70.8%	58	89
12	Gay	WAS-SF	26/26	17/23	73.9%	56	77
13	Mevis	NYJ-LAR	32/32	8/9	88.9%	52	56
14	Moody	SF-CHI-WAS	10/11	15/18	83.3%	48	55
15	Karty	LAR	23/26	10/15	66.7%	51	53
16	Gonzalez	ATL	13/14	13/15	86.7%	56	52
17	Romo	ATL	12/13	11/14	78.6%	54	45
18	Gano	NYG	9/9	9/10	90.0%	55	36
19	Smyth	NO	7/7	9/11	81.8%	56	34
20	Koo	ATL-NYG	13/14	6/9	66.7%	44	31
21	Havrisik	GB	7/9	4/4	100.0%	61	19
22	McAtamney	NYG	9/12	2/2	100.0%	31	15
23	*Sauls	ATL-NYG	1/1	2/2	100.0%	39	7
24	Gillan	NYG	0/1	0/0	---	---	0

2025 NATIONAL FOOTBALL LEAGUE

NFC TOUCHBACKS ON KICKOFFS

RANK	PLAYER	TEAM	TB
1	Evans	LAR	41
2	Ryland	ARI	18
3	Myers	SEA	16
4t	Aubrey	DAL	15
4t	Santos	CHI	15
6t	Bates	DET	14
6t	McLaughlin	TB	14
6t	McManus	GB	14
9	Gay	WAS-SF	13
10	Pineiro	SF	12
11t	Karty	LAR	11
11t	Reichard	MIN	11
13t	Fitzgerald	CAR	10
13t	Pinion	ATL	10
13t	Smyth	NO	10
16	Elliott	PHI	9
17t	Gonzalez	ATL	7
17t	Moody	SF-CHI-WAS	7
19	Havrisik	GB	5
20	Gillan	NYG	4
21	Koo	ATL-NYG	3
22t	McAtamney	NYG	2
22t	Mevis	NYJ-LAR	2
24t	Morstead	SF	1
24t	Sauls	ATL-NYG	1

2025 NATIONAL FOOTBALL LEAGUE

NFC MOST YARDS FROM SCRIMMAGE

RANK	PLAYER	TEAM	POS	TOTAL			RUSHING			RECEIVING		
				YDS	PLAYS	AVG	YDS	ATT	AVG	YDS	ATT	AVG
1	B. Robinson	ATL	RB	2026	321	6.3	1250	250	5.0	776	71	10.9
2	McCaffrey	SF	RB	1888	372	5.1	1039	280	3.7	849	92	9.2
3t	Nacua	LAR	WR	1673	122	13.7	81	8	10.1	1592	114	14.0
3t	Smith-Njigba	SEA	WR	1673	111	15.1	36	7	5.1	1637	104	15.7
5	Gibbs	DET	RB	1662	279	6.0	1102	207	5.3	560	72	7.8
6	Barkley	PHI	RB	1345	298	4.5	1072	261	4.1	273	37	7.4
7	Pickens	DAL	WR	1342	88	15.3	0	0	---	1342	88	15.3
8	K. Williams	LAR	RB	1322	264	5.0	1100	234	4.7	222	30	7.4
9	J. Williams	DAL	RB	1284	274	4.7	1147	239	4.8	137	35	3.9
10	Dowdle	CAR	RB	1280	251	5.1	1007	217	4.6	273	34	8.0
11	Swift	CHI	RB	1259	235	5.4	993	204	4.9	266	31	8.6
12	Jacobs	GB	RB	1208	265	4.6	926	230	4.0	282	35	8.1
13	St. Brown	DET	WR	1203	101	11.9	9	3	3.0	1194	98	12.2
14	Walker	SEA	RB	1119	215	5.2	879	190	4.6	240	25	9.6
15	McBride	ARI	TE	1098	109	10.1	0	0	---	1098	109	10.1
16	Olave	NO	WR	1041	93	11.2	-3	1	-3.0	1044	92	11.3
17	Lamb	DAL	WR	1029	70	14.7	2	1	2.0	1027	69	14.9
18	J. Williams	DET	WR	1018	63	16.2	12	6	2.0	1006	57	17.6
19	A. Brown	PHI	WR	935	73	12.8	0	0	---	935	73	12.8
20	D. Smith	PHI	WR	931	72	12.9	0	0	---	931	72	12.9
21	*McMillan	CAR	WR	924	65	14.2	0	0	---	924	65	14.2
22	Jefferson	MIN	WR	921	73	12.6	4	1	4.0	917	72	12.7
23	*Egbuka	TB	WR	919	61	15.1	9	2	4.5	910	59	15.4
24	Robinson	NYG	WR	906	84	10.8	5	3	1.7	901	81	11.1
25	*Monangai	CHI	RB	871	169	5.2	731	155	4.7	140	14	10.0
26	Pitts	ATL	TE	854	80	10.7	0	0	---	854	80	10.7
27	D. London	ATL	WR	837	63	13.3	0	0	---	837	63	13.3
28	Mi. Wilson	ARI	WR	818	68	12.0	0	0	---	818	68	12.0
29	Montgomery	DET	RB	813	161	5.0	649	140	4.6	164	21	7.8
30	Tracy	NYG	RB	812	171	4.7	575	144	4.0	237	27	8.8
31	Adams	LAR	WR	789	60	13.2	0	0	---	789	60	13.2
32	Shaheed	NO-SEA	WR	746	66	11.3	69	9	7.7	677	57	11.9
33	Moore	CHI	WR	743	63	11.8	79	15	5.3	664	48	13.8
34	*Croskey-Merritt	WAS	RB	739	160	4.6	671	151	4.4	68	9	7.6
35	Irving	TB	RB	734	162	4.5	484	138	3.5	250	24	10.4
36	Johnson	NO	TE	733	70	10.5	0	0	---	733	70	10.5
37	White	TB	RB	732	159	4.6	539	123	4.4	193	36	5.4
38	Mason	MIN	RB	715	159	4.5	664	145	4.6	51	14	3.6
39	Hubbard	CAR	RB	699	150	4.7	489	125	3.9	210	25	8.4
40	Corum	LAR	RB	695	133	5.2	669	126	5.3	26	7	3.7
41	Samuel	WAS	WR	688	81	8.5	49	13	3.8	639	68	9.4
42	A. Jones	MIN	RB	684	139	4.9	495	114	4.3	189	25	7.6
43	Doubs	GB	WR	662	52	12.7	0	0	---	662	52	12.7
44	Odunze	CHI	WR	661	44	15.0	0	0	---	661	44	15.0
45	Kamara	NO	RB	657	164	4.0	471	131	3.6	186	33	5.6
46	Charbonnet	SEA	RB	655	164	4.0	546	149	3.7	109	15	7.3
47	Addison	MIN	WR	618	42	14.7	16	1	16.0	602	41	14.7
48	*Skattebo	NYG	RB	617	125	4.9	410	101	4.1	207	24	8.6
49	Harrison	ARI	WR	608	41	14.8	0	0	---	608	41	14.8
50	Kittle	SF	TE	596	53	11.2	-3	1	-3.0	599	52	11.5

2025 NATIONAL FOOTBALL LEAGUE

NFC LEADERS IN FIRST DOWNS

RANK	PLAYER	TEAM	POS	TOTAL	RUSH	REC
1	McCaffrey	SF	RB	108	62	46
2	B. Robinson	ATL	RB	88	57	31
3t	Gibbs	DET	RB	76	51	25
3t	Nacua	LAR	WR	76	3	73
3t	K. Williams	LAR	RB	76	67	9
6	Smith-Njigba	SEA	WR	73	2	71
7	J. Williams	DAL	RB	70	63	7
8	Pickens	DAL	WR	69	0	69
9	Swift	CHI	RB	66	56	10
10	Jacobs	GB	RB	63	55	8
11	Dowdle	CAR	RB	62	49	13
12	St. Brown	DET	WR	59	1	58
13	McBride	ARI	TE	58	0	58
14	Barkley	PHI	RB	55	44	11
15t	Adams	LAR	WR	51	0	51
15t	*McMillan	CAR	WR	51	0	51
17	Walker	SEA	RB	50	40	10
18	Olave	NO	WR	48	0	48
19	White	TB	RB	46	37	9
20	Montgomery	DET	RB	45	36	9
21t	A. Brown	PHI	WR	44	0	44
21t	*Monangai	CHI	RB	44	38	6
21t	Pitts	ATL	TE	44	0	44
21t	J. Williams	DET	WR	44	0	44
25	Mi. Wilson	ARI	WR	43	0	43
26	Tracy	NYG	RB	42	32	10
27t	Charbonnet	SEA	RB	41	36	5
27t	Corum	LAR	RB	41	40	1
27t	Hubbard	CAR	RB	41	30	11
27t	Jefferson	MIN	WR	41	0	41
27t	D. London	ATL	WR	41	0	41
32t	Hurts	PHI	QB	40	40	0
32t	Lamb	DAL	WR	40	0	40
32t	Mason	MIN	RB	40	39	1
32t	D. Smith	PHI	WR	40	0	40
36	*Croskey-Merritt	WAS	RB	39	36	3
37t	Allgeier	ATL	RB	38	35	3
37t	Doubs	GB	WR	38	0	38
37t	*Skattebo	NYG	RB	38	27	11
40	Odunze	CHI	WR	37	0	37
41t	Johnson	NO	TE	36	0	36
41t	Moore	CHI	WR	36	5	31
43t	Kittle	SF	TE	35	0	35
43t	Robinson	NYG	WR	35	1	34
45t	*Egbuka	TB	WR	34	0	34
45t	A. Jones	MIN	RB	34	25	9
47t	Goedert	PHI	TE	33	0	33
47t	Jennings	SF	WR	33	0	33
49t	Barner	SEA	TE	32	9	23
49t	Samuel	WAS	WR	32	3	29
49t	Shaheed	NO-SEA	WR	32	3	29

2025 NATIONAL FOOTBALL LEAGUE

NFC PUNTING YARDS LEADERS

RANK	PLAYER	TEAM	POS	PUNTS	YARDS	LONG	AVG	TB	BLK	DWN	OB	RETURNS		IN20	NET AVG
												TOT	YDS		
1	Whelan	GB	P	41	2102	72	51.3	7	0	2	5	19	217	13	42.6
2	Mann	PHI	P	62	3088	70	49.8	7	0	5	10	30	299	17	42.7
3	Dickson	SEA	P	49	2424	60	49.5	3	0	7	5	19	295	19	42.2
4	Wright	MIN	P	54	2630	77	48.7	1	0	4	6	22	200	21	44.6
5	Anger	DAL	P	38	1831	62	48.2	0	0	1	1	23	219	14	42.4
6	Taylor	CHI	P	53	2516	69	47.5	6	0	8	10	21	262	20	40.3
7t	Martin	CAR	P	50	2362	68	47.2	2	0	6	6	23	300	24	40.4
7t	Way	WAS	P	50	2362	64	47.2	4	0	7	0	23	94	25	43.8
9	Fox	DET	P	51	2359	66	46.3	1	0	4	1	21	158	25	42.8
10	Evans	LAR	P	46	2108	68	45.8	4	0	4	10	19	309	19	37.4
11	*Kroeger	NO	P	49	2212	61	45.1	4	1	8	5	21	235	17	37.9
12	Dixon	TB	P	57	2559	62	44.9	4	2	8	4	22	202	24	38.6
13	Gillan	NYG	P	51	2273	69	44.6	4	0	3	5	22	276	15	37.6
14	Pinion	ATL	P	55	2414	61	43.9	3	0	5	8	24	180	29	39.5
15	Morstead	SF	P	38	1657	55	43.6	1	0	4	1	20	251	19	36.5

2025 NATIONAL FOOTBALL LEAGUE

NFC NET PUNTING YARDS LEADERS

RANK	PLAYER	TEAM	POS	PUNTS	YARDS	LONG	AVG	TB	BLK	DWN	OB	RETURNS		IN20	NET AVG
												TOT	YDS		
1	Wright	MIN	P	54	2630	77	48.7	1	0	4	6	22	200	21	44.6
2	Way	WAS	P	50	2362	64	47.2	4	0	7	0	23	94	25	43.8
3	Fox	DET	P	51	2359	66	46.3	1	0	4	1	21	158	25	42.8
4	Mann	PHI	P	62	3088	70	49.8	7	0	5	10	30	299	17	42.7
5	Whelan	GB	P	41	2102	72	51.3	7	0	2	5	19	217	13	42.6
6	Anger	DAL	P	38	1831	62	48.2	0	0	1	1	23	219	14	42.4
7	Dickson	SEA	P	49	2424	60	49.5	3	0	7	5	19	295	19	42.2
8	Martin	CAR	P	50	2362	68	47.2	2	0	6	6	23	300	24	40.4
9	Taylor	CHI	P	53	2516	69	47.5	6	0	8	10	21	262	20	40.3
10	Pinion	ATL	P	55	2414	61	43.9	3	0	5	8	24	180	29	39.5
11	Dixon	TB	P	57	2559	62	44.9	4	2	8	4	22	202	24	38.6
12	*Kroeger	NO	P	49	2212	61	45.1	4	1	8	5	21	235	17	37.9
13	Gillan	NYG	P	51	2273	69	44.6	4	0	3	5	22	276	15	37.6
14	Evans	LAR	P	46	2108	68	45.8	4	0	4	10	19	309	19	37.4
15	Morstead	SF	P	38	1657	55	43.6	1	0	4	1	20	251	19	36.5

2025 NATIONAL FOOTBALL LEAGUE

NFC PUNT RETURN LEADERS

RANK	PLAYER	TEAM	POS	RET	FC	YDS	AVG	LONG	TD
1	Shaheed	NO-SEA	WR	20	23	296	14.8	58t	1
2	*Lane	WAS	WR	23	9	314	13.7	90t	2
3	Moore	SF	WR	23	6	280	12.2	66	0
4	K. Johnson	TB	WR	24	13	264	11.0	54	0
5	Duvernay	CHI	WR	20	13	216	10.8	22	0
6	*Price	MIN	WR	30	12	298	9.9	43	0
7	X. Smith	LAR	WR	23	17	219	9.5	31	0
8	Olszewski	NYG	WR	20	12	171	8.6	21	0
9	*Etienne	CAR	RB	19	5	160	8.4	16	0
10	Raymond	DET	WR	24	12	177	7.4	65t	1

2025 NATIONAL FOOTBALL LEAGUE

NFC KICKOFF RETURN LEADERS

RANK	PLAYER	TEAM	POS	RET	YDS	AVG	LONG	TD
1	McCaffrey	WAS	WR	26	769	29.6	58	0
2	Moore	SF	WR	29	815	28.1	98	0
3	Saylors	DET	RB	33	897	27.2	39	0
4	Shipley	PHI	RB	25	673	26.9	41	0
5	Duvernay	CHI	WR	36	964	26.8	56	0
6	Olszewski	NYG	WR	26	682	26.2	37	0
7	Dortch	ARI	WR	31	811	26.2	39	0
8	Turpin	DAL	WR	57	1484	26.0	45	0
9	*Price	MIN	WR	56	1455	26.0	61	0
10	*S. Williams	GB	WR	28	717	25.6	36	0
11	K. Johnson	TB	WR	24	610	25.4	44	0
12	Agnew	ATL-WAS	WR	30	741	24.7	45	0
13	*Etienne	CAR	RB	27	642	23.8	45	0
14	Tucker	TB	RB	23	540	23.5	35	0

2025 NATIONAL FOOTBALL LEAGUE

NFC INTERCEPTION LEADERS

RANK	PLAYER	TEAM	POS	INT	YARDS	AVG	LONG	TD
1	Byard	CHI	FS	6	70	11.7	35	0
2t	Ja. Horn	CAR	CB	5	46	9.2	22	0
2t	E. Jones	SEA	LB	5	150	30.0	85t	1
2t	N. Wright	CHI	CB	5	118	23.6	74t	1
5t	Bryant	SEA	SAF	4	43	10.8	28	0
5t	Edmunds	CHI	MLB	4	10	2.5	10	0
5t	Sainristil	WAS	CB	4	78	19.5	55	0
8t	*Burke	ARI	CB	3	20	6.7	16	0
8t	Dean	TB	CB	3	74	24.7	55t	1
8t	Durant	LAR	CB	3	60	20.0	50t	1
8t	Forbes	LAR	CB	3	43	14.3	31	0
8t	M. Jackson	CAR	CB	3	102	34.0	54	1
8t	Joseph	DET	SAF	3	1	0.3	1	0
8t	McKinstry	NO	CB	3	0	0.0	0	0
8t	*Watts	ATL	SAF	3	0	0.0	0	0
8t	E. Williams	GB	SAF	3	0	0.0	0	0
17t	Alford	ATL	CB	2	0	0.0	0	0
17t	Bates	ATL	FS	2	20	10.0	17	0
17t	Baun	PHI	LB	2	0	0.0	0	0
17t	Brown	SF	SAF	2	4	2.0	4	0
17t	Curl	LAR	SAF	2	0	0.0	0	0
17t	DeJean	PHI	CB	2	32	16.0	21	0
17t	Gardner-Johnson	HOU-BAL-CHI	SAF	2	60	30.0	32	0
17t	Hunt	PHI	LB	2	53	26.5	42t	1
17t	Kendrick	SEA-LAR	CB	2	0	0.0	0	0
17t	Kinchens	LAR	SAF	2	53	26.5	31	0
17t	Lenoir	SF	CB	2	90	45.0	64	0
17t	McKinney	GB	SAF	2	0	0.0	0	0
17t	Metellus	MIN	SAF	2	0	0.0	0	0
17t	*Mukuba	PHI	SAF	2	41	20.5	41	0
17t	Phillips	NYG	CB	2	56	28.0	56	0
17t	Reed	DET	CB	2	34	17.0	34	0
17t	*Sanker	NO	SAF	2	29	14.5	29	0
17t	Taylor	NO	CB	2	21	10.5	11	0
17t	Taylor-Demerson	ARI	SAF	2	18	9.0	18	0
17t	Wagner	WAS	MLB	2	7	3.5	6	0
17t	D. Wilson	DAL	SAF	2	21	10.5	21	0
17t	Winfield	TB	SAF	2	5	2.5	5	0
39t	Adebo	NYG	CB	1	0	0.0	0	0
39t	Anzalone	DET	MLB	1	14	14.0	14	0
39t	Arnold	DET	CB	1	0	0.0	0	0
39t	Baker	ARI	SS	1	0	0.0	0	0
39t	Barnes	DET	LB	1	23	23.0	23	0
39t	Bell	DAL	SAF	1	24	24.0	24	0
39t	Bland	DAL	CB	1	68	68.0	68t	1
39t	Blankenship	PHI	SAF	1	0	0.0	0	0
39t	*Bowman	ATL	SAF	1	0	0.0	0	0
39t	*Bridges	DAL	CB	1	7	7.0	7	0
39t	Brisker	CHI	SAF	1	32	32.0	32	0
39t	Browning	ARI	LB	1	4	4.0	4	0
39t	*J. Campbell	PHI	LB	1	0	0.0	0	0
39t	David	TB	OLB	1	3	3.0	3	0
39t	Davis-Gaither	ARI	LB	1	0	0.0	0	0
39t	Dennis	TB	LB	1	0	0.0	0	0
39t	Elliss	ATL	LB	1	16	16.0	16	0

2025 NATIONAL FOOTBALL LEAGUE

NFC INTERCEPTION LEADERS

RANK	PLAYER	TEAM	POS	INT	YARDS	AVG	LONG	TD
39t	*Emmanwori	SEA	SAF	1	0	0.0	0	0
39t	Flott	NYG	CB	1	68	68.0	68	0
39t	Harper	DET	SAF	1	0	0.0	0	0
39t	Henderson	ATL	CB	1	0	0.0	0	0
39t	Holland	NYG	SAF	1	3	3.0	3	0
39t	Hughes	ATL	CB	1	6	6.0	6	0
39t	Hutchinson	DET	DE	1	58	58.0	58	0
39t	Jackson	PHI	CB	1	1	1.0	1	0
39t	D. Jackson	CHI	LB	1	0	0.0	0	0
39t	Jobe	SEA	CB	1	0	0.0	0	0
39t	J. Johnson	CHI	CB	1	0	0.0	0	0
39t	Lake	LAR	SAF	1	0	0.0	0	0
39t	Landman	LAR	LB	1	0	0.0	0	0
39t	Lattimore	WAS	CB	1	0	0.0	0	0
39t	Lawrence	NYG	DT	1	37	37.0	37	0
39t	Malone	ATL	LB	1	6	6.0	6	0
39t	Maulet	DET	CB	1	0	0.0	0	0
39t	McCollum	TB	CB	1	19	19.0	19	0
39t	McCreary	TEN-LAR	CB	1	0	0.0	0	0
39t	McDuffie	GB	LB	1	0	0.0	0	0
39t	Moehrig	CAR	SAF	1	36	36.0	36	0
39t	B. Murphy	MIN	CB	1	15	15.0	15	0
39t	Mustapha	SF	SAF	1	0	0.0	0	0
39t	Nelson	TB	LB	1	3	3.0	3t	1
39t	Nixon	GB	CB	1	0	0.0	0	0
39t	Okada	SEA	SAF	1	0	0.0	0	0
39t	*Parrish	TB	CB	1	3	3.0	3	0
39t	*Ransom	CAR	SAF	1	5	5.0	5	0
39t	Reid	NO	SS	1	49	49.0	49t	1
39t	*Riley	NO	CB	1	0	0.0	0	0
39t	Robertson	DET	CB	1	2	2.0	2	0
39t	Rodgers	MIN	CB	1	87	87.0	87t	1
39t	Scott	CAR	SAF	1	0	0.0	0	0
39t	Smith	MIN	FS	1	11	11.0	11	0
39t	T. Smith	TB	SAF	1	0	0.0	0	0
39t	Smith-Wade	CAR	CB	1	11	11.0	11t	1
39t	Stevenson	CHI	CB	1	3	3.0	3	0
39t	Turner	LAR	DE	1	10	10.0	10	0
39t	Van Ginkel	MIN	OLB	1	40	40.0	40	0
39t	Vildor	TB	CB	1	13	13.0	13	0
39t	Wallace	LAR	CB	1	56	56.0	56	0
39t	D. Williams	LAR	CB	1	18	18.0	18	0
39t	G. Williams	ARI	CB	1	0	0.0	0	0
39t	Q. Williams	NYJ-DAL	DT	1	0	0.0	0	0
39t	Ma. Wilson	ARI	LB	1	9	9.0	9	0
39t	Winters	SF	LB	1	74	74.0	74t	1
39t	Witherspoon	SEA	CB	1	3	3.0	3	0
39t	Wonnum	CAR	LB	1	0	0.0	0	0
39t	Woolen	SEA	CB	1	30	30.0	30	0

2025 NATIONAL FOOTBALL LEAGUE

NFC SACK LEADERS

RANK	PLAYER	TEAM	POS	SACKS
1	Burns	NYG	LB	15.0
2	Parsons	GB	DE-LB	12.5
3	Hutchinson	DET	DE	11.5
4t	Sweat	ARI	OLB	11.0
4t	Young	LAR	LB	11.0
6	Sweat	CHI	DE	9.5
7	Muhammad	DET	DE	9.0
8t	Jordan	NO	DE	8.5
8t	*Pearce	ATL	DE	8.5
10t	Dorlus	ATL	DE	7.5
10t	Gary	GB	DE	7.5
12t	Miller	WAS	OLB	7.0
12t	Murphy	SEA	DT	7.0
12t	Turner	LAR	DE	7.0
12t	Williams	SEA	DE	7.0
12t	C. Young	NO	DE	7.0
17t	Verse	LAR	LB	6.5
17t	Wilson	MIN	LB	6.5
19t	Diaby	TB	LB	6.0
19t	Nwosu	SEA	LB	6.0
19t	Redmond	MIN	DL	6.0
22t	Armstrong	WAS	DE	5.5
22t	Campbell	ARI	DE	5.5
22t	Houston	DAL	DE	5.5
22t	J. Martin	WAS	DE	5.5
22t	Turner	MIN	LB	5.5
22t	Van Ginkel	MIN	OLB	5.5
22t	*Walker	ATL	DE	5.5
29t	D. Brown	CAR	DE	5.0
29t	Campbell	DET	LB	5.0
29t	Dexter	CHI	DT	5.0
29t	Lawrence	SEA	LB	5.0
29t	Ojomo	PHI	DT	5.0
34t	Davis	PHI	DT	4.5
34t	Granderson	NO	DE	4.5
34t	Z. Harrison	ATL	DE	4.5
34t	Hunt	PHI	LB	4.5
34t	Vea	TB	DT	4.5
39t	Barnes	DET	LB	4.0
39t	Clowney	DAL	OLB-DE	4.0
39t	Dean	PHI	LB	4.0
39t	Ferrell	LAC-SF	DE	4.0
39t	Huff	SF	DE	4.0
39t	L. London	ATL	DT	4.0
39t	Phillips	MIA-PHI	LB	4.0
39t	Wagner	WAS	MLB	4.0
39t	Wyatt	GB	DT	4.0
48t	Allen	MIN	DE	3.5
48t	Baun	PHI	LB	3.5
48t	Booker	CHI	DE	3.5
48t	*Carter	NYG	LB	3.5
48t	David	TB	OLB	3.5
48t	Elliss	ATL	LB	3.5
48t	Hargrave	MIN	NT	3.5
48t	*Scourton	CAR	LB	3.5

2025 NATIONAL FOOTBALL LEAGUE

NFC SACK LEADERS

RANK	PLAYER	TEAM	POS	SACKS
48t	D. Thomas	SEA	LB	3.5

2025 NATIONAL FOOTBALL LEAGUE

NFC LEADERS IN FUMBLE RECOVERIES

RANK	PLAYER	TEAM	POS	TOTAL	OWN TEAM	OPP TEAM
1t	Love	GB	QB	5	5	0
1t	Ca. Williams	CHI	QB	5	5	0
3	McCarthy	MIN	QB	4	4	0
4t	Hurts	PHI	QB	3	2	1
4t	Prescott	DAL	QB	3	3	0
4t	Stafford	LAR	QB	3	3	0
4t	Werner	NO	LB	3	0	3
4t	White	TB	RB	3	3	0
4t	N. Wright	CHI	CB	3	0	3
10t	Anderson	GB	SAF	2	1	1
10t	Barner	SEA	TE	2	2	0
10t	Campbell	DET	LB	2	0	2
10t	*Carter	NYG	LB	2	0	2
10t	*Collins	SF	DT	2	0	2
10t	Collins	ARI	LB	2	0	2
10t	*Conerly	WAS	OT	2	2	0
10t	Covey	PHI	WR	2	2	0
10t	Dexter	CHI	DT	2	0	2
10t	Farrell	SF	TE	2	2	0
10t	Gibbs	DET	RB	2	2	0
10t	Hill	NO	TE	2	2	0
10t	K. Johnson	TB	WR	2	2	0
10t	Kinchens	LAR	SAF	2	0	2
10t	Landman	LAR	LB	2	0	2
10t	Lawrence	SEA	LB	2	0	2
10t	Lock	SEA	QB	2	2	0
10t	Mayfield	TB	QB	2	2	0
10t	*Monangai	CHI	RB	2	2	0
10t	Neuzil	ATL	C	2	2	0
10t	Penix	ATL	QB	2	2	0
10t	Phillips	MIA-PHI	LB	2	0	2
10t	T. Smith	TB	SAF	2	0	2
10t	Wentz	MIN	QB	2	2	0
10t	Wilson	NYG	QB	2	2	0

2025 NATIONAL FOOTBALL LEAGUE

NFC LEADERS IN RECOVERIES OF FUMBLES BY OWN TEAM

RANK	PLAYER	TEAM	POS	REC	YARDS	AVG	LONG	TD
1t	Love	GB	QB	5	0	0.0	0	0
1t	Ca. Williams	CHI	QB	5	0	0.0	0	0
3	McCarthy	MIN	QB	4	0	0.0	0	0
4t	Prescott	DAL	QB	3	0	0.0	0	0
4t	Stafford	LAR	QB	3	0	0.0	0	0
4t	White	TB	RB	3	0	0.0	0	0
7t	Barner	SEA	TE	2	0	0.0	0	0
7t	*Conerly	WAS	OT	2	0	0.0	0	0
7t	Covey	PHI	WR	2	0	0.0	0	0
7t	Farrell	SF	TE	2	3	1.5	3	0
7t	Gibbs	DET	RB	2	0	0.0	0	0
7t	Hill	NO	TE	2	0	0.0	0	0
7t	Hurts	PHI	QB	2	-3	-1.5	0	0
7t	K. Johnson	TB	WR	2	0	0.0	0	0
7t	Lock	SEA	QB	2	0	0.0	0	0
7t	Mayfield	TB	QB	2	0	0.0	0	0
7t	*Monangai	CHI	RB	2	1	0.5	1	0
7t	Neuzil	ATL	C	2	0	0.0	0	0
7t	Penix	ATL	QB	2	0	0.0	0	0
7t	Wentz	MIN	QB	2	0	0.0	0	0
7t	Wilson	NYG	QB	2	0	0.0	0	0

2025 NATIONAL FOOTBALL LEAGUE

NFC LEADERS IN RECOVERIES OF FUMBLES BY OPPOSING TEAM

RANK	PLAYER	TEAM	POS	REC	YARDS	AVG	LONG	TD
1t	Werner	NO	LB	3	0	0.0	0	0
1t	N. Wright	CHI	CB	3	-1	-0.3	0	0
3t	Campbell	DET	LB	2	2	1.0	2	0
3t	*Carter	NYG	LB	2	-3	-1.5	1	0
3t	*Collins	SF	DT	2	0	0.0	0	0
3t	Collins	ARI	LB	2	3	1.5	3t	1
3t	Dexter	CHI	DT	2	0	0.0	0	0
3t	Kinchens	LAR	SAF	2	13	6.5	13	0
3t	Landman	LAR	LB	2	0	0.0	0	0
3t	Lawrence	SEA	LB	2	56	28.0	34t	2
3t	Phillips	MIA-PHI	LB	2	4	2.0	4	0
3t	T. Smith	TB	SAF	2	0	0.0	0	0
13t	Alford	ATL	CB	1	2	2.0	2	0
13t	Allen	MIN	DE	1	0	0.0	0	0
13t	Anderson	GB	SAF	1	0	0.0	0	0
13t	Baker	ARI	SS	1	1	1.0	1	0
13t	Baun	PHI	LB	1	0	0.0	0	0
13t	Benson	ARI	RB	1	0	0.0	0	0
13t	Blankenship	PHI	SAF	1	0	0.0	0	0
13t	Bosa	SF	DE	1	0	0.0	0	0
13t	Branch	DET	SAF	1	0	0.0	0	0
13t	Browning	ARI	LB	1	0	0.0	0	0
13t	Bullard	GB	SAF	1	0	0.0	0	0
13t	Burns	NYG	LB	1	23	23.0	23	0
13t	Clowney	DAL	OLB-DE	1	0	0.0	0	0
13t	E. Cooper	GB	LB	1	0	0.0	0	0
13t	David	TB	OLB	1	0	0.0	0	0
13t	D. Davis	NO	OLB	1	0	0.0	0	0
13t	Davis	LAR	DE	1	0	0.0	0	0
13t	Davis-Gaither	ARI	LB	1	0	0.0	0	0
13t	Deablo	ATL	LB	1	0	0.0	0	0
13t	Durant	LAR	CB	1	0	0.0	0	0
13t	Edmunds	CHI	MLB	1	0	0.0	0	0
13t	Fiske	LAR	DE	1	0	0.0	0	0
13t	Ford	ATL	CB	1	0	0.0	0	0
13t	Gary	GB	DE	1	0	0.0	0	0
13t	Gifford	SF	LB	1	0	0.0	0	0
13t	Gipson	SF-CAR	DE	1	0	0.0	0	0
13t	Gordon	CHI	CB	1	0	0.0	0	0
13t	Hargrave	MIN	NT	1	0	0.0	0	0
13t	Hellams	ATL	SAF	1	0	0.0	0	0
13t	Houston	DAL	DE	1	0	0.0	0	0
13t	Howden	NO	SAF	1	86	86.0	86t	1
13t	Hurts	PHI	QB	1	-1	-1.0	-1	0
13t	Hutchinson	DET	DE	1	0	0.0	0	0
13t	T. Jackson	MIN	SAF	1	9	9.0	9	0
13t	Jordan	NO	DE	1	0	0.0	0	0
13t	Lake	LAR	SAF	1	20	20.0	20	0
13t	Lattimore	WAS	CB	1	0	0.0	0	0
13t	Lewis	CAR	OG	1	0	0.0	0	0
13t	Luter	SF	CB	1	0	0.0	0	0
13t	*Medrano	WAS	LB	1	0	0.0	0	0
13t	R. Miller	TB-NYG	WR	1	0	0.0	0	0
13t	Mitchell	PHI	CB	1	6	6.0	6	0
13t	Murray	DAL	LB	1	0	0.0	0	0

2025 NATIONAL FOOTBALL LEAGUE

NFC LEADERS IN RECOVERIES OF FUMBLES BY OPPOSING TEAM

RANK	PLAYER	TEAM	POS	REC	YARDS	AVG	LONG	TD
13t	Nailor	MIN	WR	1	0	0.0	0	0
13t	Nixon	GB	CB	1	22	22.0	22	0
13t	*Nolen	ARI	DT	1	7	7.0	7t	1
13t	Nowaske	DET	LB	1	0	0.0	0	0
13t	Nubin	NYG	SAF	1	27	27.0	27t	1
13t	Okada	SEA	SAF	1	0	0.0	0	0
13t	Okudah	MIN	CB	1	0	0.0	0	0
13t	*O'Toole	SEA	LB	1	0	0.0	0	0
13t	*Parrish	TB	CB	1	0	0.0	0	0
13t	*Pearce	ATL	DE	1	27	27.0	27	0
13t	Phillips	NYG	CB	1	0	0.0	0	0
13t	Redmond	MIN	DL	1	0	0.0	0	0
13t	Reed	DET	CB	1	3	3.0	3	0
13t	Richardson	CAR	SAF	1	0	0.0	0	0
13t	Ringo	PHI	CB	1	0	0.0	0	0
13t	*E. Roberts	TB	DE	1	0	0.0	0	0
13t	Robinson	ARI	DL	1	0	0.0	0	0
13t	Rodgers	MIN	CB	1	66	66.0	66t	1
13t	*Sanker	NO	SAF	1	27	27.0	27	0
13t	Scott	CAR	SAF	1	0	0.0	0	0
13t	Sieg	DAL	LS	1	0	0.0	0	0
13t	*Sigle	SF	SAF	1	0	0.0	0	0
13t	Smith	MIN	FS	1	-1	-1.0	-1	0
13t	Sweat	ARI	OLB	1	2	2.0	2	0
13t	Sweat	CHI	DE	1	0	0.0	0	0
13t	D. Thomas	SEA	LB	1	8	8.0	8	0
13t	Tonges	SF	TE	1	0	0.0	0	0
13t	*Umanmielen	CAR	LB	1	0	0.0	0	0
13t	Vea	TB	DT	1	0	0.0	0	0
13t	*Walker	ATL	DE	1	0	0.0	0	0
13t	Ward	MIN	SAF	1	0	0.0	0	0
13t	Warner	SF	MLB	1	0	0.0	0	0
13t	White	NE-SF	DE	1	0	0.0	0	0
13t	E. Williams	GB	SAF	1	0	0.0	0	0
13t	S. Williams	DAL	DE	1	0	0.0	0	0
13t	L. Wilson	CIN-DAL	LB	1	0	0.0	0	0
13t	Winfield	TB	SAF	1	0	0.0	0	0
13t	Witherspoon	SEA	CB	1	0	0.0	0	0
13t	Wonnum	CAR	LB	1	19	19.0	19	0
13t	Young	PHI	DT	1	0	0.0	0	0

2025 NATIONAL FOOTBALL LEAGUE

NFL LEADING PASSERS

RANK	PLAYER	TEAM	ATT	COMP	COMP%	YDS	YPA	TD	TD%	LONG	INT	INT%	RATING
1	Stafford	LAR	519	341	65.7%	4179	8.05	40	7.7%	88t	5	1.0%	112.1
2	Goff	DET	507	348	68.6%	4036	7.96	32	6.3%	64	5	1.0%	109.4
3	Maye	NE	453	321	70.9%	3947	8.71	25	5.5%	72t	8	1.8%	108.5
4	Allen	BUF	425	296	69.6%	3406	8.01	25	5.9%	54t	10	2.4%	103.3
5	L. Jackson	BAL	284	181	63.7%	2311	8.14	18	6.3%	45	6	2.1%	101.4
6	Love	GB	439	291	66.3%	3381	7.70	23	5.2%	59	6	1.4%	101.2
7	Darnold	SEA	424	285	67.2%	3703	8.73	24	5.7%	67	13	3.1%	100.6
8	Hurts	PHI	427	281	65.8%	3114	7.29	24	5.6%	79t	6	1.4%	100.2
9	D. Jones	IND	384	261	68.0%	3101	8.08	19	4.9%	75	8	2.1%	100.2
10	Prescott	DAL	552	378	68.5%	4175	7.56	28	5.1%	74t	10	1.8%	100.0
11	Rodgers	PIT	412	275	66.7%	2860	6.94	23	5.6%	80t	7	1.7%	98.2
12	Jones	SF	289	201	69.6%	2151	7.44	13	4.5%	56	6	2.1%	97.4
13	Herbert	LAC	480	319	66.5%	3491	7.27	25	5.2%	60t	12	2.5%	94.7
14	Brissett	ARI	417	272	65.2%	2911	6.98	19	4.6%	50	7	1.7%	93.7
15	Stroud	HOU	372	243	65.3%	2628	7.06	16	4.3%	57t	6	1.6%	93.6
16	Mayfield	TB	477	294	61.6%	3144	6.59	23	4.8%	77t	8	1.7%	90.0
17	Lawrence	JAX	493	296	60.0%	3489	7.08	26	5.3%	63	11	2.2%	89.9
18	Mahomes	KC	502	315	62.7%	3587	7.15	22	4.4%	61	11	2.2%	89.6
19	*Dart	NYG	277	172	62.1%	1835	6.62	13	4.7%	44t	5	1.8%	89.6
20	Young	CAR	419	266	63.5%	2691	6.42	21	5.0%	54	9	2.1%	89.5
21	Ca. Williams	CHI	493	285	57.8%	3400	6.90	23	4.7%	65t	6	1.2%	89.5
22	Nix	DEN	551	348	63.2%	3608	6.55	24	4.4%	52t	10	1.8%	89.0
23	Penix	ATL	276	166	60.1%	1982	7.18	9	3.3%	69	3	1.1%	88.5
24	Tagovailoa	MIA	384	260	67.7%	2660	6.93	20	5.2%	47	15	3.9%	88.5
25	G. Smith	LV	420	282	67.1%	2849	6.78	18	4.3%	61t	15	3.6%	85.7
26	Flacco	CLE-CIN	411	248	60.3%	2455	5.97	15	3.6%	44t	10	2.4%	79.3
27	*C. Ward	TEN	497	299	60.2%	2866	5.77	13	2.6%	47	7	1.4%	79.1

2025 NATIONAL FOOTBALL LEAGUE

NFL LEADING PASSERS, RANKS

PLAYER	TEAM	ATT	COMP	COMP%	YDS	YPA	TD	TD%	INT	INT%	RATING
Stafford	LAR	3	4	14	1	5	1	1	2t	1	1
Goff	DET	4	2t	4	3	7	2	3	2t	2	2
Maye	NE	11	5	1	4	2	5t	8	14t	12	3
Allen	BUF	14	9t	2	10	6	5t	4	18t	22	4
L. Jackson	BAL	25	25	17	24	3	20t	2	5t	18	5
Love	GB	12	12	12	12	8	11t	10	5t	5	6
Darnold	SEA	15	13t	8	5	1	8t	5	25	25	7
Hurts	PHI	13	16	13	14	11	8t	6	5t	6	8
D. Jones	IND	21t	20	6	15	4	18t	15	14t	17	9
Prescott	DAL	1	1	5	2	9	3	13	18t	14	10
Rodgers	PIT	19	17	10	18	18	11t	7	11t	11	11
Jones	SF	24	24	3	25	10	25t	20	5t	16	12
Herbert	LAC	9	6	11	8	12	5t	11t	24	24	13
Brissett	ARI	18	18	16	16	17	18t	19	11t	10	14
Stroud	HOU	23	23	15	22	16	23	23	5t	8	15
Mayfield	TB	10	11	22	13	23	11t	16	14t	9	16
Lawrence	JAX	7t	9t	26	9	15	4	9	22t	21	17
Mahomes	KC	5	7	20	7	14	15	21	22t	20	18
*Dart	NYG	26	28	21	27	22	25t	17	2t	13	19
Young	CAR	17	19	18	20	25	16	14	17	19	20
Ca. Williams	CHI	7t	13t	27	11	20	11t	18	5t	4	21
Nix	DEN	2	2t	19	6	24	8t	22	18t	15	22
Penix	ATL	27	29	25	26	13	31	26	1	3	23
Tagovailoa	MIA	21t	21	7	21	19	17	11t	26t	27	24
G. Smith	LV	16	15	9	19	21	20t	24	26t	26	25
Flacco	CLE-CIN	20	22	23	23	26	24	25	18t	23	26
*C. Ward	TEN	6	8	24	17	27	25t	27	11t	7	27

2025 NATIONAL FOOTBALL LEAGUE

NFL FOURTH-QUARTER PASSING LEADERS

RANK	PLAYER	TEAM	ATT	COMP	COMP%	YDS	YPA	TD	TD%	INT	INT%	RATING
1	Daniels	WAS	38	27	71.1%	295	7.76	4	10.5%	0	0.0%	128.7
2	Stafford	LAR	106	68	64.2%	890	8.40	10	9.4%	0	0.0%	122.0
3	Browning	CIN	38	27	71.1%	288	7.58	4	10.5%	1	2.6%	117.0
4	Allen	BUF	124	87	70.2%	1114	8.98	8	6.5%	2	1.6%	112.8
5	G. Smith	LV	111	84	75.7%	877	7.90	7	6.3%	2	1.8%	111.6
6	Rodgers	PIT	103	72	69.9%	682	6.62	8	7.8%	2	1.9%	105.7
7	Purdy	SF	49	35	71.4%	395	8.06	4	8.2%	2	4.1%	105.4
8	Fields	NYJ	66	42	63.6%	454	6.88	4	6.1%	0	0.0%	104.0
9	Hurts	PHI	112	71	63.4%	907	8.10	7	6.3%	2	1.8%	102.0
10	Goff	DET	145	87	60.0%	952	6.57	9	6.2%	0	0.0%	100.1
11	L. Jackson	BAL	66	39	59.1%	530	8.03	4	6.1%	1	1.5%	98.7
12	Stroud	HOU	93	58	62.4%	626	6.73	7	7.5%	2	2.2%	98.2
13	Brissett	ARI	123	78	63.4%	804	6.54	7	5.7%	1	0.8%	97.7
14	Mariota	WAS	63	35	55.6%	522	8.29	4	6.3%	1	1.6%	97.5
15	Maye	NE	105	70	66.7%	817	7.78	3	2.9%	1	1.0%	95.6
16	Wentz	MIN	56	35	62.5%	412	7.36	3	5.4%	1	1.8%	95.2
17	Ca. Williams	CHI	117	65	55.6%	867	7.41	7	6.0%	2	1.7%	92.1
18	Wilson	NYG	44	23	52.3%	319	7.25	2	4.5%	0	0.0%	91.0
19	McCarthy	MIN	60	34	56.7%	395	6.58	6	10.0%	3	5.0%	89.2
20	Love	GB	108	63	58.3%	714	6.61	6	5.6%	2	1.9%	89.0
21	Darnold	SEA	100	64	64.0%	802	8.02	5	5.0%	4	4.0%	88.8
22	D. Jones	IND	77	48	62.3%	514	6.68	4	5.2%	2	2.6%	88.3
23	Burrow	CIN	39	28	71.8%	300	7.69	3	7.7%	3	7.7%	87.6
24	Herbert	LAC	107	67	62.6%	709	6.63	4	3.7%	2	1.9%	86.5
25	Cousins	ATL	79	48	60.8%	492	6.23	3	3.8%	1	1.3%	86.0
26	Jones	SF	77	52	67.5%	579	7.52	4	5.2%	4	5.2%	85.4
27	Prescott	DAL	154	99	64.3%	1095	7.11	6	3.9%	5	3.2%	84.7
28	Young	CAR	124	74	59.7%	712	5.74	7	5.6%	3	2.4%	84.5
29	Tagovailoa	MIA	109	75	68.8%	787	7.22	7	6.4%	7	6.4%	84.2
30	Nix	DEN	161	96	59.6%	1042	6.47	7	4.3%	4	2.5%	82.9
31	*Shough	NO	113	72	63.7%	708	6.27	3	2.7%	2	1.8%	82.8
32	Mahomes	KC	122	65	53.3%	903	7.40	8	6.6%	5	4.1%	82.1
33	*C. Ward	TEN	185	118	63.8%	1039	5.62	6	3.2%	4	2.2%	80.4
34	D. Mills	HOU	50	27	54.0%	237	4.74	2	4.0%	0	0.0%	80.2
35	T. Taylor	NYJ	59	35	59.3%	360	6.10	3	5.1%	2	3.4%	79.8
36	*S. Sanders	CLE	65	38	58.5%	380	5.85	2	3.1%	1	1.5%	79.0
37	Mayfield	TB	142	83	58.5%	830	5.85	5	3.5%	3	2.1%	78.1
38	*Gabriel	CLE	63	35	55.6%	282	4.48	2	3.2%	0	0.0%	77.6
39	Penix	ATL	65	34	52.3%	417	6.42	1	1.5%	0	0.0%	77.5
40	Flacco	CLE-CIN	154	89	57.8%	870	5.65	5	3.2%	3	1.9%	76.5
41	Lawrence	JAX	109	57	52.3%	666	6.11	5	4.6%	3	2.8%	74.9
42	Rattler	NO	71	43	60.6%	357	5.03	2	2.8%	2	2.8%	71.2
43	*Dart	NYG	71	39	54.9%	450	6.34	3	4.2%	3	4.2%	70.7
44	*Cook	NYJ	46	26	56.5%	246	5.35	0	0.0%	4	8.7%	35.2

2025 NATIONAL FOOTBALL LEAGUE

NFL THIRD-DOWN PASSING LEADERS

RANK	PLAYER	TEAM	ATT	COMP	COMP%	YDS	YPA	TD	TD%	INT	INT%	RATING
1	Brissett	ARI	89	58	65.2%	758	8.52	6	6.7%	2	2.2%	105.0
2	Goff	DET	130	81	62.3%	891	6.85	11	8.5%	2	1.5%	104.4
3	Stroud	HOU	101	65	64.4%	683	6.76	7	6.9%	1	1.0%	102.9
4	Hurts	PHI	110	72	65.5%	970	8.82	4	3.6%	1	0.9%	101.7
5	Ca. Williams	CHI	126	76	60.3%	924	7.33	9	7.1%	2	1.6%	100.1
6	Love	GB	118	70	59.3%	1084	9.19	7	5.9%	3	2.5%	99.0
7	Allen	BUF	98	66	67.3%	858	8.76	5	5.1%	3	3.1%	98.9
8	Rodgers	PIT	113	72	63.7%	818	7.24	7	6.2%	2	1.8%	98.6
9	D. Jones	IND	84	55	65.5%	744	8.86	2	2.4%	1	1.2%	96.5
10	Prescott	DAL	141	90	63.8%	1008	7.15	5	3.5%	1	0.7%	93.9
11	Maye	NE	120	74	61.7%	1080	9.00	6	5.0%	5	4.2%	90.3
12	Nix	DEN	153	92	60.1%	1069	6.99	7	4.6%	3	2.0%	88.4
13	Stafford	LAR	120	60	50.0%	791	6.59	7	5.8%	1	0.8%	87.2
14	Mayfield	TB	116	61	52.6%	652	5.62	6	5.2%	1	0.9%	83.0
15	Lawrence	JAX	118	68	57.6%	1008	8.54	5	4.2%	5	4.2%	82.2
16	*Dart	NYG	76	45	59.2%	483	6.36	3	3.9%	2	2.6%	80.1
17	Young	CAR	106	63	59.4%	599	5.65	4	3.8%	2	1.9%	79.9
18	G. Smith	LV	110	70	63.6%	821	7.46	4	3.6%	5	4.5%	79.4
19	L. Jackson	BAL	73	38	52.1%	505	6.92	3	4.1%	2	2.7%	76.6
20	Herbert	LAC	130	75	57.7%	901	6.93	8	6.2%	8	6.2%	73.9
21	Darnold	SEA	112	63	56.3%	776	6.93	5	4.5%	6	5.4%	70.4
22	*C. Ward	TEN	130	69	53.1%	809	6.22	2	1.5%	3	2.3%	67.8
23	Mahomes	KC	112	61	54.5%	757	6.76	4	3.6%	6	5.4%	65.2
24	Flacco	CLE-CIN	104	54	51.9%	629	6.05	1	1.0%	3	2.9%	61.7
25	Tagovailoa	MIA	88	50	56.8%	614	6.98	2	2.3%	6	6.8%	57.7

2025 NATIONAL FOOTBALL LEAGUE

NFL LEADING RUSHERS

RANK	PLAYER	TEAM	ATT	YDS	AVG	LONG	TD
1	Cook	BUF	287	1532	5.3	64t	12
2	Taylor	IND	288	1489	5.2	83t	17
3	Achane	MIA	220	1267	5.8	59t	8
4	Henry	BAL	251	1253	5.0	59	12
5	B. Robinson	ATL	250	1250	5.0	81t	6
6	J. Williams	DAL	239	1147	4.8	66	10
7	Gibbs	DET	207	1102	5.3	78t	13
8	K. Williams	LAR	234	1100	4.7	34	10
9	Barkley	PHI	261	1072	4.1	65t	7
10	McCaffrey	SF	280	1039	3.7	24	9
11	Dowdle	CAR	217	1007	4.6	53	6
12	Etienne	JAX	229	999	4.4	71	7
13	Swift	CHI	204	993	4.9	25	7
14	Hall	NYJ	229	954	4.2	35	3
15	Pollard	TEN	210	949	4.5	65t	5
16	Jacobs	GB	230	926	4.0	40t	13
17	Walker	SEA	190	879	4.6	55t	5
18	C. Brown	CIN	197	846	4.3	37	4
19t	*Jeanty	LV	224	828	3.7	64t	5
19t	J. Warren	PIT	185	828	4.5	45t	6
21	*Judkins	CLE	230	827	3.6	46t	7
22	*Henderson	NE	148	776	5.2	69t	7
23	Dobbins	DEN	153	772	5.0	41	4
24	*Monangai	CHI	155	731	4.7	39	5
25	*Croskey-Merritt	WAS	151	671	4.4	42	6
26	Corum	LAR	126	669	5.3	48t	6
27	Mason	MIN	145	664	4.6	24	6
28	Montgomery	DET	140	649	4.6	72	8
29	Vidal	LAC	152	631	4.2	59t	3
30	*Marks	HOU	167	584	3.5	23	2
31	Tracy	NYG	144	575	4.0	31t	2
32	Hunt	KC	151	559	3.7	33	8
33	Allen (QB)	BUF	105	552	5.3	40t	12
34	Charbonnet	SEA	149	546	3.7	30	9
35	White	TB	123	539	4.4	39	4
36	*Hampton	LAC	110	516	4.7	54t	3
37	Chubb	HOU	121	505	4.2	30	3
38	Gainwell	PIT	102	501	4.9	55	4
39	A. Jones	MIN	114	495	4.3	31	1
40	Hubbard	CAR	125	489	3.9	14	1
41	Irving	TB	138	484	3.5	32	1
42	Allgeier	ATL	126	475	3.8	21t	8
43	Kamara	NO	131	471	3.6	18t	1
44	*Harvey	DEN	117	469	4.0	50	7
45	Herbert (QB)	LAC	77	461	6.0	41	2
46	Wilson	GB	104	436	4.2	15	3
47	Rodriguez	WAS	96	435	4.5	48	5
48	Pacheco	KC	109	430	3.9	16	1
49	Stevenson	NE	115	425	3.7	22	4
50	Mahomes (QB)	KC	64	422	6.6	22	5

2025 NATIONAL FOOTBALL LEAGUE

NFL THIRD-AND-ONE RUSHING LEADERS

RANK	PLAYER	TEAM	ATT	FD	PCT
1t	Hall	NYJ	7	7	100.0%
1t	D. Jones (QB)	IND	7	7	100.0%
1t	Tucker	TB	6	6	100.0%
1t	*Croskey-Merritt	WAS	4	4	100.0%
1t	Darnold (QB)	SEA	4	4	100.0%
1t	Montgomery	DET	4	4	100.0%
1t	Rattler (QB)	NO	4	4	100.0%
1t	Vidal	LAC	4	4	100.0%
9	J. Warren	PIT	11	10	90.9%
10t	Herbert (QB)	LAC	10	9	90.0%
10t	Swift	CHI	10	9	90.0%
12t	Fields (QB)	NYJ	9	8	88.9%
12t	K. Williams	LAR	9	8	88.9%
14t	Lawrence (QB)	JAX	8	7	87.5%
14t	White	TB	8	7	87.5%
16t	Barner (TE)	SEA	7	6	85.7%
16t	Nix (QB)	DEN	7	6	85.7%
18	Allen (QB)	BUF	13	11	84.6%
19t	Brissett (QB)	ARI	6	5	83.3%
19t	C. Brown	CIN	6	5	83.3%
21	Hunt	KC	22	18	81.8%
22t	Charbonnet	SEA	5	4	80.0%
22t	Gibbs	DET	5	4	80.0%
22t	A. Jones	MIN	5	4	80.0%
22t	Knight	ARI	5	4	80.0%
22t	J. Williams	DAL	5	4	80.0%
27t	McCaffrey	SF	12	9	75.0%
27t	Taylor	IND	8	6	75.0%
29t	Andrews (TE)	BAL	7	5	71.4%
29t	*Gordon	MIA	7	5	71.4%
29t	Jones (QB)	SF	7	5	71.4%
29t	Perine	CIN	7	5	71.4%
33t	Hill (TE)	NO	9	6	66.7%
33t	Mason	MIN	9	6	66.7%
33t	*Hampton	LAC	6	4	66.7%
33t	Irving	TB	6	4	66.7%
33t	Maye (QB)	NE	6	4	66.7%
33t	Wilson	GB	6	4	66.7%
39	Henry	BAL	11	7	63.6%
40	G. Smith (QB)	LV	8	5	62.5%
41	*Judkins	CLE	13	8	61.5%
42	Hurts (QB)	PHI	12	7	58.3%
43	Jacobs	GB	16	9	56.3%
44	*Marks	HOU	9	5	55.6%
45	Allgeier	ATL	11	6	54.5%
46	Rodriguez	WAS	10	5	50.0%
47t	*Jeanty	LV	9	4	44.4%
47t	Stevenson	NE	9	4	44.4%

2025 NATIONAL FOOTBALL LEAGUE

NFL LEADERS IN RECEPTIONS

RANK	PLAYER	TEAM	REC	YDS	AVG	LONG	TD
1	Nacua	LAR	114	1592	14.0	58	8
2	Chase	CIN	110	1256	11.4	64t	5
3	McBride (TE)	ARI	109	1098	10.1	31	10
4	Smith-Njigba	SEA	104	1637	15.7	63t	10
5	St. Brown	DET	98	1194	12.2	52	11
6t	Olave	NO	92	1044	11.3	62t	8
6t	McCaffrey (RB)	SF	92	849	9.2	39	7
8	Pickens	DAL	88	1342	15.3	45	9
9	Robinson	NYG	81	901	11.1	50	4
10t	Pitts (TE)	ATL	80	854	10.7	36	5
10t	Ferguson (TE)	DAL	80	589	7.4	26t	7
12	Flowers	BAL	78	1043	13.4	56	2
13t	Diggs	NE	76	869	11.4	33	3
13t	Pittman	IND	76	757	10.0	27t	7
15	Schultz (TE)	HOU	75	685	9.1	47	3
16t	A. Brown	PHI	73	935	12.8	45	7
16t	Allen	LAC	73	724	9.9	31	4
18t	D. Smith	PHI	72	931	12.9	79t	4
18t	Jefferson	MIN	72	917	12.7	50	2
18t	Gibbs (RB)	DET	72	560	7.8	42	4
21	B. Robinson (RB)	ATL	71	776	10.9	69	3
22t	Johnson (TE)	NO	70	733	10.5	52	3
22t	*Fannin (TE)	CLE	70	701	10.0	35	5
24t	Lamb	DAL	69	1027	14.9	74t	3
24t	Sutton	DEN	69	972	14.1	52t	7
26t	Collins	HOU	68	1060	15.6	57t	6
26t	Mi. Wilson	ARI	68	818	12.0	50	5
26t	Kelce (TE)	KC	68	803	11.8	44	5
26t	Samuel	WAS	68	639	9.4	38	5
30t	*Warren (TE)	IND	66	748	11.3	41	4
30t	Shakir	BUF	66	684	10.4	54t	4
32t	*McMillan	CAR	65	924	14.2	43t	7
32t	McConkey	LAC	65	758	11.7	58	6
34t	Waddle	MIA	64	910	14.2	46t	6
34t	Meyers	LV-JAX	64	752	11.8	50	3
34t	Bowers (TE)	LV	64	680	10.6	38	7
34t	Achane (RB)	MIA	64	459	7.2	29t	4
38	D. London	ATL	63	837	13.3	43	6
39t	Gainwell (RB)	PIT	62	410	6.6	45t	3
39t	C. Brown (RB)	CIN	62	379	6.1	23	4
41	Franklin	DEN	61	692	11.3	48	6
42	Adams	LAR	60	789	13.2	44t	14
43t	*Egbuka	TB	59	910	15.4	77t	6
43t	Metcalf	PIT	59	850	14.4	80t	6
45t	J. Williams	DET	57	1006	17.6	64	7
45t	Shaheed	NO-SEA	57	677	11.9	87t	2
45t	Goedert (TE)	PHI	57	583	10.2	36	10
48	Rice	KC	53	571	10.8	47	5
49t	Henry (TE)	NE	52	663	12.8	36	6
49t	Doubs	GB	52	662	12.7	48	6
49t	Kittle (TE)	SF	52	599	11.5	33	7
49t	Downs	IND	52	471	9.1	34	4

2025 NATIONAL FOOTBALL LEAGUE

NFL RECEIVING YARDAGE LEADERS

RANK	PLAYER	TEAM	YDS	REC	AVG	LONG	TD
1	Smith-Njigba	SEA	1637	104	15.7	63t	10
2	Nacua	LAR	1592	114	14.0	58	8
3	Pickens	DAL	1342	88	15.3	45	9
4	Chase	CIN	1256	110	11.4	64t	5
5	St. Brown	DET	1194	98	12.2	52	11
6	McBride (TE)	ARI	1098	109	10.1	31	10
7	Collins	HOU	1060	68	15.6	57t	6
8	Olave	NO	1044	92	11.3	62t	8
9	Flowers	BAL	1043	78	13.4	56	2
10	Lamb	DAL	1027	69	14.9	74t	3
11	J. Williams	DET	1006	57	17.6	64	7
12	Sutton	DEN	972	69	14.1	52t	7
13	A. Brown	PHI	935	73	12.8	45	7
14	D. Smith	PHI	931	72	12.9	79t	4
15	*McMillan	CAR	924	65	14.2	43t	7
16	Jefferson	MIN	917	72	12.7	50	2
17t	*Egbuka	TB	910	59	15.4	77t	6
17t	Waddle	MIA	910	64	14.2	46t	6
19	Robinson	NYG	901	81	11.1	50	4
20	Pierce	IND	871	43	20.3	50	4
21	Diggs	NE	869	76	11.4	33	3
22	Pitts (TE)	ATL	854	80	10.7	36	5
23	Metcalf	PIT	850	59	14.4	80t	6
24	McCaffrey (RB)	SF	849	92	9.2	39	7
25	D. London	ATL	837	63	13.3	43	6
26	Mi. Wilson	ARI	818	68	12.0	50	5
27	Kelce (TE)	KC	803	68	11.8	44	5
28	Adams	LAR	789	60	13.2	44t	14
29	B. Robinson (RB)	ATL	776	71	10.9	69	3
30	McConkey	LAC	758	65	11.7	58	6
31	Pittman	IND	757	76	10.0	27t	7
32	Meyers	LV-JAX	752	64	11.8	50	3
33	*Warren (TE)	IND	748	66	11.3	41	4
34	Johnson (TE)	NO	733	70	10.5	52	3
35	Allen	LAC	724	73	9.9	31	4
36	Higgins	CIN	720	49	14.7	44t	10
37	*Fannin (TE)	CLE	701	70	10.0	35	5
38	Franklin	DEN	692	61	11.3	48	6
39	Schultz (TE)	HOU	685	75	9.1	47	3
40	Shakir	BUF	684	66	10.4	54t	4
41	Bowers (TE)	LV	680	64	10.6	38	7
42	Shaheed	NO-SEA	677	57	11.9	87t	2
43	Moore	CHI	664	48	13.8	46t	6
44	Henry (TE)	NE	663	52	12.8	36	6
45	Doubs	GB	662	52	12.7	48	6
46	Odunze	CHI	661	44	15.0	37	6
47	Washington	JAX	645	45	14.3	63	4
48	Samuel	WAS	639	68	9.4	38	5
49	Johnston	LAC	637	46	13.8	60t	8
50	B. Thomas	JAX	619	41	15.1	46	2

2025 NATIONAL FOOTBALL LEAGUE

NFL THIRD-DOWN RECEIVING LEADERS

RANK	PLAYER	TEAM	REC	YDS	AVG	LONG	TD
1	Allen	LAC	30	320	10.7	31	1
2t	Olave	NO	27	351	13.0	62t	6
2t	Pitts (TE)	ATL	27	265	9.8	26	2
4	Sutton	DEN	26	394	15.2	34	3
5t	D. Smith	PHI	25	385	15.4	52	0
5t	Nacua	LAR	25	340	13.6	58	1
5t	Chase	CIN	25	322	12.9	64t	2
8t	Robinson	NYG	24	285	11.9	50	1
8t	St. Brown	DET	24	219	9.1	25	6
10t	McCaffrey (RB)	SF	22	244	11.1	29	3
10t	Schultz (TE)	HOU	22	219	10.0	20	2
12t	Pickens	DAL	21	331	15.8	45	1
12t	Smith-Njigba	SEA	21	320	15.2	63t	2
12t	A. Brown	PHI	21	299	14.2	45	2
15t	Jennings	SF	20	270	13.5	42t	5
15t	Diggs	NE	20	240	12.0	33	1
15t	*McMillan	CAR	20	205	10.3	29	1
15t	Meyers	LV-JAX	20	198	9.9	25	2
15t	Gainwell (RB)	PIT	20	115	5.8	20	0
20t	Lamb	DAL	19	271	14.3	48	1
20t	Johnson (TE)	NO	19	269	14.2	52	2
20t	Mi. Wilson	ARI	19	229	12.1	34	2
20t	McBride (TE)	ARI	19	217	11.4	26	3
20t	Downs	IND	19	206	10.8	34	2
20t	Shakir	BUF	19	160	8.4	44	0
26t	J. Williams	DET	18	336	18.7	44t	4
26t	Collins	HOU	18	211	11.7	24	2
26t	Pittman	IND	18	153	8.5	14	0
26t	Ferguson (TE)	DAL	18	137	7.6	19	0
30t	T. Johnson (TE)	NYG	17	260	15.3	41t	2
30t	Jefferson	MIN	17	248	14.6	38	1
30t	Flowers	BAL	17	237	13.9	39	0
33t	Odunze	CHI	16	265	16.6	37	3
33t	*Fannin (TE)	CLE	16	175	10.9	24	0
35t	Washington	JAX	15	317	21.1	63	2
35t	Higgins	CIN	15	222	14.8	42t	2
35t	*Loveland (TE)	CHI	15	164	10.9	24	3
35t	Henry (TE)	NE	15	161	10.7	18	0
35t	Zaccheaus	CHI	15	123	8.2	14	0
35t	Gibbs (RB)	DET	15	108	7.2	33	1
41t	Jeudy	CLE	14	163	11.6	26	0
41t	Kittle (TE)	SF	14	120	8.6	17t	5
43t	*Egbuka	TB	13	232	17.8	57	3
43t	Doubs	GB	13	187	14.4	33t	2
43t	Adams	LAR	13	183	14.1	29	2
43t	Mims	DEN	13	137	10.5	31	0
43t	*Dike	TEN	13	129	9.9	25	1
43t	Lockett	TEN-LV	13	129	9.9	33	0
43t	Bowers (TE)	LV	13	121	9.3	31	1
43t	B. Robinson (RB)	ATL	13	112	8.6	25	0
43t	Shepard	TB	13	98	7.5	16	0

2025 NATIONAL FOOTBALL LEAGUE

NFL LEADING SCORERS (NON-KICKING)

RANK	PLAYER	TEAM	POS	TOUCHDOWNS					X2	PTS
				TOTAL	RUSH	REC	RET	KOREC		
1	Taylor	IND	RB	19	17	2	0	0	1	116
2	Gibbs	DET	RB	17	13	4	0	0	0	102
3	McCaffrey	SF	RB	16	9	7	0	0	0	96
4t	Adams	LAR	WR	14	0	14	0	0	0	84
4t	Cook	BUF	RB	14	12	2	0	0	0	84
4t	Jacobs	GB	RB	14	13	1	0	0	0	84
7t	Etienne	JAX	RB	13	7	6	0	0	0	78
7t	K. Williams	LAR	RB	13	10	3	0	0	0	78
9t	Achane	MIA	RB	12	8	4	0	0	0	72
9t	Allen	BUF	QB	12	12	0	0	0	0	72
9t	Henry	BAL	RB	12	12	0	0	0	0	72
9t	J. Williams	DAL	RB	12	10	2	0	0	0	72
13t	*Harvey	DEN	RB	11	7	4	0	0	0	66
13t	St. Brown	DET	WR	11	0	11	0	0	0	66
15	Higgins	CIN	WR	10	0	10	0	0	1	62
16t	Goedert	PHI	TE	10	0	10	0	0	0	60
16t	*Jeanty	LV	RB	10	5	5	0	0	0	60
16t	McBride	ARI	TE	10	0	10	0	0	0	60
16t	Smith-Njigba	SEA	WR	10	0	10	0	0	0	60
20t	Barkley	PHI	RB	9	7	2	0	0	1	56
20t	Charbonnet	SEA	RB	9	9	0	0	0	1	56
20t	Pickens	DAL	WR	9	0	9	0	0	1	56
20t	B. Robinson	ATL	RB	9	6	3	0	0	1	56
24t	Hunt	KC	RB	9	8	1	0	0	0	54
24t	Nacua	LAR	WR	9	1	8	0	0	0	54
26t	C. Brown	CIN	RB	8	4	4	0	0	1	50
26t	Jennings	SF	WR	8	0	8	0	0	1	50
26t	Montgomery	DET	RB	8	8	0	0	0	1	50
29t	Allgeier	ATL	RB	8	8	0	0	0	0	48
29t	*Henderson	NE	RB	8	7	1	0	0	0	48
29t	Hurts	PHI	QB	8	8	0	0	0	0	48
29t	Johnston	LAC	WR	8	0	8	0	0	0	48
29t	Olave	NO	WR	8	0	8	0	0	0	48
29t	Swift	CHI	RB	8	7	1	0	0	0	48
29t	Tucker	TB	RB	8	7	1	0	0	0	48
29t	J. Warren	PIT	RB	8	6	2	0	0	0	48
37t	Bowers	LV	TE	7	0	7	0	0	1	44
37t	Collins	HOU	WR	7	1	6	0	0	1	44
37t	Ferguson	DAL	TE	7	0	7	0	0	1	44
37t	*Judkins	CLE	RB	7	7	0	0	0	1	44
37t	Lawrence	JAX	QB	7	7	0	0	0	1	44
37t	Pittman	IND	WR	7	0	7	0	0	1	44
37t	*Skattebo	NYG	RB	7	5	2	0	0	1	44
37t	Sutton	DEN	WR	7	0	7	0	0	1	44
45t	A. Brown	PHI	WR	7	0	7	0	0	0	42
45t	*Dart	NYG	QB	7	7	0	0	0	0	42

2025 NATIONAL FOOTBALL LEAGUE

NFL LEADING SCORERS (NON-KICKING)

RANK	PLAYER	TEAM	POS	TOUCHDOWNS					X2	PTS
				TOTAL	RUSH	REC	RET	KOREC		
45t	Dowdle	CAR	RB	7	6	1	0	0	0	42
45t	Franklin	DEN	WR	6	0	6	0	0	3	42
45t	Gainwell	PIT	RB	7	4	3	0	0	0	42
45t	Kittle	SF	TE	7	0	7	0	0	0	42
45t	*McMillan	CAR	WR	7	0	7	0	0	0	42
45t	Metcalf	PIT	WR	7	1	6	0	0	0	42
45t	Moore	CHI	WR	7	1	6	0	0	0	42
45t	J. Williams	DET	WR	7	0	7	0	0	0	42

2025 NATIONAL FOOTBALL LEAGUE

NFL LEADING SCORERS (KICKING)

RANK	PLAYER	TEAM	PAT	FG	FG%	LONG	PTS
1	Myers	SEA	44/44	37/42	88.1%	57	155
2	Dicker	LAC	33/33	36/38	94.7%	59	141
3	Aubrey	DAL	42/43	32/36	88.9%	64	138
4	Fairbairn	HOU	24/24	36/40	90.0%	57	132
5	*Borregales	NE	42/44	26/29	89.7%	53	120
6t	Bates	DET	52/54	22/28	78.6%	59	118
6t	C. Little	JAX	43/44	25/29	86.2%	68	118
8	*Loop	BAL	36/38	27/30	90.0%	52	117
9	McLaughlin	TB	29/30	28/32	87.5%	65	113
10	Butker	KC	30/34	27/32	84.4%	59	111
11t	Boswell	PIT	40/40	23/27	85.2%	60	109
11t	McPherson	CIN	37/37	24/27	88.9%	63	109
11t	Pineiro	SF	28/32	27/28	96.4%	59	109
11t	Reichard	MIN	28/28	27/29	93.1%	62	109
15	Santos	CHI	34/34	24/29	82.8%	54	106
16	Patterson	MIA	31/32	24/26	92.3%	54	103
17t	Folk	NYJ	21/21	27/28	96.4%	58	102
17t	Lutz	DEN	36/36	22/26	84.6%	57	102
19	Ryland	ARI	32/32	23/31	74.2%	57	101
20	Prater	BUF	43/46	18/20	90.0%	52	97
21t	Grupe	NO-IND	20/20	25/33	75.8%	60	95
21t	McManus	GB	29/30	22/28	78.6%	56	95
21t	Slye	TEN	23/24	24/30	80.0%	57	95
24	*Fitzgerald	CAR	24/27	23/26	88.5%	57	93
25	Elliott	PHI	38/39	17/24	70.8%	58	89
26	Szmyt	CLE	22/23	20/23	87.0%	55	82
27	Gay	WAS-SF	26/26	17/23	73.9%	56	77
28	Carlson	LV	20/21	17/22	77.3%	54	71
29	Mevis	NYJ-LAR	32/32	8/9	88.9%	52	56
30	Moody	SF-CHI-WAS	10/11	15/18	83.3%	48	55
31t	Badgley	IND-BUF	20/24	11/12	91.7%	53	53
31t	Karty	LAR	23/26	10/15	66.7%	51	53
31t	Shrader	IND	14/14	13/14	92.9%	52	53
34	Gonzalez	ATL	13/14	13/15	86.7%	56	52
35	Romo	ATL	12/13	11/14	78.6%	54	45
36	Gano	NYG	9/9	9/10	90.0%	55	36
37	Smyth	NO	7/7	9/11	81.8%	56	34
38	Koo	ATL-NYG	13/14	6/9	66.7%	44	31
39t	Havrisik	GB	7/9	4/4	100.0%	61	19
39t	Wright	TEN-WAS-HOU	4/4	5/5	100.0%	46	19
41	McAtamney	NYG	9/12	2/2	100.0%	31	15
42	*Sauls	ATL-NYG	1/1	2/2	100.0%	39	7
43	Gillan	NYG	0/1	0/0	---	---	0

2025 NATIONAL FOOTBALL LEAGUE

NFL TOUCHBACKS ON KICKOFFS

RANK	PLAYER	TEAM	TB
1	Evans	LAR	41
2	C. Little	JAX	28
3t	Borregales	NE	18
3t	Ryland	ARI	18
5t	Fairbairn	HOU	16
5t	Lutz	DEN	16
5t	Myers	SEA	16
8t	Aubrey	DAL	15
8t	Santos	CHI	15
8t	Slye	TEN	15
11t	Bates	DET	14
11t	Dicker	LAC	14
11t	McLaughlin	TB	14
11t	McManus	GB	14
15	Gay	WAS-SF	13
16	Pineiro	SF	12
17t	Butker	KC	11
17t	Karty	LAR	11
17t	Patterson	MIA	11
17t	Reichard	MIN	11
17t	Szmyt	CLE	11
22t	Fitzgerald	CAR	10
22t	Pinion	ATL	10
22t	Prater	BUF	10
22t	Smyth	NO	10
26t	Elliott	PHI	9
26t	Grupe	NO-IND	9
26t	McPherson	CIN	9
29	Loop	BAL	8
30t	Gonzalez	ATL	7
30t	Moody	SF-CHI-WAS	7
32	Folk	NYJ	6
33t	Boswell	PIT	5
33t	Carlson	LV	5
33t	Havrisik	GB	5
36	Gillan	NYG	4
37t	Koo	ATL-NYG	3
37t	McNamara	NYJ	3
39t	McAtamney	NYG	2
39t	Mevis	NYJ-LAR	2
39t	Sanchez	IND	2
39t	Shrader	IND	2
39t	Wright	TEN-WAS-HOU	2
44t	Badgley	IND-BUF	1
44t	Morstead	SF	1
44t	Sauls	ATL-NYG	1

2025 NATIONAL FOOTBALL LEAGUE

NFL MOST YARDS FROM SCRIMMAGE

RANK	PLAYER	TEAM	POS	TOTAL			RUSHING			RECEIVING		
				YDS	PLAYS	AVG	YDS	ATT	AVG	YDS	ATT	AVG
1	B. Robinson	ATL	RB	2026	321	6.3	1250	250	5.0	776	71	10.9
2	McCaffrey	SF	RB	1888	372	5.1	1039	280	3.7	849	92	9.2
3	Taylor	IND	RB	1840	329	5.6	1489	288	5.2	351	41	8.6
4	Cook	BUF	RB	1820	319	5.7	1532	287	5.3	288	32	9.0
5	Achane	MIA	RB	1726	284	6.1	1267	220	5.8	459	64	7.2
6t	Nacua	LAR	WR	1673	122	13.7	81	8	10.1	1592	114	14.0
6t	Smith-Njigba	SEA	WR	1673	111	15.1	36	7	5.1	1637	104	15.7
8	Gibbs	DET	RB	1662	279	6.0	1102	207	5.3	560	72	7.8
9	Henry	BAL	RB	1403	266	5.3	1253	251	5.0	150	15	10.0
10	Barkley	PHI	RB	1345	298	4.5	1072	261	4.1	273	37	7.4
11	Pickens	DAL	WR	1342	88	15.3	0	0	---	1342	88	15.3
12	K. Williams	LAR	RB	1322	264	5.0	1100	234	4.7	222	30	7.4
13	Hall	NYJ	RB	1286	263	4.9	954	229	4.2	332	34	9.8
14	J. Williams	DAL	RB	1284	274	4.7	1147	239	4.8	137	35	3.9
15	Dowdle	CAR	RB	1280	251	5.1	1007	217	4.6	273	34	8.0
16	Chase	CIN	WR	1270	113	11.2	14	3	4.7	1256	110	11.4
17	Etienne	JAX	RB	1269	262	4.8	999	229	4.4	270	33	8.2
18	Swift	CHI	RB	1259	235	5.4	993	204	4.9	266	31	8.6
19	C. Brown	CIN	RB	1225	259	4.7	846	197	4.3	379	62	6.1
20	Jacobs	GB	RB	1208	265	4.6	926	230	4.0	282	35	8.1
21	St. Brown	DET	WR	1203	101	11.9	9	3	3.0	1194	98	12.2
22	*Jeanty	LV	RB	1154	274	4.2	828	224	3.7	326	50	6.5
23t	Pollard	TEN	RB	1128	238	4.7	949	210	4.5	179	28	6.4
23t	J. Warren	PIT	RB	1128	220	5.1	828	185	4.5	300	35	8.6
25	Walker	SEA	RB	1119	215	5.2	879	190	4.6	240	25	9.6
26	Flowers	BAL	WR	1105	88	12.6	62	10	6.2	1043	78	13.4
27	McBride	ARI	TE	1098	109	10.1	0	0	---	1098	109	10.1
28	Collins	HOU	WR	1075	70	15.4	15	2	7.5	1060	68	15.6
29	Olave	NO	WR	1041	93	11.2	-3	1	-3.0	1044	92	11.3
30	Lamb	DAL	WR	1029	70	14.7	2	1	2.0	1027	69	14.9
31	J. Williams	DET	WR	1018	63	16.2	12	6	2.0	1006	57	17.6
32	*Judkins	CLE	RB	998	256	3.9	827	230	3.6	171	26	6.6
33	*Henderson	NE	RB	997	183	5.4	776	148	5.2	221	35	6.3
34	Sutton	DEN	WR	972	69	14.1	0	0	---	972	69	14.1
35	A. Brown	PHI	WR	935	73	12.8	0	0	---	935	73	12.8
36t	D. Smith	PHI	WR	931	72	12.9	0	0	---	931	72	12.9
36t	Waddle	MIA	WR	931	65	14.3	21	1	21.0	910	64	14.2
38	*McMillan	CAR	WR	924	65	14.2	0	0	---	924	65	14.2
39	Jefferson	MIN	WR	921	73	12.6	4	1	4.0	917	72	12.7
40	*Egbuka	TB	WR	919	61	15.1	9	2	4.5	910	59	15.4
41	Gainwell	PIT	RB	911	164	5.6	501	102	4.9	410	62	6.6
42	Robinson	NYG	WR	906	84	10.8	5	3	1.7	901	81	11.1
43t	*Monangai	CHI	RB	871	169	5.2	731	155	4.7	140	14	10.0
43t	Pierce	IND	WR	871	43	20.3	0	0	---	871	43	20.3
45	Diggs	NE	WR	869	76	11.4	0	0	---	869	76	11.4
46	Metcalf	PIT	WR	862	61	14.1	12	2	6.0	850	59	14.4
47	Pitts	ATL	TE	854	80	10.7	0	0	---	854	80	10.7
48	D. London	ATL	WR	837	63	13.3	0	0	---	837	63	13.3
49	Mi. Wilson	ARI	WR	818	68	12.0	0	0	---	818	68	12.0
50	Montgomery	DET	RB	813	161	5.0	649	140	4.6	164	21	7.8

2025 NATIONAL FOOTBALL LEAGUE

NFL LEADERS IN FIRST DOWNS

RANK	PLAYER	TEAM	POS	TOTAL	RUSH	REC
1	McCaffrey	SF	RB	108	62	46
2	Taylor	IND	RB	91	77	14
3	B. Robinson	ATL	RB	88	57	31
4t	Gibbs	DET	RB	76	51	25
4t	Nacua	LAR	WR	76	3	73
4t	K. Williams	LAR	RB	76	67	9
7	Cook	BUF	RB	75	64	11
8t	Achane	MIA	RB	73	51	22
8t	Smith-Njigba	SEA	WR	73	2	71
10	J. Williams	DAL	RB	70	63	7
11	Pickens	DAL	WR	69	0	69
12	Swift	CHI	RB	66	56	10
13	Hall	NYJ	RB	65	53	12
14	Henry	BAL	RB	64	60	4
15	Jacobs	GB	RB	63	55	8
16t	Chase	CIN	WR	62	0	62
16t	Dowdle	CAR	RB	62	49	13
18	C. Brown	CIN	RB	61	45	16
19	St. Brown	DET	WR	59	1	58
20t	Hunt	KC	RB	58	50	8
20t	McBride	ARI	TE	58	0	58
22t	*Judkins	CLE	RB	57	50	7
22t	J. Warren	PIT	RB	57	45	12
24t	Barkley	PHI	RB	55	44	11
24t	Etienne	JAX	RB	55	43	12
26t	Adams	LAR	WR	51	0	51
26t	*McMillan	CAR	WR	51	0	51
28t	Pollard	TEN	RB	50	41	9
28t	Walker	SEA	RB	50	40	10
30t	Gainwell	PIT	RB	49	32	17
30t	*Jeanty	LV	RB	49	37	12
30t	Sutton	DEN	WR	49	0	49
30t	Waddle	MIA	WR	49	1	48
34	Olave	NO	WR	48	0	48
35t	Allen	LAC	WR	46	0	46
35t	Collins	HOU	WR	46	1	45
35t	White	TB	RB	46	37	9
38t	Diggs	NE	WR	45	0	45
38t	Flowers	BAL	WR	45	3	42
38t	Montgomery	DET	RB	45	36	9
38t	Pittman	IND	WR	45	0	45
42t	A. Brown	PHI	WR	44	0	44
42t	*Henderson	NE	RB	44	37	7
42t	*Monangai	CHI	RB	44	38	6
42t	Pitts	ATL	TE	44	0	44
42t	J. Williams	DET	WR	44	0	44
47t	Allen	BUF	QB	43	43	0
47t	Mi. Wilson	ARI	WR	43	0	43
49t	Kelce	KC	TE	42	0	42
49t	Tracy	NYG	RB	42	32	10

2025 NATIONAL FOOTBALL LEAGUE

NFL PUNTING YARDS LEADERS

RANK	PLAYER	TEAM	POS	PUNTS	YARDS	LONG	AVG	TB	BLK	DWN	OB	RETURNS		IN20	NET AVG
												TOT	YDS		
1	Rehkow	CIN	P	58	2978	70	51.3	11	0	9	4	25	266	23	43.0
2	Whelan	GB	P	41	2102	72	51.3	7	0	2	5	19	217	13	42.6
3	Stout	BAL	P	48	2424	74	50.5	6	0	9	7	21	148	20	44.9
4	Mann	PHI	P	62	3088	70	49.8	7	0	5	10	30	299	17	42.7
5	Dickson	SEA	P	49	2424	60	49.5	3	0	7	5	19	295	19	42.2
6	Sanchez	IND	P	38	1864	59	49.1	3	0	2	4	15	104	20	44.7
7	Scott	LAC	P	46	2243	60	48.8	3	0	6	3	18	265	18	41.7
8	Wright	MIN	P	54	2630	77	48.7	1	0	4	6	22	200	21	44.6
9	Bailey	MIA	P	52	2524	64	48.5	3	0	7	3	23	232	20	42.9
10	Anger	DAL	P	38	1831	62	48.2	0	0	1	1	23	219	14	42.4
11	Townsend	HOU	P	64	3051	73	47.7	5	0	9	9	30	300	24	41.4
12	Cooke	JAX	P	55	2613	63	47.5	5	0	5	11	25	169	20	42.6
13	*Crawshaw	DEN	P	67	3183	76	47.5	8	0	2	10	26	242	28	41.5
14	Taylor	CHI	P	53	2516	69	47.5	6	0	8	10	21	262	20	40.3
15t	Martin	CAR	P	50	2362	68	47.2	2	0	6	6	23	300	24	40.4
15t	Way	WAS	P	50	2362	64	47.2	4	0	7	0	23	94	25	43.8
17	Baringer	NE	P	46	2168	73	47.1	4	0	3	5	21	263	18	39.7
18	McNamara	NYJ	P	64	3008	72	47.0	6	0	15	1	20	131	28	43.1
19	Cole	LV	P	62	2901	64	46.8	4	2	4	15	27	369	21	38.3
20	Hekker	TEN	P	70	3259	65	46.6	6	0	6	5	34	338	20	40.0
21	Araiza	KC	P	47	2185	69	46.5	1	0	8	5	18	258	21	40.6
22	Waitman	PIT	P	54	2501	67	46.3	3	0	7	3	25	175	20	42.0
23	Fox	DET	P	51	2359	66	46.3	1	0	4	1	21	158	25	42.8
24	Evans	LAR	P	46	2108	68	45.8	4	0	4	10	19	309	19	37.4
25	Bojorquez	CLE	P	82	3712	67	45.3	11	2	8	12	36	475	22	35.9
26	*Kroeger	NO	P	49	2212	61	45.1	4	1	8	5	21	235	17	37.9
27	Dixon	TB	P	57	2559	62	44.9	4	2	8	4	22	202	24	38.6
28	Gillan	NYG	P	51	2273	69	44.6	4	0	3	5	22	276	15	37.6
29	Pinion	ATL	P	55	2414	61	43.9	3	0	5	8	24	180	29	39.5
30	Morstead	SF	P	38	1657	55	43.6	1	0	4	1	20	251	19	36.5

2025 NATIONAL FOOTBALL LEAGUE

NFL NET PUNTING YARDS LEADERS

RANK	PLAYER	TEAM	POS	PUNTS	YARDS	LONG	AVG	TB	BLK	DWN	OB	RETURNS		IN20	NET AVG
												TOT	YDS		
1	Stout	BAL	P	48	2424	74	50.5	6	0	9	7	21	148	20	44.9
2	Sanchez	IND	P	38	1864	59	49.1	3	0	2	4	15	104	20	44.7
3	Wright	MIN	P	54	2630	77	48.7	1	0	4	6	22	200	21	44.6
4	Way	WAS	P	50	2362	64	47.2	4	0	7	0	23	94	25	43.8
5	McNamara	NYJ	P	64	3008	72	47.0	6	0	15	1	20	131	28	43.1
6	Rehkow	CIN	P	58	2978	70	51.3	11	0	9	4	25	266	23	43.0
7	Bailey	MIA	P	52	2524	64	48.5	3	0	7	3	23	232	20	42.9
8	Fox	DET	P	51	2359	66	46.3	1	0	4	1	21	158	25	42.8
9	Mann	PHI	P	62	3088	70	49.8	7	0	5	10	30	299	17	42.7
10	Cooke	JAX	P	55	2613	63	47.5	5	0	5	11	25	169	20	42.6
11	Whelan	GB	P	41	2102	72	51.3	7	0	2	5	19	217	13	42.6
12	Anger	DAL	P	38	1831	62	48.2	0	0	1	1	23	219	14	42.4
13	Dickson	SEA	P	49	2424	60	49.5	3	0	7	5	19	295	19	42.2
14	Waitman	PIT	P	54	2501	67	46.3	3	0	7	3	25	175	20	42.0
15	Scott	LAC	P	46	2243	60	48.8	3	0	6	3	18	265	18	41.7
16	*Crawshaw	DEN	P	67	3183	76	47.5	8	0	2	10	26	242	28	41.5
17	Townsend	HOU	P	64	3051	73	47.7	5	0	9	9	30	300	24	41.4
18	Araiza	KC	P	47	2185	69	46.5	1	0	8	5	18	258	21	40.6
19	Martin	CAR	P	50	2362	68	47.2	2	0	6	6	23	300	24	40.4
20	Taylor	CHI	P	53	2516	69	47.5	6	0	8	10	21	262	20	40.3
21	Hekker	TEN	P	70	3259	65	46.6	6	0	6	5	34	338	20	40.0
22	Baringer	NE	P	46	2168	73	47.1	4	0	3	5	21	263	18	39.7
23	Pinion	ATL	P	55	2414	61	43.9	3	0	5	8	24	180	29	39.5
24	Dixon	TB	P	57	2559	62	44.9	4	2	8	4	22	202	24	38.6
25	Cole	LV	P	62	2901	64	46.8	4	2	4	15	27	369	21	38.3
26	*Kroeger	NO	P	49	2212	61	45.1	4	1	8	5	21	235	17	37.9
27	Gillan	NYG	P	51	2273	69	44.6	4	0	3	5	22	276	15	37.6
28	Evans	LAR	P	46	2108	68	45.8	4	0	4	10	19	309	19	37.4
29	Morstead	SF	P	38	1657	55	43.6	1	0	4	1	20	251	19	36.5
30	Bojorquez	CLE	P	82	3712	67	45.3	11	2	8	12	36	475	22	35.9

2025 NATIONAL FOOTBALL LEAGUE

NFL PUNT RETURN LEADERS

RANK	PLAYER	TEAM	POS	RET	FC	YDS	AVG	LONG	TD
1	*Dike	TEN	WR	21	25	382	18.2	90t	2
2	M. Jones	NE	CB	21	16	363	17.3	94t	2
3	Washington	JAX	WR	20	10	325	16.3	87t	2
4	Mims	DEN	WR	26	17	408	15.7	70	1
5	Shaheed	NO-SEA	WR	20	23	296	14.8	58t	1
6	I. Williams	CIN-NYJ	WR	28	10	396	14.1	78t	2
7	*Lane	WAS	WR	23	9	314	13.7	90t	2
8	M. Washington	MIA	WR	19	10	258	13.6	74t	1
9	Moore	SF	WR	23	6	280	12.2	66	0
10	*Noel	HOU	WR	29	16	325	11.2	53	0
11	K. Johnson	TB	WR	24	13	264	11.0	54	0
12	Duvernay	CHI	WR	20	13	216	10.8	22	0
13	*Price	MIN	WR	30	12	298	9.9	43	0
14	X. Smith	LAR	WR	23	17	219	9.5	31	0
15	Olszewski	NYG	WR	20	12	171	8.6	21	0
16	*Etienne	CAR	RB	19	5	160	8.4	16	0
17	Remigio	KC	WR	25	11	191	7.6	31	0
18	Raymond	DET	WR	24	12	177	7.4	65t	1
19	*Larvadain	CLE	WR	22	14	161	7.3	44	0

2025 NATIONAL FOOTBALL LEAGUE

NFL KICKOFF RETURN LEADERS

RANK	PLAYER	TEAM	POS	RET	YDS	AVG	LONG	TD
1	R. Davis	BUF	RB	27	837	31.0	97t	1
2	I. Williams	CIN-NYJ	WR	23	695	30.2	83	0
3	McCaffrey	WAS	WR	26	769	29.6	58	0
4	Mostert	LV	RB	23	673	29.3	54	0
5	*Tuten	JAX	RB	19	539	28.4	54	0
6	Moore	SF	WR	29	815	28.1	98	0
7	*Noel	HOU	WR	21	583	27.8	69	0
8	Saylors	DET	RB	33	897	27.2	39	0
9	Shipley	PHI	RB	25	673	26.9	41	0
10	Duvernay	CHI	WR	36	964	26.8	56	0
11	Mitchell	BAL	RB	20	531	26.6	39	0
12	Thornton	KC	WR	18	475	26.4	34	0
13	Mims	DEN	WR	25	658	26.3	46	0
14	Olszewski	NYG	WR	26	682	26.2	37	0
15	M. Washington	MIA	WR	33	864	26.2	45	0
16	Dortch	ARI	WR	31	811	26.2	39	0
17	Laube	LV	RB	30	783	26.1	38	0
18	Turpin	DAL	WR	57	1484	26.0	45	0
19	*Price	MIN	WR	56	1455	26.0	61	0
20	Eskridge	MIA	WR	28	726	25.9	54	0
21	Gould	IND	WR	25	647	25.9	39	0
22	Jones	CIN	WR	42	1084	25.8	98t	1
23	Davis	LAC	WR	18	464	25.8	30	0
24	*S. Williams	GB	WR	28	717	25.6	36	0
25	*Dike	TEN	WR	60	1535	25.6	71	0
26	Remigio	KC	WR	29	741	25.6	47	0
27	Ali	BAL	RB	28	712	25.4	43	0
28	K. Johnson	TB	WR	24	610	25.4	44	0
29	*Allen	JAX	RB	22	559	25.4	50	0
30	Agnew	ATL-WAS	WR	30	741	24.7	45	0
31	Gainwell	PIT	RB	24	578	24.1	36	0
32	*K. Williams	PIT-CIN	WR	21	501	23.9	37	0
33	*Etienne	CAR	RB	27	642	23.8	45	0
34	Tucker	TB	RB	23	540	23.5	35	0
35	Corley	CLE	WR	21	492	23.4	33	0

2025 NATIONAL FOOTBALL LEAGUE

NFL INTERCEPTION LEADERS

RANK	PLAYER	TEAM	POS	INT	YARDS	AVG	LONG	TD
1	Byard	CHI	FS	6	70	11.7	35	0
2t	Ja. Horn	CAR	CB	5	46	9.2	22	0
2t	E. Jones	SEA	LB	5	150	30.0	85t	1
2t	Lloyd	JAX	LB	5	135	27.0	99t	1
2t	N. Wright	CHI	CB	5	118	23.6	74t	1
6t	Battle	CIN	SAF	4	6	1.5	4	0
6t	Bryant	SEA	SAF	4	43	10.8	28	0
6t	Bullock	HOU	SAF	4	40	10.0	29	0
6t	Bynum	IND	SAF	4	22	5.5	14	0
6t	Edmunds	CHI	MLB	4	10	2.5	10	0
6t	D. Jackson	LAC	CB	4	27	6.8	21	0
6t	Jefferson	LAC	SS	4	5	1.3	3	0
6t	Lassiter	HOU	CB	4	0	0.0	0	0
6t	Pitre	HOU	SAF	4	18	4.5	12	0
6t	Sainristil	WAS	CB	4	78	19.5	55	0
6t	Stingley	HOU	CB	4	68	17.0	31t	1
17t	Barton	TEN	LB	3	25	8.3	24t	1
17t	Bishop	BUF	SAF	3	16	5.3	12	0
17t	*Burke	ARI	CB	3	20	6.7	16	0
17t	Dean	TB	CB	3	74	24.7	55t	1
17t	Durant	LAR	CB	3	60	20.0	50t	1
17t	Forbes	LAR	CB	3	43	14.3	31	0
17t	Humphrey	BAL	CB	3	48	16.0	27	0
17t	M. Jackson	CAR	CB	3	102	34.0	54	1
17t	An. Johnson	JAX	SAF	3	49	16.3	44	0
17t	M. Jones	NE	CB	3	65	21.7	33t	1
17t	Joseph	DET	SAF	3	1	0.3	1	0
17t	Kelly	LV	CB	3	26	8.7	26	0
17t	Latu	IND	DE	3	9	3.0	6	0
17t	McKinstry	NO	CB	3	0	0.0	0	0
17t	*Watts	ATL	SAF	3	0	0.0	0	0
17t	Wiggins	BAL	CB	3	84	28.0	61	0
17t	E. Williams	GB	SAF	3	0	0.0	0	0
34t	Alford	ATL	CB	2	0	0.0	0	0
34t	Bates	ATL	FS	2	20	10.0	17	0
34t	Baun	PHI	LB	2	0	0.0	0	0
34t	Benford	BUF	CB	2	63	31.5	63t	1
34t	Blackmon	IND	CB	2	41	20.5	32	0
34t	Brown	SF	SAF	2	4	2.0	4	0
34t	M. Brown	JAX	CB	2	0	0.0	0	0
34t	Bush	CLE	LB	2	67	33.5	44	1
34t	Curl	LAR	SAF	2	0	0.0	0	0
34t	DeJean	PHI	CB	2	32	16.0	21	0
34t	Douglas	MIA	CB	2	43	21.5	38	0
34t	Echols	PIT	CB	2	0	0.0	0	0
34t	Epenesa	BUF	DE	2	25	12.5	24	0
34t	Gardner-Johnson	HOU-BAL-CHI	SAF	2	60	30.0	32	0
34t	*Hairston	BUF	CB	2	1	0.5	1	0
34t	Hawkins	NE	SAF	2	1	0.5	1	0
34t	Henley	LAC	LB	2	8	4.0	8	0
34t	Hickman	CLE	SAF	2	31	15.5	16	0
34t	Hunt	PHI	LB	2	53	26.5	42t	1
34t	D. James	LAC	FS	2	21	10.5	21	0
34t	J. Jones	JAX	CB	2	0	0.0	0	0
34t	Kendrick	SEA-LAR	CB	2	0	0.0	0	0

2025 NATIONAL FOOTBALL LEAGUE

NFL INTERCEPTION LEADERS

RANK	PLAYER	TEAM	POS	INT	YARDS	AVG	LONG	TD
34t	Kinchens	LAR	SAF	2	53	26.5	31	0
34t	*Knight	CIN	LB	2	39	19.5	39	0
34t	Lenoir	SF	CB	2	90	45.0	64	0
34t	Lewis	JAX	CB	2	6	3.0	6	0
34t	McKinney	GB	SAF	2	0	0.0	0	0
34t	Metellus	MIN	SAF	2	0	0.0	0	0
34t	*Mickens	LAC	SAF	2	25	12.5	15	0
34t	*Mukuba	PHI	SAF	2	41	20.5	41	0
34t	Phillips	NYG	CB	2	56	28.0	56	0
34t	Pola-Mao	LV	SAF	2	0	0.0	0	0
34t	Reed	DET	CB	2	34	17.0	34	0
34t	*Sanker	NO	SAF	2	29	14.5	29	0
34t	*Schwesinger	CLE	LB	2	16	8.0	9	0
34t	Spillane	NE	LB	2	70	35.0	37	0
34t	*Starks	BAL	SAF	2	9	4.5	9	0
34t	Stone	CIN	SAF	2	57	28.5	32t	1
34t	Taylor	NO	CB	2	21	10.5	11	0
34t	Taylor-Demerson	ARI	SAF	2	18	9.0	18	0
34t	Tillman	DEN	LB	2	59	29.5	36	0
34t	Turner	CIN	CB	2	7	3.5	7	0
34t	Wagner	WAS	MLB	2	7	3.5	6	0
34t	J. Watson	KC	CB	2	14	7.0	14	0
34t	D. Wilson	DAL	SAF	2	21	10.5	21	0
34t	Winfield	TB	SAF	2	5	2.5	5	0
34t	Woods	TEN	FS	2	51	25.5	35	0

2025 NATIONAL FOOTBALL LEAGUE

NFL SACK LEADERS

RANK	PLAYER	TEAM	POS	SACKS
1	Garrett	CLE	DE	22.0
2	Burns	NYG	LB	15.0
3t	Hunter	HOU	DE	13.0
3t	Tuipulotu	LAC	LB	13.0
5t	Bonitto	DEN	LB	12.5
5t	Parsons	GB	DE-LB	12.5
7t	Anderson	HOU	DE	11.5
7t	Hutchinson	DET	DE	11.5
9t	Sweat	ARI	OLB	11.0
9t	Young	LAR	LB	11.0
11	Crosby	LV	DE	10.0
12	Sweat	CHI	DE	9.5
13t	Muhammad	DET	DE	9.0
13t	Simmons	TEN	DT	9.0
15t	Jordan	NO	DE	8.5
15t	Landry	NE	LB	8.5
15t	*Pearce	ATL	DE	8.5
18t	Cooper	DEN	LB	8.0
18t	McDonald	NYJ	DE	8.0
20t	Dorlus	ATL	DE	7.5
20t	Franklin-Myers	DEN	DE	7.5
20t	Gary	GB	DE	7.5
20t	Latu	IND	DE	7.5
24t	Hines-Allen	JAX	DE	7.0
24t	D. Jones	TEN-BAL	DE	7.0
24t	Miller	WAS	OLB	7.0
24t	Murphy	SEA	DT	7.0
24t	Oweh	BAL-LAC	LB	7.0
24t	Turner	LAR	DE	7.0
24t	Watt	PIT	OLB	7.0
24t	Williams	SEA	DE	7.0
24t	C. Young	NO	DE	7.0
33t	Allen	DEN	DE	6.5
33t	Chaisson	NE	LB	6.5
33t	Chubb	MIA	OLB	6.5
33t	Collins	CLE	DT	6.5
33t	Herbig	PIT	LB	6.5
33t	Highsmith	PIT	LB	6.5
33t	Rousseau	BUF	DE	6.5
33t	Verse	LAR	LB	6.5
33t	Wilson	MIN	LB	6.5
42t	Diaby	TB	LB	6.0
42t	Karlaftis	KC	DE	6.0
42t	Nwosu	SEA	LB	6.0
42t	Redmond	MIN	DL	6.0
46t	Armstead	JAX	DT	5.5
46t	Armstrong	WAS	DE	5.5
46t	Benton	PIT	DT	5.5
46t	Campbell	ARI	DE	5.5
46t	Houston	DAL	DE	5.5
46t	Mack	LAC	OLB	5.5
46t	J. Martin	WAS	DE	5.5
46t	Sieler	MIA	DT	5.5
46t	Turner	MIN	LB	5.5
46t	Van Ginkel	MIN	OLB	5.5

2025 NATIONAL FOOTBALL LEAGUE

NFL SACK LEADERS

RANK	PLAYER	TEAM	POS	SACKS
46t	*Walker	ATL	DE	5.5

2025 NATIONAL FOOTBALL LEAGUE

NFL LEADERS IN FUMBLE RECOVERIES

RANK	PLAYER	TEAM	POS	TOTAL	OWN TEAM	OPP TEAM
1t	Love	GB	QB	5	5	0
1t	Maye	NE	QB	5	5	0
1t	Ca. Williams	CHI	QB	5	5	0
4t	McCarthy	MIN	QB	4	4	0
4t	Tagovailoa	MIA	QB	4	4	0
6t	Hurts	PHI	QB	3	2	1
6t	L. Jackson	BAL	QB	3	3	0
6t	D. Jones	IND	QB	3	3	0
6t	M. Jones	NE	CB	3	2	1
6t	*Larvadain	CLE	WR	3	3	0
6t	Mahomes	KC	QB	3	3	0
6t	*Marks	HOU	RB	3	3	0
6t	Prescott	DAL	QB	3	3	0
6t	G. Smith	LV	QB	3	3	0
6t	Stafford	LAR	QB	3	3	0
6t	Werner	NO	LB	3	0	3
6t	White	TB	RB	3	3	0
6t	N. Wright	CHI	CB	3	0	3
19t	*Allen	JAX	RB	2	1	1
19t	Anderson	HOU	DE	2	0	2
19t	Anderson	GB	SAF	2	1	1
19t	Barner	SEA	TE	2	2	0
19t	Benford	BUF	CB	2	0	2
19t	Bernard	BUF	LB	2	0	2
19t	Campbell	DET	LB	2	0	2
19t	*Carter	NYG	LB	2	0	2
19t	*Collins	SF	DT	2	0	2
19t	Collins	ARI	LB	2	0	2
19t	*Conerly	WAS	OT	2	2	0
19t	Covey	PHI	WR	2	2	0
19t	Delpit	CLE	SAF	2	0	2
19t	Dexter	CHI	DT	2	0	2
19t	Farrell	SF	TE	2	2	0
19t	Fitzpatrick	MIA	FS	2	0	2
19t	Gibbs	DET	RB	2	2	0
19t	Gilman	LAC-BAL	SAF	2	0	2
19t	*Gordon	MIA	RB	2	2	0
19t	Gray	TEN	LB	2	1	1
19t	Hall	NYJ	RB	2	2	0
19t	Hill	NO	TE	2	2	0
19t	C. Johnson	CIN	DE	2	0	2
19t	K. Johnson	TB	WR	2	2	0
19t	D. Jones	TEN-BAL	DE	2	0	2
19t	Kinchens	LAR	SAF	2	0	2
19t	Landman	LAR	LB	2	0	2
19t	Lawrence	SEA	LB	2	0	2
19t	Lawrence	JAX	QB	2	2	0
19t	Lock	SEA	QB	2	2	0
19t	Mayfield	TB	QB	2	2	0
19t	*Monangai	CHI	RB	2	2	0
19t	Neuzil	ATL	C	2	2	0
19t	Nix	DEN	QB	2	2	0
19t	Penix	ATL	QB	2	2	0
19t	Phillips	MIA-PHI	LB	2	0	2
19t	Pollard	TEN	RB	2	2	0

2025 NATIONAL FOOTBALL LEAGUE

NFL LEADERS IN FUMBLE RECOVERIES

RANK	PLAYER	TEAM	POS	TOTAL	OWN TEAM	OPP TEAM
19t	Pratt	LV-IND	LB	2	0	2
19t	Rodgers	PIT	QB	2	2	0
19t	T. Smith	TB	SAF	2	0	2
19t	Stiggers	NYJ	CB	2	0	2
19t	Taylor	IND	RB	2	2	0
19t	Watt	PIT	OLB	2	0	2
19t	Wentz	MIN	QB	2	2	0
19t	Wilson	NYG	QB	2	2	0
19t	*Woodson	NE	SAF	2	0	2

2025 NATIONAL FOOTBALL LEAGUE

NFL LEADERS IN RECOVERIES OF FUMBLES BY OWN TEAM

RANK	PLAYER	TEAM	POS	REC	YARDS	AVG	LONG	TD
1t	Love	GB	QB	5	0	0.0	0	0
1t	Maye	NE	QB	5	0	0.0	0	0
1t	Ca. Williams	CHI	QB	5	0	0.0	0	0
4t	McCarthy	MIN	QB	4	0	0.0	0	0
4t	Tagovailoa	MIA	QB	4	0	0.0	0	0
6t	L. Jackson	BAL	QB	3	0	0.0	0	0
6t	D. Jones	IND	QB	3	0	0.0	0	0
6t	*Larvadain	CLE	WR	3	0	0.0	0	0
6t	Mahomes	KC	QB	3	0	0.0	0	0
6t	*Marks	HOU	RB	3	1	0.3	1t	1
6t	Prescott	DAL	QB	3	0	0.0	0	0
6t	G. Smith	LV	QB	3	0	0.0	0	0
6t	Stafford	LAR	QB	3	0	0.0	0	0
6t	White	TB	RB	3	0	0.0	0	0
15t	Barner	SEA	TE	2	0	0.0	0	0
15t	*Conerly	WAS	OT	2	0	0.0	0	0
15t	Covey	PHI	WR	2	0	0.0	0	0
15t	Farrell	SF	TE	2	3	1.5	3	0
15t	Gibbs	DET	RB	2	0	0.0	0	0
15t	*Gordon	MIA	RB	2	0	0.0	0	0
15t	Hall	NYJ	RB	2	7	3.5	7	0
15t	Hill	NO	TE	2	0	0.0	0	0
15t	Hurts	PHI	QB	2	-3	-1.5	0	0
15t	K. Johnson	TB	WR	2	0	0.0	0	0
15t	M. Jones	NE	CB	2	0	0.0	0	0
15t	Lawrence	JAX	QB	2	0	0.0	0	0
15t	Lock	SEA	QB	2	0	0.0	0	0
15t	Mayfield	TB	QB	2	0	0.0	0	0
15t	*Monangai	CHI	RB	2	1	0.5	1	0
15t	Neuzil	ATL	C	2	0	0.0	0	0
15t	Nix	DEN	QB	2	0	0.0	0	0
15t	Penix	ATL	QB	2	0	0.0	0	0
15t	Pollard	TEN	RB	2	0	0.0	0	0
15t	Rodgers	PIT	QB	2	0	0.0	0	0
15t	Taylor	IND	RB	2	0	0.0	0	0
15t	Wentz	MIN	QB	2	0	0.0	0	0
15t	Wilson	NYG	QB	2	0	0.0	0	0

2025 NATIONAL FOOTBALL LEAGUE

NFL LEADERS IN RECOVERIES OF FUMBLES BY OPPOSING TEAM

RANK	PLAYER	TEAM	POS	REC	YARDS	AVG	LONG	TD
1t	Werner	NO	LB	3	0	0.0	0	0
1t	N. Wright	CHI	CB	3	-1	-0.3	0	0
3t	Anderson	HOU	DE	2	0	0.0	0t	1
3t	Benford	BUF	CB	2	23	11.5	17t	1
3t	Bernard	BUF	LB	2	0	0.0	0	0
3t	Campbell	DET	LB	2	2	1.0	2	0
3t	*Carter	NYG	LB	2	-3	-1.5	1	0
3t	*Collins	SF	DT	2	0	0.0	0	0
3t	Collins	ARI	LB	2	3	1.5	3t	1
3t	Delpit	CLE	SAF	2	0	0.0	0	0
3t	Dexter	CHI	DT	2	0	0.0	0	0
3t	Fitzpatrick	MIA	FS	2	0	0.0	0	0
3t	Gilman	LAC-BAL	SAF	2	11	5.5	11	0
3t	C. Johnson	CIN	DE	2	4	2.0	4	0
3t	D. Jones	TEN-BAL	DE	2	2	1.0	2	0
3t	Kinchens	LAR	SAF	2	13	6.5	13	0
3t	Landman	LAR	LB	2	0	0.0	0	0
3t	Lawrence	SEA	LB	2	56	28.0	34t	2
3t	Phillips	MIA-PHI	LB	2	4	2.0	4	0
3t	Pratt	LV-IND	LB	2	9	4.5	8	0
3t	T. Smith	TB	SAF	2	0	0.0	0	0
3t	Stiggers	NYJ	CB	2	0	0.0	0	0
3t	Watt	PIT	OLB	2	0	0.0	0	0
3t	*Woodson	NE	SAF	2	0	0.0	0	0

2025 NATIONAL FOOTBALL LEAGUE

NFL OFFENSIVE RANKS

BAL	BUF	CIN	CLE	DEN	HOU	IND	JAX	KC	LAC	LV	MIA	NE	NYJ	PIT	TEN		ARI	ATL	CAR	CHI	DAL	DET	GB	LAR	MIN	NO	NYG	PHI	SEA	SF	TB	WAS
18	4	21	30	10	19	8	15	13	11	32	24	6	29	27	31	TotYd/G	16	14	25	5	2	3	12	1	28	26	17	22	7	9	23	20
8	6	20	32	12	25	7	21	16	18	30	11	5	29	19	31	TotYd/P	23	13	24	9	4	2	10	1	27	28	22	17	3	14	26	15
3	1	31	28	18	23	10	19	22	6	32	13	16	9	26	29	RusYd/G	27	8	11	2	17	12	14	5	25	30	7	15	21	24	20	4
1	2	25	29	11	28	6	26	18	13	32	4	21	8	17	19	RusAvg	16	12	14	3	10	5	24	9	15	30	23	22	27	31	20	7
27	18	10	30	8	16	11	15	9	13	29	25	4	32	21	31	PasYd/G	7	17	26	14	1	3	12	2	28	19	20	23	6	5	22	24
13	8	23	30	15	22	9	14	16	20	29	21	3	32	18	31	PasAvg	26	12	25	11	6	4	5	2	28	27	19	10	1	7	24	17
24	21	27	28	12	5	20	18	19	22	30	31	11	26	13	7	%PasInt	10	8	17	3	14	2	4	1	32	15	16	6	29	25	9	23
29	20	10	23	1	12	9	19	15	28	31	18	27	32	11	26	Sac/PasP	24	4	17	6	3	13	7	2	30	21	25	16	8	5	14	22
25	4	16t	30	16t	21	5t	8	5t	13	32	26	9	29	27	31	1D/G	12	14	23	7	2	10t	10t	1	28	20	15	24	18	3	19	22
16	4	10	29t	12t	20	8	21	15	3	26	28	7	27	11	32	3D Eff	5	29t	17	6	9	19	1	22	31	14	18	24	23	2	12t	25
17	15	7	28t	24	16	6	14	1	18	31	21	2	25	9t	26	4D Eff	30	22	5	23	19	20	11t	3	11t	32	27	9t	4	8	28t	13
9	32	16	25	5	14	19	3	26	30	28	6	2	7	21	1	PR Avg	11	27	24	15	29	22	31	18	17	20	23	12	4	10	13	8
16	3	19	31	24	12	2	6	13	26	8	14	18	1	29	17	KR Avg	21	32	28	11	22	10	20	25	15	23	9	30	5	4	27	7
3	26	1	29	14	12	6	13	21	7	25	9	18	19	22	20	GPunAvg	11	30	16t	15	10	23	2	24	8	28	27	4	5	31	32	16t
1	19	6	32	17	18	2	10	20	16	27	7	24	5	15	23	NPunAvg	14	25	21	22	12	8	11	29	3	28	30	9	13	31	26	4
14t	4	14t	31	13	19	6	7t	20	16t	32	22	7t	28	11	30	Pts/G	21	25	27	10	5	2	12	1	26	29	23	16t	3	9	18	24
9	8	11t	15	20	7	3	16	21	2	27	5	10	1	17t	25	FG%	30	23t	17t	22	11t	26	23t	29	4	31	19	32	13	6	14	28

NFL DEFENSIVE RANKS

BAL	BUF	CIN	CLE	DEN	HOU	IND	JAX	KC	LAC	LV	MIA	NE	NYJ	PIT	TEN		ARI	ATL	CAR	CHI	DAL	DET	GB	LAR	MIN	NO	NYG	PHI	SEA	SF	TB	WAS
27	11	32	2	4	1	25	13	10	3	15	19	7	21	28	20	TotYd/G	26	14	17	24	30	23	6	16	5	9	29	12	8	18	22	31
18	20	32	3	1	4	15	11	16	9	12	25	14	19	17	26	TotYd/P	23	13	24	28	30	21	6	10	5	7	29	8	2	22	27	31
13	30	32	14	2	4	5	1	9	10t	17	26	6	28	15	18	RusYd/G	23	25	19	27	20	16	10t	12	24	22	31	21	3	8	7	29
13	31	30	7	2	11	3	6	8	22	4	27	14	19	16	20	RusAvg	24	26	23	29	25	17	5	10	12	9	32	21	1	15	18	28
28	2	29	1	10	4	31	24	12	6	17	14t	11	13	30	21	PasYd/G	22	8	16	18	32	25	9	19	3	5	20	7	14t	23	27	26
17	7	32	4	1	2	18	11	24	5	20	25	15	21	14	29	PasAvg	22	12	26	28	30	19	8	10	9	13	16	6	3	23	27	31
19	5	9	11	23	3	14	4	20	2	21	24	22	32	17	28	%PasInt	18	10	7	1	30	12	27	8	26	16	29	15	6	31	13	25
31	9	28	1	2	7	21	30	18	5	24	11	23	27	15	8	Sac/PasP	29	3	26	20	25	10	22	13	4	6	17	14	12	32	19	16
17	10	31	2	8	1	27t	20	4	3	21t	23	7	25	27t	21t	1D/G	26	18	13	15	32	24	9	16	6	11	27t	12	5	19	14	27t
7	27	29	10	1	3	26	24	28	6	32	14	17	9	25	16	3D Eff	19	20	30	13	31	11	12	8	5	4	21	18	2	15	22	23
20	18	24t	5t	10t	8	14	4	1	12	19	28	3	29t	31	32	4D Eff	7	21	26t	9	23	26t	15	16	24t	10t	29t	2	17	13	5t	22
6	7	18	26	12	16	4	3	28	30	27	17	23	2	5	14	PR Avg	19	8	25	22	13	9	21	32	10	20	29	15	31	24	11	1
11	16	19	30	28	22	8	21	12	29	23	24	9	20	10	7	KR Avg	31	32	2	25	14	17	15	1	18	26	4	5	6	13	27	3
6	21	17	20	30	14	5	18	13	10	2	32	1	19	29	3	GPunAvg	31	16	28	11	12	27	25	23	22	7	9	4	8	24	15	26
5	29	9	21	16	14	13	12	26	28	10	24	1	6	20	2	NPunAvg	18	31	32	15	30	23	27	25	17	22	19	11	4	8	7	3
16	15	32	20	5	1	18	10	4	8	25	22	7	30	17	26	Pts/G	29	21	13	19	31	23	9	6	11t	14	28	3	2	11t	24	27
18	27t	27t	11	31	1	10	16	32	17	21t	20	7	24	19	25t	FG%	23	9	21t	3	29t	29t	14t	13	4	25t	14t	12	5	2	8	6
17	6	27t	29	10	5	9	4	14	13	32	22	3	30	16	31	PPG Diff	25	23	21	15	19t	7	11	2	18	24	27t	12	1	8	19t	26
23	4	31	19	5	7	16	13	9	3	30	25	2	29	28	32	Yd/G Diff	20	14	22	11	15	10	8	1	21	18	26	17	6	12	24	27

LAST WEEK'S GAME BOOK

National Football League Game Summary

NFL Copyright © 2025 by The National Football League. All rights reserved. This summary and play-by-play is for the express purpose of assisting media in their coverage of the game; any other use of this material is prohibited without the written permission of the National Football League.

Date: Sunday, 12/21/2025

Los Angeles Chargers at Dallas Cowboys

Start Time: 12:02 PM CST

at AT&T Stadium, Arlington, TX

Game Day Weather

Retractable Roof - Closed on Artificial Turf

Outdoor Weather: T: 59, W: NNE 3, H: 70%, Cloudy

Officials

Referee: Eck, Alan (76)

Umpire: King, Paul (121)

Down Judge: Oliver, David (24)

Line Judge: Bradley, Greg (98)

Field Judge: Jenkins, John (117)

Side Judge: Shaw, Dale (104)

Back Judge: Bell, Grantis (27)

Replay Official: Wollan, Joe (0)

Lineups

Los Angeles Chargers						Dallas Cowboys					
Offense			Defense			Offense			Defense		
T	64	T.Penning	OLB	45	T.Tuipulotu	WR	3	G.Pickens	DE	41	D.Ezeiruaku
LT	68	J.Salyer	DL	91	D.Hand	LT	73	T.Smith	DT	90	S.Thomas
LG	77	Z.Johnson	DL	90	T.Tart	LG	66	T.Bass	DT	95	K.Clark
C	75	B.Bozeman	OLB	52	K.Mack	C	56	C.Beebe	DT	97	O.Odighizuwa
RG	73	M.Becton	LB	0	D.Henley	RG	52	T.Booker	DE	42	J.Clowney
RT	66	B.Hart	LB	6	D.Perryman	RT	78	T.Steele	LB	59	K.Murray
WR	15	L.McConkey	DB	2	E.Molden	TE	87	J.Ferguson	LB	0	D.Overshown
WR	1	Q.Johnston	CB	20	C.Hart	WR	19	R.Flournoy	CB	34	S.Revel
QB	10	J.Herbert	CB	29	T.Still	WR	88	C.Lamb	CB	7	T.Diggs
FB	44	S.Matlock	S	23	T.Jefferson	QB	4	D.Prescott	S	28	M.Hooker
RB	30	K.Vidal	S	3	D.James	RB	33	J.Williams	S	6	D.Wilson

Substitutions

RB 8 O.Hampton, WR 9 T.Harris, K 11 C.Dicker, WR 13 K.Allen, P 16 J.Scott, CB 24 B.St-Juste, CB 26 D.Jackson, RB 28 H.Haskins, S 31 M.Williams, DB 33 D.Leonard, S 40 K.Williamson, LB 43 T.Dye, LS 47 J.Harris, LB 53 D.Phillips, OLB 54 K.Kennard, LB 58 M.Wax, T 74 A.Deculus, C 78 A.James, WR 84 K.Lambert-Smith, TE 86 O.Gadsden, TE 89 W.Dissly, DL 92 J.Eboigbe, DL 93 O.Ogbonnia, OLB 98 O.Oweh, DT 99 J.Caldwell

Substitutions

P 5 B.Anger, WR 9 K.Turpin, QB 10 J.Milton, DE 13 D.Fowler, S 14 M.Bell, K 17 B.Aubrey, CB 25 T.Bridges, DB 27 R.Steward, CB 29 C.Goodwin, LB 35 M.Liufau, CB 36 C.Ballentine, DB 38 A.Clark, RB 40 H.Luepke, RB 43 M.Davis, LS 44 T.Sieg, LB 50 S.James, DE 53 J.Houston, DE 54 S.Williams, LB 55 L.Wilson, C 67 B.Hoffman, T 71 N.Thomas, T 75 H.Adeniji, WR 81 J.Mingo, TE 86 L.Schoonmaker, TE 89 B.Spann-Ford, DT 99 P.Winfrey

Did Not Play

QB 5 T.Lance

Did Not Play

Not Active

WR 12 D.Davis, S 27 R.Mickens, CB 46 N.Reed, OLB 48 B.Dupree, G 71 B.Taylor, G/T 79 T.Pipkins, TE 83 T.Conklin

Not Active

WR 1 J.Tolbert, CB 21 C.Carson, RB 23 J.Blue, T 60 T.Guyton, DT 92 Q.Williams, DT 93 J.Toia

Field Goals (made () & missed)

C.Dicker		(37)	(27)	B.Aubrey		(33)					
		1	2	3	4	OT	Total				
VISITOR:	Los Angeles Chargers	7	14	3	10	0	34				
HOME:	Dallas Cowboys	7	10	0	0	0	17				

Scoring Plays

Team	Qtr	Time	Play Description (Extra Point) (Drive Info)	Visitor	Home
Cowboys	1	10:20	R.Flournoy 5 yd. pass from D.Prescott (B.Aubrey kick) (10-79, 4:40)	0	7
Chargers	1	6:43	Q.Johnston 23 yd. pass from J.Herbert (C.Dicker kick) (6-65, 3:37)	7	7
Cowboys	2	14:04	B.Aubrey 33 yd. Field Goal (16-56, 7:39)	7	10
Chargers	2	9:45	L.McConkey 25 yd. pass from J.Herbert (C.Dicker kick) (7-87, 4:19)	14	10
Cowboys	2	8:08	G.Pickens 38 yd. pass from D.Prescott (B.Aubrey kick) (4-80, 1:37)	14	17
Chargers	2	0:19	J.Herbert 1 yd. run (C.Dicker kick) (16-81, 7:49)	21	17
Chargers	3	11:51	C.Dicker 37 yd. Field Goal (6-57, 3:09)	24	17
Chargers	4	8:57	C.Dicker 27 yd. Field Goal (14-76, 8:18)	27	17
Chargers	4	4:48	O.Hampton 5 yd. run (C.Dicker kick) (6-46, 2:09)	34	17

National Football League Game Summary

NFL Copyright © 2025 by The National Football League. All rights reserved. This summary and play-by-play is for the express purpose of assisting media in their coverage of the game; any other use of this material is prohibited without the written permission of the National Football League.

Paid Attendance: 92,740

Time: 2:53

Final Individual Statistics

Los Angeles Chargers									Dallas Cowboys												
RUSHING			ATT	YDS	AVG	LG	TD		RUSHING			ATT	YDS	AVG	LG	TD					
O.Hampton			16	85	5.3	18	1		J.Williams			9	34	3.8	8	0					
J.Herbert			8	42	5.3	34	1		M.Davis			8	23	2.9	8	0					
H.Haskins			4	14	3.5	7	0		D.Prescott			2	14	7.0	8	0					
K.Vidal			5	11	2.2	6	0		K.Turpin			2	13	6.5	9	0					
									J.Milton			1	7	7.0	7	0					
									H.Luepke			1	0	0.0	0	0					
Total			33	152	4.6	34	2		Total			23	91	4.0	9	0					
PASSING			ATT	CMP	YDS	SK/YD	TD	LG	IN	RT	PASSING			ATT	CMP	YDS	SK/YD	TD	LG	IN	RT
J.Herbert			29	23	300	0/0	2	50	0	132.8	D.Prescott			30	21	244	1/6	2	38	0	116.5
											J.Milton			2	2	11	0/0	0	7	0	89.6
Total			29	23	300	0/0	2	50	0	132.8	Total			32	23	255	1/6	2	38	0	116.0
PASS RECEIVING			TAR	REC	YDS	AVG	LG	TD		PASS RECEIVING			TAR	REC	YDS	AVG	LG	TD			
K.Allen			5	5	44	8.8	12	0		G.Pickens			9	7	130	18.6	38	1			
Q.Johnston			5	4	104	26.0	50	1		C.Lamb			7	6	51	8.5	18	0			
T.Harris			5	4	54	13.5	23	0		J.Ferguson			4	3	19	6.3	8	0			
L.McConkey			6	4	43	10.8	25	1		R.Flournoy			2	2	18	9.0	13	1			
W.Dissly			3	3	28	9.3	15	0		K.Turpin			4	2	14	7.0	7	0			
O.Hampton			2	1	10	10.0	10	0		J.Williams			3	2	9	4.5	5	0			
K.Lambert-Smith			1	1	10	10.0	10	0		H.Luepke			2	1	14	14.0	14	0			
O.Gadsden			1	1	7	7.0	7	0		J.Mingo			1	0	0	0.0	0	0			
Total			28	23	300	13.0	50	2		Total			32	23	255	11.1	38	2			
INTERCEPTIONS			NO	YDS	AVG	LG	TD		INTERCEPTIONS			NO	YDS	AVG	LG	TD					
Total			0	0	0	0	0		Total			0	0	0	0	0					
PUNTING			NO	YDS	AVG	NET	TB	IN20	LG	PUNTING			NO	YDS	AVG	NET	TB	IN20	LG		
J.Scott			1	55	55.0	55.0	0	1	55	B.Anger			1	42	42.0	42.0	0	1	42		
Total			1	55	55.0	55.0	0	1	55	Total			1	42	42.0	42.0	0	1	42		
PUNT RETURNS			NO	YDS	AVG	FC	LG	TD	PUNT RETURNS			NO	YDS	AVG	FC	LG	TD				
L.McConkey			0	0	0.0	1	0	0	K.Turpin			0	0	0.0	1	0	0				
Total			0	0	0.0	1	0	0	Total			0	0	0.0	1	0	0				
KICKOFF RETURNS			NO	YDS	AVG	FC	LG	TD	KICKOFF RETURNS			NO	YDS	AVG	FC	LG	TD				
K.Vidal			2	41	20.5	0	31	0	K.Turpin			6	148	24.7	0	31	0				
K.Lambert-Smith			2	36	18.0	0	19	0	[TOUCHBACK]			1	0	0.0	0	0	0				
Total			4	77	19.3	0	31	0	Total			6	148	24.7	0	31	0				

Los Angeles Chargers

FUMBLES	FUM	LOST	OWN-REC	YDS	TD	FORCED	OPP-REC	YDS	TD	OUT-BDS
J.Herbert	1	0	1	0	0	0	0	0	0	0
D.James	0	0	0	0	0	1	0	0	0	0
T.Tuipulotu	0	0	0	0	0	0	1	11	0	0
Total	1	0	1	0	0	1	1	11	0	0

Dallas Cowboys

FUMBLES	FUM	LOST	OWN-REC	YDS	TD	FORCED	OPP-REC	YDS	TD	OUT-BDS
J.Milton	1	1	0	0	0	0	0	0	0	0
M.Bell	0	0	0	0	0	1	0	0	0	0
Total	1	1	0	0	0	1	0	0	0	0

Los Angeles Chargers vs Dallas Cowboys
12/21/2025 at AT&T Stadium

Final Team Statistics

	Visitor Chargers	Home Cowboys
TOTAL FIRST DOWNS	24	18
By Rushing	9	4
By Passing	15	13
By Penalty	0	1
THIRD DOWN EFFICIENCY	7-11-63.6%	4-9-44.4%
FOURTH DOWN EFFICIENCY	0-1-0.0%	1-3-33.3%
TOTAL NET YARDS	452	340
Total Offensive Plays (inc. times thrown passing)	62	56
Average gain per offensive play	7.3	6.1
NET YARDS RUSHING	152	91
Total Rushing Plays	33	23
Average gain per rushing play	4.6	4.0
Tackles for a loss-number and yards	3-5	1-3
NET YARDS PASSING	300	249
Times thrown - yards lost attempting to pass	0-0	1-6
Gross yards passing	300	255
PASS ATTEMPTS-COMPLETIONS-HAD INTERCEPTED	29-23-0	32-23-0
Avg gain per pass play (inc.# thrown passing)	10.3	7.5
KICKOFFS Number-In End Zone-Touchbacks	7-2-1	4-0-0
PUNTS Number and Average	1-55.0	1-42.0
Had Blocked	0	0
FGs - PATs Had Blocked	0-0	0-0
Net Punting Average	55.0	42.0
TOTAL RETURN YARDAGE (Not Including Kickoffs)	0	0
No. and Yards Punt Returns	0-0	0-0
No. and Yards Kickoff Returns	4-77	6-148
No. and Yards Interception Returns	0-0	0-0
PENALTIES Number and Yards	4-34	5-40
FUMBLES Number and Lost	1-0	1-1
TOUCHDOWNS	4	2
Rushing	2	0
Passing	2	2
EXTRA POINTS Made-Attempts	4-4	2-2
Kicking Made-Attempts	4-4	2-2
FIELD GOALS Made-Attempts	2-2	1-1
RED ZONE EFFICIENCY	2-4-50%	1-3-33%
GOAL TO GO EFFICIENCY	2-2-100%	0-0-0%
SAFETIES	0	0
FINAL SCORE	34	17
TIME OF POSSESSION	34:27	25:33

Los Angeles Chargers vs Dallas Cowboys
12/21/2025 at AT&T Stadium

Ball Possession And Drive Chart

Los Angeles Chargers															
#	Time Recd	Time Lost	Time Poss	How Ball Obtained	Drive Began	# Play	Yds Gain	Yds Pen	Net Yds	1st Down	Last Scrm	How Given Up			
1	10:20	6:43	3:37	Kickoff	LAC 35	6	65	0	65	3	DAL 23	Touchdown			
2	14:04	9:45	4:19	Kickoff	LAC 13	7	87	0	87	5	DAL 25	Touchdown			
3	8:08	0:19	7:49	Kickoff	LAC 19	16	81	0	81	7	* DAL 1	Touchdown			
4	15:00	11:51	3:09	Kickoff	LAC 24	6	57	0	57	1	* DAL 19	Field Goal			
5	9:04	7:25	1:39	Punt	LAC 17	3	9	0	9	0	LAC 26	Punt			
6	2:15	8:57	8:18	Downs	LAC 16	14	95	-19	76	4	* DAL 8	Field Goal			
7	6:57	4:48	2:09	Downs	DAL 46	6	46	0	46	3	* DAL 5	Touchdown			
8	4:00	0:33	3:27	Fumble	DAL 42	6	12	0	12	1	DAL 28	Downs			
(236) Average LAC 30															
Dallas Cowboys															
#	Time Recd	Time Lost	Time Poss	How Ball Obtained	Drive Began	# Play	Yds Gain	Yds Pen	Net Yds	1st Down	Last Scrm	How Given Up			
1	15:00	10:20	4:40	Kickoff	DAL 21	10	79	0	79	4	* LAC 5	Touchdown			
2	6:43	14:04	7:39	Kickoff	DAL 29	16	66	-10	56	5	* LAC 15	Field Goal			
3	9:45	8:08	1:37	Kickoff	DAL 20	4	65	15	80	3	LAC 38	Touchdown			
4	0:19	0:00	0:19	Kickoff	DAL 25	2	1	0	1	0	DAL 32	End of Half			
5	11:51	9:04	2:47	Kickoff	DAL 20	6	21	0	21	1	DAL 41	Punt			
6	7:25	2:15	5:10	Punt	DAL 19	9	70	-5	65	3	* LAC 16	Downs			
7	8:57	6:57	2:00	Kickoff	DAL 33	6	18	-5	13	1	DAL 46	Downs			
8	4:48	4:00	0:48	Kickoff	DAL 35	3	18	0	18	1	DAL 46	Fumble			
9	0:33	0:00	0:33	Downs	DAL 30	1	2	0	2	0	DAL 30	End of Game			
(232) Average DAL 26															
* inside opponent's 20															
Time of Possession by Quarter									1st	2nd	3rd	4th	OT	Total	
Visitor	Los Angeles Chargers							3:37	12:08	7:03	11:39				
Home	Dallas Cowboys							11:23	2:52	7:57	3:21				
Kickoff Drive No.-Start Average									Chargers: 4 - LAC 23					Cowboys: 7 - DAL 26	

Final Defensive Statistics

Los Angeles Chargers	Regular Defensive Plays												Special Teams					Misc			
	TKL	AST	COMB	SK	/ YDS	TFL	Q	IN	PD	FF	FR	TKL	AST	FF	FR	BL	TKL	AST	FF	FR	
T.Jefferson	4	4	8	0	0	0	0	0	0	0	0	0	0	0	0	0	0	0	0	0	
D.James	5	1	6	0	0	0	0	0	0	1	0	0	0	0	0	0	0	0	0	0	
D.Perryman	4	2	6	0	0	0	0	0	1	0	0	0	0	0	0	0	0	0	0	0	
D.Henley	4	2	6	0	0	0	0	0	0	0	0	0	0	0	0	0	0	0	0	0	
B.St-Juste	3	2	5	0	0	0	0	0	1	0	0	0	1	0	0	0	0	0	0	0	
T.Tuipulotu	2	2	4	1	6	1	2	0	0	0	1	0	0	0	0	0	0	0	0	0	
M.Williams	2	1	3	0	0	0	0	0	0	0	0	0	0	0	0	0	0	0	0	0	
T.Dye	1	2	3	0	0	0	0	0	0	0	0	0	0	0	0	0	0	0	0	0	
E.Molden	0	3	3	0	0	0	0	0	0	0	0	0	0	0	0	0	0	0	0	0	
T.Tart	2	0	2	0	0	1	0	0	0	0	0	0	0	0	0	0	0	0	0	0	
O.Oweh	1	1	2	0	0	0	1	0	0	0	0	0	0	0	0	0	0	0	0	0	
C.Hart	1	1	2	0	0	0	0	0	0	0	0	0	0	0	0	0	0	0	0	0	
T.Still	1	1	2	0	0	0	0	0	0	0	0	0	0	0	0	0	0	0	0	0	
J.Caldwell	0	2	2	0	0	0	0	0	1	0	0	0	0	0	0	0	0	0	0	0	
D.Hand	0	2	2	0	0	0	0	0	0	0	0	0	0	0	0	0	0	0	0	0	
K.Mack	0	2	2	0	0	0	0	0	0	0	0	0	0	0	0	0	0	0	0	0	
D.Phillips	0	0	0	0	0	0	0	0	0	0	0	3	1	0	0	0	0	0	0	0	
H.Haskins	0	0	0	0	0	0	0	0	0	0	0	1	1	0	0	0	0	0	0	0	
J.Eboigbe	0	0	0	0	0	0	0	0	0	0	0	0	1	0	0	0	0	0	0	0	
J.Herbert	0	0	0	0	0	0	0	0	0	0	0	0	0	0	0	0	0	0	0	1	
Total	30	28	58	1	6	2	3	0	3	1	1	4	4	0	0	0	0	0	0	1	

TKL = Tackle AST = Assist COMB = Combined QH=QB Hit IN = Interception PD = Pass Defense FF = Forced Fumble FR = Fumble Recovery

Dallas Cowboys	Regular Defensive Plays												Special Teams					Misc			
	TKL	AST	COMB	SK	/ YDS	TFL	QH	IN	PD	FF	FR	TKL	AST	FF	FR	BL	TKL	AST	FF	FR	
S.Revel	8	1	9	0	0	0	0	0	1	0	0	0	0	0	0	0	0	0	0	0	
M.Hooker	5	2	7	0	0	1	0	0	0	0	0	0	0	0	0	0	0	0	0	0	
D.Wilson	1	6	7	0	0	1	0	0	0	0	0	0	0	0	0	0	0	0	0	0	
T.Diggs	4	2	6	0	0	0	0	0	0	0	0	0	0	0	0	0	0	0	0	0	
L.Wilson	4	1	5	0	0	0	0	0	0	0	0	0	0	0	0	0	0	0	0	0	
S.James	4	1	5	0	0	0	0	0	0	0	0	0	0	0	0	0	0	0	0	0	
K.Clark	2	2	4	0	0	0	0	0	0	0	0	0	0	0	0	0	0	0	0	0	
R.Steward	2	1	3	0	0	1	0	0	0	0	0	0	0	0	0	0	0	0	0	0	
M.Bell	1	2	3	0	0	0	1	0	0	1	0	0	0	0	0	0	0	0	0	0	
K.Murray	1	2	3	0	0	0	1	0	0	0	0	0	0	0	0	0	0	0	0	0	
S.Thomas	1	1	2	0	0	0	0	0	0	0	0	0	0	0	0	0	0	0	0	0	
D.Overshown	1	1	2	0	0	0	0	0	0	0	0	0	0	0	0	0	0	0	0	0	
D.Fowler	1	1	2	0	0	0	0	0	0	0	0	0	0	0	0	0	0	0	0	0	
S.Williams	1	1	2	0	0	0	0	0	0	0	0	0	0	0	0	0	0	0	0	0	
D.Ezeiruaku	0	2	2	0	0	0	1	0	0	0	0	0	0	0	0	0	0	0	0	0	
P.Winfrey	0	2	2	0	0	0	0	0	0	0	0	0	0	0	0	0	0	0	0	0	
J.Houston	1	0	1	0	0	0	0	0	0	0	0	1	1	0	0	0	0	0	0	0	
O.Odighizuwa	0	1	1	0	0	0	2	0	0	0	0	0	0	0	0	0	0	0	0	0	
M.Liufau	0	1	1	0	0	0	0	0	0	0	0	0	0	0	0	0	0	0	0	0	
T.Bridges	0	0	0	0	0	0	0	0	1	0	0	1	1	0	0	0	0	0	0	0	
B.Spann-Ford	0	0	0	0	0	0	0	0	0	0	0	1	0	0	0	0	0	0	0	0	
G.Pickens	0	0	0	0	0	0	0	0	0	0	0	0	0	0	0	0	1	0	0	0	
Total	37	30	67	0	0	3	5	0	2	1	0	3	2	0	0	0	1	0	0	0	

First Half Summary

Scoring Plays

TOTAL FIRST DOWNS

First Downs Rushing-Passing-by Penalty

THIRD DOWN EFFICIENCY	4-4-100.0%	3-5-60.0%
-----------------------	------------	-----------

TOTAL NET YARDS	233	211
-----------------	-----	-----

Total Offensive Plays	29	31
-----------------------	----	----

NET YARDS RUSHING	60	61
-------------------	----	----

NET YARDS PASSING	173	150
-------------------	-----	-----

Gross Yards Passing	173	156
---------------------	-----	-----

Times thrown-yards lost attempting to pass	0-0	1-6
--	-----	-----

Pass Attempts-Completions-Had Intercepted	16 - 14 - 0	18 - 14 - 0
---	-------------	-------------

Punts-Number and Average	0 - 0.0	0 - 0.0
--------------------------	---------	---------

Penalties-Number and Yards	1 - 15	2 - 20
-----------------------------------	---------------	---------------

Fumbles-Number and Lost	0 - 0	0 - 0
-------------------------	-------	-------

Red Zone Efficiency	1-1-100%	1-2-50%
---------------------	----------	---------

Average Drive Start	LAC 22	DAL 24
---------------------	--------	--------

Dallas Cowboys

PASS RECEIVING	TAR	REC	YDS	AVG	LG	TD	PASS RECEIVING	TAR	REC	YDS	AVG	LG	TD
L.McConkey	5	4	43	10.8	25	1	G.Pickens	5	4	86	21.5	38	1
T.Harris	4	3	48	16.0	23	0	C.Lamb	5	4	26	6.5	13	0
K.Allen	3	3	28	9.3	12	0	R.Flournoy	2	2	18	9.0	13	1
W.Dissly	2	2	21	10.5	15	0	K.Turpin	3	2	14	7.0	7	0
Q.Johnston	1	1	23	23.0	23	1	J.Ferguson	1	1	7	7.0	7	0
K.Lambert-Smith	1	1	10	10.0	10	0	J.Williams	2	1	5	5.0	5	0
Total	16	14	173	12.4	25	2	Total	18	14	156	11.1	38	2

[illegible]

12/21/2025 at AT&T Stadium

[illegible]

Play By Play

First Quarter

12/21/2025

LAC wins the coin toss and elects to defer. DAL elects to Receive, and LAC elects to defend the east goal.

C.Dicker kicks 64 yards from LAC 35 to DAL 1. K.Turpin to DAL 21 for 20 yards (D.Phillips).

Dallas Cowboys at 15:00, (1st play from scrimmage 14:54)

1-10-DAL 21	(14:54) D.Prescott pass short right to G.Pickens pushed ob at DAL 35 for 14 yards (T.Jefferson).	P1
<u>1-10-DAL 35</u>	(14:26) (Shotgun) J.Williams right guard to DAL 40 for 5 yards (T.Tuipulotu).	
2-5-DAL 40	(13:54) (Shotgun) D.Prescott pass short right to C.Lamb to LAC 47 for 13 yards (D.Henley; T.Jefferson).	P2
<u>1-10-LAC 47</u>	(13:21) J.Williams left guard to LAC 44 for 3 yards (T.Jefferson; D.Hand).	
2-7-LAC 44	(12:50) (Shotgun) D.Prescott pass short left to J.Williams to LAC 39 for 5 yards (D.Henley).	
3-2-LAC 39	(12:03) (Shotgun) D.Prescott pass incomplete short right to C.Lamb.	
4-2-LAC 39	(11:59) (Shotgun) D.Prescott pass deep left to G.Pickens to LAC 11 for 28 yards (C.Hart). DAL-C.Beebe was injured during the play.	P3
<u>1-10-LAC 11</u>	(11:34) J.Williams up the middle to LAC 9 for 2 yards (T.Tart).	
2-8-LAC 9	(10:58) (Shotgun) D.Prescott pass short middle to C.Lamb to LAC 5 for 4 yards (T.Jefferson).	
3-4-LAC 5	(10:25) (Shotgun) D.Prescott pass short left to R.Flournoy for 5 yards, TOUCHDOWN.	P4
	B.Aubrey extra point is GOOD, Center-T.Sieg, Holder-B.Anger.	

Timeout at 10:20.

** Injury Update: DAL-C.Beebe return is Questionable.

LAC 0 DAL 7, 10 plays, 79 yards, 4:40 drive, 4:40 elapsed

B.Aubrey kicks 61 yards from DAL 35 to LAC 4. K.Vidal to LAC 35 for 31 yards (B.Spann-Ford).

Los Angeles Chargers at 10:20, (1st play from scrimmage 10:15)

1-10-LAC 35	(10:15) T.Penning reported in as eligible. K.Vidal left guard to LAC 36 for 1 yard (S.Thomas; K.Clark).	
2-9-LAC 36	(9:36) (Shotgun) J.Herbert pass short right to L.McConkey to LAC 41 for 5 yards (T.Diggs) [K.Murray].	
3-4-LAC 41	(8:51) (Shotgun) J.Herbert pass short right to T.Harris to DAL 36 for 23 yards (D.Overshown).	P1
<u>1-10-DAL 36</u>	(8:07) (Shotgun) J.Herbert pass short middle to T.Harris to DAL 25 for 11 yards (M.Hooker).	P2
<u>1-10-DAL 25</u>	(7:18) T.Penning reported in as eligible. O.Hampton left end to DAL 23 for 2 yards (D.Overshown; P.Winfrey). LAC-J.Salyer was injured during the play.	
2-8-DAL 23	(6:48) (Shotgun) J.Herbert pass deep left to Q.Johnston for 23 yards, TOUCHDOWN.	P3
	C.Dicker extra point is GOOD, Center-J.Harris, Holder-J.Scott.	

Timeout at 06:43.

LAC 7 DAL 7, 6 plays, 65 yards, 3:37 drive, 8:17 elapsed

C.Dicker kicks 60 yards from LAC 35 to DAL 5. K.Turpin to DAL 29 for 24 yards (D.Phillips).

Dallas Cowboys at 6:43, (1st play from scrimmage 6:38)

1-10-DAL 29	(6:38) J.Williams right tackle to DAL 35 for 6 yards (D.Perryman; O.Oweh). ** Injury Update: DAL-C.Beebe has returned to the game.	
2-4-DAL 35	(6:04) M.Davis up the middle to DAL 43 for 8 yards (M.Williams).	R5
<u>1-10-DAL 43</u>	(5:32) (Shotgun) D.Prescott pass short left to K.Turpin pushed ob at 50 for 7 yards (T.Jefferson).	
2-3-50	(4:52) M.Davis left guard to LAC 49 for 1 yard (D.Perryman).	
	** Injury Update: LAC-J.Salyer return is Questionable.	
3-2-LAC 49	(4:15) (Shotgun) J.Williams up the middle to LAC 46 for 3 yards (J.Caldwell; K.Mack).	R6
<u>1-10-LAC 46</u>	(3:38) (Shotgun) D.Prescott pass short left to C.Lamb ran ob at LAC 40 for 6 yards.	
2-4-LAC 40	(3:06) (Shotgun) D.Prescott scrambles up the middle to LAC 32 for 8 yards (T.Jefferson; T.Dye).	R7
<u>1-10-LAC 32</u>	(2:24) (Shotgun) K.Turpin right end to LAC 23 for 9 yards (T.Dye).	
2-1-LAC 23	(1:46) M.Davis up the middle to LAC 21 for 2 yards (T.Tuipulotu; D.Perryman).	R8
<u>1-10-LAC 21</u>	(1:12) (Shotgun) D.Prescott pass incomplete short middle to J.Williams (D.Perryman).	
2-10-LAC 21	(1:03) (Shotgun) D.Prescott pass short middle to J.Ferguson to LAC 14 for 7 yards (D.Perryman).	
3-3-LAC 14	(:21) (Shotgun) D.Prescott pass short left to C.Lamb to LAC 11 for 3 yards (T.Tuipulotu; T.Still).	P9

END OF QUARTER

	Score	Time Poss	First Downs				Efficiencies	
			R	P	X	T	3 Down	4 Down
Los Angeles Chargers	7	3:37	0	3	0	3	1/1	0/0
Dallas Cowboys	7	11:23	4	5	0	9	3/4	1/1

Second Quarter

12/21/2025

Play By Play

Dallas Cowboys continued.

- 1-10-LAC 11(15:00) D.Prescott pass incomplete short left to G.Pickens (B.St-Juste).
- 2-10-LAC 11(14:57) (Shotgun) D.Prescott pass short right to G.Pickens to LAC 5 for 6 yards (D.James).
- 3-4-LAC 5(14:18) (Shotgun) D.Prescott pass short middle to R.Flournoy for 5 yards, TOUCHDOWN NULLIFIED by Penalty.
PENALTY on DAL-T.Smith, Offensive Holding, 10 yards, enforced at LAC 5 - No Play.
- 3-14-LAC 15(14:12) (Shotgun) D.Prescott pass incomplete short left to K.Turpin.
- 4-14-LAC 15(14:07) **B.Aubrey 33 yard field goal is GOOD, Center-T.Sieg, Holder-B.Anger.**

Timeout at 14:04.

LAC 7 DAL 10, 16 plays, 56 yards, 7:39 drive, 0:56 elapsed
--

B.Aubrey kicks 62 yards from DAL 35 to LAC 3. K.Vidal to LAC 13 for 10 yards (J.Houston).

Los Angeles Chargers at 14:04, (1st play from scrimmage 13:59)

- 1-10-LAC 13(13:59) T.Penning reported in as eligible. J.Herbert pass short middle to T.Harris to LAC 27 for 14 yards (L.Wilson).P4
- 1-10-LAC 27(13:19) O.Hampton left end pushed ob at LAC 45 for 18 yards (S.Revel).R5
- 1-10-LAC 45(12:33) (Shotgun) O.Hampton right tackle to 50 for 5 yards (O.Odighizuwa; D.Fowler).
- 2-5-50(11:50) (Shotgun) J.Herbert pass short left to L.McConkey to DAL 40 for 10 yards (R.Steward).P6
- 1-10-DAL 40(11:07) J.Herbert pass short left to W.Dissly to DAL 25 for 15 yards (S.Revel).P7
- 1-10-DAL 25(10:24) T.Penning reported in as eligible. O.Hampton right tackle to DAL 24 for 1 yard (L.Wilson).
Penalty on LAC-S.Matlock, Offensive Holding, offsetting, enforced at DAL 25 - No Play.
Penalty on DAL-J.Clowney, Face Mask, offsetting.
- 1-10-DAL 25(9:56) (Shotgun) J.Herbert pass incomplete deep left to L.McConkey [O.Odighizuwa].
- 2-10-DAL 25(9:50) **(Shotgun) J.Herbert pass deep right to L.McConkey for 25 yards, TOUCHDOWN.**P8
C.Dicker extra point is GOOD, Center-J.Harris, Holder-J.Scott.

Timeout at 09:45.

** Injury Update: DAL-D.Overshown is Out of the game.

LAC 14 DAL 10, 7 plays, 87 yards, 4:19 drive, 5:15 elapsed
--

C.Dicker kicks 66 yards from LAC 35 to DAL -1. K.Turpin to DAL 30 for 31 yards (D.Phillips).

PENALTY on DAL-M.Bell, Offensive Holding, 10 yards, enforced at DAL 30.

Dallas Cowboys at 9:45, (1st play from scrimmage 9:40)

- 1-10-DAL 20(9:40) (Shotgun) J.Williams up the middle to DAL 26 for 6 yards (D.Perryman).
- 2-4-DAL 26(9:06) (Shotgun) D.Prescott pass short left to R.Flournoy to DAL 39 for 13 yards (D.Perryman).P10
*PENALTY on LAC-D.Perryman, Unnecessary Roughness, 15 yards, enforced at DAL 39.*X11
- 1-10-LAC 46(8:51) J.Williams up the middle to LAC 38 for 8 yards (M.Williams; E.Molden).
- 2-2-LAC 38(8:14) **D.Prescott pass deep left to G.Pickens for 38 yards, TOUCHDOWN.**P12
B.Aubrey extra point is GOOD, Center-T.Sieg, Holder-B.Anger.

Timeout at 08:08.

LAC 14 DAL 17, 4 plays, 80 yards, 1 penalty, 1:37 drive, 6:52 elapsed

B.Aubrey kicks 63 yards from DAL 35 to LAC 2. K.Lambert-Smith to LAC 19 for 17 yards (T.Bridges).

Los Angeles Chargers at 8:08, (1st play from scrimmage 8:01)

- 1-10-LAC 19(8:01) (Shotgun) J.Herbert pass short right to W.Dissly pushed ob at LAC 25 for 6 yards (S.Revel).
- 2-4-LAC 25(7:16) T.Penning reported in as eligible. K.Vidal left end to LAC 31 for 6 yards (M.Liufau; D.Wilson).R9
*** Injury Update: DAL-R.Flournoy return is Questionable.*
*** Injury Update: LAC-J.Salyer is Out of the game.*
- 1-10-LAC 31(6:34) K.Vidal left guard to LAC 32 for 1 yard (S.James).
- 2-9-LAC 32(5:53) (Shotgun) J.Herbert pass incomplete short left to T.Harris.
- 3-9-LAC 32(5:50) (Shotgun) J.Herbert pass short left to K.Lambert-Smith pushed ob at LAC 42 for 10 yards (M.Hooker) [O.Odighizuwa].P10
- 1-10-LAC 42(5:11) (Shotgun) J.Herbert pass short right to L.McConkey to LAC 45 for 3 yards (T.Diggs).
- 2-7-LAC 45(4:29) (Shotgun) J.Herbert pass short right to K.Allen to DAL 48 for 7 yards (S.Revel).P11
- 1-10-DAL 48(3:47) (Shotgun) O.Hampton left tackle to DAL 42 for 6 yards (S.Revel).
- 2-4-DAL 42(3:07) O.Hampton left tackle to DAL 30 for 12 yards (J.Houston).R12
- 1-10-DAL 30(2:25) (Shotgun) T.Penning reported in as eligible. K.Vidal up the middle to DAL 31 for -1 yards (D.Wilson).

Two-Minute Warning

Los Angeles Chargers vs Dallas Cowboys at AT&T Stadium

2-11-DAL 31	(2:00) (Shotgun) J.Herbert scrambles left end ran ob at DAL 27 for 4 yards (S.James).	
3-7-DAL 27	(1:53) (Shotgun) J.Herbert pass short right to K.Allen to DAL 18 for 9 yards (T.Diggs).	P13
<u>1-10-DAL 18</u>	(1:15) O.Hampton left guard to DAL 10 for 8 yards (D.Wilson; M.Hooker).	
2-2-DAL 10	(:36) (Shotgun) T.Penning reported in as eligible. O.Hampton right guard to DAL 13 for -3 yards (M.Hooker, K.Murray). Timeout #1 by DAL at 00:30.	
3-5-DAL 13	(:30) (Shotgun) J.Herbert pass short left to K.Allen to DAL 1 for 12 yards (T.Diggs). Timeout #1 by LAC at 00:22.	P14
<u>1-1-DAL 1</u>	(:22) T.Penning reported in as eligible. J.Herbert up the middle for 1 yard, TOUCHDOWN. C.Dicker extra point is GOOD, Center-J.Harris, Holder-J.Scott.	R15

Timeout at 00:19.

LAC 21 DAL 17, 16 plays, 81 yards, 7:49 drive, 14:41 elapsed

C.Dicker kicks 63 yards from LAC 35 to DAL 2. K.Turpin to DAL 25 for 23 yards (J.Eboigbe; H.Haskins).

Dallas Cowboys at 0:19, (1st play from scrimmage 0:15)

1-10-DAL 25	(:15) (Shotgun) D.Prescott pass short left to K.Turpin to DAL 32 for 7 yards (T.Jefferson). Timeout #2 by DAL at 00:10.
2-3-DAL 32	(:10) (Shotgun) D.Prescott sacked at DAL 26 for -6 yards (T.Tuipulotu).

END OF QUARTER	Score	Time Poss	First Downs				Efficiencies	
			R	P	X	T	3 Down	4 Down
Los Angeles Chargers	21	12:08	4	8	0	12	3/3	0/0
Dallas Cowboys	17	2:52	0	2	1	3	0/1	0/0

Play By Play

Third Quarter

12/21/2025

LAC elects to Receive, and DAL elects to defend the East goal.

**** Injury Update:** DAL-R.Flournoy is Out of the game.

B.Aubrey kicks 60 yards from DAL 35 to LAC 5. K.Lambert-Smith to LAC 24 for 19 yards (J.Houston; T.Bridges).

Los Angeles Chargers at 15:00, (1st play from scrimmage 14:54)

- 1-10-LAC 24 (14:54) (Shotgun) O.Hampton right guard to LAC 26 for 2 yards (K.Murray).
- 2-8-LAC 26 (14:13) (Shotgun) J.Herbert pass deep left to Q.Johnston to DAL 24 for 50 yards (M.Hooker).
- 1-10-DAL 24 (13:26) (Shotgun) J.Herbert pass incomplete short right.
- 2-10-DAL 24 (13:22) (Shotgun) O.Hampton right guard to DAL 20 for 4 yards (K.Murray; D.Wilson).
- 3-6-DAL 20 (12:38) (Shotgun) J.Herbert scrambles up the middle to DAL 19 for 1 yard (K.Clark).
- 4-5-DAL 19 **(11:55) C.Dicker 37 yard field goal is GOOD, Center-J.Harris, Holder-J.Scott.**

P16

Timeout at 11:51.

**** Injury Update:** LAC-D.Jackson return is Questionable.

LAC 24 DAL 17, 6 plays, 57 yards, 3:09 drive, 3:09 elapsed

C.Dicker kicks 59 yards from LAC 35 to DAL 6. K.Turpin to DAL 40 for 34 yards (B.St-Juste; D.Phillips).

PENALTY on DAL-M.Davis, Offensive Holding, 10 yards, enforced at DAL 30.

Dallas Cowboys at 11:51, (1st play from scrimmage 11:44)

- 1-10-DAL 20 (11:44) J.Williams left tackle to DAL 17 for -3 yards (T.Tart).
- 2-13-DAL 17 (11:14) (Shotgun) D.Prescott pass short right to J.Williams to DAL 21 for 4 yards (B.St-Juste).
- 3-9-DAL 21 (10:37) (Shotgun) D.Prescott pass short right to H.Luepke to DAL 35 for 14 yards (B.St-Juste; E.Molden).
- 1-10-DAL 35 (9:58) D.Prescott pass incomplete short left to H.Luepke.
- ** Injury Update:** LAC-D.Jackson is Out of the game.
- 2-10-DAL 35 (9:52) (Shotgun) D.Prescott pass incomplete short left to J.Ferguson (J.Caldwell).
- 3-10-DAL 35 (9:48) (Shotgun) D.Prescott scrambles up the middle to DAL 41 for 6 yards (D.James).
- 4-4-DAL 41 (9:10) B.Anger punts 42 yards to LAC 17, Center-T.Sieg, fair catch by L.McConkey.

P13

Timeout at 09:04.

Los Angeles Chargers at 9:04

- 1-10-LAC 17 (9:04) J.Herbert scrambles right guard to LAC 20 for 3 yards (S.James).
- 2-7-LAC 20 (8:20) (Shotgun) J.Herbert pass short right to T.Harris to LAC 26 for 6 yards (D.Fowler).
- 3-1-LAC 26 (7:38) J.Herbert pass incomplete deep left to Q.Johnston (T.Bridges).
- 4-1-LAC 26 (7:33) J.Scott punts 55 yards to DAL 19, Center-J.Harris, fair catch by K.Turpin.

Timeout at 07:25.

Dallas Cowboys at 7:25

- 1-10-DAL 19 (7:25) (Shotgun) M.Davis left guard to DAL 23 for 4 yards (D.Henley).
- 2-6-DAL 23 (6:46) (Shotgun) D.Prescott pass short left to J.Ferguson to DAL 31 for 8 yards (D.Henley).
- 1-10-DAL 31 (6:17) D.Prescott pass short left to G.Pickens pushed ob at LAC 47 for 22 yards (C.Hart; D.Henley).
- 1-10-LAC 47 (5:44) (Shotgun) J.Williams left guard to LAC 43 for 4 yards (D.Henley).
- 2-6-LAC 43 (5:09) (Shotgun) D.Prescott pass deep left to C.Lamb to LAC 25 for 18 yards (T.Jefferson; E.Molden).
- 1-10-LAC 25 (4:29) K.Turpin right end to LAC 21 for 4 yards (T.Still).
- 2-6-LAC 21 (3:50) (Shotgun) M.Davis left guard to LAC 20 for 1 yard (O.Oweh).
- 3-5-LAC 20 (3:12) (Shotgun) *PENALTY on DAL-C.Lamb, False Start, 5 yards, enforced at LAC 20 - No Play.*
- 3-10-LAC 25 (2:53) (Shotgun) D.Prescott pass short left to G.Pickens pushed ob at LAC 16 for 9 yards (B.St-Juste) [O.Oweh].
- 4-1-LAC 16 (2:18) H.Luepke up the middle to LAC 16 for no gain (D.Hand; J.Caldwell).

P14

P15

P16

Timeout at 02:15.

Los Angeles Chargers at 2:15

- 1-10-LAC 16 (2:15) O.Hampton left tackle to LAC 22 for 6 yards (R.Steward; S.Williams).
- 2-4-LAC 22 (1:39) (Shotgun) J.Herbert pass short right to W.Dissly to LAC 29 for 7 yards (L.Wilson).
- 1-10-LAC 29 (1:00) T.Penning reported in as eligible. O.Hampton left end pushed ob at LAC 46 for 17 yards (T.Diggs).
- PENALTY on LAC-T.Penning, Offensive Holding, 10 yards, enforced at LAC 29 - No Play.*
- 1-20-LAC 19 (:34) (Shotgun) J.Herbert pass short left to K.Allen pushed ob at LAC 25 for 6 yards (T.Diggs; M.Hooker).

P17

Los Angeles Chargers vs Dallas Cowboys at AT&T Stadium

END OF QUARTER

END OF QUARTER	Score	Time Poss	First Downs				Efficiencies	
			R	P	X	T	3 Down	4 Down
Los Angeles Chargers	24	7:03	0	2	0	2	0/2	0/0
Dallas Cowboys	17	7:57	0	4	0	4	1/3	0/1

Fourth Quarter

12/21/2025

Play By Play

Los Angeles Chargers continued.

2-14-LAC 25	(15:00) (Shotgun) J.Herbert pass short middle to O.Gadsden to LAC 32 for 7 yards (L.Wilson; D.Wilson). DAL-D.Wilson was injured during the play.	
3-7-LAC 32	(14:40) (Shotgun) J.Herbert scrambles right guard to DAL 34 for 34 yards (S.Revel, M.Bell). FUMBLES (M.Bell), and recovers at DAL 34.	R18
<u>1-10-DAL 34</u>	(13:52) K.Vidal left guard to DAL 30 for 4 yards (K.Clark). LAC-K.Vidal was injured during the play. ** Injury Update: DAL-D.Wilson return is Questionable.	
2-6-DAL 30	(13:22) <i>PENALTY on LAC-A.Deculus, False Start, 5 yards, enforced at DAL 30 - No Play.</i>	
2-11-DAL 35	(13:22) J.Herbert pass short middle to O.Hampton to DAL 25 for 10 yards (S.Thomas).	
3-1-DAL 25	(12:44) J.Herbert up the middle to DAL 23 for 2 yards (L.Wilson).	R19
<u>1-10-DAL 23</u>	(12:02) (Shotgun) T.Penning reported in as eligible. O.Hampton right tackle to DAL 23 for no gain (S.James). ** Injury Update: LAC-K.Vidal return is Questionable.	
2-10-DAL 23	(11:17) (Shotgun) J.Herbert pass short middle to K.Allen to DAL 13 for 10 yards (M.Hooker).	P20
<u>1-10-DAL 13</u>	(10:32) H.Haskins up the middle to DAL 10 for 3 yards (M.Bell).	
2-7-DAL 10	(9:48) J.Herbert pass short left to Q.Johnston to DAL 4 for 6 yards (S.Revel).	
3-1-DAL 4	(9:08) <i>T.Penning reported in as eligible. PENALTY on LAC-T.Penning, False Start, 4 yards, enforced at DAL 4 - No Play.</i>	
3-5-DAL 8	(9:08) (Shotgun) J.Herbert pass incomplete short right to L.McConkey (S.Revel) [M.Bell].	
4-5-DAL 8	(9:00) C.Dicker 27 yard field goal is GOOD, Center-J.Harris, Holder-J.Scott.	

Timeout at 08:57.

LAC 27 DAL 17, 14 plays, 76 yards, 8:18 drive, 6:03 elapsed
--

C.Dicker kicks 58 yards from LAC 35 to DAL 7. K.Turpin to DAL 33 for 26 yards (H.Haskins).

Dallas Cowboys at 8:57, (1st play from scrimmage 8:53)

1-10-DAL 33	(8:53) (Shotgun) D.Prescott pass incomplete short right to G.Pickens.	
2-10-DAL 33	(8:48) (Shotgun) D.Prescott pass short right to G.Pickens to DAL 46 for 13 yards (B.St-Juste).	P17
<u>1-10-DAL 46</u>	(8:18) (No Huddle) M.Davis right end to DAL 49 for 3 yards (B.St-Juste; D.James). LAC-B.St-Juste was injured during the play.	
2-7-DAL 49	(7:49) M.Davis right tackle to LAC 49 for 2 yards (K.Mack; T.Dye).	
3-5-LAC 49	(7:11) (Shotgun) <i>PENALTY on DAL-C.Beebe, False Start, 5 yards, enforced at LAC 49 - No Play.</i>	
3-10-DAL 46	(7:11) (Shotgun) D.Prescott pass incomplete deep middle to K.Turpin. Timeout #1 by LAC at 07:05.	
4-10-DAL 46	(7:05) (Shotgun) D.Prescott pass incomplete deep right to J.Mingo [T.Tuipulotu].	

Los Angeles Chargers at 6:57

1-10-DAL 46	(6:57) (Shotgun) O.Hampton left end pushed ob at DAL 45 for 1 yard (S.Williams). ** Injury Update: DAL-D.Wilson has returned to the game.	
2-9-DAL 45	(6:17) (Shotgun) J.Herbert pass incomplete short right to O.Hampton.	
3-9-DAL 45	(6:14) (Shotgun) J.Herbert pass short left to Q.Johnston pushed ob at DAL 20 for 25 yards (T.Diggs; D.Wilson) [D.Ezeiruaku]. ** Injury Update: LAC-B.St-Juste return is Questionable.	P21
1-10-DAL 20	(5:39) T.Penning reported in as eligible. O.Hampton left end pushed ob at DAL 10 for 10 yards (S.Revel).	R22
<u>1-10-DAL 10</u>	(4:58) (Shotgun) O.Hampton left guard to DAL 5 for 5 yards (D.Ezeiruaku; S.James). Timeout #1 by DAL at 04:52.	
2-5-DAL 5	(4:52) (Shotgun) O.Hampton right tackle for 5 yards, TOUCHDOWN. C.Dicker extra point is GOOD, Center-J.Harris, Holder-J.Scott.	R23

LAC 34 DAL 17, 6 plays, 46 yards, 2:09 drive, 10:12 elapsed
--

C.Dicker kicks 65 yards from LAC 35 to end zone, Touchback to the DAL 35.

Dallas Cowboys at 4:48

1-10-DAL 35	(4:48) (Shotgun) J.Milton pass short right to C.Lamb to DAL 42 for 7 yards (D.James).	
2-3-DAL 42	(4:27) (No Huddle, Shotgun) J.Milton pass short right to J.Ferguson pushed ob at DAL 46 for 4 yards (D.James).	P18
<u>1-10-DAL 46</u>	(4:24) (Shotgun) J.Milton pass incomplete deep right to C.Lamb [D.Hand]. <i>Penalty on DAL-C.Lamb, Offensive Offside, offsetting, enforced at DAL 46 - No Play.</i> <i>Penalty on LAC-E.Molden, Defensive Pass Interference, offsetting.</i>	
1-10-DAL 46	(4:14) (Shotgun) J.Milton scrambles right end to LAC 44 for 10 yards (D.James). FUMBLES (D.James), RECOVERED by LAC-T.Tuipulotu at LAC 47. T.Tuipulotu to DAL 42 for 11 yards (G.Pickens).	

Los Angeles Chargers at 4:00

1-10-DAL 42	(4:00) T.Penning reported in as eligible. O.Hampton right end to DAL 38 for 4 yards (L.Wilson).	
2-6-DAL 38	(3:17) (Shotgun) H.Haskins right guard to DAL 31 for 7 yards (P.Winfrey; D.Wilson).	R24

Los Angeles Chargers vs Dallas Cowboys at AT&T Stadium

1-10-DAL 31 (2:33) T.Penning reported in as eligible. H.Haskins right tackle to DAL 29 for 2 yards (M.Bell; S.Revel).

Two-Minute Warning

2-8-DAL 29 (2:00) (Shotgun) T.Penning reported in as eligible. H.Haskins right tackle to DAL 27 for 2 yards (K.Clark; D.Ezeiruaku).

3-6-DAL 27 (1:20) (Shotgun) J.Herbert up the middle to DAL 28 for -1 yards (R.Steward).

Timeout #2 by LAC at 00:36.

4-7-DAL 28 (:36) J.Herbert kneels to DAL 30 for -2 yards.

Dallas Cowboys at 0:33

1-10-DAL 30 (:33) M.Davis right end to DAL 32 for 2 yards (M.Williams).

END OF QUARTER

		Time	First Downs				Efficiencies	
	Score	Poss	R	P	X	T	3 Down	4 Down
Los Angeles Chargers	34	11:39	5	2	0	7	3/5	0/1
Dallas Cowboys	17	3:21	0	2	0	2	0/1	0/1

Miscellaneous Statistics Report

Los Angeles Chargers vs Dallas Cowboys
12/21/2025 at AT&T Stadium

Ten Longest Plays for Los Angeles Chargers

Yards	Qtr	Play Start	Play Description
50	3	2-8-LAC 26	(14:13) (Shotgun) J.Herbert pass deep left to Q.Johnston to DAL 24 for 50 yards (M.Hooker).
34	4	3-7-LAC 32	(14:40) (Shotgun) J.Herbert scrambles right guard to DAL 34 for 34 yards (S.Revel, M.Bell). FUMBLES (M.Bell), and recovers at DAL 34.
25	2	2-10-DAL 25	(9:50) (Shotgun) J.Herbert pass deep right to L.McConkey for 25 yards, TOUCHDOWN.
25	4	3-9-DAL 45	(6:14) (Shotgun) J.Herbert pass short left to Q.Johnston pushed ob at DAL 20 for 25 yards (T.Diggs; D.Wilson) [D.Ezeiruaku].
23	1	3-4-LAC 41	(8:51) (Shotgun) J.Herbert pass short right to T.Harris to DAL 36 for 23 yards (D.Overshown).
23	1	2-8-DAL 23	(6:48) (Shotgun) J.Herbert pass deep left to Q.Johnston for 23 yards, TOUCHDOWN.
18	2	1-10-LAC 27	(13:19) O.Hampton left end pushed ob at LAC 45 for 18 yards (S.Revel).
15	2	1-10-DAL 40	(11:07) J.Herbert pass short left to W.Dissly to DAL 25 for 15 yards (S.Revel).
14	2	1-10-LAC 13	(13:59) T.Penning reported in as eligible. J.Herbert pass short middle to T.Harris to LAC 27 for 14 yards (L.Wilson).
12	2	2-4-DAL 42	(3:07) O.Hampton left tackle to DAL 30 for 12 yards (J.Houston).

Ten Longest Plays for Dallas Cowboys

Yards	Qtr	Play Start	Play Description
38	2	2-2-LAC 38	(8:14) D.Prescott pass deep left to G.Pickens for 38 yards, TOUCHDOWN.
28	1	4-2-LAC 39	(11:59) (Shotgun) D.Prescott pass deep left to G.Pickens to LAC 11 for 28 yards (C.Hart). DAL-C.Beebe was injured during
28	2	2-4-DAL 26	(9:06) (Shotgun) D.Prescott pass short left to R.Flournoy to DAL 39 for 13 yards (D.Perryman).
22	3	1-10-DAL 31	(6:17) D.Prescott pass short left to G.Pickens pushed ob at LAC 47 for 22 yards (C.Hart; D.Henley).
18	3	2-6-LAC 43	(5:09) (Shotgun) D.Prescott pass deep left to C.Lamb to LAC 25 for 18 yards (T.Jefferson; E.Molden).
14	1	1-10-DAL 21	(14:54) D.Prescott pass short right to G.Pickens pushed ob at DAL 35 for 14 yards (T.Jefferson).
14	3	3-9-DAL 21	(10:37) (Shotgun) D.Prescott pass short right to H.Luepke to DAL 35 for 14 yards (B.St-Juste; E.Molden).
13	1	2-5-DAL 40	(13:54) (Shotgun) D.Prescott pass short right to C.Lamb to LAC 47 for 13 yards (D.Henley; T.Jefferson).
13	4	2-10-DAL 33	(8:48) (Shotgun) D.Prescott pass short right to G.Pickens to DAL 46 for 13 yards (B.St-Juste).
9	1	1-10-LAC 32	(2:24) (Shotgun) K.Turpin right end to LAC 23 for 9 yards (T.Dye).

Touchdown Scoring Information

		Offense	Defense	Special Teams
VISITOR	Los Angeles Chargers	4	0	0
HOME	Dallas Cowboys	2	0	0

Player Scoring Information

Club	Player	TD	Rush TD	Rec TD	KO TD	Punt TD	Int TD	Fum TD	Misc TD	FG	XP	2Pt Rush	2Pt Rec	Sfty	Points
LAC	C.Dicker	0	0	0	0	0	0	0	0	2	4	0	0	0	10
LAC	O.Hampton	0	1	0	0	0	0	0	0	0	0	0	0	0	6
LAC	J.Herbert	0	1	0	0	0	0	0	0	0	0	0	0	0	6
LAC	Q.Johnston	0	0	1	0	0	0	0	0	0	0	0	0	0	6
LAC	L.McConkey	0	0	1	0	0	0	0	0	0	0	0	0	0	6
DAL	G.Pickens	0	0	1	0	0	0	0	0	0	0	0	0	0	6
DAL	R.Flournoy	0	0	1	0	0	0	0	0	0	0	0	0	0	6
DAL	B.Aubrey	0	0	0	0	0	0	0	0	1	2	0	0	0	5

Possession Detail

	First Half		Second Half		Game	
	Visitor	Home	Visitor	Home	Visitor	Home
Largest Lead	4	7	17	0	17	7
Drives Leading	0	0	5	0	5	0
Time of Possession Leading	0:00	0:00	18:42	0:00	18:42	0:00
Largest Deficit	-7	-4	0	-17	-7	-17
Drives Trailing	3	2	0	5	3	7
Time of Possession Trailing	15:45	1:56	0:00	11:18	15:45	13:14
Times Score Tied Up		1		0		1
Lead Changes		5		0		5

Playtime Percentage

Percent of playtime per player on offense, defense and special teams (Unofficial)

Los Angeles Chargers

Dallas Cowboys

		Offense		Defense		Special Teams				Offense		Defense		Special Teams	
B.Hart	T	64	100%			6	27%	T.Bass	G	58	100%			3	14%
M.Becton	G	64	100%			6	27%	T.Booker	G	58	100%			3	14%
Z.Johnson	G	64	100%			6	27%	T.Smith	OL	57	98%			3	14%
B.Bozeman	C	64	100%					T.Steele	T	57	98%			3	14%
J.Herbert	QB	64	100%					C.Beebe	C	54	93%				
A.Deculus	T	59	92%			6	27%	D.Prescott	QB	53	91%				
L.McConkey	WR	48	75%			1	5%	G.Pickens	WR	51	88%				
O.Gadsden	TE	38	59%			5	23%	C.Lamb	WR	50	86%				
Q.Johnston	WR	37	58%					J.Ferguson	TE	40	69%				
O.Hampton	RB	35	55%					J.Williams	RB	33	57%				
S.Matlock	FB/ DL	31	48%			10	45%	R.Flournoy	WR	23	40%				
K.Allen	WR	30	47%					J.Mingo	WR	21	36%			8	36%
T.Harris	WR	29	45%					M.Davis	RB	20	34%			13	59%
K.Vidal	RB	21	33%			4	18%	K.Turpin	WR	18	31%			8	36%
T.Penning	T	17	27%			6	27%	L.Schoonmaker	TE	15	26%			12	55%
W.Dissly	TE	14	22%			11	50%	B.Spann-Ford	TE	11	19%			12	55%
K.Lambert-Smith	WR	14	22%			5	23%	H.Luepke	RB	8	14%			3	14%
H.Haskins	RB	6	9%			9	41%	J.Milton	QB	5	9%				
J.Salyer	OL	5	8%					B.Hoffman	C	4	7%			3	14%
D.James	S			57	98%			H.Adeniji	T	1	2%			3	14%
D.Henley	LB			56	97%			N.Thomas	T	1	2%			3	14%
T.Still	CB			51	88%			M.Hooker	S			55	86%		
T.Jefferson	S			45	78%	7	32%	S.Revel	CB			55	86%		
C.Hart	CB			40	69%	8	36%	T.Diggs	CB			54	84%		
T.Tuipulotu	LB			40	69%	4	18%	D.Wilson	S			52	81%		
O.Oweh	LB			39	67%	3	14%	S.James	LB			50	78%	18	82%
K.Mack	LB			38	66%			K.Clark	DT			50	78%	7	32%
D.Hand	DL			35	60%	3	14%	O.Odighizuwa	DT			43	67%	6	27%
D.Perryman	LB			32	55%			D.Ezeiruaku	DE			39	61%		
M.Williams	S			30	52%	1	5%	R.Steward	DB			38	59%	1	5%
B.St-Juste	CB			29	50%	14	64%	K.Murray	LB			36	56%	6	27%
T.Tart	DL			29	50%			P.Winfrey	DT			34	53%	6	27%
E.Molden	DB			27	47%			J.Clowney	DE			30	47%		
J.Caldwell	DT			20	34%	3	14%	S.Thomas	DT			29	45%	6	27%
J.Eboigbe	DL			17	29%	10	45%	L.Wilson	LB			27	42%		
T.Dye	LB			12	21%	16	73%	D.Fowler	DE			26	41%		
D.Jackson	CB			12	21%			M.Bell	S			20	31%	16	73%
K.Kennard	LB			11	19%	1	5%	S.Williams	DE			19	30%	11	50%
O.Ogbonnia	DL			9	16%	3	14%	T.Bridges	CB			17	27%	9	41%
D.Leonard	DB			7	12%	16	73%	J.Houston	DE			16	25%	12	55%
D.Phillips	LB			1	2%	16	73%	M.Liufau	LB			7	11%	19	86%
K.Williamson	S			1	2%	13	59%	D.Overshown	LB			6	9%		
M.Wax	LB					16	73%	A.Clark	DB			1	2%	13	59%
C.Dicker	K					13	59%	C.Goodwin	CB					19	86%
J.Harris	LS					7	32%								

J.Scott	P	7	32%	B.Aubrey	K	7	32%
A.James	C	6	27%	B.Anger	P	4	18%
				T.Sieg	LS	4	18%
				C.Ballentine	CB	1	5%

FEATURE STORIES

TABLE OF CONTENTS



Los Angeles Chargers	3
Former Chargers tight end Antonio Gates voted into Pro Football Hall of Fame	3
Chargers to host Week 1 game in São Paulo, Brazil.....	3
NFL's Global Markets Program adds four new clubs, two new markets in 2025.....	4
Joe Hortiz	5
'Let the draft come to you': Chargers' free-agency haul informed their NFL draft needs	5
Jim Harbaugh	6
Chargers' Jim Harbaugh says he had hip replacement, heart procedure during offseason	6
The many quirks of Jim Harbaugh: From saving a life to saving his pants	6
Jim Harbaugh's coaching evolution, from NCAA to the NFL	8
Jesse Minter	10
The making of Chargers DC Jesse Minter: 'He always wanted to be one step ahead'	10
Devin Woodhouse.....	14
Chargers vs. Chiefs a family affair with Andy Reid's son-in-law in L.A.'s corner.....	14
Keenan Allen	15
Chargers torment Aaron Rodgers in win over Steelers on Keenan Allen's record night	15
Ageless Keenan Allen on the verge of an incredible feat for Chargers	15
Why Keenan Allen's return to Chargers has been team's best offseason move.....	16
Keenan Allen is back: Why Chargers signed him now, and how he fits into WR room	17
Keenan Allen's journey back home to the Chargers	18
Joe Alt	20
Chargers' Justin Herbert on Joe Alt TD celebration: 'We're both just big kids'	20
Cameron Dicker.....	21
Chargers' Cameron Dicker at the forefront of a redefining era for NFL kickers.....	21
Justin Eboigbe	22
With a heavy heart, Justin Eboigbe delivers career game for Chargers	22
Oronde Gadsden II	23
Chargers' early riser Oronde Gadsden II making a good first impression.....	23
Omarion Hampton.....	24
The Inside Story of How the Chargers Drafted Omarion Hampton	24
Daiyan Henley	28
Chargers rally around Daiyan Henley in win over Titans, 2 days after his brother was killed	28
Can Daiyan Henley be a key to Chargers' Super Bowl push?	28
Justin Herbert	30
'You gotta move on': Chargers' Justin Herbert focusing on future, not playoff failure	30
Donte Jackson	31
Chargers CB Donte Jackson is having his best season yet	31
Tony Jefferson	32
Jim Harbaugh praises Tony Jefferson's leadership as Chargers bolster defense.....	32
From scout to difference-maker: Chargers' Tony Jefferson making the most of his unretirement.....	32
Quentin Johnston.....	34
He Was the NFL's Laughingstock. Now He's Its Breakout Star.....	34
Chargers' Quentin Johnston looks to use past struggles as fuel in 2025.....	34
Khalil Mack	36
Khalil Mack 'couldn't give up on that dream' of winning with the Chargers.....	36
Ladd McConkey.....	37
How the Chargers' 'uncoverable' Ladd McConkey is poised to reach greater heights in Year 2.....	37
Odafe Oweh.....	38

Odafe Oweh has unlocked the Chargers' pass rush: 'I'm coming into my prime'	38
Jamaree Salyer.....	39
Chargers training camp, Day 10: Jamaree Salyer working with first team after weight-loss 'journey'	39
Tuli Tuipulotu	40
Tuli Tuipulotu has arrived for the Chargers, right when they needed him most	40
With 10 sacks and growing leadership, Chargers OLB Tuli Tuipulotu elevating all aspects of his game	40

Los Angeles Chargers

Former Chargers tight end Antonio Gates voted into Pro Football Hall of Fame

By Josh Dubow
Associated Press
February 7, 2025

NEW ORLEANS — Former Chargers tight end Antonio Gates was voted into the Pro Football Hall of Fame in the smallest induction class in 20 years following offseason rule changes meant to make it harder to get inducted.

Gates, elected in his second year of eligibility, will be joined by defensive end Jared Allen, cornerback Eric Allen and wide receiver Sterling Sharpe.

Gates spent his entire 16-year career with the Chargers, becoming one of the best at his position with 116 touchdown catches. Gates played only basketball in college at Kent State, but the undrafted free agent and former power forward became the Chargers' franchise leader in receptions, yards receiving, and touchdown catches and was selected to eight Pro Bowls.

"The opportunity I got speaks volumes of how (the Chargers) believed in me," Gates said. "I'm happy it all paid off."

Gates, who has served as the Chargers' legends ambassador since retiring in 2018, was introduced in New Orleans' Saenger Theatre by his former Chargers teammate and fellow Hall of Famer, LaDainian Tomlinson.

"It's really so hard to describe in words," Gates told reporters after the announcement. "I'm so happy. It's like a world of weight off my shoulders. I finally made it. I finally reached the pinnacle of sports."

He became an All-Pro in just his second season in 2004. He was an All-Pro again the next two seasons and went on to have a 16-year career with the Chargers. Gates finished with 955 catches for 11,841 yards and an NFL record for tight ends with his 116 touchdown catches. He ranks seventh all-time in touchdown receptions.

Gates transferred to Kent State after Nick Saban, then the football coach at Michigan State, discouraged him from playing both sports for the Spartans. Gates helped the Golden Flashes reach the Elite Eight of the NCAA Tournament as a junior. He earned Associated Press All-American honorable mention accolades as a senior, averaging 20.6 points and 7.7 rebounds per game, but NFL scouts kept tabs on him and the rest is history.

"Antonio is an amazing human being who also happens to be one of the greatest players in NFL history. I'm thrilled to see him get the recognition he so deeply deserves," Chargers owner Dean Spanos said in a statement on the team's website. "To accomplish what Antonio has, never having played college football and going undrafted, is a testament to perseverance, hard work and maximizing your God-given ability. ... He redefined the tight end position in a way no one has since Kellen Winslow, and I can't wait to see him put on that gold jacket for the first time this summer in Canton."

Gates will be the 12th Charger to be enshrined, joining wide receivers Lance Alworth and Charline Joiner, offensive tackle Ron Mix, coaches Sid Gillman and Don Coryell, quarterback Dan Fouts, tight end Kellen Winslow, defensive end Fred Dean, linebacker Junior Seau, Tomlinson (running back) and executive Bobby Beathard.

Sharpe got in as a seniors candidate in voting announced Thursday night at the NFL Honors and will join younger brother Shannon as the first siblings ever inducted into the Hall. Two-time Super Bowl MVP Eli Manning fell short and won't join older brother Peyton in Canton, Ohio, this year. Neither will former Rams receiver Torry Holt, who was a finalist for the sixth consecutive year.

Shannon delivered the news directly to Sterling, and they will be together forever at the Hall after the induction ceremony on Aug. 2.

"I don't think that has really set in yet," Sterling Sharpe said. "It's one of those situations where the closer it gets to having the same color jacket he has and standing in same place he stood and being able to have a conv about the journey to get there I think it will set in. But right now it hasn't hit home yet."

While the small class is a change from past years when at least seven people got inducted in each of the previous 12 classes, it isn't unprecedented.

There were only four inductees in the 2005 class and there were 18 other years with three or four inductees since the first class of 17 was enshrined in 1963.

"You almost appreciate it more," Jared Allen said. "Nothing comes easy. When I found out it was only four, it became more special. There's a true emphasis on what it means to be a Hall of Famer. Clearly we fit that. For me, it was kind of a sigh of relief."

New rules were instituted this year after a push by Hall of Famers to make the Hall more exclusive, and that led directly to the smaller class. The modern era candidates were voted from 15 down to seven in the final stage, instead of five in past years.

The 49 voters then got to vote for five of the seven with anyone reaching 80% or finishing in the top three getting into the Hall. In past years, the five finalists all got an up-or-down vote with all five getting in for the past 17 years.

The candidates from the seniors, coach and contributor categories were then all placed in a group with voters picking three. Candidates also needed 80% support with the top finisher automatically getting in even if he fell short.

Hall of Fame spokesman Rich Desrosiers said no decision was made on whether to keep this system in place for 2026 but said one year might be too soon to draw any conclusions.

Jared Allen was a four-time All-Pro who finished his career with 136 sacks, including a league-leading 22 in 2011 for Minnesota. He also led the league in sacks with 15½ for Kansas City in 2007 and reached double digits in seven straight seasons. His final game was a Super Bowl loss for Carolina against Denver in the 2015 season.

Eric Allen starred for 14 seasons as a top cornerback in the NFL and never had to move to safety as he aged. Allen's career spanned from the "Fog Bowl" game in 1988 when he starred for Philadelphia as a rookie to the "Tuck Rule" game in the 2001 season for Oakland in his final game.

Allen finished with 54 interceptions, including eight returned for touchdowns. He was a first-team All-Pro in 1989 and had two other seasons as a second-team selection.

He got in on his 19th year of eligibility.

"Rarely does life play out like you want it to," Eric Allen said. "There's always some curves and bends. But time always reveals the truth. ... It took maybe time for people to see the complexity of my situation."

Sharpe had a short but productive career for the Green Bay Packers from 1988-94. His best season came in 1992, when he became the sixth player to win the receiving triple crown, setting an NFL record with 108 catches for 1,461 yards and 13 touchdowns.

He broke his own record with 112 catches in 1993 and led the NFL with 18 touchdown receptions in his final season, 1994, before a neck injury cut his career short.

Sharpe was a three-time All-Pro and had 595 catches for 8,134 yards and 65 TDs. He trailed only Jerry Rice over his seven-year career in receptions and TD catches.

The Sharpe brothers will join three father-son tandems in the Hall: Tim and Wellington Mara; Art Rooney Sr. and Dan Rooney; and Ed and Steve Sabol.

The four other modern-era candidates who reached the final stage but fell short were offensive tackle Willie Anderson, linebacker Luke Kuechly, kicker Adam Vinatieri and Holt. Those four automatically advance to the final 15 for next year's voting.

The other eight finalists who got cut earlier were Manning, offensive lineman Jahri Evans, receiver Steve Smith Sr., defensive end/linebacker Terrell Suggs, running back Fred Taylor, receiver Reggie Wayne, safety Darren Woodson and offensive lineman Marshal Yanda.

The seniors candidates who fell short were linebacker Maxie Baughan and offensive lineman Jim Tyrer, with Mike Holmgren falling short as the coach and Ralph Hay as the contributor.

Chargers to host Week 1 game in São Paulo, Brazil

By Kris Rhim
ESPN
February 19, 2025

LOS ANGELES -- The Chargers will host the NFL's second regular-season game in Brazil, the NFL announced Wednesday, making the franchise the first to play on five continents.

The Chargers will face an opponent to be announced in São Paulo on Friday, Sept. 5, the day after the NFL season kicks off on Thursday night.

This game will be the Chargers' first international competition since hosting the Kansas City Chiefs in Mexico City in 2019. The Bolts lost that game 24-19. L.A. has also played two games at London's Wembley Stadium, against the Tennessee Titans in 2018 and against New Orleans in 2008, as well as games in Tokyo, Berlin and Sydney.

"It's an honor to once again represent the NFL on an international stage," Chargers president of business operations A.G. Spanos wrote in a statement. "It's also a tremendous opportunity to help grow the game and bring the Chargers brand to millions of sports fans across Brazil and Latin America."

The NFL's first game in Brazil, which featured the Philadelphia Eagles against the Green Bay Packers last season, was overshadowed by poor field conditions. Players struggled to find their footing throughout the game at Brazil's Arena Corinthians, normally a soccer stadium. The Eagles won the game 34-29.

"I mean, y'all saw out there that it was kind of rough to get traction," Eagles quarterback Jalen Hurts said. "Definitely challenging on that field. It's not the type of field we're used to playing on."

Information from the Associated Press was used in this report.

NFL's Global Markets Program adds four new clubs, two new markets in 2025

NFL.com
March 31, 2025

The National Football League announced an expansion of its Global Markets Program (GMP), with four new clubs set to participate in 2025 and two new markets added.

Launched in 2022, the Global Markets Program awards NFL clubs international marketing rights to build brand awareness and fandom beyond the U.S., through fan engagement, events, commercial opportunities and NFL Flag development.

In total, 29 clubs will participate in the program across 21 international markets -- up from 25 clubs across 19 markets in 2024 -- as the NFL continues to prioritize global growth and connecting with more fans across markets around the world.

"The expansion of the Global Markets Program in 2025 reflects the NFL's continued focus to grow the game and connect with fans on a global scale," said Peter O'Reilly, NFL executive vice president, club business, major events and international. "With more clubs entering the program and existing clubs adding to their global rights, and as the program expands to new markets, we are seeing strong momentum and impact in growing fandom worldwide together."

Global Markets Program updates for 2025 include:

FOUR NEW CLUBS:

Baltimore Ravens: Granted rights in the United Kingdom.

Green Bay Packers: Granted rights across Germany, Ireland and the United Kingdom.

Los Angeles Chargers: Granted rights in Greece.
Washington Commanders: Granted rights in the United Arab Emirates.

TWO NEW MARKETS:

Greece: Los Angeles Chargers.
United Arab Emirates: Los Angeles Rams, San Francisco 49ers and Washington Commanders.

EXISTING EXPANSION: In 2025, nine clubs that currently hold GMP rights will expand to additional countries, acquiring between one and three territories per club (see full club rights chart below).

Arizona Cardinals: Adding Canada.

Detroit Lions: Adding Brazil.

Indianapolis Colts: Adding Switzerland (now across entire DACH region).

Kansas City Chiefs: Adding Spain, Ireland and United Kingdom.

Las Vegas Raiders: Adding Australia and New Zealand.

Los Angeles Rams: Adding United Arab Emirates.

Philadelphia Eagles: Adding Brazil.

San Francisco 49ers: Adding United Arab Emirates.

Seattle Seahawks: Adding Australia and New Zealand.

NFL clubs can apply for rights to international markets by submitting proposals to the International Committee for review each spring. Clubs are awarded rights for a five-year term through the program and during this period can pursue activities that are consistent with what they can do in their home domestic market, in their awarded international markets.

NFL International Games:

The NFL has confirmed the following regular season international games to be played in 2025:

Two regular season games in London at Tottenham Hotspur Stadium -- the only purpose-built NFL stadium outside of the U.S. -- featuring the New York Jets and the Cleveland Browns as designated teams.

One game in Berlin, Germany at the Olympic Stadium Berlin, with the Indianapolis Colts as the designated team.

One game in Madrid, Spain at the Bernabéu Stadium -- Home to Real Madrid C.F., featuring the Miami Dolphins.

A first-ever regular season game in Dublin, Ireland with the Pittsburgh Steelers.

A return to São Paulo, Brazil and Corinthians Arena during Week 1 of the 2025 regular season, featuring the Los Angeles Chargers as the designated team.

The Jacksonville Jaguars will also return to Wembley Stadium in London to operate a home game as part of their multi-year commitment to playing a game in the U.K.

The NFL recently announced its first international game for the 2026 regular season, which will be hosted in Melbourne, Australia featuring the Los Angeles Rams.

Fifty-five regular season NFL games have been played around the world throughout the league's history, with London, Munich, Frankfurt, São Paulo, Mexico City and Toronto all hosting games to date.

Joe Hortiz

‘Let the draft come to you’: Chargers’ free-agency haul informed their NFL draft needs

*By Thuc Nhi Nguyen
Los Angeles Times
April 23, 2025*

Compared to his first NFL draft as a general manager when he owned the fifth overall pick, Joe Hortiz’s phone has been eerily silent this draft season. That’s how the Chargers GM knows his strategy is working.

“We’re going to try to pick as late as we can every year,” Hortiz said.

The 22nd pick in Thursday’s draft has attracted fewer trade propositions than last year’s selection, Hortiz acknowledged, but he’s happy to keep picking later in the first round if it means the Chargers can build on last season’s success. Hortiz set the table for the Chargers’ 11-win season by acing his first draft and hopes for an equally impressive encore this week.

The three-day draft brings a rarely seen sparkle to the eye of the former Baltimore Ravens scout. This is, as Hortiz called it, “the scout Super Bowl.”

With 10 picks, Hortiz’s plan for his big game is determined by the Chargers’ first wave of free agency that brought in 12 players. While the transactions didn’t make national headlines, they gave the Chargers a solid foundation entering the draft, in which they could add talent in several key areas including offensive and defensive line, receiver, running back, edge rusher and tight end.

“You gotta make smart decisions, calculated decisions, trying to build your roster as deep as you can going into the draft,” Hortiz said, “so you can sit there, kind of let the draft come to you and pick the best player available.”

The Chargers addressed questions on the interior of their offensive line by signing right guard Mekhi Becton and former Las Vegas Raiders starting center Andre James. By re-signing returning center Bradley Bozeman, Hortiz hopes to have a competitive offseason to strengthen an offensive line that gave up four sacks in a playoff loss to the Houston Texans.

The defensive line that lost Poona Ford and Morgan Fox in free agency reloaded with Naquan Jones and Da’Shawn Hand. But just because Hortiz signed proven veterans doesn’t mean he won’t stockpile more talent at the same positions through the draft.

“Maybe it’s not a need. Two weeks later, it can be a need,” Hortiz said. “So you just take the best player available and he’s going to be here for four or five years or even longer and he’s going to help win games.”

Instead of having to hunt for position-specific help in the unpredictable draft, Hortiz and assistant general manager Chad Alexander learned to focus their strategy on the best prospects while working for the Ravens. It worked flawlessly last year when the Chargers

raised eyebrows by picking two cornerbacks in the fifth round. Tarheeb Still and Cam Hart proved to be worthy starters when injuries decimated the secondary.

After signing former Pittsburgh Steelers star Najee Harris in free agency, the Chargers could add another running back in a draft that’s especially deep at the position. Besides Harris, the team’s only running backs are special teams stalwart Hassan Haskins, former sixth-round pick Kimani Vidal and practice squad member Jaret Patterson.

For the third consecutive year the Chargers could take another wide receiver in the first two days of the draft with hopes of giving quarterback Justin Herbert more weapons. Last year’s second-round pick, Ladd McConkey, set Chargers rookie records for receptions and receiving yards while Quentin Johnston showed marked improvement in all statistical categories in his second season, but the former first-round pick still struggled with consistency in big games.

Receivers Tetairoa McMillan and Matthew Golden were among the prospects who reportedly visited the Chargers ahead of the draft. McMillan, a towering 6-foot-4, 219-pound prospect, is a Servite High alumnus who caught 84 passes for 1,319 yards at Arizona last season. The 5-11, 191-pound Golden clocked 4.29 seconds in the 40-yard dash at the NFL combine, the fastest among receivers.

Although the Chargers zeroed in on the receivers among their 30 in-person visits allowed by the NFL, it’s no sure indication of Hortiz’s plans for draft day. The Chargers didn’t host Joe Alt before they chose the right tackle with the No. 5 pick last year.

They’re still beaming about that decision.

Jim Harbaugh

Chargers' Jim Harbaugh says he had hip replacement, heart procedure during offseason

By Jenna West
The Athletic
June 11, 2025

Los Angeles Chargers coach Jim Harbaugh said he had successful hip replacement surgery and a cardiac ablation during the offseason.

"Now the doctors can't find anything wrong with me," Harbaugh said at Tuesday's minicamp. "Got an 'A' grade."

Harbaugh's health update comes after he exited a Week 6 game against the Denver Broncos last year while dealing with atrial flutter, a type of arrhythmia. The 61-year-old left in the first quarter and initially entered Los Angeles' medical tent before heading to the locker room for treatment, which included an IV and an EKG. He returned to the sideline in the first quarter and coached the remainder of the game.

After the Chargers' 23-16 win over the Broncos, Harbaugh said it was his third atrial flutter episode. He had one in 1999 as a player and another while coaching for the San Francisco 49ers in 2012. Harbaugh said he received an ablation to treat each of those two episodes.

A cardiac ablation is a procedure that "uses heat or cold energy to create tiny scars in the heart," according to the Mayo Clinic. Those scars "block faulty heart signals and restore a typical heartbeat."

Harbaugh saw a cardiologist after the Broncos game. The coach had to wear a heart monitor for two weeks and was placed on medication.

This offseason, Harbaugh also underwent a hip replacement after walking with a significant limp for years. He did not provide any additional details on the procedure at minicamp Tuesday and said "everything's good" when asked about his offseason health updates.

The many quirks of Jim Harbaugh: From saving a life to saving his pants

By Daniel Popper, Daniel Brown, Michael Silver, Matt Barrows, Nick Baumgardner and Austin Meek
The Athletic
September 15, 2025

Jim Harbaugh's life plan has always been pretty simple.

He detailed it succinctly in February 2024 while standing on a theater stage inside SoFi Stadium. That day, Harbaugh was introduced as head coach of the Los Angeles Chargers, a team he had quarterbacked in the twilight seasons of his 14-year NFL playing career. Harbaugh was reminiscing about his playing days in San Diego, and he provided a window into his mentality.

"I'm going to play as long as I can," Harbaugh remembers thinking, "then coach, then die."

Harbaugh played until he was 38 years old, from Palo Alto High School to the University of Michigan to the Chicago Bears, Indianapolis Colts, Baltimore Ravens, Chargers and, in 2001, the Carolina Panthers. He transitioned into Phase 2 right away. In 2002, he joined the Oakland Raiders staff as Al Davis' quarterbacks coach. It was Harbaugh's first coaching job. He made \$50,000 a year. Harbaugh spent two years with the Raiders, whom the Chargers face in Las Vegas on Monday night. He compared his Raiders years to "working on a master's degree or a PhD" in football.

Harbaugh's coaching career is now in its 24th season. As he always hoped, his life has been devoted to football. The plan is simple to speak. The process of living out that plan has been anything but.

That is because Harbaugh is one of one, a unique and authentic character who has left a mountain of unique and authentic stories in his wake.

Here are some of those stories.

'I was wetting my pants ... Jim was just laughing at them'

If the whole football thing hadn't worked out, Harbaugh would have fit well with the rugged NBA of the 1990s. He averaged about 20 points and 10 rebounds and flashed his "Bad Boy" potential as a high school hoopster willing to fight an entire opposing crowd.

Consider the melee at a road game in 1982, when tensions ran high from the moment Palo Alto High arrived. A menacing throng at Santa Clara High gave Harbaugh and company a hostile welcome as players stepped out of the team bus.

David Feldman, a prep teammate of Harbaugh's who grew up to become an ESPN broadcaster, remembers the reception well.

"I was wetting my pants," he said, "and Jim was just laughing at them."

Soon after tipoff, there were so many cheap shots and hard fouls that Jack Harbaugh — Jim's father and Stanford's defensive coordinator at the time — approached the opposing coach with a warning: Get this under control or you're going to have a problem.

But things continued to unravel. And when a blindside elbow knocked a Palo Alto player to the hardwood, the player sprang up ready to throw haymakers. From there, it was on. Fans ran down from the stands eager to join the saloon-style brawl, including a quartet of angry strangers making a beeline for Jim Harbaugh.

"Just mayhem," Harbaugh told me in 2012. "I remember being backed into the wall on the baseline. There were four people there — not players, but people who had come out of the stands. They were all coming at me (with raised fists). And I'm squared up getting ready to defend myself and throw."

But Jack Harbaugh, as promised, was at the ready.

"My dad comes in — whoosh! — just like that and cleared everybody out like a wrecking ball," Jim said. "It was like a superhero moment. Jack Harbaugh, legendary status." — Daniel Brown, staff writer / editor

'Mike Tyson came roaring out'

A few hours remained before the ball would drop at Times Square, but across the country, as 1995's last gasp played out in a since-demolished stadium, Jim Harbaugh was getting a jump start on the happiest new year of them all.

Harbaugh, at 32, had found new life with the Indianapolis Colts after some tumultuous years with the Chicago Bears and was in the process of reinventing himself as "Captain Comeback." Having just quarterbacked the underdog Colts to a first-round playoff upset of the San Diego Chargers, Harbaugh couldn't stop smiling when I saw him after the game in the visitors' locker room at Qualcomm Stadium.

"I've never had so much fun," Harbaugh said. "Good stuff like this never happens to me. I'm just so lucky to be able to play football, and I'm enjoying every moment."

Two weeks later, after another shocking road playoff upset (over the Kansas City Chiefs), I traveled to Pittsburgh for Sports Illustrated and saw Captain Comeback add to his legend. Trailing the favored Steelers by four points in the final minutes of the AFC Championship Game, Harbaugh habitually bought time by scrambling away from defenders, fired a clutch fourth-down completion, dislocated the index finger on his throwing hand, popped it back into place between plays and reached the Pittsburgh 29-yard-line with six seconds to go. He then unleashed a glorious Hail Mary that hung between three Steelers defenders — and came within inches of ending up in the hands of Colts receiver Aaron Bailey.

The storybook ending didn't quite happen, but Harbaugh's defiant grin remained. Afterward, citing a recent heavyweight title matchup between an indomitable champion and an overmatched opponent, Harbaugh lauded the way his teammates had silenced their skeptics by taking the fight to the home team: "A lot of people expected Peter McNeeley," he said proudly. "But Mike Tyson came roaring out of the locker room." — Michael Silver, NFL senior writer

'We got laaaaaahts of peanut butter'

My first real interaction with Jim Harbaugh came during his first year coaching at Stanford. His brother-in-law, Tom Crean, had become a huge advocate for my recruiting book, "Meat Market," that had just been published. Crean was the basketball coach at Marquette at the time and reached out to me through a colleague of mine at ESPN, Pat Forde. Crean ended up helping me promote the book even more than the publisher did.

At one point, he suggested I go up to Stanford and spend some time with Jim and his staff. I set it up with someone I think Tom connected me to at Stanford.

I got up there for spring ball. When I walked into the staff room, Jim didn't seem to recall that I was coming. Or know who I was. After a few minutes of me explaining my visit, Harbaugh had this look on his face. It's that same expression that some of his co-workers later told me they've referred to

as the “Shark” — this kind of blank stare with his mouth slightly agape.

I suspect because he heard that Tom had told me to come, Jim tried to be hospitable. He walked me over to their kitchenette area and asked if I like peanut butter. (I do.)

“We got laaaaaahts of peanut butter,” he said, opening up a cabinet where they had some Costco-sized vats of it. He motioned over to a few loaves of white bread.

“Make as much as you like.”

‘He just saved my life’

Some vintage Harbaugh moments came at the Holiday Inn in Boardman, Ohio, in 2011, Harbaugh’s first year with the San Francisco 49ers. The 49ers were staying there — it’s right outside the team owners’ hometown of Youngstown — between games in Cincinnati and Philadelphia.

The area wasn’t exactly replete with resources. Harbaugh even held a walk-through practice in the hotel’s parking lot, making sure to have the team buses help form a barrier between the team and any nosy citizens. Harbaugh, always, is in constant fear of enemy spies learning his plays and plans.

It was decidedly un-fancy and Harbaugh loved it.

“That big slab of cement even had lines and tall trees around it,” he gushed at the time. “That was one of the finer walk-through spots I’ve been associated with.”

The real action came during a team meal held in one of the hotel’s crowded conference rooms. Steak was on the menu and guard Adam Snyder started choking on a piece.

“It’s happened before where it just goes down the wrong pipe,” Snyder recalled years later. “And panic sets in real quick. And when you’re panicking, you’re not breathing. There was something lodged in my throat. I couldn’t even drink water.”

Harbaugh was seated and in mid-conversation on the other side of the conference room.

He saw the commotion and immediately popped up and began making his way to his choking guard, pushing through groups of people and knocking aside tables like a Secret Service agent rushing to aid the president.

The other offensive linemen had risen to try to help Snyder, but Harbaugh pushed through them, too. Then he began beating on the 300-pound lineman’s back.

“And it’s like — boom! — he punches him in the back so hard you could hear it,” tackle Joe Staley said.

Said Snyder: “He was just smacking the heck out of me, just smashing my back. At one point, he picked me up and it was like — blew! — it went down (my throat). And it was, ‘Oh my God! He just saved my life!’”

And as soon as the event was over? Harbaugh calmly walked back to where he was sitting and finished his meal, like it was something that happened every day.

“He pushed through guys to get to Adam and then he literally saved his life,” center Daniel Kilgore said. “And then he just went back to his conversation.” — Matt Barrows, 49ers beat writer

‘Is Jim Kelly in town?’

Harbaugh once spoke to the San Jose State football team, which practices a few miles from the 49ers’ facility. The college stadium is near my home, so I rushed over to get some offseason quotes. When I got there, I saw Harbaugh had a massive gash across his forehead.

I couldn’t resist.

“Is Jim Kelly in town?” I asked, a reference to the former Buffalo Bills quarterback whom Harbaugh once punched — breaking his hand in the process — during a pregame production meeting after Kelly, then in broadcasting, had questioned his toughness on a pregame show.

“You’re not the first person to say that this morning,” Harbaugh replied. — Barrows

No sleep needed in Rome

I was actually on Harbaugh’s flight to Italy when he took Michigan to Rome in 2017.

Michigan flew commercial and most of the team was on the one direct flight from Detroit, which got to Rome at around 8 a.m. local time. If Harbaugh wasn’t the last person to board, he was in the final five. I walked off the 10-hour flight, six hours into a new time zone, barely able to stand. I don’t know if Harbaugh slept more than a few minutes. Though when I saw him in the customs line, he looked exactly the same as he always does. His cap was straight, his shirt was tucked, his lip was packed and he was somehow effortlessly hauling the luggage of his entire family as if the previous 10 hours hadn’t happened.

The players were exhausted. Harbaugh was invigorated. When he saw me, he didn’t really say hello as much as he immediately went into a comment about something random I’d said on the radio he agreed with several weeks prior. Then, almost without blinking, he rounded up his family (toddler-heavy back then) and pulled up one of those side ropes toward the outside of the customs line. He told the whole crew to follow him and wandered off in search those lines that let people with kids through first. If that didn’t exist, he’d make his own.

Waiting isn’t his thing.

Nobody from the team went to a hotel after we landed. Harbaugh, his coaches and players immediately got on shuttles and drove to Villa Borghese — almost the direct middle of Rome — to eat in the park before spending the entire rest of that day walking the streets of the city. Still on zero sleep. He never slowed down. The players did! I did! He did not. Not even after tipping a street musician on a park bridge who had absolutely no idea who he was.

Apart from getting to sit near the pope, Harbaugh’s celebrity was irrelevant in Italy. Most of the randomness we met on the street thought Michigan was some sort of gigantic high school soccer team. Harbaugh loved it. I’ve never seen a person gain more energy from those in his orbit the way he does. He played paintball with the team over there — at nearly 55 years old — for

probably four hours. If he limped the rest of the week, it was in private. I don’t know if he slept that entire trip. Not sure he needed it.

People think he’s a gimmick. He’s not. He’s easily one of the most authentic (for good and bad) people I’ve ever met. — Nick Baumgardner, NFL Draft analyst

‘Those are pretty expensive pants’

In 2021, Michigan was playing at Penn State on a cold, windy November day. An important detail is that, by that time, Harbaugh had stopped wearing Walmart khakis and switched to blue athleisure pants from Lululemon, which are significantly nicer and more expensive but apparently not flame-resistant. The gist of the story is that Harbaugh was so engrossed in the game that he stood too close to a space heater and caught his pants on fire. Daylen Baldwin, one of Michigan’s wide receivers, was the first person to notice. Harbaugh was able to extinguish the flames, but not before they burned through the outer layer of his pants.

When he recounted the incident to a local TV station, Harbaugh said Baldwin was so nonchalant about the flaming pants that it took him a moment to realize what was happening.

“Maybe a little coaching point to Daylen Baldwin: If somebody’s on fire, man, (be) like, ‘Hey, Coach!’” Harbaugh said. “Maybe just grab me, get me out of the way or something. Be a little more emphatic about the fact that somebody’s on fire.”

Harbaugh said he planned to keep the pants, cut off the legs and convert them into shorts.

“Those are pretty expensive pants, those Lululemons,” he said. — Austin Meek, Michigan beat writer

‘Alas, I did not go to law school’

It’s impossible to talk about Harbaugh’s final season at Michigan without mentioning his battles with the NCAA and the Big Ten. Michigan was being investigated for hosting recruits on campus during the COVID-19 dead period and the school imposed a three-game suspension on Harbaugh to open the season. The suspension turned into a weekly game of “Where’s Jim Harbaugh now?” He mowed his lawn, went to McDonald’s, worked the chains for his son’s youth football team and attended a funeral for one of his former players at Stanford.

There was no levity to the second suspension, handed down by the Big Ten in response to the Connor Stalions sign-stealing investigation, which eventually led to a 10-year show-cause penalty for Harbaugh on top of an earlier four-year show-cause penalty. Michigan went to court seeking a temporary restraining order that would have allowed Harbaugh to coach while the school challenged the suspension. Right up to kickoff of Michigan’s next game against Penn State, the school was hoping a judge would intervene on Harbaugh’s behalf. Instead, the judge scheduled a hearing for the following week. For a moment, it appeared that Harbaugh might end up on the witness stand in a Washtenaw County courtroom, testifying about why the Big Ten’s suspension was misguided.

“I’m not an attorney, but I always wanted to be,” Harbaugh said. “I watched a lot of shows, watched ‘Judge Judy.’ I always felt like it would be cool to get up there and thunder away at a

jury like Tom Cruise in 'A Few Good Men' or be a judge like Judge Judy. Alas, I did not go to law school."

Harbaugh's moment in court never happened. Michigan dropped its legal challenge, and Harbaugh missed the final three regular-season games before returning for Michigan's postseason run. — Meek

'Multiple championships'

Covering Jim Harbaugh is a fascinating experience. Every day presents an opportunity to observe or uncover something as outrageous as it is meaningful.

And that is an important point to remember with Harbaugh: No matter how silly it may seem in the moment, every action and every word has a purpose.

"Multiple championships," Harbaugh said at his introductory news conference last year. "We're going to be humble and hungry, but that's our goal."

When he first moved back to Southern California in the early months of 2024, Harbaugh lived in an RV alongside offensive coordinator Greg Roman at the Waterfront RV Park in Huntington Beach. He was channeling Jim Rockford, one of his favorite television characters from the 1970s show "The Rockford Files." Harbaugh is an avid consumer of TV and movies. During his playing days, he guest-starred on the sitcom "Saved By The Bell" as Screech's cousin.

On the day before he was introduced as Chargers head coach, Harbaugh drove to Home Depot with Ben Herbert, the team's executive director of player performance, and bought a Shop-Vac. Harbaugh and Herbert used that Shop-Vac to vacuum out the weight room at the Chargers' former facility in Costa Mesa.

When the Chargers got on the practice field in spring of 2024, players were shocked to see Harbaugh, wearing black Jordan cleats, participating in strength and conditioning drills. "You got to be on your stuff because coach is doing it right there with you," safety Alohi Gilman told me last season.

Harbaugh continued this through training camp, when the strength and conditioning drills were held at the end of the practice. Harbaugh calls these "fourth-quarter finishers."

One day last year, Harbaugh had a media engagement right after a training camp practice, so he could not participate with the players. After the media appearance, Harbaugh walked back onto the empty field and, by himself, flipped a weighted sled back and forth for several minutes. A young Chargers fan was standing in a tent on the sideline yelling to Harbaugh. "Coach! Coach! Can you sign an autograph?" Harbaugh paid him no mind until he was done with his sets. It might seem comical or even performative, but players notice the commitment.

Harbaugh's meetings are now the stuff of legend in the Chargers' locker room. On the night before a Week 10 win over the Tennessee Titans last season, Harbaugh read the lyrics to the 1976 song "The Wreck of the Edmund Fitzgerald" by Gordon Lightfoot. The song tells the story of a shipwreck in Lake Superior, and the Sunday the Chargers played the Titans was the 49th anniversary of the disaster. In another meeting

last season, Harbaugh read the lyrics to the 2009 hit "I Gotta Feeling" by the Black Eyed Peas. Before the season finale against the Raiders last year, Harbaugh reached into his pants during a team meeting and pulled out a back-scratcher.

"You need to have your own back sometimes," Harbaugh said to the players. "There's not always going to be somebody there to scratch your back for you, so you do it yourself."

He then gifted a personalized back-scratcher to each player emblazoned with their name and number.

Harbaugh often talks about waking up in the early-morning hours thinking about the team, the team, the team. He targets his idiosyncrasies toward the ultimate goal in his life right now. "The Lombardi Trophy, that's my mission," Harbaugh said.

He had a chance in the 2012 season when his San Francisco 49ers lost to the Baltimore Ravens in the Super Bowl. Harbaugh faced his brother John in that game. Last season, the Chargers played the Ravens on "Monday Night Football." In the lead-up to another brotherly rematch, Harbaugh recalled what he was thinking after that Super Bowl loss.

"Walking off the field at that Super Bowl, it was like, there will be another day," Harbaugh said. "And then there wasn't for many years, and it looked like I wouldn't have a chance for another day. But by the grace of God ... we're back in it and back on a team that has a chance to do that."

It is perhaps the only accomplishment still missing from what has been a monumental football life.

"We're going for the Super Bowl," Harbaugh said. "That's our goal, and we're gonna do it or die trying." — Daniel Popper, Chargers beat writer

Jim Harbaugh's coaching evolution, from NCAA to the NFL

*By Kris Rhim
ESPN
September 5, 2025*

Former San Francisco 49ers tight end Delanie Walker remembers a 2012 training camp practice beginning as practice always had -- until coach Jim Harbaugh called the team to midfield.

"We thinking, 'Oh yeah, he's about to cancel practice,'" Walker said. "'We going to go to a water park or something.'"

Harbaugh began speaking to the team about its NFC West rivals. The Seattle Seahawks were at an amusement park, Harbaugh told the team. The St. Louis Rams and Arizona Cardinals were also enjoying a day off, he said. "Guess what the 49ers are going to do today?" Harbaugh asked.

They would practice -- intensely. At least a hundred plays: "Everybody else takes breaks, the 49ers don't," Harbaugh said.

"Everybody was kind of pissed that day," Walker said while laughing.

This was the Jim Harbaugh way: working his players to the brink of exhaustion and then some. The method was effective -- until it infuriated everyone. But Harbaugh ushered in a period of renaissance for the 49ers; that season, San Francisco reached Super Bowl XLVII.

"There won't be any magic formulas," Harbaugh promised Los Angeles Chargers fans at his introductory news conference in 2024. "The only ones that I know are just good, old-fashioned hard work."

While Harbaugh largely operates in the same fashion, the Chargers' version of the coach has evolved. He's traded in the khakis for gray trousers. His training camp practices have gone from the intensity of a game day to what his former players see as nearing a version of flag football that prioritizes keeping the team healthy.

"That's where he's different. Now it's like, 'Yeah, let's take that break.' It's like, damn, 'Who is this dude?'" said Walker, who was a volunteer coach with the Chargers during last year's training camp. "This Jim Harbaugh, he got nicer for sure. So when people say he changed, I would say he changed for the better of the game."

The old Harbaugh upset some players, coaches and execs. This Harbaugh, now 61 years old, hardened by the failures and lessons of his first NFL stint and early struggles in the college ranks, is approaching the job differently. It could be the difference in whether Harbaugh reaches the goal of winning a Super Bowl -- and how long the Chargers can tolerate him. The second year of Harbaugh in Los Angeles begins Friday, when the Chargers face the Kansas City Chiefs in São Paulo (8 p.m. ET, YouTube).

"You don't want things to get stale," Harbaugh said. "That's like overripe fruit, stale bread, burnt meat, you got to change things up."

OVER HIS TWO decades of coaching, there are two factions of Harbaugh's former players and coaches: those who despise him -- often publicly -- and those who are staunch supporters. The words "insane" or "crazy" to describe Harbaugh are commonplace among both groups, but the meaning depends on who is talking.

Look no further than San Francisco. Despite three straight NFC Championship Games and a Super Bowl appearance, Harbaugh's approach incensed the front office. And players were tired of Harbaugh, too.

"He just pushed guys too far," former 49ers offensive lineman Alex Boone said on HBO's "Real Sports with Bryant Gumbel" in April. "He wanted too much, demanded too much, expected too much. ... And you'd be like, 'This guy might be clinically insane. He's crazy.'"

The amount Harbaugh asks from his players now is his most significant shift. That's been clear with the Chargers' practices. This season, the NFL selected the Chargers for the Hall of Fame Game, giving them an additional preseason matchup and added practice time. Because of that, Harbaugh reduced the required time at the facility to avoid fatigue.

Harbaugh communicates strict tempos to players ahead of each practice. It's commonplace to see defensive backs raising both hands instead of trying to deflect a pass or linemen stopping in the middle of a pass rush, obeying Harbaugh's rules. There are loud yells

and reprimands from coaches and players alike when players stray from the tempo.

Veterans, who have played elsewhere, routinely praise Harbaugh for his current approach to practice: "It's not super common around the league, it's different, I like it," cornerback Donte Jackson said.

But that doesn't mean Harbaugh's practices are easy.

"Six days a week and every day's just intense," safety Elijah Molden said.

J.T. Rogan, who worked for Harbaugh as director of communications/operations for two years at Michigan, has perhaps the best vantage point for Harbaugh's evolution. Rogan was an All-American running back for Harbaugh at the University of San Diego, worked for him at Stanford and tried out for him as a player in San Francisco.

Rogan said Harbaugh's time at Michigan was transformative, pointing to Harbaugh's struggles to beat rival Ohio State and his use of analytics, which altered his coaching style and helped Michigan win the 2023 national championship in Harbaugh's final season.

The legitimacy of that championship, however, will forever be roiled in controversy after various NCAA sanctions were levied against Harbaugh for breaking rules.

"He's taken that feedback, and he's got really high emotional intelligence, even though you might not call him emotional," Rogan said.

He continued: "For people who are like, 'Who wears the same clothes every day all the time?' Or 'Who wears cleats on the airplane?' As if that would cheapen his intellect and his ability to take feedback and then evolve, but he has."

HARBAUGH'S FIRST YEAR in Los Angeles was about changing the culture of a franchise synonymous with disappointment. The Chargers' Week 11 matchup with the Cincinnati Bengals seemed to be a turning point.

L.A. had built a 27-6 lead over the Bengals early in the third quarter, then the game began to unravel in a way Chargers fans are accustomed to. (The fan base has an adverb for this recurring dread called "Charger-ing"). The Bengals scored 21 unanswered points, as quarterback Joe Burrow found wide receiver Ja'Marr Chase for a touchdown to tie the score at 27 with 12:12 left.

But the Chargers won the game, thanks to two 27-yard-plus catches from wide receiver Ladd McConkey and a touchdown by running back J.K. Dobbins on the final drive. The victory appeared to be a watershed moment for the franchise, and the first clear stamp of Harbaugh's impact in L.A.

"There's been a lot of games through the years where we've been put in that position and came up short," said former Chargers edge rusher Joey Bosa, who developed into a star as the No. 3 pick in 2016 but was released after a disappointing 2024 season and is now with the Buffalo Bills. "There was kind of a lack of belief in being able to pull off in situations before."

But there were the Chargers eight weeks later against the Houston Texans -- in their first playoff appearance since one of the most embarrassing

playoff losses in team history in 2023 -- looking like the Chargers of old.

Star quarterback Justin Herbert, who threw a league-low three interceptions during the regular season, tossed four that day. He became the first NFL player to throw more picks in a playoff game than in the regular season. The Texans pressured Herbert on 50% of his dropbacks, and the Chargers suffered a 32-12 beatdown -- another playoff embarrassment.

Los Angeles is hopeful, however, that Houston was an anomaly and Cincinnati was the standard.

"We didn't achieve the ultimate success that's reserved for the world champion," Harbaugh said earlier this offseason. "But [there's] so much good to build on, that creates a lot of excitement for me and [general manager] Joe [Hortiz] as we build version 2.0."

Increased win totals and postseason success have historically defined second years under Harbaugh-led teams. He went from 7-4 in his first season at the University of San Diego to 11-1 the following year, winning the Pioneer Football League. After taking over a 1-11 Stanford team in 2007, the Cardinal were 5-7 in his second season, narrowly missing out on a bowl game. Harbaugh's 49ers went to the Super Bowl in his second season. (In his first two seasons at Michigan, Harbaugh led the Wolverines to back-to-back 10-3 seasons.)

But Harbaugh already has an uphill battle to replicate that second-year jump in L.A. Pro Bowl left tackle Rashawn Slater suffered a season-ending patellar tendon tear. Running back Najee Harris missed all of training camp after a July 4th fireworks mishap damaged his eye. L.A. travels the most miles in the NFL this season, beginning with the Chiefs in Brazil, followed by two divisional matchups against the Raiders and Broncos.

Regardless of how difficult the outlook seems for this season, the Chargers appear confident, believing in Harbaugh's process.

But that's how it always begins for Harbaugh's teams, before tension, frustration, and at Michigan, sanctions happen. The Chargers hope this version of Harbaugh keeps them in the honeymoon phase long term.

"We're going for the Super Bowl," Harbaugh said. "That's our goal. We're going to do it or die trying."

Jesse Minter

The making of Chargers DC Jesse Minter: 'He always wanted to be one step ahead'

By Daniel Popper
The Athletic
September 2, 2025

Two decades later, Jesse Minter still has the rejection letters.

They are tucked away in a box at his family's house in Cincinnati, a memento of how far he has come. There are 98 of them. Not 99. Not about 100. "Exactly" 98, Minter says. He has never forgotten the number of college football programs that politely declined his services — on official university letterhead — in the early months of 2006.

Minter is sitting in a conference room in the Los Angeles Chargers' practice facility in late July as he reveals the existence of these letters. Minter is decked out in Chargers gear. In a few minutes, he will head out to the practice field and coach a unit he revived and revitalized in his first season as an NFL defensive coordinator. If Minter follows up his debut with another stingy defensive season, he could become one of the most sought-after head-coaching candidates in the next cycle. Nearly all of Minter's 42 years have been spent in and around coaching, and now, with the Chargers set to open their season against Patrick Mahomes and the Kansas City Chiefs on Friday in São Paulo, Brazil, he is one realistic step from the pinnacle of the profession.

So why does he still have these rejections?

"Because that's just how I operate," Minter says. "It's just that reminder of the joy that it is, the blessing that it is, the opportunity that you have, not to take it for granted and not to ever feel like you've arrived."

The letters used to drive Minter. His father, Rick Minter, now a defensive analyst with the Chargers, has coached in college and the NFL for nearly 50 years, and Jesse wanted to prove he could chart his own path.

Now, the letters ground him to a mentality that he lives and breathes and instills in his defensive culture.

"A lot of coaches have crazy egos, and I think there's a difference in being confident in yourself and sure of yourself, and then having an ego," Jesse says. "I've always tried really, really hard to not have an ego, to really try to build a situation where everybody feels like they have value, where everybody feels like they're part of the success."

Football gives, and it takes. Those who become obsessed with the game — who grow up with it, devote their lives to it — understand that truth. They sign up for the chance at accomplishment. They also sign up for the threat of failure. One is not possible without the other.

Jesse learned this lesson through his winding journey.

The letters are a physical manifestation of what can be taken away.

What can be given, however, is all around him.

"He's much more the complete man than I ever was," Rick says.

Rick Minter thought his coaching career was over when his son, Jesse, arrived.

It was 1983, and Rick was out of football. He started coaching seven years earlier and spent the last three seasons at North Carolina State with Monte Kiffin on a staff that also included Pete Carroll. They were all fired after the 1982 season. Jesse's mother, Ellen McEwen, and Rick had moved to Little Rock, Ark., after the sudden death of Ellen's father. Rick got a job as a stock-broking account executive at Merrill Lynch. Ellen and Rick welcomed Jesse on May 9.

The time away from the game was short-lived. Rick broke back into the business in 1984 at New Mexico State. The family — Rick, Ellen, Jesse and Jesse's older brother, Josh — moved there for a season. In 1985, Rick got his first opportunity as a defensive coordinator at Ball State. The family settled in Muncie, Ind., and Jesse's football exposure began.

Jesse attended Ball State football games and practices in full uniform — red jersey, shoulder pads, red pants, white cleats and "this big old helmet that was too big for his head," Ellen remembers with a laugh.

Ellen and Rick divorced when Jesse was in kindergarten. "We went through that pretty amicably," Ellen says. Rick, a self-described "grinder," was committed to his coaching career. Home at midnight, back in the office by 5 a.m.

Football gives, and it takes.

It took away father-son time when Jesse was a child.

"We didn't get to see him a ton," Jesse says.

It gave Ellen a deeper connection with her sons. She called the divorce "one of the best things that ever happened."

Ellen, a college tennis player at Henderson State in Arkansas, loves sports as much as Jesse does. After moving the boys to Yorktown, Ind., which borders Muncie, Ellen coached Jesse's youth teams in T-ball, soccer and basketball, all while working multiple jobs. She sold new construction homes for a local company, TK Constructors. At Yorktown High School, she coached girls and boys tennis and was an assistant coach for the girls' basketball team. She also taught part time in the Muncie school system.

Jesse credits his mom with helping develop his "inclusive traits."

"The sacrifices that she always made as a single mom with me and my brother, having to work all the time but yet always giving us everything," Jesse says. "We weren't rich, but always giving us exactly what we needed."

Football also became the means by which Jesse saw and connected with his dad.

"The weekends were our time with him," Jesse says.

Rick stayed at Ball State through the 1991 season. He is grateful the family had a "little bit of a gradual adjustment" while he was "an in-town father, but out-of-house father." In 1992, Rick took a job at Notre Dame as defensive coordinator for Lou Holtz, and he moved 140 miles north to South Bend.

Jesse was 9 years old. He can still vividly picture the packed stands at Notre Dame Stadium, including for The Game of the Century, when the No. 2 Fighting Irish beat No. 1 Florida State in a battle of undefeated teams.

"Holy cow," Jesse remembers thinking, "what my dad's doing is pretty cool."

After two seasons at Notre Dame, Rick was hired as the head coach at the University of Cincinnati. He was slightly closer to the family, and over the next decade, Jesse had "all access" to a college program. These were his formative football years, and he was around an impressive group of Rick's assistant coaches, from Rex Ryan to John Harbaugh to Wink Martindale to Mike Tomlin.

Tomlin was Rick's defensive backs coach for two seasons, 1999 and 2000. Jesse was in high school in Yorktown, where he played receiver and defensive back, and gravitated to Tomlin, who was then 27 years old.

"He just had this presence about him," Jesse says.

Jesse would come around for Cincinnati practices and work out with Tomlin's DBs group.

"I feel like I've known him all his life," Tomlin said last season before his Pittsburgh Steelers played Jesse's Chargers in Week 3.

Tomlin would always remember who Yorktown High had played the previous week and ask how his game went.

"It was real," Jesse says. "It made me feel like this is how I want to be."

As he finished high school, Jesse had opportunities to play Division III football at local Indiana schools like Anderson College and Wabash College. Rick offered him two options: keep playing, or come to Cincinnati and start working his way up Rick's staff. Rick had curated a four-year undergraduate program for Jesse, who would start as a freshman field manager before eventually earning graduate assistant responsibilities as a senior.

Jesse enrolled at Cincinnati and arrived on campus in the fall of 2001.

Rick remembers the tears in Jesse's eyes and the emotion in his son's voice.

"Dad," Jesse said, "I want to play football."

The first semester of Jesse's freshman year at Cincinnati, by all accounts, had been a success. He liked the coaching track he was on, and he was learning from his father and others on staff.

But Jesse had that incomparable itch — one that can only be scratched by pads and a helmet, grass and contact.

Football gives, and it takes.

It took Jesse briefly off his coaching track, only to give him so much more.

Jesse transferred to Mount St. Joseph, a Division III college outside Cincinnati. The Mount, as it is known locally, was founded as an all-female school. It did not become coeducational until 1986. The Mount joined the Heartland Collegiate Athletic Conference in 1998. When Jesse arrived, the Lions had yet to put together a winning season. They had gone 0-10 in 2001.

Jesse showed up for transfer orientation. His love for football had brought him to The Mount. It also led him to the love of his life. He met his wife, Rachelle, who had transferred in from Cincinnati State, in his orientation group.

"Serendipity," Rachelle says.

As Rachelle recalls, she just kept running into Jesse over that first week at The Mount. The college held a boat ride down the Ohio River, and Jesse and Rachelle chatted on the water — though Rachelle admits now that she thought Jesse was interested in a different girl.

Transfers had to pick up their school-commissioned laptops during that first week. Jesse and Rachelle went at the same time.

Rachelle's childhood friend, PJ Volker, had transferred to The Mount to play football after a season at Wittenberg University in Springfield, Ohio. Volker was living in an off-campus house and, at a small school of only 2,000 students, that was a hot commodity. He was having a party.

"Are you going to PJ's?" Rachelle asked Jesse.

"Yeah!" Jesse replied.

Another run-in. They were dating by the end of the week.

"Pretty much inseparable ever since," says Volker, now the defensive coordinator at Navy.

Jesse found his wife in Rachelle — and a best friend to this day in Volker.

However, the "unfortunate part of the game," as Volker puts it, kept Jesse off the field.

Football gives, and it takes.

Jesse broke his leg in his first season at The Mount. He was lined up as the slot receiver, and he was tasked with blocking a stretch run play to his side. The pile collapsed on his lower half.

In his third season, Jesse was again playing slot receiver. He ran a slant over the middle. Volker was playing linebacker. The ball was thrown Jesse's way. Volker turned and ran. In the process, he collided with Jesse, who fell awkwardly to the ground. He snapped his humerus bone in half.

"That's about as crappy as I've ever felt on the football field," Volker said.

Sandwiched between those two injuries was a medical scare. It was 2003, and Rick was in what would be his final season as the head coach at Cincinnati. Rick was staying in a high-rise condo in the city on the Ohio River. Jesse was waiting for the lease to begin on his off-campus house at

The Mount, so he spent two summer months living with his dad.

One Sunday, Rick came home, and Jesse was on his bed, in pain.

Jesse went to the hospital, where he was diagnosed with Crohn's disease. He stayed overnight. The next morning, doctors performed emergency surgery. Jesse had 18 inches of his colon removed. He missed the entire season.

"Knock on wood," Rick says, "he hasn't had any repercussions since."

Jesse returned for the 2005 season as The Mount went 9-2. He graduated in December and took a job at a local facility called Acceleration Training, working out middle schoolers. He applied to graduate assistant jobs across the country. He got back those 98 rejections.

He eventually got job offers from Wake Forest and Division III Defiance College in Ohio. Rick had returned to Notre Dame as Charlie Weis' defensive coordinator in 2005. Weis was adding to his staff that offseason and had an opening. Jesse had been determined to find a job "on his own," as Ellen put it. But this was Notre Dame.

"Coolest job ever," Jesse says, "right out of college."

The reality of the coaching industry set in almost immediately.

The Minters spent the 2006 season at Notre Dame, Rick as DC and Jesse as his defensive intern. Weis fired father and son after back-to-back losses to close the year — at rival USC and to LSU in the Sugar Bowl.

Jesse and Rick had been living together in a house in South Bend. They sat on the couch at that house and pondered what was next.

Then Rick had an idea.

Rachelle was still in Cincinnati working as an accountant. Brian Kelly had just taken over as head coach at Cincinnati and was building out his staff. Rick had introduced himself to Kelly at a football coaching convention the year prior. He would give Kelly a call.

The only problem: Rick didn't have Kelly's cell number.

Rick, however, had spent nine seasons as the Cincinnati head coach, and he had only been fired three years prior. He still had the phone number for the landline in the head coach's office at the football facility. What was the worst that could happen?

So Jesse watched and listened as his dad threw the ultimate Hail Mary and dialed the number.

Kelly picked up.

"Holy s—," Jesse remembers thinking, "somebody answered."

Kelly told Rick that he would be looking to fill a graduate assistant position in March. In the spring, Jesse went in for an interview with defensive coordinator Joe Tresey.

Jesse got his first full-time college coaching job for the 2007 season.

"I can remember the interview like it was yesterday," Tresey says.

Football gives, and it takes.

"As I got into coaching," Jesse says of his father, "he would always look out for me."

Jesse was in Tresey's hip pocket for two years. Over pizza, Jesse and Tresey would spend late nights watching film on potential recruits, cutting up video for their players, writing scripts for practice and bouncing ideas off each other.

"He always wanted to be one step ahead if he could be," Tresey says. "You knew he had a shot."

Jesse's year at Notre Dame was a whirlwind. He admits he did not "learn enough football" while he was figuring out clerical responsibilities like diagramming plays. Under Tresey, Jesse says, he learned how to "break down teams" and "how to try to attack people."

"When you trust somebody like that at a young age," Tresey says, "your gut kind of tells you."

After two seasons, Jesse joined Trent Miles' staff at Indiana State. Jesse spent the next eight seasons coaching under Miles — four at Indiana State and four at Georgia State.

In Jesse's second season at Indiana State, Rick — who had spent the 2009 season as Marshall's defensive coordinator before the staff was let go — joined Miles' Indiana State staff as linebackers coach and defensive play caller. Jesse moved to the secondary. Volker joined the staff as a defensive assistant.

"That whole crew," Miles said, "that's like family."

Rick left to take the defensive coordinator job at Kentucky after the 2010 season. Before he departed, he gave Miles a suggestion.

"You got one move," Rick remembers telling Miles. "You need to name Jesse the defensive coordinator."

"Jesse," Miles says, "he had it in him all along."

In Jesse's first season calling plays at any level, Indiana State defeated FBS Western Kentucky on the road 44-16.

"We got after them," Miles said.

The next season, the Sycamores went on the road and beat North Dakota State, then the No. 1 team in FCS. Indiana State had two pick sixes in a 17-14 win. It was Volker's 30th birthday. Jesse still ranks these two wins — North Dakota State and Western Kentucky — in his top 10 games of all time.

"He was just a brilliant play caller from the get-go," Volker says.

Miles, who took the head job at George State in 2012 and brought Jesse and Volker with him, got the band back together in 2016, hiring Rick as his defensive line coach. And for the first time, the roles changed. Rick worked under Jesse.

Georgia State went 3-9 that season, and once again, Rick and Jesse were looking for jobs.

Football gives, and it takes.

There have been so many turning points in Jesse Minter's football life, but none were more consequential than the 2018 offseason.

Jesse was entering his second season on John Harbaugh's Baltimore Ravens staff. Rick had placed a call to Harbaugh, his former special teams coordinator at Cincinnati, after things ended at Georgia State.

"John," Rick remembers saying, "Jesse is just like you."

Rick got Jesse in the door. Jesse earned himself a contract as a defensive assistant.

"Sometimes you have to rely on your resources and the connections that your family members have made," Rachelle says. "But it's what you do once you get there (that decides) if you stay or go."

Harbaugh had four defensive coordinators in his first 10 seasons with the Ravens — Rex Ryan, Greg Mattison, Chuck Pagano and Dean Peas. Entering the 2018 offseason, he promoted Wink Martindale from linebackers coach to defensive coordinator. Martindale's assistants included Jesse and now-Seattle Seahawks head coach Mike Macdonald, among other future star defensive coaches.

Harbaugh saw the coaching talent, and he challenged Martindale to lead a defensive overhaul.

Over the next three months, the staff room in Baltimore became a think tank for defensive innovation.

"Let's take everything that we've done and let's recreate this system that works, that's more modern, that's more teachable, more learnable," Jesse remembers.

The goal was to create a defense that was conceptually driven. As Martindale puts it, "playing, basically, offense on defense."

Offensive coaches teach concepts. Take four verticals — an offensive concept in which four eligible receivers run downfield routes — as an example. The concept is not tied to a specific formation. An offense can run it out of trips. An offense can run it out of two-by-two. And even within the different formations, there are additional possible variations in the splits and spacing of eligible receivers.

Martindale applied this same logic to defensive concepts. The pressure or blitz is the concept. The Ravens could then run that concept in various defensive fronts.

"Everything was a fresh start," Martindale says.

The coaches rewrote the defensive terminology. They gave ownership to players that included safety Eric Weddle, edge rusher Terrell Suggs and linebacker C.J. Mosley. That included the freedom to make pre-snap checks during games. Martindale even asked Weddle to call the plays for the entire second half of a preseason game.

Over what Martindale called a "painstaking three months," a new system was born. It was the genesis of a system that has now proliferated around the league.

"As a coordinator or a position of leadership, I think it's not only your job to develop players, but it's your job to develop coaches," Martindale said.

Macdonald calls a version of the system in Seattle.

Drew Wilkins, who was on the 2018 staff, was hired away by Sean McVay to be the Rams' pass-rush coordinator. Chris Hewitt, now the Indianapolis Colts' pass game coordinator, and Joe Cullen, now the Kansas City Chiefs' defensive line coach, were on the 2018 staff.

Zach Orr was a part of the 2018 Ravens staff. He is now Baltimore's DC.

Anthony Weaver joined the Ravens staff in 2021. He is now the Miami Dolphins' DC.

Dennard Wilson coached for the Ravens under Macdonald in 2023. He is calling defensive plays with the Tennessee Titans.

And, of course, Jesse brought a version of the system with him to Vanderbilt in 2021, then to Michigan in 2022 and now to the Chargers.

"That's what molded him," Rick says of those four seasons with the Ravens.

Jesse Minter holds two prongs at the core of his defensive philosophy.

1. What you play

2. How you play

What you play is the scheme, which he has honed over his 19-year coaching career. How you play comes down to fundamentals.

The honing of those originated on a dark and quiet flight back from Glendale, Ariz., on New Year's Eve, 2022.

After a year at Vanderbilt in 2021, Jesse received a call from Michigan head coach Jim Harbaugh. Macdonald had left the Ravens after the 2020 season, the same as Jesse. He coordinated Harbaugh's Michigan defense for one season. He was now jumping back to John Harbaugh and the NFL to be the Ravens' DC. Michigan had an opening, and Jim Harbaugh filled it with Jesse.

The Wolverines started the 2022 season 13-0 and earned a berth in the College Football Playoff. They played TCU in the semifinal at State Farm Stadium and lost 51-45. Minter's defense gave up 488 yards.

"The glaring things that showed up to me were just fundamental flaws of how we were playing," Jesse says.

On the flight back, Jesse asked himself a question: How can we go from not quite good enough to being good enough?

"It was almost just a lightbulb moment," Jesse says. "It's not because we put in a new coverage or a new call. It's because we play harder and more physical than these other teams."

What resulted was what Jesse called the pillars.

He introduced them to his defensive staff at the first meeting ahead of spring practices in 2023.

Mike Elston, who joined the Michigan staff in 2022 and moved to the Chargers with Minter in 2024, remembers the messaging clearly.

"We're gonna do this 50-50," Jesse said in the meeting, according to Elston. "We're going to have the best scheme in college football, but we're also going to have the best fundamentals."

The four pillars started as: block destruction, communication, effort and ball disruption.

"What we do is exotic, it's different, it's awesome, it's creative," says Steve Clinkscale, who was the co-defensive coordinator and defensive backs coach with Michigan in 2022 and 2023 and is now the Chargers' defensive backs coach. "But we weren't executing it — not because they didn't know what to do, it's because we weren't tearing off blocks, we didn't communicate ... we didn't tackle very well, we were not able to disrupt the quarterback and get the ball from the receivers or the running backs, and our effort and angles were not up to par."

The genius was in how Jesse divided the tasks. Each pillar was assigned to an assistant coach, and that coach was tasked with presenting film of that pillar every day.

Elston says the impact was "immediate."

"There was a total buy-in to every position on the field," Elston says. "When you sit down and watch film in front of your peers and you show positive and negative, it has a huge impact on growth."

The next season, Michigan led the country in scoring defense. And, of course, the Wolverines won the national championship.

Jesse brought the philosophy to the Chargers in 2024, when Jim Harbaugh was hired as head coach. They rebranded the pillars as the separators. And they added a fifth separator to assign one to each assistant coach, creating one category for effort and angles and one for tackling.

Elston covers block destruction. Clinkscale does communication. Edge rushers coach Dylan Roney presents effort and angles. Linebackers coach Navarro Bowman is on tackling. Last season, safeties coach Chris O'Leary was in charge of ball disruption. O'Leary departed in the offseason to take a job at Central Michigan. This season, safeties coach Adam Fuller takes over ball disruption.

"What happened was all the players now developed a level of respect for each coach," Jesse says. "We were so much closer and more powerful when we were all together that way."

The Chargers allowed the fewest points in the league last season. They made the playoffs in Harbaugh's first year. And Jesse showed off a trait essential for any successful head coach: the willingness to delegate.

"The thing that makes him great is, just like coach Harbaugh, he's not OK with just doing what he did to get there," Clinkscale said of Jesse. "What are we doing to make it better? And this is not like a seasonal thing. It's a daily thing."

Two weeks ago, Rachelle was getting the kids ready for their first day of school.

Now well into their second year together in Los Angeles, Rachelle and Jesse have carved out a life in their new hometown. They have three children — daughter Millie, 9, and sons Monte, 7, and Mac, 4.

On the first day of school last year, Rachelle, a Cincinnati native, felt out of place. She wore an athleisure outfit, hoping to squeeze in a workout later in the day between her motherly duties. When she arrived, the other moms were in dresses.

“Oh my gosh, we don’t fit in here,” Rachelle remembers thinking. “We’re from the Midwest.”

So this year, she posed a question to Jesse before heading back for another first day: “Should I wear a dress?”

“Nope,” Jesse replied. “That’s not who we are. I’m wearing my hooded sweatshirt and gym shorts that I wear every day. I am going to the office to get a workout in. Just be who you are.”

Grounded, always, to where he once was and how far he has come.

Grounded, always, to what those rejection letters represent.

Remember where you came from. Be grateful for what you have. Be who you are.

In this moment, football has given Jesse things it can never take.

A loving wife. A beautiful family. The gift of fatherhood.

“He’s a football coach, that’s what he does,” Volker says, “but that’s not who he is.”

Jesse attends flag football games and volleyball practices. If he hears his kids in the backyard when he gets home from work, he bursts through the gate and joins the fun. He takes the kids out for ice cream after every Chargers win. Millie, Monte and Mac jump into his arms after he finishes news conferences at the practice facility.

“He understands the value of a father being in there,” Ellen says. “He wants to be close to his kids.”

Rick laments missing the “everyday moments” back in Indiana.

“If I had it to do over, I probably would have arranged life differently,” he says.

Now, Rick has a front row seat to it all — not just as a father, but as a grandfather.

“A blessing and a privilege,” he says.

Football gives. Yes, football gives.

“It’s all family, and he is very dedicated to that,” Ellen says of Jesse. “I’m more proud of him for that than anything else.”

Devin Woodhouse

Chargers vs. Chiefs a family affair with Andy Reid's son-in-law in L.A.'s corner

*By Sam Farmer,
Los Angeles Times
September 4, 2025*

SÃO PAULO, Brazil — Turns out, the marquee matchup Friday night between the Chargers and Kansas City Chiefs isn't just a season-opening showdown between two premier quarterbacks and legitimate Super Bowl hopefuls.

It's also a family feud — minus the bad blood.

Devin Woodhouse, head strength and conditioning coach for the Chargers, is the son-in-law of Chiefs coach Andy Reid, an under-the-radar connection that further hems these AFC West rivals.

"In our first game last year, I was a little anxious playing them," Woodhouse told The Times. "It felt weird rooting against him at times."

Reid understands, and he loves the fact that before bringing Woodhouse with him from the University of Michigan, Chargers coach Jim Harbaugh called his Kansas City counterpart and asked him if that would be OK.

"I said, 'Heck, yeah, I'm honored that he's got an opportunity to work for you,'" Reid said. "I got the biggest kick out of that, that Jim would even think of that. ... What a class act."

Woodhouse, modest and focused on his Chargers responsibilities, was initially reluctant to sit down for an interview. But Harbaugh and Reid nudged him to talk, as did his direct boss, Ben Herbert, executive director of player performance.

"I don't want to dim that light on him," Herbert said. "I want that light brighter."

Woodhouse, 34, who grew up in Rancho Cucamonga, met his future wife, Drew Ann Reid, when they were members of the same ward of their church in Provo, Utah. They had mutual friends, an instant connection and were married in 2013.

The couple was further bonded by tragedy. Drew Ann's older brother, Garrett, who struggled with drug abuse for years, died in 2012. The twin brother of Woodhouse, Chaz, who was confined to a wheelchair with cerebral palsy, died a year later.

"As our relationship was growing, her brother passed away," Woodhouse said. "We grew even closer together."

The two now have four children, two boys and two girls, all of whom refer to Reid as "Gramps." Woodhouse doesn't call his father-in-law anything but "Coach."

"I would say he's a better man than he is a coach, and he's a pretty dang good coach," Woodhouse said. "And [mother-in-law] Tammy is the head coach of the head coach, so that's how good they both are. I just love them, and not just the

people they are for my wife, but for my kids and their grandkids.

"One of the things I love most about Coach Reid is how much I feel people love to play for him. It's a cool thing to witness and I respect it a lot."

Woodhouse feels the same way about Harbaugh, for whom he and Herbert worked at the University of Michigan.

"Ben Herbert found Dev," Harbaugh said. "When Herb recommends somebody, I already know it's going to be good. He doesn't bring in anybody who doesn't have a tremendous work ethic. Devin came in, and Herb was right."

Herbert is meticulous down to the smallest detail. For instance, each dumbbell at the Chargers facility is emblazoned with the club's lightning-bolt logo. Not only is that wall of weights always precisely arranged, but every lightning bolt is arched in an identical way. To ensure there's never a speck of dust on the floor, Herbert and his crew use electric leaf blowers each day to clean the massive space.

Helping oversee the physical well-being of so many elite athletes is a challenging assignment, particularly for a franchise that has an unfortunate history of losing key players to injuries — as the Chargers did in August with left tackle Rashawn Slater, who sustained a season-ending knee injury.

The way Harbaugh sees it, no one is better equipped to train an NFL team than Herbert.

"We are the tip of the spear," said Herbert, who is not related to Chargers quarterback Justin Herbert. "Our job is to impact the mental and physical capability of the players. The physical part is much easier. The mental part — emotional stability, consistency — that's the separator. And trust is everything."

Woodhouse has a knack for building and maintaining those trusts.

"He has an ability to build relationships across a melting pot of personalities," Herbert said. "He's also versatile across range-of-motion, tissue and joint, strength, power and movement traits. So much so that with my 14-year-old, twice a week I want Coach Woodhouse to work with him."

Woodhouse has a particularly keen eye when it comes to evaluating the tiniest aspects of a person in motion, helping players make subtle adjustments to the way they run in order to improve their speed.

Chargers strength and conditioning coach Devin Woodhouse works with Chargers wide receiver Ladd McConkey.

Chargers strength and conditioning coach Devin Woodhouse works with Chargers wide receiver Ladd McConkey before a game at SoFi Stadium against the Tampa Bay Buccaneers on Dec. 15, 2024. (Ty Nowell / Los Angeles Chargers) Advertisement

"Dev's someone who's going to support you, but he's going to tell it like it is," Chargers receiver Ladd McConkey said. "I'll be running a route, and Dev's over there with his phone recording me. Then we'll look at it in slo-mo and break it down."

During games, Woodhouse is on the sideline as a "get-back" coach — a term he doesn't

particularly like — making sure players and coaches keep a sufficient distance from the field.

As for his own emotions, he figures he will have them in check, even with his father-in-law on the opposite sideline.

Family is family, true. But football is football.

Keenan Allen

Chargers torment Aaron Rodgers in win over Steelers on Keenan Allen's record night

By Elliott Teaford
Orange County Register
November 9, 2025

INGLEWOOD — The game was all but won, but time was running out, so Keenan Allen approached Chargers coach Jim Harbaugh with a simple request. Let's run something short and sweet for the franchise record, as Allen would later explain the circumstances around his franchise-record reception.

Harbaugh called on the headset to offensive coordinator Greg Roman, stationed upstairs in the coaches' booth, to relay Allen's play and get the go-ahead. Roman agreed wholeheartedly and, soon enough, quarterback Justin Herbert shoved a pass to Allen on the right side for a 7-yard gain.

Allen's 956th career catch with a little more than two minutes left in the Chargers' 25-10 victory over the Pittsburgh Steelers on Sunday at SoFi Stadium topped the previous franchise record held by Hall of Fame tight end Antonio Gates, who was among the crowd of 72,174.

"I was on the sideline and (Harbaugh) said, 'We're trying to get it to you,'" Allen said after catching two passes for 19 yards. "I said, 'Hey, just run the speed sweep.' It's the easiest catch I get. It's like a guaranteed catch. They actually called me a genius. Like, 'Why didn't I think of that?'"

Said Harbaugh: "I thought it was a really good call. Keenan's got family here. He wanted to do it in front of the home crowd and it was a great idea. We went with it and it was a great run, too. That was just tremendous. ... He's done a great job and it just feels great to be a part of it."

Allen's record-tying and -breaking catches were a footnote on the Chargers' third consecutive victory, a third dominating defensive clamping in a row. Above all, they gave Hall of Fame quarterback Aaron Rodgers fits from beginning to end, limiting him to 16-for-31 passing for 161 yards.

Chargers defensive backs R.J. Mickens and Donte Jackson intercepted Rodgers and outside linebacker Khalil Mack sacked him in the end zone for a safety in the first quarter. Rodgers was hurried and harassed and looked as uncomfortable as a four-time MVP could possibly look.

The Steelers were 0 for 9 on third-down conversion attempts until Rodgers led a late drive for a touchdown, completing a 27-yard scoring pass to wide receiver Roman Wilson that cut the Chargers' lead to 25-10 with 2:57 remaining in the game. Pittsburgh ended up 2 for 11 on third downs.

"Oh, wow," Chargers linebacker Denzel Perryman said. "I don't pay attention to that stuff, man. I just want to worry about the next play. But, wow, I didn't know that. OK, OK, the defense went out there and did their thing.

Shout out to the defensive line. Definitely gave (Rodgers) pressure."

Chris Boswell gave the Steelers a 3-0 lead with a 59-yard field goal with 10:25 left in the first quarter. The Chargers then went on a 25-0 run, with Mack starting things with his 35th career sack in three-plus seasons after they acquired him from the Chicago Bears before the 2022 season.

Cameron Dicker kicked a 32-yard field goal and Herbert hit Ladd McConkey for a 15-yard touchdown pass, and the Chargers were, if not exactly rolling toward victory, then at least avoiding the many misfires and letdowns that plagued Rodgers and the Steelers during a lackluster first half.

Dicker kicked two field goals in the second half, including one from 59 yards that extended the Chargers' lead to 15-3. Herbert and McConkey then set up Kimani Vidal's 2-yard touchdown run that made it 22-3 in the fourth quarter with a spectacular 58-yard catch and run down the left sideline.

All that remained was for Allen to get his record. He had already caught one pass from Herbert for a 12-yard gain in the second quarter to tie Gates. But he was something of a forgotten man in the plays that would follow as Herbert, McConkey and Vidal handled the offensive workload.

In the end, Allen agreed it was a unique way to break the record.

"A little bit," he said, chuckling. "Two catches were hard enough to get (Sunday)."

At that moment, with Allen's teammates celebrating his record-breaking catch by mobbing him along the sideline and spraying water on him, it was difficult to remember that the game turned on a defensive play by Mack, another likely Hall of Fame candidate when his playing days are done.

Mack charged through the Steelers' line to drop Rodgers in the end zone to narrow the deficit to 3-2 with 5:09 remaining in a lackluster opening quarter. Rodgers lost control of the ball when Mack hit him from behind, but fell upon it to prevent a Chargers recovery and a touchdown.

"He's a Hall of Famer," Chargers linebacker Daiyan Henley said of Rodgers. "So, for us to do that, it's not the easiest thing to do when you have a guy back there (that's so accomplished). He's a hell of a talent, obviously. We all know that. We just believed in the matchup up front."

Ageless Keenan Allen on the verge of an incredible feat for Chargers

By Sam Farmer
Los Angeles Times
September 25, 2025

EAST RUTHERFORD, N.J. — Raw speed was never his game, and maybe that helps explain why Keenan Allen has aged so gracefully in his NFL receiving career.

"Father Time isn't really nipping at his heels because he was never a 4.3 guy," said Hall of Fame receiver James Lofton, referring to Allen's time in the 40-yard dash. "He's like a designated

hitter in baseball or a great three-point shooter in basketball. Those players are always going to be there, and he has the ability to make them."

Allen, who could make NFL history Sunday when the Chargers play at the New York Giants, runs his routes with surgical precision and has Houdini hands, typically emerging with the football even when a defender is superglued to him.

"I don't count on my speed to get open," said Allen, 33. "It's more like, in close spaces I've got to win."

In another sense, he might be the fastest pass catcher in NFL history. He needs seven more receptions to reach 1,000 for his career, likely doing so in fewer games than any player ever. Sunday will be his 158th game. As it stands, the fastest to 1,000 is Marvin Harrison in 167.

Allen has caught touchdown passes in all three games for the undefeated Chargers, including a 20-yarder against Denver last Sunday that was astounding on both ends — Matrix-like sidearmed sling by Justin Herbert and jaw-dropping catch by Allen who was wearing a defender like an overcoat.

"I was in the end-zone family section right behind him," Zach Maynard said. "I was in shock. I didn't even know how to celebrate. It was one of those plays where you sit there and say, 'Oh, my God, did that actually just happen?'"

If Maynard was in shock, that's saying something. He's Allen's half-brother and his first quarterback, so he's intimately familiar with what the football world now knows: never underestimate No. 13.

"It's kind of like watching LeBron still dunking at 40," Maynard said. "Keenan's still competing at the highest level."

Allen, whose NFL seasons match his jersey number, is plenty youthful too. He doesn't "talk old," as coach Jim Harbaugh likes to say.

"You start talking old, you start playing old," Harbaugh said. "It's an obvious mindset. I don't see any difference [in him], just Keenan Allen doing Keenan Allen things that he's always done. Never once heard him talk old, so there's a pretty good chance he's not thinking it."

And to think Allen would have been OK calling it a career had the Chargers not reached out to him in August after the surprise retirement of Mike Williams. That's when Allen ran a comeback pattern, signing a one-year deal with the Chargers, where he spent his first 11 seasons before they traded him to Chicago last year.

"I just wanted to be back here playing with the guys I came up with and the colors I started with," he said.

Thirty-three isn't old to the outside world, but by NFL receiving standards, it's a flip phone in the age of Androids. With that long beard, Allen is Grip Van Winkle.

Hall of Fame receiver Tim Brown, who retired at 38, says elite receivers have two elevators. When the physical elevator goes down, the mental elevator rises, allowing the player new and crafty ways to get open.

"It's about working smarter, not harder," Brown said. "If I could avoid that fight at the line of scrimmage, or at the top of my route, then in my mind it just gave me the energy to play another play."

"The great thing about Keenan is he's an excellent route runner. He knows how to put his foot in the ground, and even being a big guy, get out and make things happen."

Allen, listed at 6-foot-2 and 211 pounds, appears even more solid than that. He played all sorts of positions growing up in North Carolina, and was recruited to Alabama as a safety. Maynard is three years older, and when he decided to transfer from Buffalo to the University of California, his younger brother decided to follow him to Berkeley.

In 2011, Allen's sophomore season, NFL scouts converged on a USC-Cal game in part to scout receivers such as Robert Woods, Marqise Lee and Marvin Jones. Cal lost, 30-9, but Allen had 13 catches for 160 yards.

Tom Telesco, who would be general manager of the Chargers two years later, was in the Indianapolis Colts personnel department at the time, working under the legendary GM Bill Polian.

"We're walking out of the stadium and Bill looks at me and he's like, 'Are you thinking what I'm thinking?'" Telesco recalled. "And I look at him like, 'You mean that sophomore receiver who was the best player on the field?' That was Keenan. Bill looked at me and said, 'He's Andre Reed.'"

That was lofty praise, considering Reed, a Hall of Fame receiver, was such an integral part of those Buffalo Bills who reached four consecutive Super Bowls. Polian was instrumental in assembling those teams.

"Andre was a little heavier — he was a tight end in college — but with great route runners like both of them are, guys I would term natural receivers, they're capable of adjusting to that loss of a step or half-step with the way they run their routes," Polian said. "Also, the way they work with their quarterbacks in terms of ball positioning."

Philip Rivers, longtime Chargers quarterback, was on the same wavelength as Allen. Similar to the relationship Allen now has with Herbert.

"There would be times where I'd holler at him out there like, 'Hey!'" Rivers said. "And he'd kind of nod at me like, 'I see it. We're good. Don't say anymore or we'll give it away.'"

Much of their communication was wordless.

"You could throw behind him and almost talk to him with the ball," Rivers said. "Depending where I threw it, he'd be able to throttle it on or off and make the catch."

Allen is particularly adept at having "late hands," waiting until the last possible moment to reach up and latch onto the football, rather than giving the defender ample time beforehand to prepare for the incoming pass.

"It's just repetition," said Allen, sitting at his locker while speaking to a reporter. "I could reach up my hands right now and catch a ball and you'd have never seen it coming. It just appears."

The memory of the USC-Cal game was still fresh in Telesco's mind when he was in the Chargers draft room in 2013. The team had a first-round grade on Allen but wasn't really looking for a receiver. Yet when the third round came around and Allen was still on the board...

"Keenan's card is sitting up there and [scout] JoJo Wooden tapped me and said, 'What about Keenan here?'" Telesco said. "I said, 'Look, we can do it but he's probably going to be inactive for the whole year and be a developmental player.' And JoJo said, 'Dude, just take him. Don't overthink this.'"

The Chargers did, and Allen played early because of various injuries at receiver. He led all NFL rookies with 71 receptions and broke multiple team rookie records.

"I had no idea the Chargers were going to take me," he said. "Never talked to them. Never took a visit."

The Chargers fooled everyone. They had late hands.

Why Keenan Allen's return to Chargers has been team's best offseason move

*By Daniel Popper
The Athletic
September 26, 2025*

EL SEGUNDO, Calif. — On the morning of Aug. 1, Keenan Allen took the field at the Los Angeles Chargers' practice facility for a private workout. Coach Jim Harbaugh and general manager Joe Hortiz looked on as Allen ran routes.

Workouts like these happen daily across the NFL. Some decision-makers like to get eyes on potential signings to see firsthand how they move. Harbaugh and Hortiz fall in this category. Even so, there was something different and rare about this workout — beyond the fact Allen had spent his first 11 seasons playing for the organization.

Starting quarterback Justin Herbert was throwing the passes.

Allen said he called Herbert to let him know he was arriving at the facility to work out at 9 a.m. The two, of course, had spent four seasons together with the Chargers from 2020 to 2023. "Yes, cool, I'll be there at 9," Herbert replied, according to Allen. The Chargers also encouraged Herbert to throw to Allen in the workout.

One of Herbert's favorite receivers was going to be back on his practice field? Herbert did not hesitate. Allen acknowledges now that catching passes from the starting quarterback in a workout was "abnormal."

"I didn't imagine myself ever doing (another) workout," he said. "It didn't even feel like a workout. It felt like routes on air."

The connection returned immediately. Herbert translated the route verbiage of the new offense, which has changed since the three offenses over their four seasons together. "It was just easy," Herbert said. Five days later, the Chargers signed Allen to a one-year deal. And through three games, Allen has emerged as perhaps the

most important and impactful addition Harbaugh and Hortiz made to their 2025 roster.

Allen leads the Chargers with 19 receptions, none more important than the 20-yard touchdown he caught in the fourth quarter of Sunday's victory over the Denver Broncos. The Chargers, who play the New York Giants this weekend, improved to 3-0 with the win.

The catch tied the score at 20 with 2:37 remaining. Herbert bounced off a sack attempt from Broncos defensive tackle Zach Allen. He escaped to his left. With Broncos edge rusher Nik Bonitto closing in, Herbert changed his arm slot and threw off his back foot through contact. Allen was covered in the end zone by Broncos cornerback Riley Moss, who had his back turned to Herbert. Allen flashed his hands at the last second to prevent Moss from making a play on the ball.

"I'm putting the ball in harm's way on a play like that," Herbert said, "and it's saying that I trust him to go up there and get it."

This trust was forged over four seasons. Herbert and Allen have always formed a symbiotic relationship on the field — Herbert elevating Allen; Allen elevating Herbert. Herbert believed Allen would make this play in this situation because he had done it before.

In Week 2 of 2023 against the Tennessee Titans, Herbert threw a touchdown to Allen on a fourth down on an almost identical play. Defensive tackle Jeffery Simmons won instantly up the middle and hit Herbert in the pocket. Herbert bounced off the sack attempt. He escaped to his left. He threw off his back foot through contact from an oncoming edge rusher.

Allen was waiting on the left side of the end zone. He flashed late hands and came down with the touchdown through a helpless cornerback.

"It feels normal," Allen said. "Just doing what I do."

It's what he does with Herbert, and that is being reliable in clutch moments.

From 2020 to 2023, Allen had 100 conversion receptions on third and fourth downs, according to TruMedia. Only Tyreek Hill had more such receptions in that span with 102.

Allen already has six conversion receptions on third and fourth downs through three games this season. Safety Derwin James Jr., who played with Allen for six seasons, coined the phrase "third-and-Keenan."

Allen's productivity in this phase was one of the differences in the Chargers' win over the Broncos. Allen had two third-down conversions in the fourth quarter, including a third-and-10 on the tying touchdown drive.

Allen also beat man coverage for a 9-yard reception on the winning two-minute field goal drive.

"The plays that he made in the second half were amazing," offensive coordinator Greg Roman said.

Allen is one of the smartest receivers in football. He has a thorough understanding of how to attack the leverage of defenders — an understanding he passed on to Herbert. That

transfer of knowledge started happening as soon as Herbert took over as the starter in Week 2 of his rookie season in 2020.

Allen would pull Herbert aside and provide valuable lessons on how to stem routes to take advantage of defenders' body positioning.

As Herbert told me in 2021, "Hearing that from him, it taught me a lot about it."

On a third-and-3 in the fourth quarter against the Broncos, Allen sat a route down in between two zone defenders. Herbert knew where Allen was going, how he was attacking the space. Herbert fired a missile to Allen's right shoulder, away from the sitting linebacker. Catch. Conversion.

This chemistry never left Herbert and Allen, even though they spent a year apart. Two of Allen's three touchdowns this season have come in off-script situations, with Herbert escaping the pocket and looking to create.

"To have a veteran like that who knows that and is able to see that," Herbert said, "it makes my job so much easier."

In a different universe, Allen would have spent 2024 with the Chargers instead of with the Chicago Bears. The Chargers approached Allen about taking a pay cut. Allen had no intention of doing so, as he made clear in August after he resigned. The Chargers then traded Allen to the Bears for a fourth-round pick.

Allen had 70 catches for 744 yards and seven touchdowns as the Bears lost 12 games.

"The plan was to do better than I did, obviously," Allen said. "But for whatever reason, that didn't happen."

Allen hit free agency. He had hopes of returning to the Chargers. But they had signed Mike Williams, Allen's former Chargers teammate and good friend, in March. The Chargers also drafted two receivers in April. The writing was on the wall.

Allen said he considered retirement. He also considered trying to play for the Los Angeles Rams to remain in Southern California, where he kept his house and family during his one year in Chicago.

Then, on the eve of training camp in July, Williams shockingly retired. Allen said he called Williams.

"You're done? Like, done done?" Allen asked.

Williams confirmed. Allen let Williams know he could be returning to the Chargers. Then came the workout, and the signing — "at a lower cost," as Allen jokingly points out.

"Still wish Mike could have been here," Allen said, "but definitely happy I can be back."

During training camp in 2021, Herbert was sitting in a conference room at the team hotel in Irvine, Calif. He was discussing the impact Allen had on his record-setting rookie season.

"I want to play with him for as long as I can," Herbert said of Allen then.

For a year, it looked like their time together had ended.

Now the Chargers are undefeated, and Herbert and Allen's most significant snaps as a duo could very well be ahead of them.

"It's been like he never left," Harbaugh said.

Keenan Allen is back: Why Chargers signed him now, and how he fits into WR room

*By Daniel Popper
The Athletic
August 6, 2025*

EL SEGUNDO, Calif. — Los Angeles Chargers undrafted rookie quarterback DJ Uiagalelei had been wearing No. 13 through the first three weeks of training camp, including in the Hall of Fame Game last week. It never quite felt right. Of course, that number had belonged to receiver Keenan Allen for 11 seasons, from 2013 to '23, as Allen became the leading wide receiver in franchise history.

On Tuesday evening at The Bolt, Uiagalelei jogged onto the practice fields wearing a different jersey, No. 7. Something was up. Moments later, the Chargers announced the reason: Allen had agreed to terms to return to the Chargers for a 14th season.

He is back.

"This is where he grew up," general manager Joe Hortiz said of Allen on the practice sidelines about an hour later. "This is where he became Keenan Allen."

Allen was under contract with the Chargers when coach Jim Harbaugh and Hortiz took over in early February 2024. Harbaugh mentioned Allen by name at his introductory news conference at SoFi Stadium, including him in the exciting "pros on this team." Six weeks later, the Chargers traded Allen to the Chicago Bears for a fourth-round pick. The Chargers were cap-crunched. They needed to clear space. They initially approached Allen about taking a pay cut, but the two sides could not come to terms. The Bears swooped in and offered a quality return.

Earlier this week, Harbaugh hinted at those comments he made at his introductory news conference. "You probably know my feelings on that, pretty much dating back to when I first took the job," he said. "The interest has always been in there in Keenan."

The Chargers brought Allen in for a visit on Friday. Harbaugh said that visit "went well."

"He did a lot of Keenan things," Harbaugh said. "It was an impressive workout."

Allen was in the final year of his deal when he was traded to the Bears. He became a free agent in March.

"We know how good he's been throughout his career, and he was out there on the open market still," Hortiz said. "A chance to bring someone of his caliber back (who) we think can help us win games, so we're fired up to have him."

The Chargers opted for an alternate reunion earlier this offseason when they signed Mike Williams to a one-year deal. Williams had spent the first seven seasons of his career with the Chargers. Like Allen, Williams was in the final

year of his deal with the Chargers in the 2024 offseason. The Chargers cut him to save cap space.

Williams filled a more logical role for the current Chargers roster. He had proven with the Chargers and quarterback Justin Herbert that he could be a down-the-field threat outside the numbers, particularly in contested-catch situations. That was a skill the Chargers were lacking, especially before the draft.

Williams, though, shockingly announced his retirement on the eve of training camp. That left a vacuum of sorts in the Chargers receiver room. They had talent, sure. Ladd McConkey emerged as true No. 1 option as a rookie. The drafted Tre' Harris in the second round and KeAndre Lambert-Smith in the fifth round. But this was a very young group. After Williams' retirement, Quentin Johnston was the career receptions leader in the room with 93.

Allen has 974 career receptions.

Hortiz admitted that Williams retiring "opened up more opportunity."

"We know Keenan brings veteran presence, and I think everyone knows that," Hortiz said. "What he's done in this league, all the pelts he has on the wall, you get a chance to add someone like that, you do it."

Where does Allen fit into the current makeup of the Chargers receiver room?

McConkey played a vast majority of his snaps in the slot last season. According to TruMedia, he ran 340 routes from the slot and 135 routes from the outside. He was also more productive in the slot, both in terms of total production and efficiency. McConkey averaged .08 expected points added per route on the outside and .14 EPA per route in the slot in 2024, according to TruMedia. He caught 29 passes for 385 yards and two touchdowns on the outside in 2024. He caught 52 passes for 761 yards and five touchdowns from the slot.

TruMedia's alignment data only goes back to 2019. So Allen's splits do not cover his entire career. He has played more in the slot in that span, the past six seasons. From 2019 to '24, Allen ran 1,810 routes from the slot and 1,344 routes on the outside. He caught 287 passes for 3,020 yards and 20 touchdowns from the slot. He caught 261 passes for 3,008 yards and 18 touchdowns on the outside. From an efficiency standpoint, Allen averaged .06 EPA per route from the slot and .08 EPA per route from the outside.

"I think he can help us in multiple roles," Hortiz said. "I really believe that. I think he's been that way his whole career, and I don't see that being any different now. ... You guys know how Keenan has been used everywhere he's been, and you'll see the same thing. A lot of versatility."

Hortiz added: "You get good players on the field, and you play them. So you can get creative with a lot of different players. Ladd's played a lot of slot. Ladd's also been productive outside. Keenan's played a lot of slot. Keenan's been productive outside."

McConkey and Allen now become interchangeable pieces. At the same time, there is a reason the Chargers focused primarily on outside receiver as they added in the offseason,

from Williams to Harris to Lambert-Smith. It seemed like a concerted effort to create complementary pieces around what McConkey brings in the slot.

Will the Chargers be getting the absolute most out of both McConkey and Allen if only one of the two can play in the slot in three-receiver packages? That is to be determined. Both players have certainly shown the ability to produce on the outside. Both players have also spent the majority of their time in the slot.

In the end, the Chargers needed a proven player at this position after Williams retired. And they brought back the most proven wide receiver in the history of the organization.

"You got a lot of good football players on the field that help you win games," Hortiz said, "and that makes you tough to beat."

Keenan Allen's journey back home to the Chargers

*By Fernando Ramirez
The Sporting Tribune
September 4, 2025*

It is no secret that Keenan Allen didn't want to leave the Chargers. He envisioned himself spending his entire career in powder blue.

Last offseason, Jim Harbaugh and Joe Hortiz came in and knew they had to fix the salary cap. Allen was asked to take a pay cut—something he shouldn't have had to do after posting 108 receptions, 1,243 yards, and seven touchdowns.

Instead, the Chargers traded him to the Chicago Bears for the 110th pick in the fourth round. Hortiz later packaged that pick, along with a second-rounder, in a deal with the New England Patriots to move up and select Georgia receiver Ladd McConkey. With the 137th pick in the fifth round, the Chargers also added Maryland cornerback Tarheeb Still, who went on to lead the team with four interceptions.

While the rookies shined in Los Angeles, Allen was in Chicago adjusting to a new offensive system, two different head coaches, and a rookie quarterback in Caleb Williams.

He played in 15 games, recording 70 catches for 744 yards and seven touchdowns, but the Bears finished just 5-12. It wasn't an easy year.

"I needed my team with me," Allen said.

By "team," he wasn't referring to his teammates but to his wife, Ciara, and their four children, who stayed in Southern California while he lived in Chicago. The family decided not to uproot for five months, choosing instead to let the kids remain in school and stay close to their friends.

Even from the Midwest, Allen kept tabs on the Chargers, watching how they fared throughout the season. He noticed McConkey's breakout rookie year—one that saw him break many of Allen's own franchise rookie records.

"He had a couple more games," Allen said with a laugh.

Allen also kept a close eye on Quentin Johnston, who had been a rookie during his final year in Los Angeles. At the time, Allen had been vocal

about advising Johnston to block out outside noise and focus on his development.

That growth showed in 2024, as Johnston nearly doubled his rookie-year production with 55 receptions for 711 yards and eight touchdowns.

"His confidence is building," Allen said of Johnston. "I think he's ready to show this year even more."

He even watched the Houston Texans eliminate the Chargers in a 32-12 loss—a game where McConkey was the only real receiving threat, finishing with 197 yards and a touchdown. The next-best receiver that day was tight end Will Dissly, who managed just 16 yards.

"They could have used me," Allen said.

Allen admitted it hurt to watch his old team go down like that after such a solid year under Harbaugh. His mind, as always, was breaking down defenses and imagining where he could have taken advantage of their weak spots.

Even though he had nothing to do with the matchup against Houston, Allen instantly recognized how he could have helped.

"Just because of the way Houston plays—they run man so much," Allen said. "Definitely could have been a help."

The Free-Agent Wait

He entered the offseason as a free agent for the first time in his career but didn't receive the kind of offers he felt matched his value.

"I think I got down played," Allen said. "That is part of the chip."

That chip on his shoulder has fueled him throughout his career—whether it was Mike McCoy rarely giving him first-team reps as a rookie in training camp, his Madden rating, or top receiver lists. Allen has always thrived when doubted.

He stayed in shape, continued his workouts, and waited for the phone to ring—hoping it would be the Chargers calling.

But instead, the Chargers went younger, drafting Tre Harris and KeAndre Lambert-Smith while also bringing back Allen's former teammate, Mike Williams.

During his first press conference, Williams expressed his desire to reunite with Allen and quarterback Justin Herbert.

"We ain't gonna speak on that. We ain't gonna talk about that," Williams said with a few laughs. "I'd love that, though. I would love that... That's my dog. We'd be together every other day. Yea, I love that. Why not?"

On the first day of training camp, however, the Chargers announced that Williams would be retiring after the numerous injuries he had sustained throughout his career.

The Call Back Home

A couple of weeks later, Allen finally received the call he had been waiting for—the Chargers wanted to bring him in for a workout.

Before moving forward, Allen reached out to Williams out of respect, letting him know he might be returning to the team.

"I ain't tripping bro, go do your thing," Williams responded to Allen.

Allen admitted that if Williams hadn't retired, he doesn't believe he would be back. But as he put it, things happen for a reason.

He also credited the fans for playing a role in his return. Throughout the process, they flooded social media with calls for the team to bring him back.

"Grateful, feeling the love for sure," Allen said of the support. "The whole way through the process last year, this year. Like I said, I always wanted to be back."

Reunited with Herbert

From 2020 to 2023, Allen shared a unique relationship with Herbert—so strong that he once joked that if they both went on the field blindfolded, the quarterback could still find his receiver. That connection translated into 376 completions for 4,088 yards and 25 touchdowns over 52 games.

Allen noticed during workouts and the first few practices back that the chemistry was still there, though some areas still needed work.

"For me, the pitch and catch stuff has been picking up where we left off," Allen said. "Just learning a new offense where they like the spots, the splits and stuff like that. That's where we are just trying to build the chemistry on that."

Safety Derwin James is one of the players who lights up every time Allen's return comes up. He knows firsthand how dangerous Allen is on third down.

"They already have the connection," James said. "It's like having your boy back with you."

In Allen's absence, Herbert developed a strong rapport with rookie receiver Ladd McConkey, connecting on 82 passes for 1,149 yards and seven touchdowns while throwing only three interceptions. Allen has noticed Herbert's growth heading into their fifth season together.

"He's more confident, he's more composed," Allen said. "He knows this offense like the back of his hand. So I'm excited about it."

Mentoring the Young Guns

Before Allen's return, some NFL experts questioned whether he and McConkey could coexist in the same offensive scheme, given that both primarily play in the slot. Allen dismissed the concern.

"You got two guys that know how to play football, love to play football and compete," Allen said. "I think you can put us anywhere. I'm a guy who can be anywhere on the field and obviously he showed last year he can do it all, too."

McConkey agreed, noting the flexibility of the system offensive coordinator Greg Roman runs.

"The great thing about our offense is we can all move around," McConkey said. "One by three formations, whoever it might be, me, Q, Keenan, [Reagar], whoever is out there, we can all rotate

and be in different positions and scheme it up the way they want and have whoever run what route then we can rotate and run another way."

Roman also feels confident it will work.

"There is great communication going on there too, so that's great as well," Roman said. "He scoffed at it. I scoff at it. There we are."

Even after only a month back with the Chargers, Allen was already voted a team captain.

"The respect he has from his teammates spoke volumes," Harbaugh said of Allen being voted captain.

The Chargers' receiving room features a mix of young, talented players—some experienced, some not—but all capable of making plays for Herbert. Allen has watched them closely in practice and preseason games. His first opportunity came in the Rams preseason matchup, where Tre Harris caught six passes for 85 yards and KLS had two catches for 66 yards and a touchdown.

"Definitely impressed by the young guys," Allen explained. "Just how polished they are, the techniques that they already have, the speed of the game, and the confidence."

With the receiving room's inexperience, a veteran presence was needed. While Mike Williams had been brought back, his retirement made Allen the obvious choice due to his familiarity with the team and desire to help elevate those around him.

"He's been doing it for a long, long time," Harris said. "I've even talked to him about his career, just like all the ups and downs he's gone through. It's great to have a vet like that in your room."

Before Allen returned, McConkey told the "Kay Adams Show" that he would have loved to have Allen as a teammate to pick his brain. He even tracked down Allen's past practice tape to study his route running. Now, Allen is right there in the room.

"He's a student in the game," McConkey said. "He's been around a lot, seen tons of different looks and ran tons of different routes. Asking him that it's been helpful, and it's been huge for not only for me, but our entire receiver room."

Allen, in turn, has observed how McConkey approaches preparation and game day. He quickly noticed the rookie's dedication.

"Just seeing it in person speaks volumes to his work ethic," Allen said of McConkey. "He does it day in and day out. He comes in and he works. He's one of the first guys here. He's always getting the extra body work."

Another player Allen sought out was second-year cornerback Tarheeb Still, who came to the Chargers via the Allen-to-Bears trade through the Patriots.

Allen noticed Still's number, 29, flashing on the screen last year and didn't hesitate to call him out.

"We going to get after your ass," Allen told the second-year cornerback.

Still, not usually a trash-talker, admitted that the veteran receiver's challenge excited him to face Allen in practice.

"I really took it as 'Okay, let's go. I get to compete against one of the best to play receiver. So, I took it as a challenge,'" Still said. "Kind of got me going a little bit. Kind of got me fired up."

Still knows that going up against Allen isn't for the faint of heart and views it as a chance to improve.

"It's really fun to go against him in practice," Still said. "He talks a lot, so you get to go at it. You get to compete. He runs great routes, so you get great looks. You really get to get better. So I appreciate all the work."

The young receivers aren't the only ones seeking Allen's guidance. After plays where they face each other, Still said he goes to the veteran to learn how to improve.

"He tells me what he sees when he's attacking, how he's going to attack certain routes, what kind of look he's going to give—so stuff like that, stuff I can learn from," Still said.

At this point in his career, Allen is focused on winning. He has been coached by Mike McCoy, Anthony Lynn, Brandon Staley, Matt Eberflus, along with Giff Smith and Thomas Brown (interim head coaches).

He's experienced great wins, ugly losses, and everything in between.

Allen believes the team can succeed under Harbaugh.

"I think so, he has a different approach," Allen said of Harbaugh. "He just gets it off in a different way, and it just means a little different. It's coming from a different place. So I think it's good."

He also feels the young players feed off the culture Harbaugh has instilled.

"Everybody wants to win," Allen said of the team. "Everybody wants to get their job done. The culture is unmatched."

Allen's focus is clear: make an impact, play football, and win a Super Bowl. On paper, this Chargers squad has the best chance to do so because of the talent and depth around it in all the years Allen has been a pro..

The team boasts more depth than big names—a mix of veterans and young players, with Herbert at quarterback and strength across all skill positions.

Allen knows his role with this Chargers team: it's the same one he's had since being drafted in 2013, the same role he believes could finally help the Chargers overcome their playoff slump.

"I don't think it changes for me," Allen said. "Be Keenan Allen, do what you do. Get open, catch the ball."

Joe Alt

Chargers' Justin Herbert on Joe Alt TD celebration: 'We're both just big kids'

*By Daniel Popper
The Athletic
October 31, 2025*

EL SEGUNDO, Calif. — Joe Alt was back last week for the Los Angeles Chargers, and so was the most wholesome touchdown celebration in football.

It was late in the first half of the Chargers' blowout win over the Minnesota Vikings last week. Alt had missed three straight games with a high ankle sprain, but he returned for this prime-time matchup.

On a second-and-10 from the Minnesota 27-yard line, Chargers quarterback Justin Herbert dropped back to pass, his blindside secure with Alt locking down Vikings top edge rusher Jonathan Greenard. Receiver Ladd McConkey was one-on-one on the outside against Vikings cornerback Jeff Okudah. McConkey hesitated off the line of scrimmage before surging open down the right sideline. Herbert dropped a pinpoint throw into McConkey's waiting arms. Touchdown.

The Chargers took a three-score lead. Alt ran over to Herbert, and the two teammates, standing 5 feet apart, started jumping up and down with their hands raised above their heads.

It was hard to miss. Alt is 6-foot-8. Herbert is 6-foot-6. They were two of the tallest players on the field.

"We're both just big kids," Herbert told The Athletic this week of the celebration. "And I think he's definitely just a bigger kid than I am."

Herbert towers over most of his teammates, but Alt is one of the few who look down on the quarterback.

Two mountainous men channeling their unbridled football joy.

"He came back," Herbert said of Alt, "and then it was just a perfect moment for it."

The origin of the touchdown celebration is a perfect representation of Herbert and Alt. There was no planning. It is not a callback to any movie, television show or video game.

Across the league, NFL players debut new choreographed celebrations after every turnover forced and touchdown scored.

And then there are Herbert and Alt, emoting organically in front of the world.

"It's pure," Alt said. "Us just being us."

When asked about the origin of the celebration, Herbert went back to the Chargers' Week 16 win over the Denver Broncos last season. Late in that game, Herbert shoveled to running back Hassan Haskins, who weaved through the Broncos defense for a win-sealing 34-yard touchdown.

Herbert and Alt embraced in a hug at midfield as the SoFi Stadium crowd erupted.

Team videographers captured Herbert and Alt talking on the sideline after the score.

"Was that not the coolest thing at the middle of the field?" Herbert said.

"Yes," Alt replied, nodding.

Herbert said this season's celebration is an "extension" of that hug.

It has been a natural progression. In a training camp practice this summer, Herbert fired a dart to receiver Tre Harris in the back of the end zone for a touchdown. It was one of Herbert's best throws of camp. After the play, Alt ran up to Herbert, screaming. Alt raised his hands above his head and started jumping up and down. Herbert followed. The teammates started high-fiving repeatedly.

"We just saw each other, looked each other in the eyes and jumped up and down," Alt said. "From here on out, it's been a thing."

Herbert was mic'd up that day in camp.

Cameron Dicker

Chargers' Cameron Dicker at the forefront of a redefining era for NFL kickers

*By Sam Farmer
Los Angeles Times
October 17, 2025*

When the Chargers are successful — and they have won four of six games this season — you can most often trace the results back to two elite components: the arm of Justin Herbert and the leg of Cameron Dicker.

The football world celebrates the former. Herbert has pinpoint precision, even when draped in defenders. But the latter, Dicker's record-breaking reliability, has almost become an afterthought. He's going to make his kicks.

Nearly 80% of NFL games were decided by one possession last season, underscoring the value of a kicker who can deliver three points time after time. For instance, Dicker tied a career high by kicking five field goals in the 29-27 win at the Dolphins, including the 33-yard clincher — and in his five seasons he has never missed a field goal of 40 yards or fewer.

"Boiled down to the base level, yeah, you kick a ball through the pipes," said Dicker, 25, whose team plays host Sunday to the Indianapolis Colts. "But a lot goes into it. You've got to have a great holder, a great snapper, and then great field-goal protection. And then you have to be able to do your job at a high level to keep a job here in the NFL nowadays."

Dicker has made 105 of 111 career field-goal attempts, giving him the best career percentage (94.6) in league history by a player with at least 100 attempts.

"This is a guy that, just under the radar, has continued to be absolutely excellent throughout his career," said retired NFL kicker Jay Feely, who spent a decade as a CBS analyst. "He continually makes his kicks in the big moments and is becoming one of the best kickers in the NFL."

Some of the league's most significant changes are happening in the kicking game. Coaches are increasingly comfortable with long field-goal attempts, making 60 yards feel like the new 50.

The numbers back this up. Field-goal attempts of 50 yards or longer have nearly tripled since 2010, when there were 108 in the entire season. Through six weeks this season, there have been precisely that many, 108, meaning the league is on pace for almost 300.

What's more, the accuracy of those long kicks has risen dramatically. Kickers made 54.6% of those attempts in 2010 but are currently making them at a 71.3% clip.

That has changed strategies. Now, drives that stall around midfield are no longer automatic punting situations but true scoring opportunities.

The NFL record for the longest field goal stood at 63 yards for 43 years — set first by Tom Dempsey, then tied by a handful of others — before Matt Prater made a 64-yarder in 2013.

Longtime Baltimore kicker Justin Tucker has the record at 66 yards, but the booming Brandon Aubrey of the Dallas Cowboys has kicks of 65 and 64 yards. This past summer, Jacksonville's Cam Little made a 70-yarder in a preseason game.

"I think there's an increased confidence in coaches giving players the opportunity to go out there..." said Dicker, whose longest made kick is 59 yards. "I think guys in the past have had the ability to make long kicks and that some coaches haven't trusted it at times. But you're seeing a little bit of a change in that."

Longtime NFL kicker turned kicking coach Michael Husted points to a number of factors in the evolution of the position. Players are starting younger and specializing in kicking, he said, as opposed to sampling other sports. Technology and analytics have made training more efficient and effective. Private coaching, which used to be somewhat exotic, is now commonplace. And people are taking the mental aspect of the game far more seriously.

"Back then, seeing a sports psychologist was, 'What's wrong with you?'" Husted said. "Now, mental training is part of a three-pronged approach: weight room, on-field and between the ears."

Feely knew that life from two different angles. He played 14 seasons in the NFL, then watched his son, Jace, who kicked for Arizona State then Colorado.

"Kicking still comes down to your ability to handle failure," Jay Feely said. "Every kicker is going to miss, and they're going to miss critical kicks. Can you handle failure? Can you come back and not allow that to break you?"

"A lot of kickers I've talked to didn't retire because they couldn't do it physically anymore. They were just done with the mental grind."

As for Dicker, in those high-pressure moments, he leans heavily into his faith as a Christian for perspective.

"For me, at the end of the day, I know I'm loved regardless of what happens," he said. "So I don't really care if I make or miss kicks. I've got to go out there and do the best I can. And once I kick it, it's off my hands."

He finds it helpful to keep gratitude front and center.

"There's a study I read that gratitude and anxiety come from the same place in your brain, and the two cannot coexist," he said. "It's an either-or situation."

No matter the faith, Dicker delivers religiously.

Justin Eboigbe

With a heavy heart, Justin Eboigbe delivers career game for Chargers

*By Fernando Ramirez
The Sporting Tribune
October 24, 2025*

INGLEWOOD, Calif. -- Last Sunday, Chargers defensive lineman Justin Eboigbe walked off the field feeling like he had played the worst game of his young NFL career.

He didn't record a single tackle, pressure, or stat.

"I felt like I played my worst game this past game and the news I got even worse," he admitted.

The Chargers went on to lose 38-24 to the Indianapolis Colts, with the defense managing just five quarterback hits and one sack. It was an ugly performance in all phases.

But the news Eboigbe received after the game was even more devastating.

"Hearing that my grandma, passed away after the game," Eboigbe said. "At the end of the day it's tough."

His grandmother meant the world to him, and though it was a short week, he knew he needed to lock in.

"Just knowing the woman that she was," Eboigbe said. "She wouldn't want me to be down. She would want me to give it all I got. One thing I just kept saying this whole weekend, especially during the game I just want her be with me."

Eboigbe responded with the best performance of his young career. He recorded two sacks, three tackles, three quarterback hits, two tackles for loss, and four total pressures in their 37-10 victory over the Minnesota Vikings.

He was all over Vikings quarterback Carson Wentz. On the second drive of the game, Wentz dropped back on 3rd-and-11, and Eboigbe split between the center and guard, driving the left guard to the ground before sacking Wentz to force a punt.

His second sack came right before halftime. After Odafe Oweh sacked Wentz to force a 2nd-and-11, Eboigbe pushed the right guard into the center, freeing up Tuli Tuipulotu. Wentz escaped Tuipulotu's grasp, but the Alabama product cleaned it up for the sack.

"I think I mentioned it earlier, some of our young players are really doing a great job and Justin Eboigbe, how about him?" Chargers head coach Jim Harbaugh said. "Two sacks, Justin Eboigbe, there was another great performance by him."

It was a dominant showing played with a heavy heart — a performance Eboigbe dedicated to his late grandmother.

The second-year defensive lineman has taken a significant step forward in 2025. Drafted in the

fourth round last year, he appeared in just five games as a rookie. That experience fueled him.

"I felt bad last year," Eboigbe said. "I felt like I didn't help the team, being an inactive guy, but progress must progress. I just feel like, man, you just keep standing up there, getting better each and every day. Don't let the outside noise or external factors out there affect your mindset."

This season, he's played in all eight games, recording 18 tackles, four tackles for loss, six quarterback hits, and four sacks — the second most on the team.

Eboigbe said he plans to continue honoring his grandmother and believes the best is yet to come for the Chargers defense.

"Man, it was special," Mack said of Eboigbe. "But it's a testament to all 11 guys working hard together, man, trying to make plays and dominate a football game."

Oronde Gadsden II

Chargers' early riser Oronde Gadsden II making a good first impression

*By Elliott Teaford
OC Register
June 16, 2025*

EL SEGUNDO — Rookie tight end Oronde Gadsden II usually wakes up at first light, which these days in Southern California is about 5 a.m. He hasn't adjusted to the Pacific Time Zone after living all of his life in the Eastern Time Zone, so it's been difficult to get back to sleep in an unfamiliar hotel room. Then he's out the door and on his bike for an 8-minute ride to the Chargers' practice facility.

Is anyone else around The Bolt at that unspeakable hour?

"The security guy," Gadsden said.

It's too early for breakfast.

The locker room is empty.

So is the training room.

And the weight room is, too, although strength and conditioning coach Ben Herbert usually isn't far behind.

Gadsden, 21, then heads onto one of the three practice fields hours before the sun breaks through the marine layer and well before he's required to be on hand for the last of the Chargers' organized team activities this week before a nearly monthlong break before the start of training camp on July 17.

So far, perhaps the most difficult part of practices and workouts for Gadsden since the Chargers drafted him in the fifth round in April has been adjusting to the different time zone. He's been early for practice, for workouts, for meetings, for breakfast, for every aspect of his rookie year.

"Being around when my dad was playing kind of taught me the ins and outs and how everything is going to go," Gadsden said of his father, also named Oronde, who spent six seasons as a wide receiver with the Miami Dolphins between 1998 and 2003. "Most of it has gone how I expected."

The elder Gadsden also drilled one very important lesson into his son's head.

"My dad always told me that you should show up early," Gadsden said.

In addition to impressing Chargers coach Jim Harbaugh, tight ends coach Andy Bischoff and veteran teammates such as fellow tight ends Tyler Conklin and Will Dissly, Gadsden's early arrivals have had another benefit. Gadsden has walked through the playbook on his own on the field.

"Coach Herb," as the Chargers call him to distinguish him from quarterback Justin Herbert, suggested Gadsden hit the field early in order to drill down on the plays and better prepare for team walk-throughs and practices that often don't start until noon or later. It's been very helpful.

"He was really the one that came up with that," Gadsden said of Ben Herbert.

Conklin and Dissly have been helpful in mentoring Gadsden as he makes the transition from Syracuse University to the Chargers. The tight end's job isn't just about catching spirals from Justin Herbert. It's also about blocking and clearing space for running backs Najee Harris and Omarion Hampton.

"He wants to listen, he wants to learn," Bischoff said of Gadsden. "All you ever ask of a blocker is a willingness, and we can take it from there. If they have a willingness, then you've got to hone in on the fundamentals and help them grow. If they don't have a willingness, that's a challenge."

"He has a willingness."

Gadsden also has shown in spring practices that he can make plays, which in addition to his 6-foot-5, 236-pound frame, was what attracted Chargers general manager Joe Hortiz to him before the draft. The Chargers believe he can be another reliable target for Justin Herbert.

Last season at Syracuse, Gadsden caught 73 passes for 934 yards and seven touchdowns in 13 games. He was a third-team AP All-America selection and a first-team all-Atlantic Coast Conference pick in 2024 and 2022 after moving to tight end from wide receiver before the '22 season.

"It's way early, way early, but he's twitchy," Bischoff said in evaluating Gadsden's play so far. "He separates. He does some really good things in the passing game, and I think, as he's become more comfortable in our system in the last four or five days, people are beginning to see that."

Now, if the Chargers can just get him to sleep past the crack of dawn.

Omarion Hampton

The Inside Story of How the Chargers Drafted Omarion Hampton

By Eric Smith
Chargers.com
June 2, 2025

The night before Round 1 of the 2025 NFL Draft, the Chargers held a gathering at a restaurant in El Segundo.

Chargers General Manager Joe Hortiz was there, as was Head Coach Jim Harbaugh and his staff, the entire scouting and personnel team and several other departments within the Bolts front office.

The event was to celebrate months of hard work and commitment that would culminate over the next three days beginning with the No. 22 overall pick, which the Chargers held in the first round.

"It's a cool thing to just bring people together," Chargers assistant general manager Chad Alexander said of the get together. "After going through the process and debating with each other about this player or that player in our draft meetings, we're still all in this thing together. It always comes from a good place. Everyone was excited. You look around at each other and it's like, 'We're going to go all in this weekend!'"

As he mingled about at the get together, Alexander couldn't shake a premonition that Omarion Hampton was going to end up as a Los Angeles Charger the next night.

Alexander, of course, knew that the uber-talented and productive North Carolina running back might not even be available at No. 22 overall.

Others in the front office felt the same way.

"You hope," said James MacPherson, a Chargers regional scout whose area includes North Carolina.

"But there was no certainty and no guarantee because other teams are looking at the same film and same things we're looking at," MacPherson added. "I felt like he was an elite player, and those guys usually go early."

Even so, Alexander simply had a hunch and wanted to find a way to pass the intuition along to Hortiz.

Alexander was slated to give Hortiz a ride back to the team facility after the event and figured that was as good a time as ever.

"We were at the restaurant and I was thinking, 'OK, how can I tell Joe this?' But he actually brought Hampton up on the way home first," Alexander recalled with a laugh.

"I was dropping him off back at the facility and said, 'I think it's going to be Hampton.' We all just loved him," Alexander added.

Roughly 24 hours later, the Chargers turned in a card that made Hampton their first-round pick in 2025.

"When it was him, we were thrilled," Alexander said.

"Fired up to get him," Hortiz said in a press conference after the first round.

Over the past few weeks, Chargers.com spoke to various scouts within the Bolts front office for a deep dive on Hampton as a player and a person.

Here's the inside story of how Hampton ended up in powder blue.

'Who the heck is that?'

Let's go back to the beginning.

MacPherson's region is made up of eight states — Virginia, Maryland, North Carolina, South Carolina, Georgia, Kentucky, Tennessee and New York — meaning he must be strategic on how he handles school visits and which games to attend.

As fate would have it, MacPherson was in Chapel Hill on August 27, 2022, to watch North Carolina open the season against Florida A&M.

It was the very first college game for Hampton, a four-star prospect who played high school ball roughly 50 miles from UNC.

Hampton's first impression on MacPherson was a notable one as the running back scampered for 101 yards with two touchdowns in his college debut. It was the first time a UNC true freshman had hit 100 rushing yards in his first college game since 1946.

"He was a true freshman, and they were already excited about him," MacPherson said. "He kind of stood out and I was like, 'Alright, I'm going to be following this guy.'"

"I was scouting some of the older players but even as a true freshman he looked like he was a junior," MacPherson added. "You're looking at a line and it's like, 'Who the heck is that?' He was one of the biggest, strongest-looking backs they had."

MacPherson later caught two of Hampton's games in 2023 when the running back was a sophomore.

Hampton scored twice in the 2023 season opener against South Carolina and rumbled for 234 yards and three touchdowns on just 26 carries the following week against Appalachian State.

"You star those guys," MacPherson said of his scouting process.

Alexander also saw Hampton play in 2023 when he was the Director of Player Personnel for the New York Jets.

Hampton went off against Miami that October night as he racked up 217 total yards and three scores, including 197 rushing yards and two touchdowns on the ground.

By the end of the 2023 season, and even into the spring of 2024, everybody in the NFL scouting world knew about the rising running back from North Carolina.

A season with 1,504 rushing yards and 15 touchdowns will do that.

But Hampton also wasn't eligible for the draft yet, and scouts also wanted to see if he could replicate that success again in 2024.

A repeat performance

North Carolina spent much of the 2023 season as a Top 25 ranked team.

Experts credited their strong season to quarterback Drake Maye, who threw for 3,608 yards and 24 scores and went on to be the No. 3 overall pick in the 2024 NFL Draft.

As Hampton geared up for his junior season, many wondered how Hampton would fare without a surefire first-round pick at quarterback next to him in the backfield.

"When a team has a big-time quarterback like Drake Maye, who could throw it all over the field, defenses are going to kind of try to defend that," MacPherson said. "So, they're going to probably play some extra defenders in coverage to basically stop the pass, and that probably opened up some more run lanes, lighter boxes on defense for Omarion to run through."

With Maye in New England, Hampton thrived as the focal point of the Tar Heel's offense.

He matched his rushing touchdown total (15) from the season before but had more rushing yards (1,660) and more yards from scrimmage (2,033) — all while North Carolina rotated at quarterback after Max Johnson, the starter to open the season, was lost for the year in Week 1 with a leg injury.

Add it up and Hampton actually tallied more 100-yard games as a junior (10) than he did as a sophomore (eight).

Hampton had 1,726 total yards as a sophomore, which accounted for 27 percent of UNC's offense. That output shot up to 38.5 percent last season when he tallied 2,033 of the offense's 5,287 yards.

Hortiz compared the two seasons unprompted at his press conference after the Chargers selected him at No. 22 overall.

"I go back to last year when I was evaluating Drake Maye and other players in North Carolina in the Fall. He stood out back then," Hortiz said. "There was just this big physical runner with breakaway speed and punishing people and making guys miss. It was like, 'Wow, this is a heck of a back.'"

"And to watch him do it again this year — two years of production, durability, high character, work ethic off the charts — everything about him, that's what makes him stand out," Hortiz added.

Hampton, who averaged exactly 5.9 yards per carry in each of his final two seasons in college, made the same impression on others, too.

"I factored it in a lot," Alexander said. "You have to factor in not only who he's playing against but also who he's playing with. The year before, he was playing with a top five quarterback and was extremely productive."

"This past season he was the focal point of the offense and found a way to be productive," Alexander added. "You turn on the tape every time and see the same thing. That's just a credit to him."

MacPherson said: "That also checked another box for us in terms of, 'Hey, was it just the quarterback?' No, this guy had back-to-back productive years with and without an NFL quarterback.

"To be honest, I would say he had a better year [in 2024] because he had to run against some heavier boxes and probably break a few more tackles than he did in the past," MacPherson added.

All eyes on Hampton

The scouting process for an NFL prospect is about more than on-field production, of course.

That's the starting point, to be sure, and it's an area Hampton excelled at as he put up gaudy stats during his time at North Carolina.

"When you watch him, he's physical, he's explosive, he's tough, he's got great balance, he's got excellent speed, gets outside, finishes long runs, breaks off long runs," Hortiz said. "When you watch him in the secondary, he just lowers the shoulder and runs through tackles ... he also has value as a pass receiver."

Hortiz later added: "A three-down back. And probably a four-down back."

Alexander couldn't agree more.

"This is a grown man's sport, and he plays the game like a grown man. That's probably the highest compliment you can give to a back like him," Alexander said. "He has a style that is tailor-made for the league and that's why we were excited to get him."

But when a team decides to spend a draft pick on a player, especially in the first round, they want to make sure that prospect will fit into their team in more ways than one.

MacPherson described something called 'The Charger Mentality,' a mantra that Hortiz and Harbaugh brought to the organization when they arrived last January.

In simple terms, this mentality measures what football means to a player. Is he just in it for the fame and financial security? Or is there a hunger there that will help him succeed at the next level?

"Does he love football, and does he love the process? Is he a guy that's going to do what it takes to be successful and help his team be successful in terms of doing the little things?" MacPherson said. "Sometimes those are hard and tedious but that's what it takes to be a successful player or an elite player that can compete at the NFL level.

"He certainly was doing all those things on the field and off the field. I don't think [his production] was by accident. He very much trains like a pro already, which was great to hear," MacPherson added.

Part of MacPherson's job is to go into schools in his area and talk to staff members about prospects.

This could be a head coach, sure, but also other coaches, members of the football staff or academic advisors.

MacPherson recently recalled what he learned about Hampton as he learned more about him as both a person and a player.

"No matter who we talked to throughout this entire process, we couldn't find anybody to say anything bad about this kid. Nobody," MacPherson said. "That's rare but, every once in a while, you do find a guy who checks every box."

While MacPherson was doing his homework on Hampton, Ethan Brodsky was, too.

Brodsky is also a regional scout for the Bolts who primarily covers the Northeast.

But Hortiz recently introduced a crosschecking measure of sorts to the Chargers scouting department where regional scouts have a state or two that a pair of them will work on.

MacPherson, for example, crosses over into Maryland and West Virginia with Brodsky, who in turn will go into North Carolina on his own.

"Joe is big on overlap. Getting more eyes on players is the most important thing, and that definitely helped," Brodsky said.

The result?

A clean and thorough evaluation from multiple scouts on Hampton.

"It very much aligned, the type of player he is, the type of person he is," Brodsky said of his collaboration with MacPherson.

And while Brodsky didn't see Hampton play in person, he had an in-depth conversation with Natrone Means, North Carolina's running backs coach and a former Chargers Pro Bowl running back.

Means raved about Hampton's work ethic and training habits, as well as the fact that he was a standout person off the field and in the community.

Brodsky got an up-close look at Hampton in practice and came away impressed.

"I went there in October, and it was a walk-through day, a Thursday before they played Florida State," Brodsky said. "He was the first one in line in every drill. It's only a walk-through and these are things he's done probably 1,000 times but the way he worked was incredible.

"It was an over-the-top work ethic. That speaks volumes," Brodsky added.

MacPherson came away with the exact same vibe.

"You watch him in practice, and he was always doing something. And it wasn't like he was drawing attention to himself and distracting players," MacPherson said. "He was their No. 1 back so if it's special teams and field goals, he's over in the corner catching balls or working through the ropes.

"He was constantly doing something on the side to try and improve his game," MacPherson continued. "You saw some of those practice habits right away. It's like when you go to our practice and you see Khalil [Mack] working on the bags during special teams. He's always working on something.

"I could tell Omarion just loves ball and wasn't resting on his laurels. And that was every practice I saw him at. He just wouldn't stay still, even punching the bag in pass pro," MacPherson added. "It wasn't like he was sitting on the bench and sipping on Gatorade. I knew this was a guy who would fit right in on our practice field."

By the time the 2024 season ended, it was clear that Hampton was among the top prospects in the 2025 draft class.

And as the Chargers prepped to meet with Hampton in person, they would continue to be blown away by him.

A Bolt & Hammer

Kiel McDonald was more than excited to add Hampton to the Bolts running back room this offseason.

But truth be told, the Chargers running back coach had hoped to coach Hampton earlier in his career, too.

McDonald formerly coach running backs at the University of Utah and at USC. Even then he had heard about a high school running back all the way over in North Carolina.

"There was this running back that they said looks like Herschel Walker and he's all the way out in Carolina," McDonald said. "I'm like, 'I don't know if we're going to get a kid on the West Coast from Carolina.' I got a chance to see the tape, see the workouts and he's always been a big, strong, physical specimen.

"As the years continued to progress, that dude has 'it'. There's that 'it' factor you see in a back, whether it's things you can pull out of somebody or things he already has," McDonald added.

Fast forward to the spring of 2025 when McDonald finally got the chance to meet Hampton at the NFL Scouting Combine.

Already impressed with Hampton's play on film, the Chargers contingent in Indianapolis swooned after his in-person interview.

"I thought he could regurgitate his scheme, his offense and what he was taught," McDonald said. "We threw some random plays from his season on the TV screen and wanted him to talk us through it.

"What's the running back read here, what's his footwork, what's his track? He knew exactly what to say," McDonald added. "Talked about blitz pickup, how he was taught there, understanding how to scan. Just being able to tell us exactly how he's been taught, that was impressive. He is a smart dude, and he is a hard worker."

By that point, MacPherson and Brodsky had already submitted their year-end reports to the front office.

The Chargers host their regional scouts in December for meetings and the chance for them to attend a home game.

Scouts submit their Top 30 reports to Hortiz and Alexander, which is a list of the best players in their region.

Was Hampton the No. 1 player on MacPherson's list?

"He was," MacPherson said with a laugh. "And he stayed there."

With Hampton squarely on the Chargers radar, it was time for others in the scouting department to evaluate Hampton, too.

Jaylen Bannerman-Oden is a college and pro scout for the Chargers, meaning he dabbles in both worlds.

During the season, he will work on advance scouting reports for upcoming opponents. But he also visits a few schools for another cross-checking measure.

Additionally, under Hortiz, each scout in the front office is assigned a position group to evaluate ahead of the Draft.

Bannerman-Oden was tasked with looking at the running backs.

One of the first steps of that process was going to Hampton's Combine weigh-in with McDonald.

"With Omarion, I had a little star next to him. He looked rocked up. It looked like my man had been in the gym," Bannerman-Oden said.

Over the next few weeks after the Combine, Bannerman-Oden dove into dozens of running back prospects.

He looked at their touchdowns, simple plays, fumbles, pass protection, routes. Everything.

"Omarion might have the highest ceiling of anybody in this class, just off of his size, he can run inside and outside, has solid hands to catch the ball," Bannerman-Oden said.

"Everything he does, he's a natural at it. Some guys work really hard and they get stuff done. He works really hard and he's naturally gifted," Bannerman-Oden added. "He's breaking tackles and people are bouncing off him, it's like a man versus boys sometimes. He's got some of that stuff you can't teach."

McDonald echoed a similar sentiment when asked about his pre-draft evaluation of the 2025 running back class.

"We look at who's going to fit our skillset and what we're looking for, fit our offense, fit our scheme," McDonald said. "[Hampton] was up there at the top."

The final piece of the pre-draft puzzle?

North Carolina's Pro Day, which was held on March 24 in Chapel Hill.

MacPherson made sure to be as close to Hampton as possible for his final impression.

"You talk about him passing every phase, the last phase was his Pro Day. I was there in Chapel Hill helping the running backs coach from the Saints in the drills," MacPherson said. "We call it 'smelling their breath.' And it's like, 'OK, let me get up on this kid and watch him and see how he responds to being coached in drills and how he's working.'"

"He's a nice, humble, quiet kid off the field but there's a switch," MacPherson added. "He

attacked his Pro Day and getting over the bags and making cuts — I was one of the scouts giving him a secondary reaction in a drill — and he just attacked it with a different level of intensity. It was like a game. It was just bags, but he was ready to run through a guy."

As the draft neared and the Bolts front office set their board, Hampton had differentiated himself.

The Chargers have certain icons they put on players for their digital draft board. Some are for medical issues or character concerns, sure.

But some are reflected in a positive light, too.

There's a Bolt, which highlights a player's overall standout character. And there's a Hammer, which echoes a brand of physicality that you know Harbaugh loves to see on game days.

MacPherson explained what the symbols represent.

"It's a high bar to be a Bolt. When you put that Charger Bolt on a guy, you're saying he checks a lot of boxes in terms of being a pro on and off the field just as an elite guy," MacPherson said.

"And a Hammer, when they hit somebody, the other guy is going backwards," MacPherson added.

You can guess which player received both designations when the Chargers final draft board was set.

"He was a Bolt and a Hammer," MacPherson said of Hampton. "A lot of times, guys get one or the other. But the special ones get both."

A bright future

It's a special feeling for a scout when a player they've watched for more than a year gets selected to their team.

Especially in Round 1.

"It's rewarding, I'm not going to lie," MacPherson said. "You put in a lot of hard work, a lot of extra effort. We put in a lot of time as scouts watching and observing guys, watching extra film and then talking to extra people and doing as much background research as you can."

"Sometimes you don't leave a school until 7 p.m. at night and then you still have to type up all the work you did that day," MacPherson continued.

"Of course, it feels good when a guy you put a lot of work into gets picked, but scouts are team guys. And make no mistake, it was a total team effort. Everybody liked him and saw his game as a fit. There was just some really good consensus."

Consensus.

Unanimous.

Those two words came up a lot in April both before and after the Chargers drafted Hampton at No. 22 overall.

And even though Hortiz and Alexander chatted about the running back the night before the draft, everyone also knew there was a reality where Hampton was long gone before the Bolts' pick.

"Did I think Omarion was going to be there? No," Hortiz said. "Because he was one of those unanimous guys, and you kind of anticipate unanimous guys being gone. But we're fired up he was there."

"We go through all the guys, and it was unanimous," Hortiz added. "If he's there, would we take him at No. 22? Absolutely."

And that was even with the Bolts getting multiple strong trade offers to move away from No. 22 and to the latter part of the first round.

"He was designated by us as a player before the draft where we were going to have to be blown away by a trade," Alexander said. "We listen to any trade offer; that's just part of our jobs. But we weren't going to move away from this caliber of player."

"Happy as hell to get him. Offensive coaches were happy, defensive coaches were happy," Alexander added. "We're going to control the ball more and that will help our defense. It was just a consensus. Everybody was excited to get him."

Instead of trading back, the Chargers added a dynamic young running back to the offense.

Can Hampton run the ball? Check.

The two-time Doak Walker Award Finalist finished with 3,600-plus rushing yards and 36 touchdowns at North Carolina.

Can Hampton catch the ball? Check.

He had 73 career catches in college.

And can Hampton protect his quarterback? Check.

The 22-year-old will gladly use his 6-foot and 220-pound frame to wall off pass rushers.

"This is a player that can play on third down really well," said Harbaugh. "Gives Justin [Herbert] somebody to throw to out of the backfield, he's also a really good pass protector. His game is really well-rounded."

Hortiz and Harbaugh now have two drafts under their belt in Southern California.

A year ago, they took a mammoth right tackle in Joe Alt (6-foot-7 and 323 pounds) who already showed Pro Bowl potential as a rookie.

Now you add Hampton, who joins a running back room that also includes Najee Harris, a 6-1, 242-pound back that has run for 1,00-plus yards in each of his four NFL seasons.

"They complement each other well. They both have a bruising style of running and wear defenses down over four quarters," Alexander said. "It's an identity we want to bring. We are trying to build a bully here and that's how you do that."

McDonald added of Hampton: "We'll see what part he's going to play, but I can see him helping out the Chargers in a big way."

Is there any question what kind of team the Chargers are trying to assemble?

"[Hampton] is like a humble beast. And Joe Alt was like that, too," Bannerman-Oden said. "Not a flashy guy ... but that's two years in a row

where we've gotten these humble savages that are just about the work and not about all the extra pomp and circumstance.

"They're not flashy guys themselves. They're about the work and they want a team that reflects that," Bannerman-Oden said of Hortiz and Harbaugh. "They want guys that will compete and, when you get into December or the fourth quarter, will want it more."

Hampton will wear No. 8 with the Chargers and has already made the transition from Carolina blue to powder blue.

And as his rookie season approaches, he can't wait to produce for his new team.

"[The NFL] has been a dream ever since I touched a football," Hampton said. "I'm excited for it."

"It's better than I thought, to be honest," Hampton later added about getting drafted. "Surreal feeling just to get that phone call knowing that the team is trusting you to join their program."

Daiyan Henley

Chargers rally around Daiyan Henley in win over Titans, 2 days after his brother was killed

By Daniel Poppe
The Athletic
November 2, 2025

NASHVILLE, Tenn. — Loss is one of the only guarantees of the human experience, and grief is heavy. Those who have lost and those who have grieved understand what this weight feels like. It holds your shoulders down when you try to stand. It punches you in the stomach. It creates a void in your heart and reminds you, incessantly and menacingly, of what you will never have or hold again.

Time never stops. The weight is always there. Life is downhill in that way. In some instances, however, the universe presents an opportunity. To add wheels to your soul, to harness the weight, to point it down that hill and turn grief into forward momentum. Into honor. Into catharsis. Into something beautiful.

That is what Daiyan Henley did Sunday afternoon in the Los Angeles Chargers' 27-20 win over the Tennessee Titans.

Henley confirmed after the game that his older brother, Jabari Henley, died on Friday night. According to the Los Angeles County medical examiner, Jabari Henley, 34, died of multiple gunshot wounds, and the cause of death was determined to be homicide. Daiyan Henley, while fighting back tears in the locker room at Nissan Stadium, called Jabari his "best friend" and a "protector of our family."

Henley said he found out about his brother's death at 6 a.m. Saturday. He was sleeping at the team hotel in Nashville. Henley said he heard a knock at his door in the morning. It was teammate and fellow linebacker Denzel Perryman. Henley said he thought he had missed a team meeting. Perryman told Henley to call his mother. On that call, Henley heard the news.

"I dropped to my knees," Henley said.

The Chargers and Titans were set to kick off in a little over 24 hours. Henley said he never thought about missing the game. He credited Perryman, linebackers coach NaVorro Bowman, coach Jim Harbaugh, defensive coordinator Jesse Minter and all of his teammates for their support.

"Every single one of my teammates showed up," Henley said. "That's why I was out there today and able to do what I did. It was just because I had a lot of support, and I knew that I wasn't going to let them down, and obviously I don't want to let the family down. I felt like I needed to do this for my family."

Henley played all but two defensive snaps in the game, and the Chargers defense surrendered just 6 points. The other Titans points came on a Justin Herbert pick six and a punt-return touchdown.

"The only thing that was crossing my mind was rage," Henley said. "Whatever I had to get out, I wanted to get it out."

Henley played a prominent role on special teams, leading the Chargers with two tackles in that phase. He fulfilled his usual role as the Chargers defense's green dot, relaying the play calls in the huddle and making all the pre-snap checks. He finished with seven tackles on defense, none bigger than a third-down sack late in the first half. That sack forced a punt. The Chargers offense took over, drove for a field goal and took a three-point lead. The Chargers led for the rest of the game.

On the sack, Henley burst through an open gap through the offensive line's right side. He dropped Titans quarterback Cam Ward for an 8-yard loss.

Henley took four steps before dropping to his knees, his hands facing the sky. He bowed his head. Teammates stood around Henley.

"I just wanted to talk to my brother one more time," Henley said. "I had to just send a prayer up, and hopefully he heard it."

Around the visiting locker room after the game, teammates voiced the support they had been giving to Henley for two days.

"This game was for him," safety Elijah Molden said. "He's got a lot of brothers in this locker room."

"He's an ultimate warrior, ultimate teammate, ultimate captain," linebacker Troy Dye said.

"He's here with family," Perryman said, "and we got his back."

"As emotional as I've been with this team," safety Derwin James Jr. said. "I've never seen a defense, a team rally behind one person like that."

"We all was grieving together," edge rusher Khalil Mack said.

"It says how much we mean to him," cornerback Donte Jackson said of Henley playing in the game. "So we have to show him how much he means to us."

"We dedicated this game to Daiyan," linebacker Del'Shawn Phillips said.

Henley said 2025 has "probably been the worst year of my life." In March, his father, Eugene "Big U" Henley, was served a 43-count indictment from a federal grand jury that included dozens of felonies, according to the U.S. Attorney's Office for the Central District of California. Eugene Henley is being held at the Metropolitan Detention Center in Los Angeles, according to Federal Bureau of Prisons records.

"I feel like I'm losing a lot of my family to different ways," Henley said.

Henley was poised for a breakout season heading into 2025. In the week leading up to the Chargers' Monday night game against the Las Vegas Raiders on Sept. 15, though, Henley came down with an illness. He played through the illness and had one of the best games of his career in a 20-9 win in Las Vegas. But the illness persisted. Henley ended up in the hospital the next week. He lost around 20

pounds. He had limited energy for recovery work and strength training in the weight room.

Henley has been fighting to regain his health and his weight ever since. He did not miss a game. He only got closer to his normal playing weight in the lead-up to the Chargers' Week 8 win over the Minnesota Vikings.

Then, just as his difference-making form was returning on the field, tragedy struck off the field.

"This season has its roller coasters," Henley said. "It's been a lot."

Henley said his focus now is to "get back home" to Los Angeles, where he was raised and now plays professional football.

The weight will undoubtedly get heavier before it gets lighter.

Sunday gave Henley the chance to handle this weight on his own terms.

"He knows what his brother would have wanted," Mack said, "and he came out there and gave it his all."

Can Daiyan Henley be a key to Chargers' Super Bowl push?

By Kris Rhim
ESPN
April 15, 2025

LOS ANGELES -- When Chargers linebacker Daiyan Henley realized his NFL dream in 2023, it was almost akin to the script of a Hollywood movie.

Henley grew up in the shadows of SoFi Stadium in Los Angeles, playing high school football at Crenshaw High with dreams of playing in the pros. He changed positions twice -- from quarterback in high school to wide receiver at the University of Nevada and then moving to defense his junior year. After spending his senior year at Washington State, Henley was drafted in the third round (No. 85) of the 2023 NFL draft by his hometown team, the Chargers.

If this were a movie with a storybook ending, Henley would have gone on to dominate as a rookie. Instead, Henley's first season was a disappointment. He played 51 defensive snaps -- spending most of his time on special teams -- as a depth player behind linebackers Kenneth Murray Jr., Eric Kendricks and Nick Niemann, who all played at least 230 defensive snaps.

"I chased this dream for so long to be here, from outside looking in, that probably seemed like it was enough," Henley told ESPN.

"But that wasn't my end-all-be-all goal to be a special teamer. ... So that was where my embarrassment was, but it was also my interior motivation."

Henley found a new opportunity in 2024 when Murray and Kendricks didn't return and with the hiring of coach Jim Harbaugh, who brought in a new defensive staff.

Last offseason, the Chargers signed linebackers Denzel Perryman and Troy Dye and drafted

Junior Colson in the third round. Colson had played for Harbaugh and defensive coordinator Jesse Minter at Michigan -- his familiarity with the scheme, system and coaches made Colson a likely candidate to see a significant role in year one.

But appendicitis kept Colson out of most of training camp and Henley emerged as one of the Chargers' best linebackers during camp.

When the season began, Henley and Perryman started but would rotate with Colson and other linebackers on defense. Over time, that rotation decreased, with Henley staying on the field more often. From Weeks 8 to 16, he played at least 60 snaps in all but one game and became a vocal part of the Chargers defense.

"I think he's really just become a great calming force and leader in the middle of the defense," Minter said during the season.

The season didn't come without bumps, though. In Week 4 against the Kansas City Chiefs, Henley suffered a torn labrum in his left shoulder while making a tackle. His season would have been over if he had opted for surgery, but instead Henley played Week 5 against the Cardinals with a shoulder strap and another arm restraint to prevent further injury.

Henley had what he described as the worst game of his career that day. The Chargers defense missed 16 tackles, many of which Henley took the blame for. Cardinals running back James Conner rushed for 101 yards on 19 carries.

After that game, Henley worked with the Chargers staff to adjust his shoulder contraption.

"They said I am at a much higher chance of dislocating my shoulder with the adjustments that I made, but at that point, I was like, 'Bro, I'll take the risk,'" Henley said. "And if you look at my gameplay after Arizona, I went on a run."

He then had double-digit tackles in eight of his next nine games, including a career-high 15 tackles against the Tennessee Titans. His performance caught the attention of Harbaugh.

"The growth, the leadership, the tackling ability, that's been great," Harbaugh said. "... Elite pass defense, driving into the zone and just finding the receivers and plugging the holes and then reacting to the ball in the air that was elite."

Henley finished his sophomore season ranking eighth in the NFL in total tackles (147).

"I can truly say I don't feel embarrassed," Henley said while laughing. "I feel much better about my football life and my football journey. I feel like I did accomplish a lot, but I just know I haven't gotten to where I wanna be."

Shortly after the season ended, Henley had surgery for his labrum. As part of his recovery process, Henley said he is at the Chargers facility daily for rehab before strength training and began training his upper body again about a week ago.

After uncertainty following an uneventful rookie season, with a new coaching staff, Henley heads into his third season as the Chargers top linebacker. He expects to be 100% by training

camp for a season where he feels more motivated than ever.

"Looking around the league, I feel bits of just longing for more. I see guys, and I feel like I should have that opportunity, and why didn't I?" Henley said.

"Ultimately, I'm telling myself, 'You haven't done anything yet,' and that right there motivates me. So that's where I'm at mentally. I feel like I still haven't had my moment yet."

‘You gotta move on’: Chargers’ Justin Herbert focusing on future, not playoff failure

*By Thuc Nhi Nguyen
Los Angeles Times
June 11, 2025*

No one in the Chargers’ locker room felt as bad as Justin Herbert. At least that’s what the quarterback said after a career-high four interceptions in January cost the Chargers an opportunity for their first playoff win since 2018.

But the disappointment that rendered Herbert motionless on the sideline in Houston had faded in his memory, he said. Offseasons tend to have that rejuvenating effect.

“If I spend any more time worrying or focusing on a loss like that, I would be doing a disservice to my teammates,” Herbert said Wednesday on the second day of Chargers minicamp. “Obviously it didn’t go the way we wanted it to, like I said at the end of the year, but you gotta move on.”

Despite the crushing wild-card loss that prolonged the Chargers’ seven-year playoff win drought, Herbert maintained that his offseason has been business as usual.

Meeting with local reporters for the first time in five months, Herbert recited the typical offseason lines with a stone-faced expression. His new teammates are picking up the offense quickly. He wants to continue mastering the scheme in his second season under the coaching staff.

Herbert instead makes stronger statements on the practice field and in the weight room, where his determined nature has earned him a spot in coach Jim Harbaugh’s “Elite Nine” club of the team’s hardest workers.

“I know it motivates me every day to get up out of bed, like I gotta rise up to his level,” Harbaugh said. “He’s doing anything and everything he can possibly do. Now it’s up to the rest of us.”

During the offseason, the Chargers focused on adding weapons around Herbert to elevate a sputtering offense that ranked 20th in the NFL in yards per game.

Even without pads, the athleticism and instincts of running back Najee Harris and rookie Omarion Hampton have impressed Herbert. Rookie tight end Oronde Gadsden is showing his receiving capabilities as Syracuse’s all-time leader for receptions and receiving yards by a tight end when he had the most catches of any player during team drills Wednesday. Gadsden, a converted wide receiver, will team with free-agent acquisition Tyler Conklin, who has had at least 50 catches in each of the last four seasons, to boost the tight end position.

The biggest offseason move was the addition of a familiar name. Mike Williams, after one year away from the franchise that drafted him in 2017, returned on a one-year contract to reunite with Herbert. The 6-foot-4 receiver, who has been working primarily with trainers during minicamp practices, “changes the way you play football when he’s on your team,” Herbert said.

“50-50 balls are not quite 50-50 as we’ve seen with Mike,” the quarterback added.

The receivers could use the boost. Ladd McConkey was the group’s only consistent force last year. The former second-round pick dominated against Houston with an NFL rookie playoff-record 197 yards receiving, nine catches and one touchdown. The rest of his teammates combined for five receptions and 45 yards. Still without a playoff win in two appearances entering his sixth NFL season, Herbert completed a career-low 43.7% of his passes and was sacked four times.

Getting Williams and rookie receivers Tre’ Harris and KeAndre Lambert-Smith, who were selected in the second and fifth rounds, respectively, on the field could open up a more aggressive deep passing game, offensive coordinator Greg Roman said.

The stacked room also could put more pressure on Quentin Johnston to live up to the billing of a former first-round pick. The receiver entering his third year is “owning the system now,” said Roman, who predicted another major step for Johnston this season.

The former Texas Christian star shook off a disappointing rookie season with 711 yards receiving and eight touchdowns on 55 catches last year. He torched the Las Vegas Raiders in a playoff seed-clinching Week 18 win for 13 receptions and 186 yards receiving. Even Johnston estimated that it was the best game he’d ever had at any level of football.

Yet he followed with a major disappointment in the biggest moment with no catches on five targets in the wild-card loss. Johnston went without a catch in two games last season, both coming in marquee matchups. He was also shut out against the Baltimore Ravens in a “Monday Night Football” showcase in which he also dropped a crucial third-down pass. To pile on, fellow receiver Zay Flowers, who the Ravens picked one spot behind Johnston in the 2022 draft, led Baltimore with 62 yards receiving on five catches.

Learning a second offense in as many years in the NFL, Johnston had to play “a game of catchup last season,” Roman said. But with consistent practices in organized team activities and minicamp, the coach said Johnston is “starting to come out of the other end of the tunnel.”

“Justin, he’s throwing to him a lot,” Roman said, “and Q’s answering the call.”

Donte Jackson

Chargers CB Donte Jackson is having his best season yet

By Kris Rhim
ESPN
December 13, 2025

LOS ANGELES -- The Los Angeles Chargers went into last year's free agency as one of the NFL's richest teams, with over \$90 million in cap space. But instead of chasing splashy signings, they opted for short-term, low-cost deals -- including bringing in veteran cornerback Donte Jackson on a two-year, \$13 million contract with \$7 million guaranteed.

At the time, Jackson was expected to add experience to a young cornerback room headlined by Tarheeb Still and Cam Hart, who quickly emerged as capable starters in their 2024 rookie seasons. But Jackson, 30, has become far more than a mentor, emerging as one of the most productive cornerbacks in the NFL.

"I always knew that I was amongst the best," Jackson told ESPN. "Even though it was getting overlooked a lot in my career."

Jackson already has four interceptions, tying the second most he's ever had in a season, along with a career-high 12 pass deflections. Many have come in high-leverage moments or highlight fashion. In Week 13, he deflected a pass intended for Las Vegas Raiders wide receiver Dont'e Thornton Jr., while falling out of bounds and into the hands of safety Tony Jefferson for a momentum-shifting turnover.

"[Jackson's] getting better and better, honestly," defensive coordinator Jesse Minter said. "He's always had really good instincts and really good ball awareness. ... So sort of hoped and saw the type of guy he could be in our defense, and particularly in the last few weeks, it's really come to fruition."

The numbers match Minter's praise. Jackson has allowed a 43.4 passer rating as the nearest defender -- second-best among all players with at least 30 targets, trailing only Tampa Bay Buccaneers cornerback Jamel Dean, according to NFL Next Gen Stats. He ranks second in "hawk rate," which tracks how often a defender makes a play on the ball, behind only Pittsburgh Steelers cornerback James Pierre. He's been targeted 39 times and allowed a 48.7% completion rate, eighth among qualifying cornerbacks.

"I always just want to prove myself as one of the elites no matter how I got to do it," Jackson said. "Whether I got to go tackle because they said I couldn't tackle, whether I got to go cover because they say all I do is catch picks."

Despite his strong play, Minter rotates Jackson more than most teams would for a top corner. Jackson has played 66.5% of the defensive snaps. Only Still is playing a higher share at cornerback at 83.5%. Minter's rotation philosophy, he said, keeps the group fresh -- a point he emphasized during the Week 14 overtime win against the Philadelphia Eagles, when the corners remained sharp deep into the game.

"Some of the guys, I would say, maybe get frustrated by it at times," Minter said. "Not that they show that or they're selfish. It's okay to want to play every snap. That's what I tell them."

Donte Jackson's four interceptions are tied for the sixth-most in the NFL. A second-round pick by the Carolina Panthers in the 2018 draft, Jackson built his reputation on ball production. His 23 interceptions since he entered the league are the seventh-most over that span. In the 2022 offseason, the Panthers rewarded him with a three-year, \$35.1 million contract. But during the 2022 regular season, Jackson suffered a season-ending Achilles tear.

In 2023, he posted career lows -- no interceptions and just five pass breakups -- and the Panthers traded him to Pittsburgh ahead of the 2024 season. In Pittsburgh, Jackson bounced back with a career-high five interceptions and eight pass breakups. Now in Los Angeles, Jackson is having perhaps the best season of his career.

Jackson said the biggest difference this season is his health. In the past, even when he was on the field, lingering injuries often forced him to play with hesitation, preoccupied with avoiding setbacks.

He also credits the culture that the Chargers have built. Los Angeles' defense is filled with players who arrived with something to prove -- late-round picks, undervalued veterans or castaways, including Still (a fifth-round pick), Hart (fifth round) and safety Elijah Molden (acquired for a seventh-rounder).

"There's a lot of just hungry guys, man," Jackson said. "A lot of guys who maybe have been looked over, a lot of guys who were probably one-year prove-it deals. ... So it's just putting all that together. We are able to just play with that type of passion."

After years limited by injuries and little team success, Jackson is hopeful this is the season everything aligns -- both in proving he belongs among the league's elite and helping the Chargers toward a deep playoff run.

Tony Jefferson

Jim Harbaugh praises Tony Jefferson's leadership as Chargers bolster defense

By Fredo Cervantes
The Sporting Tribune
September 19, 2025

EL SEGUNDO — As the Los Angeles Chargers prepare for their crucial Week 3 matchup against the Denver Broncos, the team has made key roster moves to reinforce its defense. The Chargers signed safety Tony Jefferson to the active roster on Thursday, filling the spot left by outside linebacker Khalil Mack, who was placed on the IR list. Additionally, the Bolts have added outside linebackers Clelin Ferrell and Rashad Weaver to the practice squad, further strengthening their defensive depth.

Tony Jefferson's Impactful Return

Jefferson, who came out of retirement to rejoin the Chargers in 2024, has quickly become a critical piece of the team's defensive and special teams units. Over the last two seasons, Jefferson has been a steady presence on the field, playing in nine games and starting six, including a pivotal role in the team's victory over the Las Vegas Raiders last Monday.

After initially being released during final roster cuts, Jefferson re-signed with the team on a one-year contract in March 2025 and was promoted to the active roster on Thursday. His timely return has already paid dividends, as Jefferson was elevated to the active roster for the Chargers' Week 2 game against the Raiders. In that game, he posted an impressive stat line: five tackles, two pass deflections, and an interception.

Jefferson, now 33, has had a storied 11-year career across five NFL teams—Arizona, Baltimore, San Francisco, the New York Giants, and the Chargers. Over the course of his career, he has started 72 of 122 regular-season games, compiling 500 tackles (370 solo), 9.5 sacks, 35 tackles for loss, five interceptions, 26 passes defended, eight forced fumbles, and four fumble recoveries.

A Leader and Versatile Contributor

What stands out most about Jefferson, however, is not just his statistics but his leadership and versatility. Chargers head coach Jim Harbaugh spoke highly of the veteran safety's all-around contributions to the team.

"What do I like about Tony? There's a long list," Harbaugh said. "I think it starts with he's always in the right place. And I also love that we're doing special teams, we're doing punt, return, and he's the scout team personal protector. He just does whatever is needed."

Harbaugh praised Jefferson for his ability to make an impact in all facets of the game, especially on special teams. The Chargers have utilized Jefferson's skills in multiple roles, knowing that his experience and knowledge are invaluable both on defense and in helping other areas of the team.

"He's a great leader," Harbaugh said. "Long list of things I like about Tony Jefferson, real football player."

Veteran Presence in the Locker Room

One of Jefferson's greatest strengths is his ability to guide younger players and lead by example. Having returned to the NFL after stepping away, he understands the significance of competing for playing time with a younger, hungry group. Despite his extensive experience, Jefferson relishes the competition for snaps and cherishes the opportunity to battle alongside the younger players. His leadership both on and off the field provides the Chargers with a solid foundation as they navigate their way through the season.

At 33, Jefferson has shown that he is not just a player who fills a roster spot but a true football player with a mentality and commitment that any team would value. His experience, leadership, and willingness to contribute wherever needed make him a valuable and irreplaceable asset for the Chargers.

As the Chargers head into their Week 3 contest against the Broncos, the bolstered defensive lineup will look to build on Jefferson's strong performance and leadership. With the loss of Khalil Mack to injury, the team will rely on both the veteran presence of players like Jefferson and the depth added through signings like Ferrell and Weaver. Together, these additions give the Chargers a well-rounded defensive unit that is ready to step up and face the challenges ahead.

Jefferson's continued presence will be crucial in the coming weeks as the Chargers aim to remain competitive in a tough AFC West division. With his blend of leadership, versatility, and experience, the 33-year-old safety is proving that he still has a lot to offer, and his impact on the team will only continue to grow.

From scout to difference-maker: Chargers' Tony Jefferson making the most of his unretirement

By Daniel Popper
The Athletic
December 11, 2025

EL SEGUNDO, Calif. — The Unction is raging. It is not stopping anytime soon, and all NFL quarterbacks are invited.

Safety Tony Jefferson — known lovingly in the Los Angeles Chargers locker room simply as "Unc" — is having a career season at 33 years old. Though he has played only 41.5 percent of the Chargers' defensive snaps this season, Jefferson is tied for the team lead with four interceptions. His most recent interception iced a Chargers win over the Philadelphia Eagles in overtime Monday night. Jefferson has an interception in each of the past two games, with the other coming in Week 13 against the Las Vegas Raiders.

Jefferson's journey back to this point — to making game-deciding plays against the defending Super Bowl champions — has been nothing short of remarkable. Two years ago, Jefferson was working in the Baltimore Ravens' scouting department. He announced his retirement from the NFL after nine seasons in

May 2023, and he was figuring out how to stay around the game after his playing days were seemingly over. Maybe that was scouting. Maybe that was coaching.

As it turns out, the best way to stay around the game was to put the pads back on and get on the field.

"He knew it wasn't over," Chargers linebacker Daiyan Henley said, "and he's proving it to you right now."

Jefferson made one of the biggest plays of the Chargers' season Monday night. The Chargers led the Eagles by 3 points late in overtime. The Eagles had driven deep into Chargers territory. They were well within field goal range, and the game was heading toward another tie score. On a first down from the Los Angeles 17-yard line, Eagles quarterback Jalen Hurts faked a handoff to running back Saquon Barkley before rolling to the right.

Edge rusher Khalil Mack closed down on Hurts, who was reading a two-man high-low concept to the right sideline. Jefferson was aligned as a two-deep safety to that side of the field. Cornerback Cam Hart was defending the flat. Eagles tight end Dallas Goedert was running to the flat, drawing Hart. Receiver Jahan Dotson was running a corner route, breaking away from Jefferson and behind Hart.

Hurts tried to throw to the hole in between Hart and Jefferson. Hart read Hurts' eyes and dropped into the window. He tipped the pass as Jefferson was running to the sideline. Jefferson adjusted, set his feet and made a twisting catch on the ball behind him. He slid to the ground in bounds before standing up to try to return the interception. Henley, with a heads-up play, tackled Jefferson to the ground to end the game.

"All glory to God," Jefferson said in the locker room after the win, "and glory to Cam Hart."

Jefferson sprinted down the Eagles sideline in celebration. He gave a look to Eagles coach Nick Sirianni. Teammates sprinted after him. Jefferson made it all the way to the far end zone.

This is the type of euphoria reserved only for those who play the game.

Did Jefferson even think this was possible when he made the decision to come back and tried out for the Chargers in spring 2024?

He worked out that day for his former colleague, Chargers general manager Joe Hortiz, who was working in the Ravens front office when Jefferson was a scout there in 2023.

"I would want this moment," Jefferson said. "I would always think about and dream about moments like making a big play in a circumstance like this."

In winter 2024, Jefferson was in Mobile, Ala., scouting the Senior Bowl for the Ravens. At one of the practices, he watched Hart, then a Notre Dame draft prospect, show off his length, size and speed in one-on-one drills. The Chargers drafted Hart in the fifth round that April.

Two years later, Jefferson is catching interceptions on passes tipped by a player he once scouted.

"Tony's like a brother for me," Hart said.

In the locker room Monday night, Jefferson was asked whether he would take any time to reflect on his unorthodox pathway back into the NFL as a player.

“Nah, I’m already over it,” Jefferson replied. “The only thing I reflect on is just trying to make more plays.”

Jefferson did not come back to merely get another taste of action. He came back to be a difference-maker. He wants a full meal.

Jefferson never lost his instincts, and he never lost his football intelligence. As coach Jim Harbaugh said, “He’s always in the right spot.” That puts Jefferson around the football regularly, and it has led to his four-interception season.

His first interception came in Week 2 against the Las Vegas Raiders. That was his first interception since the season opener against the Buffalo Bills in 2018, when Jefferson was playing for the Ravens. In the second quarter of that Raiders game, Jefferson plastered receiver Dont’e Thornton Jr. in a scramble drill. Thornton initially ran an out-breaking route. As quarterback Geno Smith escaped the pocket, Thornton took off for the end zone. Jefferson followed him. Smith threw up a jump ball down the right sideline, and Jefferson came away with the pick.

In Week 6 against the Miami Dolphins, Jefferson was playing in the post early in the first quarter. Receiver Jaylen Waddle came open on an in-breaking route over the middle. Quarterback Tua Tagovailoa threw an accurate ball, but the pass went off Waddle’s hands. Jefferson had been driving down on the route. He was, of course, in perfect position, and he intercepted the drop.

In Week 13 against the Raiders, Jefferson was again playing as the post safety. Smith threw a deep shot down the left sideline to Thornton. Cornerback Donte Jackson broke up the pass. Jefferson, who had been sprinting across the field to provide help over the top to Jackson, made an acrobatic catch, just getting both feet in bounds along the sideline.

Jefferson retired with four interceptions in nine seasons. He has doubled his career total this season.

The Chargers have a saying in their defensive meeting room: “The ball finds energy.”

There is no better example of that than Jefferson.

“Itching to make plays,” cornerback Tarheeb Still said.

In the locker room Monday night, Henley quoted his grandmother to describe Jefferson.

“My granny said, ‘That Tony, whenever he’s on the field, he seems to make plays,’” Henley said. “That is literally her exact words in a regular conversation with my grandma. He’s a baller. All ages can see it.”

Jefferson has been forced to prove himself at each step over the past two seasons. He has acknowledged he “wasn’t in condition” when he first joined the Chargers as a tryout player for 2024 minicamp. He officially signed after minicamp June 14. In training camp that summer, he suffered a Grade 2 hamstring strain that he played through in practice.

The turning point last season came in the final preseason game. Surrounded by rookies trying to make their first NFL rosters, Jefferson had two interceptions, a sack and a forced fumble against the Dallas Cowboys. He made the Chargers’ 53-man roster three days later.

Jefferson played in eight regular-season games for the Chargers in 2024. He started their playoff loss at the Houston Texans, after safety Elijah Molden went down with a season-ending injury in Week 17.

Jefferson re-signed with the Chargers in the offseason on a one-year deal. He was fully in shape. Jefferson said he took only a week off after the 2024 season ended before he started training again. In training camp and the preseason this year, he looked like an improved version of himself, even compared with how he was playing at the end of 2024.

Then he was left off the 53-man roster. Jefferson had opportunities to sign with other teams, but he ultimately chose to sign to the Chargers’ practice squad.

He was elevated to the game-day roster ahead of the Chargers’ Week 2 game against the Raiders. He had a pick in that game. Three days later, he was signed to the active roster, where he has spent the rest of this season.

Jefferson was firmly in the rotation at safety early on this year, but he suffered a hamstring injury in Week 8. He missed the next game, a road win at the Tennessee Titans, with the injury.

When Jefferson returned to full health, he once again found himself on the outside looking in. Jefferson was a healthy scratch in Week 10. He was a healthy scratch in Week 11.

The Chargers got Jefferson back in the lineup after their bye in Week 12. He had rewarded them with two interceptions.

Getting cut. Starting this season on the practice squad. Being a healthy scratch.

“That’s really what motivates me,” Jefferson said.

As the Chargers head down the home stretch and eye a second straight playoff appearance, they need Jefferson on the field.

“Tony Jefferson may have to delay his coaching career or front-office career for a while,” Harbaugh said.

All that can wait.

Jefferson’s focus is on the ball.

“How can I get five picks now?” he said.

Quentin Johnston

He Was the NFL's Laughingstock. Now He's Its Breakout Star.

By Andrew Beaton
The Wall Street Journal
October 2, 2025

Over his first two years in the NFL, Los Angeles Chargers wide receiver Quentin Johnston had developed a reputation—and it wasn't a good one.

He was known for all the big plays he somehow failed to make.

In key moments, Johnston's hands seemed like they transformed into cinder blocks. There were instances when he was wide open, with the game on the line, and perfect throws from quarterback Justin Herbert would slip through his fingers.

For someone who entered the league with lofty expectations as a first-round pick, Johnston had instead become a player who was widely mocked.

But nobody is laughing at him now. Four weeks into the new NFL season, he's the breakout sensation that the rest of the league is trying to figure out how to stop.

After an offseason focused on ironing out the kinks in his game, Johnston is finally showing why he was such a highly regarded prospect coming out of college. Week after week, Johnston has been making highlight-reel plays that few of his peers can match. The 24-year-old ranks third in the NFL in both receiving yards and touchdowns for a Chargers team that's 3-1 and sitting in first place in the AFC West.

Altogether, he's shedding his reputation as a bust and putting his preternatural talent on full display. At 6-foot-2, Johnston towers over most defensive backs. Yet he also cuts with the quick twitch movement of a small speedster—an uncommon combination that is now turning him into a nightmare to defend.

"That's not normal," says David Robinson, a private wide receivers coach who has worked with Johnston since his college days. "It's very rare to see a big receiver like that move at his size."

After initially committing to Texas, Johnston ultimately decided to go to TCU, where he was one of the highest-rated recruits in the program's history. Even as a true freshman, he led the Horned Frogs in receiving yards, but it wasn't until his junior year that he attracted national praise.

During that 2022 season, a resurgent TCU reached the national championship game while Johnston tallied 1,069 yards. Tens of millions saw his talent in full force when he posted 163 yards and a score in a semifinal upset over Michigan.

To be sure, Johnston was still considered somewhat raw as an NFL prospect. His production could be inconsistent, with dominant displays one week and quiet showings the next.

His hand placement could also be awkward, which gave him trouble hauling in some throws.

The Chargers ultimately selected him with the 21st pick in the draft, hoping he'd turn into the top weapon in Herbert's arsenal. But even as a rookie, Johnston became a target of derision for their fans. He struggled to produce early, and when he did garner attention it was usually for the wrong reasons.

In one instance, in the final minute of a game trailing down by three to the Green Bay Packers, Johnston broke free down the field and Herbert delivered a ball that looked like it would go for a 70-yard score. Instead, the Chargers lost after the ball bounced off Johnston's hands in what he chalked up to a "lack of concentration."

Another high-profile debacle followed the next season. This time, in a nationally televised matchup with the Baltimore Ravens, Johnston dropped a fourth-quarter pass that would've converted a critical third down. It proved to be the pivotal play in another Chargers defeat as Johnston finished the game without a single catch.

At the same time, his natural talent hadn't completely vanished. Every now and then, there were flashes of his tantalizing potential. Later that same season, Johnston reeled in a high-difficulty laser from Herbert to convert a 3rd-and-16 against the Kansas City Chiefs, hanging onto the ball despite absorbing a hit that was flagged for unnecessary roughness.

"It was mainly just focus," Robinson says. "He would make spectacular, hard, difficult catches, and then the regular routine catches that you expect him to make, he was letting them get away from him."

This offseason, Robinson and Johnston zeroed in on fixing that. During their training sessions, before doing any route running or footwork, they'd spend 30 minutes together catching the ball from every possible angle. The idea is that once it comes to gametime, passes can come from any direction and hauling them in becomes second nature because it's such a familiar process.

In other drills, Robinson would have people tugging on Johnston's jersey or hitting him with a bag while he was running and preparing to make the catch, hoping it would distract him less when similar things happen during a game.

That work came before a season when the expectations surrounding Johnston were lower than ever. Ladd McConkey, a second-round pick in 2024, had emerged as the team's leading receiver. The Chargers also brought back veteran Keenan Allen, who had six 1,000-yard seasons with the franchise.

Yet Robinson had a hunch that his protégé was about to prove the doubters wrong. Other receivers he trains, such as the Chiefs' Rashee Rice, came up to say that Johnston looked like an entirely different player.

The Chargers' opponents were about to learn that the hard way.

In Los Angeles's season-opening win over the Chiefs, Johnston was on the receiving end of two touchdown passes. He now has four on the season, while his 84.3 yards per game are more than double his average from his first two years.

Even more critically, Johnston hasn't been charged with a single drop.

The performance has been a delicious reward for a Chargers team that stuck with Johnston and even heaped praise on him, even when he underwhelmed.

After that superb opening game, coach Jim Harbaugh had a message for everyone who had ridiculed his young receiver over the years: "In your face," he said.

Chargers' Quentin Johnston looks to use past struggles as fuel in 2025

By Kris Rhim
ESPN
September 8, 2025

Since Quentin Johnston entered the NFL in 2023 as the Los Angeles Chargers' first-round pick, he has struggled to meet the expectations of being a top pick.

Johnston's play has fluctuated between good and abysmal. His biggest flaw comes in drops, particularly in big moments. That first showed in his rookie season during the Week 11 matchup against the Green Bay Packers when he dropped a wide-open pass that would have put the Chargers in field goal range with 23 seconds left in the game. The Packers won, 23-20, and Los Angeles fell to 4-6.

It continued in his second season. In perhaps the Chargers' biggest game of the 2024 season, a Week 12 "Monday Night Football" matchup against the Baltimore Ravens, Johnston had one of the worst games of his career. He had five targets with no catches, but his most significant error came in the fourth quarter.

On third-and-6 with 10:56 minutes remaining and the Chargers down 23-16, Johnston ran wide open on a crossing route but dropped the ball. Los Angeles punted on fourth down and the Ravens scored on the next drive, effectively putting the game away.

Johnston's drops in big moments have led him to be one of the Chargers' most maligned players, whether from media pundits or fans on social media. It's all criticisms that Johnston sees, and he had struggled to deal with earlier in his career.

"I don't really talk about it to nobody. I feel like I just have to step up, deal with it on my own, get better each year," Johnston told ESPN. "So that's what I'm doing, that's what I'm continuing to do. I feel like my therapist is the field, so that's where I take everything."

The Chargers have continued to give Johnston opportunities. Coach Jim Harbaugh and general manager Joe Hortiz -- who didn't draft Johnston -- have praised his potential, and he entered this season as a starter. "Quentin, just every part of his game is elite," Harbaugh said this offseason.

In the 27-21 win over the Kansas City Chiefs on Friday night, Johnston proved Hortiz and Harbaugh right. He led the Chargers in yards (79) and touchdowns (2), showing the potential that made him the No. 21 pick two years ago. There's a long way to go for Johnston and the Chargers, but Friday's game was the kind of performance he needed.

"I'm just honestly at this point trying to prove myself right. I know a lot of people don't really look at me as ... " Johnston said, before pausing to collect his thoughts. He continued: "I still see myself as a good football player. Everybody's not going to hit their peak at the same time. ... I'm just staying down and working until my time comes."

The Chargers will travel to face the Las Vegas Raiders for Week 2 on Monday, a team Johnston has had success against. The last time the Chargers played the Raiders, Week 18 of this past season, Johnston had the best game of his career, catching 13 passes for 186 yards.

"I want to have many more of these," Johnston said then.

Johnston almost didn't make it to Week 1 against the Chiefs. In the Chargers' third preseason game against the Rams, he was concussed after a hit that left him unconscious for nearly a minute. But Johnston quickly returned to practice and was back on the field after clearing protocol in a matter of days.

Many players push through injuries at any given point in a season, but that's been a theme of Johnston's career so far. Last year in the Chargers' Week 14 game against the Chiefs, for instance, Kansas City's linebacker Nick Bolton leveled Johnston while he caught a 20-yard pass.

"Quentin Johnston, who has had drop problems, catches one of the toughest ones he's seen all year," broadcaster Mike Tirico said.

Johnston quickly bounced up and signaled a first down celebration but was in significant pain. He had sustained a left AC joint sprain on the play, which impacted how he slept and put him in a shoulder brace for the remainder of the season.

"My main thing is just to pop up and at least fake it and make it seem like I'm cool, and I deal with everything else after that," he said.

While the Chargers have preached faith in Johnston publicly, their offseason moves -- drafting wide receiver Tre' Harris in the second round and KeAndre Lambert-Smith in the fifth -- signal an organization hedging its bet if Johnston doesn't develop.

Johnston appeared on track in Week 1, and he hopes to stay that way.

"The past few years I have been having a lot of ups and downs, but I used that to kind of fuel me," Johnston said postgame. "I had a pretty good game today, so hopefully I can keep that going for the rest of the season."

Khalil Mack

Khalil Mack ‘couldn’t give up on that dream’ of winning with the Chargers

*By Beth Harris
Associated Press
June 11, 2025*

EL SEGUNDO, Calif. (AP) — Khalil Mack mulled retirement early in the offseason. It didn’t take long for him to decide to return to the Los Angeles Chargers.

He agreed on a contract extension in March, never becoming an unrestricted free agent.

“Got tremendous leadership here, very familiar with guys already here,” he said Wednesday at minicamp. “It was a no-brainer.”

Mack, who turned 34 in February, is in his 12th season in the league and fourth with the Chargers. Despite nine Pro Bowl selections and a Defensive Player of the Year honor, he has never won a playoff game in five appearances.

“You’re chasing that feeling of wanting to win,” Mack said. “I couldn’t give up on that dream and that goal for myself and the franchise.”

Defensive coordinator Jesse Minter said having Mack return “means everything.”

“Khalil is one of the best ever to do it,” he said.

Mack was at the Chargers facility to train in February and March, setting a tone for his teammates.

“The impact that he had on other people to train at his level is pretty incredible,” Minter said. “For young guys to have him around, it just makes everybody better.”

Around the same time Mack re-signed, the Chargers released defensive end Joey Bosa. He later signed with the Buffalo Bills.

“I texted him the other day saying it was weird not having him in the room breaking the silence with his little awkward jokes,” Mack said.

Second-year cornerback Tarheeb Still influenced Mack’s decision to stay.

Ladd McConkey

How the Chargers' 'uncoverable' Ladd McConkey is poised to reach greater heights in Year 2

By Daniel Popper
The Athletic
August 18, 2025

EL SEGUNDO, Calif. — The Los Angeles Chargers passing offense is going to flow through Ladd McConkey in 2025.

That is not any sort of groundbreaking statement, but it is worth repeating now that the Chargers are less than three weeks away from their season opener in Brazil.

The receivers around McConkey have garnered quite a bit of attention through training camp and the preseason — from Tre' Harris to KeAndre Lambert-Smith to Keenan Allen. Monday's practice, the Chargers' 21st of camp, was a very loud reminder: This is McConkey's room. And after breaking franchise records as a rookie, the 2024 second-round pick is poised to reach even greater heights in his second season.

McConkey carved up the Chargers' reserve defense Monday for six catches, all of them from quarterback Justin Herbert. The Chargers are holding another mock game week this week in practice, as they did last week. So starters on both sides of the ball are facing scout teams composed of backups.

Coach Jim Harbaugh said earlier this camp that McConkey has become "uncoverable" in one-on-one situations. Monday featured example after example of that.

McConkey created separation at all three levels of the field in team drills. His first catch from Herbert went for an explosive gain on an over route in seven-on-seven. Two plays later, he beat defensive back Myles Purchase off the line of scrimmage on a slant route.

Tre' Harris had six catches for 85 yards, KeAndre Lambert-Smith had two explosive receptions and Luke Grimm had a punt return for a TD. In 11-on-11, McConkey ran a go route down the left sideline. Herbert identified the coverage and fit a throw in between an underneath cornerback and an over-the-top safety for another explosive gain. Later in that period, McConkey sprinted horizontally on a crossing route. Herbert threw his way again. McConkey waited until he was past a zone defender to flash his hands late and haul in the reception.

McConkey beat safety Jaylen Jones on an out route for his fifth catch of the practice, showing off his sharp and deceptive route running. On his sixth catch, McConkey displayed his down-the-field speed, separating from Purchase on a go route down the left sideline for a deep-ball reception.

The only down moment in an otherwise dominant day from McConkey was a drop in the end zone during red zone 11-on-11. He was wide open again on the play.

Last week, McConkey admitted that his "head's not spinning as much" compared to his rookie training camp.

"Last year, (I was) trying to figure it out, whether it's the plays, decisions on your routes, whatever it is," McConkey said. "Now I have a year under my belt. I know what they're expecting for me, a little bit more of what Justin expects. So I feel like just being on the same page and just being able to play fast and more free, I think that's probably the biggest change in my game."

McConkey missed two weeks of practice earlier in camp with an undisclosed injury. He returned to 11-on-11 drills on Aug. 12. McConkey said after that practice that his focus was on "building everything back up, getting in the swing of things, getting my conditioning back where it needs to be."

He had some flashes last week, including four catches from Herbert on Aug. 12 and a red zone touchdown catch on Aug. 13. McConkey then started Saturday's preseason loss to the Los Angeles Rams and had one catch from Herbert for 17 yards.

With Monday's electric practice, the injury feels firmly behind McConkey.

"Excited to keep building," he said.

Odafe Oweh

Odafe Oweh has unlocked the Chargers' pass rush: 'I'm coming into my prime'

Daniel Popper
The Athletic
December 16, 2025

EL SEGUNDO, Calif. — The Los Angeles Chargers offered Odafe Oweh a change of scenery at a pivotal point in his career. In return, Oweh has unlocked the Chargers' pass rush — and their defense as a whole.

Chargers general manager Joe Hortiz traded for Oweh in October. Hortiz sent safety Alohi Gilman and a fifth-round pick to the Baltimore Ravens in exchange for Oweh and a future seventh-round pick. It was a deal that made sense for both sides. The Ravens needed a reliable back-end safety so they could play versatile defensive back Kyle Hamilton at nickel more often. The Chargers needed juice at edge rusher, especially given Khalil Mack was on injured reserve at that point with a dislocated elbow.

Oweh, a 2021 first-round pick, did not have a sack in five games with the Ravens to start this season. He joined the Chargers for a Week 6 win at the Miami Dolphins. Oweh had a sack in his Chargers debut, and he has not stopped getting to the quarterback since. Oweh had two more sacks in the Chargers' win over the Kansas City Chiefs on Sunday. He has seven sacks in nine games with the Chargers.

Oweh, who turned 27 on Monday, is playing this season on the fifth-year option of his rookie deal. He is slated to become a free agent in March. His surge in production could not have come at a better time.

"This team has afforded me the opportunity to just be free, be me," Oweh said Sunday night in Kansas City. "They trust me. They believe in me."

Mack returned from IR in Week 7. He resumed a full-time role in Week 8, during a win over the Minnesota Vikings. Since Week 8, the Chargers rank eighth in pressure rate, according to TruMedia. And the primary engine driving that production is the trio of Mack, Oweh and edge rusher Tuli Tuipulotu.

Since the trade and Mack's return, coordinator Jesse Minter has gotten all three edge rushers on the field in passing situations. Tuipulotu has rushed from the interior on most of these looks. Opposing offenses have to make tough decisions when facing all three rushers at once. They cannot double-team all three. At least one of the rushers will get a one-on-one matchup, and at different points this season, Mack, Oweh and Tuipulotu have all benefited in these packages.

The Chargers have produced a 55 percent pressure rate when Mack, Oweh and Tuipulotu have all been on the field together this season, according to TruMedia. For reference, the league average pressure rate is 36.3 percent, and the leading pressure defense is the Vikings at 44.5 percent.

The Chargers have 12 sacks, including four strip sacks, when Mack, Oweh and Tuipulotu have been on the field together, according to TruMedia. They have all been on the field for 61 snaps this season.

"What wins in this league on passing downs is the ability to affect the quarterback," Minter said. "Some teams do it by designing super well-designed blitzes and all that stuff. I think there's times where you got to do that. I really think most people would say that if you can get the pressure that you want with four and cover the guys that are out there, that's harder to go against."

Last season, Minter had Mack, Tuipulotu and Joey Bosa in his edge room. He used those three on the field together on 82 snaps over the course of the season, and it was an advantage for the Chargers defense. When Mack, Tuipulotu and Bosa were all on the field together, they produced a 38.5 percent pressure rate.

The Oweh-Mack-Tuipulotu trio has been more effective than the Mack-Tuipulotu-Bosa trio was.

Part of that is Tuipulotu's ascendance. Tuipulotu had two sacks in Sunday's win at the Chiefs. He leads the Chargers in sacks (12) and pressures (64).

Part of that, too, is how complementary Mack, Tuipulotu and Oweh are as rushers.

Oweh's addition has been monumental, and Minter has attributed the production to how "unselfish" all three rushers are. Each player is willing to pick off opposing offensive linemen on stunts and games to create rushing lanes for a teammate.

"Whatever it takes to win," Mack said, "we're willing to do for each other."

"There's so many people you got to account for," Oweh said. "I love that package."

"We have two great edge rushers," Tuipulotu said of Mack and Oweh, "and sometimes the quarterback just falls in your lap."

How the Chargers approach this trio in the offseason will be fascinating. Mack is slated to be a free agent. He signed a one-year deal to return to the Chargers in March. Tuipulotu is in the midst of a career season, and he is playing himself into a very lucrative extension. Tuipulotu will be eligible for an extension after he finishes this season, his third in the NFL.

The Chargers have found a difference-making trio after trading for Oweh. It is clear at this point that Minter's scheme functions best when he has three disruptive edge rushers. Will the Chargers be able to keep Oweh, Mack and Tuipulotu together in 2026? To do so, they will have to give at least two new contracts to Mack and Oweh. They would have to give out a third contract if Tuipulotu wants to parlay his career year into a payday.

All that can be figured out after the season.

For now, the Chargers can keep playing and building around their edge-rusher trio as they push toward the playoffs.

"Joe Hortiz made a tremendous addition to the club," coach Jim Harbaugh said.

Oweh has changed the fabric of this year's Chargers defense.

"I feel like I'm coming into my prime," Oweh said. "I'm starting to understand things better — how to rush, how to set people up, how to build my rush. It's all coming together at the right time."

Jamaree Salyer

Chargers training camp, Day 10: Jamaree Salyer working with first team after weight-loss 'journey'

By Daniel Popper
The Athletic
July 28, 2025

EL SEGUNDO, Calif. — On Jan. 11, the Los Angeles Chargers lost to the Houston Texans in the first round of the playoffs. The next morning, players returned to the facility to clean out their lockers, attend exit meetings, pack their bags and say their goodbyes before leaving for the offseason.

Offensive lineman Jamaree Salyer was heading east to spend time at home with his family in Atlanta. Before departing, though, Salyer had a conversation that might change the trajectory of his football life.

Chargers executive director of player performance Ben Herbert challenged Salyer to lose weight.

"It's for your career. It's for you," Herbert said, as Salyer recalled. "This is what I would like for you, but it's up to you. It's your career. You control it. It's your destiny."

Those words rang in Salyer's head as he made sweeping changes to his offseason routine, most notably with his diet. He cut out sweets, sugary drinks, late-night eating — "all the stuff that everybody loves," as Salyer described it after a training camp practice last week at The Bolt.

From January to July, Salyer lost 35 pounds. He called it a "journey." According to offensive coordinator Greg Roman, Salyer "made a commitment to being in the best shape he can possibly be." The transformation is leading to improvement, and Salyer is now making a case to start in 2025.

Monday, Salyer was at left guard in team drills with the starting offensive line. Zion Johnson, who had played exclusively with the first team through the first nine practices of camp, played center with the second team. Bradley Bozeman was the first-team center.

"He's a different guy when you subtract 35 pounds of bad weight," Roman said of Salyer. "His ability to move laterally (and) change direction quickly is so much better. ... He's got some really good playing experience. He's got good instincts. He's a big, physical guy that last year, quite frankly, was held back by just the shape he was in."

Salyer started at right guard in the Chargers' playoff loss. It was his fifth start of the season. He had been primarily a depth piece in 2024 while rotating in periodically in short-yardage situations. Starting right guard Trey Pipkins III was unable to play in Houston because of an injury. Salyer was the next man up.

What started as an immense opportunity turned into a tough, grueling learning experience for the 2022 sixth-round pick.

The Chargers offensive line played its worst game of the season. All five starters allowed at least three pressures. Salyer allowed three, including a sack. At times, he looked overmatched by the Houston front, particularly by veteran defensive lineman Denico Autry. As Roman said, "There were a couple plays he'd like to have back."

Salyer, who is entering the final year of his rookie deal, used that film as motivation.

"Everybody plays bad games," said Salyer, who has started 37 games for the Chargers at guard and tackle. "I looked at it, I learned from it, and I just grew. Obviously, I would love for my best games to be in the biggest moments like that, but sometimes that's life. So, taking a situation like that and not letting the Houston game turn into Year 4, and then 'what the hell happened?' and then the end of your career. That's really my biggest thing."

After a couple of weeks of family time, Salyer got to work. Coming from one of the best college programs in football at Georgia, Salyer has never shied away from training. The key was changing his diet.

Salyer would train in the mornings in the Atlanta heat. "You go outside, you start sweating — for big guys," he quipped. He would eat his first meal at noon after his training session. All meals would come between noon and 6 p.m. After that, he would not eat another meal until the following day at noon. At night, Salyer limited his intake to hydration and some occasional fruit.

From Jan. 12 to April 22, when the Chargers reported for Phase 1 of the offseason program, Salyer lost 25 pounds. He lost an additional 10 pounds after returning to the facility and resuming training with Herbert. Salyer is now playing at 332 pounds.

"A new Jamaree," left tackle Rashawn Slater said.

At the facility, the Chargers use an InBody scanner to measure body fat percentage. Salyer bought one to use in Atlanta and track his progress during the offseason.

Salyer has added lean muscle mass and lost body fat. His conditioning has improved dramatically. Salyer believes it will help him "play better later in games."

"I know I can play, obviously. I can play football," Salyer said. "I never worried about that. It's just a matter of being able to play at a high level for four quarters."

Salyer said he is already seeing results in practice. Instead of focusing simply on making it through the exhausting days of training camp, Salyer can home in on the finer details of offensive line play. His conditioning was a hindrance. Now it is an enhancement.

"I got this play, this rep. I know I can give it my best," Salyer said. "What is my assignment? What do I need to be? Where do my hands need to be, my feet? It allows me to break the game down instead of being like, 'Oh, f—, I'm tired. How do I keep pushing?'"

Salyer is just one example of what can be characterized as the Herb Effect. Herbert has now been with the Chargers for a full offseason, and they are starting to see an impact. Salyer

said he has learned the most from Herbert's approach "mentally and psychologically."

"Some things just are, and some things just aren't," Salyer explained. "Life is that simple sometimes. ... You're good or you're not. It was good or it was bad. That's kind of how coach Herb is."

The Chargers have a lot of depth on the interior of their offensive line. Three spots on the line are set. Slater will be at left tackle. Joe Alt will be at right tackle. Mekhi Becton will be at right guard. The other two spots are open. Salyer has planted himself in the mix for the starting left guard job.

"The credit all goes to him," Roman said.

Salyer was challenged, and he accepted.

"I'm proud of where I'm at," he said. "Now it's just maintaining it."

Tuli Tuipulotu

Tuli Tuipulotu has arrived for the Chargers, right when they needed him most

By Daniel Popper
The Athletic
October 3, 2025

EL SEGUNDO, Calif. — The Tuli Tuipulotu breakout is happening.

Through four games this season, the Los Angeles Chargers edge rusher is performing like one of the best players in the league at his position. Tuipulotu had a career-high four sacks in Sunday's loss at the New York Giants, but the jump he is making in his third NFL season stretches beyond the simple box-score stats.

His flashes of dominance have turned into sustained dominance, particularly as a pass rusher.

After releasing Joey Bosa this past offseason, the Chargers hoped Tuipulotu would move into a more prominent role and emerge as a true star. Tuipulotu is delivering on that hope — and doing so while top Chargers edge rusher Khalil Mack has been sidelined for the last two games with an elbow injury.

"He's a complete player," Mack said this week of Tuipulotu. "He does everything at a high level."

Tuipulotu enters Sunday's game against the Washington Commanders tied for third among edge rushers with 23 pressures this season, according to Pro Football Focus. Only the Green Bay Packers' Micah Parsons and the Houston Texans' Will Anderson have more.

Tuipulotu's pass-rushing efficiency has also skyrocketed. As a rookie in 2023, Tuipulotu produced pressure on 11.9 percent of his pass-rushing snaps, according to TruMedia. That efficiency dropped slightly in 2024 to 10.8 percent. Through four games this season, Tuipulotu is producing pressure on 19.3 percent of his pass-rushing snaps. That ranks eighth among 105 players with at least 75 pass-rush snaps this season, according to TruMedia.

"My mindset, to be honest, is just to play hard," Tuipulotu said this week.

That shows up in how relentless Tuipulotu is in all phases of the game. His best traits are his power and his motor, and he uses them to his advantage. On his first sack Sunday, Tuipulotu drove Giants right tackle Jermaine Eluemunor five yards into the backfield with a ferocious bull rush. Quarterback Jaxson Dart felt the pressure, stepped up and escaped left. Tuipulotu shed Eluemunor and tracked Dart from behind before smothering him with a leaping tackle.

"Sprinting to the ball," Tuipulotu said.

Tuipulotu has been seeing more attention with Mack sidelined. Mack injured his elbow in the first quarter of the Chargers' Week 2 win over the Las Vegas Raiders.

The bona fide elite edge rushers can still perform in these situations — when teams are building their protection plans around neutralizing a

single opposing pass rusher. On Tuipulotu's fourth sack Sunday, the Giants slid their protection to his side. Two players, right guard Greg Van Roten and Eluemunor, were blocking Tuipulotu. He powered through both offensive linemen and sacked quarterback Russell Wilson, who had briefly replaced Dart. Tuipulotu also jarred the ball loose for a fumble.

"Power sets the tone," Tuipulotu said.

It looked like a play Mack would make. And in so many ways, Mack has been the perfect mentor for Tuipulotu. They are both immensely powerful players. Mack shapes his pass rush toolbox around his bull rush, his sharpest tool. Tuipulotu has followed the same blueprint.

Tuipulotu is now seeing how impactful his power can be — how it can turn him into a dominant force down to down.

Mack said seeing that vision materialize on the field is the "special sauce" in becoming an elite edge rusher.

"It's a pocket, it's a groove," Mack said. "He found it, and he's going to stay in it now."

Tuipulotu has always been a physical and disruptive run defender. That has continued this season. On Sunday, he stuffed a rush attempt from Dart on a third-and-goal from the 1-yard line, a key play in the Chargers' fourth-quarter goal-line stand.

Now he is that same consistently disruptive player as a pass rusher. The Chargers are moving him all over the defensive front, and Tuipulotu has been creating pressure as an interior rusher, as well.

"He can do kind of whatever he wants to do out there," Mack said. "Taking whatever they're giving you at the moment, he's great at that, whether it's the power, whether it's the speed rushes, whether it's the counters inside."

Bosa was another mentor for Tuipulotu over his first two seasons. Bosa is one of the best hand-usage technicians in the game. Tuipulotu would ask Bosa for tips to refine his technique.

"I just did it so much that it kind of just happens now," Bosa would reply.

The message: Repetitions cultivate the necessary muscle memory.

With enough banked experience now, Tuipulotu is starting to feel that muscle memory within his own game. He is not thinking about when to swipe to dislodge the hand placement of his opponent. He is just doing it.

"The more I do it," Tuipulotu said, "the more it will work."

Tuipulotu has also refined his preparation. When he first got into the league as a second-round pick in 2023, Tuipulotu heard veterans tell him to "practice like a pro." Initially, Tuipulotu said, he took that "the wrong way."

"That means don't go too hard," Tuipulotu said. "But then now I'm like, I can go hard, I just got to be smart about it."

"You practice how you play," he added. "I'm a true believer in that."

Tuipulotu's practice habits have made an impression on his coaches.

"Guys that do that stuff on a consistent basis — the way they prepare, the way they practice, the way they play — that's the focal point for us," defensive coordinator Jesse Minter said. "So just really trying to get everybody on the page of Tuli, who does this all the time."

Mack has seen Tuipulotu evolve his eating habits, his recovery routine and how he takes care of his body.

"I just believe now that he prepares how he sees himself as a player, which is at an elite level," Minter said. "Tuli is one of our top guys running to the ball every day, one of our top guys in preparation and communication. When you become like that, when you prepare like that, oftentimes it leads to performance like that."

Mack has now been on injured reserve for two games. He must miss two more before he is eligible to return.

When that happens, the Chargers will have a frightening edge-rushing duo.

"It's no secret," Mack said. "It's just hard work, and then when the opportunity comes, going out and displaying what you've been working so hard to do. ... He puts it on film. That's what you want to see."

Tuipulotu has arrived. Just as the Chargers envisioned this offseason.

With 10 sacks and growing leadership, Chargers OLB Tuli Tuipulotu elevating all aspects of his game

Dan Greenspan
Associated Press
December 7, 2025

EL SEGUNDO, Calif. (AP) — Tuli Tuipulotu leads the Los Angeles Chargers with 10 sacks and 16 tackles for loss.

Those are not the only areas where Tuipulotu is guiding the Chargers, with their emerging star outside linebacker becoming more comfortable expressing himself in his third season.

Defensive coordinator Jesse Minter said Tuipulotu spoke to the defense prior to their 31-14 win over the Las Vegas Raiders, stressing the need to come out with the right mindset following an ugly loss in Jacksonville on Nov. 16 before their bye week.

Tuipulotu then led the way with two sacks and four tackles for loss as the Chargers (8-4) allowed a season-low 156 total yards.

"And when you speak that, and then you go out and play the way he played, that's pretty cool, and that earns yourself a lot of respect, which he already has," Minter said.

Tuipulotu played his first NFL game seven days after his 21st birthday in 2023, but he joined a position group that already had premier players in Khalil Mack and Joey Bosa. Tuipulotu deferred to the veterans and wouldn't even refer to them by their first names as a rookie.

"His mind was churning, but the words weren't coming out yet," Mack said.

Tuipulotu was content to focus on learning from the two proven edge defenders. That approach had already helped set up the Lawndale, California, native for success in high school and again in college at Southern California.

His older brother, Marlon Tuipulotu, was a standout defensive tackle for the Trojans. Cousin Talanoa Hufanga was an All-America safety at USC and the Pac-12 defensive player of the year in 2020. Following their examples gave Tuli Tuipulotu an understanding of everything it took to excel, and he joined Hufanga as the Pac-12's top defender in 2022 and was a unanimous All-American that season.

Drafted in the second round by the Chargers with the 54th overall pick in April 2023, Tuipulotu already had an understanding of what was coming. Marlon had two years of NFL experience with the Philadelphia Eagles, the Chargers' opponent on Monday night. Hufanga had just earned All-Pro honors in his second year in San Francisco.

Coincidentally, both are now playing in the AFC West for the Chargers' divisional foes, as Marlon is with Kansas City and Hufanga in Denver.

"They just paved the way," Tuli Tuipulotu said. "They made things a lot easier for me, just because I know what the process is. I knew what the process was going into college because of them. I know the process was going into the NFL because of them."

Tuipulotu has been able to take the processes and experiences of family and teammates, including Mack and Bosa, to adapt and elevate in his own ways.

Chargers coach Jim Harbaugh raves about Tuipulotu's fitness regiment. Offensive lineman Jamaree Salyer was caught by surprise when he recently came in for a treatment session and saw Tuipulotu already out on the field in cleats at 6 a.m. Minter praised the detailed notes Tuipulotu takes and the questions he asks in meetings.

"It's a process to be a good player," Minter said. "And that word gets thrown around a lot, but for Tuli, it's truly like everything he does leads to how he plays on game day."

The carryover has been particularly evident of late as Tuipulotu has had five sacks and nine tackles for loss in his past five games. He has helped the Chargers navigate the departure of Bosa, who was cut in the offseason for salary cap reasons, both coming off the edge in base personnel and lining up inside in specialty packages.

Salyer, who has played guard and tackle for the Chargers, said Tuipulotu's mix of physical tools and approach to the position exacerbates the mismatch between a natural pass rusher and interior offensive linemen that already exists in obvious throwing situations.

"I mean, Tuli is a player that really takes advantage of bad technique," Salyer said. "He's a lot stronger than he looks, and he just plays really hard. He plays the game harder than most guys really do, so if you take a play off, he's gonna take advantage of that. If you take a bad set, he's gonna take advantage of that."

Minter sees the expanded versatility of Tuipulotu's pass rush identity as another indicator of him reaching a new level.

"And when you're like a dominant player, and you play with the physicality that he plays with, and the relentless motor that he plays with, it's almost like, 'Hey, put me wherever. Try and get me a one-on-one, and I can win.' And I think he's got that mindset, which is awesome to have," Minter said.

Putting all those things together, Tuipulotu has already surged past his previous career highs of 8 1/2 sacks and 11 tackles for loss in 2024 with five games remaining. The Chargers won't put any limits on what he can accomplish this season or going forward.

"I always say the sky's the limit for Tuli, man," Mack said. "I'm not expecting him to just stop at 10, and I'll just leave it at that."