



WEEKLY  
RELEASE  
WEEK 14



NEW YORK      LOS ANGELES  
GIANTS AT CHARGERS

DECEMBER 12, 2021 · 4:05 P.M. ET  
SOFI STADIUM · INGLEWOOD, CALIF.

TOGETHER BLUE



# NEW YORK GIANTS 2021 SCHEDULE

## REGULAR SEASON SCHEDULE

DATE	OPPONENT	STADIUM	TIME / RESULT	NETWORK	RADIO
Sunday, Sept. 12	Denver Broncos	MetLife Stadium	L 27-13	<b>FOX</b>	WFAN AM
Thursday, Sept. 16	Washington Football Team	FedExField	L 30-29	<b>FOX</b>	WFAN AM
Sunday, Sept. 26	Atlanta Falcons	MetLife Stadium	L 17-14	<b>FOX</b>	WFAN FM/AM
Sunday, Oct. 3	New Orleans Saints	Caesars Superdome	W 27-21 (OT)	<b>FOX</b>	WFAN AM
Sunday, Oct. 10	Dallas Cowboys	AT&T Stadium	L 44-20	<b>FOX</b>	WFAN FM/AM
Sunday, Oct. 17	Los Angeles Rams	MetLife Stadium	L 38-11	<b>FOX</b>	WFAN FM/AM
Sunday, Oct. 24	Carolina Panthers	MetLife Stadium	W 25-3	<b>FOX</b>	WFAN FM/AM
Monday, Nov. 1	Kansas City Chiefs	GEHA Field at Arrowhead Stadium	L 20-17	<b>ESPN</b>	WFAN FM/AM
Sunday, Nov. 7	Las Vegas Raiders	MetLife Stadium	W 23-16	<b>CBS</b>	WFAN FM/AM
Monday, Nov. 22	Tampa Bay Buccaneers	Raymond James Stadium	L 30-10	<b>ESPN</b>	WFAN FM/AM
Sunday, Nov. 28	Philadelphia Eagles	MetLife Stadium	W 13-7	<b>FOX</b>	WFAN FM/AM
Sunday, Dec. 5	Miami Dolphins	Hard Rock Stadium	L 20-9	<b>FOX</b>	WFAN FM/AM
Monday, Dec. 12	Los Angeles Chargers	SoFi Stadium	4:05pm	<b>FOX</b>	WFAN FM/AM
Sunday, Dec. 19	Dallas Cowboys	MetLife Stadium	1:00pm	<b>FOX</b>	WFAN FM/AM
Sunday, Dec. 26	Philadelphia Eagles	Lincoln Financial Field	1:00pm	<b>FOX</b>	WFAN FM/AM
Sunday, Jan. 2	Chicago Bears	Soldier Field	1:00pm	<b>CBS</b>	WFAN FM/AM
Sunday, Jan. 9	Washington Football Team	MetLife Stadium	1:00pm	<b>FOX</b>	WFAN FM/AM

HOME GAME

ALL TIMES ARE EASTERN



ALL TIMES EASTERN  
CHECK LOCAL LISTINGS  
SUBJECT TO CHANGE



NEW YORK  
**GIANTS** 4-8

AT

LOS ANGELES  
**CHARGERS** 7-5

SUNDAY, DECEMBER 12, 2021

4:05 PM ET

SOFT STADIUM

INGLEWOOD, CALIF.

FOX

### GIANTS AT CHARGERS

The New York Giants travel to Los Angeles to take on the Chargers in Week 14 on Sunday, Dec. 12 at 4:05 p.m. ET. This is the 13th regular season meeting between the clubs, with the Giants trailing the series, 7-5. This is the first time the Giants will play the Chargers in Los Angeles, as their previous five road meetings took place in San Diego. The two teams last met on Oct. 8, 2017, when the Giants fell to the Chargers, 27-22, at home.



### 2021 NFC EAST STANDINGS

TEAM	RECORD	HOME	AWAY	PCT.
Dallas Cowboys	8-4	4-2	4-2	.667
Washington Football Team	6-6	3-3	3-3	.500
Philadelphia Eagles	6-7	1-4	5-3	.462
New York Giants	4-8	3-3	1-5	.333

### PLAYER SPOTLIGHT - K GRAHAM GANO

#### WHAT HAPPENS IN VEGAS

As an undrafted free agent in 2009, Gano competed against Stephen Hauschka for the Ravens' starting kicker role. Hauschka earned the job, and Gano moved on to the Las Vegas Locomotives in the United Football League. His head coach with Las Vegas was former Giants Head Coach Jim Fassel and Gano excelled under him, converting 13 of 16 field goals and all 20 extra points. Gano's final kick as a Locomotive was a 33-yard field goal in overtime to win the UFL Championship.

#### MILITARY FAMILY

Gano's family has a long history of military service that dates back to ancestor John Gano, who was a confidant of George Washington in the Revolutionary War. More recently, Gano's father, Mark, served nearly 30 years in the Navy and his grandfather, Raymond, served in World War II, where he fought in the Pacific. Gano's half brother, Stewart, served in Iraq and when Graham was in college at Florida State, he would send him DVDs of his collegiate games. Stewart would respond with photos of him flying the FSU flag in the desert and messages of what he was doing overseas.

#### A SPRINTER?

At J.M. Tate High School in Cantonment, Fla., Gano was an All-American kicker and also a standout track and field athlete. In 2005 at the FHSAA Class 3A District 1 State Championships, Gano won three titles in the 100-meter (10.55 seconds), 200-meter (21.70 seconds) and 400-meter dashes (48.00 seconds). His 100 and 200-meter dash times are still records at Tate High School since setting them 16 years ago.

### GIANTS-CHARGERS BREAKDOWN

**Series Meetings:** 12

**Giants' Overall Record:** 5-7

**Home:** 3-4

**Away:** 2-3

**First Game:** Giants 35 vs. Chargers 17 (11/7/1971)

**Last Game:** Chargers 27 at Giants 22 (10/8/2017)

**Giants Total Points:** 281

**Chargers Total Points:** 319

**Most Points, Giants:** 35, two times; Giants 35 vs. Chargers 17 (11/7/1971); Giants 35 vs. Chargers 24 (11/1/1975)

**Most Points, Chargers:** 45; Chargers 45 vs. Giants 23 (9/25/2005)

**Most Points, Both Teams:** 75; Chargers 41 at Giants 34 (10/2/1983)

**Fewest Points, Both Teams:** 27; Giants 20 vs. Chargers 7 (9/14/1986)

### BIG BLUE BREAKDOWN

200

With 21 receptions in his next five games, Saquon Barkley will become the seventh-fastest running back in NFL history to reach 200 career receptions (44 games).

40

Evan Engram needs five receptions to become the sixth tight end in NFL history with at least 40 receptions in each of their first five seasons.

27

Through the first 12 games, the Giants have allowed only 27 points in the first quarter, the second-lowest mark in the league and the fewest by a Giants team since 2005 (27).

16.6

Since entering the NFL in 2017, Kenny Golladay's 16.6 yards per reception average leads all players with at least 200 receptions. Of Golladay's 26 receptions this season, 22 of them have gone for a first down (84.6%).

10

The Giants have had 10 different players (four wide receivers, three tight ends, two running backs and one offensive lineman) catch a touchdown pass this season, which is the second-most players in the NFL.

6.5

Azeez Ojulari sacked Dolphins QB Tua Tagovailoa in Week 13, bringing his season total to 6.5 and eclipsing B.J. Hill (5.5) for the Giants rookie sack record. Ojulari's 6.5 sacks are the third-most by a rookie in the NFL this season.

6

Graham Gano's 51-yard field goal in Week 13 at Miami was his sixth 50+ yard field goal of the season, which is a Giants franchise record.





# BROADCAST AND MEDIA INFORMATION

## THIS WEEK'S SCHEDULE

8 WEDNESDAY	9 THURSDAY	10 FRIDAY	11 SATURDAY	12 SUNDAY
<b>Approx. 12:10pm MT (2:10pm ET)</b> Head Coach Joe Judge Available  <b>12:30pm MT – 2:15pm MT (2:30pm ET – 4:15pm ET)</b> Practice  <b>Approx. 2:35pm MT (4:35pm ET)</b> Chargers Head Coach Brandon Staley Conference Call  <b>After Practice</b> Players Available	<b>Approx. 11:05am MT (1:05pm ET)</b> Special Teams Coord. Thomas McGaughey Available  <b>Approx. 11:15am MT (1:15pm ET)</b> Asst. Head Coach/Def. Coord. Patrick Graham Available  <b>Approx. 11:25am MT (1:25pm ET)</b> Offensive Coach Available  <b>12:30pm MT – 2:15pm MT (2:30pm ET – 4:15pm ET)</b> Practice  <b>After Practice</b> Players Available	<b>Approx. 11:40am MT (1:40pm ET)</b> Head Coach Joe Judge Available  <b>12:00pm MT – 1:45pm MT (2:00pm ET – 3:45pm ET)</b> Practice  <b>After Practice</b> Players Available	<b>No Availability</b> Travel to Los Angeles	<b>4:05pm ET</b> NYG at LAC

### BROADCAST INFORMATION

**TELEVISION:** FOX (4:05pm ET kickoff)

**Play-by-Play:** Adam Amin

**Analysts:** Mark Schlereth

**Sideline:** Shannon Spake

**Watch on Mobile** (In Market Only):

Live Streams available on the following platforms\*:

- Yahoo! Sports (mobile browser or app)
- New York Giants official app for iOS devices
- New York Giants mobile website for iOS devices (Safari browser ONLY)

\*Please check your local TV listings to confirm availability. iOS mobile web and app users should "Allow Location Access" (via Settings > Privacy > Location Services > Safari).

**NATIONAL RADIO:** Compass Media Networks

**Play-by-Play:** Bill Rosinski

**Analyst:** Brian Baldinger

**GIANTS RADIO:** WFAN 660AM/101.9 FM

**Play-by-Play:** Bob Papa

**Analyst:** Carl Banks

**Sideline:** Howard Cross

**Pregame:** Lance Medow, Paul Dottino, Jeff Feagles, John Schmeelk

**Postgame:** Lance Medow, John Schmeelk, Paul Dottino and Jeff Feagles

The Giants pregame show will begin at 1:50pm on WFAN 660AM. The postgame show can also be heard immediately after the game on WFAN 660AM.

**GIANTS POSTGAME LIVE:** MSG NETWORKS

**Host:** Madelyn Burke

"Giants Postgame Live, presented by Mercedes," is the official one-hour postgame show that will air immediately following every regular season and playoff game on MSG Network.

### PRONUNCIATIONS

Alex **BACHMAN** ..... BOCK-men  
**SAQUON** Barkley ..... SAY-quaan  
 Ben **BREDESON** ..... BREAD-eh-sun  
**KEION** Crossen ..... KEY-on  
 Cullen **GILLASPIA** ..... gill-ESS-pee-ah  
**KA'DAR** Hollman ..... kuh-DAR  
**NATRELL** Jamerson ..... nuh-TRELL  
 Casey **KREITER** ..... CRY-ter  
**NIKO** LALOS ..... NEE-ko LAY-los  
 Brian **LEWERKE** ..... Le-WUHR-key  
**BENARDRICK** McKinney ..... ben-ARE-drick  
**XAVIER** McKinney ..... ZAY-vier  
 Chris **MYARICK** ..... MY-rick  
**AZEEZ** OJULARI ..... ah-ZEEZ Oh-joo-LAHR-ee  
 Matt **PEART** ..... PAYRT  
 Quincy **ROCHE** ..... roh-SHAY  
 Matt **SKURA** ..... SKUR-uh  
 Oshane **XIMINES** ..... ZIM-en-ess

### GIANTS ON THE WEB

Giants.com is the only place to watch broadcasts of Head Coach Joe Judge's press conferences, player spotlight features and more.

APP: Download the FREE Giants Mobile App to get Giants news on the go 24/7! Sign up for the Giants.com E-Newsletter, which features weekly game preview information at Giants.com/Newsletter.

### GIANTS ON SOCIAL

**Twitter:** @Giants

**Instagram:** @NYGiants

**TikTok:** @NYGiants

**Snapchat:** @NewYorkGiants

**Facebook:** @NewYorkGiants

**YouTube:** @NewYorkGiantsFootball1925

### MEDIA GUIDE

The electronic version of the Giants 2021 Media Guide is available online, please visit: <https://giants.1rmg.com/>



# 2021 TEAM CAPTAINS



## GIANTS ANNOUNCE CAPTAINS FOR 2021 SEASON

SEPT. 6, 2021- EAST RUTHERFORD, N.J. — When Joe Judge gathered his players together late this afternoon, he spoke to them about their just-completed practice, the schedule for the rest of the week — and who they had voted to be their captains on the 2021 Giants.

Seven players will represent the team as captains: quarterback Daniel Jones, running back Saquon Barkley, center Nick Gates, linebacker Blake Martinez, safeties Jabrill Peppers and Logan Ryan, and kicker Graham Gano.

“To me, the important thing for a captain is they’ve got to set the tone for the team in how they work, how they perform, and also how to put the team first,” Judge said. “They have to be the example of the most unselfish players on the team. The other important role for captains in any locker room is they’ve got to be the voice of the team directly to the head coach. So, if there’s an issue, or if there’s something that needs to be addressed, they’ve got to be someone who the team trusts to speak for them on their behalf and make sure that the issue is getting addressed. It’s important that these guys are good players who put the team first, and also have good communication as well and are not afraid to speak their mind.”

Barkley is a third-year captain; Jones, Martinez and Peppers were selected for a second season; and Gates, Ryan and Gano received the honor for the first time. Martinez, Ryan and Gano joined the Giants last year. The seven captains match the 2019 team for the Giants’ highest number since they began selecting season-long captains in 2007. “They’re players who demonstrate on a daily basis how they put the team first,” Judge said. “They’re obviously good players and they’ve earned the respect of their teammates.”

Jones, like Barkley in 2019, was first selected to be a captain in his second season. This is the 15th consecutive season the Giants’ starting quarterback will serve as a captain. Eli Manning held the honor for 13 years.

Barkley was a repeat selection despite being limited to two games last season after suffering a serious knee injury in Week 2. He is the only running back to be a captain since 2007.

Gates is entering his fourth season in the NFL and with the Giants. He joined Martinez among the five Giants who started all 16 games in 2020.

Martinez led the Giants and was third in the NFL with 151 tackles (86 solo), the fourth consecutive season he tallied at least 147 tackles. He also had 3.0 sacks, nine tackles for loss, six quarterback hits, one interception, five passes defended, two forced fumbles and one fumble recovery.

Peppers played in 15 games with 14 starts and finished with career-high totals of 89 tackles (third on the Giants, including a career-best 57 solo), eight tackles for loss, 11 passes defended, 2.5 sacks, one forced fumble and one fumble recovery. He also led the Giants with 15 punt returns for 187 yards, a career-high 12.5-yard average.

Ryan joined the Giants as a free agent on Sept. 4, 2020, and quickly became both a productive player and a team leader. A cornerback for most of his career, Ryan made 13 of his 15 starts at safety. He was second on the team with 92 tackles (67 solo) and had 1.0 sack, one interception and nine passes defended. Ryan’s three forced fumbles and two fumble recoveries (the first of his career) were team-leading figures.

Gano had one of the finest seasons by a kicker in Giants history by making 31 of 32 field goal attempts, a .9687 percentage that is the second highest in team history. Gano had the highest success rate among the 21 NFL kickers who attempted at least 25 field goals in 2020. Gano’s only miss was on a 57-yard try at Chicago. After the miss, he made his next 30 field goal attempts, the longest streak in Giants history.





# GIANTS IN THE COMMUNITY

## GIANTS FOOD DRIVE



**Xavier McKinney** and the Giants are teaming up with **Stop & Shop** to help **Food Bank for New York City**, the city's largest hunger-relief organization, fight hunger across the five boroughs this holiday season. From December 3 to 23, fans can shop online at [StopandShop.com](http://StopandShop.com) for pickup or delivery and add a donation of \$1, \$3, \$5, \$10 or \$20 to their cart at checkout. All donations will benefit Food Bank for New York City. A QR code will also be available to fans who wish to donate, which can be found on Giants.com. When the Giants host the Dallas Cowboys on Sunday, December 19, the food drive's QR code will be displayed on pylon signage and video boards around the stadium as a call to action for all fans in attendance. Since 1997, the New York Giants have supported an annual food drive to help feed thousands of hungry New Yorkers during the holidays.

## MY GIANT IMPACT

Throughout the month of December, the New York Giants will be highlighting the non-profit organizations that Giants players support as part of the team's **My Giant Impact** campaign. The partnerships the players have created, both locally and in their hometowns, are making a giant impact in the community – and we are proud to share them with you. Check out [@GiantsCRD-ept](https://twitter.com/GiantsCRD-ept) on Twitter throughout the month of December to learn more.



## GIANTS PLAYERS GIVE BACK FOR THANKSGIVING


Several Giants players helped give back to their communities prior to Thanksgiving:

- **Logan Ryan's** nonprofit, Ryan Animal Rescue Foundation (RARF), teamed up with Companions and Animals for Reform and Equity (CARE) to offer Thanksgiving meals and pet supplies for hundreds of residents in Ryan's hometown of Camden.
- **Andrew Thomas** and Shameka Reynolds, the Mayor of Lithonia, Ga., hosted a Turkey giveaway of over 300 turkeys for the residents of his hometown.
- **Saquon Barkley's** foundation, the Michael Ann & Saquon Barkley Hope Foundation, donated 500 turkeys during their Thanksgiving Turkey Drive for residents of the Bronx.





# GIANTS IN THE COMMUNITY



2,226  
IN-KIND DONATIONS

\$2,000,000  
DONATED

823 PLAYERS  
COACHES  
STAFF

158  
COMMUNITY  
EVENTS



**NY PLAYER PANDEMIC RELIEF**

**\$146,750**  
DONATED

CFCNJ FOOD BANK OF NEW JERSEY  
foodbanknj.org

## TEAM OF TEAMS INITIATIVE

The Giants players and coaches split themselves into nine teams and each team was paired with an organization in a dedicated region within New York and New Jersey. After several conversations regarding the issues that most affect the residents of those areas, the teams selected initiatives and worked alongside their community partner for the season. Through the Giants Inspire Change grant, each organization was awarded \$20,000 to support the work they are doing in our community. The Queens Mets and Far Rockaway Colts work was voted as most impactful by the Giants organization and granted an additional \$20,000.

- Staten Island Rangers - The Staten Island Rangers supported RISE in their mission to increase civic engagement by spreading the word about voter rights, registration and education in Staten Island, N.Y.
- Bronx Yankees - The Bronx Yankees partnered with the Bronx Defenders to transform how low-income people are represented in the justice system and transform the system itself.
- Brooklyn Nets - The Brooklyn Nets partnered with United Way of New York City's EducateNYC program to support educational equity in Brownsville, Brooklyn.
- Paterson Globetrotters - The Paterson Globetrotters joined forces to personally mentor Eva's Village clients experiencing poverty and substance use disorders and provided funding for meals.
- Newark Red Bulls - The Newark Red Bulls joined forces with Covenant House New Jersey, located in Newark, to support homeless youth through education, employment and financial literacy.
- East Orange Devils - The East Orange Devils partnered with the Mayor's office of East Orange, N.J. to support the public schools and families in need.
- Queens Mets - The Queens Mets teamed up with the NYPD-led Far Rockaway Colts to improve police-community relations and education through youth football in Far Rockaway, Queens.
- Manhattan Knicks - The Manhattan Knicks partnered with the New York City Police Foundation, an independent, non-profit organization founded to help advance public safety and improve the quality of police services in New York City.
- Westchester Islanders - The Westchester Islanders partnered with My Sisters' Place and the Mt. Vernon (N.Y.) High School football team to promote racial equity in education.



## CHARACTER PLAYBOOK

On Tuesday November 16, Giants cornerback **Darnay Holmes** and **Dr. Lani Lawrence**, the Giants Director of Wellness and Clinical Services, joined United Way of NYC and Everfit to lead a Character Playbook event with students throughout New York. Holmes and Lawrence participated in a conversation that focused on understanding and managing emotions along with mental wellness. The event was based on the NFL's Character Playbook curriculum, which is a free digital program that teaches students real world skills about healthy relationships, mental wellness, conflict resolution and managing emotions.



# 2021 WHAT TO WATCH FOR

## GIANTS

- Look to improve to 707-626-33 all-time.
- Look to win their first game in SoFi Stadium.
- Look to force at least one takeaway in the 13th consecutive game against the Chargers.
- Look to have a rookie produce at least a half-sack in the fifth straight game.
- Look to allow seven or fewer points in the first quarter in each of the first 13 games in a season for the first time since 2008 and the 10th time in franchise history.

## QB DANIEL JONES

- Needs two rushing touchdowns (two) to tie Dave Brown (four in 1995) for the most rushing touchdowns by a quarterback in a single season in Giants history.
- Needs at least three passing touchdowns (45) to pass Charlie Conerly (47) for the second-most passing touchdowns by a Giants player in their first three seasons.
- Needs at least five touchdown passes (45) in the next two games to become the fastest player to 50 passing touchdowns in franchise history (Eli Manning, 38 games).
- Needs at least 10 passing touchdowns (45) to pass Eli Manning (54) for the most passing touchdowns by a Giants player in their first three seasons.
- Needs at least 72 passing yards (2,428) to become the first player in franchise history to pass for at least 2,500 yards in each of their first three seasons.
- Needs at least 409 passing yards (8,398) to pass Dave Brown (8,806) for the seventh-most passing yards in Giants history.
- Needs three games with at least 300 passing yards (six) to tie Y.A. Tittle (nine) for the fourth-most 300-yard passing games in Giants history.

## RB SAQUON BARKLEY

- Needs one game with at least 100 rushing yards (11) to tie Ahmad Bradshaw (12) for the fifth-most 100-yard rushing games in Giants history.
- Needs at least 21 receptions (179) in his next five games to become the seventh-fastest running back in NFL history to 200 total receptions (45 games).
- Needs at least 409 scrimmage yards (4,071) to pass Odell Beckham Jr. (4,479) for the second-most scrimmage yards by a Giants player in their first four seasons.

## WR KADARIUS TONEY

- Needs at least 331 receiving yards (392) to pass Evan Engram (722) for the sixth-most receiving yards by a Giants rookie.
- Needs at least 14 receptions (35) to pass Bobby Johnson (48 in 1984) and Darius Slayton (2019) for the sixth-most receptions by a Giants rookie.

## TE EVAN ENGRAM

- Needs at least five receptions (35) to become the sixth tight end in NFL history with at least 40 receptions in each of their first five seasons.
- Needs at least 16 receptions (251) to pass Mark Bavaro (266) for the third-most receptions by a tight end in Giants history.

## WR KENNY GOLLADAY

- Needs at least 313 receiving yards (409) to pass Saquon Barkley (721 in 2018) for the 10th-most receiving yards by a Giants player in their first season with the team.

## K GRAHAM GAND

- Needs one successful 50+ yard field goal to tie for the 10th-most 50+ yard field goals (seven) in a season in NFL history.
- Needs to score at least 11 points to become the fifth player in Giants history with at least two 100-point seasons.
- Needs at least 11 field goals (25) made to pass John Carney, Jay Feely and Ali Haji-Sheikh (35) for the most field goals in a season by a Giants player.

## CB JAMES BRADBERRY

- Needs at least four passes defended to join Jason Sehorn (2000-01) as the only players in franchise history with at least 15 passes defended in consecutive seasons.
- Needs two games with a pass defended (10) to tie Terrell Thomas (12) for the second-most games with a pass defended by a Giants player in a season.

## S XAVIER MCKINNEY

- Needs at least one interception (five) to become the first Giant since Dominique Rodgers-Cromartie (2016) with at least six interceptions in a season.
- Needs one interception to tie for the fourth-most interceptions (six) by a Giant in a single season since the merger.
- Needs at least 10 tackles (90) and one interception (six) to become the first player in franchise history with at least 100 tackles and seven interceptions in their first two seasons.

## LB AZEEZ OJLARI

- Needs at least 2.5 sacks in a game to join Julius Peppers (2002), Leslie O'Neal (1986) and Reggie White (1985) as the only rookies in NFL history with at least 2.5 sacks in multiple games.
- Needs at least 4.5 sacks (6.5) to become the fourth rookie since 2011 with at least 11.0 sacks in their first season.
- Needs one quarterback hit (eight) to tie three players for the second-most quarterback hits (nine) in a season by a Giants rookie.
- Needs at least three quarterback hits (eight) to pass Lorenzo Carter (10 in 2018) for the most quarterback hits in a season by a Giants rookie.

## DL LEONARD WILLIAMS

- Needs at least 4.5 sacks to become the fifth player in franchise history to log at least 10.0 sacks in consecutive seasons.
- Needs at least six quarterback hits (51) to pass Olivier Vernon (56) for the fifth-most quarterback hits in Giants history.
- Needs at least 10 quarterback hits (141) to pass DeMarcus Ware (150) for the fifth-most quarterback hits by a player in their first seven seasons.

## WR STERLING SHEPARD

- Needs at least 125 receiving yards (3,842) to pass Amani Toomer (3,966) for the sixth-most receiving yards by a Giants player in their first six seasons.
- Needs at least 158 receiving yards (3,842) to become the fourth-fastest Giants player with at least 4,000 career receiving yards (70 games).
- Needs at least nine receptions (345) to pass Tiki Barber (353) for the third-most receptions by a Giants player in their first six seasons.
- Needs at least 18 receptions (32) and 176 receiving yards (324) to become the first Giants player with at least 50 receptions and 500 receiving yards in each of his first six seasons.





# LAST MEETING

## CHARGERS 27, GIANTS 22

OCTOBER 8, 2017 -- METLIFE STADIUM



### TEAM STATISTICS

CHARGERS		GIANTS
21	FIRST DOWNS	18
382	NET YARDS GAINED	335
29-124	RUSHES / YARDS	25-152
258	NET YARDS PASSING	183
21-44-1	COMP / ATT / INT	21-36-1
0-0	SACKED / YDS LOST	5-42
11-87	PENALTIES / YDS	10-67
31:45	TIME OF POSSESSION	28:15
8-18	3RD DOWN EFFICIENCY	5-15
1	TURNOVERS	2
2-5	RED ZONE EFFICIENCY	0-0

### GIANTS INDIVIDUAL STATISTICS

#### RUSHING

Orleans Darkwa 8-69-1, Wayne Gallman 11-57, Shane Vereen 5-18, Odell Beckham, Jr. 1-8

#### RECEIVING

Odell Beckham, Jr. 5-97-1, Roger Lewis 1-29-1, Shane Vereen 4-27, Wayne Gallman 5-25, Brandon Marshall 2-15, Jerrell Adams 1-11, Rhett Ellison 1-9, Sterling Shepard 1-9, Orleans Darkwa 1-3

#### PASSING

Eli Manning 21/36-225-2TD

#### SACKS

None.

#### FIELD GOALS

None.

### SCORING RECAP

	1ST	2ND	3RD	4TH	F
LAC	0	10	7	10	27
NYG	9	0	7	6	22

# 1

NYG (8:53) - S.Pulley fumble out of bounds in end zone for a Safety

NYG (2:16) - O.Darkwa 23 yd. run (A.Rosas kick) (5-64, 2:19)

# 2

LAC (13:01) - M.Gordon III 6 yd. pass from PRivers (N.Novak kick) (8-77, 4:15)

LAC (0:06) - N.Novak 20 yd. Field Goal (12-49, 2:36)

# 3

NYG (6:46) - R.Lewis 29 yd. pass from E.Manning (A.Rosas kick) (9-80, 4:10)

LAC (0:40) - H.Henry 25 yd. pass from PRivers (N.Novak kick) (12-92, 6:06)

# 4

NYG (13:31) - O.Beckham, Jr. 48 yd. pass from E.Manning (pass failed) (5-75, 2:09)

LAC (4:50) - N.Novak 31 yd. Field Goal (11-48, 4:15)

LAC (2:58) - M.Gordon III 10 yd. pass from PRivers (N.Novak kick) (3-11, 0:48)

### NOTABLE MOMENT

- The Giants opened the scoring with a safety on the Chargers' second drive of the game, marking just the fourth time since 1994 that the Giants scored the first points in a game on a safety.

### CHARGERS INDIVIDUAL STATISTICS

#### RUSHING

Melvin Gordon III 20-105, Travis Benjamin 1-14, Philip Rivers 4-5, Austin Ekeler 4-0

#### RECEIVING

Keenan Allen 4-67, Melvin Gordon III 6-58-2, Hunter Henry 3-42-1, Austin Ekeler 3-28, Antonio Gates 2-23, Tyrell Williams 1-22, Travis Benjamin 2-18

#### PASSING

Philip Rivers 21/44-258-3TD

#### SACKS

Melvin Ingram III 2.0-25, Joey Bosa 2.0-6, Darius Philon 1.0-11

#### FIELD GOALS

Nick Novak 2-2



# 2021 STATS MATCH-UP

## NEW YORK GIANTS

	Giants	Opponents
Points Scored	211	273
Total First Downs	226	266
3rd Down: Made/Att	56/154	61/157
Total Net Yards	3,742	4,383
Net Yards Rushing	1,090	1,473
Net Yards Passing	2,652	2,910
Touchdowns	19	30
Rushing	7	9
Passing	11	20
Returns	1	1
PR/KR TDs	0	0
Punt Return Avg.	7.4	8.6
KO Return Avg.	21.4	17.7
Sacks	23	26

Scoring	Graham Gano	89
Pass Attempts	Daniel Jones	361
Pass Completions	Daniel Jones	232
Completion Pct.	Daniel Jones**	64.3
Passing Yards	Daniel Jones	2,428
Passing TDs	Daniel Jones	10
Rushing Yards	Devontae Booker	376
Rushing TDs	Three Players	2
Avg. Yards-Per-Rush	Daniel Jones**	4.8
Receptions	Kadarius Toney/Evan Engram	35
Receiving Yards	Kenny Golladay	409
Receiving TDs	Evan Engram	2
Avg. Yards-Per-Rec	John Ross III	21.7
Tackles	Tae Crowder	88
Sacks	Azeez Ojulari	6.5
Interceptions	Xavier McKinney	5
Punt Returns	Jabrill Peppers	9
Punt Return Avg.	Pharoh Cooper**	9.5
KO Returns	C.J. Board	11
KO Return Avg.	C.J. Board	24.8
Punts	Riley Dixon	49
Punting Avg.	Riley Dixon	44.9


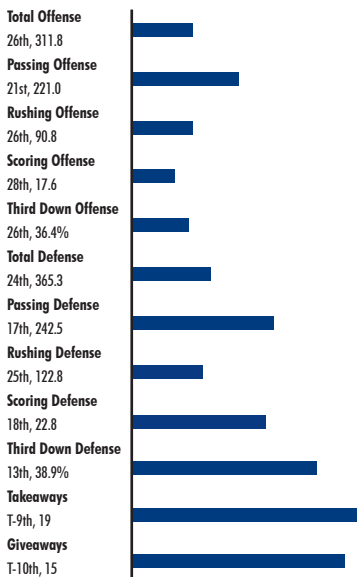
\*with at least 10 attempts  
 \*\*with more than 5 attempts

## LOS ANGELES CHARGERS

	Chargers	Opponents
Points Scored	314	315
Total First Downs	274	269
3rd Down: Made/Att	68/153	73/149
Total Net Yards	4,585	4,208
Net Yards Rushing	1,212	1,694
Net Yards Passing	3,373	2,514
Touchdowns	39	36
Rushing	11	17
Passing	27	17
Returns	1	2
PR/KR TDs	0	0
Punt Return Avg.	7.0	12.4
KO Return Avg.	20.4	21.8
Sacks	27	25

Scoring	Austin Ekeler	92
Pass Attempts	Justin Herbert	473
Pass Completions	Justin Herbert	315
Completion Pct.	Justin Herbert	66.6
Passing Yards	Justin Herbert	3,547
Passing TDs	Justin Herbert	27
Rushing Yards	Austin Ekeler	663
Rushing TDs	Austin Ekeler	8
Avg. Yards-Per-Rush	Justin Jackson**	5.9
Receptions	Keenan Allen	86
Receiving Yards	Keenan Allen	929
Receiving TDs	Austin Ekeler/Mike Williams	7
Avg. Yards-Per-Rec	Jalen Guyton	16.1
Tackles	Derwin James	100
Sacks	Joey Bosa	7.5
Interceptions	Three Players	2
Punt Returns	Andre Roberts	8
Punt Return Avg.	Andre Roberts	7.1
KO Returns	Andre Roberts	13
KO Return Avg.	Andre Roberts	25.0
Punts	Ty Long	36
Punting Avg.	Ty Long	47.1

\*with at least 10 attempts  
 \*\*with more than 5 attempts





## COACHES CAPSULE



### JOE JUDGE

HEAD COACH

**2nd** YEAR WITH GIANTS

**10th** YEAR IN NFL

Joe Judge was named the 19th head coach in Giants history. Judge, 39, brings 16 years of coaching experience to his first head coaching the job.

**2020 SEASON:** The Giants finished Judge's first season as head coach in second place in the NFC East at 6-10, their best record since they were 11-5 in 2016. That included a 3-5 mark in MetLife Stadium, their finest home record since they were 7-1, also in 2016.



### PATRICK GRAHAM

ASSISTANT HEAD COACH / DEFENSIVE COORDINATOR

**4th** YEAR WITH GIANTS

**13th** YEAR IN NFL

Graham is in his second season as the Giants' defensive coordinator/assistant head coach. Graham was the team's defensive line coach in 2016-17.

**2020 SEASON:** In 2020, the Giants' defense improved significantly in Graham's debut season as coordinator. The unit ranked ninth by allowing 357 points, 94 fewer than their total in 2019 and notched 40 sacks of opposing quarterbacks.



### THOMAS MCGAUGHEY

SPECIAL TEAMS COORDINATOR

**8th** YEAR WITH GIANTS

**15th** YEAR IN NFL

Thomas McGaughey is in the fourth season of his second stint with the Giants and his fourth as their special teams coordinator. He was previously a coordinator for three other NFL teams.

**2020 SEASON:** In 2020, Graham Gano made 31 of 32 field goal attempts, a .9687 percentage that is the second highest in Giants history. Gano's predecessor, Aldrick Rosas made 32 of 33 attempts, a success rate of .9696, in 2018.



Giants Head Coach Joe Judge presents RB Devontae Booker with the game ball after the team's 23-16 win over Las Vegas in Week 9 of the 2021 season.






# COACHES CAPSULE



## RYAN ANDERSON

DEFENSIVE QUALITY CONTROL

1st YEAR WITH THE GIANTS  
1st YEAR IN THE NFL



## ANTHONY BLEVINS

ASSISTANT LINEBACKERS/  
SPECIAL TEAMS ASSISTANT

4th YEAR WITH THE GIANTS  
9th YEAR IN THE NFL



## CARTER BLOUNT

DEFENSIVE QUALITY CONTROL

1st YEAR WITH THE GIANTS  
1st YEAR IN THE NFL



## BURTON BURNS

RUNNING BACKS

2nd YEAR WITH THE GIANTS  
2nd YEAR IN THE NFL



## RUSS CALLAWAY

OFFENSIVE QUALITY CONTROL

1st YEAR WITH THE GIANTS  
1st YEAR IN THE NFL



## DEREK DOOLEY

TIGHT ENDS

2nd YEAR WITH THE GIANTS  
9th YEAR IN THE NFL



## JEROME HENDERSON

DEFENSIVE BACKS

2nd YEAR WITH THE GIANTS  
16th YEAR IN THE NFL



## AMOS JONES

ASSISTANT COACH – SPECIAL  
PROJECTS & SITUATIONS

2nd YEAR WITH THE GIANTS  
15th YEAR IN THE NFL



## FREDDIE KITCHENS

SENIOR OFFENSIVE ASSISTANT

2nd YEAR WITH THE GIANTS  
16th YEAR IN THE NFL



## JEREMY PRUITT

SENIOR DEFENSIVE ASSISTANT

1st YEAR WITH THE GIANTS  
1st YEAR IN THE NFL



## TOM QUINN

ASSISTANT SPECIAL TEAMS

16th YEAR WITH THE GIANTS  
16th YEAR IN THE NFL



## ROB SALE

OFFENSIVE LINE

1st YEAR WITH THE GIANTS  
1st YEAR IN THE NFL



## JERRY SCHUPLINSKI

QUARTERBACKS

2nd YEAR WITH THE GIANTS  
9th YEAR IN THE NFL



## KEVIN SHERRER

LINEBACKERS

2nd YEAR WITH THE GIANTS  
2nd YEAR IN THE NFL



# COACHES CAPSULE



**SEAN SPENCER**  
DEFENSIVE LINE  
2nd YEAR WITH THE GIANTS  
2nd YEAR IN THE NFL



**TYKE TOLBERT**  
WIDE RECEIVERS  
4th YEAR WITH THE GIANTS  
18th YEAR IN THE NFL



**MIKE TREIER**  
ASSISTANT DEFENSIVE BACKS  
2nd YEAR WITH THE GIANTS  
2nd YEAR IN THE NFL



**BEN WILKERSON**  
ASSISTANT OFFENSIVE LINE  
4th YEAR WITH THE GIANTS  
7th YEAR IN THE NFL



**NICK WILLIAMS**  
OFFENSIVE QUALITY CONTROL  
2nd YEAR WITH THE GIANTS  
2nd YEAR IN THE NFL



**JODY WRIGHT**  
OFFENSIVE ASSISTANT  
2nd YEAR WITH THE GIANTS  
3rd YEAR IN THE NFL




New York Giants Coaching Staff from the 1958 season (standing L to R):  
Ken Kavanaugh, John Dell Isola, Tom Landry. Kneeling Vince Lombardi and Jim Lee Howell.



# NEW TO BIG BLUE

## OFFSEASON ACQUISITIONS



**28**

**RB DEVONTAE BOOKER**

Las Vegas Utah  
FA-'21 Sacramento, Calif.



**68**

**G BEN BREDESON**

Baltimore Michigan  
T-'21 Hartland, Wisc.



**19**

**WR KENNY GOLLADAY**

Detroit Northern Illinois  
FA-'21 Chicago, Ill.



**22**

**CB ADOREE' JACKSON**

Tennessee USC  
FA-'21 Belleville, Ill.



**69**

**OL BILLY PRICE**

Cincinnati Ohio State  
T-'21 Austintown, Ohio



**55**

**LB REGGIE RAGLAND**

Detroit Alabama  
FA-'21 Madison, Ala.



**12**

**WR JOHN ROSS III**

Cincinnati Washington  
FA-'21 Long Beach, Calif.



**80**

**TE KYLE RUDOLPH**

Minnesota Notre Dame  
FA-'21 Cincinnati, Ohio




**75**

**OL DANNY SHELTON**

Detroit Washington  
FA-'21 Auburn, Wash.

## 2021 GIANTS DRAFT CLASS



**89**

**WR KADARIUS TONEY**

Rd. 1 // Pick 20 Florida  
Mobile, Ala.



**51**

**LB AZEEZ OJULARI**

Rd. 2 // Pick 50 Georgia  
Austell, Ga.



**33**

**CB AARON ROBINSON**

Rd. 3 // Pick 71  
Deerfield Beach, Fla.



**94**

**LB ELERSON SMITH**

Rd. 4 // Pick 116 Northern Iowa  
Minneapolis, Minn.



**37**

**RB GARY BRIGHTWELL**

Rd. 6 // Pick 196 Arizona  
Chester, Pa.



**25**

**CB RODARIUS WILLIAMS\***

Rd. 6 // Pick 201 Oklahoma State  
Shreveport, La.

\*Currently on Reserve/Injured List.





# ROSTER NOTES

## GIANTS CONNECTIONS TO CALIFORNIA

GIANTS PLAYERS	CONNECTION
RB Devontae Booker	<b>American River College</b> (2011-13) Sacramento, Calif.
CB Adoree' Jackson	<b>USC</b> (2014-16)
WR Collin Johnson	San Jose, Calif.
FB Eli Penny	<b>College of the Sequoias</b> (2011) Norwalk, Calif.
DL Leonard Williams	<b>USC</b> (2012-14)
WR John Ross III	Long Beach, Calif.



Giants WR **John Ross III** grew up 20 miles from SoFi Stadium in Long Beach, Calif., where he starred at Jordan High School. Ross III had his No. 2 football jersey retired by the school in February 2019.

## GIANTS STAFF CONNECTION

Tom Quinn, Assistant Special Teams	<b>Stanford</b> - Special Teams/Outside Linebackers (2004-05) Special Teams/Tight Ends (2002-03)
	<b>San Jose State</b> - Linebackers/Tight Ends/Special Teams (1999-01)

## CHARGERS CONNECTIONS TO NEW YORK/NEW JERSEY

### CHARGERS STAFF CONNECTION

Tom Telesco, General Manager	Buffalo, N.Y.
Joe Lombardi, Offensive Coordinator	<b>N.Y./N.J. Hitmen (XFL)</b> - Tight Ends/Running Backs (2001)
Dan Shamash, Offensive Assistant	<b>Columbia</b> - Defensive Assistant (2008) New York, N.Y.

## CHARGERS CONNECTIONS TO GIANTS

### CHARGERS PLAYERS CONNECTION

OLB Kyle Fackrell	2020
DL Linval Joseph	2010-13

## GIANTS ROSTER FACTS

<b>OLDEST GIANTS PLAYER:</b>	K Graham Gano, 34
<b>YOUNGEST GIANTS PLAYER:</b>	LB Azeez Ojulari, 21
<b>HEAVIEST GIANTS PLAYER:</b>	DL Danny Shelton, 345
<b>LIGHTEST GIANTS PLAYER:</b>	DB Keion Crossen & CB Adoree' Jackson, 185
<b>TALLEST GIANTS PLAYER:</b>	T Nate Solder, 6-9
<b>SHORTEST GIANTS PLAYER:</b>	Two Players, 5-10
<b>MOST SEASONS WITH GIANTS:</b>	WR Sterling Shepard, 6
<b>MOST NFL SEASONS:</b>	K Graham Gano, 12
<b>COLLEGE WITH THE MOST GIANTS:</b>	Georgia, 6
<b>DRAFTED BY GIANTS:</b>	20
<b>SUPER BOWL RINGS:</b>	T Nate Solder, 2 DB Logan Ryan, 2 DB Keion Crossen, 1 LB Reggie Ragland, 1 DL Danny Shelton, 1

## NOTABLE COLLEGE CONNECTIONS

GIANTS	CHARGERS
DL Dexter Lawrence II (2016-18)	WR Mike Williams (2013-16)
QB Daniel Jones (2015-18)	OLB Chris Rumph II (2018-20)
LB Azeez Ojulari (2018-20)	TE Tre' McKitty (2020)
S Julian Love (2016-18)	LB Drue Tranquill (2014-18) DL Jerry Tillery (2015-18) S Alohi Gilman (2017-19)
DL Leonard Williams (2012-14) CB Adoree' Jackson (2014-16)	OLB Uchenna Nwosu (2014-17)
OL Billy Price (2013-17)	C Corey Linsley (2009-13) OLB Joey Bosa (2013-15)



Giants OL **Billy Price** (left) and Chargers OLB **Joey Bosa** (right) played three seasons (2013-15) at Ohio State together, producing a record of 38-4 during that time. The two started and helped the Buckeyes win the inaugural College Football Playoff National Championship in 2015, when they defeated Oregon, 42-20.

## NOTABLE NFL CONNECTIONS

### GIANTS CHARGERS

WR John Ross III (2017-20) OL Billy Price (2018-21)	DT Christian Covington (2020)
WR Kenny Golladay (2017-20) LB Reggie Ragland (2020) DL Danny Shelton (2020)	QB Chase Daniel (2020)
LB Benardrick McKinney (2015-20)	DT Christian Covington (2015-18) TE Stephen Anderson (2016-17) G Senio Kelemete (2018-20)
TE Kyle Rudolph (2011-20)	DL Linval Joseph (2014-19) T Storm Norton (2018)
CB Adoree' Jackson (2017-20)	LS Matt Overton (2020)
OL Wes Martin (2019-21)	K Dustin Hopkins (2015-21)
P Riley Dixon (2016-17) RB Devontae Booker (2016-19) LS Casey Kreiter (2016-19)	CB Chris Harris Jr. (2011-19) G/T Michael Schofield III (2015-16) DB Trey Marshall (2018-20)

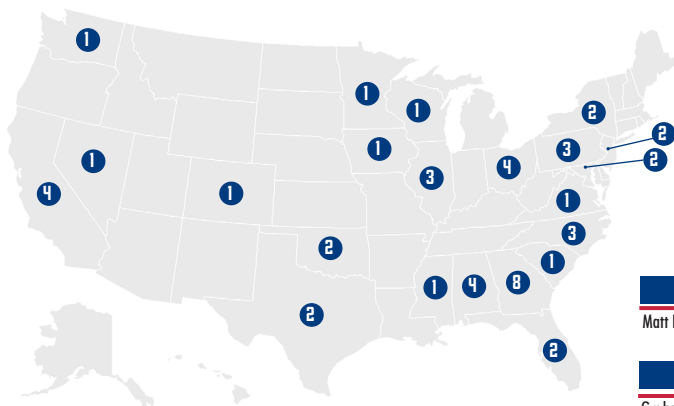


Giants RB **Devontae Booker** (left) and Chargers CB **Chris Harris Jr.** (right) played four seasons (2016-19) together with the Denver Broncos. Booker totaled the second-most scrimmage yards (1,975) by a Broncos running back while Harris Jr. notched the second-most passes defended (34) in their time together.



# GIANTS STATE OF MIND

**HOMETOWN HEROES:** The Giants players represent 22 states and 3 countries. Below is a breakdown.



## JAMAICA [1]

Matt Peart - Kingston

## SCOTLAND [1]

Graham Gano - Arbroath

## ALABAMA [4]

James Bradberry - Pleasant Grove  
Korey Cunningham - Montevallo  
Reggie Ragland - Madison  
Kadarius Toney - Mobile

## CALIFORNIA [4]

Devontae Booker - Sacramento  
Collin Johnson - Los Angeles  
Eli Penny - Norwalk  
John Ross III - Long Beach

## COLORADO [1]

Nate Solder - Denver

## FLORIDA [2]

Aaron Robinson - Deerfield Beach  
Leonard Williams - Daytona Beach

## GEORGIA [8]

Lorenzo Carter - Norcross  
Tae Crowder - Hamilton  
Evan Engram - Powder Springs  
Jake Fromm - Warner Robins  
Xavier McKinney - Roswell  
Azeem Ojulari - Austell  
Darius Slayton - Norcross  
Andrew Thomas - Lithonia

## ILLINOIS [3]

Kenny Golladay - Chicago  
Adoree' Jackson - Belleville  
Julian Love - Westchester

## IOWA [1]

Casey Kreiter - DeWitt

## MARYLAND [2]

Cam Brown - Burtonsville  
Quincy Roche - Randallstown

## MINNESOTA [1]

Elerson Smith - Minneapolis

## MISSISSIPPI [1]

Benardrick McKinney - Tunica

## NEVADA [1]

Will Hernandez - Las Vegas

## NEW JERSEY [2]

Austin Johnson - Galloway  
Logan Ryan - Voorhees

## NEW YORK [2]

Riley Dixon - Oneida  
Oshane Ximines - Queens

## NORTH CAROLINA [3]

Keion Crossen - Garysburg  
Daniel Jones - Charlotte  
Dexter Lawrence II - Wake Forest

## OHIO [4]

Wes Martin - West Milton  
Billy Price - Austintown  
Kyle Rudolph - Cincinnati  
Matt Skura - Columbus

## OKLAHOMA [2]

Steven Parker - Tulsa  
Sterling Shepard - Oklahoma City

## PENNSYLVANIA [3]

Saquon Barkley - Coplay  
Gary Brightwell - Chester  
Chris Myarick - Philadelphia

## SOUTH CAROLINA [1]

Raymond Johnson III - Sumter

## TEXAS [2]

Cullen Gillaspia - Katy  
J.R. Reed - Frisco

## VIRGINIA [1]

Mike Glennon - Centreville

## WASHINGTON [1]

Danny Shelton - Auburn

## WISCONSIN [1]

Ben Bredeson - Hartrand

## IN THE BIG EASY? 400 YARDS, EASY

Daniel Jones recorded the fifth-most passing yards in a game this season by an NFC quarterback when he threw for a career-high 402 yards while completing 28 of 40 passes with two touchdowns in Week 4 at New Orleans. His 402 passing yards on the road were the fourth-most in Giants history and the most in a road victory.

### Most Passing Yards in a Game by an NFC Quarterback,

2021 Season		
Player, Team	Opp.	Pass Yds.
1. DAK PRESCOTT, DAL	AT NE	445
2. TOM BRADY, TB	AT LAR	432
3. TOM BRADY, TB	MIA	411
4. DAK PRESCOTT, DAL	AT TB	403
<b>5. DANIEL JONES, NYG</b>	<b>AT NO</b>	<b>402</b>

### Most Passing Yards in a Road Game, Giants History

Player	Pass Yds.	Opp.	Date
1. PHIL SIMMS	513	AT CIN	10/13/85
2. ELI MANNING	450	AT DAL	9/8/13
3. ELI MANNING	406	AT NO	11/28/11
<b>4. DANIEL JONES</b>	<b>402</b>	<b>AT NO</b>	<b>10/3/21</b>
5. ELI MANNING	400	AT DAL	12/11/11

## LOOK HOW DAN RAN

Jones ranks fifth among all quarterbacks in rushing yards (298) through the first 13 weeks of the season.

### Most Rushing Yards by NFL QBs, 2021 Season

Player, Team	Rush Yards
1. LAMAR JACKSON, BAL	762
2. JALEN HURTS, PHI	695
3. JOSH ALLEN, BUF	422
4. JUSTIN FIELDS, CHI	311
<b>5. DANIEL JONES, NYG</b>	<b>298</b>
6. TAYLOR HEINICKE, WFT	289
7. PATRICK MAHOMES, KC	250
8. JUSTIN HERBERT, LAC	249
9. TREVOR LAWRENCE, JAX	241
10. TAYSOM HILL, NO	205

## MAKING HIS MARK

After Jones' performance in Week 4 at New Orleans, he ranked among the best NFC quarterbacks in passing and rushing stats through the first four weeks of the season.

### Daniel Jones' Ranks Among NFC QBs, Weeks 1-4

Category	Number	Rank	Leader
PASSING YARDS	1,282	5TH	BRADY - 1,356
INTERCEPTIONS	1	T-2ND	WILSON - 0
PASS YARDS/ATTEMPT	8.22	4TH	WILSON - 9.58
3RD DOWN PASS YDS.	334	3RD	STAFFORD - 351
RUSHING YARDS	188	2ND	HURTS - 226
RUSH YARDS/ATTEMPT	6.96	1ST	N/A
RUSHING TOUCHDOWNS	2	4TH	DARNOLD - 5

## DANG DANIEL

Jones set his single-game career highs in passing yards, pass yards per attempt and passing first downs at New Orleans in Week 4. He also logged the third game-winning drive of his career when he led the Giants down the field on a nine-play, 75-yard touchdown drive in overtime. Below are Jones' single-game career highs.

### Daniel Jones' Single-Game Career Highs

Category	Amount	Opp.	Date
<b>PASSING ATTEMPTS</b>	<b>51</b>	<b>LAR</b>	<b>10/17/21</b>
<b>COMPLETIONS</b>	<b>29</b>	<b>LAR</b>	<b>10/17/21</b>
COMPLETION PERCENTAGE	75.0%		TWO TIMES
<b>PASSING YARDS</b>	<b>402</b>	<b>AT NO</b>	<b>10/3/21</b>
PASSING TDs	5	AT WFT	12/22/19
PASSER RATING	132.1	AT WFT	12/22/19
<b>PASS YARDS/ATTEMPT</b>	<b>10.05</b>	<b>AT NO</b>	<b>10/3/21</b>
<b>PASSING FIRST DOWNS</b>	<b>17</b>	<b>AT NO</b>	<b>10/3/21</b>
LONGEST COMPLETION	75	AT TB	9/22/19
25+ YARD COMPS.	4		THREE TIMES
<b>RUSHING YARDS</b>	<b>95</b>	<b>AT WFT</b>	<b>9/16/21</b>
RUSH YARDS/ATTEMPT	23.0	AT PHI	10/22/20
RUSHING TOUCHDOWNS	2	AT TB	9/22/19

## SPEEDY JONES

In Week 2 at Washington, Jones set the Giants record for the most rushing yards in a game by a quarterback (since 1960) with 95 on nine attempts (10.6 avg.), including one touchdown. He also became just the seventh quarterback since 2010 with at least 200 passing yards, 90 rushing yards, one passing touchdown and one rushing touchdown in a game.

### Most Rushing Yards in a Game by a Quarterback, Giants History (Since 1960)

Player	Date	Opp.	Rush Yds.
<b>1. DANIEL JONES</b>	<b>9/16/21</b>	<b>WFT</b>	<b>95</b>
<b>2. DANIEL JONES</b>	<b>10/22/20</b>	<b>PHI</b>	<b>92</b>
3. JEFF HOSTETLER	12/30/90	NE	82
<b>4. DANIEL JONES</b>	<b>10/18/20</b>	<b>WFT</b>	<b>74</b>
5. GARY WOOD	12/04/66	CLE	72

## HE DID WHAT?

In Week 7 vs. Carolina, Jones caught a 16-yard pass from WR Dante Pettis for a first down. He became the first Giants quarterback since Kerry Collins (-2 yards) on Sept. 10, 2001 at Denver to catch a pass. Jones also joined Cam Newton (twice) and Russell Wilson as the only quarterbacks in NFL history with at least 200 passing, 25 rushing and 15 receiving yards in a single game.

### QBs with 200+ Pass Yds., 25+ Rush Yds. and 15+

Rec. Yds in a Game, NFL History			
Player, Team	Date	Opp.	Rec. Yds.
<b>DANIEL JONES, NYG</b>	<b>10/24/21</b>	<b>CAR</b>	<b>16</b>
CAM NEWTON, NE	1/3/21	NYJ	19
RUSSELL WILSON, SEA	9/21/14	DEN	17
CAM NEWTON, CAR	12/4/11	AT TB	27

## THIRD YEAR THREAT

In Week 11 at Tampa Bay, QB Daniel Jones threw for 167 yards to pass Eli Manning (8,049) for the most passing yards by a Giants quarterback in their first three seasons. In Week 1, Jones also became the fastest player to 6,000 passing yards in franchise history (28 games), a mark previously held by Manning (30 games).

### Most TD Passes in First Three Years, Giants History

1. ELI MANNING (2004-06)	54
2. CHARLIE CONERLY (1948-50)	47
<b>3. DANIEL JONES (2019-21)</b>	<b>45</b>
4. PHIL SIMMS (1979-81)	39
5. DANNY KANELL (1996-98)	23

### Most Passing Yards in First Three Years, Giants History

<b>1. DANIEL JONES (2019-21)</b>	<b>8,398</b>
2. ELI MANNING (2004-06)	8,049
3. PHIL SIMMS (1979-81)	6,095
4. CHARLIE CONERLY (1948-50)	5,313
5. JOE PISARCZIK (1977-79)	3,979

### Most Completions in First Three Years, Giants History

<b>1. DANIEL JONES (2019-21)</b>	<b>796</b>
2. ELI MANNING (2004-06)	690
3. PHIL SIMMS (1979-81)	499
4. CHARLIE CONERLY (1948-50)	370
5. DANNY KANELL (1996-98)	339

### Highest Completion Percentage in First Three Years, Giants History

<b>1. DANIEL JONES (2019-21)</b>	<b>62.78%</b>
2. DAVE BROWN (1992-94)	57.42%
3. ELI MANNING (2004-06)	54.08%
4. DANNY KANELL (1996-98)	51.91%
5. PHIL SIMMS (1979-81)	50.76%

### Highest Passer Rating in First Three Years, Giants History

<b>1. DANIEL JONES (2019-21)</b>	<b>84.3</b>
2. ELI MANNING (2004-06)	73.2
3. CHARLIE CONERLY (1948-50)	72.7
4. DAVE BROWN (1992-94)	72.3
5. DANNY KANELL (1996-98)	67.1

### Most 300+ Passing Yard Games in First Three Years, Giants History

<b>1. DANIEL JONES (2019-21)</b>	<b>6</b>
T2. ELI MANNING (2004-06)	4
T2. PHIL SIMMS (1979-81)	4
4. SCOTT BRUNNER (1980-82)	2

### Most Multi-Passing TD Games in First Three Years, Giants History

1. ELI MANNING (2004-06)	15
<b>2. DANIEL JONES (2019-21)</b>	<b>11</b>
3. PHIL SIMMS (1979-81)	10
4. DANNY KANELL (1996-98)	6
5. SCOTT BRUNNER (1980-82)	5

## RISE UP THE RANKS

Jones continues to move up the Giants' all-time passing lists. In Week 8 at Kansas City, his second quarter touchdown pass to TE Kyle Rudolph saw him move past Dave Brown (40) for the seventh-most in franchise history. Additionally, Jones passed Scott Brunner (6,121) for the ninth-most passing yards by a Giants player in Week 1 and needs 409 passing yards to eclipse Dave Brown (8,806) for the eighth-most in Giants history. Below is where Jones ranks in various passing categories in franchise history.

### Most Touchdown Passes, Giants History

 1. Eli Manning (2004-19)	366
 2. Phil Simms (1979-93)	199
 3. Charlie Conerly (1948-61)	173
 4. Fran Tarkenton (1967-71)	103
 5. Y.A. Tittle (1961-64)	96
 6. Kerry Collins (1999-03)	81
 <b>7. Daniel Jones (2019-21)</b>	<b>45</b>
 8. Dave Brown (1992-97)	40
 9. Ed Danowski (1934-41)	37
 10. Benny Friedman (1929-31)	36

### Most Passing Yards, Giants History

1. ELI MANNING (2004-19)	57,023
2. PHIL SIMMS (1979-93)	33,462
3. CHARLIE CONERLY (1948-61)	19,488
4. KERRY COLLINS (1999-03)	16,875
5. FRAN TARKENTON (1967-71)	13,905
6. Y.A. TITTLE (1961-64)	10,439
7. DAVE BROWN (1992-97)	8,806
<b>8. DANIEL JONES (2019-21)</b>	<b>8,398</b>
9. SCOTT BRUNNER (1980-83)	6,121
10. CRAIG MORTON (1974-76)	5,734

In Week 3 vs. Atlanta, Jones became the eighth player in Giants history to attempt 1,000 passes. He is now the franchise leader in completion percentage (62.78).

### Highest Completion Percentage, Giants History

<b>1. DANIEL JONES (2019-21)</b>	<b>62.78%</b>
2. ELI MANNING (2004-19)	60.29%
3. KERRY COLLINS (1999-03)	58.51%
4. Y.A. TITTLE (1961-64)	55.89%
5. PHIL SIMMS (1979-93)	55.43%
6. FRAN TARKENTON (1967-71)	55.37%
7. DAVE BROWN (1992-97)	55.07%
8. CHARLIE CONERLY (1948-61)	50.05%



# SAQUON BARKLEY NOTES

## MAKING IT LOOK EASY

Saquon Barkley has rushed for at least 100 yards 11 times in his career. With one more 100-yard game, Barkley will tie Ahmad Bradshaw for the fifth-most such games in Giants history.

### Most 100-yard Rushing Games, Giants History

Player	Years	Games
1. TIKI BARBER	1997-06	38
2. JOE MORRIS	1982-89	19
3. RODNEY HAMPTON	1990-97	17
4. BRANDON JACOBS	2005-11, 13	13
5. AHMAD BRADSHAW	2007-12	12
<b>T6. SAQUON BARKLEY</b>	<b>2018-21</b>	<b>11</b>
T6. EDDIE PRICE	1950-55	11
8. RON JOHNSON	1970-75	10
9. ROB CARPENTER	1981-85	7
10. GARY BROWN	1998-99	6

## HANDS LIKE GLUE

Despite playing in only 39 games, Barkley ranks eighth among all running backs in receptions (179) since being drafted in 2018.

### Most Receptions by Running Backs, Since 2018

Player, Team	Receptions
T1. ALVIN KAMARA, NO	277
T1. CHRISTIAN MCCAFFREY, CAR	277
3. AUSTIN EKELER, LAC	241
4. EZEKIEL ELLIOTT, DAL	223
5. JAMES WHITE, NE	220
6. NYHEIM HINES, IND	202
7. LEONARD FOURNETTE, JAX/TB	192
<b>8. SAQUON BARKLEY, NYG</b>	<b>179</b>
9. DALVIN COOK, MIN	164
10. AARON JONES, GB	159

## RACKING UP RECEIVING YARDS

Barkley has 1,412 receiving yards, the seventh-most by a running back in the NFL since 2018. His 36.2 receiving yards per game average is also the fifth-best mark among running backs in that span.

### Most Receiving Yards by Running Backs, Since 2018

Player, Team	Rec. Yards
1. CHRISTIAN MCCAFFREY, CAR	2,364
2. AUSTIN EKELER, LAC	2,318
3. ALVIN KAMARA, NO	2,308
4. JAMES WHITE, NE	1,865
5. EZEKIEL ELLIOTT, DAL	1,555
6. NYHEIM HINES, IND	1,489
<b>7. SAQUON BARKLEY, NYG</b>	<b>1,412</b>
8. DALVIN COOK, MIN	1,387
9. DAVID JOHNSON, ARI/HOU	1,344
10. LEONARD FOURNETTE, JAX/TB	1,342

## A BUCK 25 AND TWO SCORES

In Week 4 at New Orleans, Barkley posted 126 scrimmage yards (74 receiving, 52 rushing) and two scores, including the winning six-yard run in overtime. He is one of five NFC running backs with at least 125 scrimmage yards and two touchdowns in a game this season.

### NFC RBs with 125+ Scrimmage Yards and 2 TDs in a Single Game, 2021 Season

Player, Team	Scrim. Yds.	Opp.	Date
<b>SAQUON BARKLEY, NYG</b>	<b>126</b>	<b>AT NO</b>	<b>10/3/21</b>
JAMES CONNER, ARI	173	AT SF	11/7/21
AJ DILLON, GB	128	SEA	11/14/21
LEONARD FOURNETTE, TB	127	AT PHI	10/14/21
LEONARD FOURNETTE, TB	131	AT IND	11/28/21
CORDARRELLE PATTERSON, ATL	135	AT JAX	11/28/21

## SAQUON SCRIMMAGE YARDS

Barkley has 4,071 yards from scrimmage and is averaging 104.4 yards per game in his 39 appearances, which is the sixth-best mark in the NFL since 2018 and the 18th-most in NFL history (min. 500 touches).

### Most Scrimmage Yards Per Game, Since 2018

 1. Christian McCaffrey, CAR	131.3
 2. Dalvin Cook, MIN	113.9
 3. Derrick Henry, TEN	111.6
 4. Ezekiel Elliott, DAL	105.0
 5. Alvin Kamara, NO	104.8
 6. Saquon Barkley, NYG	104.4
 7. Nick Chubb, CLE	96.4
 8. Joe Mixon, CIN	96.3
 9. Aaron Jones, GB	90.8
 10. Chris Carson, SEA	89.8

## WELL, THAT WAS UNEXPECTED

Through the first four weeks, Barkley recorded the fifth-most (38) rush yards over expected (RYOE) in the NFL on his 41-yard run in Week 2 at Washington, per Next Gen Stats.

### Most Rush Yards Over Expected on a Single Run, Weeks 1-4 of 2021 Season

Player, Team	Yds. Over Expec.	Week
1. MELVIN GORDON, DEN	64	1
2. DERRICK HENRY, TEN	54	2
T3. EZEKIEL ELLIOTT, DAL	42	4
T3. DEVIN SINGLETARY, BUF	42	2
<b>5. SAQUON BARKLEY, NYG</b>	<b>38</b>	<b>2</b>

## BRINGING HIS "A" GAME

Through his first four NFL seasons, Barkley has averaged 68.2 rushing yards per game, the fifth-best mark among NFC running backs and ninth-best in the NFL.

### Most Rushing Yards per Game by NFC Players, Since 2018

Player, Team	Yards per Game
1. DALVIN COOK, MIN	85.0
2. EZEKIEL ELLIOTT, DAL	78.2
3. CHRISTIAN MCCAFFREY, CAR	75.0
4. CHRIS CARSON, SEA	73.2
<b>5. SAQUON BARKLEY, NYG</b>	<b>68.2</b>
6. AARON JONES, GB	65.7
7. DAVID MONTGOMERY, CHI	64.7
8. TODD GURLEY II, LAR/ATL	63.3
9. ALVIN KAMARA, NO	60.4
10. MILES SANDERS, PHI	59.6

## NOT YOUR AVERAGE RUNNING BACK

Barkley is averaging 4.58 yards per carry, which is tied for the fifth-best mark among NFC running backs since he entered the league in 2018.

### Highest Rushing Average among NFC RBs, Since 2018

Player, Team	Avg.
1. MILES SANDERS, PHI	4.97
2. AARON JONES, GB	4.95
3. CHRISTIAN MCCAFFREY, CAR	4.75
4. DALVIN COOK, MIN	4.71
<b>T5. SAQUON BARKLEY, NYG</b>	<b>4.58</b>
T5. CHRIS CARSON, SEA	4.58
T7. ALVIN KAMARA, NO	4.50
T7. RONALD JONES II, TB	4.50
9. DARRELL HENDERSON JR., LAR	4.45
10. EZEKIEL ELLIOTT, DAL	4.44

## NO STRANGER TO THE ENDZONE

Since 2018, Barkley's 26 total touchdowns rank as the eighth-most among NFC running backs.

### Most Total Touchdowns by NFC Running Backs, Since 2018

Player, Team	Rush.	Rec.	Total
1. ALVIN KAMARA, NO	38	14	52
2. AARON JONES, GB	36	10	46
3. TODD GURLEY II, LAR/ATL	38	6	44
T4. EZEKIEL ELLIOTT, DAL	32	8	40
T4. CHRISTIAN MCCAFFREY, CAR	28	12	40
6. DALVIN COOK, MIN	35	3	38
7. CHRIS CARSON, SEA	24	6	30
<b>8. SAQUON BARKLEY, NYG</b>	<b>19</b>	<b>7</b>	<b>26</b>
T9. DAVID MONTGOMERY, CHI	18	3	21
T9. ADRIAN PETERSON, WFT/DET/SEA	20	1	21
11. JORDAN HOWARD, CHI/PHI	18	1	19

## 2ND DOWN STUD

Barkley has been one of the NFL's best running backs on second down since 2018, averaging 5.35 yards per carry. He has also had 13.9% of his second down rushes go for at least 10 yards, which is tied for the fifth-highest mark.

### Highest Yards per Carry Average on 2nd Down Among Running Backs, Since 2018

Player, Team	Avg.
1. JONATHAN TAYLOR, IND	5.94
2. NICK CHUBB, CLE	5.90
3. MILES SANDERS, PHI	5.37
<b>4. SAQUON BARKLEY, NYG</b>	<b>5.35</b>
5. DEVIN SINGLETARY, BUF	5.20

## BARKLEY BREAKDOWN

Below is a breakdown of Barkley's 26 career touchdowns.

Date	Opp.	Touchdown
9/9/18	JAX	68-yard run
9/23/18	HOU	15-yard run
9/30/18	NO	1-yard run
10/7/18	CAR	57-yard reception
10/7/18	CAR	15-yard reception
10/11/18	PHI	50-yard run
10/22/18	ATL	2-yard run
11/18/18	TB	6-yard reception
11/18/18	TB	5-yard run
11/18/18	TB	2-yard run
11/25/18	PHI	13-yard reception
11/25/18	PHI	51-yard run
12/9/18	WAS	78-yard run
12/23/18	IND	1-yard run
12/30/18	DAL	2-yard run
9/15/19	BUF	27-yard run
10/20/19	ARI	7-yard run
12/15/19	MIA	1-yard run
12/15/19	MIA	10-yard run
12/22/19	WAS	67-yard run
12/22/19	WAS	33-yard reception
12/29/19	PHI	68-yard run
9/26/21	ATL	1-yard run
10/3/21	NO	54-yard reception
10/3/21	NO	6-yard run

## O-BOOK GOES TO WORK

In Week 9 vs. Las Vegas, Devontae Booker recorded 122 scrimmage yards after posting a career-high 125 in Week 8 at Kansas City. Booker is one of eight running backs to post consecutive games with at least 120 scrimmage yards in 2021.

### Running Backs with 120+ Scrimmage Yards in Consecutive Games, 2021 Season

Player, Team	Weeks	Scrim. Yds.
<b>DEVONTAE BOOKER, NYG</b>	<b>8-9</b>	<b>247</b>
NAJEE HARRIS, PIT	5-7	389
DERRICK HENRY, TEN	2-6	844
ALVIN KAMARA, NO	4-7	421
CHRISTIAN MCCAFFREY, CAR	1-2	324
JOE MIXON, CIN	11-12	286
D'ANDRE SWIFT, DET	10-11	271
JONATHAN TAYLOR, IND	5-6, 8-11	979

## SURE THING SHEP

Sterling Shepard posted 10 receptions for 76 yards in Week 6 vs. the L.A. Rams, which marked his fourth career game with double-digit catches. He passed Tiki Barber, Hakeem Nicks and Steve Smith for the third-most games in Giants history with at least 10 catches. In Week 8 at Kansas City, Shepard tied Odell Beckham Jr. (59) for the ninth-longest streak of games with a reception in Giants history.

### Most 10+ Reception Games, Giants History

1. ODELL BECKHAM JR. (2014-18)	8
2. JEREMY SHOCKEY (2002-07)	6
3. <b>STERLING SHEPARD (2016-21)</b>	4
T4. TIKI BARBER (1997-06)	3
T4. HAKEEM NICKS (2009-13)	3
T4. STEVE SMITH (2007-10)	3

### Consecutive Games with a Reception, Giants History

T9. <b>STERLING SHEPARD (2016-21)</b>	59*
T9. ODELL BECKHAM JR. (2014-18)	59
11. PLAXICO BURRESS (2005-08)	56

\*INDICATES STREAK IS ACTIVE

## #3 IN WEEK 1

Shepard is only the fifth Giants player since 1987 with at least 100 receiving yards and one receiving touchdown in a Week 1 game. He and Darius Slayton are the only players to produce such totals at home.

### Giants with 100+ Rec. Yards and 1+ Rec. TDs, In Week 1 Since 1987

Player	Opp.	Year
<b>STERLING SHEPARD</b>	<b>DEN</b>	<b>2021</b>
DARIUS SLAYTON	PIT	2020
EVAN ENGRAM	AT DAL	2019
VICTOR CRUZ	AT DAL	2013
PLAXICO BURRESS	AT DAL	2007

## HEAD OF HIS CLASS

Of the 33 wide receivers selected in the 2016 NFL Draft, Shepard ranks in the top five in both receptions (345) and touchdown receptions (21).

### Most Career Receptions, Sixth-Year WRs (2016-21)

Player, Team	Receptions
1. MICHAEL THOMAS, NO	510
2. TYREEK HILL, KC	454
3. TYLER BOYD, CIN	372
4. <b>STERLING SHEPARD, NYG</b>	<b>345</b>
5. WILL FULLER V, MIA/HOU	213

### Most Career Receiving Touchdowns, Sixth-Year WRs (2016-21)

Player, Team	Rec. TDs
1. TYREEK HILL, KC	55
2. MICHAEL THOMAS, NO	32
3. WILL FULLER V, MIA/HOU	24
T4. <b>STERLING SHEPARD, NYG</b>	<b>21</b>
T4. TYLER BOYD, CIN	21

## LEADING THE WAY

Since his 2016 rookie year, Sterling Shepard has team-high totals in receptions (345), receiving yards (3,842) yards and receiving touchdowns (21).

### Most Receptions by Giants Players, Since 2016

Player	Receptions
1. <b>STERLING SHEPARD</b>	<b>345</b>
2. EVAN ENGRAM	251
3. ODELL BECKHAM, JR.	203

### Most Receiving Yards by Giants Players, Since 2016

Player	Rec. Yards
1. <b>STERLING SHEPARD</b>	<b>3,842</b>
2. EVAN ENGRAM	2,754
3. ODELL BECKHAM, JR.	2,721

### Most Receiving TDs by Giants Players, Since 2016

Player	Rec. TDs
1. <b>STERLING SHEPARD</b>	<b>21</b>
2. ODELL BECKHAM, JR.	19
3. EVAN ENGRAM	15

## YOUNG SHEP

In Week 6 vs. the L.A. Rams, Shepard passed Chris Calloway (334) for the fourth-most receptions in Giants history among wide receivers. He has averaged 4.9 receptions per game, which is the second-best mark in Giants history.

### Most Receptions by Wide Receivers, Giants History

 1. Amani Toomer, 1996-08	668
 2. Odell Beckham Jr., 2014-18	390
 3. Ike Hilliard, 1997-04	368
 4. Sterling Shepard, 2016-21	345
 5. Chris Calloway, 1992-98	334

Of Shepard's 345 receptions, 208 of them have resulted in a first down, which is the sixth-most by a Giants wide receiver.

### Most First Down Receptions by Wide Receivers, Giants History

Player	First Down Rec.
1. AMANI TOOMER	476
2. ODELL BECKHAM JR.	255
3. CHRIS CALLOWAY	243
4. IKE HILLIARD	242
5. HAKEEM NICKS	216
6. <b>STERLING SHEPARD</b>	<b>208</b>
7. VICTOR CRUZ	194
8. PLAXICO BURRESS	167
9. STEVE SMITH	129
10. RUEBEN RANDLE	124

# KADARIUS TONEY NOTES

## OKAY KT

Kadarius Toney set the Giants rookie record with 189 receiving yards on 10 catches in Week 5 at Dallas. Toney eclipsed the Giants' previous rookie yardage record set by Odell Beckham, Jr. (185) in 2014. Toney's 189 receiving yards were also the fifth-most by any rookie in the past 10 seasons.

### Most Receiving Yards in a Game by a Rookie, Giants History

Player	Date	Opp.	Rec. Yds.
<b>1. KADARIUS TONEY</b>	<b>10/10/21</b>	<b>AT DAL</b>	<b>189</b>
2. ODELL BECKHAM, JR.	12/28/14	PHI	185
3. MARK BAVARO	10/13/85	AT CIN	176
4. EARNEST GRAY	10/14/79	SF	169
5. ODELL BECKHAM, JR.	11/3/14	IND	156

### Most Receiving Yards in a Game by a Rookie, Since 2012

Player, Team	Date	Opp.	Rec. Yds.
1. JUSTIN BLACKMON, JAX	11/18/12	AT HOU	236
2. MIKE EVANS, TB	11/16/14	AT WFT	209
3. JA'MARR CHASE, CIN	10/24/21	AT BAL	201
4. JUJU SMITH-SCHUSTER, PIT	10/29/17	AT DET	193
<b>5. KADARIUS TONEY, NYG</b>	<b>10/10/21</b>	<b>AT DAL</b>	<b>189</b>

## WHY SO SERIOUS?

Toney's 189 receiving yards in Week 5 were tied for the fourth-highest in a single game in 2021. Among players with at least 10 receptions in a game this season, Toney's 18.9 yards per reception against the Cowboys was the most in the NFL.

### Most Receiving Yards in a Game, 2021 Season

Player, Team	Week	Opp.	Rec. Yds.
1. DAVANTE ADAMS, GB	5	AT CIN	206
2. JA'MARR CHASE, CIN	7	AT BAL	201
3. TYREEK HILL, KC	1	CLE	197
<b>T4. KADARIUS TONEY, NYG</b>	<b>5</b>	<b>AT DAL</b>	<b>189</b>
T4. DEEBO SAMUEL, SF	1	AT DET	189
6. TYREEK HILL, KC	4	AT PHI	186

## RISING ROOKIE

Toney ranked among the best rookie wide receivers in receiving and total scrimmage yards through the first six weeks of the season prior to missing Week 7 due to injury.

### Rookie WR Ranks, Weeks 1-6 of 2021 Season

Category	Number	Rank	Leader
TARGETS	30	7TH	WADDLE - 49
RECEPTIONS	23	8TH	WADDLE - 37
RECEIVING YARDS	317	3RD	CHASE - 553
YARDS PER RECEPTION	13.8	2ND	CHASE - 20.5
YARDS PER GAME	52.8	4TH	CHASE - 92.2
REC. FIRST DOWNS	16	T-3RD	CHASE - 18
<b>FIRST DOWN %</b>	<b>69.6%</b>	<b>1ST</b>	<b>N/A</b>
AVG. YDS AFTER CATCH.	7.3	3RD	MOORE - 9.5
25+ YARD REC.	4	T-2ND	CHASE - 8
SCRIMMAGE YARDS	325	4TH	CHASE - 551

## IF IT AIN'T ABOUT THE TONEY

In Week 5 at Dallas, Toney became just the sixth rookie in NFL history with at least 180 receiving yards and 10 receptions in a single game. He also was the second Giant to do so, joining Odell Beckham, Jr. (2014). Toney was only the third player to accumulate such totals on the road.

### Rookies with 180+ Rec. Yds and 10+ Catches in a Single Game, NFL History

 Kadarius Toney, 10-189	at DAL (10/10/21)
 Odell Beckham, Jr., 12-185	PHI (12/28/14)
 Anquan Boldin, 10-217	at DET (9/7/03)
 Jerry Rice, 10-241	LAR (12/9/85)
 Gary Clark, 11-193	at NYG (10/20/85)
 Jerry Butler, 10-255	NYJ (9/23/79)

## AND...HERE...WE...GO...

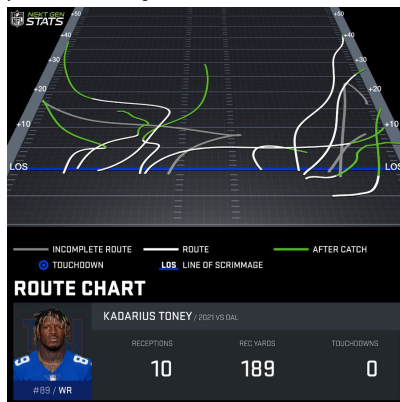
In Weeks 4-6, Kadarius Toney tallied 303 receiving yards, which was the fourth-most in the NFL and the second-most by a rookie.

### Most Receiving Yards in the NFL, Weeks 4-6 of 2021 Season

Player, Team	Rec. Yards
1. DAVANTE ADAMS, GB	359
2. JA'MARR CHASE, CIN	333
3. TYREEK HILL, KC	325
<b>4. KADARIUS TONEY, NYG</b>	<b>303</b>
5. JUSTIN JEFFERSON, MIN	288

## AKTIVATED

Below is Kadarius Toney's route chart in Week 5 at Dallas. Of Toney's 189 receiving yards, 93 came after the catch (49.21%). He became the first Giants rookie wide receiver since Odell Beckham, Jr. (2014) to log at least 75 receiving yards in consecutive games.







# WIDE RECEIVER NOTES

## BIG PLAY GOLLADAY

WR Kenny Golladay gained 116 yards on six receptions and produced his first 100-yard game for the Giants in Week 4 at New Orleans. Among players with at least 200 receptions since 2017, Golladay owns the highest yards-per-reception average (16.6) and first down percentage (78.5%) to go with the third-best yards at catch average (11.9).

### Highest Yards Per Reception Average (min. 200 rec.), Since 2017

Player, Team	Avg.
<b>1. KENNY GOLLADAY, DET/NYG</b>	<b>16.6</b>
2. MIKE WILLIAMS, LAC	16.4
3. MIKE EVANS, TB	15.6
4. JULIO JONES, ATL/TEN	15.1
5. T.Y. HILTON, IND	14.8

### Highest First Down Percentage (min. 200 rec.), Since 2017

Player, Team	1st Down%
<b>1. KENNY GOLLADAY, DET/NYG</b>	<b>78.5%</b>
2. MIKE EVANS, TB	78.1%
3. MIKE WILLIAMS, LAC	75.7%
4. A.J. GREEN, CIN/ARI	73.9%
5. JULIO JONES, ATL/TEN	73.4%

### Highest Yards at Catch Average (min. 200 rec.), Since 2017

Player, Team	Avg.
1. MIKE WILLIAMS, LAC	12.7
2. MIKE EVANS, TB	12.6
<b>3. KENNY GOLLADAY, DET/NYG</b>	<b>11.9</b>
4. MARVIN JONES JR., DET/JAX	11.6
5. A.J. GREEN, CIN/ARI	10.9

## YOU JUST GOT ROSSED!

In Week 4 at New Orleans, WR John Ross III caught a 52-yard touchdown on his first reception as a Giant and became the team's first player to score on his first catch since Wayne Gallman in 2017.

### Rec. Touchdown on First Reception as a Giant, Since 2017

Player	Yards	Date	Opp.
CHRIS MYARICK	1	11/28/21	PHI
ANDREW THOMAS	2	11/22/21	AT TB
<b>JOHN ROSS III</b>	<b>52</b>	<b>10/3/21</b>	<b>AT NO</b>
WAYNE GALLMAN	4	10/1/17	AT TB



## BIG PLAY SLAY

Since entering the league in 2019, WR Darius Slayton has four games with multiple receiving touchdowns, which is tied for the second-most among Giants players in their first three seasons. Among players in their first three seasons since 2019, Slayton is tied for the second-most games with multiple receiving touchdowns.

### Most Multi-Rec. TD Games in First Three Years, Giants History

Player	Multi-Rec. TD Games
1. ODELL BECKHAM JR.	9
<b>T2. DARIUS SLAYTON</b>	<b>4</b>
T2. HAKEEM NICKS	4
T2. EARNEST GRAY	4
T5. VICTOR CRUZ	3
T5. BOBBY JOHNSON	3

### Most Multi-Rec. TD Games in First Three Years, Since 2019

Player, Team	Multi-Rec. TD Games
1. D.K. METCALF, SEA	5
<b>T2. DARIUS SLAYTON, NYG</b>	<b>4</b>
T2. MARK ANDREWS, BAL	4
T2. MARQUISE BROWN, BAL	4
T5. A.J. BROWN, TEN	3
T5. DJ CHARK, JAX	3
T5. CHRIS GODWIN, TB	3
T5. JUSTIN JEFFERSON, MIN	3
T5. CHRISTIAN KIRK, ARI	3
T5. CEEDEE LAMB, DAL	3

## FIFTH-ROUND FIND

A fifth-round pick in the 2019 NFL Draft, WR Darius Slayton ranks eighth in receiving yards (1,771) and tied for sixth in receiving touchdowns (12) among players in his draft class.

### Most Receiving Yards, 2019 NFL Draft Class

Player, Team	Rec. Yards
1. D.K. METCALF, SEA	2,913
2. TERRY MCLAURIN, WFT	2,845
3. A.J. BROWN, TEN	2,741
4. DIONTAE JOHNSON, PIT	2,517
5. DEEBO SAMUEL, SF	2,199
6. MARQUISE BROWN, BAL	2,178
7. HUNTER RENFROW, LV	2,021
<b>8. DARIUS SLAYTON, NYG</b>	<b>1,771</b>
9. T.J. HOCKENSON, DET	1,673
10. NOAH FANT, DEN	1,659

### Most Receiving Touchdowns, 2019 NFL Draft Class

Player, Team	Rec. TDs
1. D.K. METCALF, SEA	25
2. A.J. BROWN, TEN	22
3. MARQUISE BROWN, BAL	21
4. DIONTAE JOHNSON, PIT	18
5. TERRY MCLAURIN, WFT	16
<b>T6. DARIUS SLAYTON, NYG</b>	<b>12</b>
T6. T.J. HOCKENSON, DET	12
T6. DAWSON KNOX, BUF	12

## EVAN ALMIGHTY

Evan Engram has the third-most receptions (98) and sixth-most receiving yards (988) among NFC tight ends since 2020.

### Most Receptions by NFC Tight Ends, Since 2020

Player, Team	Receptions
1. T.J. HOCKENSON, DET	128
2. DALTON SCHULTZ, DAL	115
<b>3. EVAN ENGRAM, NYG</b>	<b>98</b>
4. GEORGE KITTLE, SF	92
5. LOGAN THOMAS, WFT	90
6. TYLER HIGBEE, LAR	88
7. DALLAS GOEDERT, PHI	87
8. ROB GRONKOWSKI, TB	78
9. ZACH ERTZ, PHI/ARI	77
10. HAYDEN HURST, ATL	76

### Most Receiving Yards by NFC Tight Ends, Since 2020

Player, Team	Receiving Yards
1. T.J. HOCKENSON, DET	1,306
2. GEORGE KITTLE, SF	1,240
3. DALTON SCHULTZ, DAL	1,195
4. DALLAS GOEDERT, PHI	1,120
5. ROB GRONKOWSKI, TB	1,059
<b>6. EVAN ENGRAM, NYG</b>	<b>988</b>
7. TYLER HIGBEE, LAR	916
8. LOGAN THOMAS, WFT	866
9. ZACH ERTZ, PHI/ARI	803
10. ROBERT TONYAN, GB	790

## EASY E

Since entering the NFL in 2017, Engram has 2,754 receiving yards and 251 receptions, each ranking third among NFC tight ends.

### Most Receiving Yards by NFC Tight Ends, Since 2017

Player, Team	Receiving Yards
1. GEORGE KITTLE, SF	4,185
2. ZACH ERTZ, PHI/ARI	3,706
<b>3. EVAN ENGRAM, NYG</b>	<b>2,754</b>
4. TYLER HIGBEE, LAR	2,237
5. JIMMY GRAHAM, GB/SEA/CHI	2,158
6. DALLAS GOEDERT, PHI	2,061
<b>7. KYLE RUDOLPH, MIN/NYG</b>	<b>2,032</b>
8. AUSTIN HOOPER, ATL	1,973
9. O.J. HOWARD, TB	1,737
10. T.J. HOCKENSON, DET	1,673

### Most Receptions by NFC Tight Ends, Since 2017

Player, Team	Receptions
1. ZACH ERTZ, PHI/ARI	355
2. GEORGE KITTLE, SF	308
<b>3. EVAN ENGRAM, NYG</b>	<b>251</b>
4. JIMMY GRAHAM, GB/SEA/CHI	207
<b>T4. KYLE RUDOLPH, MIN/NYG</b>	<b>207</b>

## CLIMBING THE LADDER

Among tight ends in Giants history, Engram's 251 receptions rank fourth and his 2,754 receiving yards are fifth. His receptions are the second-most and his receiving yards are the fourth-most by a tight end in their first five seasons.

### Most Receptions by a Tight End, Giants History

Player	Years	Rec.
1. JEREMY SHOCKEY	(2002-07)	371
2. BOB TUCKER	(1970-77)	327
3. MARK BAVARO	(1985-90)	266
<b>4. EVAN ENGRAM</b>	<b>(2017-21)</b>	<b>251</b>
5. AARON THOMAS	(1962-70)	247

### Most Rec. Yards by a Tight End, Giants History

Player	Years	Rec.
1. BOB TUCKER	(1970-77)	4,376
2. AARON THOMAS	(1962-70)	4,253
3. JEREMY SHOCKEY	(2002-07)	4,228
4. MARK BAVARO	(1985-90)	3,722
<b>5. EVAN ENGRAM</b>	<b>(2017-21)</b>	<b>2,754</b>

## A TE WITH A LOT OF TDS

TE Kyle Rudolph caught his first touchdown pass as a Giant in Week 8 at Kansas City. Since 2011, Rudolph is fourth among tight ends with 49 receiving touchdowns and eighth with 470 receptions. In NFL history, his 49 receiving touchdowns are also tied for the 15th-most by a tight end.

### Most Receiving Touchdowns Among Tight Ends, Since 2011

 <b>1. Rob Gronkowski, TB</b>	<b>82</b>
 <b>2. Jimmy Graham, CHI</b>	<b>79</b>
 <b>3. Travis Kelce, KC</b>	<b>53</b>
 <b>4. Kyle Rudolph, NYG</b>	<b>49</b>
 <b>5. Antonio Gates, LAC</b>	<b>47</b>

## KYLE IS CLUTCH

Of Rudolph's 49 career touchdowns, 20 of them (40.8%) have come in the fourth quarter. His 20 fourth quarter touchdowns are the fourth-most by a tight end since 1991.

### Most 4th Quarter Receiving TDs Among TEs, Since 1991

Player	Rec. TDs
1. TONY GONZALEZ	30
2. ANTONIO GATES	27
3. JIMMY GRAHAM	22
<b>4. KYLE RUDOLPH</b>	<b>20</b>
T5. WESLEY WALLS	18
T5. JASON WITTEN	18

### Kyle Rudolph Career Receiving Touchdowns, by Quarter

1Q	2Q	3Q	4Q
9	13	7	20

## A KNACK FOR THE BALL

The Giants forced four turnovers in Week 12 vs. Philadelphia, which marked the team's 11th straight game with a takeaway. The Giants' 11 games with a takeaway this season are tied for the second-most in the NFL.

### Most Games with a Takeaway, 2021 Season

Team	Games
1. INDIANAPOLIS COLTS	13
<b>2. NEW YORK GIANTS</b>	<b>11</b>
T2. MIAMI DOLPHINS	11
T2. NEW ENGLAND PATRIOTS	11

Additionally, the Giants intercepted a pass in eight-consecutive games from Weeks 4-12, which tied their longest streak in the past 20 seasons (Weeks 3-11 of 2011).

### Longest Streak With an INT, Giants History Since 2001

Year	Games	Total INTs	Weeks
<b>2021</b>	<b>8</b>	<b>12</b>	<b>4-12</b>
2011	8	14	3-11

## EVERYONE CATCHES A TOUCHDOWN

The Giants have 10 different players who have caught a touchdown in 2021, which is the second most in the NFL.

### Different Players With a Receiving Touchdown, 2021 Season

Team	Players	Positions
1. NEW ORLEANS SAINTS	11	6 WR, 3 TE, 1 RB, 1 FB
<b>2. NEW YORK GIANTS</b>	<b>10</b>	<b>4 WR, 3 TE, 2 RB, 1 OL</b>
T3. HOUSTON TEXANS	9	5 WR, 2 TE, 2 RB
T3. INDIANAPOLIS COLTS	9	5 WR, 2 TE, 1 RB, 1 OL
T3. KANSAS CITY CHIEFS	9	5 WR, 2 TE, 2 RB
T3. LAS VEGAS RAIDERS	9	5 WR, 2 TE, 1 FB, 1 RB
T3. TAMPA BAY BUCCANERS	9	4 WR, 3 TE, 2 RB
T3. DALLAS COWBOYS	9	5 WR, 3 TE, 1 RB

## THAT'S QUITE A LOT

In the Week 4 win at New Orleans, the Giants averaged the third-most yards per play (8.08) in a single game this year by an NFC team and the 11th-most among all teams. The average was also the fourth-highest mark in franchise history since the merger (1970).

### Most Yards Per Play in a Game by an NFC Team, 2021 Season

Team	Avg.	Opp.	Date
T1. GREEN BAY PACKERS	8.65	AT MIN	11/21/21
T1. SAN FRANCISCO 49ERS	8.65	AT CHI	10/31/21
<b>3. NEW YORK GIANTS</b>	<b>8.08</b>	<b>AT NO</b>	<b>10/3/21</b>

### Most Yards Per Play in a Game, Giants History Since 1970

Rank	Avg.	Opp.	Week	Date
1	8.30	SEA	5	10/5/08
2	8.12	AT DAL	5	9/29/91
3	8.10	AT DAL	1	9/8/13
<b>4</b>	<b>8.08</b>	<b>AT NO</b>	<b>4</b>	<b>10/13/21</b>

## BIG DREW GOES FOR SIX

In Week 11 at Tampa Bay, Andrew Thomas caught a two-yard touchdown pass in the second quarter, becoming the first Giant offensive lineman since 1960 to catch a touchdown pass and the second in the NFL this season.

### Offensive Lineman with a Receiving TD, 2021 Season

Player, Team	Yards	Opp.	Date
<b>ANDREW THOMAS, NYG</b>	<b>2</b>	<b>AT TB</b>	<b>11/22/21</b>
DANNY PINTER, IND	2	NYJ	11/4/21

## FIRST QUARTER FORCE

The Giants are one of two teams to allow 27 or fewer first-quarter points this season. The Giants' 27 points allowed in the first quarter are the least through the first 12 games of a season since 2005 (27).

### Least Opponent First Quarter Points in the NFL, 2021 Season

Team	1st Quar. Points
1. CAROLINA PANTHERS	26
<b>2. NEW YORK GIANTS</b>	<b>27</b>
3. BUFFALO BILLS	28
4. BALTIMORE RAVENS	31
5. PITTSBURGH STEELERS	36
6. MINNESOTA VIKINGS	40
7. LOS ANGELES RAMS	41
8. ARIZONA CARDINALS	43

## CAGING THE PANTHERS

In Week 7 vs. Carolina, the Giants held the Panthers to 2.97 yards per play, which was the third-lowest total in the NFL this season and the lowest by a Giants opponent since Dec. 13, 2010 at Minnesota (2.79). Additionally, Carolina managed just 2.6 net yards per pass attempt, the least amount of yards given up by the Giants since surrendering 1.42 yards per attempt versus Chicago on Oct. 3, 2010.

### Least Yards Per Play Allowed in a Game, 2021 Season

Team	Avg.	Opp.	Date
1. CLEVELAND BROWNS	1.12	CHI	9/26/21
2. BUFFALO BILLS	2.60	HOU	10/3/21
<b>3. NEW YORK GIANTS</b>	<b>2.79</b>	<b>CAR</b>	<b>10/24/21</b>
4. HOUSTON TEXANS	2.82	AT HOU	12/5/21
5. CAROLINA PANTHERS	2.98	NO	9/19/21

## SPREADING THE WEALTH

The Giants had four different players (three wide receivers and one running back) total at least 70 receiving yards in Week 4 at New Orleans, and are one of four teams since the start of the 2020 season to do so in a single game.

### Teams with 4 Different 70+ Yard Receivers in a Game, Since 2020

Team	Players	Opp.	Date
<b>NEW YORK GIANTS</b>	<b>3 WR, 1 RB</b>	<b>AT NO</b>	<b>10/3/21</b>
MINNESOTA VIKINGS	3 WR, 1 TE	AT CAR	10/17/21
DALLAS COWBOYS	2 WR, 1 RB, 1 TE	CLE	10/4/20
KANSAS CITY CHIEFS	2 WR, 1 RB, 1 TE	AT BAL	9/28/20

## BIG CAT

DL Leonard Williams posted at least one quarterback hit in Weeks 5-8. His 40 quarterback hits since the start of 2020 are tied for the sixth-most among defensive linemen. Williams' 30 quarterback hits in 2020 were the most by a Giants player in a season, surpassing Jason Pierre-Paul's 28 in 2011.

### Most QB Hits among Defensive Linemen, Since 2020

Player, Team	QB Hits
1. MYLES GARRETT, CLE	46
2. AARON DONALD, LAR	45
3. TREY HENDRICKSON, NO/CIN	44
4. JOEY BOSA, LAC	42
5. CHRIS JONES, KC	41
<b>T6. LEONARD WILLIAMS, NYG</b>	<b>40</b>
T6. EMMANUEL OGBAH, MIA	40
T6. DEFOREST BUCKNER, IND	40
T9. JONATHAN ALLEN, WFT	37
T9. MAXX CROSBY, LV	37

## SACK ATTACK

Williams tallied a strip sack in Week 8 at Kansas City and now has 17.0 sacks since 2020, which is tied for the fourth-most by a defensive lineman. His 11.5 sacks in 2020 were the most by a Giants player since Jason Pierre-Paul had 12.5 in 2014.

### Most Sacks among Defensive Linemen, Since 2020

Player, Team	Sacks
1. MYLES GARRETT, CLE	26.0
2. TREY HENDRICKSON, NO/CIN	25.0
3. AARON DONALD, LAR	20.5
<b>T4. LEONARD WILLIAMS, NYG</b>	<b>17.0</b>
T4. BRIAN BURNS, CAR	17.0
6. YANNICK NGAKOUE, MIN/BAL/LV	16.0
T7. JOEY BOSA, LAC	15.0
T7. DEFOREST BUCKNER, IND	15.0
T7. EMMANUEL OGBAH, MIA	15.0
10. CHRIS JONES, KC	14.0

## WREAKING HAVOC

Since he was acquired via trade during the 2019 season, Williams' 51 quarterback hits are the sixth-most in Giants history, despite only appearing in 36 games for the team.

### Most Quarterback Hits in Giants History

Player, Years	QB Hits
1. JUSTIN TUCK, 2005-13	120
2. JASON PIERRE-PAUL, 2005-13	109
3. MATHIAS KIWANUKA, 2006-14	97
4. OSI UMENIYORA, 2003-12	87
5. OLIVIER VERNON, 2016-18	56
<b>6. LEONARD WILLIAMS, 2019-21</b>	<b>51</b>
7. FRED ROBBINS, 2004-09	38

## DL ON THE PROWL

Through the first 13 weeks, Williams' 61 tackles are tied for the most by a defensive lineman in the NFL.

### Most Tackles among Defensive Linemen, 2021 Season

Player, Team	Tackles
<b>T1. LEONARD WILLIAMS, NYG</b>	<b>61</b>
T1. CAMERON HEYWARD, PIT	61
3. CHRISTIAN WILKINS, MIA	57
T4. JOSH ALLEN, JAX	56
T4. AARON DONALD, LAR	56
<b>T6. AUSTIN JOHNSON, NYG</b>	<b>53</b>
T6. JAVON HARGRAVE, PHI	53
8. SAM HUBBARD, CIN	52

## LEO FINDS HIS PREY

Williams has been one of the most dominant defensive linemen since entering the NFL in 2015. His 141 quarterback hits are the fifth-most by a defensive lineman in their first seven seasons since the stat was first tracked in 2006. Williams is the only player to total at least 140 total quarterback hits in his first seven seasons with two teams.

### Most QB Hits in First Seven Seasons Among Defensive Linemen, Since 2006

 1. J.J. Watt, HOU (2011-17)	219
 2. Aaron Donald, LAR (2014-20)	201
 3. Carlos Dunlap, CIN (2010-16)	157
 4. Cameron Wake, MIA (2009-15)	145
 5. Leonard Williams, NYJ/NYG (2015-21)	141
 6. Chandler Jones, NE/ARI (2012-18)	136
 7. Ndamukong Suh, DET/MIA (2010-16)	135
 8. Olivier Vernon, MIA/NYG (2012-18)	130
 9. Khalil Mack, OAK/CHI (2014-20)	129

## THE AJ WAY

DL Austin Johnson has totaled a career-high 3.5 sacks in the first 12 games of the season. He has also set career highs in quarterback hits (six), tackles for loss (six) and tackles (53) so far this year. Johnson is one of four NFC defensive linemen with at least 50 tackles and 3.0 sacks in 2021.

### NFC DL with 50+ Tackles and 3.0+ Sacks, 2021 Season

Player, Team	Tackles	Sacks
AARON DONALD, LAR	56	7.0
JAVON HARGRAVE, PHI	53	7.5
<b>AUSTIN JOHNSON, NYG</b>	<b>53</b>	<b>3.5</b>
<b>LEONARD WILLIAMS, NYG</b>	<b>61</b>	<b>5.5</b>



## ALL ALONE AT THE TOP

Azeez Ojulari was the only NFL rookie with a sack in each of their first three games. After recording 1.0 sack in Week 13 at Miami, he ranks third among all rookies in sacks (6.5) and sack yards (46.0). Ojulari has also totaled the third-most tackles for loss (seven) and tied for the fifth-most quarterback hits (eight). His 16-yard sack in Week 2 was tied for the second-longest by a Giants player since 1994.

### Most Sacks Among Rookies, 2021 Season

Player, Team	Sacks
1. MICAH PARSONS, DAL	10.0
2. JAELEN PHILLIPS, MIA	8.5
3. AZEEZ OJULARI, NYG	6.5
4. ODAFE OWEH, BAL	5.0

### Most QB Hits Among Rookies, 2021 Season

Player, Team	QB Hits
1. MICAH PARSONS, DAL	25
2. JAELEN PHILLIPS, MIA	16
3. ODAFE OWEH, BAL	13
4. OSA ODIGHIZUWA, DAL	10
5. AZEEZ OJULARI, NYG	8

### Most Tackles for Loss Among Rookies, 2021 Season

Player, Team	TFLs
1. MICAH PARSONS, DAL	16
2. NICK BOLTON, KC	11
T3. AZEEZ OJULARI, NYG	7
T3. JAELEN PHILLIPS, MIA	7

### Most Sack Yards Among Rookies, 2021 Season

Player, Team	Sack Yards
1. MICAH PARSONS, DAL	88.5
2. JAELEN PHILLIPS, MIA	71.5
3. AZEEZ OJULARI, NYG	46.0

## A-SHEESH!

In Week 7 vs. Carolina, Ojulari posted a career-high 2.5 sacks, which were the second most in a game by a Giants rookie since 1982. He also added three tackles for loss and four quarterback hits, which were the most in a single game by a rookie in franchise history.

### Most Sacks in a Game by a Rookie,

#### Giants History

Player	Date	Opp.	Sacks
1. B.J. HILL	12/2/18	CHI	3.0
2. AZEEZ OJULARI	10/24/21	CAR	2.5
T3. 10 TIMES			2.0

### Most QB Hits in a Game by a Rookie,

#### Giants History

Player	Date	Opp.	QB Hits
1. AZEEZ OJULARI	10/24/21	CAR	4
T2. THREE TIMES			3

## A7EEZ

Ojulari got off to a fast start, compiling 5.5 sacks in his first seven career games, which ranked fifth since 2011 and the most in Giants history. His 5.5 sacks through the first seven games of the season were the most by a Giant since Jason Pierre-Paul (8.5) and Osi Umenyiora (6.0) in 2011. Before Ojulari, no Giant rookie had ever tallied more than 3.5 sacks in the first seven games of a season.




### Most Sacks in First Seven NFL Games, Since 2011

 1. Nick Bosa, SF (2019)	7.0
 T2. Bradley Chubb, DEN (2018)	6.5
 T2. Aldon Smith, SF (2011)	6.5
 4. Von Miller, DEN (2011)	6.0
 5. Azeez Ojulari, NYG (2021)	5.5

## JEZ, AZEEZ

LB Azeez Ojulari recorded at least 1.0 sack in each of his first three games. He became the third player 21 or younger since 1990 to log a sack in each of his first three NFL games, joining Myles Garrett and Terrell Suggs. Along with Suggs and Garrett, Ojulari is only the fifth player 21 or younger to record a sack in their first three games (Joe Campbell and Vernon Maxwell) since sacks became an official stat in 1982.

### Players 21 or Younger With At Least 1.0 Sack in First Three NFL games, Since 1990

 Myles Garrett, CLE	2017
 Terrell Suggs, BAL	2003
 Azeez Ojulari, NYG	2021

## TAEKAWAY CROWDER

LB Tae Crowder has already set single-season highs in tackles (88), passes defended (five) and interceptions (one). In Week 12 vs. Philadelphia, Crowder became the fourth-fastest player in franchise history to accumulate 100 tackles, 1.0 sack and one interception (22 games) when he picked off Eagles QB Jalen Hurts on the final play of the first half. He is also one of four linebackers in the NFL this season with at least 85 tackles and five passes defended.

### Linebackers With 85+ Tackles and Five+ PDs, 2021 Season

Player, Team	Tackles	PDs
TAE CROWDER, NYG	88	5
COLE HOLCOMB, WFT	102	5
DEION JONES, ATL	101	5
DARIUS LEONARD, IND	97	6

## MORE THAN A DB

DB Logan Ryan has shown his versatility as a defensive back by producing 9.5 sacks over the past four seasons, the second-most in the NFL by a defensive back in that span.

### Most Sacks among Defensive Backs, Since 2018

 1. Jamal Adams, SEA/NYJ	19.5
 2. Logan Ryan, NYG/TEN	9.5
 3. Jourdan Lewis, DAL	7.5

## KNOCK IT OUT, SCOOP IT UP

DB Logan Ryan posted 10 tackles (eight solo), one tackle for loss, one quarterback hit, one forced fumble and one fumble recovery in Week 1 vs. Denver. Ryan's 10 tackles were tied for the fourth-most in his career and he added his first tackle for loss since Week 6 of 2020. He is only the fifth defensive back in the past 10 years to notch 10 tackles, one tackle for loss, one forced fumble and one recovery in a game.

### DBs with at least 10 Tackles, 1 TFL, 1FF and 1 FR in a Game, Since 2012

Player, Team	Date	Tackles	TFLs	FFs	FRs
<b>LOGAN RYAN, NYG</b>	9/12/21	10	1	1	1
VONN BELL, CIN	11/29/20	10	1	1	1
BUDDA BAKER, ARI	11/19/17	13	1	2	1
MORGAN BURNETT, GB	10/28/12	11	1	1	1
SHELDON BROWN, CLE	10/21/12	10	1	1	1

Ryan also became just the third Giants player with these totals since tackles for loss began being tracked in 1999.

### Giants Players with at least 10 Tackles, 1 TFL, 1FF and 1 FR in a Game, Since 1999

Player	Date	Tackles	TFLs	FFs	FRs
<b>LOGAN RYAN</b>	9/12/21	10	1	1	1
DEON GRANT	10/17/10	11	1	1	1
BRANDON SHORT	11/2/03	14	3	2	1

## XAVY'S BREAKOUT

After intercepting Eagles QB Jalen Hurts in Week 12, Xavier McKinney is tied for third in the NFL with five interceptions, and is tied with the Titans' Kevin Byard for the most interceptions by a safety. McKinney's three interceptions in month of November were the most by an NFC player.

### Most Interceptions in the NFL, 2021 Season

Player, Team	Interceptions
1. TREVON DIGGS, DAL	9
2. J.C. JACKSON, NE	7
<b>T3. XAVIER MCKINNEY, NYG</b>	<b>5</b>
T3. KEVIN BYARD, TEN	5
T3. AMANI ORUWARIFE, DET	5
T3. JORDAN POYER, BUF	5

## THE X-FILES



In Week 9 vs. Las Vegas, S Xavier McKinney intercepted Raiders QB Derek Carr twice, including one he returned for a 41-yard touchdown to give the Giants the lead in the third quarter. McKinney is only the fifth player in Giants history with at least seven tackles, two interceptions and one interception returned for a touchdown in a game.

### Giants Players with at least 7 Tackles, 2 INTs and 1 INT Return TD in a Game, Since 1994

Player	Date	Tackles	INTs	INT TDs
<b>XAVIER MCKINNEY</b>	11/7/21	7	2	1
ALEC OGLETREE	12/2/18	10	2	1
LANDON COLLINS	10/23/16	8	2	1
JESSIE ARMSTEAD	12/7/97	10	2	1
TITO WOOTEN	10/5/97	7	2	1

McKinney also joins Patriots CB J.C. Jackson as the only players in the NFL this season with multiple games of at least two interceptions.

### Players with Multiple 2-INT Games, 2021 Season

Player, Team	Weeks	Total INTs
 Xavier McKinney, NYG	6,9	4
 J.C. Jackson, NE	2,9	4

## NO FLY ZONE

In Week 12 vs. Philadelphia, CB James Bradberry logged his 29th pass defended since joining the Giants in 2020, which is the third-most in the NFL.

### Most Passes Defended in the NFL, Since 2020

Player, Team	Passes Defended
1. XAVIER HOWARD, MIA	33
2. J.C. JACKSON, NE	31
<b>3. JAMES BRADBERRY, NYG</b>	<b>29</b>
4. TREVON DIGGS, DAL	28
T5. CARLTON DAVIS, TB	26
T5. DENZEL WARD, CLE	26

## NINE FOR NINE

Bradberry produced at least one pass defended in each of the first nine games, becoming the first Giants player in franchise history to do so. He was only the fourth player in NFL history to accomplish this feat since the stat began being tracked in 1999.

### Players with 1+ Pass Defended in Each of the First Nine Games of a Season, NFL History

Player, Team	Year	PDs
 James Bradberry, NYG	2021	10
KARLOS DANSBY, ARI	2013	12
DESMOND TRUFANT, ATL	2013	10
DOMINIQUE RODGERS-CROMARTIE, ARI	2009	13

## GAÑO ON A ROLL

Graham Gano set the Giants franchise record with 37 consecutive field goals from 2020-21, surpassing Josh Brown's previous record of 29. Gano's streak was only seven behind Adam Vinatieri's NFL record (44 in 2015-16) and was tied for the fourth-longest in history.

### Consecutive Made Field Goal Attempts, NFL History

Player (Years)	Field Goals
1. ADAM VINATIERI (2015-16)	44
2. MIKE VANDERJAGT (2002-04)	42
3. GARY ANDERSON (1997-98)	40
<b>T4. GRAHAM GAÑO (2020-21)</b>	<b>37</b>
T4. JASON MYERS (2019-21)	37

## NOT ONE, NOT TWO, NOT THREE, NOT FOUR

Gano converted a career-high five field goals in Week 2 at Washington. His five field goals are tied for the most made in a game by a kicker in 2021.

### Most Made Field Goals in a Single Game, 2021 Season

Player, Team	Opp.	Week	Made FG.
<b>T1. GRAHAM GAÑO, NYG</b>	<b>WFT</b>	<b>2</b>	<b>5</b>
T1. DANIEL CARLSON, LV	AT DAL	12	5
T1. NICK FOLK, NE	TEN	12	5

## THE GRAHAM MAN CAN

In 2021, Gano has kicked 25 field goals, which is tied for the third-most in the NFL. In 2020, Gano's 31 field goals placed him sixth in the NFL and tied his career high.

### Most Field Goals, 2021 Season

PLAYER, TEAM	MADE FG
1. NICK FOLK, NE	33
2. DANIEL CARLSON, LV	27
T3. JUSTIN TUCKER, BAL	25
<b>T3. GRAHAM GAÑO, NYG</b>	<b>25</b>
T5. CHRIS BOSWELL, PIT	24
T5. GREG JOSEPH, MIN	24
7. MATT GAY, LAR	23
8. JAKE ELLIOTT, PHI	22

## GOLDEN LEG GAÑO

Since entering the NFL in 2009, Gano has totaled 1,181 points with three different NFC teams (Giants, Panthers and Washington), the third-highest total in the NFC in that time.

### Most Points Scored in NFC, Since 2009

Player, Team	Points
1. MASON CROSBY, GB	1,499
2. ROBBIE GOULD, CHI/NYG/SF	1,320
<b>3. GRAHAM GAÑO, WAS/CAR/NYG</b>	<b>1,181</b>
4. MATT BRYANT, ATL	1,163
5. DAN BAILEY, DAL/MIN	1,130

## ELITE FROM DEEP

In Week 13 at Miami, Gano converted a 51-yard field goal, which was his franchise record sixth field goal from at least 50 yards in 2021. His six 50+ yard field goals are tied for the third most in the NFL.

### Most 50+ Yards Field Goals, 2021 Season

Player, Team	50+ YD FGs	Long
T1. CHRIS BOSWELL, PIT	7	56
T1. EVAN MCPHERSON, CIN	7	54
T3. GREG JOSEPH, MIN	6	55
<b>T3. GRAHAM GAÑO, NYG</b>	<b>6</b>	<b>55</b>
T5. HARRISON BUTKER, KC	5	56
T5. DANIEL CARLSON, LV	5	56
T5. NICK FOLK, NE	5	53

## KEYING IN ON SPECIAL TEAMS

Since 2020, DB Keion Crossen ranks tied for sixth in the NFL with 20 special teams tackles. In the 27 games he has played in over the past two years, he has at least one special teams tackle in 16 of them. Crossen also added his first career sack on Chiefs QB Patrick Mahomes in Week 8 for a loss of eight yards on third down.

### Most Special Teams Tackles, Since 2020

PLAYER, TEAM	ST TACKLES
1. GEORGE ODUM, IND	28
2. NICK BELLORE, SEA	27
3. CODY BARTON, SEA	26
4. ASHTON DULIN, IND	23
5. NICK DZUBNAR, TEN	22
<b>T6. KEION CROSSEN, HOU/NYG</b>	<b>20</b>
T6. JUSTIN BETHEL, NE	20
T6. JUSTIN LAYNE, PIT	20
T6. CODY DAVIS, NE	20
T6. E.J. SPEED, IND	20

## PINNING THEM DEEP

Since entering the NFL in 2016, Dixon ranks second in punt yards (18,912). Dixon's 11,512 punt yards as a Giant are currently the 10th-most in franchise history and his 94 punts inside the 20-yards line are the sixth-most.

### Most Punt Yards in the NFL, Since 2016

Player, Team	Punt Yards
1. KEVIN HUBER, CIN	19,671
<b>2. RILEY DIXON, NYG</b>	<b>18,912</b>
3. TRESS WAY, WFT	18,759
4. PAT O'DONNELL, CHI	18,496
5. ANDY LEE, CAR/ARI	18,142
6. JOHNNY HEKKER, LAR	17,616
7. BRADLEY PINION, TB	17,290
8. BRETT KERN, TEN	17,146
9. JORDAN BERRY, PIT/MIN	16,982
10. SAM MARTIN, DET/DEN	16,723

# ROSTER BREAKDOWN





# 2021 GIANTS ALPHABETICAL ROSTER

As of December 6, 2021



## Coaching Staff

Coach	Title
Joe Judge	Head Coach
Patrick Graham	Asst. Head Coach/Defensive Coord.
Thomas McGaughey	Special Teams Coordinator
Ryan Anderson	Defensive Quality Control
Anthony Blevins	Asst. Linebackers/Special Teams Asst.
Carter Blount	Defensive Quality Control
Burton Burns	Running Backs
Russ Callaway	Offensive Quality Control
Derek Dooley	Tight Ends
Jerome Henderson	Defensive Backs
Jerry Hollern	Chief of Staff
Amos Jones	Special Projects & Situations
Jedrick Kitchens	Senior Offensive Assistant
Freddie Pruitt	Senior Defensive Assistant
Tom Quinn	Assistant Special Teams
Rob Sale	Offensive Line
Jerry Shuplinsky	Quarterbacks
Kevin Sherrer	Linebackers
Sean Spencer	Defensive Line
Tyke Tolbert	Wide Receivers
Mike Treier	Assistant Defensive Backs
Ben Wilkerson	Assistant Offensive Line
Nick Williams	Offensive Quality Control
Jody Wright	Offensive Assistant

## Pronunciation Guide

Player	Pronunciation
Alex BACHMAN	BOCK-men
SAQUON Barkley	SAY-quan
Ben BREDESON	BREAD-eh-sun
KEITON Crossen	KEY-on
Cullen GILLASPIA	gill-ESS-pee-ah
KA'DAR Hillman	kuh-DAR
NATRELL Jamerson	nuh-TRELL
Casey KREITER	CRY-ter
NIKO LALOS	NEE-ko LAY-ios
Brian LEWERKE	Le-WUHR-key
BENADRICK McKinney	ben-ARE-drick
XAVIER McKinney	ZAY-rier
Chris MYARICK	MY-rick
AZEEZ OJULARI	ah-ZEEZ oju-LAHR-ee
Matt PEART	PAYRT
Quincy ROCHE	roh-SHAY
Matt SKURA	SKUR-uh
Oshane XIMINES	ZIM-en-ess

## How Acquired Key

D	Draft Pick
FA	Free Agent
T	Trade
W	Waivers
( )	Previous Team

NO.	LAST	FIRST	POS.	HT.	WT.	AGE	EXP.	COLLEGE	HOMETOWN	HOW ACQUIRED
26	Barkley	Saquon	RB	6-0	232	24	4	Penn State	Coplay, Pa.	D1-'18
28	Booker	Devontae	RB	5-11	219	29	6	Utah	Sacramento, Calif.	FA-'21
24	Bradberry	James	CB	6-1	212	28	6	Samford	Pleasant Grove, Ala.	FA-'20
68	Bredeson	Ben	G	6-5	315	23	2	Michigan	Hartland, Wisc.	T(BAL)-'21
37	Brightwell	Gary	RB	6-1	218	23	R	Arizona	Chester, Pa.	D6-'21
47	Brown	Cam	LB	6-5	233	23	2	Penn State	Burtionsville, Md.	D6-'20
59	Carter	Lorenzo	LB	6-5	255	25	4	Georgia	Norcross, Ga.	D3-'18
31	Crossen	Keion	DB	5-10	185	25	4	Western Carolina	Garysburg, N.C.	T(HOU)-'21
48	Crowder	Tae	LB	6-1	235	24	2	Georgia	Hamilton, Ga.	D7-'20
79	Cunningham	Korey	T	6-6	311	26	4	Cincinnati	Montevallo, Ala.	FA-'21
9	Dixon	Riley	P	6-5	226	28	6	Syracuse	Oneida, N.Y.	T(DEN)-'18
88	Engram	Evan	TE	6-3	240	27	5	Ole Miss	Powder Springs, Ga.	D1-'17
17	Fromm	Jake	QB	6-2	215	23	2	Georgia	Warner Robins, Ga.	FA-'21
5	Gano	Graham	K	6-2	202	34	12	Florida State	Arbroath, Scotland	FA-'20
36	Gillaspia	Cullen	FB	6-2	235	26	3	Texas A&M	Katy, Texas	FA-'21
2	Glennon	Mike	QB	6-7	225	31	9	N.C. State	Centreville, Va.	FA-'21
19	Golladay	Kenly	WR	6-4	213	28	5	Northern Illinois	Chicago, Ill.	FA-'21
71	Hernandez	Will	G	6-3	332	26	4	UTEP	Las Vegas, Nev.	D2-'18
22	Jackson	Adoree'	CB	5-11	185	26	5	USC	Bellefonte, Pa.	FA-'21
98	Johnson	Austin	DL	6-4	314	27	6	Penn State	Galloway, N.J.	FA-'20
15	Johnson	Collin	WR	6-6	220	24	2	Texas	Los Angeles, Calif.	W(JAX)-'21
91	Johnson III	Raymond	DB	6-3	270	23	R	Georgia Southern	Sumter, S.C.	FA-'21
8	Jones	Daniel	QB	6-5	230	24	3	Duke	Charlotte, N.C.	D1-'19
58	Kreiter	Casey	LS	6-1	250	31	6	Iowa	DeWitt, Iowa	FA-'20
97	Lawrence II	Dexter	DL	6-4	342	24	3	Clemson	Wake Forest, N.C.	D1-'19
20	Love	Julian	S	5-11	195	23	3	Notre Dame	Westchester, Ill.	D4-'19
49	McKinney	Benardrick	LS	6-4	257	29	6	Mississippi State	Tunica, Miss.	FA-'21
29	McKinney	Xavier	S	6-0	201	22	2	Alabama	Rosewell, Ga.	D3-'20
41	Myarick	Chris	TE	6-5	261	26	2	Temple	Philadelphia, Pa.	FA-'21
51	Ojulari	Azeez	LB	6-3	240	21	R	Georgia	Austell, Ga.	D2-'21
38	Parker	Steven	DB	6-1	210	25	3	Oklahoma	Tulsa, Okla.	FA-'21
74	Pearl	Matt	T	6-7	318	24	2	Connecticut	Kingston, Jamaica	D3-'20
69	Penny	Bill	FB	6-1	250	28	4	Idaho	Norwalk, Calif.	FA-'21
39	Price	Eli	OL	6-4	310	27	4	Ohio State	Norwalk, Ohio	T(CIN)-'21
55	Ragland	Reggie	DB	6-2	252	28	6	Alabama	Madison, Ala.	FA-'21
27	Reed	J.R.	DB	6-1	194	25	2	Georgia	Frisco, Texas	FA-'21
33	Robinson	Aaron	CB	6-1	193	24	R	UCF	Dierfield Beach, Fla.	D3-'21
95	Roche	Quincy	LB	6-3	245	23	R	Miami (FL)	Randallston, Md.	W(PIT)-'21
12	Ross III	John	WR	5-11	190	26	4	Washington	Long Beach, Calif.	FA-'21
80	Rudolph	Kyle	TE	6-6	265	32	11	Notre Dame	Cincinnati, Ohio	FA-'21
23	Ryan	Logan	DB	5-11	195	30	9	Rutgers	Voorhees, N.J.	FA-'20
75	Shelton	Danny	DL	6-2	345	28	7	Washington	Auburn, Wash.	FA-'21
3	Shepard	Sterling	WR	5-10	196	28	6	Oklahoma	Oklahoma City, Okla.	D2-'16
67	Skura	Matt	OL	6-3	313	28	5	Duke	Columbus, Ohio	FA-'21
86	Slayton	Darius	WR	6-1	194	24	3	Auburn	Norcross, Ga.	D5-'19
94	Smith	Elerson	LB	6-7	245	23	R	Northern Iowa	Minneapolis, Minn.	D4-'21
76	Solder	Nate	T	6-9	316	33	10	Colorado	Denver, Colo.	FA-'18
78	Thomas	Andrew	T	6-5	315	22	2	Georgia	Lithonia, Ga.	D1-'20
89	Toney	Kedar	WR	6-0	193	22	R	Florida	Mobile, Ala.	D1-'21
99	Williams	Leonard	DL	6-5	302	27	7	USC	Daytona Beach, Fla.	T(NY)-'19
53	Ximines	Oshane	LB	6-4	254	24	3	Old Dominion	Queens, N.Y.	D3-'19

## Practice Squad (17)

41	Bachman	Alex	WR	6-0	190	25	2	Wake Forest	Westlake Village, Calif.	FA-'20
44	Cobb	Omari	LB	6-4	223	24	2	Marshall	Port St. Lucie, Fla.	FA-'21
63	Cooper	Parahor	WR	5-11	208	26	6	South Carolina	Havelock, N.C.	FA-'21
82	Hamilton	Devery	OL	6-6	311	23	R	Duke	Ellicott City, Md.	FA-'21
49	Hausmann	Jake	TE	6-4	255	24	R	Ohio State	Cincinnati, Ohio	W(DET)-'21
45	Hollman	KA'dar	DB	6-0	196	27	3	Toledo	Burlington, N.J.	FA-'21
45	Jamerson	Natrell	DB	5-11	201	25	4	Wisconsin	Citra, Fla.	FA-'21
61	Kelly	Derrick	OL	6-5	320	26	2	Florida State	Havana, Fla.	FA-'21
6	Lalos	Niko	LB	6-5	270	24	2	Dartmouth	Akron, Ohio	FA-'20
57	Lewerke	Brian	QB	6-3	216	25	1	Michigan State	Phoenix, Ariz.	FA-'21
96	Moa	David	DL	6-3	296	25	1	Boise State	San Diego, Calif.	FA-'21
34	Platzgummer	Sandro	RB	6-0	198	24	1	N/A	Innsbruck, Austria	NFL (PPP)
84	Sills V	David	WR	6-3	211	25	2	West Virginia	Wilmington, Del.	FA-'19
34	Williams	Jarren	CB	5-11	190	24	2	Albany	Lewis Center, Ohio	FA-'20
35	Williams	Jonathan	RB	6-0	217	27	6	Arkansas	Dallas, Texas	FA-'21
77	Wilson	Isaiah	OL	6-7	330	22	2	Georgia	Brooklyn, N.Y.	FA-'21
87	Yelder	Deon	TE	6-4	255	26	4	Western Kentucky	Louisville, Ky.	FA-'21

## Practice Squad/Injured (1)

72	Harrison	Jonathan	OL	6-4	300	30	7	Florida	Groveland, Fla.	FA-'21
----	----------	----------	----	-----	-----	----	---	---------	-----------------	--------

## Reserve/COVID-19 (1)

63	Martin	Wes	OL	6-3	315	25	3	Indiana	West Milton, Ohio	FA-'21
----	--------	-----	----	-----	-----	----	---	---------	-------------------	--------

## Reserve/Injured (19)

18	Board	C.J.	WR	6-1	181	27	3	Chattanooga	Clarksville, Tenn.	W(JAX)-'20
35	Brunson	TJ	LB	6-1	230	24	2	South Carolina	Columbia, S.C.	D7-'20
52	Coughlin	Carter	LB	6-3	236	24	2	Minnesota	Eden Prairie, Minn.	D7-'20
43	Ebner	Nate	DB	6-0	215	32	10	Ohio State	Dublin, Ohio	FA-'20
65	Gates	Nick	C	6-6	318	26	4	Nebraska	Las Vegas, Nev.	FA-'18
93	Harris	Trent	LB	6-2	255	26	3	Miami (FL)	Winter Park, Fla.	FA-'20
46	Hilliard	Justin	LB	6-1	231	24	R	Ohio State	Cincinnati, Ohio	W(SF)-'21
30	Holmes	Darnay	CB	5-10	195	23	2	UCLA	Pasadena, Calif.	D4-'20
44	John	Rysen	TE	6-7	220	23	1	Simon Fraser	Vancouver, B.C.	FA-'20
39	Kalu	Joshua	DB	6-0	203	26	4	Nebraska	Houston, Texas	FA-'21
66	Lemieux	Shane	G	6-4	310	24	2	Oregon	Yakima, Wash.	D5-'20
54	Martinez	Blake	LB	6-2	237	27	6	Stanford	Tucson, Ariz.	FA-'20
60	Murphy	Kyle	OL	6-4	302	23	2	Rhode Island	Attleboro, Mass.	FA-'20
21	Peppers	Jabrill	S	5-11	215	26	5	Michigan	East Orange, N.J.	T(CLE)-'19
13	Pettis	Dante	WR	6-1	195	26	4	Washington	San Clemente, Calif.	W(SF)-'20
82	Smith	Kaden	TE	6-5	249	24	3	Stanford	Flower Mound, Texas	W(SF)-'19
85	Toilolo	Levine	TE	6-8	268	30	8	Stanford	San Diego, Calif.	FA-'20
25	Williams	Rodary	CB	6-0	195	25	R	Oklahoma State	Shreveport, La.	D6-'21
28	Wilson	Quincy	DB	6-2	193	25	5	Florida	Fort Lauderdale, Fla.	FA-'20



# 2021 GIANTS NUMERICAL ROSTER

As of December 6, 2021



### Coaching Staff

Coach	Title
Joe Judge	Head Coach
Patrick Graham	Asst. Head Coach/Defensive Coord.
Thomas McGaughey	Special Teams Coordinator
Ryan Anderson	Defensive Quality Control
Anthony Blevins	Asst. Linebackers/Special Teams Asst.
Carter Blount	Defensive Quality Control
Burton Burns	Running Backs
Russ Callaway	Offensive Quality Control
Derek Dooley	Tight Ends
Jerome Henderson	Defensive Backs
Jerry Hollern	Chief of Staff
Amos Jones	Special Projects & Situations
Freddie Kitchens	Senior Offensive Assistant
Jeremy Pruitt	Senior Defensive Assistant
Tom Quinn	Assistant Special Teams
Rob Sale	Offensive Line
Jerry Schuplinski	Quarterbacks
Kevin Sherrer	Linebackers
Sean Spencer	Defensive Line
Tyke Tolbert	Wide Receivers
Mike Treier	Assistant Defensive Backs
Ben Willkerson	Assistant Offensive Line
Nick Williams	Offensive Quality Control
Jody Wright	Offensive Assistant

### Pronunciation Guide

Player	Pronunciation
Alex BACHMAN	BOCK-men
SAQUON Barkley	SAY-quon
Ben BREDESON	BREAD-eh-sun
KEVIN Crossen	KEY-on
Cullen GILLASPIA	gill-ESS-pee-ah
KA'DAR Hollman	kuh-DAR
NATRELL Jamerson	nuh-TRELL
Casey KREITER	CRY-ter
NIKO LALOS	NEE-ko LAY-los
Brian LEWERKE	Le-WUHR-key
BENARDRICK McKinney	ben-ARE-drick
XAVIER McKinney	ZAY-vier
Chris MYRICK	MY-rick
AZEEZ OJULARI	zee-AZEEZ oju-LAHR-ee
Matt PEART	PAYRT
Quincy ROCHE	roh-SHAY
Matt SKURA	SKUR-uh
Oshane XIMINES	ZIM-en-ess

### How Acquired Key

D	.....Draft Pick
F	.....Free Agent
T	.....Trade
W	.....Waivers
( )	.....Previous Team

NO.	FIRST	LAST	POS.	HT.	WT.	AGE	EXP.	COLLEGE	HOMETOWN	HOW ACQUIRED
2	Mike	Glennon	QB	6-7	225	31	9	N.C. State	Centreville, Va.	FA-'21
3	Sterling	Shepard	WR	5-10	196	28	6	Oklahoma	Oklahoma City, Okla.	D2-'16
4	Graham	Gano	K	6-2	202	34	12	Florida State	Arbroath, Scotland	FA-'20
5	Daniel	Jones	QB	6-5	230	24	3	Duke	Charlotte, N.C.	D1-'19
9	Riley	Dixon	P	6-5	226	28	6	Syracuse	Oneida, N.Y.	T(DEN)-'18
12	John	Ross III	WR	5-11	190	26	4	Washington	Long Beach, Calif.	FA-'21
15	Collin	Johnson	WR	6-6	220	24	2	Texas	Los Angeles, Calif.	W(JAX)-'21
17	Jake	Fromm	QB	6-2	215	23	2	Georgia	Warner Robins, Ga.	FA-'21
19	Kenny	Golladay	WR	6-4	213	28	5	Northern Illinois	Chicago, Ill.	FA-'21
20	Julian	Love	S	5-11	195	23	3	Notre Dame	Westchester, Ill.	D4-'19
22	Adoree'	Jackson	CB	5-11	185	26	5	USC	Bellefonte, Pa.	FA-'21
23	Logan	Ryan	DB	5-11	195	30	9	Rutgers	Voorhees, N.J.	FA-'20
24	James	Bradberry	CB	6-1	212	28	6	Samford	Pleasant Grove, Ala.	FA-'20
26	Saquon	Barkley	RB	6-0	232	24	4	Penn State	Coplay, Pa.	D1-'18
27	J.R.	Reed	DB	6-1	194	25	2	Georgia	Frisco, Texas	FA-'21
28	Devontae	Booker	RB	5-11	219	29	6	Utah	Sacramento, Calif.	FA-'21
29	Xavier	McKinney	S	6-0	201	22	2	Alabama	Rosewell, Ga.	D2-'20
31	Keion	Crossen	DB	5-10	185	25	4	Western Carolina	Garysburg, N.C.	T(HOU)-'21
33	Aaron	Robinson	CB	6-1	193	24	R	UCF	Deerfield Beach, Fla.	D3-'21
36	Cullen	Gillaspia	FB	6-2	235	26	3	Texas A&M	Katy, Texas	FA-'21
37	Gary	Brightwell	RB	6-1	218	23	R	Arizona	Chester, Pa.	D6-'21
38	Steven	Parker	DB	6-1	210	25	3	Oklahoma	Tulsa, Okla.	FA-'21
39	Eli	Penny	FB	6-1	250	28	5	Idaho	Norwalk, Calif.	FA-'18
41	Chris	Myrick	TE	6-5	261	26	2	Temple	Philadelphia, Pa.	FA-'21
47	Cam	Brown	LB	6-5	233	23	2	Penn State	Burtonsville, Md.	D6-'20
48	Tae	Crowder	LB	6-1	235	24	2	Georgia	Hamilton, Ga.	D7-'20
49	Benardrick	McKinney	LB	6-4	257	29	6	Mississippi State	Tunica, Miss.	FA-'21
51	Azeez	Ojulari	LB	6-3	240	21	R	Georgia	Austell, Ga.	D2-'21
53	Oshane	Ximines	LB	6-4	254	24	3	Old Dominion	Queens, N.Y.	D3-'19
55	Reggie	Ragland	LB	6-2	252	28	6	Alabama	Madison, Ala.	FA-'21
58	Casey	Kreiter	LS	6-1	260	31	6	Iowa	DeWitt, Iowa	FA-'20
59	Lorenzo	Carter	LB	6-5	255	25	4	Georgia	Norcross, Ga.	D3-'18
67	Matt	Skura	OL	6-3	313	28	5	Duke	Columbus, Ohio	FA-'21
68	Ben	Bredeson	G	6-5	315	23	2	Michigan	Hartland, Wisc.	T(BAL)-'21
69	Billy	Price	OL	6-4	310	27	4	Ohio State	Austintown, Ohio	T(CIN)-'21
71	Will	Hernandez	G	6-3	332	26	2	UTEP	Las Vegas, Nev.	D2-'19
74	Matt	Peart	OL	6-7	318	24	2	Connecticut	Kingston, Jamaica	D3-'20
75	Danny	Shelton	DL	6-2	345	28	7	Washington	Auburn, Wash.	FA-'21
76	Nate	Solder	T	6-9	316	33	10	Colorado	Denver, Colo.	FA-'18
78	Andrew	Thomas	T	6-5	315	22	2	Georgia	Lithonia, Ga.	D1-'20
79	Karey	Cunningham	T	6-6	311	26	4	Cincinnati	Monteville, Ala.	FA-'21
80	Kyle	Rudolph	TE	6-6	265	32	11	Notre Dame	Cincinnati, Ohio	FA-'21
86	Darius	Slayton	WR	6-1	194	24	3	Auburn	Norcross, Ga.	D5-'19
88	Evan	Engram	TE	6-3	240	27	5	Ole Miss	Powder Springs, Ga.	D1-'17
89	Kadarius	Toney	WR	6-0	193	22	R	Florida	Mobile, Ala.	D1-'21
91	Raymond	Johnson III	DL	6-3	270	23	R	Georgia Southern	Sumter, S.C.	FA-'21
94	Eleasar	Smith	LB	6-7	245	23	R	Northern Iowa	Minneapolis, Minn.	D4-'21
95	Quincy	Roche	LB	6-3	245	23	R	Miami (FL)	Randalstown, Md.	W(PIT)-'21
97	Dexter	Lawrence II	DL	6-4	342	24	3	Clemson	Wake Forest, N.C.	D1-'19
98	Austin	Johnson	DL	6-4	314	27	6	Penn State	Galloway, N.J.	FA-'20
99	Leonard	Williams	DL	6-5	302	27	7	USC	Daytona Beach, Fla.	T(NYJ)-'19

### Practice Squad (17)

6	Brian	Lewerke	QB	6-3	216	25	1	Michigan State	Phoenix, Ariz.	FA-'21
34	Sandro	Platzgummer	RB	6-0	198	24	1	N/A	Innsbruck, Austria	NFL IPPP
34	Jarren	Williams	CB	5-11	190	24	2	Albany	Lewis Center, Ohio	FA-'20
35	Jonathan	Williams	RB	6-0	217	27	6	Arkansas	Dallas, Texas	FA-'20
44	Omari	Cobb	LB	6-4	223	24	2	Marshall	Port St. Lucie, Fla.	FA-'21
45	Ka'dar	Hollman	DB	6-0	196	27	3	Toledo	Burlington, N.J.	FA-'21
45	Natrell	Jamerson	DB	5-11	201	25	4	Wisconsin	Citra, Fla.	FA-'21
49	Jake	Hausmann	TE	6-4	255	24	R	Ohio State	Cincinnati, Ohio	W(DET)-'21
57	Niko	Lalos	LB	6-5	270	24	2	Dartmouth	Akron, Ohio	FA-'20
61	Derrick	Kelly	OL	6-5	320	26	2	Florida State	Havana, Fla.	FA-'21
62	Devery	Hamilton	OL	6-6	311	23	R	Duke	Ellicott City, Md.	FA-'21
77	Isiah	Wilson	OL	6-7	330	22	2	Georgia	Brooklyn, N.Y.	FA-'21
81	Alex	Bachman	WR	6-0	190	25	2	Wake Forest	Westlake Village, Calif.	FA-'20
83	Pharoh	Cooper	WR	5-11	208	26	6	South Carolina	Havlock, N.C.	FA-'21
84	David	Sills V	WR	6-3	211	25	2	West Virginia	Wilmington, Del.	FA-'19
87	Deon	Yelder	TE	6-4	255	26	4	Western Kentucky	Louisville, Ky.	FA-'21
96	David	Moa	DL	6-3	296	25	1	Boise State	San Diego, Calif.	FA-'20

### Practice Squad/Injured (1)

72	Jonathan	Harrison	OL	6-4	300	30	7	Florida	Groveland, Fla.	FA-'21
----	----------	----------	----	-----	-----	----	---	---------	-----------------	--------

### Reserve/COVID-19 (1)

63	Wes	Martin	OL	6-3	315	25	3	Indiana	West Milton, Ohio	FA-'21
----	-----	--------	----	-----	-----	----	---	---------	-------------------	--------

### Reserve/Injured (19)

13	Dante	Pettis	WR	6-1	195	26	4	Washington	San Clemente, Calif.	W(SF)-'20
18	C.J.	Boards	WR	6-1	181	27	3	Chattanooga	Clarksville, Tenn.	W(JAX)-'20
21	Jabrill	Peppers	S	5-11	215	26	5	Michigan	East Orange, N.J.	T(CLE)-'19
25	Rodarius	Williams	CB	6-0	195	25	R	Oklahoma State	Shreveport, La.	D6-'21
28	Quincy	Wilson	DB	6-2	193	25	5	Florida	Fort Lauderdale, Fla.	FA-'20
30	Darnay	Holmes	CB	5-10	195	23	2	UCLA	Pasadena, Calif.	D4-'20
35	TJ	Brunson	LB	6-1	230	24	2	South Carolina	Columbia, S.C.	D7-'20
39	Joshua	Kalu	DB	6-0	203	26	4	Nebraska	Houston, Texas	FA-'21
43	Nate	Ebner	DB	6-0	215	32	10	Ohio State	Dublin, Ohio	FA-'20
44	Rysen	John	TE	6-7	220	23	1	Simon Fraser	Vancouver, BC	FA-'20
46	Justin	Hilliard	LB	6-1	231	24	R	Ohio State	Cincinnati, Ohio	FA-'20
52	Carter	Coughlin	LB	6-3	236	24	2	Minnesota	Eden Prairie, Minn.	W(SF)-'21
54	Blake	Marfinez	LB	6-2	237	27	6	Stanford	Tucson, Ariz.	D7-'20
60	Kyle	Murphy	OL	6-4	302	23	2	Rhode Island	Attleboro, Mass.	FA-'20
65	Nick	Gates	C	6-6	318	26	4	Nebraska	Las Vegas, Nev.	FA-'18
66	Shane	Lemieux	G	6-4	310	24	2	Oregon	Yakima, Wash.	D5-'20
82	Kaden	Smith	TE	6-5	249	24	3	Stanford	Flower Mound, Texas	W(SF)-'19
85	Levine	Toitolo	TE	6-8	268	30	8	Stanford	San Diego, Calif.	FA-'20
93	Trent	Harris	LB	6-2	255	26	3	Miami (FL)	Winter Park, Fla.	FA-'20



# 2021 GAME BY GAME STARTERS

## OFFENSE

OPP	WR	LT	LG	C	RG	RT	TE	TE	WR	QB	RB
DEN	K. Golladay	A. Thomas	S. Lemieux	N. Gates	W. Hernandez	N. Solder	K. Smith	E. Penny (FB)	S. Shepard	D. Jones	S. Barkley
@WAS	K. Golladay	A. Thomas	N. Gates	B. Price	W. Hernandez	N. Solder	K. Smith	K. Rudolph	S. Shepard	D. Jones	S. Barkley
ATL	K. Golladay	A. Thomas	B. Bredeson	B. Price	W. Hernandez	N. Solder	E. Ingram	K. Rudolph	S. Shepard	D. Jones	S. Barkley
@NO	K. Golladay	A. Thomas	M. Skura	B. Price	W. Hernandez	N. Solder	K. Smith	E. Penny (FB)	K. Toney	D. Jones	S. Barkley
@DAL	K. Golladay	N. Solder	M. Skura	B. Price	W. Hernandez	M. Peart	K. Smith	K. Rudolph	E. Ingram (TE)	D. Jones	S. Barkley
LAR	C. Board	A. Thomas	M. Skura	B. Price	W. Hernandez	N. Solder	E. Ingram	K. Rudolph	S. Shepard	D. Jones	D. Booker
CAR	J. Ross III	M. Peart	M. Skura	B. Price	W. Hernandez	N. Solder	E. Ingram	K. Rudolph	D. Slayton	D. Jones	D. Booker
@KC	D. Slayton	M. Peart	M. Skura	B. Price	W. Hernandez	N. Solder	E. Ingram	K. Toney (WR)	S. Shepard	D. Jones	D. Booker
LV	K. Golladay	M. Peart	M. Skura	B. Price	W. Hernandez	N. Solder	E. Ingram	K. Rudolph	K. Toney	D. Jones	D. Booker
@TB	K. Golladay	A. Thomas	M. Skura	B. Price	W. Hernandez	N. Solder	E. Ingram	K. Rudolph	K. Toney	D. Jones	S. Barkley
PHI	K. Golladay	A. Thomas	M. Skura	B. Price	W. Hernandez	N. Solder	E. Ingram	C. Myarick	D. Slayton	D. Jones	S. Barkley
@MIA	K. Golladay	A. Thomas	M. Skura	B. Price	W. Hernandez	N. Solder	E. Ingram	K. Rudolph	D. Slayton	M. Glennon	S. Barkley
@LAC											
DAL											
@PHI											
@CHI											
WAS											

## DEFENSE

OPP	DL	DL	DL	MLB	OLB	SLB	WILL	LCB	RCB	SS	FS
DEN	A. Johnson	L. Williams	D. Lawrence II	B. Martinez	J. Peppers (S)	L. Carter	T. Crowder	J. Bradberry	A. Jackson	L. Ryan	X. McKinney
@WAS	A. Johnson	L. Williams	D. Holmes (CB)	B. Martinez	A. Ojulari	L. Carter	T. Crowder	J. Bradberry	A. Jackson	L. Ryan	J. Peppers
ATL	A. Johnson	L. Williams	D. Lawrence II	B. Martinez	J. Peppers (DB)	L. Carter	T. Crowder	J. Bradberry	A. Jackson	L. Ryan	X. McKinney
@NO	A. Johnson	L. Williams	D. Lawrence II	T. Crowder	J. Peppers (DB)	L. Carter	R. Ragland	J. Bradberry	A. Jackson	L. Ryan	X. McKinney
@DAL	A. Johnson	L. Williams	J. Love (DB)	T. Crowder	A. Ojulari	L. Carter	R. Ragland	J. Bradberry	A. Jackson	L. Ryan	X. McKinney
LAR	A. Johnson	L. Williams	J. Peppers (DB)	T. Crowder	A. Ojulari	L. Carter	R. Ragland	J. Bradberry	A. Jackson	L. Ryan	X. McKinney
CAR	A. Johnson	L. Williams	D. Lawrence II	T. Crowder	A. Ojulari	L. Carter	R. Ragland	J. Bradberry	A. Jackson	L. Ryan	X. McKinney
@KC	A. Johnson	L. Williams	D. Holmes (CB)	T. Crowder	A. Ojulari	Q. Roche	R. Ragland	J. Bradberry	A. Jackson	L. Ryan	X. McKinney
LV	A. Johnson	L. Williams	D. Holmes (CB)	T. Crowder	A. Ojulari	Q. Roche	R. Ragland	J. Bradberry	A. Jackson	L. Ryan	X. McKinney
@TB	A. Johnson	L. Williams	D. Lawrence II	T. Crowder	A. Ojulari	Q. Roche	B. McKinney	J. Bradberry	A. Jackson	J. Love	X. McKinney
PHI	A. Johnson	L. Williams	D. Holmes (CB)	T. Crowder	A. Ojulari	L. Carter	R. Ragland	J. Bradberry	A. Jackson	J. Love	X. McKinney
@MIA	A. Johnson	L. Williams	D. Lawrence II	T. Crowder	A. Ojulari	L. Carter	B. McKinney	J. Bradberry	A. Robinson	L. Ryan	X. McKinney
@LAC											
DAL											
@PHI											
@CHI											
WAS											

## GAME DAY INACTIVES

OPP	1	2	3	4	5	6	7
DEN	S. Beal	E. Ingram	J. Hilliard	J. Jackson	C. Johnson	Q. Roche	
@WAS	S. Beal	C. Brown	E. Ingram	J. Hilliard	J. Jackson	C. Johnson	Q. Roche
ATL	S. Beal	D. Booker	N. Ebner	J. Hilliard	J. Jackson		
@NO	S. Beal	B. Bredeson	J. Jackson	R. Johnson III	S. Shepard	D. Slayton	
@DAL	S. Beal	B. Bredeson	J. Jackson	J. Peppers	S. Shepard	D. Slayton	
LAR	S. Barkley	B. Bredeson	K. Golladay	J. Jackson	Q. Roche	D. Slayton	
CAR	S. Barkley	S. Beal	K. Golladay	J. Jackson	D. Shelton	S. Shepard	K. Toney
@KC	S. Barkley	L. Carter	N. Ebner	K. Golladay	J. Reed	D. Shelton	
LV	S. Barkley	L. Carter	N. Ebner	S. Shepard	O. Ximines		
@TB	L. Carter	N. Ebner	C. Gillaspia	W. Martin	S. Shepard	K. Smith	O. Ximines
PHI	C. Gillaspia	W. Martin	K. Rudolph	S. Shepard	K. Smith	K. Toney	
@MIA	A. Jackson	D. Jones	W. Martin	S. Shepard	K. Toney	O. Ximines	
@LAC							
DAL							
@PHI							
@CHI							
WAS							



# 2021 NEW YORK GIANTS UNOFFICIAL DEPTH CHART

## OFFENSE

WR	19	<b>Kenny Golladay</b>	86	Darius Slayton	12	John Ross III
TE	88	<b>Evan Engram</b>	41	Chris Myarick		
RT	76	<b>Nate Solder</b>	79	Korey Cunningham		
RG	71	<b>Will Hernandez</b>	68	Ben Bredeson		
C	69	<b>Billy Price</b>	67	Matt Skura		
LG	67	<b>Matt Skura</b>	68	Ben Bredeson		
LT	78	<b>Andrew Thomas</b>	74	Matt Peart		
RB	26	<b>Saquon Barkley</b>	28	Devontae Booker	37	<u>Gary Brightwell</u>
FB	39	<b>Eli Penny</b>	36	Cullen Gillaspia		
WR	3	<b>Sterling Shepard</b>	89	<u>Kadarius Toney</u>	15	Collin Johnson
TE	80	<b>Kyle Rudolph</b>	41	Chris Myarick		
QB	8	<b>Daniel Jones</b>	2	Mike Glennon	17	Jake Fromm

## DEFENSE

SLB	59	<b>Lorenzo Carter</b>	95	<u>Quincy Roche</u>	94	<u>Elerson Smith</u>
DL	97	<b>Dexter Lawrence II</b>				
MLB	48	<b>Tae Crowder</b>	47	Cam Brown		
DL	98	<b>Austin Johnson</b>	75	Danny Shelton		
WIL	55	<b>Reggie Ragland</b>	49	Benardrick McKinney		
DL	99	<b>Leonard Williams</b>	91	<u>Raymond Johnson III</u>		
OLB	51	<u><b>Azeez Ojulari</b></u>	53	Oshane Ximines		
LCB	24	<b>James Bradberry</b>	33	<u>Aaron Robinson</u>		
SS	29	<b>Xavier McKinney</b>	20	Julian Love	38	Steven Parker
FS	23	<b>Logan Ryan</b>	27	J.R. Reed		
RCB	22	<b>Adoree' Jackson</b>	31	Keion Crossen		

## SPECIALISTS

LS	58	<b>Casey Kreiter</b>				
H	9	<b>Riley Dixon</b>				
P	9	<b>Riley Dixon</b>				
PR	89	<u><b>Kadarius Toney</b></u>	86	Darius Slayton		
KOR	89	<u><b>Kadarius Toney</b></u>	86	Darius Slayton		
K	5	<b>Graham Gano</b>				

Underlined = Rookie; **BOLD** = Starter



# HOW THE 2021 NEW YORK GIANTS WERE BUILT

YEAR	DRAFTEES (25)	FREE AGENTS (50)	TRADES/WAIVERS (13)
2021	WR Kadarius Toney (1) LB Azeez Ojulari (2) CB Aaron Robinson (3) LB Elerson Smith (4) RB Gary Brightwell (6) CB Rodarius Williams (7) ^	RB Devontae Booker LB Omari Cobb* WR Pharoah Cooper* T Korey Cunningham QB Jake Fromm FB Cullen Gillaspia QB Mike Glennon WR Kenny Golladay OL Devery Hamilton* OL Jonathan Harrison% DB Ka'dar Hollman* CB Adoree' Jackson DB Natrell Jamerson* DL Raymond Johnson III OL Derrick Kelly* QB Brian Lewerke* OL Wes Martin# LB Benardrick McKinney TE Chris Myarick DB Steven Parker LB Reggie Ragland DB J.R. Reed WR John Ross III TE Kyle Rudolph DL Danny Shelton OL Matt Skura RB Jonathan Williams* OL Isaiah Wilson* TE Deon Yelder*	G Ben Bredeson (T-BAL) DB Keion Crossen (T-HOU) TE Jake Hausmann (W-DET)* LB Justin Hilliard (W-SF) ^ LB Collin Johnson (W-JAX) OL Billy Price (T-CIN) LB Quincy Roche (W-PIT)
2020	T Andrew Thomas (1) S Xavier McKinney (2) T Matt Peart (3) CB Darnay Holmes (4) ^ G Shane Lemieux (5) ^ LB Cam Brown (6) LB Carter Coughlin (7) ^ LB TJ Brunson (7) ^ LB Tae Crowder (7)	WR Alex Bachman* CB James Bradberry DB Nate Ebner ^ K Graham Gano LB Trent Harris ^ TE Rysen John ^ DL Austin Johnson LS Casey Kreiter LB Niko Lalos* LB Blake Martinez ^ DL David Maa* OL Kyle Murphy ^ <i>RB Sandro Platzgummer (NFL IPPP)*</i> DB Logan Ryan TE Levine Toilolo ^ CB Jarren Williams* DB Quincy Wilson ^	WR C.J. Board (W-JAX) ^ WR Dante Pettis (W-SF) ^
2019	QB Daniel Jones (1) DL Dexter Lawrence II (1) LB Oshane Ximines (3) CB Julian Love (4) WR Darius Slayton (5)	WR David Sills V*	S Jabrill Peppers (T-CLE) ^ TE Kaden Smith (W-SF) ^ DL Leonard Williams (T-NYJ)
2018	RB Saquon Barkley (1) G Will Hernandez (2) LB Lorenzo Carter (3)	G Nick Gates ^ RB Eli Penny T Nate Solder	P Riley Dixon (T-DEN)
2017	TE Evan Engram (1)		
2016	WR Sterling Shepard (2)		



## 2021 PLAYER TRANSACTIONS

**JANUARY 2** - **LB** **Kyler Fackrell**, **DB** **Madre Harper** - Activated, from Reserve; **P** **Ryan Santoso** - Activated, from Practice Squad (Standard Elevation); **FB** **Elijhaa Penny** - Placed on Injured Reserve; **QB** **Joe Webb** - Waived, No Recall

---

**JANUARY 4** - **WR** **Alex Bachman**, **LB** **Trent Harris**, **DB** **Montre Hartage**, **TE** **Rysen John**, **RB** **Taquan Mizzell**, **DT** **David Moe**, **G** **Chad Slade**, **QB** **Alex Tanney**, **QB** **Clayton Thorson**, **LS** **Carson Tinker**, **G** **Kenny Wiggins**, **DB** **Jarren Williams**, **DB** **Quincy Wilson** - Reserve/Future Signings; **OT** **Jackson Barton**, **DB** **Madre Harper** - Signed, Renegotiated Contract (Exclusive Rights)

---

**JANUARY 5** - **RB** **Jordan Chunn**, **WR** **Derrick Dillon** - Reserve/Future Signings

---

**JANUARY 7** - **RB** **Devonta Freeman** - Waived, from Reserve/Injured; **WR** **David Sills V** - Activated, from Reserve/COVID, Remains on Reserve/Injured, **WR** **David Sills V** - Signed, Renegotiated Contract (Exclusive Rights)

---

**JANUARY 8** - **QB** **Joe Webb** - Reserve/Future Signing

---

**JANUARY 11** - **TE** **Nakia Griffin-Stewart**, **TE** **Nate Wieting** - Reserve/Future Signings

---

**JANUARY 12** - **LB** **Cale Garrett** - Reserve/Future Signing

---

**JANUARY 21** - **DE** **Breeland Speaks** - Reserve/Future Signing

---

**JANUARY 26** - **P** **Ryan Santoso** - Reserve/Future Signing

---

**FEBRUARY 12** - **WR** **Da'Mari Scott**, **DB** **Shakial Taylor** - Waived, No Recall

---

**FEBRUARY 24** - **OL** **Jonotthan Harrison** - Free Agent Signing

---

**MARCH 8** - **WR** **Cody Core** - Terminated, Vested Veteran, Failed Physical

---

**MARCH 9** - **DT** **Leonard Williams** - Designated Franchise Player

---

**MARCH 10** - **G** **Kevin Zeitler** - Terminated, Vested Veteran, all contracts

---

**MARCH 16** - **FB** **Cullen Gillaspia** - Free Agent Signing

---

**MARCH 17** - **OT** **Nate Solder**, **WR** **C.J. Board**, **DT** **Austin Johnson**, **LS** **Casey Kreiter** - Signed, New Contracts

---

**MARCH 18** - **DT** **Leonard Williams** - Signed, New Contract

---

**MARCH 19** - **RB** **Devontae Booker**, **QB** **Mike Glennon**, **DE** **Ifeadi Odenigbo**, **WR** **John Ross** - Free Agent Signings; **LB** **Reggie Ragland** - Free Agent Signing

---

**MARCH 20** - **WR** **Kenny Golladay** - Free Agent Signing

---

**MARCH 22** - **CB** **Adoree' Jackson** - Free Agent Signing

---

**MARCH 24** - **TE** **Kyle Rudolph** - Free Agent Signing; **LB** **Devante Downs** - Free Agent Signing

---

**MARCH 25** - **OL** **Zack Fulton** - Free Agent Signing; **OLB** **Ryan Anderson** - Free Agent Signing

---

**MARCH 29** - **DT** **Danny Shelton** - Free Agent Signing

---

**MARCH 30** - **TE** **Cole Hikutini**, **DB** **Joshua Kalu**, **DB** **Chris Milton** - Free Agent Signings

---

**APRIL 14** - **CB** **Ryan Lewis** - Waived



## 2021 PLAYER TRANSACTIONS

**APRIL 29 - WR Kadarius Toney** - Drafted in first round (20th overall)

---

**APRIL 30 - LB Azeez Ojulari** - Drafted in second round (50th overall); **CB Aaron Robinson** - Drafted in third round (71st overall)

---

**MAY 1 - LB Elerson Smith** - Drafted in fourth round (116th overall); **RB Gary Brightwell** - Drafted in sixth round (196th overall); **CB Rodarius Williams** - Drafted in sixth round (201st overall)

---

**MAY 13 - LB Azeez Ojulari, RB Gary Brightwell, CB Rodarius Williams** - Selection List Signings; **G Jake Burton, C Brett Heggie, DE Raymond Johnson** - Undrafted Free Agent Signings; **DE Breeland Speaks** - Waived, No Recall

---

**MAY 16 - WR Kelvin Benjamin, RB Corey Clement** - Free Agent Signings; **RB Jordan Chunn, TE Nate Wieting** - Waived, No Recall

---

**MAY 18 - RB Ryquell Armstead** - Claimed (off Waivers from JAX); **QB Joe Webb** - Terminated, Vested Veteran, all contracts

---

**MAY 25 - LB Elerson Smith** - Selection List Signing

---

**MAY 28 - CB Aaron Robinson** - Selection List Signing

---

**JUNE 3 - WR Kadarius Toney** - Selection List Signing

---

**JUNE 25 - RB Ryquell Armstead** - Waived

---

**JULY 21 - DB Jordyn Peters** - Free Agent Signing; **RB Mike Weber** - Free Agent Signing

---

**JULY 22 - WR Kadarius Toney** - Placed on Reserve/COVID-19 List; **RB Saquon Barkley, OL Jonothan Harrison, T Matt Peart, CB Aaron Robinson, TE Kyle Rudolph, LB Oshane Ximines** - Placed on Active/Physically Unable to Perform List; **LB Ryan Anderson, RB Sandro Platzgummer** - Placed on Reserve/Non-Football Injury List; **RB Taquan Mizzell** - Placed on Reserve/Injured List

---

**JULY 27 - DB Joshua Kalu, LB Blake Martinez** - Placed on Reserve/COVID-19 List; **LB Reggie Ragland** - Placed on Reserve/Non-Football Injury List; **WR Kadarius Toney** - Activated from Reserve/COVID-19 List

---

**JULY 28 - RB Sandro Platzgummer** - Activated from Reserve/Non-Football Injury List; **TE Rysen John** - Placed on Reserve/COVID-19 List; **TE Kelvin Benjamin** - Terminated, Vested Veteran, all contracts

---

**JULY 29 - RB Taquan Mizzell** - Waived

---

**JULY 31 - LB Todd Davis, C Joe Looney, WR Damion Willis** - Free Agent Signing; **T Matt Peart** - Activated from Active/Physically Unable to Perform List

---

**AUGUST 2 - RB Alfred Morris** - Free Agent Signing; **OL Jonothan Harrison** - Activated from Active/Physically Unable to Perform List

---

**AUGUST 3 - DB Joshua Kalu, LB Blake Martinez** - Activated from Reserve/COVID-19 List; **WR Derrick Dillon** - Placed on Reserve/Injured List; **LB Todd Davis** - Placed on Reserve/Retired List

---

**AUGUST 4 - WR Andy Jones, TE Tommy Stevens** - Free Agent Signing; **RB Mike Weber** - Placed on Reserve/Injured List; **C Joe Looney** - Placed on Reserve/Retired List

---

**AUGUST 5 - LB Reggie Ragland** - Activated from Reserve/Non-Football Injury List

---

**AUGUST 6 - OL Zach Fulton** - Placed on Reserve/Retired List; **TE Levine Toilolo** - Placed on Reserve/Injured List

---

**AUGUST 7 - DB Chris Johnson** - Free Agent Signing; **TE Jake Hausmann** - Claimed (off Waivers from DET)



## 2021 PLAYER TRANSACTIONS

**AUGUST 8** - **WR Matt Cole** - Claimed (off Waivers from NYJ); **WR Andy Jones** - Waived

---

**AUGUST 9** - **RB Saquon Barkley, LB Oshane Ximines** - Activated from Active/Physically Unable to Perform List; **LB Ryan Anderson** - Waived

---

**AUGUST 10** - **TE Rysen John** - Activated from Reserve/COVID-19 List; **LB Ryan Anderson** - Activated from Reserve/Non-Football Injury List; **TE Tommy Stevens** - Waived

---

**AUGUST 11** - **DT Elijah Qualls, DT Willie Henry** - Free Agent Signings; **WR Derrick Dillon, DL RJ McIntosh, LB Cale Garrett** - Waived

---

**AUGUST 13** - **G Ted Larsen** - Free Agent Signing; **DB Jordyn Peters, RB Mike Weber** - Waived

---

**AUGUST 16** - **QB Brian Lewerke** - Free Agent Signing; **QB Clayton Thorson** - Waived/Injured; **LB TJ Brunson, DB Joshua Kalu, G Kyle Murphy** - Placed on Reserve/Injured List; **DB Keion Crossen** - Acquired from the Houston Texans for a 2023 sixth-round pick

---

**AUGUST 17** - **DB Chris Milton, RB Alfred Morris** - Terminated, Vested Veteran, all contracts; **DB Jarren Williams** - Waived/Injured; **CB Josh Jackson** - Acquired from the Green Bay Packers in exchange for **CB Isaac Yiadom**

---

**AUGUST 21** - **DB Jarren Williams** - Waived, Injury Settlement

---

**AUGUST 24** - **DB Montre Hartage, TE Cole Hikutini** - Waived/Injured; **TE Rysen John, DB Quincy Wilson** - Placed on Reserve/Injured List; **LS Carson Tinker** - Terminated, Vested Veteran, all contracts

---

**AUGUST 25** - **TE Kyle Rudolph** - Activated from Active/Physically Unable to Perform List, **QB Clayton Thorson** - Waived, Injury Settlement

---

**AUGUST 26** - **K Ryan Santoso** - Traded to the Carolina Panthers in exchange for a conditional 2022 seventh-round pick

---

**AUGUST 29** - **DB Jordyn Peters** - Free Agent Signing

---

**AUGUST 30** - **OL Billy Price** - Acquired from the Cincinnati Bengals in exchange for **DL B.J. Hill**

---

**AUGUST 31** - **LB Ryan Anderson, RB Corey Clement, OL Jonothan Harrison, DL Willie Henry, LS Casey Kreiter, DL Ifeadi Odenigbo, OL Chad Slade, OL Kenny Wiggins** - Terminated, Vested Veteran, all contracts; **T Jackson Barton, OL Jake Burton, WR Matt Cole, LB Devante Downs, TE Nakia Griffin-Stewart, DB Madre Harper, TE Jake Hausmann, OL Brett Heggie, DB Chris Johnson, LB Niko Lalos, QB Brian Lewerke, DL David Moe, DB Jordyn Peters, RB Sandro Platzgummer, DL Elijah Qualls, WR David Sills V, WR Damion Willis** - Waived, No Recall; **WR Alex Bachman, WR Austin Mack** - Waived/Injured; **OL Ted Larsen** - Placed on Reserve/Injured List; **CB Aaron Robinson** - Placed on Reserve/Physically Unable to Perform List; **G Ben Bredeson**, 2022 fifth-round pick (via Chiefs) and 2023 seventh-round pick - Acquired from the Baltimore Ravens in exchange for a 2022 fourth-round pick

---

**SEPTEMBER 1** - **LB Justin Hilliard** - Claimed (off Waivers from SF); **WR Collin Johnson** - Claimed (off Waivers from JAX); **LB Quincy Roche** - Claimed (off Waivers from PIT); **LB Trent Harris, WR Dante Pettis** - Waived, No Recall; **WR C.J. Board** - Terminated, Vested Veteran, all contracts; **WR C.J. Board, LS Casey Kreiter** - Free Agent Signing; **T Jackson Barton, OL Jake Burton, WR Matt Cole, TE Nakia Griffin-Stewart, DL Willie Henry, TE Jake Hausmann, OL Brett Heggie, LB Niko Lalos, DL David Moe, DB Jordyn Peters, RB Sandro Platzgummer, WR David Sills V, OL Keny Wiggins** - Signed to Practice Squad; **WR John Ross III, LB Elerson Smith** - Placed on Reserve/Injured List

---

**SEPTEMBER 2** - **WR Alex Bachman, DB Montre Hartage, TE Cole Hikutini** - Waived, Injury Settlement; **LB Trent Harris, QB Brian Lewerke, TE Chris Myarick, WR Dante Pettis, OL Matt Skura, RB Dexter Williams** - Signed to Practice Squad; **OL Jake Burton, TE Nakia Griffin-Stewart, OL Brett Heggie** - Released from Practice Squad

---

**SEPTEMBER 3** - **TE Ryan Izzo** - Signed to Practice Squad; **WR Damion Willis** - Released from Practice Squad



## 2021 PLAYER TRANSACTIONS

**SEPTEMBER 7** - **WR C.J. Board** - Terminated, Vested Veteran, all contracts; **WR C.J. Board, T Korey Cunningham** - Signed to Practice Squad; **LB Todd Davis** - Terminated, Vested Veteran, all contracts from Reserve/Retired List; **WR Austin Mack** - Waived, Injury Settlement; **DB Jordyn Peters, OL Kenny Wiggins** - Released from Practice Squad; **DB Nate Ebner** - Free Agent Signing

---

**SEPTEMBER 9** - **OL Ted Larsen** - Waived, Injury Settlement

---

**SEPTEMBER 11** - **WR C.J. Board** - Activated, from Practice Squad (Standard Elevation)

---

**SEPTEMBER 16** - **G Shane Lemieux** - Placed on Reserve/Injured List; **OL Matt Skura** - Signed to Active Roster from Practice Squad; **WR C.J. Board, TE Chris Myarick** - Activated, from Practice Squad (Standard Elevation)

---

**SEPTEMBER 20** - **OL Cole Banwart** - Signed to Practice Squad

---

**SEPTEMBER 21** - **DB Steven Parker** - Signed to Practice Squad; **TE Ryan Izzo** - Released from Practice Squad; **C Nick Gates** - Placed on Reserve/Injured List; **T Jackson Barton** - Terminated (by Player) from Practice Squad and Signed to Raiders Active Roster

---

**SEPTEMBER 22** - **OL Jonothan Harrison, OL Foster Sarell** - Signed to Practice Squad; **RB Dexter Williams** - Released from Practice Squad

---

**SEPTEMBER 25** - **WR C.J. Board** - Signed to Active Roster from Practice Squad; **OL Jonothan Harrison** - Activated, from Practice Squad (Standard Elevation); **LB Cam Brown** - Placed on Reserve/Injured List

---

**SEPTEMBER 27** - **CB Jarren Williams** - Signed to Practice Squad; **OL Wes Martin** - Signed to Active Roster from Washington Practice Squad

---

**SEPTEMBER 28** - **LB Omari Cobb** - Signed to Practice Squad; **WR Matt Cole, DL Willie Henry, OL Foster Sarell** - Released from Practice Squad

---

**SEPTEMBER 29** - **WR John Ross III** - Designated for Return off of Reserve/Injured List; **OL Sam Jones** - Signed to Practice Squad; **LB Blake Martinez** - Placed on Reserve/Injured List

---

**SEPTEMBER 30** - **OL Isaiah Wilson** - Signed to Practice Squad

---

**OCTOBER 3** - **WR John Ross III** - Activated off of Reserve/Injured List; **OL Jonothan Harrison** - Activated, from Practice Squad (Standard Elevation)

---

**OCTOBER 5** - **DB Ka'dar Hollman** - Signed to Practice Squad; **OL Sam Jones, DB Steven Parker** - Released from Practice Squad

---

**OCTOBER 6** - **DB Steven Parker** - Signed to Practice Squad

---

**OCTOBER 9** - **T Korey Cunningham** - Activated, from Practice Squad (Standard Elevation); **OL Jonothan Harrison** - Placed on Practice Squad/Injured List

---

**OCTOBER 12** - **OL Devery Hamilton** - Signed to Practice Squad

---

**OCTOBER 14** - **CB Rodarius Williams** - Placed on Reserve/Injured List

---

**OCTOBER 15** - **LB Justin Hilliard** - Placed on Reserve/Injured List

---

**OCTOBER 17** - **LB Cam Brown** - Activated off of Reserve/Injured List; **T Korey Cunningham, WR Dante Pettis** - Activated, from Practice Squad (Standard Elevation)

---





## 2021 PLAYER TRANSACTIONS

**OCTOBER 19** - **LB Cam Brown** - **OL Cole Banwart**, **TE Jake Hausmann** - Released from Practice Squad; **DL Woodrow Hamilton**, **OL Derrick Kelly**, **LB Benardrick McKinney**, **WR Travis Toivonen** - Signed to Practice Squad; **WR C.J. Board**, **T Andrew Thomas** - Placed on Reserve/Injured List; **T Corey Cunningham**, **WR Dante Pettis** - Signed to Active Roster from Practice Squad

---

**OCTOBER 20** - **LB Elerson Smith**, **CB Aaron Robinson** - Designated for Return off of Reserve/Injured List

---

**OCTOBER 23** - **WR David Sills V** - Signed to Active Roster from Practice Squad; **LB Benardrick McKinney**, **DL David Moa** - Activated, from Practice Squad (Standard Elevation)

---

**OCTOBER 25** - **TE Jake Hausmann** - Signed to Practice Squad

---

**OCTOBER 26** - **DL Woodrow Hamilton** - Released from Practice Squad; **DB J.R. Reed** - Signed to Active Roster from L.A. Rams Practice Squad; **CB Josh Jackson**, **WR David Sills V** - Waived, No Recall; **S Jabrill Peppers** - Placed on Reserve/Injured List

---

**OCTOBER 27** - **WR David Sills V** - Signed to Practice Squad

---

**NOVEMBER 1** - **LB Trent Harris**, **LB Benardrick McKinney** - Activated, from Practice Squad (Standard Elevation); **DB Steven Parker** - Signed to Active Roster from Practice Squad; **CB Aaron Robinson** - Activated off of Reserve/Physically Unable to Perform List; **LB Carter Coughlin** - Placed on Reserve/Injured List

---

**NOVEMBER 2** - **DB Steven Parker** - Waived, No Recall; **WR Travis Toivonen** - Released from Practice Squad

---

**NOVEMBER 3** - **WR Alex Bachman**, **WR Pharoah Cooper** - Signed to Practice Squad

---

**NOVEMBER 4** - **RB Saquon Barkley**, **RB Gary Brightwell**, **S Xavier McKinney** - Placed on Reserve/COVID-19 List; **LB Benardrick McKinney** - Activated, from Practice Squad (COVID-19 Replacement); **DB Steven Parker** - Signed to Practice Squad

---

**NOVEMBER 5** - **RB Saquon Barkley**, **S Xavier McKinney** - Activated off of Reserve/COVID-19 List; **TE Jake Hausmann** - Released from Practice Squad; **RB Dexter Williams** - Signed to Practice Squad; **WR Dante Pettis** - Placed on Reserve/Injured List

---

**NOVEMBER 6** - **WR Pharoah Cooper**, **LB Trent Harris** - Activated, from Practice Squad (Standard Elevation); **LB Elerson Smith** - Activated off of Reserve/Injured List

---

**NOVEMBER 8** - **RB Dexter Williams** - Released from Practice Squad

---

**NOVEMBER 9** - **CB Sam Beal** - Waived, No Recall

---

**NOVEMBER 15** - **RB Gary Brightwell** - Activated off of Reserve/COVID-19 List

---

**NOVEMBER 17** - **T Andrew Thomas** - Designated for Return off of Reserve/Injured List; **LB Benardrick McKinney** - Signed to Active Roster from Practice Squad; **RB Jonathan Williams** - Signed to Practice Squad

---

**NOVEMBER 19** - **DB Logan Ryan** - Placed on Reserve/COVID-19 List

---

**NOVEMBER 22** - **LB Trent Harris** - Signed to Active Roster from Practice Squad; **TE Chris Myarick**, **DB Steven Parker** - Activated, from Practice Squad (Standard Elevation); **WR Pharoah Cooper** - Activated, from Practice Squad (COVID-19 Replacement); **T Andrew Thomas** - Activated off of Reserve/Injured List

---

**NOVEMBER 24** - **TE Jake Hausmann** - Signed to Practice Squad; **DB Nate Ebner** - Placed on Reserve/Injured List; **TE Chris Myarick** - Signed to Active Roster from Practice Squad

---

**NOVEMBER 25** - **TE Deon Yelder** - Signed to Practice Squad

---

**NOVEMBER 27** - **WR Pharoah Cooper** - Activated, from Practice Squad (COVID-19 Replacement) ; **DB Steven Parker** - Activated, from Practice Squad (Standard Elevation)

---



## 2021 PLAYER TRANSACTIONS

**NOVEMBER 30** - **DB Logan Ryan** - Activated off of Reserve/COVID-19 List; **CB Darnay Holmes** - Placed on Reserve/Injured List

---

**DECEMBER 1** - **QB Jake Fromm** - Signed to Active Roster from Buffalo Practice Squad

---

**DECEMBER 3** - **LB Trent Harris, TE Kaden Smith** - Placed on Reserve/Injured List

---

**DECEMBER 4** - **DB Steven Parker** - Signed to Active Roster from Practice Squad; **WR Pharoah Cooper, CB Jarren Williams** - Activated, from Practice Squad (Standard Elevation)

---

**DECEMBER 6** - **OL Wes Martin** - Placed on Reserve/COVID-19 List; **DB Natrell Jamerson** - Signed to Practice Squad

---



# 2021 PLAYERS BY POSITION

**HEAD COACH: JOE JUDGE**

**QUARTERBACKS (3): Jerry Schuplinski**

No	Name	Pos	HT	WT	Exp	College
2	Glennon, Mike	QB	6-7	225	9	N.C. State
8	Jones, Daniel	QB	6-5	230	3	Duke
17	Fromm, Jake	QB	6-2	215	2	Georgia

**RUNNING BACKS (5): Burton Burns**

No	Name	Pos	HT	WT	Exp	College
26	Barkley, Saquon	RB	6-0	232	4	Penn State
28	Booker, Devontae	RB	5-11	219	6	Utah
36	Gillaspia, Cullen	FB	6-2	235	3	Texas A&M
37	Brightwell, Gary	RB	6-1	218	R	Arizona
39	Penny, Eli	FB	6-1	250	5	Idaho

**WIDE RECEIVERS (6): Tyke Tolbert**

No	Name	Pos	HT	WT	Exp	College
3	Shepard, Sterling	WR	5-10	196	6	Oklahoma
12	Ross III, John	WR	5-11	190	4	Washington
15	Johnson, Collin	WR	6-6	220	1	Texas
19	Golladay, Kenny	WR	6-4	213	5	Northern Illinois
86	Slayton, Darius	WR	6-1	194	3	Auburn
89	Toney, Kadarius	WR	6-0	193	R	Florida

**TIGHT ENDS (3): Derek Dooley**

No	Name	Pos	HT	WT	Exp	College
41	Myarick, Chris	TE	6-5	261	2	Temple
80	Rudolph, Kyle	TE	6-6	265	11	Notre Dame
88	Engram, Evan	TE	6-3	240	5	Ole Miss

**OFFENSIVE LINE (9): Rob Sale**

No	Name	Pos	HT	WT	Exp	College
63	Martin, Wes*	OL	6-3	315	3	Indiana
67	Skura, Matt	OL	6-3	313	5	Duke
68	Bredeson, Ben	G	6-5	315	2	Michigan
69	Price, Billy	OL	6-4	310	4	Ohio State
71	Hernandez, Will	G	6-3	332	4	UTEP
74	Pearl, Matt	T	6-7	318	2	Connecticut
76	Solder, Nate	T	6-9	316	10	Colorado
78	Thomas, Andrew	T	6-5	315	2	Georgia
79	Cunningham, Korey	T	6-6	311	4	Cincinnati

\*On Reserve/COVID-19 List

**ASSISTANT HEAD COACH/DEFENSIVE COORDINATOR: PATRICK GRAHAM**

**DEFENSIVE LINE (5): Sean Spencer**

No	Name	Pos	HT	WT	Exp	College
75	Shelton, Danny	DL	6-2	345	7	Washington
91	Johnson III, Raymond	DL	6-3	270	R	Georgia Southern
97	Lawrence II, Dexter	DL	6-4	342	3	Clemson
98	Johnson, Austin	DL	6-4	314	6	Penn State
99	Williams, Leonard	DL	6-5	302	7	USC

**LINEBACKERS (9): Kevin Sherrer**

No	Name	Pos	HT	WT	Exp	College
47	Brown, Cam	LB	6-5	233	2	Penn State
48	Crowder, Tae	LB	6-1	235	2	Georgia
49	McKinney, Benardrick	LB	6-4	257	6	Mississippi State
51	Ojulari, Azeez	LB	6-3	240	R	Georgia
53	Ximines, Oshane	LB	6-4	254	3	Old Dominion
55	Ragland, Reggie	LB	6-2	252	6	Alabama
59	Carter, Lorenzo	LB	6-5	255	4	Georgia
94	Smith, Elerson	LB	6-7	245	R	Northern Iowa
95	Roche, Quincy	LB	6-3	245	R	Miami (FL)

**DEFENSIVE BACKS (9): Jerome Henderson**

No	Name	Pos	HT	WT	Exp	College
20	Love, Julian	S	5-11	195	3	Notre Dame
22	Jackson, Adoree'	CB	5-11	185	5	USC
23	Ryan, Logan	DB	5-11	195	9	Rutgers
24	Bradberry, James	CB	6-1	212	6	Samford
27	Reed, J.R.	DB	6-1	194	2	Georgia
29	McKinney, Xavier	S	6-0	201	2	Alabama
31	Crossen, Keion	DB	5-10	185	4	Western Carolina
33	Robinson, Aaron	CB	6-1	193	R	UCF
38	Parker, Steven	DB	6-1	210	3	Oklahoma


**SPECIAL TEAMS COORDINATOR: THOMAS McGAUGHEY**

**SPECIALISTS (3)**

No	Name	Pos	HT	WT	Exp	College
5	Gano, Graham	K	6-2	202	12	Florida State
9	Dixon, Riley	P	6-5	226	6	Syracuse
58	Kreiter, Casey	LS	6-1	250	6	Iowa

6-0 | 232  4TH YEAR

HOMETOWN: COPLAY, PA.  
HIGH SCHOOL: WHITEHALL



COLLEGE: PENN STATE (2015-17)



**MOST SINGLE-SEASON RUSHING YARDS BY A ROOKIE IN GIANTS HISTORY**

1,307	SAQUON BARKLEY
830	TUFFY LEEMANS
770	RON DAYNE
721	ANDRE WILLIAMS
703	EDDIE PRICE

**2021 HIGHLIGHTS**

- Started and rushed for 26 yards on 10 attempts to go with one reception for one yard in Week 1 (vs. Denver).
- Started and rushed for 57 yards on 13 attempts to go with two receptions for 12 yards in Week 2 (at Washington).
- Started and rushed for 51 yards and a touchdown on 16 attempts to go with six receptions for 43 yards in Week 3 (vs. Atlanta).
- Started and rushed for 52 yards and the game-winning touchdown on 13 carries, and caught five passes for 74 yards and a 54-yard touchdown in Week 4 (at New Orleans).
- Started and carried two times for nine yards before leaving the game due to injury in Week 5 (at Dallas).
- Inactive in Week 6 (vs. Los Angeles Rams).
- Inactive in Week 7 (vs. Carolina).
- Inactive in Week 8 (at Kansas City).
- Inactive in Week 9 (vs. Las Vegas).
- Started and carried six times for 25 yards and caught six passes for 31 yards in Week 11 (at Tampa Bay).
- Started and carried 13 times for 40 yards and caught four passes for 13 yards in Week 12 (vs. Philadelphia).
- Started and carried 11 times for 55 yards and caught six passes for 19 yards in Week 13 (at Miami).



**AT A GLANCE**

Saquon Barkley was originally a first-round (second overall) draft choice by the Giants in 2018. Through four seasons, Barkley has started all 39 games in which he played. Totals include 2,659 rushing yards on 581 carries (4.6-yard avg.) and 19 touchdowns, plus 179 receptions for 1,412 yards (7.9-yard avg.) and seven scores.

**MOST SCRIMMAGE YARDS AMONG ACTIVE PLAYERS UNDER 25 IN NFL**

DJ MOORE	4,279
SAQUON BARKLEY	4,071
LAMAR JACKSON	3,668
JOSH JACOBS	3,327
DAVID MONTGOMERY	3,302

**A NEW STANDARD**

- Barkley's 3,563 scrimmage yards ranked second and his 2,344 rushing yards ranked third among Giants players in their first three seasons.
- Barkley caught at least one pass in each of his first 30 career games, breaking Ron Johnson's (1970-72) running back record of 26 consecutive games with a catch to start a career in a Giants uniform.

**PERSONAL**

- Was born in the Bronx, N.Y.
- Has a daughter, Jada Clare Barkley.
- Son of Alibay Barkley and Tonya Johnson.
- Has two brothers, Rashard Johnson and Ali Barkley, and two sisters, Shaquona and Aliyah Barkley.
- Great uncle is former WBC middleweight champion Iran Barkley.

**NFL HONORS AND AWARDS**



2018 ROOKIE OF THE YEAR



2018 PRO BOWL

## BARKLEY'S CAREER TOTALS

REGULAR SEASON		RUSHING						RECEIVING				
YEAR	GP	GS	ATT	YDS	AVG	LG	TD	NO	YDS	AVG	LG	TD
2018 NYG	16	16	261	1,307	5.0	78†	11	91	721	7.9	57†	4
2019 NYG	13	13	217	1,003	4.6	68†	6	52	438	8.4	65	2
2020 NYG	2	2	19	34	1.8	18	0	6	60	10.0	38	0
2021 NYG	8	8	84	315	3.8	41	2	30	193	6.4	54†	1
<b>Totals</b>	<b>39</b>	<b>39</b>	<b>581</b>	<b>2,659</b>	<b>4.6</b>	<b>78†</b>	<b>19</b>	<b>179</b>	<b>1,412</b>	<b>7.9</b>	<b>65</b>	<b>7</b>



5-11 | 219  6TH YEAR

HOMETOWN: SACRAMENTO, CALIF.  
HIGH SCHOOL: GRANT UNION HIGH SCHOOL




COLLEGE: UTAH (2014-15)



### 2021 HIGHLIGHTS

- Rushed four times for seven yards and caught one pass for six yards in his Giants debut in Week 1 (vs. Denver).
- Rushed for nine yards on two attempts and had one catch for two yards in Week 2 (at Washington).
- Inactive in Week 3 (vs. Atlanta).
- Rushed for six yards on one carry and caught one pass for six yards in Week 4 (at New Orleans).
- Carried 16 times for 42 yards and one touchdown, and caught three passes for 16 yards and one touchdown in Week 5 (at Dallas).
- Started and carried 12 times for 41 yards, while catching four passes for 28 yards in Week 6 (vs. Los Angeles Rams).
- Started and carried 14 times for 51 yards and a touchdown, and caught two passes for 15 yards in Week 7 (vs. Carolina).
- Started and carried 15 times for 60 yards and caught five passes for 65 yards in Week 8 (at Kansas City).
- Started and carried 21 times for 99 yards and caught three passes for 23 yards in Week 9 (vs. Las Vegas).
- Carried three times for 15 yards and caught one pass for five yards in Week 11 (at Tampa Bay).
- Carried three times for 10 yards and caught one pass for 17 yards in Week 12 (vs. Philadelphia).
- Carried six times for 36 yards and caught four passes for 18 yards in Week 13 (at Miami).



### AT A GLANCE

Devontae Booker was originally a fourth-round (136th overall) draft choice by the Denver Broncos in 2016. Signed as a free agent by the Giants on March 17, 2021. Booker played in 61 games (six starts) for the Broncos from 2016-19 and all 16 games for the Raiders in 2020. He has totaled at least 450 scrimmage yards in five of his six NFL seasons.

### MOST GAMES WITH A RECEPTION, AFC RUNNING BACKS

2016-2020

JAMES WHITE	74
DUKE JOHNSON	70
GIOVANI BERNARD	66
JALEN RICHARD	66
MELVIN GORDON	59
DEVONTAE BOOKER	56

### CAREER HIGHLIGHTS

Career totals include 1,902 rushing yards on 479 carries (4.0 avg.), 11 rushing touchdowns, 148 receptions for 1,157 yards (7.8 avg.) and two receiving touchdowns.

### PERSONAL

- Received a bachelor's degree in sociology.
- Spent three seasons at American River College from 2011-13.
- Attended Grant Union High School in Sacramento, Calif., where he rushed for 2,884 yards and 45 touchdowns as a senior.
- Selected to Sacramento Bee's All-Metro teams in 2008 and '09.
- Helped Grant High to the 2008 CIF State Open Division state title as a junior, when he led the team in rushing yards (1,850) and touchdowns (36).

## BOOKER'S CAREER TOTALS

REGULAR SEASON		RUSHING						RECEIVING				
YEAR	GP	GS	ATT	YDS	AVG	LG	TD	NO	YDS	AVG	LG	TD
2016 DEN	16	6	174	612	3.5	18	4	31	265	8.5	43†	1
2017 DEN	13	0	79	299	3.8	26	1	30	275	9.2	29	0
2018 DEN	16	0	34	183	5.4	26	1	38	275	7.2	30	0
2019 DEN	16	0	2	9	4.5	5	0	6	57	9.5	25	0
2020 LV	16	1	93	423	4.5	43	3	17	84	4.9	17	0
2021 NYG	11	4	97	376	3.9	20	2	26	201	7.7	41	1
<b>Totals</b>	<b>88</b>	<b>11</b>	<b>479</b>	<b>1,902</b>	<b>4.0</b>	<b>43</b>	<b>11</b>	<b>148</b>	<b>1,157</b>	<b>7.8</b>	<b>43†</b>	<b>2</b>

### KICKOFF RETURNS

YEAR	KR	YDS	AVG	LG	TD
2017 DEN	14	276	19.7	28	0
2018 DEN	10	234	23.4	35	0
2019 DEN	5	112	22.4	32	0
2020 LV	1	4	4.0	4	0
<b>Totals</b>	<b>30</b>	<b>626</b>	<b>20.9</b>	<b>35</b>	<b>0</b>

Additional statistics: 2017 – 2 special teams tackles; 2018 – 3 special teams tackles; 2019 – 1 special teams tackle; 2020 – 2 special teams tackles.

6-1 | 212  6TH YEAR

HOMETOWN: PLEASANT GROVE, ALA.  
HIGH SCHOOL: PLEASANT GROVE



COLLEGE: SAMFORD (2012-15)



### 2021 HIGHLIGHTS

- Started and recorded seven tackles (five solo) and one pass defended in Week 1 (vs. Denver).
- Started and totaled seven tackles (six solo), one interception and a pass defended in Week 2 (at Washington).
- Started and registered one tackle and a pass defended in Week 3 (vs. Atlanta).
- Started and had two solo tackles, one interception and one pass defended in Week 4 (at New Orleans).
- Started and recorded two solo tackles and one pass defended in Week 5 (at Dallas).
- Started and totaled three tackles (two solo) and two passes defended in Week 6 (vs. Los Angeles Rams).
- Started and notched two solo tackles, one interception, one pass defended and one fumble recovery in Week 7 (vs. Carolina).
- Started and totaled four tackles (three solo), one pass defended and one fumble recovery in Week 8 (at Kansas City).
- Started and recorded two tackles (one solo) and one pass defended in Week 9 (vs. Las Vegas).
- Started and notched six tackles (four solo) in Week 11 (at Tampa Bay).
- Started and totaled three solo tackles and one pass defended in Week 12 (vs. Philadelphia).
- Started and finished with two solo tackles in Week 13 (at Miami).



### AT A GLANCE

James Bradberry was originally a second-round (62nd overall) draft choice by the Carolina Panthers in 2016. Signed as a free agent by the Giants on March 26, 2020. Bradberry started every game in which he played in four seasons with Carolina (60 regular season and one postseason). He's missed just five games in his career and only two in the four seasons from 2017-20.

### MOST TOTAL TACKLES AMONG CORNERBACKS 2016-2020

JAMES BRADBERRY	332
MALCOLM BUTLER	324
BYRON JONES	298
BRIAN POOLE	294
JALEN RAMSEY	287

### CAREER HIGHLIGHTS

Career totals include 373 tackles (297 solo), 14 interceptions that he returned for 91 yards, 76 passes defended, 3.0 sacks, seven tackles for loss and four forced fumbles.

### MOST PASSES DEFENSED IN NFC 2016-2020

DARIUS SLAY	75
JANDRIS JENKINS	70
JAMES BRADBERRY	65
KYLE FULLER	63

### PERSONAL

- Born Aug. 4, 1993.
- Majored in sports administration.
- In high school, Bradberry was a member of the National Honor Society.

### NFL HONORS AND AWARDS



2020 PRO BOWL

## BRADBERRY'S CAREER TOTALS

REGULAR SEASON YEAR	REGULAR SEASON				TACKLES				INTERCEPTIONS					
	GP	GS	T	A	TOT	PD	FF	FR	NO	YDS	AVG	LG	TD	
2016 CAR	13	13	47	12	59	10	0	0	2	21	10.5	16	0	
2017 CAR	16	16	66	19	85	10	1	0	2	3	1.5	3	0	
2018 CAR	16	16	58	12	70	15	1	0	1	29	29.9	29	0	
2019 CAR	15	15	51	14	65	12	0	0	3	0	0.0	0	0	
2020 NYG	15	15	43	10	53	18	2	1	3	19	6.3	19	0	
2021 NYG	12	12	32	9	41	11	0	2	3	19	6.3	14	0	
<b>Totals</b>	<b>87</b>	<b>87</b>	<b>297</b>	<b>76</b>	<b>373</b>	<b>76</b>	<b>4</b>	<b>3</b>	<b>14</b>	<b>91</b>	<b>6.5</b>	<b>29</b>	<b>0</b>	

Additional Statistics: 2017 – 1.0 sack; 2018 – 1.0 sack; 2019 – 1.0 sack.

**6-5 | 315**  **2ND YEAR****HOMETOWN: HARTLAND, WIS.**  
**HIGH SCHOOL: ARROWHEAD****COLLEGE: MICHIGAN (2016-19)****2021 HIGHLIGHTS**

- Took most of the snaps at left guard in his Giants debut in Week 1 (vs. Denver).
- Replaced Nick Gates at left guard in Week 2 (at Washington).
- Made his first career start at left guard in Week 3 (vs. Atlanta).
- Inactive in Week 4 (at New Orleans).
- Inactive in Week 5 (at Dallas).
- Inactive in Week 6 (vs. Los Angeles Rams).
- Played on special teams in Week 7 (vs. Carolina).
- Active but did not see game action in Week 8 (at Kansas City).
- Did not play in Week 9 (vs. Las Vegas).
- Did not play in Week 11 (at Tampa Bay).
- Did not play in Week 12 (vs. Philadelphia).
- Saw action on offense in Week 13 (at Miami).

**AT A GLANCE**

**Ben Bredeson** was originally selected by the Ravens in the fourth round (143rd overall) of the 2020 NFL Draft and was traded to the Giants on August 31, 2021. Appeared in 10 games in 2020, primarily on special teams, in his rookie campaign and occasionally appeared as an extra offensive lineman in jumbo formations.

**COLLEGE CAREER**

- Played in 51 career games (46 starts) at left guard as a four-year letterman (2016-19) for the Wolverines.
- Twice voted a team captain by his teammates (2018-19).
- Was named second-team All-American by the Walter Camp Football Foundation (2019), third-team All-American by the AP (2019), first-team All-Big Ten by coaches and media (2019), second-team All-Big Ten by coaches and media (2017-18) and academic All-Big Ten (2017).
- Was a corecipient of the Hugh H. Rader Memorial Award (2019).

**PERSONAL**

- Majored in psychology at Michigan.
- Has a photographic memory and challenged himself by taking the ACT exam in sixth grade, when he scored higher than 75 percent of high schoolers who took it that year.
- Enjoyed playing ice hockey and looked up to former NHL players Nicklas Lidstrom and Chris Chelios.
- His father, Mike, built a hockey rink complete with full boards in the Bredeson's backyard.
- His older brother, Jack, spent four years on the Michigan baseball team.
- Father played football at Illinois State.
- Mother, Deb, competes in national retriever field trials, a competition for hunting dogs which measures how well they can retrieve in the field at long distances.

**#TOGETHERBLUE**



## BREDESON'S CAREER TOTALS

### REGULAR SEASON

YEAR	GP	GS
2020 BAL	10	0
2021 NYG	5	1
<b>Totals</b>	<b>15</b>	<b>1</b>

6-1 | 218  ROOKIE

HOMETOWN: CHESTER, PA.  
HIGH SCHOOL: ST. FRANCES ACADEMY (MD.)



COLLEGE: ARIZONA (2017-20)



### 2021 HIGHLIGHTS

- Recorded one reception for six yards in his NFL debut in Week 1 (vs. Denver).
- Notched one special teams tackle in Week 2 (at Washington).
- Registered his first career carry for four yards and made three special teams tackles in Week 3 (vs. Atlanta).
- Recorded one special teams tackle in Week 4 (at New Orleans).
- Played on special teams in Week 5 (at Dallas).
- Recorded one special teams tackle in Week 6 (vs. Los Angeles Rams).
- Played on special teams in Week 7 (vs. Carolina).
- Played on special teams in Week 8 (at Kansas City).
- Spent Week 9 on the Reserve/COVID list.
- Recorded one special teams tackle and saw action on offense in Week 11 (at Tampa Bay).
- Notched one special teams tackle and saw action on offense in Week 12 (vs. Philadelphia).
- Saw action on special teams in Week 13 (at Miami).



### AT A GLANCE

**Gary Brightwell** was originally a sixth-round (196th overall) draft choice by the Giants in 2021. He played in 40 games with seven starts at Arizona. After playing slot receiver as a freshman, Brightwell switched to running back and had 245 carries for 1,305 yards (5.3-yard avg.) and nine touchdowns, while also recording 19 receptions for 121 yards and one score.



### COLLEGE CAREER

- As a senior in 2020, started in all five of Arizona's games and led the Wildcats with 88 carries for 390 yards and one touchdown.
- Named All-Pac-12 honorable mention.
- Eclipsed the 100-yard mark in two of his five games after entering the year with three 100-yard rushing games in 23 career appearances.
- In 2019, played in 11 games with two starts, rushing for 390 yards and five touchdowns on 66 carries (5.9-yard avg.) and caught for passes for 59 yards and one touchdown while also adding 39 yards on three kickoff returns.
- Rushed for a career-high 141 yards on just five carries, including a 94-yard touchdown, vs. Northern Arizona. The 94-yarder was tied for the Wildcats' for the second-longest run in school history.
- In 2018, played in 11 games and finished with career-high totals of 91 carries for 525 yards (team-leading 5.8-yard avg.) and scored three touchdowns.
- In 2017, played in all 13 games, primary as a key contributor on special teams.

### PERSONAL

- Majored in literacy, learning and leadership.
- Began his prep career at St. George's Tech in Delaware, where he rushed for 1,309 yards as a junior.
- Transferred to Baltimore's St. Frances Academy as a senior in 2016 and ran for 1,715 yards and averaged 6.7 yards a carry.
- Son of Gary Brightwell Sr., and Carla Young.

#TOGETHERBLUE

## BRIGHTWELL'S CAREER TOTALS

YEAR	GP	GS	ATT	RUSHING					RECEIVING			
				YDS	AVG	LG	TD	NO	YDS	AVG	LG	TD
2021 NYG	11	0	1	4	4.0	4	0	1	6	6.0	6	0
<b>Totals</b>	<b>11</b>	<b>0</b>	<b>1</b>	<b>4</b>	<b>4.0</b>	<b>4</b>	<b>0</b>	<b>1</b>	<b>6</b>	<b>6.0</b>	<b>6</b>	<b>0</b>

Additional Statistics: 2021 – 8 special teams tackles.

6-5 | 233  2ND YEAR

HOMETOWN: BURTONVILLE, MD.

HIGH SCHOOL: BULLIS SCHOOL



COLLEGE: PENN STATE (2016-2019)



## 2021 HIGHLIGHTS

- Played on special teams in Week 1 (vs. Denver).
- Played on special teams in Week 6 (vs. Los Angeles Rams).
- Saw action on defense and recorded three special teams tackles in Week 7 (vs. Carolina).
- Saw action on defense and special teams in Week 8 (at Kansas City).
- Recorded one special teams tackle in Week 9 (vs. Las Vegas).
- Recorded one special teams tackle in Week 11 (at Tampa Bay).
- Recorded one special teams tackle in Week 12 (vs. Philadelphia).
- Recorded one special teams tackle in Week 13 (at Miami).



## AT A GLANCE

Cam Brown was originally a sixth-round (183rd pick overall) draft choice by the Giants in 2020. As a rookie in 2020, Brown played in 15 games, most frequently on special teams, and recorded seven tackles (five solo) and three quarterback hits, as well as six tackles (three solo) and one forced fumble on special teams.

## MOST TOTAL TACKLES

PENN STATE (2019)

MICHAH PARSONS	109
GARRETT TAYLOR	84
<b>CAM BROWN</b>	<b>72</b>
LAMONT WADE	67
JAN JOHNSON	64

## COLLEGE CAREER

- Brown played in 51 games with 26 starts at Penn State, including starts in 12 of 13 games in each of his final two seasons, and totaled 199 tackles (99 solo), including 15 stops for loss, 5.0 sacks, 11 pass breakups, four forced fumbles and two fumble recoveries, as well as a blocked punt.
- As a senior in 2019, Brown played in all 13 games with 12 starts and had a career-high 72 tackles (28 solo), 5.5 stops for loss, 2.0 sacks, four pass breakups, one forced fumble and two recoveries.
- Selected All-Big Ten Third team by the coaches and won the Captain's Award and Keystone Award at the team's awards banquet.
- In 2018, played in 13 games with 12 starts and led the team with three forced fumbles and finished fifth with 63 tackles, including a career-high 41 solo stops. Added career-best totals of 6.5 tackles for loss, 2.0 sacks, six pass breakups and three forced fumbles.
- In 2017, played in 12 games and recorded 31 tackles (16 solo), 1.5 stops for loss, 0.5 sack and one pass breakup.
- In 2016, played in 13 games with two starts and was one of five true freshman to play for Penn State in 2016, recording 33 tackles (14 solo), 1.5 tackles for loss and 0.5 sack. Also, ranked fifth on the team with six special teams tackles.

## PERSONAL

- Kinesiology major.
- Transferred to the Bullis School (a private prep school in Potomac, Md.), where he was a three-time letterman and three-time captain.
- Recorded 260 tackles in three seasons and was named first-team all-conference as a junior.
- Helped lead the Bulldogs to back-to-back Interstate Athletic Conference titles in 2014 and 2015.
- Also played on offense as a receiver, where he caught 16 passes for 350 yards and six touchdowns.

# TOGETHERBLUE

## BROWN'S NFL STATISTICS

### REGULAR SEASON

### TACKLES

YEAR	GP	GS	T	A	TOT	SKS	FF	FR
2020 NYG	15	0	5	2	7	0.0	1	0
2021 NYG	8	0	0	0	0	0	0	0
<b>Totals</b>	<b>23</b>	<b>0</b>	<b>5</b>	<b>2</b>	<b>7</b>	<b>0.0</b>	<b>1</b>	<b>0</b>

Additional Statistics: 2020 – 6 special teams tackles; 2021 – 7 special teams tackles.



6-5 | 255  4TH YEAR

HOMETOWN: NORCROSS, GA.  
HIGH SCHOOL: NORCROSS



COLLEGE: GEORGIA (2014-17)



### 2021 HIGHLIGHTS

- Started and totaled four tackles (one solo) in Week 1 (vs. Denver).
- Started and recorded four tackles (two solo) and one quarterback hit in Week 2 (at Washington).
- Started and notched one solo tackle, one quarterback hit, one tackle for loss and one fumble recovery in Week 3 (vs. Atlanta).
- Started and recorded four tackles in Week 4 (at New Orleans).
- Started and notched two tackles (one solo), his first career interception and one pass defended in Week 5 (at Dallas).
- Started and finished with one solo tackle in Week 6 (vs. Los Angeles Rams).
- Started and totaled four tackles (two solo) in Week 7 (vs. Carolina).
- Inactive in Week 8 (at Kansas City).
- Inactive in Week 9 (vs. Las Vegas).
- Inactive in Week 11 (at Tampa Bay).
- Started and totaled one solo tackle in Week 12 (vs. Philadelphia).
- Started and recorded three tackles (two solo) in Week 13 (at Miami).



### AT A GLANCE

Lorenzo Carter was originally a third-round (66th pick overall) draft choice by the Giants in 2018. In 2019, Carter played in 15 games with 12 starts at weakside linebacker. He posted 45 tackles (25 solo) and his 4.5 sacks tied him for second on the team with fellow linebacker Oshane Ximines. Carter started five games in 2020 before suffering a season-ending injury.

### GIANTS SACK LEADERS 2019 NFL SEASON

MARKUS GOLDEN	10.0
LORENZO CARTER	4.5
OSHANE XIMINES	4.5
DALVIN TOMLINSON	3.5
DEXTER LAWRENCE II	2.5

### COLLEGE CAREER

- Played in 54 games with 26 starts at Georgia.
- Career totals included 165 tackles (82 solo), 14.0 sacks, 20.5 tackles for losses, seven forced fumbles, six fumble recoveries (including one he returned for a touchdown) and 54 quarterback pressures.
- Carter's 14.0 sacks tied him with Mo Lewis (1987-90) for 15th place in school history.

### OFF-THE-FIELD ACTIVITY

- Captain of the Team of Teams group that partnered with United Way of NYC's EducateNYC program throughout the 2020 season to support educational equity in Brownsville, Brooklyn.
- Virtually participated in United Way and Everfi's Character Playbook program with students and discussed the importance of communication and managing emotions.
- Represented United Way during the NFL's Week 13 My Cause My Cleats initiative.

## CARTER'S CAREER TOTALS

### REGULAR SEASON

### TACKLES

YEAR	GP	GS	T	A	TOT	SKS	FF	FR
2018 NYG	15	2	28	11	39	4.0	0	0
2019 NYG	15	12	25	20	45	4.5	1	0
2020 NYG	5	5	11	4	15	1.0	0	0
2021 NYG	9	9	11	13	24	0.0	0	1
<b>Totals</b>	<b>43</b>	<b>27</b>	<b>75</b>	<b>48</b>	<b>123</b>	<b>9.5</b>	<b>1</b>	<b>1</b>

Additional Statistics: 2018 – 2 special teams tackles, 7 tackles for loss, 10 quarterback hits, 4 passes defended; 2019 – 6 tackles for loss, 13 quarterback hits, 5 passes defended; 2020 – 2 tackles for loss, 4 quarterback hits, 1 pass defended; 2021 – 1 tackle for loss, 2 quarterback hits, 1 interception, 1 pass defended.

5-10 | 185  4TH YEARHOMETOWN: GARYSBURG, N.C.  
HIGH SCHOOL: NORTHAMPTON COUNTY

COLLEGE: WESTERN CAROLINA (2014-17)

**2021 HIGHLIGHTS**

- Recorded a special teams tackle in his Giants debut in Week 1 (vs. Denver).
- Recorded a special teams tackle in Week 2 (at Washington).
- Played on special teams in Week 3 (vs. Atlanta).
- Notched one special teams tackle in Week 4 (at New Orleans).
- Played on special teams in Week 5 (at Dallas).
- Recorded one special teams tackle in Week 6 (vs. Los Angeles Rams).
- Notched one special teams tackle in Week 7 (at Carolina).
- Totaled one solo tackle, his first-career sack, one quarterback hit, one tackle for loss and one fumble recovery, and played on special teams in Week 8 (at Kansas City).
- Recorded one special teams tackle and one forced fumble in Week 9 (vs. Las Vegas).
- Notched one special teams tackle in Week 11 (at Tampa Bay).
- Played on special teams in Week 12 (vs. Philadelphia).
- Played on special teams in Week 13 (at Miami).

**AT A GLANCE**

**Keion Crossen** was originally a seventh-round (243rd overall) draft choice by the New England Patriots in 2018. Crossen was traded to the Texans on Aug. 31, 2019 and then traded to the Giants on Aug. 16, 2021 for a sixth-round draft choice. Crossen has appeared in 55 games (four starts) in his career and totaled 50 tackles (39 solo), 1.0 sack and 32 special teams tackles. He has recorded at least five special teams tackles in each of his first four seasons.

**COLLEGE**

- Played four seasons (2014-17) at Western Carolina University in Cullowhee, N.C. and appeared in 46 career games (23 starts) for the Catamounts.
- Amassed 165 tackles (106 solo) over his four years with the Catamounts and added one sack, 19 passes defended, three interceptions, one forced fumble and two fumble recoveries.
- Was a two-time SoCon Defensive Player of the Week during his career, earning the honor in both his junior and senior seasons.
- Recorded his single-season career best with 67 tackles including 39 solo stops and two tackles for loss, playing in all 12 games with 11 starts at cornerback as a senior.
- Credited with eight tackles including six solo stops and a tackle for loss in earning Southern Conference Defensive Player of the Week following the home win over Samford (Sept. 23) in his final season.
- Also participated in track & field in the spring semester of his junior year, earning SoCon Track Athlete of the Week on May 4.

**PERSONAL**

- Attended Northampton County (N.C.) High School where he played quarterback and safety, finishing his senior season with 1,752 yards rushing and 20 touchdowns on offense and a team-high seven interceptions on defense.
- Recorded a 419 yard rushing performance with four touchdowns in a win over Granville Central.
- Also ran track as a prep, finishing second in the state at the 1-A level in the 400-meter dash.

# TOGETHERBLUE

## CROSSEN'S CAREER TOTALS

REGULAR SEASON		TACKLES						INTERCEPTIONS						
YEAR	GP	GS	T	A	TOT	PD	SKS	FF	FR	NO	YDS	AVG	LG	TD
2018 NE	11	0	7	0	7	0	0.0	0	0	0	0	0.0	0	0
2019 HOU	16	0	6	2	8	1	0.0	0	0	0	0	0	0	0
2020 HOU	16	4	25	9	34	5	0.0	0	0	0	0	0	0	0
2021 NYG	12	0	1	0	1	0	1.0	1	1	0	0	0	0	0
<b>Totals</b>	<b>55</b>	<b>4</b>	<b>39</b>	<b>11</b>	<b>50</b>	<b>6</b>	<b>1.0</b>	<b>1</b>	<b>1</b>	<b>0</b>	<b>0</b>	<b>0.0</b>	<b>0</b>	<b>0</b>

Additional Statistics: 2018 – 7 special teams tackles; 2019 – 4 special teams tackles; 2020 – 8 special teams tackles; 2021 – 1 quarterback hit, 1 tackle for loss, 8 special teams tackles.

POSTSEASON		TACKLES						INTERCEPTIONS						
YEAR	GP	GS	T	A	TOT	PD	SKS	FF	FR	NO	YDS	AVG	LG	TD
2018 NE	3	0	3	0	3	0	0.0	0	0	0	0	0.0	0	0
2019 HOU	2	0	0	0	0	0	0	0	1	0	0	0	0	0
<b>Totals</b>	<b>5</b>	<b>0</b>	<b>3</b>	<b>0</b>	<b>3</b>	<b>0</b>	<b>0.0</b>	<b>0</b>	<b>1</b>	<b>0</b>	<b>0</b>	<b>0.0</b>	<b>0</b>	<b>0</b>


Additional Statistics: 2018 – 1 special teams tackle.

6-1 | 235  2ND YEARHOMETOWN: HAMILTON, GA.  
HIGH SCHOOL: HARRIS COUNTY

COLLEGE: GEORGIA (2015-19)

**2021 HIGHLIGHTS**

- Started and recorded four tackles (two solo) in Week 1 (vs. Denver).
- Started and totaled three tackles (two solo) in Week 2 (at Washington).
- Started and tied his career high with 11 tackles (four solo) while adding one pass defended in Week 3 (v. Atlanta).
- Started and recorded nine tackles (four solo) in Week 4 (at New Orleans).
- Started and totaled eight tackles (five solo) and one forced fumble in Week 5 (at Dallas).
- Started and led the team with 10 tackles (seven solo) and one tackle for loss in Week 6 (vs. Los Angeles Rams).
- Started and recorded six tackles (two solo) and one pass defended in Week 7 (at Carolina).
- Started and notched seven tackles (three solo) in Week 8 (at Kansas City).
- Started and totaled nine tackles (five solo) and two passes defended in Week 9 (vs. Las Vegas).
- Started and recorded six tackles (three solo) in Week 11 (at Tampa Bay).
- Started and totaled six tackles (four solo), his first career interception and one pass defended in Week 12 (vs. Philadelphia).
- Started and notched nine tackles (six solo) and one quarterback hit in Week 13 (at Miami).

**AT A GLANCE**

**Tae Crowder** was originally a seventh-round (255th and final pick overall) draft choice by the Giants in 2020. As a rookie in 2020, Crowder played in 11 games (six starts) and tallied 56 tackles (34 solo), 1.0 sack, three tackles for loss, three quarterback hits, one pass defended and one fumble recovery, which he returned for a touchdown. He began his collegiate career as a running back before moving to linebacker midway through his redshirt freshman season in 2016.

**PERSONAL**

- International affairs major.
- First name is DeQuartavous.
- Georgia Sports Writers Association second-team All-State in Class AAAAA. Named Atlanta Journal Constitution Class AAAAA All-State honorable mention.
- Saw significant playing time at both wide receiver and running back for the Tigers.
- As a senior, helped Harris County finish 9-4, including 6-0 in its region, and advance to the 2nd round of the AAAAA State Playoffs.
- Rushed for 1,665 yards and 27 touchdowns and recorded 204 yards and two touchdowns receiving.
- Three-year member of both the varsity football and basketball teams.
- Averaged 15 points and six rebounds per game as a sophomore.

**IN THE COMMUNITY**

- Partnered with the New York City Police Foundation during the 2020 season to create positive relationships with youth throughout Manhattan through the Team of Teams initiative.
- With fellow Giants rookies on Halloween, invited young patients from Hackensack University Medical Center to virtually meet and play games with the children through the Caribu platform.



## CROWDER'S CAREER TOTALS

REGULAR SEASON		TACKLES						
YEAR	GP	GS	T	A	TOT	SKS	FF	FR
2020 NYG	11	6	34	22	56	1.0	0	1
2021 NYG	12	12	47	41	88	0.0	1	0
<b>Totals</b>	<b>23</b>	<b>18</b>	<b>81</b>	<b>63</b>	<b>144</b>	<b>1.0</b>	<b>1</b>	<b>1</b>

Additional Statistics: 2020 – 3 tackles for loss, 3 quarterback hits, 1 pass defended; 2021 – 1 tackle for loss, 1 quarterback hit, 1 interception, 5 passes defended.

**6-6 | 311**  **4TH YEAR****HOMETOWN: MONTEVALLO, ALA.**  
**HIGH SCHOOL: MONTEVALLO****COLLEGE: CINCINNATI (2013-17)****2021 HIGHLIGHTS**

- Played on special teams in Week 5 (at Dallas).
- Played at right tackle in Week 6 (vs. Los Angeles Rams).
- Played on offense and special teams in Week 7 (at Carolina).
- Played on offense and special teams in Week 8 (at Kansas City).
- Played on offense and special teams in Week 9 (vs. Las Vegas).
- Played on special teams in Week 11 (at Tampa Bay).
- Played on special teams in Week 12 (vs. Philadelphia).
- Played on offense and special teams in Week 13 (at Miami).

**AT A GLANCE**

**Korey Cunningham** was originally drafted in the seventh round (254th overall) by the Arizona Cardinals in 2018. Cunningham has played in 26 games (six starts) with the Cardinals, Patriots and Giants. He signed to the Giants practice squad on Sept. 7, 2021.

**COLLEGE**

- He closed his career out starting 24-straight games at left tackle and racked up 33 career appearances.
- Second-Team All-American Athletic Conference selection in 2017.
- Started 12 games in 2016 at left tackle and was on the field for 831 of UC's 850 offensive plays this season.
- Played in nine games in 2015.
- Played in 12 games in 2014.
- Redshirted in 2013.

**PERSONAL**

- Earned a bachelor's degree in health education.
- Was a three-star prospect by Scout.com and 247Sports.com, a two-star choice by Rivals.com and ranked among the top 60 tight ends in the nation.
- Made the AI.com All-Shelby team as a defensive end.
- In football, named All-metro, All-conference and a team captain in football his senior year, and named All-conference his junior year.
- Also played baseball and basketball for Montevallo High School.

**#TOGETHERBLUE**

## CUNNINGHAM'S CAREER TOTALS

### REGULAR SEASON

<b>YEAR</b>	<b>GP</b>	<b>GS</b>
2018 ARI	6	6
2019 NE	1	0
2020 NE	11	0
2021 NYG	8	0
<b>Totals</b>	<b>26</b>	<b>6</b>

**6-5 | 226**  **6TH YEAR**

**HOMETOWN: ONEIDA, N.Y.**

**HIGH SCHOOL: CHRISTIAN BROTHER ACADEMY**




**COLLEGE: SYRACUSE (2012-15)**

**S**

### 2021 HIGHLIGHTS

- Punted three times for 162 yards (54.0 avg.) in Week 1 (vs. Denver).
- Punted three times for 123 yards (41.0 avg.) with two punts pinned inside the 20-yard line in Week 2 (at Washington).
- Punted five times for 229 yards (45.8 avg.) with two punts pinned inside the 20-yard line in Week 3 (vs. Atlanta).
- Punted four times for 157 yards (39.3 avg.) with one punt pinned inside the 20-yard line in Week 4 (at New Orleans).
- Punted two times for 90 yards (45.0 avg.) in Week 5 (at Dallas).
- Punted four times for 210 yards (52.5 avg.) and notched one special teams tackle in Week 6 (vs. Los Angeles Rams).
- Punted five times for 229 yards (45.8 avg.) with one punt pinned inside the 20-yard line in Week 7 (at Carolina).
- Punted five times for 215 yards (43.0 avg.) with two punts pinned inside the 20-yard line in Week 8 (at Kansas City).
- Punted three times for 146 yads (48.7 avg.) with three punts pinned inside the 20-yard line in Week 9 (vs. Las Vegas).
- Punted four times for 193 yards (48.3 avg.) with three punts pinned inside the 20-yard line in Week 11 (at Tampa Bay).
- Punted five times for 196 yards (39.2 avg.) with one punt pinned inside the 20-yard line in Week 12 (vs. Philadelphia).
- Punted six times for 248 yards (41.3 avg.) with two punts pinned inside the 20-yard line in Week 13 (at Miami).



### AT A GLANCE

Riley Dixon was originally a seventh-round (228th pick overall) draft choice by the Denver Broncos in 2016. In 2018, Dixon was traded to the Giants for a conditional seventh-round draft choice. Dixon has played in 92 regular season games (32 for Denver and 60 for the Giants) and has 416 career punts for 18,912 yards, a 45.5-yard gross average. Also has a 40.8 net average, 25 touchbacks and has placed 145 kicks inside the 20-yard line. Dixon's longest career punt traveled 71 yards.

### WITH THE GIANTS

Through four seasons with the Giants, Dixon has punted 254 times for a 45.3-yard gross average, pinning opponents inside the 20-yard line on 94 occasions.

### HIGHEST SINGLE-SEASON NET PUNTING AVERAGE

IN GIANTS HISTORY

RILEY DIXON (2019)	42.3
BRAD WING (2016)	40.9
JEFF FEAGLES (2008)	40.2
MIKE HORAN (1993)	39.9
STEVE WEATHERFORD (2012)	39.4

### OFF-THE-FIELD ACTIVITY

- Captain of the Team of Teams group that partnered with My Sisters' Place and the Mt. Vernon (N.Y.) High School football team during the 2020 season to promote racial equity in education.
- Represented My Sisters' Place during the NFL's Week 13 My Cause My Cleats NFL initiative.
- Attended the 2019 Giants Draft Party, thanking season ticket holders for their support and celebrating the new Rookie Draft Class.
- Attended the Giants annual Jingle Jam holiday party for 600 New Jersey foster children, who each received winter coats, clothes, athletic equipment and enjoyed a night of dancing and fun activities.
- Packed 1,000+ care packages with front office staff, coaches and teammates that were donated to My Sisters' Place, a safe haven for victims of domestic violence and human trafficking.

## DIXON'S CAREER TOTALS

REGULAR SEASON		PUNTING							
YEAR	GP	NO	YDS	AVG	NET	TB	IN20	LG	BL
2016 DEN	16	89	4,068	45.7	41.3	6	28	68	0
2017 DEN	16	73	3,331	45.6	40.2	3	23	60	2
2018 NYG	16	71	3,226	45.4	41.8	4	20	60	0
2019 NYG	16	69	3,178	46.1	42.3	2	29	62	2
2020 NYG	16	65	2,911	44.8	38.8	2	29	71	1
2021 NYG	12	49	2,198	44.9	39.9	4	17	63	0
<b>Totals</b>	<b>92</b>	<b>416</b>	<b>18,912</b>	<b>45.5</b>	<b>40.8</b>	<b>25</b>	<b>145</b>	<b>71</b>	<b>5</b>

Additional statistics: 2016 – 3 kickoffs, 1 pass completed for 16 yards; 2017 – 2 kickoffs, 2 special teams tackles; 2018 – 2 special teams tackles; 2019 – 1 kickoff, 1 special teams tackle; 2020 – 1 kickoff, 1 pass attempt (incomplete), 5 special teams tackles; 2021 – 1 special teams tackle.

Single-Game Highs: Punts – 11 (at Jacksonville, 12/4/16); Punt Yards – 506 (at Jacksonville, 12/4/16); Net Punt Yards – 449 (at Jacksonville, 12/4/16); Inside 20 Punts – 5 (at Tampa Bay, 10/2/16).



6-3 | 240  5TH YEAR


HOMETOWN: POWDER SPRINGS, GA.

HIGH SCHOOL: HILLGROVE



COLLEGE: OLE MISS (2013-16)

*Ole Miss*



### MOST RECEPTIONS BY A ROOKIE IN GIANTS HISTORY

91	SAQUON BARKLEY (2018)
91	ODELL BECKHAM JR. (2014)
74	JEREMY SHOCKEY (2002)
65	STERLING SHEPARD (2016)
64	EVAN ENGRAM (2017)

### MOST RECEIVING YARDS BY A ROOKIE IN GIANTS HISTORY

1,305	ODELL BECKHAM JR. (2014)
894	JEREMY SHOCKEY (2002)
795	BOBBY JOHNSON (1984)
790	HAKHEEM NICKS (2009)
740	DARIUS SLAYTON (2019)
722	EVAN ENGRAM (2017)

### PERSONAL

- Integrated marketing communications major.
- Attended Hillgrove High School in Powder Springs, Ga.
- Named first-team All-State as a senior by the Georgia Sportswriters Association and the Associated Press.
- As a junior, had 18 receptions for 300 yards and four touchdowns, helping Hillgrove go 11-1 and advance to the second-round of the state playoffs.
- Sister, Mackenzie Engram, played basketball at the University of Georgia.

### NFL HONORS AND AWARDS



2020 PRO BOWL

### AT A GLANCE

Evan Engram was originally a first-round (23rd overall) draft choice by the Giants in 2017. He has played in 60 games with 48 starts and his career totals include 251 receptions for 2,754 yards (11.0-yard avg.), with a long catch of 75 yards, and 15 touchdowns.

### MOST TOUCHDOWN RECEPTIONS BY A ROOKIE

#### IN GIANTS HISTORY

ODELL BECKHAM JR. (2014)	12
BILL SWIACKI (1948)	10
KEN MACAFEE (1954)	8
STERLING SHEPARD (2016)	8
DARIUS SLAYTON (2019)	8
BOBBY JOHNSON (1984)	7
EVAN ENGRAM (2017)	6

### 2021 HIGHLIGHTS

- Inactive in Week 1 (vs. Denver).
- Inactive in Week 2 (at Washington).
- Started and caught two passes for 21 yards in Week 3 (vs. Atlanta).
- Caught five passes for 27 yards and carried one time for minus-three yards in Week 4 (at New Orleans).
- Started and caught four passes for 55 yards in Week 5 (at Dallas).
- Started and caught three passes for 24 yards in Week 6 (vs. Los Angeles Rams).
- Started and caught six passes for 44 yards in Week 7 (vs. Carolina).
- Started and caught three passes for 15 yards and a touchdown in Week 8 (at Kansas City).
- Started and caught three passes for 38 yards and a touchdown in Week 9 (vs. Las Vegas).
- Started and caught two passes for 12 yards in Week 11 (at Tampa Bay).
- Started and caught three passes for 37 yards in Week 12 (vs. Philadelphia).
- Started and caught four passes for 61 yards in Week 13 (at Miami).

## ENGRAM'S CAREER TOTALS

REGULAR SEASON		RECEIVING					
YEAR	GP	GS	NO	YDS	AVG	LG	TD
2017 NYG	15	11	64	722	11.3	35	6
2018 NYG	11	8	45	577	12.8	54	3
2019 NYG	8	6	44	467	10.6	75†	3
2020 NYG	16	14	63	654	10.4	53	1
2021 NYG	10	9	35	334	9.5	30	2
<b>Totals</b>	<b>60</b>	<b>48</b>	<b>251</b>	<b>2,754</b>	<b>11.0</b>	<b>75†</b>	<b>15</b>

Additional statistics: 2017 – 1 rushing attempt for 14 yards, 2 miscellaneous tackles; 2018 – 3 rushing attempts for 36 yards; 2019 – 3 rushing attempts for 7 yards; 2020 – 6 rushing attempts for 26 yards, 1 touchdown on a 3-yard run at Dallas (10/11); 2021 – 1 rush attempt for -3 yards.

6-2 | 215  2ND YEAR

HOMETOWN: WARNER ROBINS, GA.

HIGH SCHOOL: HOUSTON COUNTY



COLLEGE: GEORGIA (2017-19)



### 2021 HIGHLIGHTS

- Spent the first 12 weeks of the season on the Bills' practice squad.
- Did not play in Week 13 (at Miami).



### AT A GLANCE

Jake Fromm was originally drafted by the Buffalo Bills in the fifth round (167th overall) of the 2020 NFL Draft. He was signed to the Giants practice squad on Dec. 1, 2021.

### COLLEGE

- One of four permanent team captains.
- His 8,224 career passing yards rank fourth on UGA's all-time list and his 78 career TD passes put him in second place on UGA's all-time list.
- Ranks fourth and fifth, respectively, on UGA's lists of career completions and attempts.
- Completed 234 of 385 pass attempts for 2,860 yards, 24 touchdowns and five interceptions in 14 games as a junior in 2019.
- Completed 206 of 306 pass attempts for 2,749 yards, 30 touchdowns and six interceptions in 14 games as a sophomore in 2018.
- Completed 181 of 291 pass attempts for 2,615 yards, 24 touchdowns and seven interceptions in 15 games as a freshman in 2017.

### PERSONAL

- Majored in finance.
- Recipient of the Carl E. Sanders Football Scholarship and the Jack and Joy Davis Football Scholarship.
- Was selected to represent the East in the 2016 U.S. Army All-America Bowl.

## FROMM'S CAREER TOTALS

### PASSING

YEAR	GP	GS	ATT	CMP	YDS	PCT	TD	INT	LG	SK/LOST	RATING
2021 NYG	0	0	0	0	0	0.0	0	0	0	0/0	0.0
<b>Totals</b>	<b>0</b>	<b>0</b>	<b>0</b>	<b>0</b>	<b>0</b>	<b>0.0</b>	<b>0</b>	<b>0</b>	<b>0</b>	<b>0/0</b>	<b>0.0</b>

**6-2 | 202**  **12TH YEAR**

**HOMETOWN:** ARBROATH, SCOTLAND

**HIGH SCHOOL:** J.M. TATE (FLA.)



**COLLEGE:** FLORIDA STATE (2005-08)



### LONGEST FIELD GOAL

NFL HISTORY

66 YDS	JUSTIN TUCKER (2021)
64 YDS	MATT PRATER (2013)
63 YDS	BRETT MAHER (2019)
63 YDS	GRAHAM GANO (2018)
63 YDS	DAVID AKERS (2012)
63 YDS	SEBASTIAN JANIKOWSKI (2011)
63 YDS	JASON ELAM (1998)
63 YDS	TOM DEMPSEY (1970)

### CAREER HIGHLIGHTS

- Gano has played in 162 regular season and seven postseason games.

- Gano set the Giants franchise record for the most consecutive successful field goal attempts when he converted 37 straight from Week 2 of 2020 through Week 3 of 2021.

- He has made 280-of-334 field goal attempts (83.8%) and 341-of-358 extra point tries (95.3%) in the regular season and 12-of-15 field goal attempts (80.0%) and all 18 PATs in the playoffs.

- Has scored 1,181 regular season points and exceeded 100 points in each of the eight seasons in which he played all 16 games.

- Gano has made 31-of-50 career attempts (62.0%) from 50+ yards.

- Gano was a Pro Bowler in 2017, a two-time NFC Special Teams Player of the Month and two-time conference Player of the Week.

- Ranks second to John Kasay in Panthers history with 742 points (165 field goals, 247 PATs).



### AT A GLANCE

**Graham Gano** originally entered the NFL as a rookie free agent with the Baltimore Ravens in 2009. Gano signed with Washington and played three seasons (2009-11) with the team before spending the next seven with Carolina (2012-19). He signed as a free agent with the Giants on Aug. 19, 2020. Gano set the franchise record for the most consecutive field goals with 37 from Week 2 of the 2020 season through Week 3 of the 2021 season.

### HIGHEST FIELD GOAL PERCENTAGE

2020

MASON CROSBY	100.0
JASON MYERS	100.0
GRAHAM GANO	96.9
CHRIS BOWSWELL	95.0
YOUNGHOE KOO	94.9

### 2021 HIGHLIGHTS

- Converted his only PAT in Week 1 (vs. Denver).

- Made all five of his field goal attempts, including two from 50+ yards, and converted both of his PATs in Week 2 (at Washington). It was the first time in his career that he converted on five field goal attempts and was his highest single-game point total (17).

- Made both of his field goal attempts in Week 3 (vs. Atlanta).

- Made two of his three field goal attempts and his only PAT in Week 4 (at New Orleans).

- Made two of his three field goal attempts and both of his PATs in Week 5 (at Dallas).

- Made his only field goal attempt in Week 6 (vs. Los Angeles Rams).

- Hit his 10th field goal of 50+ yards for the Giants, setting the record for the most in franchise history. Made all three of his field goal attempts and both of his PATs in Week 7 (vs. Carolina).

- Made his only field goal attempt and both of his PATs in Week 8 (at Kansas City).

- Made all three of his field goals and both PATs in Week 9 (vs. Las Vegas).

- Made his only field goal attempts and his only PAT in Week 11 (at Tampa Bay).

- Made two of his three field goal attempts and his only PAT in Week 12 (vs. Philadelphia).

- Made three of his four field goal attempts in Week 13 (at Miami).

### NFL HONORS AND AWARDS



2017 PRO BOWL

## GANO'S CAREER TOTALS

### REGULAR SEASON

YEAR	GP	PAT	ATT	FG	FGA	PCT	LG	PTS
2009 WAS	4	6	7	4	4	100.0	46	18
2010 WAS	16	28	28	24	35	68.6	49	100
2011 WAS	16	25	26	31	41	75.6	59	118
2012 CAR	6	20	21	9	11	81.8	51	47
2013 CAR	16	42	42	24	27	88.9	55	114
2014 CAR	16	34	34	29	35	82.9	53	121
2015 CAR	16	55	59	30	36	83.3	52	146
2016 CAR	16	31	34	30	28	78.9	54	121
2017 CAR	16	34	37	29	30	96.7	48	121
2018 CAR	12	30	33	14	16	87.5	63	72
2019	Did Not Play							
2020 NYG	16	21	23	31	32	96.9	55	114
2021 NYG	12	14	14	25	29	86.2	55	89
<b>Totals</b>	<b>162</b>	<b>341</b>	<b>358</b>	<b>280</b>	<b>334</b>	<b>83.8</b>	<b>63</b>	<b>1,181</b>

### FIELD GOAL ACCURACY

YEAR	1-19	20-29	30-39	40-49	50+	TOTAL	PCT
2009 WAS	0-0	2-2	0-0	2-2	0-0	4-4	100.0
2010 WAS	1-1	8-10	4-7	11-14	0-3	24-35	68.6
2011 WAS	0-0	14-15	5-9	8-11	4-6	31-41	75.6
2012 CAR	0-0	3-3	3-3	2-3	1-2	9-11	81.8
2013 CAR	0-0	9-9	4-5	5-7	6-6	24-27	88.9
2014 CAR	0-0	7-7	12-13	9-12	1-3	29-35	82.8
2015 CAR	1-1	10-10	4-5	13-16	2-4	30-36	83.3
2016 CAR	0-0	4-4	9-11	14-17	3-6	30-38	83.3
2017 CAR	0-0	8-8	11-11	10-10	0-1	29-30	96.7
2018 CAR	0-0	3-3	4-5	4-4	3-4	14-16	87.5
2020 NYG	0-0	4-4	13-13	9-9	5-6	31-32	96.9
2021 NYG	0-0	5-5	10-11	4-4	6-9	25-29	86.2
<b>Totals</b>	<b>2-2</b>	<b>77-80</b>	<b>79-93</b>	<b>91-109</b>	<b>31-50</b>	<b>280-334</b>	<b>83.8</b>



**TOUCHBACKS**

YEAR	KO'S	TBS	PCT
2009 WAS	16	3	18.8
2010 WAS	71	9	12.7
2011 WAS	70	32	45.7
2012 CAR	35	20	57.1
2013 CAR	79	63	79.7
2014 CAR	79	61	77.2
2015 CAR	102	69	67.6
2016 CAR	85	63	74.1
2017 CAR	82	70	85.4
2018 CAR	61	47	77.0
2020 NYG	70	30	42.9
2021 NYG	49	25	47.2
<b>Totals</b>	<b>803</b>	<b>492</b>	<b>61.3</b>

**POSTSEASON**

YEAR	GP	PAT	ATT	FG	FGA	PCT	LG	PTS
2013 CAR	1	1	1	1	1	100.0	24	4
2014 CAR	2	5	5	3	4	75.0	47	14
2015 CAR	3	10	10	4	5	80.0	48	22
2017 CAR	1	2	2	4	5	80.0	58	14
<b>Totals</b>	<b>7</b>	<b>18</b>	<b>18</b>	<b>12</b>	<b>15</b>	<b>80.0</b>	<b>58</b>	<b>54</b>

**POSTSEASON****FIELD GOAL ACCURACY**

YEAR	1-19	20-29	30-39	40-49	50+	TOTAL	PCT
2013 CAR	0-0	1-1	0-0	0-0	0-0	1-1	100.0
2014 CAR	0-0	0-0	2-2	1-2	0-0	3-4	75.0
2015 CAR	0-0	1-1	1-1	2-3	0-0	4-5	80.0
2017 CAR	0-0	2-3	1-1	0-0	1-1	4-5	80.0
<b>Totals</b>	<b>0-0</b>	<b>4-5</b>	<b>4-4</b>	<b>3-5</b>	<b>1-1</b>	<b>12-15</b>	<b>80.0</b>

**TOUCHBACKS**

YEAR	KO'S	TBS	PCT
2013 CAR	3	3	100.0
2014 CAR	9	5	55.6
2015 CAR	18	11	61.1
2017 CAR	6	6	100.0
<b>Totals</b>	<b>36</b>	<b>25</b>	<b>69.5</b>

6-2 | 235  3RD YEARHOMETOWN: KATY, TEXAS  
HIGH SCHOOL: KATY

COLLEGE: TEXAS A&amp;M (2014-18)



## 2021 HIGHLIGHTS

- Played on special teams in his Giants debut in Week 1 (vs. Denver).
- Played on special teams in Week 2 (at Washington).
- Recorded one special teams tackle in Week 3 (vs. Atlanta).
- Played on special teams in Week 4 (at New Orleans).
- Played on special teams in Week 5 (at Dallas).
- Recorded one special teams tackle in Week 6 (vs. Los Angeles Rams).
- Recorded one special teams tackle in Week 7 (vs. Carolina).
- Played on special teams in Week 8 (at Kansas City).
- Played on offense and special teams in Week 9 (vs. Las Vegas).
- Inactive in Week 11 (at Tampa Bay).
- Inactive in Week 12 (vs. Philadelphia).
- Played on special teams in Week 13 (at Miami).



## AT A GLANCE

**Cullen Gillaspia** was originally a seventh-round (220th overall) draft choice by the Houston Texans in 2019. He signed with the Giants on March 16, 2021. Gillaspia has played in 35 games – 33 regular season and two postseason – in three seasons.

## COLLEGE CAREER

- Spent five seasons (2014-18) at Texas A&M, initially joining the team as a walk-on before earning a scholarship in 2016.
- Served as the Aggies' 12th man in every game of the 2016, 2017 and 2018 seasons, a tradition where a walk-on special teams player wears the No. 12 jersey to represent the entire student body, and became the first ever 12th man to be drafted.
- Saw most of his action on special teams, but also played fullback his senior season in 2018.
- Played in 41 games for the Aggies, finished his career with 25 tackles (17 solo), one forced fumble, one fumble recovery and two blocked kicks. Also rushed for 33 yards and one touchdown rushing and caught five passes for 52 yards.
- Added six solo tackles on special teams and received the team's Special Teams Most Impactful Award in the Gator Bowl vs. N.C. State (12/31) when he rushed three times for 20 yards, including a 13-yard touchdown on his final collegiate play, becoming the first 12th man in school history to score a touchdown.
- In 2017, played in 13 games and finished with nine tackles (five solo) and two blocked punts, including one resulting in a safety.
- In 2016, earned a scholarship in fall camp, and led the team with six special teams tackles and was named special teams co-MVP honors.
- Played in all 13 games and had nine total tackles, one forced fumble and one fumble recovery.
- In 2015, played in two games, primarily on special teams.

## PERSONAL

- Played baseball in high school and was as an all-district linebacker and return specialist in football.
- Served as student council vice president.

# TOGETHERBLUE

## GILLASPIA'S CAREER TOTALS

YEAR	GP	GS	ATT	RUSHING					RECEIVING				
				YDS	AVG	LG	TD	NO	YDS	AVG	LG	TD	
2019 HOU	16	0	0	0	0	0	0	0	0	0	0	0	0
2020 HOU	7	0	0	0	0	0	0	1	6	6.0	6	0	0
2021 NYG	10	0	0	0	0	0	0	0	0	0	0	0	0
<b>Totals</b>	<b>32</b>	<b>0</b>	<b>0</b>	<b>0</b>	<b>0</b>	<b>0</b>	<b>0</b>	<b>1</b>	<b>6</b>	<b>6.0</b>	<b>6</b>	<b>0</b>	<b>0</b>

Additional statistics: 2019 – 3 special teams tackles; 2020 - 6 special teams tackles; 2021 - 3 special teams tackles.

# QB MIKE GLENNON 2

6-7 | 225  9TH YEAR

HOMETOWN: CENTREVILLE, VA.

HIGH SCHOOL: WESTFIELD

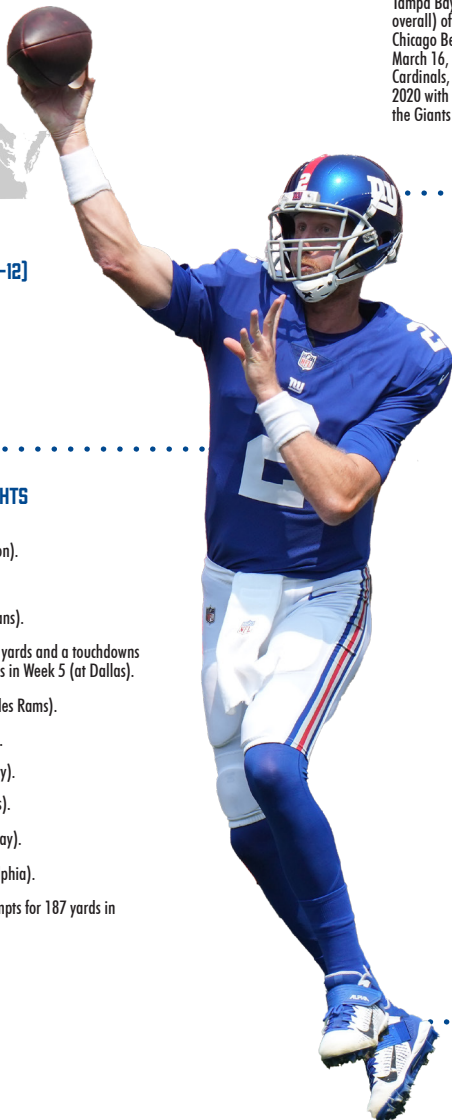


COLLEGE: N.C. STATE (2009-12)



## 2021 HIGHLIGHTS

- Did not play in Week 1 (vs. Denver).
- Did not play in Week 2 (at Washington).
- Did not play in Week 3 (vs. Atlanta).
- Did not play in Week 4 (at New Orleans).
- Completed 16 of 25 attempts for 196 yards and a touchdown and rushed for two yards on two carries in Week 5 (at Dallas).
- Did not play in Week 6 (vs. Los Angeles Rams).
- Did not play in Week 7 (vs. Carolina).
- Did not play in Week 8 (at Kansas City).
- Did not play in Week 9 (vs. Las Vegas).
- Did not play in Week 11 (at Tampa Bay).
- Did not play in Week 12 (vs. Philadelphia).
- Started and completed 23 of 44 attempts for 187 yards in Week 13 (at Miami).



## AT A GLANCE

**Mike Glennon** was originally drafted by the Tampa Bay Buccaneers in the third-round (73rd overall) of the 2013 NFL Draft. Signed by the Chicago Bears as an unrestricted free agent on March 16, 2018. Spent 2018 with the Arizona Cardinals, 2019 with the Oakland Raiders and 2020 with the Jacksonville Jaguars. Signed by the Giants on March 18, 2021.

## CAREER HIGHLIGHTS

- Veteran quarterback, who has played for Tampa Bay, Chicago, Arizona, Oakland and Jacksonville.
- Career totals include 6,618 yards and 44 touchdowns on 638-of-1,049 passing (60.8 comp. pct.) for an 81.9 passer rating.
- Notched a career-high 314 passing yards with two touchdowns vs. Baltimore on Oct. 12, 2014.
- Started all 13 games in which he appeared and completed 247-of-416 attempts for 2,608 yards with 19 touchdowns for a 83.9 passer rating as a rookie in 2013.
- Became the first rookie in NFL history to throw for at least one touchdown in each of his first eight career starts and just the fourth rookie in NFL history to post two games with a passer rating of 137.0 or higher.
- Played in 36 games with 26 starts in four seasons at North Carolina State and totaled 7,411 passing yards on 646-of-1,069 attempts and 63 touchdowns.
- Joined Phillip Rivers as the only players in school history to throw for 4,000-plus yards in a single season in 2012.

## PERSONAL

- Attended Westfield High School in Fairfax County, Va.
- Rated the No. 3 quarterback in the nation by Rivals.com and ESPN.com.
- Named 2007 Gatorade Player of the Year in Virginia.
- Brother, Sean, played quarterback at Virginia Tech from 2004-08.

#TOGETHERBLUE

## GLENNON'S CAREER TOTALS

### PASSING

YEAR	GP	GS	ATT	CMP	YDS	PCT	TD	INT	LG	SK/LOST	RATING
2013 TB	13	13	416	247	2,608	59.4	19	9	85f	40/314	83.9
2014 TB	6	5	203	117	1,417	57.6	10	6	41	16/91	83.3
2015 TB	0	0	0	0	0	0.0	0	0	0	0/0	0.0
2016 TB	2	0	11	10	75	90.9	1	0	13	0/0	125.4
2017 CHI	4	4	140	93	833	66.4	4	5	29	8/78	76.9
2018 AZ	2	0	21	15	174	71.4	1	0	26	1/8	112.0
2019 OAK	2	0	10	6	56	60.0	1	0	19	0/0	108.8
2020 JAX	5	5	179	111	1,072	62.0	7	5	46f	9/53	80.1
2021 NYG	2	1	39	69	383	56.5	1	3	35	3/28	59.0
<b>Totals</b>	<b>36</b>	<b>28</b>	<b>1,049</b>	<b>638</b>	<b>6,618</b>	<b>60.8</b>	<b>44</b>	<b>28</b>	<b>85f</b>	<b>77/572</b>	<b>81.9</b>

### RUSHING

YEAR	ATT	YDS	AVG	LG	TD
2013 TB	27	37	1.4	16	0
2014 TB	10	49	4.9	19	0
2017 CHI	4	4	1.0	2	0
2019 OAK	2	0	0.0	0	0
2020 JAX	6	17	2.8	4	0
2021 NYG	2	2	1.0	2	0
<b>Totals</b>	<b>51</b>	<b>109</b>	<b>2.1</b>	<b>19</b>	<b>0</b>

**6-4 | 213**  **5TH YEAR**

**HOMETOWN: CHICAGO, ILL.**  
**HIGH SCHOOL: ST. RITA**



**COLLEGE: NORTHERN ILLINOIS (2014-16)**



**NFL FIRST DOWN PERCENTAGE**  
**(MIN. 150 RECEPTIONS)**  
2017-20

79.3%	MIKE EVANS
78.8%	MIKE WILLIAMS
77.8%	ALSHON JEFFERY
77.6%	KENNY GOLLADAY
75.0%	A.J. GREEN

**MOST RECEIVING TOUCHDOWNS**  
2019 SEASON

11	KENNY GOLLADAY
10	MARK ANDREWS
10	COOPER KUPP
9	FIVE PLAYERS

**PERSONAL**

- General studies major.
- Attended St. Rita High School in Chicago.
- As a senior in 2011, selected first-team Blue Division All-Catholic League honors after catching 44 passes for 640 yards and nine touchdowns.
- Led team to the Class 7A state semifinals and a 10-3 record.
- Received no Division I offers before beginning his collegiate career at North Dakota.
- After a coaching change in his sophomore season, Golladay, with the assistance of his high school coach, created and sent out his own highlight tape to coaches, eventually landing at Northern Illinois.
- Son of Kenneth Golladay and Stacy Wright.

**AT A GLANCE**

**Kenny Golladay** was originally a third-round (96th overall) draft choice by the Lions in 2017. Golladay signed with the Giants on March 21, 2021. He has played in 56 games with 48 starts, and his career totals include 209 receptions for 3,477 yards (16.6-yard avg.), with a long catch of 75 yards and 21 touchdowns. Golladay earned Pro Bowl honors in 2019 when he recorded a career-high 1,190 receiving yards and an NFL-leading 11 receiving touchdowns.

**NFL YARDS PER RECEPTION LEADERS**  
**(MIN. 150 CATCHES)**  
2017-20

KENNY GOLLADAY	16.8
MIKE WILLIAMS	16.7
MIKE EVANS	15.9
TYREEK HILL	15.6
MICHAEL GALLUP	15.6

**2021 HIGHLIGHTS**

- Started and caught four passes for 64 yards in his Giants debut in Week 1 (vs. Denver).
- Started and caught three passes for 38 yards in Week 2 (at Washington).
- Started and caught four passes for 64 yards in Week 3 (vs. Atlanta).
- Started and caught six passes for 116 yards in Week 4 (at New Orleans).
- Started, but left the game early due to injury in Week 5 (at Dallas).
- Inactive in Week 6 (vs. Los Angeles Rams).
- Inactive in Week 7 (vs. Carolina).
- Inactive in Week 8 (at Kansas City).
- Started and caught two passes for 28 yards in Week 9 (vs. Las Vegas).
- Started and caught one pass for 12 yards in Week 11 (at Tampa Bay).
- Started and caught three passes for 50 yards in Week 12 (vs. Philadelphia).
- Started and caught three passes for 37 yards in Week 13 (at Miami).



**NFL HONORS AND AWARDS**



2019 PRO BOWL



## GOLLADAY'S CAREER TOTALS

REGULAR SEASON		RECEIVING					
YEAR	GP	GS	NO	YDS	AVG	LG	TD
2017 DET	11	5	28	477	17.0	54f	3
2018 DET	15	13	70	1,063	15.2	60	5
2019 DET	16	16	65	1,190	18.3	75f	11
2020 DET	5	5	20	338	16.9	48	2
2021 NYG	9	9	26	409	15.7	28	0
<b>Totals</b>	<b>56</b>	<b>48</b>	<b>209</b>	<b>3,477</b>	<b>16.6</b>	<b>75f</b>	<b>21</b>

Additional Statistics: 2017 – one rushing attempt for 9 yards; 2018 – one rushing attempt for 8 yards.

6-3 | 332  4TH YEARHOMETOWN: LAS VEGAS, NEV.  
HIGH SCHOOL: CHAPARRAL

COLLEGE: UTEP (2014-17)

**2021 HIGHLIGHTS**

- Started at right guard in Week 1 (vs. Denver).
- Started at right guard in Week 2 (at Washington).
- Started at right guard in Week 3 (vs. Atlanta).
- Started at right guard on an offensive line that did not allow a sack in Week 4 (at New Orleans).
- Started at right guard on an offensive line that did not allow a sack in Week 5 (at Dallas).
- Started at right guard in Week 6 (vs. Los Angeles Rams).
- Started at right guard in Week 7 (vs. Carolina).
- Started at right guard in Week 8 (at Kansas City).
- Started at right guard in Week 9 (vs. Las Vegas).
- Started at right guard in Week 11 (at Tampa Bay).
- Started at right guard in Week 12 (vs. Philadelphia).
- Started at right guard in Week 13 (at Miami).

**AT A GLANCE**

**Will Hernandez** was originally a second-round (34th overall) draft choice by the Giants in 2018. Since his debut in 2018, Hernandez has played in 57 games with 51 starts.

**OFF-THE-FIELD ACTIVITY**

- Partnered with the mayor's office of East Orange, N.J. during the 2020 season to support the public schools and families in need through the Team of Teams initiative.
- Surprised students from KIPP during their algebra class on Zoom.
- Represents the El Paso Victim's Education Fund, which supports his alma mater University of Texas at El Paso, during the NFL's annual My Cause My Cleats NFL initiative.
- Attended the 2019 Giants Draft Party, thanking season ticket holders for their support and celebrating the new Rookie Draft Class.
- Attended the Giants annual Jingle Jam holiday party for 600 New Jersey foster children in 2019, who each received winter coats, clothes, athletic equipment and enjoyed a night of dancing and fun activities.
- As a rookie, served lunch at Eva's Village in Paterson, N.J. with fellow rookie teammates as well as set up and cleaned up afterwards.
- Packed 1,000+ care packages with front office staff, coaches and teammates that were donated to My Sisters' Place, a safe haven for victims of domestic violence and human trafficking.
- Hosted a holiday party for youth members of YCS at the Quest Diagnostics Training Center.
- Attended the Make A Wish Castle to announce the 2019 draft choices.

**PERSONAL**

- Was a kinesiology major in college.
- Son of Robert Hernandez and Angelica Lemus.
- Played three years as a guard and defensive tackle in high school.
- Named All-Conference on both offense and defense.
- Competed on wrestling and track & field teams.

# TOGETHERBLUE

## HERNANDEZ'S CAREER TOTALS

### REGULAR SEASON

YEAR	GP	GS
2018 NYG	16	16
2019 NYG	16	16
2020 NYG	13	7
2021 NYG	12	12
<b>Totals</b>	<b>57</b>	<b>51</b>

5-11 | 185  5TH YEAR

HOMETOWN: BELLEVILLE, ILL.  
HIGH SCHOOL: SERRA (CALIF.)



COLLEGE: USC (2014-16)



### CAREER HIGHLIGHTS

- In 2020, played in the final three regular season games, starting two and missed the first 13 games with a knee injury he suffered in training camp.

- In 2019, played in 11 regular-season games (10 starts) and started all three postseason games. Posted 40 tackles (36 solo), two stops for loss and seven passes defended.

- In 2018, played in all 16 games (13 starts) and ranked third on the team with two interceptions and second with 11 passes defended. Tallied 69 tackles (62 solo), including three stops for loss and averaged 9.3 yards on 16 punt returns.

- As a rookie in 2017, started all 16 regular season games and both of the Titans' postseason contests at cornerback. Led the team with a career-high 23 passes defended. Registered 67 tackles (58 solo), four stops for loss and three forced fumbles. Returned 34 punts for an 8.5-yard average and 25 kickoffs for a 23.1-yard average.

### PERSONAL

- Majored in communications with a real estate minor.

- Jackson was a long jumper and sprinter on USC's track team in the springs of 2015 and 2016, winning the Pac-12 outdoor long jump title both years (and placing 2nd in the Pac-12 100 meters in 2016) and earning All-American status both years after twice placing fifth in the NCAA long jump.

- Lists his parents, Chris and Vianca Jackson, as the people that inspire him the most.



### AT A GLANCE

Adoree' Jackson was originally a first-round (18th overall) draft choice by the Tennessee Titans in 2017. Released by Tennessee on March 16, 2021 and signed as a free agent by the Giants on March 23, 2021. Has appeared in 57 games (52 starts) in his career and has accumulated 255 total tackles (218 solo), three interceptions and 40 passes defended.

### MOST PASSES DEFENSED BY ROOKIES 2017 SEASON

MARSHON LATTIMORE	18
TRE'DAVIOUS WHITE	18
ADOREE' JACKSON	17
SHAQUILL GRIFFIN	15

### 2021 HIGHLIGHTS

- Started and notched five tackles (three solo) in his Giants debut in Week 1 (vs. Denver).

- Started and had five tackles (four solo) and two passes defended in Week 2 (at Washington).

- Started and recorded four solo tackles in Week 3 (vs. Atlanta).

- Started and totaled seven tackles (four solo) in Week 4 (at New Orleans).

- Started and totaled seven solo tackles in Week 5 (at Dallas).

- Started and recorded three tackles (two solo) in Week 6 (vs. Los Angeles Rams).

- Started and recorded five tackles (three solo) and one pass defended in Week 7 (vs. Carolina).

- Started and tied his career best with 12 tackles (eight solo) and recorded one pass defended in Week 8 (at Kansas City).

- Started and totaled four solo tackles and one pass defended in Week 9 (vs. Las Vegas).

- Started and recorded three solo tackles, one tackle for loss, one interception and one pass defended in Week 11 (at Tampa Bay).

- Started and totaled one solo tackle and one pass defended in Week 12 (vs. Philadelphia).

- Inactive in Week 13 (at Miami).

## JACKSON'S CAREER TOTALS

REGULAR SEASON		TACKLES							INTERCEPTIONS				
YEAR	GP	GS	T	A	TOT	PD	FF	FR	NO	YDS	AVG	LG	TD
2017 TEN	16	16	61	9	70	17	3	0	0	0	0.0	0	0
2018 TEN	16	13	66	6	72	10	0	2	2	7	3.5	7	0
2019 TEN	11	10	39	6	45	6	0	0	0	0	0.0	0	0
2020 TEN	3	2	9	3	12	0	0	0	0	0	0.0	0	0
2021 NYG	11	11	43	13	56	7	0	0	1	10	10.0	10	0
<b>Totals</b>	<b>57</b>	<b>52</b>	<b>218</b>	<b>37</b>	<b>255</b>	<b>40</b>	<b>3</b>	<b>2</b>	<b>3</b>	<b>17</b>	<b>6.8</b>	<b>10</b>	<b>0</b>

Additional Statistics: 2017 – 1 tackle for loss; 2018 – 2 tackles for loss; 2019 – 3 tackles for loss; 2021 – 1 tackle for loss.

**6-4 | 314**  **6TH YEAR****HOMETOWN: GALLOWAY, N.J.****HIGH SCHOOL: ST. AUGUSTINE PREP****COLLEGE: PENN STATE (2012-15)****2021 HIGHLIGHTS**

- Started on the defensive line and recorded five tackles (two solo), 1.0 sack, one hit on the quarterback and one tackle for loss in Week 1 (vs. Denver).
- Started on the defensive line and notched four tackles (three solo) in Week 2 (at Washington).
- Started on the defensive line and totaled five tackles (three solo), 1.0 sack, one quarterback hit and one tackle for loss in Week 3 (vs. Atlanta).
- Started on the defensive line and recorded six tackles (two solo) in Week 4 (at New Orleans).
- Started on the defensive line and notched four tackles (three solo), 1.0 sack, one quarterback hit and two tackles for loss in Week 5 (at Dallas).
- Started on the defensive line and totaled six tackles in Week 6 (vs. Los Angeles Rams).
- Started on the defensive line and recorded three tackles (one solo), 0.5 sack, one quarterback hit and one tackle for loss in Week 7 (vs. Carolina).
- Started on the defensive line and notched two tackles (one solo), one quarterback hit and one tackle for loss in Week 8 (at Kansas City).
- Started on the defensive line and recorded four tackles (one solo) in Week 9 (vs. Las Vegas).
- Started on the defensive line and totaled five tackles (three solo) and one pass defended in Week 11 (at Tampa Bay).
- Started on the defensive line and totaled four tackles (one solo), 0.5 sack and one quarterback hit in Week 12 (vs. Philadelphia).
- Started on the defensive line and notched five tackles (two solo) in Week 13 (at Miami).

**AT A GLANCE**

**Austin Johnson** was originally a second-round (43rd overall) draft choice by the Tennessee Titans in 2016. Signed as a free agent by the Giants on March 30, 2020. Has played in every game since 2017, making 25 starts. Saw action in every game in his first season with the Giants and notched 18 tackles (eight solo), 1.0 sack, two tackles for loss, one forced fumble, one quarterback hit and one pass defended. Career regular season statistics include 153 tackles (74 solo), 7.0 sacks and seven passes defended.

**COLLEGE CAREER**

- In three seasons at Penn State, Johnson played in 38 games with 28 starts, including starts in all 26 games his final two seasons. Totaled 154 tackles, 8.5 sacks, 24 tackles for loss, eight passes defended, one forced fumble and four fumble recoveries, including one for a touchdown.
- As a junior in 2015, started all 13 games and was named second-team All-Big Ten by the media and third-team by the coaches.
- Ranked second on the team with 15.0 tackles for loss and 6.5 sacks and second among FBS defensive linemen with 78 tackles, the most by a Penn State defensive lineman since Jimmy Kennedy (87) in 2002.
- In 2014, started all 13 games and finished fifth on the team with 49 tackles.

**PERSONAL**

- Married (Danika, former MVP of the Legends Football League and general manager of the Nashville Knights, a women's team). They have a daughter, Kailaya.
- Graduated in December 2015 with a degree in journalism.
- Was also All-State basketball player and was named Cape-Atlantic Player of the Year as a senior. Guided the Hermits to the NJSIAA Non-Public Group A state Championship in his junior season.

**#TOGETHERBLUE**



## JOHNSON'S CAREER TOTALS

### TACKLES

YEAR	GP	GS	T	A	TOT	SKS	FF	FR
2016 TEN	10	0	7	7	14	0.5	0	0
2017 TEN	16	3	14	9	23	1.0	0	0
2018 TEN	16	9	13	9	22	1.0	0	0
2019 TEN	16	1	11	12	23	0.0	0	0
2020 NYG	16	0	8	10	18	1.0	1	0
2021 NYG	12	12	21	32	53	3.5	0	0
<b>Totals</b>	<b>86</b>	<b>25</b>	<b>74</b>	<b>79</b>	<b>153</b>	<b>7.0</b>	<b>1</b>	<b>0</b>

Additional Statistics: 2016 – 1 tackle for loss, 1 pass defended; 2017 – 2 tackles for loss, 2 passes defended; 2018 – 1 tackle for loss, 2 passes defended; 2019 – 1 tackle for loss, 1 pass defended; 2020 – 2 tackles for loss, 1 quarterback hit, one pass defended; 2021 – 6 tackles for loss, 6 quarterback hits, one pass defended.

### POSTSEASON

YEAR	GP	GS	T	A	TOT	SKS	FF	FR
2017 TEN	2	1	2	2	4	0.0	0	0
2019 TEN	3	0	1	0	1	0.0	0	0
<b>Totals</b>	<b>5</b>	<b>1</b>	<b>3</b>	<b>2</b>	<b>5</b>	<b>0.0</b>	<b>0</b>	<b>0</b>

Additional statistics: 2019 – 1 tackle for loss.

6-6 | 220  2ND YEARHOMETOWN: LOS ANGELES, CALIF.  
HIGH SCHOOL: VALLEY CHRISTIAN

COLLEGE: TEXAS (2017-19)



### COLLEGE CAREER

- Played in 45 games and made 29 starts, finishing his career with 188 receptions (sixth-most in school history) for 2,624 yards (fifth-most in school history) and 15 touchdowns.

- Made at least two catches in 40 of the 45 games he played in during his career, the second-most among active Power Five receivers during that span.

### PERSONAL

- Set high school career records with 1,176 yards and 17 touchdowns.

- Got engaged to his fiancé, Sara, in June 2020.

- Johnson's father, Johnnie, was a two-time consensus First-team All-American (1978-79) with the Longhorns and was a first-round choice by the Los Angeles Rams.

- Johnnie played with his brother, Bobby (1978-81), who was also a defensive back at Texas.

- Similar to his father, Collin played at Texas with his brother, Kirk, who played in 21 career games with the Longhorns and rushed 12 times for 59 yards.

- Adopted a dalmation named Molly in September of 2019.

### AT A GLANCE

Collin Johnson was originally drafted by Jacksonville in the fifth-round (165th overall) of the 2020 NFL Draft. He finished the 2020 season with 18 receptions for 272 yards and two touchdowns. Johnson was claimed off of waivers by the Giants on September 1, 2021.

### 2021 HIGHLIGHTS

- Inactive in Week 1 (vs. Denver).
- Inactive in Week 2 (at Washington).
- Made his Giants debut and caught five passes for 51 yards, and played on special teams in Week 3 (vs. Atlanta).
- Played on offense and special teams, and recorded one special teams tackle in Week 4 (at New Orleans).
- Played on offense and special teams in Week 5 (at Dallas).
- Caught two passes for 21 yards and played on special teams in Week 6 (vs. Los Angeles Rams).
- Caught one pass for seven yards and played on special teams in Week 7 (vs. Carolina).
- Caught two passes for 10 yards and played on special teams in Week 8 (at Kansas City).
- Played on offense and special teams in Week 9 (vs. Las Vegas).
- Played on offense and special teams in Week 11 (at Tampa Bay).
- Played on offense and special teams in Week 12 (vs. Philadelphia).
- Played on offense and special teams in Week 13 (at Miami).



## JOHNSON'S CAREER TOTALS

### REGULAR SEASON

### RECEIVING

YEAR	GP	GS	NO	YDS	AVG	LG	TD
2020 JAX	14	0	18	272	15.1	46t	2
2021 NYG	10	0	10	89	8.9	16	0
<b>Totals</b>	<b>24</b>	<b>0</b>	<b>28</b>	<b>361</b>	<b>12.9</b>	<b>46t</b>	<b>2</b>

Additional statistics: 2021 – 1 special teams tackle.

**6-3 | 270****ROOKIE****HOMETOWN: SUMTER, S.C.**  
**HIGH SCHOOL: SUMTER****COLLEGE: GEORGIA SOUTHERN (2017-19)****2021 HIGHLIGHTS**

- Made his NFL debut on defense in Week 1 (vs. Denver).
- Saw action on defense in Week 2 (at Washington).
- Played on defense in Week 3 (vs. Atlanta).
- Inactive in Week 4 (at New Orleans).
- Played on defense in Week 5 (at Dallas).
- Played on defense and special teams in Week 6 (vs. Los Angeles Rams).
- Played on defense in Week 7 (vs. Carolina).
- Recorded one tackle and played on special teams in Week 8 (at Kansas City).
- Played on defense in Week 9 (vs. Las Vegas).
- Recorded one solo tackle, his first career sack, a quarterback hit and a tackle for loss in Week 11 (at Tampa Bay).
- Did not play in Week 12 (vs. Philadelphia).
- Played on defense and special teams in Week 13 (at Miami).

**AT A GLANCE**

**Raymond Johnson III** originally signed as a rookie free agent with the Giants on May 13, 2021. He played in 50 games with 47 starts while at Georgia Southern, totaling 15 tackles (76 solo), 36.0 tackles for loss, 16.5 sacks, five pass breakups, two forced fumbles and six fumble recoveries.

**COLLEGE CAREER**

- As a senior in 2020, started in 13 games and was selected first-team All-Sun Belt Conference, posting 38 tackles (18 solo), including a career-high 14.5 tackles for loss and 5.0 sacks, along with a school-record 15 quarterback hurries.
- In 2019, started 12 games and was named first-team All-Sun Belt, tallying 33 tackles (16 solo), including 7.0 for loss and 3.0 sacks.
- In 2018, started all 13 games and was chosen Second-team All-Sun Belt, recording a career-high 43 tackles (18 solo), including a team-high 8.0 for loss and 4.5 sacks while leading the team with three fumble recoveries.
- In 2017, played in all 12 games with starts in the final nine contests. Was an honorable mention All-Sun Belt selection, posting 36 tackles (24 solo), including 6.5 for loss and 4.0 sacks.

**PERSONAL**

- All-State selection and named defensive lineman of the year three times in high school.
- Selected for the North-South All-Star Game.
- Also played basketball for two seasons.

**#TOGETHERBLUE**

## JOHNSON'S CAREER TOTALS

REGULAR SEASON			TACKLES					
YEAR	GP	GS	T	A	TOT	SKS	FF	FR
2021 NYG	10	0	1	1	2	1.0	0	0
<b>Totals</b>	<b>10</b>	<b>0</b>	<b>1</b>	<b>1</b>	<b>2</b>	<b>1.0</b>	<b>0</b>	<b>0</b>

Additional statistics: 2021 – 1 quarterback hit, 1 tackle for loss.

# QB DANIEL JONES 8

6-5 | 220  3RD YEAR

HOMETOWN: CHARLOTTE, N.C.

HIGH SCHOOL: LATIN



COLLEGE: DUKE (2015-18)



## 2021 HIGHLIGHTS

- Completed 22 of 37 passes for 267 yards, one touchdown and a 90.7 passer rating, to go with 27 rushing yards and one touchdown on six carries in Week 1 (vs. Denver).
- Completed 22 of 37 passes for 249 yards, one touchdown and a 102.2 passer rating, to go with 95 rushing yards and one touchdown on nine carries in Week 2 (at Washington). His 95 rushing yards were the most in a single game by a quarterback in franchise history.
- Completed 24 of 35 passes for 266 yards and a 90.9 passer rating, to go with 39 rushing yards on eight carries in Week 3 (vs. Atlanta).
- Won NFC Offensive Player of the Week after completing 28 of 40 attempts for a career-high 402 yards and two touchdowns, while rushing for 27 yards on four carries in Week 4 (at New Orleans).
- Completed five of 13 passes for 98 yards and ran for nine yards on three carries before leaving early due to injury in Week 5 (at Dallas).
- Completed 29 of 51 passes for 242 yards and ran for four yards on three carries in Week 6 (vs. Los Angeles Rams).
- Completed 23 of 33 passes for 203 yards and one touchdown, ran for 28 yards on eight carries and caught one pass for 16 yards in Week 7 (vs. Carolina).
- Completed 22 of 32 passes for 222 yards and two touchdowns to go with five carries for 12 yards in Week 8 (at Kansas City).
- Completed 15 of 20 passes for 110 yards and a touchdown to go with 17 yards on four carries in Week 9 (vs. Las Vegas).
- Completed 23 of 38 passes for 167 yards and a touchdown to go with 10 yards on three carries in Week 11 (at Tampa Bay).
- Completed 19 of 30 passes for 202 yards and a touchdown to go with 30 yards on nine carries in Week 12 (vs. Philadelphia).
- Inactive in Week 13 (at Miami).



## AT A GLANCE

Daniel Jones was originally a first-round (sixth overall) draft choice by the Giants in 2019. Through three seasons, Jones has played in 38 games (37 starts) and totaled 1,268 attempts, 796 completions (62.8 percent) for 8,398 yards, 45 touchdowns and 29 interceptions for a passer rating of 84.3 percent. The passes, completions and yardage totals are the most in franchise history through 30 games for a player who began his career with the Giants. With his start at Tampa Bay on Sept. 22, 2019, Jones became the 14th quarterback since the 1970 merger to start his first NFL game in a Giants uniform.

## A NEW STANDARD

- In 2020, Jones started all 14 games in which he played. He completed 280 of 448 passes (62.5%) for 2,943 yards, 11 touchdowns and 10 interceptions for a passer rating of 80.4. Jones finished second on the Giants with 423 rushing yards on 65 carries (6.5-yard avg.) and one touchdown.
- In 2019, Jones set Giants rookie records for passing attempts (412), completions (256), yards (2,726) and touchdowns (23). He also threw a touchdown in each of his first 13 career starts, the fourth-longest streak among quarterbacks who started their careers since the 1970 merger.
- He became the first rookie in NFL history to record multiple games with at least 300 passing yards and four touchdowns passes. Jones did so three times, including a five-passing touchdown game in Week 16 (at Washington).

## MOST PASSING YARDS IN FIRST TWO SEASONS GIANTS HISTORY

PLAYER	YARDS
DANIEL JONES	5,970
ELI MANNING	4,805
CHARLIE CONERLY	4,313
PHIL SIMMS	4,064
JOE PISARCIK	3,442

## PERSONAL

- Graduated from Duke in December 2018 with a degree in economics.
- Son of Becca and Steve Jones.
- Sister, Becca, lettered four seasons (2013-16) in field hockey at Davidson College.
- Brother, Bates, is a member of the basketball program at Duke after playing four seasons at Davidson.
- Sister, Ruthie, plays soccer at Duke.
- Earned three letters in basketball, serving as a team co-captain during his senior season of high school.

#TOGETHERBLUE

 @DANIELJONES3

 @DANIEL\_JONES10



## JONES' CAREER TOTALS

### PASSING

YEAR	GP	GS	ATT	CMP	YDS	PCT	TD	INT	LG	SK/LOST	RATING
2019 NYG	13	12	459	284	3,027	61.9	24	12	75†	38/295	87.7
2020 NYG	14	14	448	280	2,943	62.5	11	10	53	45/286	80.4
2021 NYG	11	11	361	232	2,428	64.3	10	7	54†	22/160	84.8
<b>Totals</b>	<b>38</b>	<b>37</b>	<b>1,268</b>	<b>796</b>	<b>8,398</b>	<b>62.8</b>	<b>45</b>	<b>29</b>	<b>75†</b>	<b>105/741</b>	<b>84.3</b>

### RUSHING

YEAR	ATT	YDS	AVG	LG	TD
2019 NYG	45	279	6.2	26	2
2020 NYG	65	423	6.5	80	1
2021 NYG	62	298	4.8	46	2
<b>Totals</b>	<b>172</b>	<b>1,000</b>	<b>5.8</b>	<b>80</b>	<b>5</b>

Additional statistics: 2021 – 1 reception for 16 yards.

## JONES' 2021 GAME-BY-GAME TOTALS

### PASSING

DATE	OPP	ATT	CMP	YDS	PCT	TD	INT	LG	SK/LOST	RTG
9/12	DEN	37	22	267	59.5	1	0	42	2/13	90.7
9/16	@WAS	32	22	249	68.8	1	0	33r	4/21	102.2
9/26	ATL	35	24	266	68.6	0	0	38	2/20	90.9
10/3	@NO	40	28	402	70.0	2	1	54r	0/0	108.5
10/10	@DAL	13	5	98	38.5	0	0	38	0/0	65.5
10/17	LAR	51	29	242	56.9	0	3	17	4/41	44.7
10/24	CAR	33	23	203	69.7	1	0	27	2/20	95.9
11/1	@KC	32	22	222	68.8	2	1	50	3/13	96.1
11/7	LV	20	15	110	75.0	1	0	30r	2/8	104.2
11/22	@TB	38	23	167	60.5	1	2	28	2/18	57.7
11/28	PHI	30	19	202	63.3	1	0	20	1/8	94.0
<b>Totals</b>		<b>361</b>	<b>232</b>	<b>2,428</b>	<b>64.3</b>	<b>10</b>	<b>7</b>	<b>54r</b>	<b>22/160</b>	<b>84.8</b>

### RUSHING

DATE	OPP	ATT	YDS	AVG	LG	TD
9/12	DEN	6	27	4.5	8	1
9/16	@WAS	9	95	10.6	46	1
9/26	ATL	8	39	4.9	12	0
10/3	@NO	4	27	6.8	20	0
10/10	@DAL	3	9	3.0	6	0
10/17	LAR	3	4	1.3	2	0
10/24	CAR	8	28	3.5	14	0
11/1	@KC	5	12	2.4	6	0
11/7	LV	4	17	4.3	8	0
11/22	@TB	3	10	3.3	6	0
11/28	PHI	9	30	3.3	14	0
<b>Totals</b>		<b>62</b>	<b>298</b>	<b>4.8</b>	<b>46</b>	<b>2</b>

6-1 | 250  6TH YEAR

HOMETOWN: DEWITT, IOWA  
HIGH SCHOOL: CENTRAL



COLLEGE: IOWA (2009-13)



### COLLEGE CAREER

- Kreiter snapped in 40 games for the University of Iowa, earning honorable mention All-Big Ten honors as a senior.

- Recorded nine special teams tackles on punt coverage.

- Named Academic All-Big Ten in his last three seasons.

### PERSONAL

- Attended Central High School in DeWitt, Iowa, where he earned first-team all-state honors as a senior and second-team accolades as a junior.

- Competed in wrestling, baseball and track and field.

- Spent his time out of football substitute teaching in Iowa.

- Chosen as a Broncos Community Ambassador Award winner in 2017.

- Was a high school science teacher prior to NFL career.



### AT A GLANCE

Casey Kreiter was signed as a rookie free agent by the Dallas Cowboys on May 12, 2014. Waived by Dallas on Aug. 26, 2014. Signed by Dallas March 17, 2015. Waived by Dallas on Aug. 31, 2015. Signed by the Denver Broncos on April 4, 2016. Signed as a free agent by the Giants on April 1, 2020.

### 2021 HIGHLIGHTS

- Saw action on special teams in Week 1 (vs. Denver).
- Saw action on special teams in Week 2 (at Washington).
- Saw action on special teams in Week 3 (at Atlanta).
- Saw action on special teams in Week 4 (at New Orleans).
- Saw action on special teams in Week 5 (at Dallas).
- Saw action on special teams in Week 6 (vs. Los Angeles Rams).
- Saw action on special teams in Week 7 (vs. Carolina).
- Saw action on special teams in Week 8 (at Kansas City).
- Saw action on special teams in Week 9 (vs. Las Vegas).
- Saw action on special teams in Week 11 (at Tampa Bay).
- Saw action on special teams in Week 12 (vs. Philadelphia).
- Saw action on special teams in Week 13 (at Miami).

### NFL HONORS AND AWARDS



2018 PRO BOWL

## KREITER'S CAREER TOTALS

### REGULAR SEASON

<b>YEAR</b>	<b>GP</b>	<b>GS</b>
2016 DEN	10	0
2017 DEN	16	0
2018 DEN	16	0
2019 DEN	16	0
2020 NYG	16	0
2021 NYG	12	0
<b>Totals</b>	<b>86</b>	<b>0</b>

6-4 | 342  3RD YEARHOMETOWN: WAKE FOREST, N.C.  
HIGH SCHOOL: WAKE FOREST

COLLEGE: CLEMSON (2016-18)

**COLLEGE CAREER**

- Was a AFCA first-team All-America and first-team All-ACC selection as a senior in 2018.
- Started all 13 games in which he played for the national champion Tigers.
- One of 18 semifinalists for the Bednarik Award as a junior in 2017, which is presented to the best defensive player in college football.
- Also garnered a First-Team All-ACC selection.
- Was named to the Freshman All-America team by ESPN and USA Today in 2016.
- Played in 15 games with 11 starts for Clemson's national championship team during his freshman season. Earned various honors, including ACC Defensive Rookie of the Year (media, coaches), second-team All-ACC and All-ACC Academic Team.

**AT A GLANCE**

**Dexter Lawrence II** was originally a first-round (17th overall) draft choice by the Giants in 2019. Through his first three seasons, Lawrence has played in all 44 games (37 starts), totaling 129 tackles (73 solo), 8.0 sacks, two forced fumbles, 12 tackles for loss, 24 quarterback hits and five passes defended.

**2021 HIGHLIGHTS**

- Started on the defensive line in Week 1 (vs. Denver).
- Saw action on defense and recorded one tackle in Week 2 (at Washington).
- Started on the defensive line and totaled three tackles (one solo), one quarterback hit and one tackle for loss in Week 3 (vs. Atlanta).
- Started on the defensive line and totaled six tackles (four solo), one tackle for loss, and one pass defended in Week 4 (at New Orleans).
- Recorded three solo tackles in Week 5 (at Dallas).
- Totaled seven tackles (two solo), 0.5 sack and one quarterback hit in Week 6 (vs. Los Angeles Rams).
- Started on the defensive line and recorded three solo tackles, 1.0 sack, one quarterback hit and one tackle for loss in Week 7 (vs. Carolina).
- Totaled four tackles (one solo) in Week 8 (at Kansas City).
- Notched six tackles (two solo) and one quarterback hit in Week 9 (vs. Las Vegas).
- Started on the defensive line and recorded one tackle, one quarterback hit and one pass defended in Week 11 (at Tampa Bay).
- Recorded one solo tackle and one forced fumble in Week 12 (vs. Philadelphia).
- Started on the defensive line and notched three tackles (two solo) in Week 13 (at Miami).

#TOGETHERBLUE

## LAWRENCE II'S CAREER TOTALS

	TACKLES							
YEAR	GP	GS	T	A	TOT	SKS	FF	FR
2019 NYG	16	16	24	14	38	2.5	1	0
2020 NYG	16	15	30	23	53	4.0	0	0
2021 NYG	12	6	19	19	38	1.5	1	0
<b>Totals</b>	<b>44</b>	<b>37</b>	<b>73</b>	<b>56</b>	<b>129</b>	<b>8.0</b>	<b>2</b>	<b>0</b>

Additional Statistics: 2019 – 3 tackles for loss, 9 quarterback hits, 1 pass defensed; 2020 – 6 tackles for loss, 10 quarterback hits, 2 passes defensed; 2021 – 3 tackles for loss, 5 quarterback hits, 2 pass defensed.

5-11 | 195  3RD YEAR

HOMETOWN: WESTCHESTER, ILL.  
HIGH SCHOOL: NAZARETH ACADEMY




COLLEGE: NOTRE DAME [2016-18]



### 2021 HIGHLIGHTS

- Saw action on defense and special teams, and recorded one solo tackle in Week 1 (vs. Denver).
- Saw action on defense and special teams in Week 2 (at Washington).
- Saw action on defense and special teams, and recorded two tackles, a special teams tackle and one pass defended in Week 3 (vs. Atlanta).
- Recorded six tackles (one solo) and one special teams tackle in Week 4 (at New Orleans).
- Started at safety and totaled five tackles (three solo), one quarterback hit and one pass defended in Week 5 (at Dallas).
- Played on defense and special teams in Week 6 (vs. Los Angeles Rams).
- Notched one solo tackle in Week 7 (vs. Carolina).
- Recorded two tackle (one solo) and one interception in Week 8 (at Kansas City).
- Totaled three solo tackles and one special teams tackle in Week 9 (vs. Las Vegas).
- Started at safety and totaled six tackles (three solo) and two passes defended in Week 11 (at Tampa Bay).
- Started at safety and recorded four tackles (one solo), 0.5 sack, one quarterback hit, one fumble recovery, one pass defended and two special teams tackles in Week 12 (vs. Philadelphia).
- Notched two tackles, one pass defended and one special teams tackle in Week 13 (at Miami).



### AT A GLANCE

**Julian Love** was originally a fourth-round (108th pick overall) draft choice by the Giants in 2019. In 2020, he played in all 16 games, finishing with 64 total tackles (47 solo), one tackle for loss, one interception and three passes defended. Love had a career-best 12 total tackles versus San Francisco (9/27/20). As a rookie in 2019, played in 15 games, including starts at strong safety in each of the final five games. Saw his first extensive defensive action when he replaced an injured Jabrill Peppers at Chicago (11/24/19).

### MOST CAREER PASS BREAKUPS IN NOTRE DAME HISTORY

JULIAN LOVE [2016-18]	39
CLARENCE ELLIS [1969-71]	32
HARRISON SMITH [2007-11]	28
LUTHER BRADLEY [1973, 1975-77]	27

### MOST SINGLE-SEASON INTERCEPTION RETURN YARDS IN NOTRE DAME HISTORY

NICK RASSAS [1965]	197
JULIAN LOVE [2017]	153
FRANK CARIDEO [1929]	151
TOM ZBIKOWSKI [2005]	136

### PERSONAL

- Management consulting major at Notre Dame.
- In his junior and senior seasons (2014-15) at Nazareth Academy (La Grange, Ill.), Love helped lead the football team to records of 14-0 and 12-2 and Illinois High School Association Class 5A championships.
- In 2015, he was an Illinois High School Coaches Association Class 5A All-Illinois First Team.
- As a senior, he registered 92 tackles, 19 stops for loss, three forced fumbles and one fumble recovery for 54 yards, rushed for 1,067 yards and 18 touchdowns on 104 carries, and caught 29 passes for 662 yards and seven scores.



## LOVE'S CAREER TOTALS

REGULAR SEASON				TACKLES					INTERCEPTIONS				
YEAR	GP	GS	T	A	TOT	PD	FF	FR	NO	YDS	AVG	LG	TD
2019 NYG	15	5	28	7	35	3	1	0	1	30	30.0	30	0
2020 NYG	16	6	45	16	61	3	0	0	1	13	13.0	13	0
2021 NYG	12	3	14	18	32	7	0	1	1	0	0.0	0	0
<b>Totals</b>	<b>43</b>	<b>14</b>	<b>87</b>	<b>41</b>	<b>128</b>	<b>13</b>	<b>1</b>	<b>1</b>	<b>3</b>	<b>43</b>	<b>14.3</b>	<b>30</b>	<b>0</b>

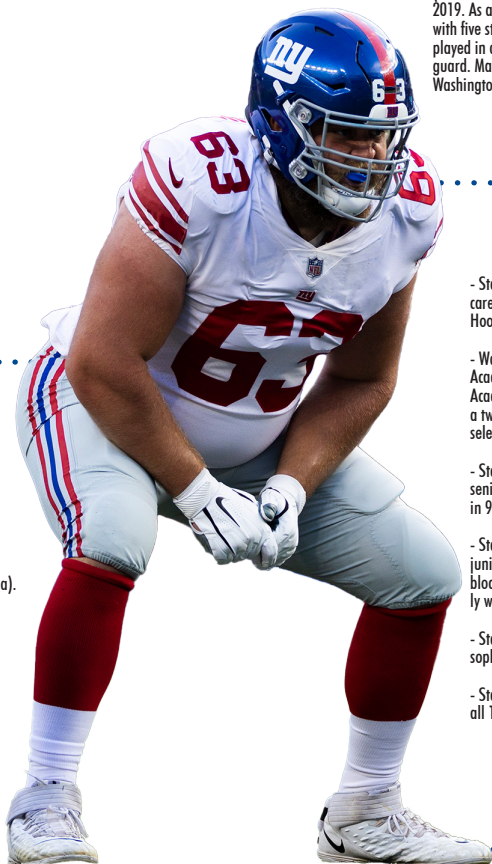
Additional Statistics: 2019 – 5 tackles for loss, 1 quarterback hit, 2 special teams tackles; 2020 – 3 special teams tackles; 2021 – 0.5 sack, 2 quarterback hits, 6 special teams tackles.

6-3 | 315  3RD YEARHOMETOWN: WEST MILTON, OHIO  
HIGH SCHOOL: MILTON-UNION

COLLEGE: INDIANA (2014-18)

**2021 HIGHLIGHTS**

- Did not play in Week 4 (at New Orleans).
- Saw action at left guard in his Giants debut in Week 5 (at Dallas).
- Played on special teams in Week 6 (vs. Los Angeles Rams).
- Played on special teams in Week 7 (vs. Carolina).
- Played on special teams in Week 8 (at Kansas City).
- Did not play in Week 9 (vs. Las Vegas).
- Inactive in Week 11 (at Tampa Bay).
- Inactive in Week 12 (vs. Philadelphia).
- Inactive in Week 13 (at Miami).

**AT A GLANCE**

Wes Martin was originally a fourth-round (131st overall) draft choice by Washington in 2019. As a rookie, Martin played in nine games with five starts at right guard. In 2020, Martin played in all 16 and started five times at left guard. Martin was signed by the Giants off of Washington's practice squad.

**COLLEGE CAREER**

- Started the final 37 games and played in 10 career games at left guard. He is one of four Hoosiers to appear in 50 games.
- Was a 24-time game captain, a four-time Academic All-Big Ten honoree, a three-time Academic All-District 5 team member and a two-time honorable mention All-Big Ten selection.
- Started all 12 games at left guard as a senior in 2018 and allowed just two sacks in 935 snaps.
- Started all 12 games at left guard as a junior in 2017 and recorded the most pass blocking snaps (569) among guards nationally without allowing a sack.
- Started all 13 games at left guard as a sophomore in 2016.
- Started the first six games and appeared in all 13 at left guard as a freshman in 2015.

**PERSONAL**

- Named first team all-state, all-region and all-conference as a senior in high school.
- Named league's offensive lineman of the year in 2012.
- Was a three-year football and three-year track and field letterwinner.
- Was an honor roll student in high school.
- Volunteered with Habitat for Humanity.

## MARTIN'S CAREER TOTALS

### REGULAR SEASON

YEAR	GP	GS
2019 WAS	9	5
2020 WAS	16	5
2021 NYG	4	0
<b>Totals</b>	<b>29</b>	<b>10</b>

### POSTSEASON

YEAR	GP	GS
2020 WAS	1	0
<b>Totals</b>	<b>1</b>	<b>0</b>

6-4 | 257  7TH YEAR

HOMETOWN: TUNICA, MISS.

HIGH SCHOOL: ROSA FORT



COLLEGE: MISSISSIPPI STATE (2012-14)

**2021 HIGHLIGHTS**

- Recorded two solo tackles in his Giants debut in Week 7 (vs. Carolina).
- Recorded three tackles (one solo) in Week 8 (at Kansas City).
- Totaled four tackles (two solo) in Week 9 (vs. Las Vegas).
- Started and notched five tackles (three solo) in Week 11 (at Tampa Bay).
- Recorded four tackles (two solo) in Week 12 (vs. Philadelphia).
- Started and totaled two tackles in Week 13 (at Miami).

**AT A GLANCE**

Benardrick McKinney was originally a second-round (43rd overall) draft pick by the Texans in 2015. McKinney has played in 86 regular season games with 79 starts and has totaled 545 tackles (322 solo), 11.5 sacks, 35 tackles for loss, 30 quarterback hits, four forced fumbles, two fumble recoveries and one interception. He's also played in six postseason games (six starts) and totaled 44 tackles (23 solo), two passes defended and one quarterback hit. McKinney signed with the Giants on Oct. 18, 2021.

**COLLEGE**

- Played three seasons (2012-14) at Mississippi State University in Starkville, Miss. after redshirting the 2011 campaign.

- One of the all-time great linebackers in school history, becoming the program's first first-team All-America linebacker since 1999.

- Mississippi State's top tackler in his final two seasons.

- Played in 39 games with 36 starts in three seasons with the Bulldogs.

- Recorded 244 total tackles, 19.5 tackles for loss, 7.5 sacks, seven passes defended and six fumble recoveries.

- First-team All-America honors in 2014 from the Football Writers Association, ESPN, Phil Steele and Sports Illustrated.

- Started all 13 games at middle linebacker and for the second straight year in 2014, was the Bulldogs' top tackler recording 71 with eight tackles for loss, 3.0 sacks, four passes defended, three fumble recoveries and one forced fumble.

- Named to College Football News' All-Sophomore squad in 2013 when he racked up a team-best 71 total tackles, which ranked fourth among all sophomores in the SEC, and tied for the team lead in tackles for loss with 7.0 and sacks with 3.5.

- Named a First-Team Freshman All-American by CBSsports.com, FoxsportsNext, Phil Steele and CollegeFootballNews.com in 2012.

- Led all SEC freshmen and tied for second among freshman in the FBS with 102 total tackles in 2012, which also ranked sixth overall in the SEC, while playing in all 13 games (10 starts).

- Earned All-SEC Freshman honors by the SEC coaches and ESPN.com in 2012 when he totaled 4.5 tackles for loss, a sack, four pass breakups and a fumble recovery.

**PERSONAL**

- Majored in Industrial Technology.

- Was the first Rosa Fort player to sign with an SEC program since 2001.

- Selected by the state's high school coaches to the North/South All-Star Game as a linebacker.

- Started at quarterback for Rosa Fort during senior season and accounted for 2,036 total yards of offense and 22 touchdowns with 1,334 passing and 702 yards on the ground.

- Started for the Rosa Fort basketball team.

## MCKINNEY'S CAREER TOTALS

### REGULAR SEASON

YEAR	TACKLES							
	GP	GS	T	A	TOT	SKS	FF	FR
2015 HOU	14	11	35	23	58	1.0	0	0
2016 HOU	16	16	79	50	129	5.0	1	0
2017 HOU	16	16	62	33	95	3.0	1	0
2018 HOU	16	16	63	42	105	1.5	1	0
2019 HOU	14	14	54	47	101	1.0	1	2
2020 HOU	4	4	19	18	37	0.0	0	0
2021 NYG	6	2	10	10	20	0.0	0	0
<b>Totals</b>	<b>86</b>	<b>79</b>	<b>322</b>	<b>223</b>	<b>545</b>	<b>11.5</b>	<b>4</b>	<b>2</b>

Additional Statistics: 2015 – 7 tackles for loss, 2 quarterback hits; 2016 – 8 tackles for loss, 11 quarterback hits, 2 passes defended; 2017 – 8 quarterback hits, 10 tackles for loss, 1 pass defended; 2018 – 5 tackles for loss, 5 quarterback hits, 1 interception, 7 passes defended; 2019 – 4 tackles for loss, 4 quarterback hits, 3 passes defended; 2020 – 1 tackle for loss, 1 pass defended.

### POSTSEASON

YEAR	TACKLES							
	GP	GS	T	A	TOT	SKS	FF	FR
2015 HOU	1	1	4	5	9	0.0	0	0
2016 HOU	2	2	6	6	12	0.0	0	0
2018 HOU	1	1	5	4	9	0.0	0	0
2019 HOU	2	2	8	6	14	0.0	0	0
<b>Totals</b>	<b>6</b>	<b>6</b>	<b>23</b>	<b>21</b>	<b>44</b>	<b>0.0</b>	<b>0</b>	<b>0</b>

Additional Statistics: 2016 – 2 passes defended; 2019 – 1 quarterback hit.

6-0 | 201  2ND YEARHOMETOWN: ROSWELL, GA.  
HIGH SCHOOL: ROSWELL

COLLEGE: ALABAMA (2017-19)

**2021 HIGHLIGHTS**

- Started at safety and registered three solo tackles and two passes defended in Week 1 (vs. Denver).
- Recorded three tackles (one solo) in Week 2 (at Washington).
- Started at safety and notched six tackles (five solo) in Week 3 (vs. Atlanta).
- Started at safety and notched six tackles (three solo) in Week 4 (at New Orleans).
- Started and recorded six tackles (five solo) in Week 5 (at Dallas).
- Started and totaled three solo tackles, two interceptions and two passes defended in Week 6 (vs. Los Angeles Rams).
- Started and totaled five tackles (three solo) and one pass defended in Week 7 (vs. Carolina).
- Started and recorded six tackles (three solo) in Week 8 (at Kansas City).
- Started and totaled seven tackles (four solo), two interceptions, including one returned for a touchdown, and two passes defended in Week 9 (vs. Las Vegas).
- Started and notched seven tackles (five solo) in Week 11 (at Tampa Bay).
- Started and totaled eight tackles (four solo), one interception and two passes defended in Week 12 (vs. Philadelphia).
- Started and recorded six tackles (four solo) and one tackle for loss in Week 13 (at Miami).

**AT A GLANCE**

**Xavier McKinney** was originally a second-round (36th overall) draft choice by the Giants in 2020. Returned from injury in Week 11 of the 2020 season (at Cincinnati) and played the final six games of the season, starting four. His career totals include 91 tackles (57 solo), six interceptions, ten passes defended and two tackles for loss.

**COLLEGE CAREER**

- In three years at Alabama, McKinney played in 41 games with starts in each of his last 28 games.
- Totaled 176 tackles (108 solo), including 13 tackles for loss, 6.0 sacks, five interceptions – two of which were returned for touchdowns – 20 passes defended, five forced fumbles and one fumble recovery.
- As a junior in 2019, started all 13 games.
- Named first-team All-SEC by the league's coaches and the AP.
- Selected 2nd-team All-America by the AFCA, The Sporting News and Walter Camp and 3rd team by the AP.
- Named a semifinalist for the Thorpe Award, presented annually to the nation's top defensive back.
- Finished 10th in the SEC in tackles with a team and career-high 95 tackles (59 solo).

**PERSONAL**

- As a senior at Roswell High School in 2016, was selected as the Georgia Class 7A Defensive Player of the Year by the Atlanta Journal-Constitution.
- Recorded 82 tackles, seven interceptions, nine pass breakups, two forced fumbles and two recoveries as a senior in 2016.
- In his junior season, had 111 tackles, including four for a loss and two sacks, 13 pass breakups and nine interceptions, two of which were returned for touchdowns.

# TOGETHERBLUE

## MCKINNEY'S CAREER TOTALS

REGULAR SEASON				TACKLES					INTERCEPTIONS					
YEAR	GP	GS	T	A	TOT	PD	FF	FR	NO	YDS	AVG	LG	TD	
2020 NYG	6	4	14	10	24	1	0	0	1	0	0.0	0	0	
2021 NYG	12	11	43	24	67	9	0	0	5	64	12.8	41	1	
<b>Totals</b>	<b>18</b>	<b>15</b>	<b>57</b>	<b>34</b>	<b>91</b>	<b>10</b>	<b>0</b>	<b>0</b>	<b>6</b>	<b>64</b>	<b>10.7</b>	<b>41</b>	<b>1</b>	

Additional Statistics: 2020 – 1 tackle for loss, 1 special teams tackle; 2021 – 1 tackle for loss.



**6-5 | 261**  **2ND YEAR**

**HOMETOWN:** PHILADELPHIA, PA.  
**HIGH SCHOOL:** CHELTENHAM



**COLLEGE:** TEMPLE (2014-18)



### 2021 HIGHLIGHTS

- Made his Giants debut and saw action on offense in Week 2 (at Washington).
- Did not play in Week 3 (vs. Atlanta).
- Did not play in Week 4 (at New Orleans).
- Saw action on offense in Week 11 (at Tampa Bay).
- Made his first career start, caught a touchdown on his first career reception and finished with two receptions for 11 yards in Week 12 (vs. Philadelphia).
- Played on offense and special teams in Week 13 (at Miami).

### AT A GLANCE

Chris Myarick was originally signed as an undrafted free agent by the Miami Dolphins on May 9, 2019. He signed to the Giants practice squad on Sept. 2, 2021. Myarick has played in seven games in his career, starting one.

### COLLEGE CAREER

- Played in 13 games in 2018, totaling 14 receptions for 146 yards and one touchdown.
- In 2017, played in 12 games catching eight passes for 68 yards.
- As a redshirt sophomore in 2016, played in all 14 games on special teams and double tight end packages.
- Played in four games, mostly on special teams, in his redshirt freshman year in 2015.
- Redshirted in 2014 as a freshman.

### PERSONAL

- Majored in marketing at Temple and is pursuing a masters in innovation management and entrepreneurship.
- Has volunteered for the Lupus Foundation of America for over 10 years.
- Son of Annette and Albert Myarick and has a dog named Trinity.



## MYARICK'S CAREER TOTALS

### REGULAR SEASON

### RECEIVING

YEAR	GP	GS	NO	YDS	AVG	LG	TD
2020 MIA	3	0	0	0	0.0	0	0
2021 NYG	4	1	2	11	5.5	10	1
<b>Totals</b>	<b>7</b>	<b>1</b>	<b>2</b>	<b>11</b>	<b>5.5</b>	<b>10</b>	<b>1</b>

**6-3 | 240**  **ROOKIE**

**HOMETOWN: MARIETTA, GA.**  
**HIGH SCHOOL: MARIETTA**



**COLLEGE: GEORGIA (2018-20)**



### 2021 HIGHLIGHTS

- Made his NFL debut on defense and recorded three tackles (two solo) and 1.0 sack in Week 1 (vs. Denver), making Ojulari the first Giants defender with a full sack in his NFL debut since William Joseph on Sept. 7, 2003.
- Made his first start at linebacker and recorded one solo tackle and 1.0 sack in Week 2 (at Washington).
- Played on defense and recorded three tackles (one solo), 1.0 sack, one quarterback hit, one tackle for loss and one forced fumble in Week 3 (vs. Atlanta). He became the fifth player 21 or younger in NFL history to record at least 1.0 sack in each of his first three career games.
- Played on defense and recorded four tackles (one solo) in Week 4 (at New Orleans).
- Started at linebacker and totaled three solo tackles in Week 5 (at Dallas).
- Started at linebacker and recorded two tackles (one solo) in Week 6 (vs. Los Angeles Rams).
- Started at linebacker and recorded five tackles (three solo), 2.5 sacks, four quarterback hits and three tackles for loss in Week 7 (vs. Carolina).
- Started at linebacker and totaled two solo tackles and one tackle for loss in Week 8 (at Kansas City).
- Started at linebacker and recorded two tackles (one solo) and one pass defended in Week 9 (vs. Las Vegas).
- Started at linebacker and totaled two solo tackles in Week 11 (at Tampa Bay).
- Started at linebacker and recorded five tackles (two solo) in Week 12 (vs. Philadelphia).
- Started at linebacker and finished with four tackles (three solo), 1.0 sack, one quarterback hit and one tackle for loss in Week 13 (at Miami).



### AT A GLANCE

Azeez Ojulari was originally a second-round (50th overall) draft choice by the Giants in 2021. Ojulari played in 27 games with 23 starts in three seasons at Georgia. Totaled 71 tackles (41 solo), 19.5 tackles for loss, 14.0 sacks, five forced fumbles, one fumble recovery and one pass defended.



### COLLEGE CAREER

- Ojulari played in 27 games with 23 starts in three seasons at Georgia.
- Totaled 71 tackles (41 solo), 19.5 tackles for loss, 14.0 sacks, five forced fumbles, one fumble recovery and one pass defended.
- As a redshirt sophomore in 2020, Ojulari started in all 10 of Georgia's games.
- Semifinalist for the Chuck Bednarik Award, which goes to the nation's top defensive player.
- Voted All-SEC 2nd Team by the league's head coaches and the AP.
- Defensive MVP of the Chick-fil-A Peach Bowl, where he had four solo tackles in the Bulldogs' win vs. Cincinnati, including a career-best 3.0 sacks.
- Led the SEC with 12.5 stops for loss, 8.5 sacks and four forced fumbles.

### PERSONAL

- Born in Austell, Ga., Ojulari began playing football at age 9.
- Lettered in football and basketball at Marietta (Ga.) High School, spending four varsity seasons as a pass rusher and tight end.
- Son of Nigerian immigrants, Monsuru and Bolanle.
- His maternal grandfather (Prince Twins Seven-Seven) was a Nigerian prince (descendent of an Ibadan king) and accomplished African artist.

## OJULARI'S CAREER TOTALS

### TACKLES

YEAR	GP	GS	T	A	TOT	SKS	TFL	FF	FR	PD
2021 NYG	12	9	22	14	36	6.5	7	1	0	1
<b>Totals</b>	<b>12</b>	<b>9</b>	<b>22</b>	<b>14</b>	<b>36</b>	<b>6.5</b>	<b>7</b>	<b>1</b>	<b>0</b>	<b>1</b>

Additional statistics: 2021 – 8 quarterback hits.

6-1 | 210  3RD YEAR

HOMETOWN: TULSA, OKLA.  
HIGH SCHOOL: JENKS



COLLEGE: OKLAHOMA (2014-17)



**2021 HIGHLIGHTS**

- Played on special teams in Week 8 (at Kansas City).
- Played on special teams in Week 11 (at Tampa Bay).
- Recorded one solo tackle, one pass defended and two special teams tackles in Week 12 (vs. Philadelphia).
- Played on defense and special teams in Week 13 (at Miami).

**AT A GLANCE**

Steven Parker was originally signed as an undrafted free agent by the Los Angeles Rams in 2018. He has played in 26 career games with four starts, totaling 25 tackles, two interceptions and four passes defended. Parker signed to the Giants practice squad on Sept. 21, 2021.



**COLLEGE CAREER**

- Started all 14 games as a senior and tied for fourth on the team with 63 tackles, ranking third with six breakups.
- Honorable mention All-Big 12 pick as a junior, starting all 13 games (12 at strong safety, one at nickel back), tying for second on the squad with two interceptions and tied for third with four breakups, making 63 tackles, three for losses, and recovering a fumble.
- As a sophomore started 13 games and totaled 60 tackles with 1.5 sacks.
- Notched four starts in 13 games played, posting 31 tackles and a sack as a true freshman.

**PERSONAL**

- Majored in communications.
- His grandfather, Charles Parker, enrolled at Oklahoma in 1955 and was one of the first four African-Americans to ever join the football program.
- Played both sides of the ball at Jenks High School in Tulsa, Okla., catching 33 passes for 594 yards and nine touchdowns while posting 34 tackles and four interceptions as a senior.

## PARKER'S CAREER TOTALS

YEAR	TACKLES							INTERCEPTIONS			
	GP	GS	T	A	TOT	TFL	SKS	PD	INT	FF	FR
2019 MIA	14	4	14	5	19	0	0.0	3	2	0	0
2020 DAL	8	0	3	2	5	0	0.0	0	0	0	0
2021 NYG	4	0	1	0	1	0	0.0	1	0	0	0
<b>Totals</b>	<b>26</b>	<b>4</b>	<b>18</b>	<b>7</b>	<b>25</b>	<b>0</b>	<b>0.0</b>	<b>4</b>	<b>2</b>	<b>0</b>	<b>0</b>

Additional Statistics: 2019 – 1 special teams tackle; 2020 – 3 special teams tackles; 2021 – 1 special teams tackle.

6-7 | 318  2ND YEAR

HOMETOWN: KINGSTON, JAMAICA

HIGH SCHOOL: GOVERNOR'S ACADEMY [MASS.]



COLLEGE: UCONN (2016-19)



## 2021 HIGHLIGHTS

- Saw action at right tackle in Week 1 (vs. Denver).
- Played on special teams in Week 2 (at Washington).
- Played on special teams in Week 3 (vs. Denver).
- Played on special teams in Week 4 (at New Orleans).
- Started at right tackle on an offensive line that didn't allow a sack in Week 5 (at Dallas).
- Played the majority of snaps at left tackle and saw action on special teams in Week 6 (vs. Los Angeles Rams).
- Started at left tackle in Week 7 (vs. Carolina).
- Started at left tackle in Week 8 (at Kansas City).
- Started at left tackle in Week 9 (vs. Las Vegas).
- Saw action on offense and special teams in Week 11 (at Tampa Bay).
- Saw action on offense and special teams in Week 12 (vs. Philadelphia).
- Played on special teams in Week 13 (at Miami).



## AT A GLANCE

**Matt Peart** originally was a third-round (99th pick overall) draft choice by the Giants in 2020. He started all 48 games in his four-year career at UConn – 24 at left tackle in his first two seasons and 24 at right tackle in his final two years. Anchored an offensive line that produced two 1,000-yard rushers in 2018 and another 1,000-yard rusher in 2019.

## COLLEGE CAREER

- Peart started all 48 games in his four-year career at UConn – 24 at left tackle in his first two seasons and 24 at right tackle in his final two years.
- Anchored an offensive line that produced two 1,000-yard rushers in 2018 and another 1,000-yard rusher in 2019.
- Honored as a 2019 first-team All-American Athletic Conference selection.
- Team captain and invitee to the 2020 Senior Bowl and NFL Combine.



## PEART'S CAREER TOTALS

### REGULAR SEASON

YEAR	GP	GS
2020 NYG	11	1
2021 NYG	12	4
<b>Totals</b>	<b>23</b>	<b>5</b>

**6-1 | 250**  **5TH YEAR**

**HOMETOWN: NORWALK, CALIF.**  
**HIGH SCHOOL: NORWALK**




**COLLEGE: IDAHO (2014-15)**



### 2021 HIGHLIGHTS

- Started at fullback and played special teams in Week 1 (vs. Denver).
- Played at fullback and on special teams, carried two times for five yards and made one special teams tackle in Week 2 (at Washington).
- Carried two times for six yards and played on special teams in Week 3 (vs. Atlanta).
- Started at fullback and played on special teams in Week 4 (at New Orleans).
- Carried one time for four yards and played on special teams in Week 5 (at Dallas).
- Carried three times for 15 yards and one touchdown, caught one pass for one yard and had two special teams tackles in Week 6 (vs. Los Angeles Rams).
- Carried nine times for 24 yards and had one special teams tackle in Week 7 (vs. Carolina).
- Caught one pass for 16 yards and played on special teams in Week 8 (at Kansas City).
- Carried five times for 35 yards and caught two passes for minus-eight yards in Week 9 (vs. Las Vegas).
- Saw action on offense and special teams in Week 11 (at Tampa Bay).
- Saw action on offense and notched two special teams tackles in Week 12 (vs. Philadelphia).
- Saw action on offense and special teams in Week 13 (at Miami).



### AT A GLANCE

Eli Penny was originally signed as a rookie free agent by the Arizona Cardinals on May 9, 2016. Waived on Sept. 3, 2016. Signed to Arizona's practice squad on Sept. 4, 2016. Signed by Arizona to a reserve/futures contract on Jan. 3, 2017. Waived by Arizona on Sept. 1, 2018. Signed to Arizona's practice squad on Sept. 2, 2018. Signed by the Giants from Arizona's practice squad on Sept. 19, 2018.

### OFF THE FIELD ACTIVITY

- Attended the Giants annual Jingle Jam holiday party for 600 New Jersey foster children, each of whom received winter coats, clothes, athletic equipment and enjoyed a night of dancing and fun activities.
- Packed 1,000+ care packages with front office staff, coaches and teammates that were donated to My Sisters' Place, a safe haven for victims of domestic violence and human trafficking.
- Encouraged children attending the free youth dental event known as Team Smile Event at MetLife Stadium.

### COLLEGE CAREER

- Played in 23 games with 14 starts in two seasons at Idaho after transferring from Cerritos College.
- Finished career with 385 carries for 1,748 yards and 22 touchdowns, and 39 catches for 346 yards and three scores.
- Also returned 15 kickoffs for 278 yards.
- Started all 12 games as a senior in 2015 and led the team with 1,159 rushing yards and 10 touchdowns on 246 attempts, plus 27 receptions for 239 yards and two scores.

### PERSONAL

- Graduated from Norwalk (Calif.) High School, where he played running back, defensive end and linebacker.
- As a senior, earned All-State honors and was named all-area each of his last two seasons.
- Brother, Rashaad, was a first-team All-American running back at San Diego State. Rashaad was drafted by Seattle in the first-round (27th overall) of the 2018 NFL Draft.

## PENNY'S CAREER TOTALS

REGULAR SEASON		RUSHING						RECEIVING					
YEAR	GP	GS	ATT	YDS	AVG	LG	TD	NO	YDS	AVG	LG	TD	
2017 ARI	16	0	31	124	4.0	14	2	4	38	9.5	18	0	
2018 NYG	14	3	7	25	3.6	8	0	8	50	6.3	16	0	
2019 NYG	16	1	15	39	2.6	6	0	2	9	4.5	9	0	
2020 NYG	14	0	6	15	2.5	5	0	2	20	10.0	11	0	
2021 NYG	12	2	22	89	4.0	12	1	4	9	2.3	16	0	
<b>Totals</b>	<b>72</b>	<b>6</b>	<b>81</b>	<b>292</b>	<b>3.6</b>	<b>14</b>	<b>3</b>	<b>20</b>	<b>126</b>	<b>6.3</b>	<b>18</b>	<b>0</b>	

Additional statistics: 2017 – 11 special teams tackles; 2018 – 2 special teams tackles; 2019 – 2 special teams tackles, 1 blocked punt recovery in the end zone for a touchdown; 2020 – 7 special teams tackles; 2021 – 6 special teams tackles.

Single-Game Highs: Rushing Attempts – 10 (at Washington, 12/17/17); Rushing Yards – 45 (at Washington, 12/17/17); Rushing Touchdowns – 1 (2 times); Receptions – 2 (3 times); Receiving Yards – 18 (vs. Tennessee, 12/10/17).

6-4 | 310  4TH YEAR

HOMETOWN: AUSTINTOWN, OHIO

HIGH SCHOOL: FITCH



COLLEGE: OHIO STATE (2013-17)



## 2021 HIGHLIGHTS

- Made his Giants debut on special teams in Week 1 (vs. Denver).
- Started at center in Week 2 (at Washington).
- Started at center in Week 3 (vs. Atlanta).
- Started at center for an offensive line that did not allow a sack in Week 4 (at New Orleans).
- Started at center for an offensive line that did not allow a sack in Week 5 (at Dallas).
- Started at center in Week 6 (vs. Los Angeles Rams).
- Started at center in Week 7 (vs. Carolina).
- Started at center in Week 8 (at Kansas City).
- Started at center in Week 9 (vs. Las Vegas).
- Started at center in Week 11 (at Tampa Bay).
- Started at center in Week 12 (vs. Philadelphia).
- Started at center in Week 13 (at Miami).



## AT A GLANCE

Billy Price was originally selected by the Bengals in the first round (21st overall) of the 2018 NFL Draft. He has played in 54 games with 30 starts and played in all 16 games last season for Cincinnati.

## COLLEGE CAREER

- Spent five years (2013-17) at Ohio State, with a redshirt season in 2013.
- Started all 55 possible games in his OSU career, setting the school record for both starts and consecutive starts.
- Two-time team captain (2016 and 2017).
- Aided blocking effort for OSU rushing offenses that led the Big Ten three times (2015-17) and ranked in the top-20 nationally all four years of his career.
- After spending first three seasons at guard, moved to center as a senior in 2017.
- In first season at center, won the Rimington Trophy as nation's most outstanding center, was unanimous first-team All-American, won Rimington-Pace Big Ten Offensive Lineman of the Year and was first-team All-Big Ten (coaches and media) and Academic All-Big Ten Conference.
- As a redshirt freshman in 2014, started all 15 games at guard and helped OSU to a national title.

## PERSONAL

- Played defensive line in high school and as a senior in 2012 was named first-team all state and Division I co-defensive player of the year in Ohio by AP.
- Helped Fitch to state playoff berths as a sophomore, junior and senior.
- Also competed in track and field (discus and shotput).
- Business administration major at Ohio State, with a specialization in operations management.
- Two-time Academic All-Big Ten Conference (2014 and '17), two-time OSU Scholar-Athlete ('13 and '14).
- Married to his wife, Taylor.

## PRICE'S CAREER TOTALS

### REGULAR SEASON

YEAR	GP	GS
2018 CIN	10	10
2019 CIN	16	8
2020 CIN	16	1
2021 NYG	12	11
<b>Totals</b>	<b>54</b>	<b>30</b>

6-2 | 252  6TH YEAR

HOMETOWN: MADISON, ALA.  
HIGH SCHOOL: BOB JONES



COLLEGE: ALABAMA (2012-15)



### COLLEGE CAREER

- Played in 53 games in four seasons at Alabama, where he had 222 tackles (116 solo), 4.0 sacks, one interception, 10 passes defended, four forced fumbles and three fumble recoveries.
- Played on teams that won the National Championship in 2012 and 2015 and the SEC title in 2012, 2014-15.
- First-team All-SEC in 2014-15.
- Became one of three linebackers in Crimson Tide history to earn unanimous first-team All-America honors.
- Named SEC Defensive Player of the Year after totaling a career-high 102 tackles (62 solo), 6.5 tackles for loss, 2.5 sacks, five passes defended, four quarterback hurries and two forced fumbles.

### PERSONAL

- Graduated with a degree in consumer affairs.
- Starred in football, basketball and track & field (shot put and discus).
- In 2009, had 40 receptions and six touchdowns as a tight end and six touchdowns.
- Played on the school's 2010 state champion basketball team.

### AT A GLANCE

**Reggie Ragland** was originally a second-round (41st overall) draft choice by the Buffalo Bills in 2016. Ragland has played in 70 regular season games with 45 starts and in six postseason games with four starts — including Kansas City's victory vs. San Francisco in Super Bowl LIV. Career totals include 269 tackles (165 solo), 3.5 sacks, 16 tackles for loss, one interception, one forced fumble and two fumble recoveries in the regular season and 30 tackles (21 solo) and one interception in the postseason.



### 2021 HIGHLIGHTS

- Made his Giants debut on defense and recorded seven tackles (three solo) in Week 1 (vs. Denver).
- Notched two tackles (one solo) in Week 2 (at Washington).
- Recorded four tackles (three solo) in Week 3 (vs. Atlanta).
- Started and recorded eight tackles (four solo) in Week 4 (at New Orleans).
- Started and totaled seven tackles (five solo), one tackle for loss, one fumble recovery and one pass defended in Week 5 (at Dallas).
- Started and notched seven tackles (four solo) and one pass defended in Week 6 (vs. Los Angeles Rams).
- Started and made one solo tackle in Week 7 (vs. Carolina).
- Started and recorded five tackles (three solo) in Week 8 (at Kansas City).
- Started and totaled four tackles (one solo) in Week 9 (vs. Las Vegas).
- Recorded three tackles (two solo) and one quarterback hit in Week 11 (at Tampa Bay).
- Started and totaled five tackles (three solo) and one tackle for loss in Week 12 (vs. Philadelphia).
- Notched six tackles (five solo) in Week 13 (at Miami).

## RAGLAND'S CAREER TOTALS

REGULAR SEASON			TACKLES					INTERCEPTIONS						
YEAR	GP	GS	T	A	TOT	PD	SKS	FF	FR	NO	YDS	AVG	LG	TD
2016 BUF	Injured Reserve													
2017 KC	12	10	31	13	44	0	0.0	0	0	0	0	0.0	0	0
2018 KC	16	15	46	40	86	1	0.5	0	0	1	67	67.0	67	0
2019 KC	14	7	23	6	29	0	2.0	0	1	0	0	0.0	0	0
2020 DET	16	6	30	21	51	1	1.0	1	0	0	0	0.0	0	0
2021 NYG	12	7	35	24	59	2	0.0	0	1	0	0	0.0	0	0
<b>Totals</b>	<b>70</b>	<b>45</b>	<b>165</b>	<b>104</b>	<b>269</b>	<b>4</b>	<b>3.5</b>	<b>1</b>	<b>2</b>	<b>1</b>	<b>67</b>	<b>67.0</b>	<b>67</b>	<b>0</b>

Additional Statistics: 2017 – 4 tackles for loss; 2018 – 2 tackles for loss, 1 quarterback hit, 1 pass defensed; 2019 – 4 tackles for loss, 3 quarterback hits, 1 special teams tackle; 2020 – 4 tackles for loss, 3 quarterback hits, 1 pass defensed, 1 special teams tackle; 2021 – 1 quarterback hit, 2 tackles for loss, 2 passes defensed.

POSTSEASON			TACKLES					INTERCEPTIONS						
YEAR	GP	GS	T	A	TOT	PD	SKS	FF	FR	NO	YDS	AVG	LG	TD
2017 KC	1	1	5	4	9	0	0.0	0	0	0	0	0.0	0	0
2018 KC	2	2	9	5	14	1	0.0	0	0	1	0	0.0	0	0
2019 KC	3	1	6	2	8	0	0.0	0	0	0	0	0.0	0	0
<b>Totals</b>	<b>6</b>	<b>4</b>	<b>20</b>	<b>11</b>	<b>31</b>	<b>1</b>	<b>0.0</b>	<b>0</b>	<b>0</b>	<b>1</b>	<b>0</b>	<b>0.0</b>	<b>0</b>	<b>0</b>

Additional Statistics: 2018 – 1 pass defensed; 2019 – 1 tackle for loss.

6-1 | 194



2ND YEAR

HOMETOWN: FRISCO, TEXAS

HIGH SCHOOL: PRESTONWOOD CHRISTIAN



COLLEGE: GEORGIA (2017-19)

**2021 HIGHLIGHTS**

- Saw action on special teams for the Rams in Week 2 (at Indianapolis).

- Inactive in Week 8 (at Kansas City).

- Made his Giants debut and recorded one special teams tackle in Week 9 (vs. Las Vegas).

- Totaled four tackles (two solo) and one special teams tackle in Week 11 (at Tampa Bay).

- Recorded five tackle (two solo) and one special teams tackle in Week 12 (vs. Philadelphia).

- Played on special teams in Week 13 (at Miami).

**AT A GLANCE**

J.R. Reed originally signed as an undrafted free agent with the Jaguars in 2020. In 2020, Reed played seven games with the Rams. He was signed off of the Rams practice squad by the Giants on October 27, 2021.

**COLLEGE**

- Selected All-SEC 1st Team by the coaches as a senior in 2019.

- Named one of four permanent team captains.

- Started the first 13 games and finished with 54 total tackles, one interception, seven pass breakups and one fumble recovery.

- As a junior in 2018, started at safety in all 14 games and finished with 66 tackles, 1.0 sack, two interceptions and two pass breakups.

- As a sophomore in 2017, named Associated Press All-SEC 2nd Team.

- Started in all 15 games, recording 79 total tackles, 1.5 sacks, two interceptions, five pass breakups and two fumble recoveries.

- Transferred to Georgia from Tulsa in 2016.

- As a freshman at Tulsa in 2015, played in 13 games, totaling five tackles and a pass breakup.

**PERSONAL**

- Majored in communication studies.

- Recipient of the Col. Robert L. Jackson Family Scholarship.

- Father, Jake, played in the NFL for 12 seasons with the Minnesota Vikings and New Orleans Saints.



## REED'S CAREER TOTALS

REGULAR SEASON			TACKLES						INTERCEPTIONS				
YEAR	GP	GS	T	A	TOT	PD	FF	FR	NO	YDS	AVG	LG	TD
2020 LAR	7	0	0	0	0	0	0	0	0	0	0.0	0	0
2021 LAR/NYG	5	0	4	5	9	0	0	0	0	0	0.0	0	0
<b>Totals</b>	<b>12</b>	<b>0</b>	<b>4</b>	<b>5</b>	<b>9</b>	<b>0</b>	<b>0</b>	<b>0</b>	<b>0</b>	<b>0</b>	<b>0.0</b>	<b>0</b>	<b>0</b>

Additional Statistics: 2020 – 2 special teams tackles; 2021 – 3 special teams tackles.

6-1 | 193  ROOKIE

HOMETOWN: DEERFIELD BEACH, FLA.  
HIGH SCHOOL: DEERFIELD BEACH



COLLEGE: CENTRAL FLORIDA (2016-20)



## AT A GLANCE

Aaron Robinson was originally a third round (71st overall) draft choice by the Giants in 2021.



## 2021 HIGHLIGHTS

- Recorded one tackle in his NFL debut in Week 8 (at Kansas City).
- Played on defense and special teams in Week 9 (vs. Las Vegas).
- Played on defense and special teams in Week 11 (at Tampa Bay).
- Recorded six tackles (four solo), one quarterback hit and two passes defended in Week 12 (vs. Philadelphia).
- Made his first career start and totaled seven tackles (four solo) and one pass defended in Week 13 (at Miami).

## COLLEGE CAREER

- Played in 29 games with 19 starts at Central Florida after beginning his collegiate career at Alabama for one season.
- Three-year totals at UCF include 104 tackles (77 solo), 6.5 stops for loss, 21 passes defended, three interceptions, one forced fumble and one fumble recovery.
- In 2020, started all nine games in which he played.
- Earned 2nd-team All-American Athletic Conference honors.
- Totaled 41 tackles (31 solo), one tackle for loss, a team-high seven pass breakups, one forced fumble and one fumble recovery in 2020.

## PERSONAL

- Interdisciplinary studies major.
- Originally attended West Boca High School before transferring to Deerfield Beach High School for his final two seasons.
- Was a teammate of wideout Jerry Jeudy, the Denver Broncos' first round draft choice in 2020.
- Played wide receiver, cornerback and safety.
- As a senior in 2015 he posted 41 tackles and four interceptions to earn first-team All-Class 8A honors.
- Ran track for Deerfield.
- Cousin, Denard Robinson, was an All-American at Michigan and a fifth-round pick (No. 135 overall) by Jacksonville in the 2013 NFL Draft who played four seasons in the NFL.

#TOGETHERBLUE

## ROBINSON'S CAREER TOTALS

YEAR	GP	GS	T	TACKLES			INTERCEPTIONS				
				A	TOT	TFL	SKS	PD	INT	FF	FR
2021 NYG	5	1	8	6	14	0	0.0	3	0	0	0
<b>Totals</b>	<b>5</b>	<b>1</b>	<b>8</b>	<b>6</b>	<b>14</b>	<b>0</b>	<b>0.0</b>	<b>3</b>	<b>0</b>	<b>0</b>	<b>0</b>

6-3 | 245



ROOKIE

HOMETOWN: RANDALLSTOWN, MD.  
HIGH SCHOOL: NEW TOWN

COLLEGE: MIAMI (2017-19)



## 2021 HIGHLIGHTS

- Inactive in Week 1 (vs. Denver).
- Inactive in Week 2 (at Washington).
- Made his Giants debut on defense in Week 3 (vs. Atlanta).
- Played on defense and special teams in Week 4 (at New Orleans).
- Recorded one tackle in Week 5 (at Dallas).
- Inactive in Week 6 (vs. Los Angeles Rams).
- Recorded three solo tackles, one stuff and one tackle for loss in Week 7 (vs. Carolina).
- Made his first career start and totaled three tackles (one solo), one quarterback hit and one tackle for loss in Week 8 (at Kansas City).
- Started and totaled four tackles (two solo), his first career sack, two quarterback hits and one forced fumble in Week 9 (vs. Las Vegas).
- Started and recorded six tackles (four solo) and one tackle for loss in Week 11 (at Tampa Bay).
- Recorded two solo tackles and one special teams tackles in Week 12 (vs. Philadelphia).
- Finished with six tackles (three solo), 1.0 sack, one quarterback hit and one tackle for loss in Week 13 (at Miami).



## AT A GLANCE

Quincy Roche was originally drafted in the sixth-round (216th overall) by the Pittsburgh Steelers in the 2021 NFL Draft. A transfer from Temple to Miami, Roche delivered 45 tackles, including 14.5 tackles for loss and 4.5 sacks, and tied for the ACC lead with three forced fumbles and two fumble recoveries in 10 games, all of which were starts. He was claimed off of waivers by the Giants on September 1, 2021.

## COLLEGE CAREER

- Started all 10 games at defensive end in the regular season and finished with 45 tackles, including 14.5 tackles for loss and 4.5 sacks.
- Tied for ACC lead with three forced fumbles and had two fumbles recovered.
- Ranked second on Hurricanes and third in ACC with 14.5 tackles for loss.
- Named ACC Defensive Lineman of the Week after dominant outing vs. Pittsburgh (Oct. 17), finishing with a season-high seven tackles (four solo), including 4.0 tackles for loss, one forced fumble and one fumble recovery.
- Earned second ACC Defensive Lineman of the Week honor after dominant outing in start at Duke (Dec. 5), finishing with six tackles, three tackles for loss, 1.5 sacks, one forced fumble and one fumble recovery.
- Registered 39.5 tackles for loss, 26.0 sacks, five forced fumbles and six fumble recoveries in his 39-game collegiate career with Temple (2017-19).

## PERSONAL

- Parents are Marlene and Franklin Roche Sr.
- Has three brothers and three sisters.
- Took a week-long class in Rome as part of Temple's STHM (Sports, Tourism, Hospitality Management) program in the spring of 2019.
- Graduated with a degree in communications from Temple.

## ROCHE'S CAREER TOTALS

YEAR	GP	GS	TACKLES			TOT	SKS	TFL	FF	FR	PD
			T	A							
2021 NYG	9	3	15	10	25	2.0	4	1	0	0	
<b>Totals</b>	<b>9</b>	<b>3</b>	<b>15</b>	<b>10</b>	<b>25</b>	<b>2.0</b>	<b>4</b>	<b>1</b>	<b>0</b>	<b>0</b>	

Additional Statistics: 2021 – 4 quarterback hits.

5-11 | 190  5TH YEAR

HOMETOWN: LONG BEACH, CALIF.

HIGH SCHOOL: JORDAN



COLLEGE: WASHINGTON (2013-16)

## 2021 HIGHLIGHTS

- Caught three passes for 77 yards and a touchdown in his Giants debut in Week 4 (at New Orleans).
- Caught one pass for 13 yards in Week 5 (at Dallas).
- Saw action on offense in Week 6 (vs. Los Angeles Rams).
- Started and caught two passes for 27 yards in Week 7 (vs. Carolina).
- Caught two passes for 72 yards and returned one kickoff for 12 yards in Week 8 (at Kansas City).
- Played on offense and special teams in Week 9 (vs. Las Vegas).
- Carried one time for 16 yards in Week 11 (at Tampa Bay).
- Caught two passes for 28 yards in Week 12 (vs. Philadelphia).
- Saw action on offense in Week 13 (at Miami).



## AT A GLANCE

John Ross III was originally a first round (ninth overall) draft choice by the Cincinnati Bengals in 2017. He signed as a free agent with the Giants on March 17, 2021. Ross has played in 36 games with 21 starts, totaling 61 receptions for 950 yards (15.6-yard avg.) and 11 touchdowns, with a long catch of 66 yards.

## COLLEGE CAREER

- Spent four seasons (2013-16) at the University of Washington, with a redshirt year in 2015 due to a knee injury.
- Played in 40 games in his three active seasons.
- Caught 114 passes for 1,729 yards (15.2-yard avg.) and 22 touchdowns, with a long reception of 91 yards.
- Rushed for 195 yards on 20 carries and averaged 24.1 yards.
- Scored a school-record four touchdowns on 86 kickoff returns.
- Played on offense (WR), defense (CB) and special teams (KOR, PR) before playing primarily wideout and kickoff return in 2016.
- Had five career scoring plays of 90 yards or longer.
- Ran a 4.22-second 40-yard dash at the 2017 NFL Scouting Combine, a combine record.

## PERSONAL

- American ethnic studies major.
- Played wide receiver, cornerback and punt and kickoff returner in high school.
- As a senior in 2012, named the Moore League Offensive Player of the Year and was Co-Player of the Year as a junior.
- Also ran track in high school.
- Played under coach Snoop Dogg in the Snoop Youth Football League and has maintained a relationship with the rap legend over the years.

# TOGETHERBLUE

## ROSS'S CAREER TOTALS

REGULAR SEASON		RECEIVING					
YEAR	GP	GS	NO	YDS	AVG	LG	TD
2017 CIN	3	1	0	0	0.0	0	0
2018 CIN	13	10	21	210	10.0	39†	7
2019 CIN	8	8	28	506	18.1	66†	3
2020 CIN	3	1	2	17	8.5	15	0
2021 NYG	9	1	10	217	21.7	52†	1
<b>Totals</b>	<b>36</b>	<b>21</b>	<b>61</b>	<b>950</b>	<b>15.6</b>	<b>66†</b>	<b>11</b>

Additional Statistics: 2017 – 1 rushing attempt for 12 yards; 2018 – 4 rushing attempts for 9 yards; 2019 – 3 rushing attempts for 4 yards; 2021 – 1 rushing attempt for 16 yards, 1 kickoff return for 12 yards.

**6-6 | 265**  **11TH YEAR****HOMETOWN: CINCINNATI, OHIO****HIGH SCHOOL: ELDER****COLLEGE: NOTRE DAME (2008-10)****2021 HIGHLIGHTS**

- Made Giants debut at tight end and caught two passes for eight yards in Week 1 (vs. Denver).
- Started at tight end and caught two passes for 25 yards in Week 2 (at Washington).
- Started at tight end in Week 3 (vs. Atlanta).
- Caught two passes for 24 yards in Week 4 (at New Orleans).
- Started and caught one pass for 14 yards in Week 5 (at Dallas).
- Started and caught one pass for eight yards in Week 6 (vs. Los Angeles Rams).
- Started and caught two passes for eight yards in Week 7 (vs. Carolina).
- Caught two passes for 12 yards and a touchdown in Week 8 (at Kansas City).
- Started and caught four passes for 20 yards in Week 9 (vs. Las Vegas).
- Started and caught one pass for 28 yards in Week 11 (at Tampa Bay).
- Inactive in Week 12 (vs. Philadelphia).
- Started and caught two passes for 18 yards in Week 13 (at Miami).

**AT A GLANCE**

**Kyle Rudolph** was originally a second-round (43rd pick overall) draft choice by the Minnesota Vikings in 2011. He signed as a free agent by the Giants on March 24, 2021. In 10 seasons with the Vikings, Rudolph played in 140 regular season games with 132 starts and started all six postseason games in which he played. He has caught 472 passes for 4,653 yards (9.9-yard avg.) and 49 touchdowns in his career. He's also recorded 16 receptions for 154 yards (9.6-yard avg.) and two touchdowns in the playoffs. Rudolph holds Minnesota's records among tight ends for most career touchdowns (48) and most receptions in a season (83 in 2016). Rudolph's 453 catches and 48 touchdown receptions each rank fifth in Vikings history and his 4,488 receiving yards are ranked 10th. From 2015-19, Rudolph started all 65 of the Vikings' regular season and postseason games.

**COLLEGE CAREER**

- Played in 29 games with 28 starts in three seasons at Notre Dame.
- Started all 13 games as a freshman to become the first in Notre Dame history to accomplish that feat and was also the first tight end to make his debut as a starter for Notre Dame.
- Registered 90 receptions for 1,032 yards (11.5-yard avg.) and eight touchdowns, adding a pair of solo tackles that included a three-yard sack.
- Set a school record for receiving yards in a game by a tight end with 164 vs. Michigan in 2010 with 164 yards, including a 95-yarder that was the second-longest completion in Notre Dame history.

**PERSONAL**

- Married to wife, Jordan, in 2016, and has three children, twin girls, Andersyn and Finley, and son, Henry.
- Majored in management consulting at Notre Dame.
- Member of National Honor Society at Cincinnati's Elder High and played football and basketball.
- Earned first-team All-American honors as a senior tight end from USA Today.
- A basketball center, he was named his conference's Player of the Year three times and All-Southwest Ohio in 2007, and was just the second player in school history to surpass 1,000 career points.
- Ended high school career as the second-leading scorer in Elder High history.

**#TOGETHERBLUE**



## RUDOLPH'S CAREER TOTALS

### REGULAR SEASON

YEAR	RECEIVING						
	GP	GS	NO	YDS	AVG	LG	TD
2011 MIN	15	8	26	249	9.6	41	3
2012 MIN	16	16	53	493	9.3	29	9
2013 MIN	8	8	30	313	10.4	31†	3
2014 MIN	9	8	24	231	9.6	23	2
2015 MIN	16	16	49	495	10.1	47†	5
2016 MIN	16	16	83	840	10.1	44	7
2017 MIN	16	16	57	532	9.3	34	8
2018 MIN	16	16	64	634	9.9	44†	4
2019 MIN	16	16	39	367	9.4	32†	6
2020 MIN	12	12	28	334	11.9	25	1
2021 NYG	11	8	19	165	8.7	28	1
<b>Totals</b>	<b>151</b>	<b>140</b>	<b>472</b>	<b>4,653</b>	<b>9.9</b>	<b>47†</b>	<b>49</b>

### POSTSEASON

YEAR	RECEIVING						
	GP	GS	NO	YDS	AVG	LG	TD
2012 MIN	1	1	3	42	14.0	23	0
2015 MIN	1	1	1	24	24.0	24	0
2017 MIN	2	2	6	53	8.8	25†	1
2019 MIN	2	2	6	35	5.8	13	1
<b>Totals</b>	<b>6</b>	<b>6</b>	<b>16</b>	<b>154</b>	<b>9.6</b>	<b>25†</b>	<b>2</b>

S-11 | 195  9TH YEAR

HOMETOWN: VOORHEES, N.J.

HIGH SCHOOL: EASTERN



COLLEGE: RUTGERS (2010-12)

### COLLEGE CAREER

- Started 27 of 37 games at cornerback for Rutgers and recorded 170 career tackles with 0.5 sack, 11 stops for losses of 49 yards and a quarterback pressure. Also forced two fumbles and recovered four others, returning one 18 yards. Deflected 39 passes and made seven interceptions for 73 yards in returns, including one touchdown.

- As a junior (2012), started all 13 games, recording 94 tackles, 17 pass breakups and four interceptions. Named to the All-Big East first team at cornerback and was named a semifinalist for the Jim Thorpe Award, given annually to college football's top defensive back.

- As a sophomore (2011), started all 13 games and recorded 67 tackles, including 5.5 tackles for loss and 0.5 sack. Named All-Big East second team for his efforts. Was a member of the Big East All-Academic Football Team.

- As a redshirt freshman (2010), appeared in 11 games at cornerback and posted nine tackles. Named a member of the Big East All-Academic Football Team.

### NFL HONORS AND AWARDS



SUPER BOWL XLIX  
CHAMPION



SUPER BOWL LI  
CHAMPION



### AT A GLANCE

Logan Ryan was originally selected by the New England Patriots in the third round (83rd overall) of the 2013 NFL Draft. With New England, Ryan compiled 236 tackles (186 solo), 2.5 sacks, 13 interceptions, 41 passes defended and three forced fumbles in 64 games (40 starts), and 52 tackles (42 solo), 1.0 sack, one interception and six passes defended in the playoffs, winning two Super Bowls as a Patriot. After signing with the Titans, Ryan totaled 251 tackles (177 solo), 8.5 sacks, four interceptions, 38 passes defended and five forced fumbles in 45 regular season starts, as well as 40 tackles (31 solo), one interception returned for a touchdown and two passes defended in the postseason with Tennessee. Ryan signed with the Giants at the beginning of the 2020 season.

### 2021 HIGHLIGHTS

- Started at safety and recorded a team-high 10 tackles (eight solo), a forced fumble, fumble recovery, one quarterback hit and one tackle for loss in Week 1 (vs. Denver).
- Started at safety and notched seven tackles (five solo) in Week 2 (at Washington).
- Started at safety and totaled eight tackles (three solo) and one pass defended in Week 3 (vs. Atlanta).
- Started at safety and recorded nine tackles (four solo) and one pass defended in Week 4 (at New Orleans).
- Started and totaled eight tackles (six solo) in Week 5 (at Dallas).
- Started and notched seven tackles (five solo) and one pass defended in Week 6 (vs. Los Angeles Rams).
- Started and recorded four tackles (three solo) and two passes defended in Week 7 (vs. Carolina).
- Started and totaled nine tackles (seven solo) and one forced fumble in Week 8 (at Kansas City).
- Started and notched nine tackles (six solo) in Week 9 (vs. Las Vegas).
- Spent Weeks 11 and 12 on the Reserve/COVID list.
- Started and recorded eight tackles (five solo) in Week 13 (at Miami).

#TOGETHERBLUE

## RYAN'S CAREER TOTALS

REGULAR SEASON			TACKLES					INTERCEPTIONS						
YEAR	GP	GS	T	A	TOT	PD	SKS	FF	FR	NO	YDS	AVG	LG	TD
2013 NE	16	7	29	6	35	10	1.5	1	0	5	82	16.4	79†	1
2014 NE	16	6	25	10	35	6	0.0	1	0	2	0	0.0	0	0
2015 NE	16	14	58	16	74	14	0.0	0	0	4	39	9.8	25	0
2016 NE	16	13	74	18	92	11	1.0	1	0	2	46	23.0	46	0
2017 TEN	15	15	50	12	62	11	0.0	1	0	0	0	0.0	0	0
2018 TEN	14	14	54	22	76	8	4.0	0	0	0	0	0.0	0	0
2019 TEN	16	16	73	40	113	18	4.5	4	0	4	16	4.0	16	0
2020 NYG	16	15	67	25	92	9	1.0	3	2	1	15	15.0	15	0
2021 NYG	10	10	50	30	80	5	0.0	2	1	0	0	0.0	0	0
<b>Totals</b>	<b>135</b>	<b>110</b>	<b>480</b>	<b>179</b>	<b>659</b>	<b>92</b>	<b>12.0</b>	<b>13</b>	<b>3</b>	<b>18</b>	<b>198</b>	<b>11.0</b>	<b>79†</b>	<b>1</b>

Additional Statistics: 2013 – 1 tackle for loss, 3 quarterback hits; 2015 – 2 tackles for loss; 2016 – 2 tackles for loss, 3 quarterback hits; 2017 – 2 tackles for loss; 2018 – 4 tackles for loss, 5 quarterback hits; 2019 – 4 tackles for loss, 8 quarterback hits; 2020 – 1 tackle for loss, 4 quarterback hits; 2021 – 1 tackle for loss, 1 quarterback hit.

POSTSEASON		TACKLES					INTERCEPTIONS							
YEAR	GP	GS	T	A	TOT	PD	SKS	FF	FR	NO	YDS	AVG	LG	TD
2013 NE	2	0	9	3	12	0	0.0	0.0	0	0	0	0.0	0	0
2014 NE	3	0	4	0	4	1	0.0	1	0	0	0	0.0	0	0
2015 NE	2	2	13	1	14	1	0.0	0	0	0	0	0.0	0	0
2016 NE	3	3	16	6	22	4	1.0	0	0	1	23	23.0	23	0
2017 TEN	2	2	13	2	15	0	0.0	0	0	0	0	0.0	0	0
2019 TEN	3	3	18	7	25	2	0.0	0	0	1	9	9.0	9†	1
<b>Totals</b>	<b>15</b>	<b>10</b>	<b>73</b>	<b>19</b>	<b>92</b>	<b>8</b>	<b>1.0</b>	<b>1</b>	<b>0</b>	<b>2</b>	<b>32</b>	<b>16.0</b>	<b>23</b>	<b>1</b>

Additional Statistics: 2015 – one tackle for loss; 2016 – one tackle for loss, one quarterback hit; 2017 – one tackle for loss; 2019 – 2 tackles for loss.

6-2 | 345  7TH YEAR

HOMETOWN: AUBURN, WASH.  
HIGH SCHOOL: AUBURN



COLLEGE: WASHINGTON (2011-14)



### 2021 HIGHLIGHTS

- Saw action on defense and recorded two tackles (one solo) on his Giants debut in Week 1 (vs. Denver).
- Played on defense and recorded one tackle in Week 2 (at Washington).
- Saw action on defense and recorded one tackle in Week 3 (vs. Atlanta).
- Recorded four tackles (one solo) in Week 4 (at New Orleans).
- Totaled six tackles (two solo), 0.5 sack and one quarterback hit in Week 5 (at Dallas).
- Recorded two tackles (one solo) in Week 6 (vs. Los Angeles Rams).
- Inactive in Week 7 (vs. Carolina).
- Inactive in Week 8 (at Kansas City).
- Recorded one tackle in Week 9 (vs. Las Vegas).
- Totaled five tackles (four solo) and one tackle for loss in Week 11 (at Tampa Bay).
- Saw action on defense and special teams in Week 12 (vs. Philadelphia).
- Saw action on defense and special teams in Week 13 (at Miami).

### NFL HONORS AND AWARDS



SUPER BOWL LIII  
CHAMPION



### AT A GLANCE

Danny Shelton was originally a first-round (12th overall) draft choice by the Cleveland Browns in 2015. Signed as a free agent by the Giants on March 29, 2021. Shelton has played in 97 regular season games with 72 starts in seven seasons and has also played in three postseason games with two starts for the Patriots, including their Super Bowl LIII victory against the Rams. Career totals include 269 tackles (134 solo), 17 tackles for loss, 6.0 sacks, 19 quarterback hits and one forced fumble. He has nine tackles (seven solo), including one for loss, in the playoffs.

### COLLEGE CAREER

- Played in 53 games with starts in each of his last 42 appearances at Washington – 39 at nose guard, two at strongside tackle and one end at strongside end.
- Collected 208 tackles (111 solo), 11.5 sacks, 24.0 tackles for loss and 23 quarterback pressures.
- Recovered seven fumbles, blocked three kicks and deflected five passes.
- As a senior in 2014, started all 14 games and was named first-team All-America by The NFL Draft Report, USA Today, Scout.com, Associated Press and Sporting News, and was also named the best nose guard prospect eligible for the 2015 draft by The NFL Draft Report.
- Was a Bednarik Award (nation's top defensive player) semifinalist and a consensus All-Pac 12 Conference first-team choice.
- Became the first Husky to earn AP All-America and Academic All-America honors in the same season.

### PERSONAL

- Given name is Danny Saitieupumoni Shelton and his middle name means 'search for the truth.'
- Majored in anthropology.
- Spent two summers in Tahiti studying colonization and leading football clinics for adults.
- Brother, Kevin, played defensive end at Idaho from 2013-16.
- Was a 4A all-state first-team selection as a senior (2010) and junior (2009) in high school.
- Also lettered in wrestling in high school.
- Received national attention for his excellence throwing the discus and shot put for the track team, and won the Washington Interscholastic Activities Association state shot put championship with a throw of 60' 1" as a senior in 2011.

## SHELTON'S CAREER TOTALS

### REGULAR SEASON

YEAR	TACKLES							
	GP	GS	T	A	TOT	SKS	FF	FR
2015 CLE	16	15	19	17	36	0.0	0	0
2016 CLE	16	16	32	27	59	1.5	0	0
2017 CLE	14	14	20	13	33	0.0	0	0
2018 NE	13	1	10	11	21	0.0	0	0
2019 NE	16	14	30	31	61	3.0	1	0
2020 DET	12	12	15	22	37	1.0	0	0
2021 NYG	10	0	8	14	22	0.5	0	0
<b>Totals</b>	<b>97</b>	<b>72</b>	<b>134</b>	<b>135</b>	<b>269</b>	<b>6.0</b>	<b>1</b>	<b>0</b>

Additional Statistics: 2015 – 4 tackles for loss; 2016 – 2 tackles for loss, 6 quarterback hits; 2017 – 5 tackles for loss, 1 quarterback hit, 1 pass defensed; 2018 – one tackle for loss, 1 quarterback hit, 2 passes defensed; 2019 – 2 tackles for loss, 6 quarterback hits; 2020 – 2 tackles for loss, 4 quarterback hits, 1 pass defensed; 2021 – 1 tackle for loss, 1 quarterback hit, 2 passes defensed.

### POSTSEASON

YEAR	TACKLES							
	GP	GS	T	A	TOT	SKS	FF	FR
2018 NE	2	1	2	0	2	0.0	0	0
2019 NE	1	1	5	2	7	0.0	0	0
<b>Totals</b>	<b>3</b>	<b>2</b>	<b>7</b>	<b>2</b>	<b>9</b>	<b>0.0</b>	<b>0</b>	<b>0</b>

Additional Statistics: 2018 – one tackle for loss.

**5-10** | **196**  **6TH YEAR****HOMETOWN: OKLAHOMA CITY, OKLA.**  
**HIGH SCHOOL: HERITAGE HALL****COLLEGE: OKLAHOMA (2012-15)****OFF THE FIELD ACTIVITY**

- Served as a Play 60 Ambassador adopting Lewis F. Cole Middle School in Fort Lee, N.J., motivating the students to get active and play outside.
- During Salute to Service month, played video games at the training facility against military veterans through the Wounded Warrior Project as well as led the veterans through a tour of the facility.
- Represented American Heart Association and Alzheimer's Association during Week 13 of the My Cause My Cleats NFL initiative.
- Packed 1,000+ care packages with front office staff, coaches and teammates that were donated to My Sisters' Place, a safe haven for victims of domestic violence and human trafficking.
- Hosted a holiday party for youth members of YCS at the Quest Diagnostics Training Center.
- Attended luncheon in MetLife Stadium organized by teammate, Rhett Ellison with Project KIND for over 80 people experiencing homelessness.

**MOST SINGLE-SEASON RECEPTIONS**  
BY A GIANTS ROOKIE

91	<b>SAQUON BARKLEY (2018)</b>
91	<b>ODELL BECKHAM JR. (2014)</b>
74	<b>JEREMY SHOCKEY (2002)</b>
65	<b>STERLING SHEPARD (2016)</b>
64	<b>EVAN ENGRAM (2017)</b>

**PERSONAL**

- Has two daughters, Cali Clay and Cassie Snow, with wife Chanel Iman.
- At Oklahoma, he wore the same jersey number (3) as his late father, Derrick Shepard, who lettered at OU as a wide receiver from 1983-86. He has returned to number 3 for the 2021 season in honor of his father.
- Rushed for 1,115 yards and caught 133 passes for 2,335 yards and 38 touchdowns in his career at Heritage Hall High School.
- As a senior, carried the ball 28 times for 303 yards and eight touchdowns, and caught 73 passes for 1,243 yards and 17 touchdowns.

**AT A GLANCE**


**Sterling Shepard** was originally a second-round (40th overall) draft choice by the Giants in 2016. Shepard has played in 70 regular season games with 69 starts, and he started the only postseason game in which he played. Career totals include 345 catches for 3,842 yards (11.2-yard avg.) and 21 touchdowns. Also has 23 rushing attempts for 180 yards and a score.

**MOST TOUCHDOWN RECEPTIONS**  
IN A SINGLE SEASON  
BY A GIANTS ROOKIE

<b>ODELL BECKHAM JR. (2014)</b>	<b>12</b>
<b>BILL SWACKI (1948)</b>	<b>10</b>
<b>STERLING SHEPARD (2016)</b>	<b>8</b>
<b>DARIUS SLAYTON (2019)</b>	<b>8</b>
<b>KEN MACAFEE (1954)</b>	<b>8</b>

**2021 HIGHLIGHTS**

- Started at wide receiver and scored one touchdown in Week 1 (vs. Denver), and hauled in a game-high seven receptions for 113 yards (16.14 avg.), which increased his career total to 320 receptions and moved him past Haekem Nicks and into 10th place on the Giants' career list.
- Started at wide receiver and caught nine passes for 94 yards, and had one carry for minus-nine yards in Week 2 (at Washington).
- Started and caught two passes for 16 yards before leaving the game due to injury in Week 3 (vs. Atlanta).
- Inactive in Week 4 (at New Orleans).
- Inactive in Week 5 (at Dallas).
- Started and caught 10 passes for 76 yards in Week 6 (vs. Los Angeles Rams).
- Inactive in Week 7 (vs. Carolina).
- Started and caught four passes for 25 yards before leaving early due to injury in Week 8 (at Kansas City).
- Inactive in Week 9 (vs. Las Vegas).
- Inactive in Week 11 (at Tampa Bay).
- Inactive in Week 12 (vs. Philadelphia).
- Inactive in Week 13 (at Miami).



## SHEPARD'S CAREER TOTALS

### REGULAR SEASON

### RECEIVING

YEAR	GP	GS	NO	YDS	AVG	LG	TD
2016 NYG	16	16	65	683	10.5	32f	8
2017 NYG	11	10	59	731	12.4	77f	2
2018 NYG	16	16	66	872	13.2	58	4
2019 NYG	10	10	57	576	10.1	36	3
2020 NYG	12	12	66	656	9.9	29	3
2021 NYG	5	5	32	324	10.1	37f	1
<b>Totals</b>	<b>70</b>	<b>69</b>	<b>345</b>	<b>3,842</b>	<b>11.1</b>	<b>77f</b>	<b>21</b>

### REGULAR SEASON

### RUSHING

YEAR	GP	ATT	YDS	AVG	LG	TD
2016 NYG	16	3	31	10.3	22	0
2017 NYG	11	4	4	1.0	12	0
2018 NYG	16	3	33	11.0	27	0
2019 NYG	10	6	72	12.0	23	0
2020 NYG	12	6	49	8.2	23f	1
2021 NYG	5	1	-9	-9.0	-9	0
<b>Totals</b>	<b>69</b>	<b>23</b>	<b>180</b>	<b>7.8</b>	<b>27</b>	<b>1</b>

### POSTSEASON

### RECEIVING


YEAR	GP	GS	NO	YDS	AVG	LG	TD
2016 NYG	1	1	4	63	15.8	26	0
<b>Totals</b>	<b>1</b>	<b>1</b>	<b>4</b>	<b>63</b>	<b>15.8</b>	<b>26</b>	<b>0</b>

6-3 | 313  5TH YEARHOMETOWN: COLUMBUS, OHIO  
HIGH SCHOOL: WORTHINGTON KILBOURNE

COLLEGE: DUKE (2012-15)

**2021 HIGHLIGHTS**

- Did not play in Week 3 (vs. Atlanta).
- Started at left guard on an offensive line that did not allow a sack in Week 4 (at New Orleans).
- Started at left guard on an offensive line that did not allow a sack in Week 5 (at Dallas).
- Started at left guard in Week 6 (vs. Los Angeles Rams).
- Started at left guard in Week 7 (vs. Carolina).
- Started at left guard in Week 8 (at Kansas City).
- Started at left guard in Week 9 (vs. Las Vegas).
- Started at left guard in Week 11 (at Tampa Bay).
- Started at left guard in Week 12 (vs. Philadelphia).
- Started at left guard in Week 13 (at Miami).

**AT A GLANCE**

**Matt Skura** was originally signed as an undrafted free agent by the Baltimore Ravens. He signed to the Giants practice squad on Sept. 2 and was elevated to the active roster on Sept. 16. Skura has played 63 career games with 60 starts. While in Baltimore, he appeared in three postseason games with one start.

**COLLEGE**

- Four-year letterman (2012-15) and three-year starter at Duke who played in 50 career games, starting consecutive games.

- As a senior, started all 13 game at center and was named 2nd-team All-American, 1st-team All-ACC and a team captain.

- Started all 13 games at center and was named 3rd-team All-ACC as a junior.

- As a sophomore, started all 14 games at center.

- As a redshirt freshman, played in 10 games.

- Redshirted in 2011.

**PERSONAL**

- Majored in psychology at Duke.

- A standout athlete in track and field while in high school.

- In football, named All-metro, All-conference and a team captain in football his senior year, and named All-conference his junior year.



## SKURA'S CAREER TOTALS

### REGULAR SEASON

YEAR	GP	GS
2017 BAL	12	12
2018 BAL	16	16
2019 BAL	11	11
2020 BAL	15	12
2021 NYG	9	9
<b>Totals</b>	<b>63</b>	<b>60</b>

### POSTSEASON

YEAR	GP	GS
2018 BAL	1	1
2020 BAL	2	0
<b>Totals</b>	<b>3</b>	<b>1</b>

6-1 | 194  3RD YEAR

HOMETOWN: NORCROSS, GA.  
HIGH SCHOOL: GREATER ATLANTA CHRISTIAN



COLLEGE: AUBURN (2016-18)



### 2021 HIGHLIGHTS

- Caught three passes for 65 yards, including a game-long 42-yard reception, in Week 1 (vs. Denver).
- Recorded in three passes for 54 yards and a touchdown in Week 2 (at Washington).
- Caught one pass for eight yards before leaving the game due to injury in Week 3 (vs. Atlanta).
- Inactive in Week 4 (at New Orleans).
- Inactive in Week 5 (at Dallas).
- Inactive in Week 6 (vs. Los Angeles Rams).
- Started and caught five passes for 63 yards in Week 7 (vs. Carolina).
- Started in Week 8 (at Kansas City).
- Played on offense in Week 9 (vs. Las Vegas).
- Caught four passes for 37 yards in Week 11 (at Tampa Bay).
- Started and caught three passes for 40 yards and carried one for minus-13 yards in Week 12 (vs. Philadelphia).
- Started and caught two passes for 13 yards in Week 13 (at Miami).



### AT A GLANCE

Darius Slayton was originally a fifth-round (171st overall) draft choice by the Giants in 2019. In three seasons, Slayton has played in 39 games with 28 starts and has 119 receptions for 1,771 yards (14.9-yard avg.) and 12 touchdowns, with a long catch of 55 yards. In 2020, Slayton played in all 16 games with 15 starts and led the Giants with 751 receiving yards and a 15.0-yard per-catch average. As a rookie in 2019, Slayton played in 14 games with nine starts and led the team with 740 receiving yards and eight touchdowns on 48 catches.

### MOST RECEIVING TOUCHDOWNS BY AN NFL ROOKIE

2019 SEASON

DARIUS SLAYTON (NYG)	8
A.J. BROWN (TEN)	8
MARQUISE BROWN (BAL)	7
TERRY MCLAURIN (WAS)	7

### MOST TOUCHDOWN RECEPTIONS IN A SINGLE SEASON BY A GIANTS ROOKIE

DOELL BECKHAM JR. (2014)	12
BILL SWACKI (1948)	10
STERLING SHEPARD (2016)	8
DARIUS SLAYTON (2019)	8
KEN MACAFEE (1954)	8

### PERSONAL

- Studied in the College of Business at Auburn.
- First-team Class 2A all-state selection at Greater Atlanta Christian School in Norcross, Ga.
- All-region player at wide receiver and defensive back.
- Selected to the U.S. Army All-American Bowl.
- State sprint champion at 100 and 200 meters.
- Son of Pamela Slayton and Eddie Slayton.
- Has a sister, Maileka.
- Cousin, Darrell Crawford, played linebacker at Auburn.

## SLAYTON'S CAREER TOTALS

### REGULAR SEASON

	RECEIVING						
YEAR	GP	GS	NO	YDS	AVG	LG	TD
2019 NYG	14	9	48	740	15.4	55t	8
2020 NYG	16	15	50	729	15.2	41t	3
2021 NYG	9	4	21	280	13.3	42	1
<b>Totals</b>	<b>39</b>	<b>28</b>	<b>119</b>	<b>1,771</b>	<b>14.9</b>	<b>55t</b>	<b>12</b>

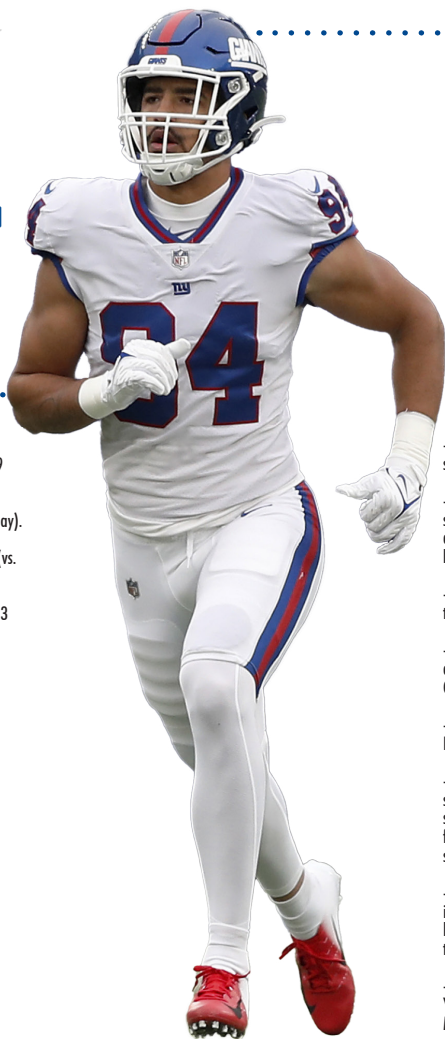
### RETURNS

YEAR	KR	YDS	AVG	LG	TD
2019 NYG	9	189	21.0	30	0
<b>Totals</b>	<b>9</b>	<b>189</b>	<b>21.0</b>	<b>30</b>	<b>0</b>

Additional statistics: 2021 – 1 rush for -13 yards.

6-7 | 245  ROOKIEHOMETOWN: MINNEAPOLIS, MINN.  
HIGH SCHOOL: SOUTH

COLLEGE: NORTHERN IOWA (2016-19)

**2021 HIGHLIGHTS**

- Made his NFL debut on special teams in Week 9 (vs. Las Vegas).
- Saw action on defense in Week 11 (at Tampa Bay).
- Recorded one special teams tackle in Week 12 (vs. Philadelphia).
- Played on defense and special teams in Week 13 (at Miami).

**COLLEGE CAREER**

- Played in 38 games with 15 starts in three seasons at Northern Iowa.
- Career totals included 85 tackles (41 solo) 22.0 sacks, 32.5 tackles for loss, six forced fumbles, 16 quarterback hits, eight passes defended and two blocked kicks.
- Named MVC Preseason Defensive Player of the Year.
- In 2019, started all 15 of the Panthers' games and was named first team All-Missouri Valley Conference.
- First-team FCS selection by the American Football Coaches Association All-American.
- Recorded career-high totals of 63 tackles (28 solo), 14.0 sacks, 21.5 tackles, a school single-season record 14 quarterback hurries, five forced fumbles and two blocked kicks, and led the MVC in sacks, tackles for loss and forced fumbles.
- Collected 7.5 sacks in the first four games, including a career-high 3.5 vs. Idaho State, when he had a career-best nine tackles (four solo) and three stops for loss.
- Had three other multi-sack games: 2.5 sacks vs. Youngstown State, 2.0 vs. Indiana State and 1.5 vs. Missouri State.

**PERSONAL**

- Majored in Psychology.
- Lettered in basketball, football, track and wrestling at Minneapolis South High School.
- Played center on the basketball team and participated in several events in track, including the 400-meters (53.23) and long jump (20' 5.5").

# TOGETHERBLUE

## SMITH'S CAREER TOTALS

### REGULAR SEASON

### TACKLES

YEAR	GP	GS	T	A	TOT	SKS	FF	FR
2021 NYG	4	0	0	0	0	0.0	0	0
<b>Totals</b>	<b>4</b>	<b>0</b>	<b>0</b>	<b>0</b>	<b>0</b>	<b>0.0</b>	<b>0</b>	<b>0</b>

Additional statistics: 2021 – 1 special teams tackle.

**6-9 | 316**  **10TH YEAR**

**HOMETOWN: DENVER, COLO**  
**HIGH SCHOOL: BUENA VISTA**



**COLLEGE: COLORADO (2006-10)**



### 2021 HIGHLIGHTS

- Started at right tackle in Week 1 (vs. Denver).
- Started at right tackle in Week 2 (at Washington).
- Started at right tackle in Week 3 (vs. Atlanta).
- Started at right tackle on an offensive line that did not allow a sack in Week 4 (at New Orleans).
- Started at left tackle on an offensive line that did not allow a sack in Week 5 (at Dallas).
- Started at right tackle in Week 6 (vs. Los Angeles Rams).
- Started at right tackle in Week 7 (vs. Carolina).
- Started at right tackle in Week 8 (at Kansas City).
- Started at right tackle in Week 9 (vs. Las Vegas).
- Started at right tackle in Week 11 (at Tampa Bay).
- Started at right tackle in Week 12 (vs. Philadelphia).
- Started at right tackle in Week 13 (at Miami).



### AT A GLANCE

Nate Solder was originally a first-round (17th overall) draft choice by the New England Patriots in 2011. He signed as a free agent by the Giants on March 15, 2018. Solder has played in 142 regular season games with 139 starts – 114 at left tackle, 22 at right tackle and three as a tackle-eligible tight end. He has also started all 16 postseason games in which he's played, including the last 13 at left tackle. He has started 78 consecutive games (72 regular season, six postseason). Solder did not play during the 2020 season after opting out due to health concerns regarding COVID-19. In 2019, Solder started all 16 games at left tackle. It was the third consecutive season and the fifth time in his career that he started at every game. Solder started all 16 games in his first season with the Giants in 2018. While in New England, Solder played in four Super Bowls, winning two.

### OFF-THE-FIELD ACTIVITY

- Was the 2015 Ron Burton Man of the Year winner for his devotion to helping others, volunteerism in the community and leadership of youth players on and off the field.
- Appeared on the Jimmy Fund Radio Telethon to share his story about how cancer has affected his family while raising funds and awareness.
- A supporter and committee member of the Joe Andruzzi Foundation, which helps to offset living expenses for families battling cancer.
- Supports and visits local hospitals helping children and families fighting cancer.
- Attended the One Mission Kid's Cancer Buzz Off to raise funds for children battling cancer.
- Attended the 2018 Giants Draft Party, thanking season ticket holders for their support and celebrating the new draft class.
- Attended the United Way NYC Gridiron Gala, joining former teammate and Hometown Hero recipient Damon Harrison Sr. to help raise over \$2 million in support of the United Way's efforts in New York City.

### NFL HONORS AND AWARDS



**2017 (PATRIOTS) AND 2019 (GIANTS) WALTER PAYTON MAN OF THE YEAR AWARD NOMINEE**



**SUPER BOWL XLIX WINNER**



**SUPER BOWL LI WINNER**

### PERSONAL

- Married to Lexi with a son, Hudson, and daughter, Charlie.
- An accomplished artist who earned all-state honors at Buena Vista (Colo.) High School, where he was a standout right end and middle linebacker.
- Boasted a 3.93 grade point average as a member of the National Honor Society and was an honor roll student his entire prep career.
- Graduated from Colorado with a degree in biology in May 2010 with a 3.52 grade point average and took postgraduate classes towards a second major in integrative physiology during his final semester.



## SOLDER'S CAREER TOTALS

### REGULAR SEASON

YEAR	GP	GS
2011 NE	16	13
2012 NE	16	16
2013 NE	15	15
2014 NE	16	16
2015 NE	4	4
2016 NE	15	15
2017 NE	16	16
2018 NYG	16	16
2019 NYG	16	16
2020 NYG	DNP	
2021 NYG	12	12
<b>Totals</b>	<b>142</b>	<b>139</b>

### POSTSEASON

YEAR	GP	GS
2011 NE	3	3
2012 NE	2	2
2013 NE	2	2
2014 NE	3	3
2016 NE	3	3
2017 NE	3	3
<b>Totals</b>	<b>16</b>	<b>16</b>

**6-5 | 315**  **2ND YEAR**

**HOMETOWN: LITHONIA, GA.**  
**HIGH SCHOOL: PACE ACADEMY**




**COLLEGE: GEORGIA (2017-19)**



### 2021 HIGHLIGHTS

- Started at left tackle in Week 1 (vs. Denver).
- Started at left tackle in Week 2 (at Washington).
- Started at left tackle in Week 3 (vs. Atlanta).
- Started at left tackle on an offensive line that did not allow a sack in Week 4 (at New Orleans).
- Did not play in Week 5 (at Dallas).
- Started at left tackle in Week 6 (vs. Los Angeles Rams).
- Started at left tackle and caught his first career pass for two yards and a touchdown in Week 11 (at Tampa Bay).
- Started at left tackle in Week 12 (vs. Philadelphia).
- Started at left tackle in Week 13 (at Miami).



### AT A GLANCE

**Andrew Thomas** was originally a first-round (fourth overall) draft choice by the Giants in 2020. As a rookie in 2020, Thomas played in all 16 games with 15 starts at left tackle. Thomas was the highest-drafted offensive lineman by the Giants since Ohio State's John Hicks was selected third overall in 1974.

### PERSONAL

- Starred at Pace Academy in Atlanta and was selected to represent the East in the 2017 U.S. Army All-America Bowl.
- Was a 5-star prospect and consensus top-50 recruit.
- Named to Atlanta Journal-Constitution's 2016 Super 11 team in Georgia and Class AAA All-State offense.
- In 2015, helped Pace Academy to a 14-2 record and the Class AAA State Championship. Played both offensive tackle and defensive line, recording 59 tackles his senior season.
- Majored in business at Georgia.
- Also played baseball and basketball and was a member of the school's concert band, playing percussion and piano.
- Recipient of the Wayne McDuffie and Statesboro Bulldog Club scholarship.
- Hometown is Lithonia, Ga.



## THOMAS' CAREER TOTALS

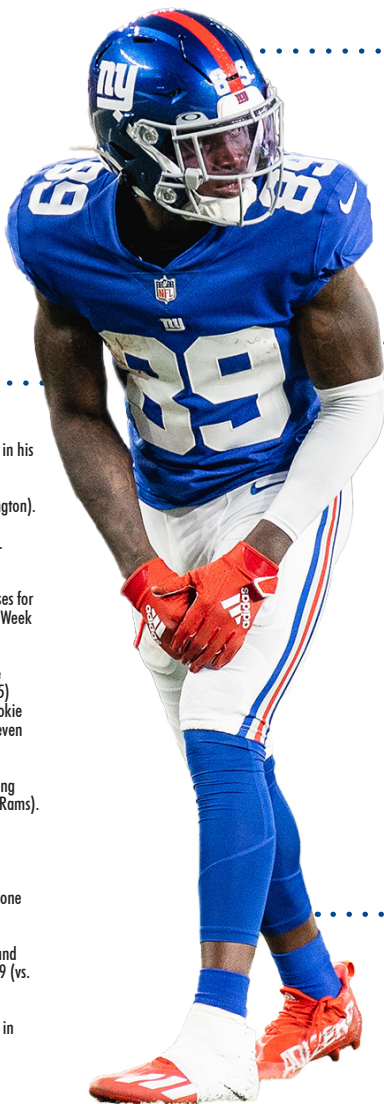
### REGULAR SEASON

YEAR	GP	GS
2020 NYG	16	15
2021 NYG	8	8
<b>Totals</b>	<b>24</b>	<b>23</b>

Additional Statistics: 2021 – 1 reception for 2 yards and 1 touchdown.

**6-0 | 193**  **ROOKIE****HOMETOWN: MOBILE, ALA.**  
**HIGH SCHOOL: BLOUNT****COLLEGE: FLORIDA (2017-20)****2021 HIGHLIGHTS**

- Recorded two receptions for minus-two yards in his NFL debut in Week 1 (vs. Denver).
- Played at wide receiver in Week 2 (at Washington).
- Caught two passes for 16 yards in Week 3 (vs. Atlanta).
- Made his first career start and caught six passes for 78 yards, and rushed one time for one yard in Week 4 (at New Orleans).
- Caught 10 passes for 189 yards, breaking the previous record held by Odell Beckham Jr. (185) for the most receiving yards in a game by a rookie in franchise history, and rushed one time for seven yards in Week 5 (at Dallas).
- Caught three passes for 36 yards before leaving early due to injury in Week 6 (vs. Los Angeles Rams).
- Inactive in Week 7 (vs. Carolina).
- Started and caught four passes for 26 yards, completed one pass for 19 yards and returned one punt in Week 8 (at Kansas City).
- Started and caught one pass for nine yards, and carried one time for minus-two yards in Week 9 (vs. Las Vegas).
- Started and caught seven passes for 40 yards in Week 11 (at Tampa Bay).
- Inactive in Week 12 (vs. Philadelphia).
- Inactive in Week 13 (at Miami).

**AT A GLANCE**

**Kadarius Toney** was originally a first-round (20th pick overall) draft choice by the Giants in 2021. Toney played in 38 games with 13 starts in four seasons at Florida and totaled 2,641 all-purpose yards (69.5 a game).

**COLLEGE**

- Toney played in 38 games with 13 starts in four seasons at Florida and caught 120 passes for 1,590 yards (13.2-yard avg.) and 12 touchdowns, while rushing for 580 yards and two touchdowns on 66 carries.
- Averaged 11.3 yards and scored one touchdown on 13 punt returns and 21.6 yards on 15 kickoff returns.
- In 2020, started all 11 games in which he played and led the Gators with 70 receptions for 984 yards and 10 touchdowns, while also rushing for 161 yards and one touchdown on 19 carries.
- Returned 12 punts for a 12.6-yard average and seven kickoffs for 22.1-yards per return.
- Joined Kyle Pitts and Trevon Grimes to make Florida the only team in the nation with three players with at least eight touchdown receptions.
- Was one of six SEC players with at least 12 total touchdowns and one of three FBS players with a rushing, receiving and punt return touchdown in 2020 (10 receiving, one rushing, one punt return).

**PERSONAL**

- Led his high school to a 20-5 record as the starting quarterback in his final two seasons. He finished his prep career with 120 touchdowns.
- In his senior season in 2016, Toney was named the Class 6A Back of the Year after finishing with 2,894 passing yards, 894 rushing yards and 47 touchdowns (32 passing, 15 rushing).
- Also ran track, setting personal bests in the 100 meters (11.50), javelin (148') and long jump (21'5).
- Received the American team's top wide receiver award at the Senior Bowl.

**#TOGETHERBLUE**

## TONEY'S CAREER TOTALS

YEAR	GP	GS	NO	RECEIVING					RUSHING				
				YDS	AVG	LG	TD	ATT	YDS	AVG	LG	TD	
2021 NYG	9	4	35	392	11.2	38	0	3	6	2.0	7	0	
<b>Totals</b>	<b>9</b>	<b>4</b>	<b>35</b>	<b>392</b>	<b>11.2</b>	<b>38</b>	<b>0</b>	<b>3</b>	<b>6</b>	<b>2.0</b>	<b>7</b>	<b>0</b>	

Additional Statistics: 2021 – 1 completion on 3 pass attempts for 19 yards.

YEAR	RETURNS			PUNT			KICKOFF				
	PR	YDS	AVG	LG	TD	KR	YDS	AVG	LG	TD	
2021 NYG	1	0	0.0	0	0	0	0	0.0	0	0	
<b>Totals</b>	<b>1</b>	<b>0</b>	<b>0.0</b>	<b>0</b>	<b>0</b>	<b>0</b>	<b>0</b>	<b>0.0</b>	<b>0</b>	<b>0</b>	

# DL LEONARD WILLIAMS 99

6-5 | 302  7TH YEAR

HOMETOWN: DAYTONA BEACH, FLA.

HIGH SCHOOL: MAINLAND



COLLEGE: USC (2012-14)



## COLLEGE CAREER

- Two-time First-team All-Pac-12 (2013, 2014).
- Two-time First-team All-American (2013, 2014).
- Pac-12 Defensive Freshman of the Year (2012).

## MOST QB HITS IN THE NFL 2020 SEASON

41	T.J. WATT
32	CARL LAWSON
30	LEONARD WILLIAMS
28	AARON DONALD
28	CHRIS JONES

## PERSONAL

- Named All-State Class 6A first team by the Associated Press after his senior year at Mainland.
- Selected to 2012 Under Armour All-American Game.
- Was also a standout in the weight throw for Mainland's track team.
- An avid outdoorsman who engages in hiking, surfing and fishing.

## NFL HONORS AND AWARDS



2016 PRO BOWL

## AT A GLANCE

Leonard Williams was originally a first-round (sixth overall) draft choice by the New York Jets in 2015. He was traded to the Giants on Oct. 29, 2019. Williams has played in 105 career games with 97 starts for the Giants and Jets. Career totals include 376 tackles (183 solo), 34.5 sacks, 141 quarterback hits, 52 tackles for loss, four forced fumbles, two fumble recoveries, eight passes defended and one interception.

## 2021 HIGHLIGHTS

- Started on the defensive line and recorded three tackles (one solo), 0.5 sack, two quarterback hits and one tackle for loss in Week 1 (vs. Denver).
- Started on the defensive line and notched five tackles (three solo) in Week 2 (at Washington).
- Started on the defensive line and totaled five tackles (three solo), 1.0 sack, one quarterback hit and one tackle for loss in Week 3 (vs. Atlanta).
- Started on the defensive line and notched six tackles (one solo) in Week 4 (at New Orleans).
- Started on the defensive line and totaled six tackles (two solo), 0.5 sack and one quarterback hit in Week 5 (at Dallas).
- Started on the defensive line and recorded seven tackles (three solo), 1.5 sacks, two quarterback hits and one tackle for loss in Week 6 (vs. Los Angeles Rams).
- Started on the defensive line and notched six tackles (one solo), 1.5 sacks and three quarterback hits in Week 7 (vs. Carolina).
- Started on the defensive line and recorded six tackles (two solo), 1.0 sack, one quarterback hit, one tackle for loss and one forced fumble in Week 8 (at Kansas City).
- Started on the defensive line and totaled five tackles (two solo), one pass defended and one fumble recovery in Week 9 (vs. Las Vegas).
- Started on the defensive line and recorded three tackles (one solo) in Week 11 (at Tampa Bay).
- Started on the defensive line and totaled four tackles (two solo) in Week 12 (vs. Philadelphia).
- Started on the defensive line and recorded four solo tackles in Week 13 (at Miami).



#TOGETHERBLUE

 @LEONARDWILLIAMS

 @LEONARDWILLIAMS

## WILLIAMS' CAREER TOTALS

YEAR	REGULAR SEASON		TACKLES					
	GP	GS	T	A	TOT	SKS	FF	FR
2015 NYJ	16	15	29	34	63	3.0	0	0
2016 NYJ	16	16	36	32	68	7.0	2	0
2017 NYJ	16	16	22	25	47	2.0	0	0
2018 NYJ	16	16	27	15	42	5.0	0	0
2019 NYJ	7	7	8	12	20	0.0	0	0
2019 NYG	8	5	13	13	26	0.5	1	0
2020 NYG	16	12	29	28	57	11.5	0	1
2021 NYG	12	12	25	36	61	5.5	1	1
<b>Totals</b>	<b>107</b>	<b>99</b>	<b>189</b>	<b>195</b>	<b>384</b>	<b>34.5</b>	<b>4</b>	<b>2</b>

Additional Statistics: 2015 – 7 tackles for loss, 21 quarterback hits; 2016 – 11 tackles for loss, 19 quarterback hits; 2017 – 3 tackles for loss, 25 quarterback hits, one pass defended; 2018 – 11 tackles for loss, 20 quarterback hits, 2 passes defended; 2019 – 2 tackles for loss, 16 quarterback hits, 3 passes defended; 2020 – 14 tackles for loss, 30 quarterback hits, one pass defended; 2021 – 4 tackles for loss, 10 quarterback hits.

6-4 | 254  3RD YEAR

HOMETOWN: QUEENS, N.Y.

HIGH SCHOOL: HERTFORD COUNTY (N.C.)



COLLEGE: OLD DOMINION (2015-18)



## 2021 HIGHLIGHTS

- Recorded one tackle in Week 1 (vs. Denver).
- Notched two tackles (one solo) in Week 2 (at Washington).
- Recorded one solo tackle in Week 3 (vs. Atlanta).
- Totaled four tackles (one solo) and one pass defended in Week 4 (at New Orleans).
- Notched two tackles and one quarterback hit in Week 5 (at Dallas).
- Recorded one solo tackle in Week 6 (vs. Los Angeles Rams).
- Recorded one pass defended in Week 7 (vs. Carolina).
- Recorded one tackle, one quarterback hit and one pass defended in Week 8 (at Kansas City).
- Inactive in Week 9 (vs. Las Vegas).
- Inactive in Week 11 (at Tampa Bay).
- Saw action on special teams in Week 12 (vs. Philadelphia).
- Inactive in Week 13 (at Miami).



## AT A GLANCE

Oshane Ximines was originally a third-round (95th overall) draft choice by the Giants in 2019. Ximines has played in 29 games with five starts and has totaled 41 tackles (19 solo), 4.5 sacks, six tackles for loss and 14 quarterback hits.

## COLLEGE

- Played in 49 games with 48 starts in four seasons at ODU, totaling 176 tackles (93 solo) and school-record totals of 33.0 sacks, 51.5 tackles for loss, 33 quarterback hurries and 11 forced fumbles.
- Led the Monarchs in sacks in each of his four seasons and added three fumble recoveries, one interception and 12 pass breakups.
- In 2018, started all 12 games and was selected Conference USA first-team defensive end.
- Conference USA All-Academic Team.
- Finished fifth in FBS with a school-record 12.0 sacks and tied for 10th with 18.5 tackles for loss.
- Was second among active FBS players with 33 career sacks.
- In 2017, started all 12 games and was selected Conference USA first-team defensive end.
- Led the team with 8.5 sacks and 14 tackles for loss, and totaled 44 tackles (27 solo) and tied ODU's single-season record with four forced fumbles.
- In 2016, played in all 13 games with 12 starts and was selected Conference USA second-team defensive end, posting 42 tackles (22 solo) and a school-record 7.5 sacks.
- In 2015, started all 12 games at defensive end and was selected Conference USA all-freshman team, posting 32 tackles (12 solo) and a team-high 5.0 sacks.

## PERSONAL

- First player in NFL history whose last name begins with X.
- Was the first player from Old Dominion ever selected in the NFL Draft.
- Business finance major.
- Notched 35 career sacks and 145 total tackles at Hertford County High School in Ahoskie, N.C.
- Had 6.0 sacks in one game as a senior.
- Recorded 65 tackles and 14.0 sacks as a junior.
- Two-time Defensive MVP and two-time all-conference selection.
- Son of Delroy Ximines and Dane McDonald.

## XIMINES' CAREER TOTALS

### REGULAR SEASON

### TACKLES

YEAR	GP	GS	T	A	TOT	SKS	FF	FR
2019 NYG	16	2	11	13	24	4.5	0	0
2020 NYG	4	3	4	1	5	0.0	0	0
2021 NYG	9	0	4	8	12	0.0	0	0
<b>Totals</b>	<b>29</b>	<b>5</b>	<b>19</b>	<b>22</b>	<b>41</b>	<b>4.5</b>	<b>0</b>	<b>0</b>

Additional Statistics: 2019 – 5 tackles for loss, 9 quarterback hits, 1 pass defensed; 2020 – 1 tackle for loss, 3 quarterback hits; 2021 – 2 quarterback hit, 3 passes defensed.

# National Football League Game Summary

NFL Copyright © 2021 by The National Football League. All rights reserved. This summary and play-by-play is for the express purpose of assisting media in their coverage of the game; any other use of this material is prohibited without the written permission of the National Football League.

Date: Sunday, 12/5/2021

**New York Giants at Miami Dolphins**  
at Hard Rock Stadium, Miami Gardens, FL

Start Time: 1:02 PM EST

## Game Day Weather

Game Weather: Partly Sunny  
Played Open Stadium on Turf: Natural Grass

Temp: 82° F (27.8° C) Humidity: 54%, Wind: E 9 mph

## Officials

Referee: Allen, Brad (122)	Umpire: Stritesky, Bruce (102)	Down Judge: Short, Danny (113)
Line Judge: Gallagher, Daniel (85)	Field Judge: Patterson, Rick (15)	Side Judge: Cheek, Boris (41)
Back Judge: Yette, Greg (38)	Replay Official: Wimmer, Mike (0)	

## Lineups

New York Giants			Miami Dolphins				
Offense		Defense	Offense		Defense		
WR 19	K.Golladay	DL 97	D.Lawrence	WR 17	J.Waddle	DT 92	Z.Sieler
LT 78	A.Thomas	DL 98	A.Johnson	WR 2	A.Wilson	NT 98	R.Davis
LG 67	M.Skura	DL 99	L.Williams	TE 81	D.Smythe	DE 94	C.Wilkins
C 69	B.Price	WIL 49	B.McKinney	LT 74	L.Eichenberg	LB 55	J.Baker
RG 71	W.Hernandez	MLB 48	T.Crowder	LG 73	A.Jackson	LB 52	E.Roberts
RT 76	N.Solder	SLB 59	L.Carter	C 63	M.Deiter	LB 43	A.Van Ginkel
TE 80	K.Rudolph	OLB 51	A.OJulari	RG 68	R.Hunt	LB 45	D.Riley
TE 88	E.Engram	RCB 33	A.Robinson	RT 77	J.Davis	CB 24	By.Jones
WR 86	D.Slayton	LCB 24	J.Bradberry	TE 84	H.Long	CB 25	X.Howard
QB 2	M.Glennon	SS 29	X.McKinney	QB 1	T.Tagovailoa	S 8	J.Holland
RB 26	S.Barkley	FS 23	L.Ryan	RB 37	M.Gaskin	S 21	E.Rowe

## Substitutions

K 5 G.Gano, P 9 R.Dixon, WR 12 J.Ross, WR 15 C.Johnson, S 20 J.Love, DB 27 J.Reed, RB 28 D.Booker, DB 31 K.Crossen, CB 34 J.Williams, FB 36 C.Gillaspia, RB 37 G.Brightwell, DB 38 S.Parker, FB 39 E.Penny, TE 41 C.Myarick, LB 47 C.Brown, LB 55 R.Ragland, LS 58 C.Kreiter, G 68 B.Bredeson, T 74 M.Peart, DL 75 D.Shelton, T 79 K.Cunningham, WR 83 P.Cooper, DL 91 R.Johnson, LB 94 E.Smith, LB 95 Q.Roche

## Substitutions

P 5 M.Palardy, K 7 J.Sanders, CB 9 N.Igbinoghene, WR 11 D.Parker, LB 15 J.Phillips, WR 18 P.Williams, S 20 S.Redwine, RB 26 S.Ahmed, CB 27 J.Coleman, RB 32 P.Laird, S 36 W.Parks, CB 40 N.Needham, S 42 C.Fejedelem, LS 44 B.Ferguson, LB 47 V.Biegel, LB 49 S.Eguavoen, G 65 R.Jones, G 66 S.Kindley, DL 70 A.Butler, TE 82 C.Carter, WR 86 M.Hollins, WR 87 I.Ford, TE 88 M.Gesicki, DE 91 E.Ogbah

## Did Not Play

QB 17 J.Fromm

## Did Not Play

QB 14 J.Brissett, C 61 A.Reiter

## Not Active

WR 3 S.Shepard, QB 8 D.Jones, CB 22 A.Jackson, LB 53 O.Ximines, OL 63 W.Martin, WR 89 K.Toney

## Not Active

CB 6 T.Williams, S 29 Br.Jones, RB 31 P.Lindsay, LB 41 D.Hodge, TE 80 A.Shaheen, DT 90 J.Jenkins

## Field Goals (made ( ) & missed)

G.Gano	(39) (34) (51) 56WR	J.Sanders	(48) 52WR (48)
		<b>1</b>	<b>2</b>
VISITOR:	New York Giants	0	3
HOME:	Miami Dolphins	0	10
		<b>3</b>	<b>4</b>
		<b>OT</b>	<b>Total</b>
		0	9
		0	20

## Scoring Plays

Team	Qtr	Time	Play Description (Extra Point) (Drive Info)	Visitor	Home
Giants	2	13:12	G.Gano 39 yd. Field Goal (7-16, 2:37)	3	0
Dolphins	2	7:07	J.Sanders 48 yd. Field Goal (11-47, 6:05)	3	3
Dolphins	2	0:26	M.Hollins 5 yd. pass from T.Tagovailoa (J.Sanders kick) (14-89, 3:52)	3	10
Giants	3	10:29	G.Gano 34 yd. Field Goal (10-69, 3:31)	6	10
Dolphins	4	11:06	I.Ford 2 yd. pass from T.Tagovailoa (J.Sanders kick) (7-61, 3:45)	6	17
Giants	4	4:59	G.Gano 51 yd. Field Goal (10-25, 3:43)	9	17
Dolphins	4	1:11	J.Sanders 48 yd. Field Goal (10-45, 3:48)	9	20

Paid Attendance: 65,898

Time: 3:00





New York Giants vs Miami Dolphins  
12/5/2021 at Hard Rock Stadium

# Final Team Statistics

	Visitor Giants	Home Dolphins
<b>TOTAL FIRST DOWNS</b>	16	19
By Rushing	6	1
By Passing	10	17
By Penalty	0	1
<b>THIRD DOWN EFFICIENCY</b>	6-16-37.5%	6-15-40.0%
<b>FOURTH DOWN EFFICIENCY</b>	1-1-100.0%	0-0-0.0%
<b>TOTAL NET YARDS</b>	250	297
Total Offensive Plays (inc. times thrown passing)	64	68
Average gain per offensive play	3.9	4.4
<b>NET YARDS RUSHING</b>	91	68
Total Rushing Plays	17	25
Average gain per rushing play	5.4	2.7
Tackles for a loss-number and yards	1-2	0-0
<b>NET YARDS PASSING</b>	159	229
Times thrown - yards lost attempting to pass	3-28	2-15
Gross yards passing	187	244
<b>PASS ATTEMPTS-COMPLETIONS-HAD INTERCEPTED</b>	44-23-1	41-30-0
Avg gain per pass play (inc.# thrown passing)	3.4	5.3
<b>KICKOFFS Number-In End Zone-Touchbacks</b>	4-2-2	5-5-5
<b>PUNTS Number and Average</b>	6-41.3	6-48.3
Had Blocked	0	0
<b>FGs - PATs Had Blocked</b>	0-0	0-0
<b>Net Punting Average</b>	36.8	44.7
<b>TOTAL RETURN YARDAGE (Not Including Kickoffs)</b>	22	7
No. and Yards Punt Returns	3-22	1-7
No. and Yards Kickoff Returns	0-0	2-32
No. and Yards Interception Returns	0-0	1-0
<b>PENALTIES Number and Yards</b>	3-23	3-15
<b>FUMBLES Number and Lost</b>	0-0	0-0
<b>TOUCHDOWNS</b>	0	2
Rushing	0	0
Passing	0	2
<b>EXTRA POINTS Made-Attempts</b>	0-0	2-2
Kicking Made-Attempts	0-0	2-2
<b>FIELD GOALS Made-Attempts</b>	3-4	2-3
<b>RED ZONE EFFICIENCY</b>	0-1-0%	2-2-100%
<b>GOAL TO GO EFFICIENCY</b>	0-0-0%	2-2-100%
<b>SAFETIES</b>	0	0
<b>FINAL SCORE</b>	9	20
<b>TIME OF POSSESSION</b>	29:20	30:40

## Ball Possession And Drive Chart

### New York Giants

#	Time Recd	Time Lost	Time Poss	How Ball Obtained	Drive Began	# Play	Yds Gain	Yds Pen	Net Yds	1st Down	Last Scrm	How Given Up
1	15:00	10:43	4:17	Kickoff	NYG 25	6	28	0	28	1	MIA 47	Punt
2	6:58	2:45	4:13	Punt	NYG 7	7	45	0	45	3	MIA 48	Interception
3	0:49	13:12	2:37	Punt	MIA 37	7	16	0	16	1	MIA 21	Field Goal
4	7:07	4:18	2:49	Kickoff	NYG 25	6	23	0	23	1	NYG 48	Punt
5	0:26	0:00	0:26	Kickoff	NYG 25	1	7	0	7	0	NYG 25	End of Half
6	14:00	10:29	3:31	Punt	NYG 15	10	69	0	69	4	* MIA 16	Field Goal
7	8:24	7:22	1:02	Punt	NYG 35	3	0	0	0	0	NYG 35	Punt
8	5:57	4:54	1:03	Punt	NYG 46	3	8	0	8	0	MIA 46	Punt
9	3:33	14:51	3:42	Punt	NYG 15	6	5	-3	2	1	NYG 17	Punt
10	11:06	10:11	0:55	Kickoff	NYG 25	3	-8	0	-8	0	NYG 17	Punt
11	8:42	4:59	3:43	Missed FG	NYG 42	10	25	0	25	2	MIA 33	Field Goal
12	1:11	0:09	1:02	Kickoff	NYG 25	6	32	5	37	3	MIA 38	Missed FG

(348) Average NYG 29

### Miami Dolphins

#	Time Recd	Time Lost	Time Poss	How Ball Obtained	Drive Began	# Play	Yds Gain	Yds Pen	Net Yds	1st Down	Last Scrm	How Given Up
1	10:43	6:58	3:45	Punt	MIA 11	8	29	0	29	2	MIA 40	Punt
2	2:45	0:49	1:56	Interception	MIA 3	3	-1	0	-1	0	MIA 2	Punt
3	13:12	7:07	6:05	Kickoff	MIA 23	11	47	0	47	3	NYG 30	Field Goal
4	4:18	0:26	3:52	Punt	MIA 11	14	84	5	89	7	* NYG 5	Touchdown
5	15:00	14:00	1:00	Kickoff	MIA 25	3	6	0	6	0	MIA 31	Punt
6	10:29	8:24	2:05	Kickoff	MIA 18	3	8	0	8	0	MIA 26	Punt
7	7:22	5:57	1:25	Punt	MIA 27	3	-9	-5	-14	0	MIA 13	Punt
8	4:54	3:33	1:21	Punt	MIA 20	4	19	0	19	1	MIA 39	Punt
9	14:51	11:06	3:45	Punt	MIA 39	7	61	0	61	4	* NYG 2	Touchdown
10	10:11	8:42	1:29	Punt	NYG 38	4	4	0	4	0	NYG 34	Missed FG
11	4:59	1:11	3:48	Kickoff	MIA 25	10	50	-5	45	2	NYG 30	Field Goal
12	0:09	0:00	0:09	Missed FG	MIA 46	1	-1	0	-1	0	MIA 46	End of Game

(310) Average MIA 26

### \* inside opponent's 20

#### Time of Possession by Quarter

	1st	2nd	3rd	4th	OT	Total
Visitor New York Giants	9:19	5:03	9:09	5:49		29:20
Home Miami Dolphins	5:41	9:57	5:51	9:11		30:40

#### Kickoff Drive No.-Start Average

Giants: 5 - NYG 25      Dolphins: 4 - MIA 23







# First Quarter

12/5/2021

## Play By Play

MIA wins the coin toss and elects to defer. NYG elects to Receive, and MIA elects to defend the east goal.

J.Sanders kicks 65 yards from MIA 35 to end zone, Touchback.

### New York Giants at 15:00

- 1-10-NYG 25 (15:00) S.Barkley right guard to NYG 28 for 3 yards (R.Davis).  
 2-7-NYG 28 (14:24) (Shotgun) M.Glennon pass short right to D.Booker to NYG 31 for 3 yards (E.Rowe, C.Wilkins).  
 3-4-NYG 31 (13:38) (Shotgun) M.Glennon pass short left to P.Cooper to NYG 46 for 15 yards (E.Rowe, J.Holland). P1  
1-10-NYG 46 (13:00) (Shotgun) S.Barkley up the middle to NYG 49 for 3 yards (Z.Sieler; C.Wilkins).  
 2-7-NYG 49 (12:20) (Shotgun) M.Glennon pass short left to S.Barkley to NYG 46 for -3 yards (A.Van Ginkel).  
 3-10-NYG 46 (11:31) (Shotgun) M.Glennon pass short right to K.Rudolph to MIA 47 for 7 yards (E.Rowe).  
 4-3-MIA 47 (10:51) R.Dixon punts 36 yards to MIA 11, Center-C.Kreiter, fair catch by J.Holland.

### Miami Dolphins at 10:43

- 1-10-MIA 11 (10:43) (Shotgun) T.Tagovailoa pass short left to J.Waddle to MIA 20 for 9 yards (X.McKinney).  
 2-1-MIA 20 (10:15) (No Huddle) M.Gaskin left tackle to MIA 20 for no gain (L.Williams, A.Ojulari).  
 3-1-MIA 20 (9:35) (Shotgun) T.Tagovailoa pass short left to J.Waddle ran ob at MIA 25 for 5 yards. P1  
1-10-MIA 25 (9:05) (No Huddle, Shotgun) T.Tagovailoa pass incomplete short right to D.Smythe (A.Robinson).  
 2-10-MIA 25 (9:00) (No Huddle, Shotgun) T.Tagovailoa pass short right to J.Waddle to MIA 36 for 11 yards (L.Carter). P2  
1-10-MIA 36 (8:30) (No Huddle, Shotgun) M.Gaskin left tackle to MIA 38 for 2 yards (D.Lawrence).  
 2-8-MIA 38 (7:55) (No Huddle, Shotgun) M.Gaskin up the middle to MIA 40 for 2 yards (L.Carter; A.Johnson).  
 3-6-MIA 40 (7:11) (Shotgun) T.Tagovailoa pass incomplete short middle to J.Waddle.  
 4-6-MIA 40 (7:06) M.Palardy punts 53 yards to NYG 7, Center-B.Ferguson, fair catch by P.Cooper.

### New York Giants at 6:58

- 1-10-NYG 7 (6:58) S.Barkley right end ran ob at NYG 17 for 10 yards (D.Riley). R2  
1-10-NYG 17 (6:23) (Shotgun) M.Glennon pass short middle to S.Barkley to NYG 12 for -5 yards (E.Roberts).  
 2-15-NYG 12 (5:35) (Shotgun) M.Glennon pass short left to D.Slayton to NYG 16 for 4 yards (E.Rowe).  
 3-11-NYG 16 (4:52) (Shotgun) M.Glennon pass short right to E.Engram to NYG 34 for 18 yards (J.Coleman; J.Holland). P3  
1-10-NYG 34 (4:11) D.Booker right tackle to NYG 32 for -2 yards (J.Baker, A.Van Ginkel).  
 2-12-NYG 32 (3:29) (Shotgun) M.Glennon pass deep right to K.Golladay ran ob at MIA 48 for 20 yards. P4  
1-10-MIA 48 (2:52) M.Glennon pass deep left intended for D.Slayton INTERCEPTED by X.Howard at MIA 3. X.Howard to MIA 3 for no gain (D.Slayton).

### Miami Dolphins at 2:45

- 1-10-MIA 3 (2:45) (Shotgun) M.Gaskin left guard to MIA 7 for 4 yards (A.Johnson).  
 2-6-MIA 7 (2:10) (Shotgun) T.Tagovailoa pass short left to M.Gesicki to MIA 8 for 1 yard (J.Bradberry).  
 3-5-MIA 8 (1:31) (Shotgun) T.Tagovailoa sacked at MIA 2 for -6 yards (Q.Roche). MIA-P.Laird was injured during the play. He is Out.  
 4-11-MIA 2 (1:01) M.Palardy punts 50 yards to NYG 48, Center-B.Ferguson. P.Cooper to MIA 37 for 15 yards (C.Fejedelem).

### New York Giants at 0:49

- 1-10-MIA 37 (:49) (Shotgun) M.Glennon pass short left to D.Booker to MIA 38 for -1 yards (J.Baker, J.Holland).  
 Timeout #1 by NYG at 00:12.  
 2-11-MIA 38 (:12) (Shotgun) M.Glennon pass short left to K.Golladay ran ob at MIA 33 for 5 yards.

### END OF QUARTER

	Score	Time Poss	First Downs				Efficiencies	
			R	P	X	T	3 Down	4 Down
New York Giants	0	9:19	1	3	0	4	2/3	0/0
Miami Dolphins	0	5:41	0	2	0	2	1/3	0/0

## Second Quarter

12/5/2021

## Play By Play

New York Giants continued.

3-6-MIA 33	(15:00) (Shotgun) M.Glennon pass short middle to K.Golladay to MIA 21 for 12 yards (By.Jones) [A.Van Ginkel].	P5
<u>1-10-MIA 21</u>	(14:09) (Shotgun) M.Glennon pass incomplete short right to S.Barkley.	
2-10-MIA 21	(14:05) (Shotgun) S.Barkley right tackle to MIA 21 for no gain (E.Rowe).	
3-10-MIA 21	(13:21) (Shotgun) M.Glennon pass incomplete short left to P.Cooper [J.Holland].	
4-10-MIA 21	<b>(13:17) G.Gano 39 yard field goal is GOOD, Center-C.Kreiter, Holder-R.Dixon.</b>	

<b>NYG 3 MIA 0, 7 plays, 16 yards, 2:37 drive, 1:48 elapsed</b>
---

G.Gano kicks 57 yards from NYG 35 to MIA 8. J.Waddle ran ob at MIA 23 for 15 yards (C.Brown).

## Miami Dolphins at 13:12, (1st play from scrimmage 13:08)

1-10-MIA 23	(13:08) (Shotgun) T.Tagovailoa pass short middle to A.Wilson to MIA 27 for 4 yards (A.Ojulari).	
2-6-MIA 27	(12:28) (Shotgun) S.Ahmed right end to MIA 38 for 11 yards (A.Robinson; X.McKinney).	R3
<u>1-10-MIA 38</u>	(11:45) (Shotgun) S.Ahmed right tackle to MIA 40 for 2 yards (L.Ryan; B.McKinney).	
2-8-MIA 40	(11:08) (Shotgun) T.Tagovailoa pass short middle to D.Parker to NYG 48 for 12 yards (X.McKinney; J.Love).	P4
<u>1-10-NYG 48</u>	(10:30) T.Tagovailoa pass short left to H.Long to NYG 40 for 8 yards (T.Crowder).	
2-2-NYG 40	(9:58) (No Huddle, Shotgun) S.Ahmed right guard to NYG 40 for no gain (T.Crowder).	
3-2-NYG 40	(9:17) (Shotgun) T.Tagovailoa pass short left to D.Parker pushed ob at NYG 34 for 6 yards (J.Bradberry).	P5
<u>1-10-NYG 34</u>	(8:41) (Shotgun) T.Tagovailoa pass short left to M.Gesicki to NYG 36 for -2 yards (X.McKinney).	
2-12-NYG 36	(8:02) (Shotgun) T.Tagovailoa pass short right to J.Waddle to NYG 30 for 6 yards (J.Williams).	
3-6-NYG 30	(7:18) (Shotgun) T.Tagovailoa pass incomplete short middle to A.Wilson.	
4-6-NYG 30	<b>(7:12) J.Sanders 48 yard field goal is GOOD, Center-B.Ferguson, Holder-M.Palardy.</b>	

<b>NYG 3 MIA 3, 11 plays, 47 yards, 6:05 drive, 7:53 elapsed</b>
--

J.Sanders kicks 65 yards from MIA 35 to end zone, Touchback.

## New York Giants at 7:07

1-10-NYG 25	(7:07) M.Glennon pass incomplete short right to D.Slayton (J.Holland).	
2-10-NYG 25	(7:02) S.Barkley right tackle to NYG 26 for 1 yard (D.Riley; E.Rowe).	
3-9-NYG 26	(6:19) (Shotgun) M.Glennon pass deep left to E.Engram to NYG 42 for 16 yards (J.Coleman).	P6
<u>1-10-NYG 42</u>	(5:48) (No Huddle) M.Glennon pass incomplete short right to S.Barkley [C.Wilkins].	
2-10-NYG 42	(5:44) D.Booker right tackle to NYG 42 for no gain (A.Van Ginkel).	
3-10-NYG 42	(4:59) (Shotgun) M.Glennon pass short left to P.Cooper pushed ob at NYG 48 for 6 yards (By.Jones).	
4-4-NYG 48	(4:28) R.Dixon punts 41 yards to MIA 11, Center-C.Kreiter, downed by NYG-C.Brown.	

## Miami Dolphins at 4:18

1-10-MIA 11	(4:18) (Shotgun) T.Tagovailoa pass short right to M.Gesicki pushed ob at MIA 19 for 8 yards (Q.Roche; A.Robinson).	
2-2-MIA 19	(3:44) (Shotgun) T.Tagovailoa pass short left to A.Wilson to MIA 23 for 4 yards (X.McKinney, T.Crowder).	P6
<u>1-10-MIA 23</u>	(3:20) (No Huddle, Shotgun) T.Tagovailoa pass short middle to J.Waddle to MIA 31 for 8 yards (T.Crowder).	
2-2-MIA 31	(2:55) (No Huddle, Shotgun) T.Tagovailoa pass short middle to A.Wilson to MIA 36 for 5 yards (R.Ragland).	P7
<u>1-10-MIA 36</u>	(2:26) (No Huddle, Shotgun) T.Tagovailoa pass short middle to M.Gesicki to MIA 45 for 9 yards (X.McKinney).	
2-1-MIA 45	(2:01) (No Huddle, Shotgun) T.Tagovailoa pass incomplete deep left to J.Waddle.	
	<i>PENALTY on NYG-L.Williams, Defensive Offside, 5 yards, enforced at MIA 45 - No Play.</i>	X8

## Two-Minute Warning

<u>1-10-50</u>	(1:55) (Shotgun) T.Tagovailoa pass short right to M.Gaskin pushed ob at NYG 48 for 2 yards (T.Crowder).	
2-8-NYG 48	(1:50) (Shotgun) T.Tagovailoa pass short right to M.Gesicki ran ob at NYG 39 for 9 yards (R.Ragland).	P9
<u>1-10-NYG 39</u>	(1:45) (Shotgun) M.Gaskin left guard to NYG 33 for 6 yards (J.Williams).	
2-4-NYG 33	(1:21) (No Huddle, Shotgun) T.Tagovailoa pass deep right to D.Parker pushed ob at NYG 16 for 17 yards (A.Robinson).	P10
	Timeout #2 by NYG at 01:15.	
<u>1-10-NYG 16</u>	(1:15) (Shotgun) T.Tagovailoa pass short right to M.Gesicki pushed ob at NYG 12 for 4 yards (A.Robinson).	
2-6-NYG 12	(1:11) (No Huddle, Shotgun) T.Tagovailoa pass incomplete short right to M.Gesicki.	
3-6-NYG 12	(1:06) (Shotgun) T.Tagovailoa pass short left to J.Waddle to NYG 6 for 6 yards (L.Ryan).	P11
<u>1-6-NYG 6</u>	(:38) (No Huddle, Shotgun) M.Gaskin right guard to NYG 5 for 1 yard (T.Crowder; Q.Roche).	
	Timeout #1 by MIA at 00:31.	
2-5-NYG 5	<b>(:31) (Shotgun) T.Tagovailoa pass short left to M.Hollins for 5 yards, TOUCHDOWN.</b>	P12



**New York Giants vs Miami Dolphins at Hard Rock Stadium**

J.Sanders extra point is GOOD, Center-B.Ferguson, Holder-M.Palardy.

**NYG 3 MIA 10, 14 plays, 89 yards, 1 penalty, 3:52 drive, 14:34 elapsed**

J.Sanders kicks 65 yards from MIA 35 to end zone, Touchback.

**New York Giants at 0:26**

1-10-NYG 25 (:26) K.Cunningham reported in as eligible. D.Booker up the middle to NYG 32 for 7 yards (A.Butler).

**END OF QUARTER**

	Score	Time Poss	First Downs				Efficiencies	
			R	P	X	T	3 Down	4 Down
New York Giants	3	5:03	0	2	0	2	2/4	0/0
Miami Dolphins	10	9:57	1	8	1	10	2/3	0/0

## Third Quarter

12/5/2021

## Play By Play

MIA elects to Receive, and NYG elects to defend the East goal.

G.Gano kicks 65 yards from NYG 35 to end zone, Touchback.

## Miami Dolphins at 15:00

- 1-10-MIA 25 (15:00) (Shotgun) M.Gaskin up the middle to MIA 31 for 6 yards (T.Crowder).  
 2-4-MIA 31 (14:22) (Shotgun) T.Tagovailoa pass incomplete short left to A.Wilson.  
 3-4-MIA 31 (14:17) (Shotgun) T.Tagovailoa pass incomplete deep middle to M.Gesicki [T.Crowder].  
 4-4-MIA 31 (14:13) M.Palardy punts 65 yards to NYG 4, Center-B.Ferguson. P.Cooper to NYG 15 for 11 yards (A.Van Ginkel).

## New York Giants at 14:00

- 1-10-NYG 15 (14:00) M.Glennon pass short right to K.Rudolph pushed ob at NYG 26 for 11 yards (By.Jones) P7  
1-10-NYG 26 (13:20) K.Cunningham reported in as eligible. S.Barkley left guard to NYG 26 for no gain (E.Roberts, V.Biegel).  
 2-10-NYG 26 (12:35) (Shotgun) M.Glennon pass incomplete short left.  
 3-10-NYG 26 (12:31) (Shotgun) M.Glennon pass short middle to E.Engram to NYG 43 for 17 yards (N.Needham) P8  
1-10-NYG 43 (12:10) (No Huddle) S.Barkley right end pushed ob at MIA 34 for 23 yards (N.Needham) R9  
1-10-MIA 34 (11:45) (No Huddle) D.Booker left tackle pushed ob at MIA 17 for 17 yards (X.Howard) R10  
1-10-MIA 17 (11:27) (No Huddle) D.Booker left tackle to MIA 16 for 1 yard (C.Wilkins, E.Ogbah).  
 2-9-MIA 16 (10:43) M.Glennon pass incomplete deep right to K.Golladay (J.Holland).  
 3-9-MIA 16 (10:37) (Shotgun) M.Glennon pass incomplete deep middle to D.Slayton.  
 4-9-MIA 16 (10:33) **G.Gano 34 yard field goal is GOOD, Center-C.Kreiter, Holder-R.Dixon.**

<b>NYG 6 MIA 10, 10 plays, 69 yards, 3:31 drive, 4:31 elapsed</b>
---

G.Gano kicks 64 yards from NYG 35 to MIA 1. J.Waddle to MIA 18 for 17 yards (J.Williams).

## Miami Dolphins at 10:29, (1st play from scrimmage 10:22)

- 1-10-MIA 18 (10:22) (Shotgun) T.Tagovailoa scrambles left end to MIA 20 for 2 yards (L.Williams).  
 2-8-MIA 20 (9:49) (No Huddle, Shotgun) S.Ahmed right guard to MIA 23 for 3 yards (T.Crowder, R.Ragland).  
 3-5-MIA 23 (9:05) (Shotgun) T.Tagovailoa pass short right to J.Waddle to MIA 26 for 3 yards (A.Robinson).  
 4-2-MIA 26 (8:31) M.Palardy punts 39 yards to NYG 35, Center-B.Ferguson, fair catch by P.Cooper.

## New York Giants at 8:24

- 1-10-NYG 35 (8:24) M.Glennon pass incomplete short middle to K.Golladay (E.Roberts).  
 2-10-NYG 35 (8:19) (Shotgun) Direct snap to S.Barkley. S.Barkley left guard to NYG 35 for no gain (C.Wilkins).  
 3-10-NYG 35 (7:37) (Shotgun) M.Glennon pass incomplete short right to D.Slayton.  
 4-10-NYG 35 (7:32) R.Dixon punts 45 yards to MIA 20, Center-C.Kreiter. J.Waddle to MIA 27 for 7 yards (J.Love).

## Miami Dolphins at 7:22

- 1-10-MIA 27 (7:22) (Shotgun) T.Tagovailoa pass incomplete deep middle to M.Gesicki.  
 2-10-MIA 27 (7:18) (Shotgun) *PENALTY on MIA-L.Eichenberg, False Start, 5 yards, enforced at MIA 27 - No Play.*  
 2-15-MIA 22 (7:18) (Shotgun) S.Ahmed right guard to MIA 22 for no gain (D.Lawrence).  
 3-15-MIA 22 (6:38) (Shotgun) T.Tagovailoa sacked at MIA 13 for -9 yards (A.Ojulari).  
 4-24-MIA 13 (6:07) M.Palardy punts 37 yards to 50, Center-B.Ferguson. P.Cooper to NYG 46 for -4 yards (M.Hollins, C.Fejedelem).  
*Penalty on NYG-E.Penny, Unsportsmanlike Conduct, offsetting.*  
*Penalty on MIA-N.Igbinoghene, Unsportsmanlike Conduct, offsetting.*

## New York Giants at 5:57

- 1-10-NYG 46 (5:57) M.Glennon pass incomplete short left.  
 2-10-NYG 46 (5:50) (Shotgun) M.Glennon pass short left to D.Booker pushed ob at MIA 46 for 8 yards (D.Riley).  
 3-2-MIA 46 (5:08) (Shotgun) M.Glennon pass incomplete deep left to E.Engram.  
 4-2-MIA 46 (5:03) R.Dixon punts 46 yards to end zone, Center-C.Kreiter, Touchback.

## Miami Dolphins at 4:54

- 1-10-MIA 20 (4:54) (Shotgun) T.Tagovailoa pass short middle to J.Waddle to MIA 37 for 17 yards (L.Ryan; A.Robinson). P13  
1-10-MIA 37 (4:22) (No Huddle, Shotgun) M.Gaskin right guard to MIA 39 for 2 yards (A.Johnson).  
 2-8-MIA 39 (3:48) (No Huddle, Shotgun) T.Tagovailoa pass incomplete short middle to J.Waddle.  
 3-8-MIA 39 (3:45) (Shotgun) T.Tagovailoa pass incomplete short left to A.Wilson (J.Love).  
 4-8-MIA 39 (3:40) M.Palardy punts 46 yards to NYG 15, Center-B.Ferguson, fair catch by P.Cooper.

## New York Giants at 3:33

- 1-10-NYG 15 (3:33) (Shotgun) M.Glennon pass short middle to S.Barkley to NYG 18 for 3 yards (A.Van Ginkel).

**New York Giants vs Miami Dolphins at Hard Rock Stadium**

2-7-NYG 18 (2:50) (Shotgun) M.Glennon pass incomplete short right to J.Ross.  
 3-7-NYG 18 (2:46) (Shotgun) S.Barkley left guard to NYG 27 for 9 yards (By.Jones, X.Howard).  
1-10-NYG 27 (2:03) (Shotgun) M.Glennon sacked at NYG 14 for -13 yards (J.Phillips).  
 Timeout #1 by NYG at 01:15.  
 2-23-NYG 14 (1:15) (Shotgun) M.Glennon sacked at NYG 7 for -7 yards (J.Phillips).  
 3-30-NYG 7 (:27) (Shotgun) K.Cunningham reported in as eligible. *PENALTY on NYG, Delay of Game, 3 yards, enforced at NYG 7 - No Play.*  
 3-33-NYG 4 (:06) D.Booker right tackle to NYG 17 for 13 yards (N.Needham).

**END OF QUARTER**

	Score	Time Poss	First Downs				Efficiencies	
			R	P	X	T	3 Down	4 Down
<b>New York Giants</b>	<b>6</b>	<b>9:09</b>	<b>3</b>	<b>2</b>	<b>0</b>	<b>5</b>	<b>2/6</b>	<b>0/0</b>
<b>Miami Dolphins</b>	<b>10</b>	<b>5:51</b>	<b>0</b>	<b>1</b>	<b>0</b>	<b>1</b>	<b>0/4</b>	<b>0/0</b>

## Fourth Quarter

12/5/2021

## Play By Play

New York Giants continued.

4-20-NYG 17 (15:00) R.Dixon punts 44 yards to MIA 39, Center-C.Kreiter, downed by NYG-J.Love.

## Miami Dolphins at 14:51

1-10-MIA 39 (14:51) (Shotgun) S.Ahmed right guard to MIA 42 for 3 yards (Q.Roche; D.Lawrence).

2-7-MIA 42 (14:13) (Shotgun) T.Tagovailoa pass deep middle to J.Waddle to NYG 33 for 25 yards (L.Ryan). P14

1-10-NYG 33 (13:41) (Shotgun) T.Tagovailoa pass short right to D.Parker to NYG 22 for 11 yards (A.Robinson, L.Ryan). P15

1-10-NYG 22 (13:00) (Shotgun) T.Tagovailoa pass short left to A.Wilson pushed ob at NYG 9 for 13 yards (R.Ragland, J.Love). P16

1-9-NYG 9 (12:33) (No Huddle, Shotgun) T.Tagovailoa pass short left to M.Gaskin to NYG 6 for 3 yards (R.Ragland).

2-6-NYG 6 (11:54) (Shotgun) Direct snap to M.Gaskin. M.Gaskin right tackle to NYG 2 for 4 yards (L.Carter, B.McKinney).

3-2-NYG 2 (11:13) (Shotgun) T.Tagovailoa pass short left to L.Ford for 2 yards, TOUCHDOWN. P17

J.Sanders extra point is GOOD, Center-B.Ferguson, Holder-M.Palardy.

NYG 6 MIA 17, 7 plays, 61 yards, 3:45 drive, 3:54 elapsed

J.Sanders kicks 65 yards from MIA 35 to end zone, Touchback.

## New York Giants at 11:06

1-10-NYG 25 (11:06) (Shotgun) M.Glennon pass incomplete short left [J.Baker].

2-10-NYG 25 (10:59) (Shotgun) M.Glennon pass incomplete short left to S.Barkley [C.Wilkins].

3-10-NYG 25 (10:53) (Shotgun) M.Glennon sacked at NYG 17 for -8 yards (A.Butler).

4-18-NYG 17 (10:20) R.Dixon punts 36 yards to MIA 47, Center-C.Kreiter, downed by NYG-J.Love.

PENALTY on NYG-K.Crossen, Unsportsmanlike Conduct, 15 yards, enforced at MIA 47.

## Miami Dolphins at 10:11

1-10-NYG 38 (10:11) (Shotgun) S.Ahmed right guard to NYG 37 for 1 yard (A.Ojulari).

2-9-NYG 37 (9:35) (Shotgun) S.Ahmed left guard to NYG 34 for 3 yards (T.Crowder; A.Johnson).

3-6-NYG 34 (8:52) (Shotgun) T.Tagovailoa pass incomplete short right to M.Gesicki.

4-6-NYG 34 (8:47) J.Sanders 52 yard field goal is No Good, Wide Right, Center-B.Ferguson, Holder-M.Palardy.

## New York Giants at 8:42

1-10-NYG 42 (8:42) (Shotgun) M.Glennon pass short right to D.Slayton ran ob at MIA 49 for 9 yards (By.Jones).

2-1-MIA 49 (8:18) (Shotgun) S.Barkley up the middle to MIA 46 for 3 yards (C.Wilkins; E.Ogbah). R12

1-10-MIA 46 (7:34) (Shotgun) M.Glennon pass incomplete short right.

2-10-MIA 46 (7:29) (Shotgun) M.Glennon pass short right to D.Booker to MIA 38 for 8 yards (J.Baker, J.Holland).

3-2-MIA 38 (6:43) (Shotgun) M.Glennon pass incomplete short left to K.Rudolph (A.Van Ginkel).

4-2-MIA 38 (6:40) (Shotgun) S.Barkley left tackle to MIA 35 for 3 yards (R.Davis; J.Holland). R13

1-10-MIA 35 (5:56) (Shotgun) M.Glennon pass short left to S.Barkley to MIA 33 for 2 yards (Z.Sieler).

2-8-MIA 33 (5:15) (Shotgun) M.Glennon pass incomplete deep left to D.Slayton.

3-8-MIA 33 (5:08) (Shotgun) M.Glennon pass incomplete short right to K.Rudolph.

4-8-MIA 33 (5:04) G.Gano 51 yard field goal is GOOD, Center-C.Kreiter, Holder-R.Dixon.

NYG 9 MIA 17, 10 plays, 25 yards, 3:43 drive, 10:01 elapsed

G.Gano kicks 65 yards from NYG 35 to end zone, Touchback.

## Miami Dolphins at 4:59

1-10-MIA 25 (4:59) (Shotgun) M.Gaskin left tackle to MIA 29 for 4 yards (Q.Roche).

2-6-MIA 29 (4:17) (Shotgun) T.Tagovailoa pass incomplete short right to A.Wilson.

3-6-MIA 29 (4:13) (Shotgun) T.Tagovailoa pass deep left to D.Parker ran ob at MIA 45 for 16 yards. P18

1-10-MIA 45 (4:08) (Shotgun) M.Gaskin right guard to MIA 49 for 4 yards (R.Ragland).

2-6-MIA 49 (3:26) (Shotgun) M.Gaskin left tackle to NYG 49 for 2 yards (Q.Roche, L.Ryan).

Timeout #2 by NYG at 03:21.

3-4-NYG 49 (3:21) (Shotgun) T.Tagovailoa pass short left to M.Gesicki to NYG 32 for 17 yards (L.Ryan). P19

Timeout #3 by NYG at 03:14.

1-10-NYG 32 (3:14) M.Gaskin left tackle to NYG 29 for 3 yards (L.Ryan; A.Johnson).

2-7-NYG 29 (2:30) M.Gaskin left tackle to NYG 27 for 2 yards (L.Williams).

## Two-Minute Warning

3-5-NYG 27 (2:00) (Shotgun) M.Gaskin left guard to NYG 25 for 2 yards (L.Williams).

**New York Giants vs Miami Dolphins at Hard Rock Stadium**

Timeout #1 by MIA at 01:16.

4-3-NYG 25 (1:16) (Field Goal formation) *PENALTY on MIA-Z.Sieler, False Start, 5 yards, enforced at NYG 25 - No Play.*

4-8-NYG 30 (1:16) **J.Sanders 48 yard field goal is GOOD, Center-B.Ferguson, Holder-M.Palardy.**

<b>NYG 9 MIA 20, 10 plays, 45 yards, 3:48 drive, 13:49 elapsed</b>
--

J.Sanders kicks 65 yards from MIA 35 to end zone, Touchback.

**New York Giants at 1:11**

1-10-NYG 25 (1:11) (Shotgun) M.Glennon pass short middle to E.Engram to NYG 35 for 10 yards (E.Rowe; N.Needham). P14

1-10-NYG 35 (:49) (No Huddle, Shotgun) M.Glennon pass incomplete short right to S.Barkley.  
*PENALTY on MIA-A.Van Ginkel, Defensive Offside, 5 yards, enforced at NYG 35 - No Play.*

1-5-NYG 40 (:45) (Shotgun) M.Glennon pass short middle to S.Barkley to MIA 49 for 11 yards (N.Needham). P15

1-10-MIA 49 (:30) (No Huddle, Shotgun) M.Glennon spiked the ball to stop the clock.

2-10-MIA 49 (:29) (Shotgun) M.Glennon pass short middle to S.Barkley to MIA 38 for 11 yards (J.Phillips). P16

1-10-MIA 38 (:15) (No Huddle, Shotgun) M.Glennon spiked the ball to stop the clock.

2-10-MIA 38 (:14) G.Gano 56 yard field goal is No Good, Wide Right, Center-C.Kreiter, Holder-R.Dixon.

**Miami Dolphins at 0:09**

1-10-MIA 46 (:09) T.Tagovailoa kneels to MIA 45 for -1 yards.

**END OF QUARTER**

		Time Poss	First Downs				Efficiencies	
	Score		R	P	X	T	3 Down	4 Down
<b>New York Giants</b>	<b>9</b>	<b>5:49</b>	<b>2</b>	<b>3</b>	<b>0</b>	<b>5</b>	<b>0/3</b>	<b>1/1</b>
<b>Miami Dolphins</b>	<b>20</b>	<b>9:11</b>	<b>0</b>	<b>6</b>	<b>0</b>	<b>6</b>	<b>3/5</b>	<b>0/0</b>

# Miscellaneous Statistics Report

New York Giants vs Miami Dolphins  
12/5/2021 at Hard Rock Stadium

## Ten Longest Plays for New York Giants

Yards	Qtr	Play Start	Play Description
23	3	1-10-NYG 43	(12:10) (No Huddle) S.Barkley right end pushed ob at MIA 34 for 23 yards (N.Needham).
20	1	2-12-NYG 32	(3:29) (Shotgun) M.Glennon pass deep right to K.Golladay ran ob at MIA 48 for 20 yards.
18	1	3-11-NYG 16	(4:52) (Shotgun) M.Glennon pass short right to E.Engram to NYG 34 for 18 yards (J.Coleman; J.Holland).
17	3	3-10-NYG 26	(12:31) (Shotgun) M.Glennon pass short middle to E.Engram to NYG 43 for 17 yards (N.Needham).
17	3	1-10-MIA 34	(11:45) (No Huddle) D.Booker left tackle pushed ob at MIA 17 for 17 yards (X.Howard).
16	2	3-9-NYG 26	(6:19) (Shotgun) M.Glennon pass deep left to E.Engram to NYG 42 for 16 yards (J.Coleman).
15	1	3-4-NYG 31	(13:38) (Shotgun) M.Glennon pass short left to P.Cooper to NYG 46 for 15 yards (E.Rowe, J.Holland).
13	3	3-33-NYG 4	(:06) D.Booker right tackle to NYG 17 for 13 yards (N.Needham).
12	2	3-6-MIA 33	(15:00) (Shotgun) M.Glennon pass short middle to K.Golladay to MIA 21 for 12 yards (By.Jones) [A.Van Ginkel].
11	3	1-10-NYG 15	(14:00) M.Glennon pass short right to K.Rudolph pushed ob at NYG 26 for 11 yards (By.Jones).

## Ten Longest Plays for Miami Dolphins

Yards	Qtr	Play Start	Play Description
25	4	2-7-MIA 42	(14:13) (Shotgun) T.Tagovailoa pass deep middle to J.Waddle to NYG 33 for 25 yards (L.Ryan).
17	2	2-4-NYG 33	(1:21) (No Huddle, Shotgun) T.Tagovailoa pass deep right to D.Parker pushed ob at NYG 16 for 17 yards (A.Robinson).
17	3	1-10-MIA 20	(4:54) (Shotgun) T.Tagovailoa pass short middle to J.Waddle to MIA 37 for 17 yards (L.Ryan; A.Robinson).
17	4	3-4-NYG 49	(3:21) (Shotgun) T.Tagovailoa pass short left to M.Gesicki to NYG 32 for 17 yards (L.Ryan).
16	4	3-6-MIA 29	(4:13) (Shotgun) T.Tagovailoa pass deep left to D.Parker ran ob at MIA 45 for 16 yards.
13	4	1-10-NYG 22	(13:00) (Shotgun) T.Tagovailoa pass short left to A.Wilson pushed ob at NYG 9 for 13 yards (R.Ragland, J.Love).
12	2	2-8-MIA 40	(11:08) (Shotgun) T.Tagovailoa pass short middle to D.Parker to NYG 48 for 12 yards (X.McKinney; J.Love).
11	1	2-10-MIA 25	(9:00) (No Huddle, Shotgun) T.Tagovailoa pass short right to J.Waddle to MIA 36 for 11 yards (L.Carter).
11	2	2-6-MIA 27	(12:28) (Shotgun) S.Ahmed right end to MIA 38 for 11 yards (A.Robinson; X.McKinney).
11	4	1-10-NYG 33	(13:41) (Shotgun) T.Tagovailoa pass short right to D.Parker to NYG 22 for 11 yards (A.Robinson, L.Ryan).

## Touchdown Scoring Information

		Offense	Defense	Special Teams
<b>VISITOR</b>	New York Giants	0	0	0
<b>HOME</b>	Miami Dolphins	2	0	0

## Player Scoring Information

Club	Player	TD	Rush TD	Rec TD	KO TD	Punt TD	Int TD	Fum TD	Misc TD	FG	XP	2Pt Rush	2Pt Rec	Sfty	Points
NYG	G.Gano	0	0	0	0	0	0	0	0	3	0	0	0	0	9
MIA	J.Sanders	0	0	0	0	0	0	0	0	2	2	0	0	0	8
MIA	M.Hollins	0	0	1	0	0	0	0	0	0	0	0	0	0	6
MIA	I.Ford	0	0	1	0	0	0	0	0	0	0	0	0	0	6

## Possession Detail

	First Half		Second Half		Game	
	Visitor	Home	Visitor	Home	Visitor	Home
Largest Lead	3	7	0	11	3	11
Drives Leading	0	0	0	8	0	8
Time of Possession Leading	0:00	0:00	0:00	15:02	0:00	15:02
Largest Deficit	-7	-3	-11	0	-11	-3
Drives Trailing	1	1	7	0	8	1
Time of Possession Trailing	0:26	6:05	14:58	0:00	15:24	6:05
Times Score Tied Up		1		0		1
Lead Changes		2		0		2

# Playtime Percentage

Percent of playtime per player on offense, defense and special teams (Unofficial)

## New York Giants

## Miami Dolphins

		New York Giants				Miami Dolphins							
		Offense	Defense	Special Teams				Offense	Defense	Special Teams			
A Thomas	T	65	100%	4	13%	A Jackson	T	69	100%	5	17%		
B Price	C	65	100%	4	13%	J Davis	T	69	100%	5	17%		
W Hernandez	G	65	100%	4	13%	R Hunt	G	69	100%	5	17%		
M Glennon	QB	65	100%			T Tagovailoa	QB	69	100%				
N Solder	T	65	100%			L Eichenberg	T	69	100%				
E Engram	TE	53	82%			M Deiter	C	69	100%				
D Slayton	WR	52	80%			J Waddle	WR	53	77%	5	17%		
S Barkley	RB	49	75%			D Parker	WR	49	71%				
K Golladay	WR	38	58%			M Gesicki	TE	46	67%				
M Skura	C	35	54%			M Gaskin	RB	44	64%				
B Bredeson	G	30	46%			D Smythe	TE	42	61%	15	50%		
P Cooper	WR	27	42%	11	37%	A Wilson	WR	40	58%	1	3%		
K Rudolph	TE	27	42%	4	13%	S Ahmed	RB	22	32%				
D Booker	RB	23	35%			I Ford	WR	14	20%				
J Ross	WR	21	32%			P Williams	WR	11	16%	4	13%		
C Johnson	WR	18	28%	12	40%	H Long	TE	10	14%				
C Myarick	TE	11	17%	11	37%	M Hollins	WR	9	13%	18	60%		
E Penny	RB	4	6%	18	60%	C Carter	TE	3	4%	18	60%		
K Cunningham	T	2	3%	4	13%	P Laird	RB	2	3%	1	3%		
L Ryan	FS		69	100%	8	27%	J Holland	FS		65	100%	8	27%
T Crowder	LB		69	100%	4	13%	B Jones	CB		65	100%	4	13%
X McKinney	FS		69	100%			E Rowe	SS		65	100%		
J Bradberry	CB		69	100%			X Howard	CB		65	100%		
A Robinson	CB		69	100%			J Baker	LB		63	97%		
D Lawrence	DE		53	77%	12	40%	A Van Ginkel	LB		54	83%	22	73%
L Williams	DT		50	72%	8	27%	N Needham	CB		38	58%	6	20%
A Ojulari	LB		41	59%			E Ogbah	DE		38	58%	4	13%
J Love	SS		38	55%	18	60%	C Wilkins	DT		37	57%	12	40%
A Johnson	NT		38	55%	8	27%	E Roberts	LB		35	54%	4	13%
R Ragland	LB		34	49%	11	37%	R Davis	NT		34	52%	5	17%
L Carter	LB		34	49%	8	27%	D Riley	LB		33	51%	18	60%
Q Roche	LB		31	45%	6	20%	Z Sieler	DT		33	51%	12	40%
J Williams	DB		25	36%	15	50%	A Butler	DE		33	51%	3	10%
B McKinney	LB		24	35%			J Phillips	LB		29	45%		
E Smith	LB		21	30%	7	23%	J Coleman	CB		22	34%	10	33%
D Shelton	NT		16	23%	12	40%	S Eguavoen	LB		3	5%	18	60%
R Johnson	DE		8	12%	1	3%	V Biegel	LB		2	3%	25	83%
S Parker	FS		1	1%	8	27%	C Fejedelem	SS			24	80%	
K Crossen	CB				26	87%	N Igbinioghene	CB			17	57%	
C Brown	LB				26	87%	S Redwine	FS			15	50%	
C Gillaspia	FB				18	60%	M Palardy	P			11	37%	
G Brightwell	RB				18	60%	B Ferguson	LS			11	37%	
J Reed	SS				12	40%	J Sanders	K			10	33%	
C Kreiter	LS				10	33%	S Kindley	G			5	17%	
R Dixon	P				10	33%							

G Gano	K	8	27%	R Jones	G	5	17%
M Peart	T	4	13%	W Parks	FS	4	13%



# GIANTS STATISTICS





# 2021 TEAM STATS

## New York Giants / Week 13 / Through Sunday, December 5, 2021 / Regular Season

### Won 4, Lost 8

9/12/2021	L	13 - 27	Denver Broncos
9/16/2021	L	29 - 30	at Washington Football Team
9/26/2021	L	14 - 17	Atlanta Falcons
10/3/2021	W	27 - 21	at New Orleans Saints
10/10/2021	L	20 - 44	at Dallas Cowboys
10/17/2021	L	11 - 38	Los Angeles Rams
10/24/2021	W	25 - 3	Carolina Panthers
11/1/2021	L	17 - 20	at Kansas City Chiefs
11/7/2021	W	23 - 16	Las Vegas Raiders
11/22/2021	L	10 - 30	at Tampa Bay Buccaneers
11/28/2021	W	13 - 7	Philadelphia Eagles
12/5/2021	L	9 - 20	at Miami Dolphins

Rushing	No.	Yds	Avg	Long	TD
D.Booker	97	376	3.9	20	2
S.Barkley	64	315	3.8	41	2
D.Jones	82	298	4.8	46	2
E.Penny	22	89	4.0	12	1
J.Ross	1	16	16.0	16	0
K.Toney	3	6	2.0	7	0
C.Board	1	6	6.0	6	0
G.Brightwell	1	4	4.0	4	0
P.Cooper	1	3	3.0	3	0
M.Glennon	2	2	1.0	2	0
E.Engram	1	-3	-3.0	-3	0
S.Shepard	1	-9	-9.0	-9	0
D.Slayton	1	-13	-13.0	-13	0
<b>Team</b>	<b>277</b>	<b>1090</b>	<b>3.9</b>	<b>46</b>	<b>7</b>
<b>Opponents</b>	<b>331</b>	<b>1473</b>	<b>4.5</b>	<b>70t</b>	<b>9</b>

### Total First Downs

Rushing	226	266
Passing	139	164
Penalty	27	19
3rd Down: Made/Att	56/154	61/157
3rd Down Pct.	36.4%	38.9%
4th Down: Made/Att	9/18	12/18
4th Down Pct.	50.0%	66.7%

### Possession Avg.

Total Net Yards	3742	4383
Avg. Per Game	311.8	365.3
Total Plays	737	814
Avg. Per Play	5.1	5.4

### Net Yards Rushing

Avg. Per Game	90.8	122.8
Total Rushes	277	331
Net Yards Passing	2652	2910
Avg. Per Game	221.0	242.5

### Sacked/Yards Lost

Gross Yards	26/194	23/150
Attempts/Completions	434/273	460/307
Completion Pct.	62.9%	66.7%

### Had Interceptions

Had Interceptions	10	13
-------------------	----	----

### Punts/Average

Net Punting Avg.	39.9	41.4
------------------	------	------

### Penalties/Balls Lost

Fumbles/Ball Lost	15/5	10/6
Touchdowns	19	30

### Rushing

Passing	7	9
Returns	11	20

### Score By Periods

Team	Q1	Q2	Q3	Q4	OT	Pts
Opponents	26	58	40	81	6	211
Opponents	27	113	43	90	0	273

### Scoring

TD	Ru	Pa	Rt	PAT	FG	2Pt	Pts
G.Gano	0	0	0	14/14	25/29	0	89
D.Booker	3	2	1	0	0/0	0/0	18
S.Barkley	3	2	1	0	0/0	0/0	18
D.Jones	2	2	0	0	0/0	0/0	16
E.Engram	2	0	2	0	0/0	0/0	12
K.Rudolph	1	0	1	0	0/0	0/0	18
S.Shepard	1	0	1	0	0/0	0/0	6
E.Penny	1	1	0	0	0/0	0/0	6
J.Ross	1	0	1	0	0/0	0/0	6
A.Thomas	1	0	1	0	0/0	0/0	6
X.McKinney	1	0	0	1	0/0	0/0	6
D.Pettis	1	0	1	0	0/0	0/0	6
C.Myarick	1	0	1	0	0/0	0/0	6
D.Slayton	1	0	1	0	0/0	0/0	6
<b>Team</b>	<b>19</b>	<b>7</b>	<b>11</b>	<b>14/14</b>	<b>25/29</b>	<b>3</b>	<b>211</b>
<b>Opponents</b>	<b>30</b>	<b>9</b>	<b>20</b>	<b>13/30</b>	<b>21/24</b>	<b>0</b>	<b>273</b>

2-Pt. Conversions: Team 3/3, Opponents: 0/0

Sacks: A.Ojulari 6.5, L.Williams 5.5, A.Johnson 3.5, Q.Roche 2.0,

D.Lawrence 1.5, R.Johnson 1.0, K.Crossen 1.0, J.Peppers 1.0,

J.Love 0.5, D.Shelton 0.5 Team: 23.0, Opponents: 26.0

Receiving	No.	Yds	Avg	Long	TD
K.Toney	35	392	11.2	38	0
E.Engram	35	334	9.5	30t	2
S.Shepard	32	324	10.1	37t	1
S.Barkley	30	193	6.4	54t	1
K.Golladay	26	409	15.7	28	0
D.Booker	26	201	7.7	41	1
D.Slayton	21	280	13.3	42	1
K.Rudolph	19	165	8.7	28	1
J.Ross	10	217	21.7	52t	1
C.Johnson	10	89	8.9	16	0
D.Pettis	10	87	8.7	27	1
C.Board	4	51	12.8	38	0
E.Penny	4	9	2.3	16	0
K.Smith	3	33	11.0	21	0
P.Cooper	3	27	9.0	15	0
C.Myarick	2	11	5.5	10	1
D.Jones	1	16	16.0	16	0
G.Brightwell	1	6	6.0	6	0
A.Thomas	1	2	2.0	2t	1
D.Sills	0	0	0.0	0	0
<b>Team</b>	<b>273</b>	<b>2846</b>	<b>10.4</b>	<b>54t</b>	<b>11</b>
<b>Opponents</b>	<b>307</b>	<b>3060</b>	<b>10.0</b>	<b>58</b>	<b>20</b>

Interceptions	No.	Yds	Avg	Long	TD
X.McKinney	5	64	12.8	41t	1
J.Bradberry	3	19	6.3	14	0
D.Holmes	1	15	15.0	15	0
A.Jackson	1	10	10.0	10	0
T.Crowder	1	9	9.0	9	0
L.Carter	1	1	1.0	1	0
J.Love	1	0	0.0	0	0
<b>Team</b>	<b>13</b>	<b>118</b>	<b>9.1</b>	<b>41t</b>	<b>1</b>
<b>Opponents</b>	<b>10</b>	<b>111</b>	<b>11.1</b>	<b>45t</b>	<b>1</b>

Punting	No	Yds	Avg	Net	TB	In	Ln	B
R.Dixon	49	2198	44.9	39.9	4	17	63	0
<b>Team</b>	<b>49</b>	<b>2198</b>	<b>44.9</b>	<b>39.9</b>	<b>4</b>	<b>17</b>	<b>63</b>	<b>0</b>
<b>Opponents</b>	<b>45</b>	<b>2032</b>	<b>45.2</b>	<b>41.4</b>	<b>1</b>	<b>21</b>	<b>65</b>	<b>0</b>

Punt Returns	Ret	FC	Yds	Avg	Long	TD
J.Peppers	9	3	58	6.4	19	0
P.Cooper	6	5	57	9.5	15	0
C.Board	2	5	33	16.5	26	0
D.Pettis	2	1	0	0.0	0	0
K.Toney	1	1	0	0.0	0	0
<b>Team</b>	<b>20</b>	<b>15</b>	<b>148</b>	<b>7.4</b>	<b>26</b>	<b>0</b>
<b>Opponents</b>	<b>19</b>	<b>9</b>	<b>163</b>	<b>8.6</b>	<b>17</b>	<b>0</b>

Kickoff Returns	No.	Yds	Avg	Long	TD
C.Board	11	273	24.8	38	0
D.Holmes	5	97	19.4	23	0
P.Cooper	4	67	16.8	22	0
J.Ross	1	12	12.0	12	0
<b>Team</b>	<b>21</b>	<b>449</b>	<b>21.4</b>	<b>38</b>	<b>0</b>
<b>Opponents</b>	<b>28</b>	<b>495</b>	<b>17.7</b>	<b>32</b>	<b>0</b>

Field Goals	1-19	20-29	30-39	40-49	50+
G.Gano	0/0	5/5	10/11	4/4	6/9
<b>Team</b>	<b>0/0</b>	<b>5/5</b>	<b>10/11</b>	<b>4/4</b>	<b>6/9</b>
<b>Opponents</b>	<b>0/0</b>	<b>4/5</b>	<b>10/10</b>	<b>7/7</b>	<b>0/2</b>

Fumbles Lost: D.Jones 3, E.Engram 1, D.Slayton 1 Total: 5

Opponent Fumble Recoveries: L.Ryan 1, L.Williams 1, J.Bradberry 1, R.Ragland 1, L.Carter 1, J.Love 1 Total: 6

Passing	Att	Cmp	Yds	Cmp%	Yds/Att	TD	TD%	Int	Int%	Long	Sack	Lost	Rating
D.Jones	361	232	2428	64.3%	6.7	10	2.8%	7	1.9%	54t	22/	160	84.8
M.Glennon	69	39	383	56.5%	5.6	1	1.4%	3	4.3%	35	3/	28	59.0
K.Toney	3	1	19	33.3%	6.3	0	0.0%	0	0.0%	19	1/	6	56.3
D.Pettis	1	1	16	100.0%	16.0	0	0.0%	0	0.0%	16	0/	0	118.8
<b>Team</b>	<b>434</b>	<b>273</b>	<b>2846</b>	<b>62.9%</b>	<b>6.6</b>	<b>11</b>	<b>2.5%</b>	<b>10</b>	<b>2.3%</b>	<b>54t</b>	<b>26/</b>	<b>194</b>	<b>80.7</b>
<b>Opponents</b>	<b>460</b>	<b>307</b>	<b>3060</b>	<b>66.7%</b>	<b>6.6</b>	<b>20</b>	<b>4.3%</b>	<b>13</b>	<b>2.8%</b>	<b>58</b>	<b>23/</b>	<b>150</b>	<b>88.1</b>



# 2021 DEFENSIVE STATISTICS

Player	DEFENSE											SPECIAL TEAMS				MISC.			
	T	A	TT	SK	YD	TFL	QH	INT	PD	FF	FR	T	A	FF	BL	T	A	FR	
Tae Crowder	47	41	88	-	-	1	1	1	5	1	-	-	-	-	-	-	-	-	
Logan Ryan	50	30	80	-	-	1	1	-	5	2	1	-	-	-	-	-	-	-	
Xavier McKinney	43	24	67	-	-	1	-	5	9	-	-	-	-	-	-	-	-	-	
Leonard Williams	25	36	61	5.5	28.5	4	10	-	1	1	1	-	-	-	-	-	-	-	
Reggie Ragland	35	24	59	-	-	2	1	-	2	-	1	-	-	-	-	-	-	-	
Adoree' Jackson	43	13	56	-	-	1	-	1	7	-	-	-	-	-	-	-	-	-	
Austin Johnson	21	32	53	3.5	23.5	6	6	-	1	-	-	-	-	-	-	-	-	-	
James Bradberry	32	9	41	-	-	-	-	3	11	-	2	-	-	-	-	-	-	-	
Dexter Lawrence	19	19	38	1.5	11	3	5	-	2	1	-	-	-	-	-	-	-	-	
Azeez Ojulari	22	14	36	6.5	46	7	8	-	1	1	-	-	-	-	-	-	-	-	
Julian Love	14	18	32	0.5	2.5	-	2	1	7	-	1	2	4	-	-	-	-	-	
Jabril Peppers	19	10	29	1	4	2	4	-	1	-	-	-	-	-	-	-	-	-	
Darnay Holmes	20	8	28	-	-	1	1	2	-	-	-	1	-	-	-	-	-	-	
Quincy Roche	15	10	25	2	16	4	4	-	1	-	-	1	-	-	-	-	-	-	
Lorenzo Carter	11	13	24	-	-	1	1	1	1	-	1	-	-	-	-	-	-	-	
Blake Martinez	11	12	23	-	-	1	-	-	-	-	-	-	-	-	-	-	-	-	
Danny Shelton	8	14	22	0.5	0.5	1	1	-	-	-	-	-	-	-	-	-	-	-	
Benardrick McKinney	10	10	20	-	-	-	-	-	-	-	-	-	-	-	-	-	-	-	
Aaron Robinson	8	6	14	-	-	-	1	-	3	-	-	-	-	-	-	-	-	-	
Oshane Ximines	4	8	12	-	-	-	2	-	3	-	-	-	-	-	-	-	-	-	
J.R. Reed	4	5	9	-	-	-	-	-	-	-	-	1	2	-	-	-	-	-	
Jarren Williams	2	0	2	-	-	-	-	-	-	-	-	1	-	-	-	-	-	-	
Carter Coughlin	2	0	2	-	-	-	-	-	-	-	-	-	4	-	-	-	-	-	
Raymond Johnson	1	1	2	1	10	1	1	-	-	-	-	-	-	-	-	-	-	-	
Trent Harris	1	1	2	-	-	-	-	-	-	-	-	2	3	-	-	-	-	-	
Keion Crossen	1	0	1	1	8	1	1	-	-	-	-	6	2	1	1	-	-	-	
Steven Parker	1	0	1	-	-	-	-	-	1	-	-	-	2	-	-	-	-	-	
Rodarius Williams	1	0	1	-	-	-	-	-	-	-	-	-	-	-	-	-	-	-	
Cam Brown	0	0	0	-	-	-	-	-	-	-	-	4	3	-	-	-	-	-	
Elijhaa Penny	0	0	0	-	-	-	-	-	-	-	-	3	3	-	-	-	-	-	
Gary Brightwell	0	0	0	-	-	-	-	-	-	-	-	2	6	-	-	-	-	-	
Nate Ebner	0	0	0	-	-	-	-	-	-	-	-	2	-	-	-	-	-	-	
Kaden Smith	0	0	0	-	-	-	-	-	-	-	-	2	-	-	-	-	-	-	
Cullen Gillaspia	0	0	0	-	-	-	-	-	-	-	-	1	2	-	-	-	-	-	
Sam Beal	0	0	0	-	-	-	-	-	-	-	-	1	-	-	-	-	-	-	
Riley Dixon	0	0	0	-	-	-	-	-	-	-	-	1	-	-	-	-	-	-	
C.J. Board	0	0	0	-	-	-	-	-	-	-	-	-	2	-	-	-	-	-	
Collin Johnson	0	0	0	-	-	-	-	-	-	-	-	-	1	-	-	-	-	-	
Elerson Smith	0	0	0	-	-	-	-	-	-	-	-	-	1	-	-	-	-	-	
Pharoh Cooper	0	0	0	-	-	-	-	-	-	-	-	-	1	-	-	-	-	-	
Darius Slayton	0	0	0	-	-	-	-	-	-	-	-	-	-	-	-	-	3	-	
Sterling Shepard	0	0	0	-	-	-	-	-	-	-	-	-	-	-	-	-	2	-	
Kenny Golladay	0	0	0	-	-	-	-	-	-	-	-	-	-	-	-	-	2	-	
Dante Pettis	0	0	0	-	-	-	-	-	-	-	-	-	-	-	-	-	1	-	
Evan Engram	0	0	0	-	-	-	-	-	-	-	-	-	-	-	-	-	1	-	
Nate Solder	0	0	0	-	-	-	-	-	-	-	-	-	-	-	-	-	1	-	
Devontae Booker	0	0	0	-	-	-	-	-	-	-	-	-	-	-	-	-	1	-	
Billy Price	0	0	0	-	-	-	-	-	-	-	-	-	-	-	-	-	1	-	
Mike Glennon	0	0	0	-	-	-	-	-	-	-	-	-	-	-	-	-	-	1	
Will Hernandez	0	0	0	-	-	-	-	-	-	-	-	-	-	-	-	-	-	1	
John Ross	0	0	0	-	-	-	-	-	-	-	-	-	-	-	-	-	-	1	
Daniel Jones	0	0	0	-	-	-	-	-	-	-	-	-	-	-	-	-	-	2	
Kyle Rudolph	0	0	0	-	-	-	-	-	-	-	-	-	-	-	-	-	-	1	
<b>Team Totals</b>	<b>470</b>	<b>358</b>	<b>828</b>	<b>23</b>	<b>150</b>	<b>37</b>	<b>50</b>	<b>13</b>	<b>62</b>	<b>7</b>	<b>7</b>	<b>30</b>	<b>36</b>	<b>1</b>	<b>1</b>	<b>-</b>	<b>12</b>	<b>-</b>	<b>7</b>
<b>Opponent Totals</b>	<b>438</b>	<b>251</b>	<b>689</b>	<b>26</b>	<b>194</b>	<b>56</b>	<b>75</b>	<b>10</b>	<b>46</b>	<b>10</b>	<b>5</b>	<b>34</b>	<b>16</b>	<b>-</b>	<b>1</b>	<b>-</b>	<b>9</b>	<b>2</b>	<b>3</b>



## 2021 TEAM SCORING

DATE	OPP.	GIANTS						OPPONENTS					
		1ST	2ND	3RD	4TH	OT	TOTAL	1ST	2ND	3RD	4TH	OT	TOTAL
9/12	vs. Denver	0	7	0	6	0	13	0	10	7	10	0	27
9/16	at Washington	7	3	10	9	0	29	0	14	3	13	0	30
9/26	vs. Atlanta	3	3	0	8	0	14	0	7	0	10	0	17
10/3	at New Orleans	0	7	3	11	6	27	0	7	7	7	0	21
10/10	at Dallas	0	10	3	7	0	20	3	14	10	17	0	44
10/17	vs. L.A. Rams	3	0	0	8	0	11	0	28	3	7	0	38
10/24	vs. Carolina	0	5	7	13	0	25	3	0	0	0	0	3
11/1	at Kansas City	0	10	0	7	0	17	7	7	0	6	0	20
11/7	vs. Las Vegas	7	3	7	6	0	23	7	6	3	0	0	16
11/22	at Tampa Bay	3	7	0	0	0	10	7	10	10	3	0	30
11/28	vs. Philadelphia	3	0	7	3	0	13	0	0	0	7	0	7
12/5	at Miami	0	3	3	3	0	9	0	10	0	10	0	20
12/12	at L.A. Chargers												
12/19	vs. Dallas												
12/26	at Philadelphia												
1/2	at Chicago												
1/9	vs. Washington												
<b>2021 TOTALS</b>		<b>26</b>	<b>58</b>	<b>40</b>	<b>81</b>	<b>6</b>	<b>211</b>	<b>27</b>	<b>113</b>	<b>43</b>	<b>90</b>	<b>0</b>	<b>273</b>



# 2021 OFFENSIVE TEAM STATISTICS

DATE	OPP.	FIRST DOWNS				TOTAL OFF.		RUSHING		PASSING					INT. BY OPP.		
		T	R	Pa	Pe	YDS	PLYS	YDS	ATT	YDS	SK/YD	ATT	COM	I	NO	YDS	TD
9/12	vs. Denver	19	3	13	3	314	59	60	20	254	2/13	37	22	0	0	0	0
9/16	at Washington	21	7	10	4	391	64	163	28	228	4/21	32	22	0	1	5	0
9/26	vs. Atlanta	21	7	12	2	346	64	100	27	246	2/20	35	24	0	0	0	0
10/3	at New Orleans	21	4	17	0	485	60	83	20	402	0/0	40	28	1	1	0	0
10/10	at Dallas	20	3	15	2	367	64	73	25	294	0/0	39	21	2	1	1	0
10/17	vs. L.A. Rams	21	4	15	2	261	73	60	18	201	4/41	51	29	3	2	23	0
10/24	vs. Carolina	21	7	11	3	302	67	103	31	199	2/20	34	24	0	1	14	0
11/1	at Kansas City	18	3	10	5	300	56	72	20	228	3/13	33	23	1	1	0	0
11/7	vs. Las Vegas	16	8	6	2	245	54	149	31	96	3/14	20	15	0	2	41	1
11/22	at Tampa Bay	15	4	8	3	215	54	66	13	149	2/18	39	23	2	1	10	0
11/28	vs. Philadelphia	17	4	12	1	264	58	70	27	194	1/8	30	19	0	3	24	0
12/5	at Miami	16	6	10	0	250	64	91	17	159	3/28	44	23	1	0	0	0
12/12	at L.A. Chargers																
12/19	vs. Dallas																
12/26	at Philadelphia																
1/2	at Chicago																
1/9	vs. Washington																
<b>2021 TOTALS</b>		<b>226</b>	<b>60</b>	<b>139</b>	<b>27</b>	<b>3,742</b>	<b>737</b>	<b>1,090</b>	<b>277</b>	<b>2,652</b>	<b>26/194</b>	<b>434</b>	<b>273</b>	<b>10</b>	<b>13</b>	<b>118</b>	<b>1</b>

DATE	OPP.	PUNTS		PUNT RETURNS				KO RETURNS			PENALTIES		FUMBLES	
		NO.	AVG.	NO.	YDS	FC	TD	NO.	YDS	TD	NO.	YDS	NO.	LOST
9/12	vs. Denver	3	54.0	1	2	0	0	2	66	0	4	48	1	1
9/16	at Washington	3	41.0	2	8	1	0	1	20	0	11	81	0	0
9/26	vs. Atlanta	5	45.8	2	36	2	0	1	6	0	8	53	3	1
10/3	at New Orleans	4	39.3	1	26	1	0	1	15	0	3	25	2	0
10/10	at Dallas	2	45.0	1	7	0	0	2	54	0	5	48	1	0
10/17	vs. L.A. Rams	4	40.0	0	0	3	0	6	145	0	5	27	2	1
10/24	vs. Carolina	5	45.8	5	12	0	0	1	23	0	8	60	1	0
11/1	at Kansas City	5	43.0	2	0	2	0	3	53	0	10	88	2	0
11/7	vs. Las Vegas	3	48.7	2	26	0	0	3	45	0	4	35	1	1
11/22	at Tampa Bay	4	48.3	0	0	1	0	0	0	0	4	30	1	1
11/28	vs. Philadelphia	5	39.2	1	9	1	0	1	22	0	2	15	1	0
12/5	at Miami	6	41.3	3	22	3	0	0	0	0	3	23	0	0
12/12	at L.A. Chargers													
12/19	vs. Dallas													
12/26	at Philadelphia													
1/2	at Chicago													
1/9	vs. Washington													
<b>2021 TOTALS</b>		<b>49</b>	<b>44.9</b>	<b>20</b>	<b>148</b>	<b>15</b>	<b>0</b>	<b>21</b>	<b>449</b>	<b>0</b>	<b>67</b>	<b>533</b>	<b>15</b>	<b>5</b>

## 2021 OFFENSIVE TEAM STATISTICS

### GIANTS SCORING

DATE	OPP.	TD	TD <sub>r</sub>	TD <sub>p</sub>	TD <sub>r</sub> <sub>t</sub>	PAT	2-PT	FG	I.O.P.
9/12	vs. Denver	2	1	1	0	1	0	0	24:52
9/16	at Washington	2	1	1	0	2	0	5	31:44
9/26	vs. Atlanta	1	1	0	0	0	1	2	31:51
10/3	at New Orleans	3	1	2	0	1	1	2	27:35
10/10	at Dallas	2	1	1	0	2	0	2	27:48
10/17	vs. L.A. Rams	1	1	0	0	0	1	1	27:38
10/24	vs. Carolina	2	1	1	0	2	0	3	34:35
11/1	at Kansas City	2	0	2	0	2	0	1	25:22
11/7	vs. Las Vegas	2	0	1	1	2	0	3	30:11
11/22	at Tampa Bay	1	0	1	0	1	0	1	24:21
11/28	vs. Philadelphia	1	0	1	0	1	0	2	32:02
12/5	at Miami	0	0	0	0	0	0	3	29:20
12/12	at L.A. Chargers								
12/19	vs. Dallas								
12/26	at Philadelphia								
1/2	at Chicago								
1/9	vs. Washington								
<b>2021 TOTALS</b>		<b>19</b>	<b>7</b>	<b>11</b>	<b>1</b>	<b>14</b>	<b>3</b>	<b>25</b>	<b>28:44</b>

## 2021 THIRD DOWN EFFICIENCY

Date	Opponent	Conv/A	Pct.	Date	Opponent	Conv/A	Pct.
9/12	vs. Denver	6/12	50.0	11/22	at Tampa Bay	1/9	11.1
9/16	at Washington	4/12	33.3	11/28	vs. Philadelphia	3/12	25.0
9/26	vs. Atlanta	7/14	50.0	12/5	at Miami	6/16	37.5
10/3	at New Orleans	4/11	36.4	12/12	at L.A. Chargers		
10/10	at Dallas	4/13	30.8	12/19	vs. Dallas		
10/17	vs. L.A. Rams	4/15	26.6	12/26	at Philadelphia		
10/24	vs. Carolina	7/16	43.8	1/2	at Chicago		
11/1	at Kansas City	4/12	33.3	1/9	vs. Washington		
11/7	vs. Las Vegas	6/12	50.0				

## 2021 OPPONENTS THIRD DOWN EFFICIENCY

Date	Opponent	Conv/A	Pct.	Date	Opponent	Conv/A	Pct.
9/12	vs. Denver	7/15	46.7	11/22	at Tampa Bay	6/13	46.2
9/16	at Washington	4/13	30.8	11/28	vs. Philadelphia	4/11	36.4
9/26	vs. Atlanta	5/13	38.5	12/5	at Miami	6/15	40.0
10/3	at New Orleans	8/13	61.5	12/12	at L.A. Chargers		
10/10	at Dallas	8/14	57.1	12/19	vs. Dallas		
10/17	vs. L.A. Rams	2/11	18.2	12/26	at Philadelphia		
10/24	vs. Carolina	2/15	13.3	1/2	at Chicago		
11/1	at Kansas City	5/12	41.7	1/9	vs. Washington		
11/7	vs. Las Vegas	4/12	33.3				

# 2021 OPPONENTS OFFENSIVE STATISTICS

OPPONENTS OFFENSE		FIRST DOWNS				TOTAL OFF.		RUSHING		PASSING					INT. BY NYG		
DATE	OPP.	T	R	Pa	Pe	YDS	PLYS	YDS	ATT	YDS	SK/YD	ATT	COM	I	NO	YDS	TD
9/12	vs. Denver	24	4	17	3	420	66	165	28	255	2/9	36	28	0	0	0	0
9/16	at Washington	25	8	13	4	407	69	87	22	320	1/16	46	34	1	0	0	0
9/26	vs. Atlanta	18	3	12	3	296	59	69	20	227	3/16	36	27	0	0	0	0
10/3	at New Orleans	21	9	12	0	405	65	170	39	235	0/0	26	19	1	1	3	0
10/10	at Dallas	26	10	13	3	515	74	201	39	314	2/10	33	23	1	2	63	1
10/17	vs. L.A. Rams	22	6	15	1	365	66	131	34	234	2/17	30	22	2	3	32	0
10/24	vs. Carolina	11	3	8	0	173	62	56	17	117	6/27	39	19	1	0	0	0
11/1	at Kansas City	29	10	17	2	368	77	107	27	261	2/14	48	29	1	1	13	0
11/7	vs. Las Vegas	24	8	15	1	403	67	117	20	286	1/10	46	30	2	0	0	0
11/22	at Tampa Bay	28	10	17	1	402	76	94	27	308	1/10	48	32	1	2	0	0
11/28	vs. Philadelphia	19	11	8	0	332	65	208	33	124	1/5	31	14	3	0	0	0
12/5	at Miami	19	1	17	1	297	68	68	25	229	2/15	41	30	0	1	0	0
12/12	at L.A. Chargers																
12/19	vs. Dallas																
12/26	at Philadelphia																
1/2	at Chicago																
1/9	vs. Washington																
<b>2021 TOTALS</b>		<b>266</b>	<b>83</b>	<b>164</b>	<b>19</b>	<b>4,383</b>	<b>814</b>	<b>1,473</b>	<b>331</b>	<b>2,910</b>	<b>23/150</b>	<b>460</b>	<b>307</b>	<b>13</b>	<b>10</b>	<b>111</b>	<b>1</b>

		PUNTS		PUNT RETURNS				KO RETURNS			PENALTIES		FUMBLES	
DATE	OPP.	NO.	AVG.	NO.	YDS	FC	TD	NO.	YDS	TD	NO.	YDS	NO.	LOST
9/12	vs. Denver	2	39.0	2	24	0	0	0	0	0	5	51	1	1
9/16	at Washington	4	50.0	0	0	2	0	4	83	0	9	80	0	0
9/26	vs. Atlanta	6	47.3	3	24	0	0	3	50	0	4	28	1	1
10/3	at New Orleans	3	44.0	1	9	2	0	2	40	0	5	35	0	0
10/10	at Dallas	1	61.0	1	17	0	0	0	0	0	8	58	2	1
10/17	vs. L.A. Rams	4	40.0	3	36	0	0	3	44	0	7	50	1	0
10/24	vs. Carolina	7	36.9	2	14	1	0	3	39	0	7	37	0	0
11/1	at Kansas City	4	50.8	0	0	1	0	0	0	0	12	103	2	1
11/7	vs. Las Vegas	2	50.0	1	5	1	0	5	107	0	6	65	2	1
11/22	at Tampa Bay	3	45.3	1	9	1	0	3	46	0	6	39	0	0
11/28	vs. Philadelphia	3	43.3	4	18	0	0	3	54	0	4	26	1	1
12/5	at Miami	6	48.3	1	7	1	0	2	32	0	3	15	0	0
12/12	at L.A. Chargers													
12/19	vs. Dallas													
12/26	at Philadelphia													
1/2	at Chicago													
1/9	vs. Washington													
<b>2021 TOTALS</b>		<b>45</b>	<b>45.2</b>	<b>19</b>	<b>163</b>	<b>9</b>	<b>0</b>	<b>28</b>	<b>495</b>	<b>0</b>	<b>76</b>	<b>587</b>	<b>10</b>	<b>6</b>



## 2021 OPPONENTS OFFENSIVE STATISTICS

### OPPONENTS SCORING

DATE	OPP.	TD	TDr	TDp	TDrt	PAT	2-PT	FG	T.O.P
9/12	vs. Denver	3	1	2	0	3	0	2	35:08
9/16	at Washington	3	1	2	0	3	0	3	28:16
9/26	vs. Atlanta	2	0	2	0	2	0	1	28:09
10/3	at New Orleans	3	2	1	0	3	0	0	37:31
10/10	at Dallas	5	1	3	1	5	0	3	32:12
10/17	vs. L.A. Rams	5	1	4	0	5	0	1	32:22
10/24	vs. Carolina	0	0	0	0	0	0	1	25:25
11/1	at Kansas City	2	1	1	0	2	0	2	34:38
11/7	vs. Las Vegas	1	0	1	0	1	0	3	29:49
11/22	at Tampa Bay	3	1	2	0	3	0	3	35:39
11/28	vs. Philadelphia	1	1	0	0	1	0	0	27:58
12/5	at Miami	2	0	2	0	2	0	2	30:40
12/12	at L.A. Chargers								
12/19	vs. Dallas								
12/26	at Philadelphia								
1/2	at Chicago								
1/9	vs. Washington								
<b>2021 TOTALS</b>		<b>30</b>	<b>9</b>	<b>20</b>	<b>1</b>	<b>30</b>	<b>0</b>	<b>21</b>	<b>31:16</b>



## 2021 INDIVIDUAL BEST

### GIANTS

(12 GAMES)

LONGEST RUN FROM SCRIMMAGE: 46, Jones, at WFT (9/16)  
 LONGEST TOUCHDOWN RUN: 19, Booker, vs. CAR (10/24)  
 LONGEST PASS COMPLETION: 54, Jones to Barkley, at NO (10/3)  
 LONGEST TOUCHDOWN PASS: 54, Jones to Barkley, at NO (10/3)  
 LONGEST PUNT RETURN: 26, Board, at NO (10/3)  
 LONGEST KICKOFF RETURN: 38, Board, vs. DEN (9/12)  
 MOST INTERCEPTIONS: 2, 2x - Last: McKinney, vs. LV (11/7)  
 LONGEST INTERCEPTION RETURN: 41, McKinney, vs. LV (11/7)  
 LONGEST PUNT: 63, Dixon, vs. LAR (10/17)  
 LONGEST FIELD GOAL: 55, Gano, at WFT (9/16)  
 MOST RUSHING ATTEMPTS: 21, Booker, vs. LV (11/7)  
 MOST RUSHING YARDS: 99, Booker, vs. LV (11/7)  
 MOST PASS ATTEMPTS: 51, Jones, vs. LAR (10/17)  
 MOST PASS COMPLETIONS: 29, Jones, vs. LAR (10/17)  
 MOST YARDS PASSING: 402, Jones, at NO (10/3)  
 MOST RECEPTIONS: 10, 2x - Last: Shepard, vs. LAR (10/17)  
 MOST YARDS RECEIVING: 189, Toney, at DAL (10/10)  
 MOST INTERCEPTIONS THROWN: 3, Jones, vs. LAR (10/17)  
 MOST RUSHING TOUCHDOWNS: 1, 6x - Last: Booker, vs. CAR (10/24)  
 MOST TOUCHDOWN PASSES: 2, 3x - Last: Jones, at KC (11/1)  
 MOST TOUCHDOWN RECEPTIONS: 1, 11x - Last: Myarick, vs. PHI (11/28)  
 MOST QB SACKS: 2.5, Ojulari, vs. CAR (10/24)

### OPPONENTS

(12 GAMES)

LONGEST RUN FROM SCRIMMAGE: 70, Gordon, vs. DEN (9/12)  
 LONGEST TOUCHDOWN RUN: 70, Kamara, vs. DEN (9/12)  
 LONGEST PASS COMPLETION: 58, Winston to Callaway, at NO (10/3)  
 LONGEST TOUCHDOWN PASS: 49, Prescott to Lamb, at DAL (10/10)  
 LONGEST PUNT RETURN: 17, 2x - Last: Atwell, vs. LAR (10/17)  
 LONGEST KICKOFF RETURN: 32, Richard, vs. LV (11/7)  
 MOST INTERCEPTIONS: 2, Rapp, vs. LAR (10/17)  
 LONGEST INTERCEPTION RETURN: 45, Brown, at DAL (10/10)  
 LONGEST PUNT: 65, Palardy, at MIA (12/5)  
 LONGEST FIELD GOAL: 49, Hopkins, at WFT (9/16)  
 MOST RUSHING ATTEMPTS: 26, Kamara, at NO (10/3)  
 MOST RUSHING YARDS: 120, Kamara, at NO (10/3)  
 MOST PASS ATTEMPTS: 48, Mahomes, at KC (11/1)  
 MOST PASS COMPLETIONS: 34, Heinicke, at WFT (9/16)  
 MOST YARDS PASSING: 336, Heinicke, at WFT (9/16)  
 MOST RECEPTIONS: 12, Hill, at KC (11/1)  
 MOST YARDS RECEIVING: 130, Kupp, vs. LAR (10/17)  
 MOST INTERCEPTIONS THROWN: 3, Hurts, vs. PHI (11/28)  
 MOST RUSHING TOUCHDOWNS: 2, Hill at NO (10/3)  
 MOST TOUCHDOWN PASSES: 4, Stafford, vs. LAR (10/17)  
 MOST TOUCHDOWN RECEPTIONS: 2, Kupp, vs. LAR (10/17)  
 MOST QB SACKS: 2.0, 4x - Last: Phillips, at MIA (12/5)





# 2021 DRIVE CHART



## NEW YORK GIANTS VS. DENVER BRONCOS SEPT. 12, 2021



### GIANTS (24:52)

#### AVERAGE DRIVE START NYG 26

	PLAYS	YARDS	TIME	END
1.	6	34	2:39	Punt
2.	3	0	2:12	Punt
3.	7	75	4:22	Touchdown
4.	3	3	1:40	Punt
5.	1	-1	0:08	End of Half
6.	10	60	4:01	Fumble
7.	14	69	6:19	Downs
8.	7	31	1:42	Downs
9.	8	64	1:49	Touchdown

### BRONCOS (35:08)

#### AVERAGE DRIVE START DEN 23

	PLAYS	YARDS	TIME	END
1.	5	21	3:09	Punt
2.	15	62	8:42	Field Goal
3.	8	71	4:51	Fumble
4.	7	57	2:17	Touchdown
5.	16	75	8:12	Touchdown
6.	10	69	5:03	Field Goal
7.	4	94	1:48	Touchdown
8.	3	4	1:06	Punt



## NEW YORK GIANTS AT WASHINGTON FOOTBALL TEAM SEPT. 12, 2021



### GIANTS (31:44)

#### AVERAGE DRIVE START NYG 30

	PLAYS	YARDS	TIME	END
1.	11	71	5:55	Touchdown
2.	5	38	2:40	Punt
3.	3	0	1:29	Punt
4.	10	73	4:09	Field Goal
5.	1	-1	0:21	End of Half
6.	9	46	5:53	Field Goal
7.	7	65	2:50	Touchdown
8.	6	41	2:55	Field Goal
9.	8	38	3:56	Field Goal
10.	5	14	1:20	Punt
11.	4	3	0:16	Field Goal

### WASHINGTON (28:16)

#### AVERAGE DRIVE START WFT 21

	PLAYS	YARDS	TIME	END
1.	3	-9	1:30	Punt
2.	3	6	1:38	Punt
3.	13	90	7:01	Touchdown
4.	4	-5	1:29	Punt
5.	12	84	3:48	Touchdown
6.	3	8	1:36	Punt
7.	7	44	3:11	Field Goal
8.	11	56	4:49	Field Goal
9.	2	75	0:17	Touchdown
10.	3	14	0:57	Interception
11.	11	50	2:00	Field Goal



## NEW YORK GIANTS VS. ATLANTA FALCONS SEPT. 26, 2021



### GIANTS (31:51)

#### AVERAGE DRIVE START NYG 22

	PLAYS	YARDS	TIME	END
1.	11	73	5:16	Field Goal
2.	4	24	2:05	Punt
3.	15	73	7:38	Field Goal
4.	3	1	1:33	Punt
5.	2	13	0:33	Fumble
6.	1	-1	0:07	End of Half
7.	7	29	3:46	Punt
8.	6	17	3:20	Punt
9.	10	71	5:10	Touchdown
10.	7	25	2:23	Punt

### ATLANTA (28:09)

#### AVERAGE DRIVE START ATL 29

	PLAYS	YARDS	TIME	END
1.	5	18	2:46	Punt
2.	4	26	2:18	Punt
3.	3	7	1:44	Punt
4.	8	41	4:31	Punt
5.	6	44	0:36	Touchdown
6.	3	-3	0:53	Fumble
7.	3	6	1:36	Punt
8.	6	32	3:15	Punt
9.	15	72	8:40	Touchdown
10.	7	58	1:50	Field Goal



# 2021 DRIVE CHART



## NEW YORK GIANTS AT NEW ORLEANS SAINTS OCT. 3, 2021



### GIANTS (27:35)

#### AVERAGE DRIVE START NYG 24

	PLAYS	YARDS	TIME	END
1.	3	4	1:28	Punt
2.	5	14	2:04	Punt
3.	10	57	5:29	Missed FG
4.	1	52	0:08	Touchdown
5.	3	27	0:23	Interception
6.	10	70	4:48	Field Goal
7.	5	18	2:45	Punt
8.	5	28	2:45	Punt
9.	1	54	0:09	Touchdown
10.	11	59	2:30	Field Goal
11.	9	75	5:06	Touchdown

### SAINTS (37:31)

#### AVERAGE DRIVE START NO 26

	PLAYS	YARDS	TIME	END
1.	5	13	2:04	Punt
2.	10	44	5:40	Downs
3.	8	35	4:16	Missed FG
4.	13	75	8:28	Touchdown
5.	3	75	1:36	Touchdown
6.	4	19	2:28	Interception
7.	11	63	6:14	Touchdown
8.	3	8	2:23	Punt
9.	7	33	3:51	Punt
10.	2	5	0:31	End of Half



## NEW YORK GIANTS AT DALLAS COWBOYS OCT. 10, 2021



### GIANTS (27:48)

#### AVERAGE DRIVE START NYG 23

	PLAYS	YARDS	TIME	END
1.	6	15	1:58	Missed FG
2.	3	1	1:08	Punt
3.	3	7	1:36	Punt
4.	7	42	1:49	Field Goal
5.	12	88	5:51	Touchdown
6.	1	6	0:36	End of Half
7.	7	42	3:46	Field Goal
8.	1	0	0:14	Interception
9.	10	73	4:40	Downs
10.	11	75	4:17	Touchdown
11.	3	13	0:25	Interception
12.	3	4	1:28	End of Game

### COWBOYS (32:12)

#### AVERAGE DRIVE START DAL 33

	PLAYS	YARDS	TIME	END
1.	7	31	2:15	Interception
2.	10	44	4:30	Field Goal
3.	10	41	4:35	Fumble
4.	4	65	1:59	Touchdown
5.	3	9	1:28	Punt
6.	8	75	2:15	Touchdown
7.	10	75	4:03	Touchdown
8.	8	39	4:55	Field Goal
9.	9	98	4:48	Touchdown
10.	8	33	1:24	Field Goal



## NEW YORK GIANTS VS. LOS ANGELES RAMS OCT. 17, 2021



### GIANTS (27:38)

#### AVERAGE DRIVE START NYG 23

	PLAYS	YARDS	TIME	END
1.	14	73	5:39	Field Goal
2.	10	31	3:58	Downs
3.	3	9	2:09	Punt
4.	3	-13	1:05	Fumble
5.	3	-1	1:06	Punt
6.	2	2	0:46	Interception
7.	5	15	1:22	Punt
8.	1	0	0:16	Interception
9.	8	40	3:47	Interception
10.	3	-9	1:14	Punt
11.	12	53	3:27	Touchdown
12.	10	61	2:49	Downs

### RAMS (32:22)

#### AVERAGE DRIVE START LAR 40

	PLAYS	YARDS	TIME	END
1.	7	37	3:06	Punt
2.	3	-1	1:35	Punt
3.	6	66	3:05	Touchdown
4.	4	12	1:17	Touchdown
5.	3	7	1:21	Punt
6.	4	14	1:17	Touchdown
7.	6	73	1:41	Touchdown
8.	2	4	0:17	Interception
9.	13	68	9:15	Field Goal
10.	9	49	5:03	Touchdown
11.	3	2	0:53	Interception
12.	6	21	3:00	Punt
13.	1	-1	0:32	End of Game



# 2021 DRIVE CHART



NEW YORK GIANTS VS. CAROLINA PANTHERS  
OCT. 24, 2021



## GIANTS (34:35)

### AVERAGE DRIVE START NYG 36

	PLAYS	YARDS	TIME	END
1.	5	27	3:30	Punt
2.	9	39	3:07	Downs
3.	6	32	2:00	Field Goal
4.	4	5	3:34	Punt
5.	6	33	2:24	Punt
6.	1	-1	0:08	End of Half
7.	3	-12	1:22	Punt
8.	3	6	1:21	Punt
9.	11	75	6:33	Touchdown
10.	6	19	2:10	Field Goal
11.	10	32	5:32	Field Goal
12.	1	19	0:06	Touchdown
13.	5	11	2:48	End of Game

## PANTHERS (25:25)

### AVERAGE DRIVE START CAR 22

	PLAYS	YARDS	TIME	END
1.	13	46	6:23	Field Goal
2.	3	1	1:24	Punt
3.	3	-2	0:43	Safety
4.	3	7	1:06	Punt
5.	9	52	4:54	Interception
6.	3	3	0:47	Punt
7.	5	13	3:11	Punt
8.	3	8	1:34	Punt
9.	3	1	1:08	Punt
10.	3	-16	1:15	Punt
11.	4	-6	1:02	Downs
12.	11	42	1:58	Downs



NEW YORK GIANTS AT KANSAS CITY CHIEFS  
NOV. 1, 2021



## GIANTS (25:22)

### AVERAGE DRIVE START NYG 22

	PLAYS	YARDS	TIME	END
1.	2	2	0:40	Interception
2.	3	5	1:22	Punt
3.	9	85	4:02	Touchdown
4.	3	2	0:57	Punt
5.	8	86	3:52	Field Goal
6.	5	12	1:36	End of Half
7.	3	9	2:20	Punt
8.	4	29	2:05	Punt
9.	8	57	3:34	Touchdown
10.	8	24	4:11	Punt
11.	4	-10	0:42	Downs

## CHIEFS (34:38)

### AVERAGE DRIVE START KC 35

	PLAYS	YARDS	TIME	END
1.	13	70	6:43	Interception
2.	4	13	1:25	Touchdown
3.	6	10	1:34	Punt
4.	3	2	0:54	Punt
5.	11	68	5:46	Touchdown
6.	4	12	1:09	Punt
7.	6	31	3:02	Punt
8.	8	51	4:06	Fumble
9.	14	57	6:00	Field Goal
10.	9	55	3:34	Field Goal
11.	1	-1	0:25	End of Game



NEW YORK GIANTS VS. LAS VEGAS RAIDERS  
NOV. 7, 2021



## GIANTS (30:11)

### AVERAGE DRIVE START NYG 29

	PLAYS	YARDS	TIME	END
1.	7	75	4:14	Touchdown
2.	5	17	3:07	Punt
3.	1	-4	0:07	Fumble
4.	8	11	5:24	Punt
5.	9	43	5:14	Field Goal
6.	0	0	0:06	End of Half
7.	13	62	6:13	Field Goal
8.	7	29	3:18	Punt
9.	6	30	1:51	Field Goal
10.	1	-1	0:37	End of Game

## RAIDERS (29:49)

### AVERAGE DRIVE START LV 26

	PLAYS	YARDS	TIME	END
1.	10	73	5:02	Touchdown
2.	5	17	3:07	Punt
3.	6	24	1:35	Field Goal
4.	3	3	0:46	Punt
5.	10	56	3:18	Field Goal
6.	3	3	1:32	Interception
7.	15	85	8:08	Field Goal
8.	8	70	4:39	Missed FG
9.	3	12	0:58	Interception
10.	10	52	2:44	Fumble



# 2021 DRIVE CHART



NEW YORK GIANTS AT TAMPA BAY BUCCANEERS  
NOV. 22, 2021



## GIANTS (24:21)

### AVERAGE DRIVE START NYG 31

	PLAYS	YARDS	TIME	END
1.	13	56	6:59	Field Goal
2.	3	8	1:16	Punt
3.	2	5	0:39	Touchdown
4.	4	21	1:41	Punt
5.	3	32	0:43	Fumble
6.	6	50	2:38	Downs
7.	3	13	1:17	Interception
8.	9	11	4:18	Punt
9.	5	21	2:29	Interception
10.	3	5	1:02	Punt
11.	4	-13	1:19	Downs

## BUCCANEERS (35:39)

### AVERAGE DRIVE START TB 32

	PLAYS	YARDS	TIME	END
1.	8	73	3:57	Touchdown
2.	18	79	7:48	Field Goal
3.	1	0	0:07	Interception
4.	8	71	4:08	Touchdown
5.	9	35	2:42	Punt
6.	10	74	4:51	Touchdown
7.	6	15	2:21	Field Goal
8.	5	13	2:04	Punt
9.	5	27	2:18	Field Goal
10.	3	-10	2:16	Punt
11.	6	10	3:07	End of Game



NEW YORK GIANTS VS. PHILADELPHIA EAGLES  
NOV. 28, 2021



## GIANTS (32:02)

### AVERAGE DRIVE START NYG 28

	PLAYS	YARDS	TIME	END
1.	3	5	1:19	Punt
2.	11	47	5:23	Field Goal
3.	8	47	4:18	Missed FG
4.	7	47	4:33	Punt
5.	10	59	5:58	Touchdown
6.	3	-14	1:29	Punt
7.	3	1	1:02	Punt
8.	12	70	7:22	Field Goal
9.	3	-8	0:23	Punt
10.	1	-1	0:15	End of Game

## EAGLES (27:58)

### AVERAGE DRIVE START PHI 29

	PLAYS	YARDS	TIME	END
1.	3	0	1:34	Punt
2.	10	54	5:39	Interception
3.	3	0	1:02	Punt
4.	15	92	6:12	Interception
5.	5	35	2:12	Downs
6.	1	-8	0:48	Interception
7.	10	66	4:38	Touchdown
8.	6	14	3:37	Punt
9.	4	25	1:20	Fumble
10.	8	32	0:56	Downs



NEW YORK GIANTS AT MIAMI DOLPHINS  
DEC. 5, 2021



## GIANTS (29:20)

### AVERAGE DRIVE START NYG 29

	PLAYS	YARDS	TIME	END
1.	6	28	4:17	Punt
2.	7	45	4:13	Interception
3.	7	16	2:37	Field Goal
4.	6	23	2:49	Punt
5.	1	7	0:26	End of Half
6.	10	69	3:31	Field Goal
7.	3	0	1:02	Punt
8.	3	8	1:03	Punt
9.	6	2	3:42	Punt
10.	3	-8	0:55	Punt
11.	10	25	3:43	Field Goal
12.	6	37	1:02	Missed FG

## DOLPHINS (30:40)

### AVERAGE DRIVE START MIA 26

	PLAYS	YARDS	TIME	END
1.	8	29	3:45	Punt
2.	3	-1	1:56	Punt
3.	11	47	6:05	Field Goal
4.	14	89	3:52	Touchdown
5.	3	6	1:00	Punt
6.	3	8	2:05	Punt
7.	3	-14	1:25	Punt
8.	4	19	1:21	Punt
9.	7	61	3:45	Touchdown
10.	4	4	1:29	Missed FG
11.	10	45	3:48	Field Goal
12.	1	-1	0:09	End of Game



# 2021 BIG PLAYS PASSING

## GIANTS

PLAYERS	YDS.	DATE	OPPONENT
Jones to Barkley	54	10/3	at New Orleans
Jones to Ross III	52	10/3	at New Orleans
Jones to Ross III	50	11/1	at Kansas City
Jones to Slayton	42	9/12	vs. Denver
Jones to Booker	41	11/1	at Kansas City
Jones to Toney	38	10/10	at Dallas
Jones to Board	38	9/26	vs. Atlanta
Jones to Shepard	37	9/12	vs. Denver
Glennon to Toney	35	10/10	at Dallas
Jones to Slayton	33	9/16	at Washington
Jones to Ingram	30	11/7	vs. Las Vegas
Jones to Rudolph	28	11/22	at Tampa Bay
Jones to Golladay	28	10/3	at New Orleans
Jones to Toney	28	10/10	at Dallas
Jones to Pettis	27	10/24	vs. Carolina
Jones to Golladay	27	10/3	at New Orleans
Glennon to Toney	26	10/10	at Dallas
Jones to Golladay	23	10/3	at New Orleans
Jones to Ross III	22	11/1	at Kansas City
Jones to K. Smith	21	9/16	at Washington
Jones to Shepard	21	9/16	at Washington
Glennon to Golladay	20	12/5	at Miami
Jones to Ingram	20	11/28	vs. Philadelphia
Jones to Rudolph	20	10/3	at New Orleans
Jones to Shepard	20	9/12	vs. Denver

## OPPONENTS

PLAYERS	YDS.	DATE	OPPONENT
Winston to Callaway	58	10/3	at New Orleans
Heinicke to McKissic	56	9/16	at Washington
Prescott to Lamb	49	10/10	at Dallas
Brady to Gronkowski	35	11/22	at Tampa Bay
Prescott to Wilson	35	10/10	at Dallas
Stafford to Kupp	30	10/17	vs. L.A. Rams
Prescott to Schultz	30	10/10	at Dallas
Stafford to Kupp	28	10/17	vs. L.A. Rams
Ryan to Patterson	28	9/26	vs. Atlanta
Ryan to Patterson	26	9/26	vs. Atlanta
Tagovailoa to Waddle	25	12/5	at Miami
Stafford to Henderson	25	10/17	vs. L.A. Rams
Stafford to Kupp	25	10/17	vs. L.A. Rams
Ryan to Pitts	25	9/26	vs. Atlanta
Bridgewater to Fant	25	9/12	vs. Denver
Carr to Waller	24	11/7	vs. Las Vegas
Mahomes to Hardman	24	11/1	at Kansas City
Prescott to Cooper	24	10/10	at Dallas
Heinicke to Thomas	24	9/16	at Washington
Carr to Drake	24	11/7	vs. Las Vegas
Wilson to Brown	22	10/10	at Dallas
Heinicke to Brown	22	9/16	at Washington
Bridgewater to Hamler	22	9/12	vs. Denver
Hurts to Reagor	21	11/28	vs. Philadelphia
Brady to Evans	21	11/22	at Tampa Bay
Darnold to Moore	21	10/24	vs. Carolina
Prescott to Cooper	21	10/10	at Dallas
Winston to Montgomery	21	10/3	at New Orleans
Carr to Jones	20	11/7	vs. Las Vegas
Carr to Renfrow	20	11/7	vs. Las Vegas
Carr to Waller	20	11/7	vs. Las Vegas
Bridgewater to Jedy	20	9/12	vs. Denver
Ryan to Ridley	20	9/26	vs. Atlanta



# 2021 BIG PLAYS RUNNING

## GIANTS

PLAYER	YDS	DATE	OPPONENT
Jones	46	9/16	at Washington
Barkley	41	9/16	at Washington
Barkley	32	11/28	vs. Philadelphia
Barkley	23	12/5	at Miami
Booker	20	11/7	vs. Las Vegas
Jones	20	10/3	at New Orleans
Booker	19	10/24	vs. Carolina
Booker	17	12/5	at Miami
Barkley	17	10/3	at New Orleans
Ross III	16	11/22	at Tampa Bay
Booker	16	11/7	vs. Las Vegas
Barkley	15	9/26	vs. Atlanta
Jones	15	9/16	at Washington
Jones	14	11/28	vs. Philadelphia
Jones	14	10/24	vs. Carolina
Booker	14	11/1	at Kansas City
Booker	14	10/17	vs. L.A. Rams
Booker	14	10/10	at Dallas
Booker	13	12/5	at Miami
Barkley	12	11/22	at Tampa Bay
Penny	12	11/7	vs. Las Vegas
Booker	12	11/1	at Kansas City
Jones	12	9/26	vs. Atlanta
Penny	11	11/7	vs. Las Vegas
Booker	11	11/1	at Kansas City
Booker	11	10/24	vs. Carolina
Jones	11	9/26	vs. Atlanta
Jones	11	9/16	at Washington
Barkley	10	12/5	at Miami
Booker	10	11/1	at Kansas City

## OPPONENTS

PLAYER	YARDS	DATE	OPPONENT
Gordon	70	9/12	vs. Denver
Sanders	27	11/28	vs. Philadelphia
Drake	21	11/7	vs. Las Vegas
Hurts	18	11/28	vs. Philadelphia
Pollard	17	10/10	at Dallas
Michel	15	10/17	vs. L.A. Rams
Elliott	15	10/10	at Dallas
Hurts	14	11/28	vs. Philadelphia
Jacobs	14	11/7	vs. Las Vegas
Elliott	14	10/10	at Dallas
Pollard	14	10/10	at Dallas
Gibson	14	9/16	at Washington
Hurts	13	11/28	vs. Philadelphia
Hurts	13	11/28	vs. Philadelphia
Jacobs	13	11/7	vs. Las Vegas
Hubbard	13	10/24	vs. Carolina
Walker	13	10/24	vs. Carolina
Elliott	13	10/10	at Dallas
Hurts	12	11/28	vs. Philadelphia
Scott	12	11/28	vs. Philadelphia
Da. Williams	12	11/1	at Kansas City
Elliott	12	10/10	at Dallas
Williams	12	9/12	vs. Denver
Ahmed	11	12/5	at Miami
Sanders	11	11/28	vs. Philadelphia
Jacobs	11	11/7	vs. Las Vegas
Gibson	11	9/16	at Washington
Patterson	11	9/26	vs. Atlanta
Davis	11	9/26	vs. Atlanta
Brady	10	11/22	at Tampa Bay
Evans	10	11/22	at Tampa Bay
Gore	10	11/1	at Kansas City
Henderson	10	10/17	vs. L.A. Rams
Elliott	10	10/10	at Dallas
Kamara	10	10/3	at New Orleans
Davis	10	9/26	vs. Atlanta
Gibson	10	9/16	at Washington



# 2021 NFL RANKINGS

## GIANTS OFFENSE

DATE	OPP.	NFC RANK			NFL RANK		
		TOTAL	Rush	Pass	TOTAL	Rush	Pass
9/12	vs. Denver	13	13 <sup>r</sup>	10	23	26 <sup>r</sup>	17 <sup>r</sup>
9/16	at Washington	11	8	10	19	15	16 <sup>r</sup>
9/26	vs. Atlanta	10	6 <sup>r</sup>	11	18	11 <sup>r</sup>	17
10/3	at New Orleans	7	12	4	14	21	7
10/10	at Dallas	6	14	4	12	24	8
10/17	vs. L.A. Rams	7	15	6	16	25	10
10/24	vs. Carolina	8	15	7	19	26	13
11/1	at Kansas City	9	15	6	20	26	12
11/7	vs. Las Vegas	10	14	8	21	25	16
11/22	at Tampa Bay	10	14	8	23	25	19
11/28	vs. Philadelphia	10	15	8	24	26	18
12/5	at Miami	12	15	10	26	26	21
12/12	at L.A. Chargers						
12/19	vs. Dallas						
12/26	at Philadelphia						
1/2	at Chicago						
1/9	vs. Washington						

## GIANTS DEFENSE

DATE	OPP.	NFC RANK			NFL RANK		
		TOTAL	Rush	Pass	TOTAL	Rush	Pass
9/12	vs. Denver	10	14	9	22	28	15
9/16	at Washington	13	9 <sup>r</sup>	13	26	21 <sup>r</sup>	25
9/26	vs. Atlanta	10	6	9	21	13	21
10/3	at New Orleans	10	10	9	22	20	20
10/10	at Dallas	15	13	10	29	27	22
10/17	vs. L.A. Rams	14	15	11	27	29	22
10/24	vs. Carolina	11	13	8	20	24	13 <sup>r</sup>
11/1	at Kansas City	13	10	9	23	23	17
11/7	vs. Las Vegas	13	11	11	25	22	19
11/22	at Tampa Bay	13	11	14	26	22	26
11/28	vs. Philadelphia	13	14	9	27	26	17
12/5	at Miami	11	14	8	24	25	17
12/12	at L.A. Chargers						
12/19	vs. Dallas						
12/26	at Philadelphia						
1/2	at Chicago						
1/9	vs. Washington						



## 2021 POINTS FROM TURNOVERS

TURNOVERS	RESULTS FROM TURNOVERS				
Takeaways	TDs Off Takeaway	Points From TDs	Field Goals Off Takeaway	Points From FGs	Total Points Off Takeaways
19	4	28	2	6	34
Giveaways	TDs Off Giveaway	Points From TDs	Field Goals Off Giveaway	Points From FGs	Total Points Off Giveaways
15	5	34	5	15	55
<b>NET POINTS OFF OF TURNOVERS</b>					<b>-21</b>

PLUS/MINUS TURNOVER RATIO			
	Takeaways	Giveaways	Difference
<b>FIRST HALF</b>	<b>10</b>	<b>9</b>	<b>1</b>
1st Quarter	3	3	0
2nd Quarter	7	6	1
<b>SECOND HALF</b>	<b>9</b>	<b>6</b>	<b>3</b>
3rd Quarter	4	3	1
4th Quarter	5	3	2
Overtime	0	0	0
<b>TOTALS</b>	<b>19</b>	<b>15</b>	<b>4</b>



## 2021 TURNOVERS

### 2021 OFFENSIVE TURNOVER CHART

Date	Opponent	W/L	Turnover	QTR	YD-LINE	RESULT
9/12	vs. Denver	L	Jones Fumbled, Recovered by Reed	3	DEN 15	Field Goal
9/26	vs. Atlanta	L	Engram Fumbled, Recovered by Oliver	2	NYG 38	Fumble
10/3	at New Orleans	W	Jones Intercepted by Williams	2	NO 2	End of Half
10/10	at Dallas	L	Glennon Intercepted by Diggs	3	DAL 23	Field Goal
10/10	at Dallas	L	Glennon Intercepted by Brown	4	NYG 45	Ret. Touchdown
10/17	vs. L.A. Rams	L	Jones Fumbled, Recovered by Floyd	2	NYG 16	Touchdown
10/17	vs. L.A. Rams	L	Jones Intercepted by Rapp	2	NYG 27	Touchdown
10/17	vs. L.A. Rams	L	Jones Intercepted by Rochell	2	LAR 36	Interception
10/17	vs. L.A. Rams	L	Jones Intercepted by Rapp	3	LAR 33	Touchdown
11/1	at Kansas City	L	Jones Intercepted by Gay	1	NYG 26	Touchdown
11/7	vs. Las Vegas	W	Jones Fumbled, Recovered by Philon	1	NYG 27	Field Goal
11/22	at Tampa Bay	L	Slayton Fumbled, Recovered by Winfield	2	NYG 45	End of Half
11/22	at Tampa Bay	L	Jones Intercepted by McLendon	3	NYG 37	Field Goal
11/22	at Tampa Bay	L	Jones Intercepted by Edwards	4	NYG 39	Field Goal
12/5	at Miami	L	Glennon Intercepted by Howard	1	MIA 3	Punt

## 2021 TAKEAWAYS

### 2021 DEFENSIVE TURNOVER CHART

Date	Opponent	W/L	Turnover	QTR	YD-LINE	RESULT
9/12	vs. Denver	L	Okwuegbunam Fumbled, Recovered by Ryan	2	NYG 4	Punt
9/16	at Washington	L	Heinicke Intercepted by Bradberry	4	WFT 25	Field Goal
9/26	vs. Atlanta	L	Ryan Fumbled, Recovered by Carter	2	NYG 41	End of Half
10/3	at New Orleans	W	Hill Intercepted by Bradberry	3	NYG 12	Punt
10/10	at Dallas	L	Prescott Intercepted by Carter	1	NYG 48	Missed FG
10/10	at Dallas	L	Prescott Fumbled, Recovered by Ragland	1	NYG 10	Punt
10/17	vs. L.A. Rams	L	Stafford Intercepted by X. McKinney	2	NYG 38	End of Half
10/17	vs. L.A. Rams	L	Wolford Intercepted by X. McKinney	4	NYG 47	Touchdown
10/24	vs. Carolina	W	Darnold Intercepted by Bradberry	2	NYG 18	Punt
11/1	at Kansas City	L	Mahomes Intercepted by Love	1	NYG -1	Interception
11/1	at Kansas City	L	Kelce Fumbled, Recovered by Bradberry	3	NYG 30	Touchdown
11/7	vs. Las Vegas	W	Carr Intercepted by X. McKinney for a TD	3	LV 41	Touchdown
11/7	vs. Las Vegas	W	Carr Intercepted by X. McKinney	4	50	Field Goal
11/7	vs. Las Vegas	W	Carr Fumbled, Recovered by L. Williams	4	NYG 23	End of Game
11/22	at Tampa Bay	L	Brady Intercepted by Jackson	2	TB 15	Touchdown
11/29	vs. Philadelphia	W	Hurts Intercepted by Holmes	1	NYG 5	Missed FG
11/29	vs. Philadelphia	W	Hurts Intercepted by Crowder	2	NYG 0	End of Half
11/29	vs. Philadelphia	W	Hurts Intercepted by McKinney	3	NYG 46	Punt
11/29	vs. Philadelphia	W	Scott Fumbled, Recovered by Love	4	NYG 37	Punt



# 2021 GIANTS INSIDE THE 20 EFFICIENCY

## GIANTS INSIDE THE 20

DATE	OPP.	POS	TD	PAT	2-PT	FG	MFG	INT	FUM
9/12	vs. Denver	3	1	0	0	0	0	0	0
9/16	at Washington	3	1	1	0	2	0	0	0
9/26	vs. Atlanta	3	1	0	1	2	0	0	0
10/3	at New Orleans	3	1	0	0	1	1	0	0
10/10	at Dallas	3	2	2	0	0	0	0	0
10/17	vs. L.A. Rams	2	1	0	1	1	0	0	0
10/24	vs. Carolina	3	2	2	0	0	0	0	0
11/1	at Kansas City	3	2	2	0	1	0	0	0
11/7	vs. Las Vegas	2	0	0	0	2	0	0	0
11/22	at Tampa Bay	2	1	1	0	1	0	0	0
11/28	vs. Philadelphia	3	1	1	0	2	0	0	0
12/5	at Miami	1	0	0	0	1	0	0	0
12/12	at L.A. Chargers								
12/19	vs. Dallas								
12/26	at Philadelphia								
1/2	at Chicago								
1/9	vs. Washington								
<b>2021 TOTALS</b>		<b>31</b>	<b>13</b>	<b>9</b>	<b>2</b>	<b>13</b>	<b>1</b>	<b>0</b>	<b>0</b>

## GIANTS INSIDE THE 20

DATE	OPP.	DOWNS	HALF	GAME	Pts.	TD%	Score%	Pts./Poss.
9/12	vs. Denver	2	0	0	6	33.3%	33.3%	2.0
9/16	at Washington	0	0	0	13	33.3%	100.0%	4.3
9/26	vs. Atlanta	0	0	0	14	33.3%	100.0%	4.7
10/3	at New Orleans	0	0	0	10	33.3%	66.7%	3.3
10/10	at Dallas	1	0	0	14	66.7%	66.7%	4.7
10/17	vs. L.A. Rams	0	0	0	11	50.0%	100.0%	5.5
10/24	vs. Carolina	1	0	0	14	66.7%	66.7%	4.7
11/1	at Kansas City	0	0	0	17	66.7%	100.0%	5.7
11/7	vs. Las Vegas	0	0	0	6	0.0%	100.0%	3.0
11/22	at Tampa Bay	0	0	0	10	50.0%	100.0%	5.0
11/28	vs. Philadelphia	0	0	0	13	33.3%	100.0%	4.3
12/5	at Miami	0	0	0	3	0.0%	100.0%	3.0
12/12	at L.A. Chargers							
12/19	vs. Dallas							
12/26	at Philadelphia							
1/2	at Chicago							
1/9	vs. Washington							
<b>2021 TOTALS</b>		<b>4</b>	<b>0</b>	<b>0</b>	<b>130</b>	<b>41.9%</b>	<b>83.9%</b>	<b>4.2</b>



## 2021 OPPONENTS INSIDE THE 20 EFFICIENCY

### OPPONENTS INSIDE THE 20

DATE	OPP.	POS	TD	PAT	2-PT	FG	MFG	INT	FUM
9/12	vs. Denver	5	2	2	0	2	0	0	1
9/16	at Washington	4	3	3	0	1	0	0	0
9/26	vs. Atlanta	2	2	2	0	0	0	0	0
10/3	at New Orleans	3	3	3	0	0	0	0	0
10/10	at Dallas	5	2	2	0	2	0	0	1
10/17	vs. L.A. Rams	5	4	4	0	1	0	0	0
10/24	vs. Carolina	1	0	0	0	0	0	1	0
11/1	at Kansas City	6	2	2	0	2	0	1	0
11/7	vs. Las Vegas	6	1	1	0	3	1	0	1
11/22	at Tampa Bay	5	3	3	0	2	0	0	0
11/28	vs. Philadelphia	2	1	1	0	0	0	1	0
12/5	at Miami	2	2	2	0	0	0	0	0
12/12	at L.A. Chargers								
12/19	vs. Dallas								
12/26	at Philadelphia								
1/2	at Chicago								
1/9	vs. Washington								
<b>2021 TOTALS</b>		<b>46</b>	<b>25</b>	<b>25</b>	<b>0</b>	<b>13</b>	<b>1</b>	<b>3</b>	<b>3</b>

### OPPONENTS INSIDE THE 20

DATE	OPP.	DOWNS	HALF	GAME	Pts.	TD%	Score%	Pts./Poss.
9/12	vs. Denver	0	0	0	20	40.0%	80.0%	4.0
9/16	at Washington	0	0	0	24	75.0%	100.0%	6.0
9/26	vs. Atlanta	0	0	0	14	100.0%	100.0%	7.0
10/3	at New Orleans	0	0	0	21	100.0%	100.0%	7.0
10/10	at Dallas	0	0	0	20	40.0%	80.0%	4.0
10/17	vs. L.A. Rams	0	0	0	31	80.0%	100.0%	5.6
10/24	vs. Carolina	0	0	0	0	0.0%	0.0%	0.0
11/1	at Kansas City	0	0	1	20	33.3%	66.7%	3.3
11/7	vs. Las Vegas	0	0	0	16	16.7%	66.7%	2.7
11/22	at Tampa Bay	0	0	0	27	60.0%	100.0%	5.4
11/28	vs. Philadelphia	0	0	0	7	50.0%	50.0%	3.5
12/5	at Miami	0	0	0	14	100.0%	100.0%	7.0
12/12	at L.A. Chargers							
12/19	vs. Dallas							
12/26	at Philadelphia							
1/2	at Chicago							
1/9	vs. Washington							
<b>2021 TOTALS</b>		<b>0</b>	<b>0</b>	<b>1</b>	<b>204</b>	<b>54.3%</b>	<b>82.6%</b>	<b>4.4</b>



# 2021 GIANTS GOAL TO GO

## GIANTS GOAL TO GO

DATE	OPP.	POS	TD	PAT	2-PT	FG	MFG	INT	FUM
9/12	vs. Denver	2	1	0	0	0	0	0	0
9/16	at Washington	1	1	1	0	0	0	0	0
9/26	vs. Atlanta	2	1	0	1	1	0	0	0
10/3	at New Orleans	2	1	0	0	1	0	0	0
10/10	at Dallas	3	2	2	0	0	0	0	0
10/17	vs. L.A. Rams	1	1	0	1	0	0	0	0
10/24	vs. Carolina	1	0	0	0	0	0	0	0
11/1	at Kansas City	1	1	1	0	0	0	0	0
11/7	vs. Las Vegas	0	0	0	0	0	0	0	0
11/22	at Tampa Bay	1	1	1	0	0	0	0	0
11/28	vs. Philadelphia	1	1	1	0	0	0	0	0
12/5	at Miami	0	0	0	0	0	0	0	0
12/12	at L.A. Chargers								
12/19	vs. Dallas								
12/26	at Philadelphia								
1/2	at Chicago								
1/9	vs. Washington								
<b>2021 TOTALS</b>		<b>15</b>	<b>10</b>	<b>6</b>	<b>2</b>	<b>2</b>	<b>0</b>	<b>0</b>	<b>0</b>

## GIANTS GOAL TO GO

DATE	OPP.	DOWNS	HALF	GAME	Pts.	TD%	Score%	Pts./ Poss.
9/12	vs. Denver	1	0	0	6	50.0%	50.0%	3.0
9/16	at Washington	0	0	0	7	100.0%	100.0%	7.0
9/26	vs. Atlanta	0	0	0	11	50.0%	100.0%	5.5
10/3	at New Orleans	0	0	0	9	50.0%	100.0%	4.5
10/10	at Dallas	1	0	0	14	66.7%	66.7%	4.7
10/17	vs. L.A. Rams	0	0	0	7	100.0%	100.0%	7.0
10/24	vs. Carolina	1	0	0	0	0.0%	0.0%	0.0
11/1	at Kansas City	0	0	0	7	100.0%	100.0%	7.0
11/7	vs. Las Vegas	0	0	0	0	0.0%	0.0%	0.0
11/22	at Tampa Bay	0	0	0	7	100.0%	100.0%	7.0
11/28	vs. Philadelphia	0	0	0	7	100.0%	100.0%	7.0
12/5	at Miami	0	0	0	0	0.0%	0.0%	0.0
12/12	at L.A. Chargers							
12/19	vs. Dallas							
12/26	at Philadelphia							
1/2	at Chicago							
1/9	vs. Washington							
<b>2021 TOTALS</b>		<b>2</b>	<b>0</b>	<b>0</b>	<b>72</b>	<b>66.7%</b>	<b>80.0%</b>	<b>4.8</b>



# 2021 OPPONENTS GOAL TO GO

## OPPONENTS GOAL TO GO

DATE	OPP.	POS	TD	PAT	2-PT	FG	MFG	INT	FUM
9/12	vs. Denver	1	1	1	0	0	0	0	0
9/16	at Washington	0	0	0	0	0	0	0	0
9/26	vs. Atlanta	2	2	2	0	0	0	0	0
10/3	at New Orleans	0	0	0	0	0	0	0	0
10/10	at Dallas	2	1	1	0	0	0	0	1
10/17	vs. L.A. Rams	1	1	1	0	0	0	0	0
10/24	vs. Carolina	0	0	0	0	0	0	0	0
11/1	at Kansas City	4	2	2	0	1	0	1	0
11/7	vs. Las Vegas	2	1	1	0	1	0	0	0
11/22	at Tampa Bay	3	2	2	0	1	0	0	0
11/28	vs. Philadelphia	2	1	1	0	0	0	1	0
12/5	at Miami	2	2	2	0	0	0	0	0
12/12	at L.A. Chargers								
12/19	vs. Dallas								
12/26	at Philadelphia								
1/2	at Chicago								
1/9	vs. Washington								
<b>2021 TOTALS</b>		<b>19</b>	<b>13</b>	<b>13</b>	<b>0</b>	<b>3</b>	<b>0</b>	<b>2</b>	<b>1</b>

## OPPONENTS GOAL TO GO

DATE	OPP.	DOWNS	HALF	GAME	Pts.	TD%	Score%	Pts./ Poss.
9/12	vs. Denver	0	0	0	7	100.0%	100.0%	7.0
9/16	at Washington	0	0	0	0	0.0%	0.0%	0.0
9/26	vs. Atlanta	0	0	0	14	100.0%	100.0%	7.0
10/3	at New Orleans	0	0	0	0	0.0%	0.0%	0.0
10/10	at Dallas	0	0	0	7	50.0%	50.0%	3.5
10/17	vs. L.A. Rams	0	0	0	7	100.0%	100.0%	7.0
10/24	vs. Carolina	0	0	0	0	0.0%	0.0%	0.0
11/1	at Kansas City	0	0	0	17	50.0%	75.0%	4.3
11/7	vs. Las Vegas	0	0	0	10	50.0%	100.0%	5.0
11/22	at Tampa Bay	0	0	0	17	66.7%	100.0%	5.7
11/28	vs. Philadelphia	0	0	0	7	50.0%	50.0%	3.5
12/5	at Miami	0	0	0	14	100.0%	100.0%	7.0
12/12	at L.A. Chargers							
12/19	vs. Dallas							
12/26	at Philadelphia							
1/2	at Chicago							
1/9	vs. Washington							
<b>2021 TOTALS</b>		<b>0</b>	<b>0</b>	<b>0</b>	<b>100</b>	<b>68.4%</b>	<b>84.2%</b>	<b>5.3</b>



# 2021 KICKING -- GIANTS & OPPONENTS

## GIANTS KICKING

DATE	OPP.	FG	11-19	20-29	30-39	40-49	50+	TOTAL
9/12	vs. Denver	Gano	0-0	0-0	0-0	0-0	0-0	0-0
9/16	at Washington	Gano (23) (47) (52) (55) (35)	0-0	1-1	1-1	1-1	2-2	5-5
9/26	vs. Atlanta	Gano (25) (31)	0-0	1-1	1-1	0-0	0-0	2-2
10/3	at New Orleans	Gano 35WL (23) (48)	0-0	1-1	0-1	1-1	0-0	2-3
10/10	at Dallas	Gano 54WR (51) (51)	0-0	0-0	0-0	0-0	2-3	2-3
10/17	vs. L.A. Rams	Gano (27)	0-0	1-1	0-0	0-0	0-0	1-1
10/24	vs. Carolina	Gano (49) (53) (44)	0-0	0-0	0-0	2-2	1-1	3-3
11/1	at Kansas City	Gano (23)	0-0	1-1	0-0	0-0	0-0	1-1
11/7	vs. Las Vegas	Gano (35) (32) (38)	0-0	0-0	3-3	0-0	0-0	3-3
11/22	at Tampa Bay	Gano (37)	0-0	0-0	1-1	0-0	0-0	1-1
11/28	vs. Philadelphia	Gano (35) 51WR (39)	0-0	0-0	2-2	0-0	0-1	2-3
12/5	at Miami	Gano (39) (34) (51) 56WR	0-0	0-0	2-2	0-0	1-2	3-4
12/12	at L.A. Chargers							
12/19	vs. Dallas							
12/26	at Philadelphia							
1/2	at Chicago							
1/9	vs. Washington							
<b>2021 TOTALS</b>			<b>0-0</b>	<b>5-5</b>	<b>10-11</b>	<b>4-4</b>	<b>6-8</b>	<b>25-29</b>

## OPPONENTS KICKING

DATE	OPP.	FG	11-19	20-29	30-39	40-49	50+	TOTAL
9/12	vs. Denver	McManus (23)(41)	0-0	1-1	0-0	1-1	0-0	2-2
9/16	at Washington	Hopkins (49) (37) (43)	0-0	0-0	1-1	2-2	0-0	3-3
9/26	vs. Atlanta	Koo (40)	0-0	0-0	0-0	1-1	0-0	1-1
10/3	at New Orleans	Rosas 58WR	0-0	0-0	0-0	0-0	0-1	0-1
10/10	at Dallas	Zuerlein (31) (38) (31)	0-0	0-0	3-3	0-0	0-0	3-3
10/17	vs. L.A. Rams	Gay (32)	0-0	0-0	1-1	0-0	0-0	1-1
10/24	vs. Carolina	Gonzalez (45)	0-0	0-0	0-0	1-1	0-0	1-1
11/1	at Kansas City	Butker (36) (34)	0-0	0-0	2-2	0-0	0-0	2-2
11/7	vs. Las Vegas	Carlson (25) (32) (25) 25WL	0-0	2-3	1-1	0-0	0-0	3-4
11/22	at Tampa Bay	Succop (25) (40) (30)	0-0	1-1	1-1	1-1	0-0	3-3
11/28	vs. Philadelphia	Elliott	0-0	0-0	0-0	0-0	0-0	0-0
12/5	at Miami	Sanders (48) 52WR (48)	0-0	0-0	0-0	2-2	0-1	2-3
12/12	at L.A. Chargers							
12/19	vs. Dallas							
12/26	at Philadelphia							
1/2	at Chicago							
1/9	vs. Washington							
<b>2021 TOTALS</b>			<b>0-0</b>	<b>4-5</b>	<b>9-9</b>	<b>8-8</b>	<b>0-2</b>	<b>21-24</b>



## LAST TIME IT HAPPENED -- REGULAR SEASON

### OFFENSE

#### OVERTIME GAME

Giants 27, New Orleans 21 (OT),  
Oct. 3, 2021

#### SHUTOUT

Giants: Giants 24 at Tampa Bay 0,  
Sept. 27, 2009  
Opponent: Giants 0 vs. Tennessee 17,  
Dec. 16, 2018

#### SCORELESS FIRST HALF

Giants: Giants 0 vs. Arizona 13, Dec.  
13, 2020  
Opponent: Philadelphia 0 vs. Giants  
3, Nov. 28, 2021

#### SCORELESS SECOND HALF:

Giants: Giants 0 at Tampa Bay 13,  
Nov. 22, 2021  
Opponent: Giants 20 vs. Carolina 0,  
Oct. 24, 2021

#### 400 YARDS:

Giants: 485 at New Orleans, Oct. 3,  
2021 (OT)  
Opponent: 402 at Tampa Bay, Nov.  
22, 2021

#### 500 YARDS:

Giants: 552, at Washington, Dec. 22,  
2019 (OT)  
Opponent: 515 at Dallas, Oct. 10,  
2021

#### 600 TOTAL YARDS:

Giants: 604 vs. Tampa Bay, Sept.  
16, 2012  
Opponent: 608 at New Orleans, Nov.  
1, 2015

#### 200 YARDS RUSHING:

Giants: 206 at Washington, Dec. 22,  
2019 (OT)  
Opponent: 208 vs. Philadelphia, Nov.  
28, 2021

#### 300 YARDS RUSHING:

Giants: 301 vs. Carolina, Dec. 21,  
2008  
Opponent: 350 at Seattle, Nov. 9,  
2014

#### 300 NET YARDS PASSING:

Giants: 402 at New Orleans, Oct. 3,  
2021 (OT)  
Opponent: 308 at Tampa Bay, Nov.  
22, 2021

#### 400 NET YARDS PASSING:

Giants: 402 at New Orleans, Oct. 3,  
2021 (OT)  
Opponent: 405 at Dallas, Sept. 8,  
2019

#### 500 NET YARDS PASSING:

Giants: 510 vs. Tampa Bay, Sept.  
16, 2012  
Opponent: 505 at New Orleans,  
Nov. 1, 2015

#### MOST POINTS:

Giants: 62 vs. Philadelphia, Nov.  
26, 1972  
Opponent: 72 at Washington,  
Nov. 27, 1966

#### 60 POINTS:

Giants: 62 vs. Philadelphia, Nov.  
26, 1972  
Opponent: 72 at Washington,  
Nov. 27, 1966

#### 50 POINTS:

52 vs. New Orleans, Dec. 9, 2012  
Opponent: 51 vs. L.A. Rams, Nov.  
5, 2017

#### 100-YARD RUSHING GAME:

Giants: Wayne Gallman Jr. 135,  
at Seattle, Dec. 6, 2020  
Opponent: Ezekiel Elliott 110, at  
Dallas, Oct. 10, 2021

#### 100-YARD RECEIVING GAME:

Giants: Kadarius Toney, 189, at  
Dallas, Oct. 10, 2021  
Opponent: Cooper Kupp, 130 vs.  
L.A. Rams, Oct. 17, 2021

#### 200-YARD RECEIVING GAME:

Giants: Odell Beckham Jr., 222 vs.  
Baltimore, Oct. 16, 2016  
Opponent: Gary Clark, 241  
vs. Washington, Oct. 27, 1986

#### 300-YARD PASSING GAME

Giants: Daniel Jones, 402 at New  
Orleans, Oct. 3, 2021 (OT)  
Opponent: Tom Brady, 307 at  
Tampa Bay, Nov. 22, 2021

#### 400-YARD PASSING GAME

Giants: Daniel Jones, 402 at New  
Orleans, Oct. 3, 2021 (OT)  
Opponent: Dak Prescott, 405 at  
Dallas, Sept. 8, 2019

#### 3 TD PASSES:

Giants: Daniel Jones (5) at  
Washington, Dec. 22, 2019 (OT)  
Opponent: Matthew Stafford (4),  
vs. L.A. Rams, Oct. 17, 2021

#### 4 TD PASSES:

Giants: Daniel Jones at Washington  
(5), Dec. 22 2019 (OT)  
Opponent: Matthew Stafford (4), vs.  
L.A. Rams, Oct. 17, 2021

#### 5 TD PASSES:

Giants: Daniel Jones at Washington  
(5), Dec. 22 2019 (OT)  
Opponent: Cam Newton (5), vs.  
Carolina, Dec. 20, 2015

#### 3 TD RECEIVING:

Giants: Odell Beckham Jr. at New  
Orleans, Nov. 1, 2015  
Opponent: Mike Evans at Tampa  
Bay, Sept. 22, 2019

#### 4 TD RECEIVING:

Giants: Earnest Gray at St. Louis  
(Cardinals), Sept. 7, 1980  
Opponent: Joe Horn  
at New Orleans, Dec. 14, 2003

#### 3 TD RUSHING:

Giants: Ahmad Bradshaw, vs.  
Buffalo, Oct. 16, 2011  
Opponent: Boston Scott vs.  
Philadelphia, Dec. 29, 2019

#### 4 TD RUSHING:

Giants: Rodney Hampton, vs. New  
Orleans, Sept. 24, 1995  
Opponent: Marshawn Lynch, at  
Seattle, Nov. 9, 2014.

### DEFENSE

#### INTERCEPTION TD RETURN

Giants: Xavier McKinney, 41 yards,  
vs. Las Vegas, Nov. 7, 2021  
Opponent: Anthony Brown, 45 yards  
at Dallas, Oct. 10, 2021

#### FUMBLE RETURN FOR TD

Giants: Markus Golden, 42 yards at  
New England, Oct. 10, 2019  
Opponent: Anthony Brown, 29  
yards, at Dallas, Oct. 11, 2020  
\*Offense: Evans vs. Tampa Bay,  
Nov. 18, 2018

#### 3 QUARTERBACK SACKS

Giants: Leonard Williams (3.0) vs.  
Dallas, Jan. 3, 2021  
Opponent: Haason Reddick (5.0) vs.  
Arizona, Dec. 13, 2020



## LAST TIME IT HAPPENED -- REGULAR SEASON

### 4 QUARTERBACK SACKS

Giants: Justin Tuck (4.0) at Washington, Dec. 1, 2010  
Opponent: Haason Reddick (5.0) vs. Arizona, Dec. 13, 2020

### 2 INTERCEPTIONS

Giants: Xavier McKinney, vs. Las Vegas, Nov. 7, 2021  
Opponent: Taylor Rapp, vs. L.A. Rams, Oct. 17, 2021

### SAFETY

Giants: Sam Darnold intentional grounding in the end zone vs. Carolina, Oct. 24, 2021  
Opponent: Riley Dixon had punt blocked and ball was ruled out of bounds in the back of the end zone at Seattle, Dec. 6, 2020

### SPECIAL TEAMS

#### 5 FIELD GOALS

Giants: Josh Brown at Tennessee, Dec. 7, 2014  
Opponent: Dustin Hopkins, vs. Washington, Sept. 25, 2016

#### 50-YARD FIELD GOAL

Giants: Graham Gano, 51 at Miami, Dec. 5, 2021  
Opponent: Greg Zuerlein 57, vs. Dallas, Jan. 3, 2021

#### KICKOFF RETURN FOR TD

Giants: Dwayne Harris 100 yards vs. Dallas, Oct. 25, 2015  
Opponent: Brandon Wilson 103 yards at Cincinnati, Nov. 29, 2020

#### PUNT RETURN FOR TD

Giants: Dwayne Harris 80 yards vs. New York Jets, Dec. 6, 2015  
Opponent: Jamal Agnew 88 yards vs. Detroit, Sept. 18, 2017.

#### BLOCKED PUNT

Giants: Michael Thomas vs. Arizona, Oct. 20, 2019  
Opponent: Ryan Neal blocked Riley Dixon's punt vs. Seattle, Dec. 6, 2020

#### BLOCKED PUNT

**RETURN/RECOVERED FOR TD**  
Giants: Eli Penny, Recovered in the end zone (blocked by Michael Thomas) vs. Arizona, Oct. 20, 2019  
Opponent: Chase Winovich, 6 yards at New England, Oct. 10, 2019

#### BLOCKED FIELD GOAL ATTEMPT

Giants: Kerry Wynn at Denver, Oct. 15, 2017  
Opponent: Adam Gotsis at Denver, Oct. 15, 2017

#### BLOCKED FIELD GOAL RETURNED FOR TD

Giants: Janoris Jenkins vs. New Orleans, Sept. 19, 2016

#### FAKE FIELD GOAL ATTEMPT

Giants: Jeff Hostetler 22-yard TD pass to Carl Banks at Philadelphia, Oct. 8, 1989  
Opponent: Shaun Suisham, vs. Pittsburgh Nov. 4, 2012 (no first down)

#### BLOCKED PAT

Giants: Dexter Lawrence II at Tampa Bay, Sept. 22, 2019  
Opponent: Anthony Lanier vs. Washington, Dec. 31, 2017

#### PAT MISSED

Giants: Graham Gano vs. Dallas, Jan. 3, 2021  
Opponent: Eddy Pineiro at Chicago, Nov. 24, 2019

#### TWO POINT CONVERSION MADE

Giants: Daniel Jones pass to Kyle Rudolph, vs. L.A. Rams, Oct. 17, 2021  
Opponent: Myles Sanders run, vs. Philadelphia, Nov. 15, 2020

#### TWO POINT CONVERSION FAILED

Giants: Daniel Jones pass attempt to Dion Lewis, vs. Tampa Bay, Nov. 2, 2020  
Opponent: Carson Wentz pass failed (sacked), vs. Philadelphia, Nov. 15, 2020

#### RECOVERED OWN ONSIDE KICK

Giants: vs. Dallas, Sept. 16, 2018  
Opponent: vs. Chicago, Dec. 2, 2018





## LAST TIME IT HAPPENED -- SEASON

### OFFENSE

#### 1,000 YARD RUSHER

Saquon Barkley, 2019, 1,003 yards

#### 300 RUSHING ATTEMPTS

Tiki Barber, 2006, 327 attempts

#### 5 100-YARD RUSHING GAMES

Saquon Barkley, 2018, (7)

#### 10 RUSHING TDS

Saquon Barkley, 2018, 11 touchdowns

#### 600 PASS ATTEMPTS

Eli Manning, 2015, 618 attempts

#### 500 PASS ATTEMPTS

Eli Manning, 2018, 576 attempts

#### 300 PASS COMPLETIONS

Eli Manning, 2018, 380 completions

#### 4,000 YARDS PASSING

Eli Manning, 2018, 4,299 yards

#### 5 GAMES WITH 300 YARDS

Daniel Jones, 2019, (5)

#### 30 TOUCHDOWN PASSES

Eli Manning, 2015, 35 touchdowns

#### MOST CONSECUTIVE GAMES WITH A TD PASS

Daniel Jones, 2019, (12)

#### 100 RECEPTIONS

Odell Beckham Jr., 2016, 101 receptions

#### 1,000 RECEIVING YARDS

Odell Beckham Jr., 2018, 1,052 yards

### 10 RECEIVING TDS

Odell Beckham Jr., 2016, 10 touchdowns

### DEFENSE

#### 10 INTERCEPTIONS

Willie Williams, 1968, 11 interceptions

#### 2 DEFENSIVE TDS

Alec Ogletree, 2018, 2 touchdowns

#### 5 FORCED FUMBLES

Osi Umenyiora, 2010, 10 forced fumbles & Justin Tuck, 2010, 6 forced fumbles

#### 10+ SACKS

Leonard Williams, 2020, 11.5 sacks

### SPECIAL TEAMS

#### 50 KICKOFF RETURNS

David Wilson, 2012, 57 returns

#### 30-YARD AVG. KICKOFF RETURN

John Counts, 1962, 30.2 yard average

#### 1,000 KICKOFF RETURN YARDS

David Wilson, 2012, 1,533 yards

#### 2 KICKOFF RETURN TDS

Never Happened

#### 50 PUNT RETURNS

Phil McConkey, 1985, 53 returns

#### 500 PUNT RETURN YARDS

Tiki Barber, 1999, 506 yards

#### 15-YARD PUNT RETURN AVG

Amani Toomer, 1996, 16.6 yard average

#### 2 PUNT RETURNS FOR TD

Amani Toomer, 1996, 2 touchdowns

# 2021 GAME RECAPS



# GAME 1

## GIANTS VS. BRONCOS

SEPTEMBER 12, 2021  
BRONCOS 27, GIANTS 13



EAST RUTHERFORD, N.J. — Good things are supposed to come to those who wait, but that wasn't true for Giants fans Sunday afternoon.

For the first time since the 2019 season finale, they were allowed into MetLife Stadium to see their favorite team. But the Giants gave their faithful little to cheer about and lost their season-opener to the Denver Broncos, 27-13. It was a two-touchdown margin only because Daniel Jones scored a touchdown on the game's final play.

"I'd like to go ahead and thank the fans for coming out and obviously this was an atmosphere that we've been waiting for for some time," coach Joe Judge said. "They were great today. We have to earn their cheers, they were very supportive, they were great, it was great energy in the stadium. We've got to do something more as a team to make them want to go ahead and stay into the game longer than they can and give us their support. Well, that's something we have to earn."

The players were energized by the fans but frustrated they couldn't reward them with a better performance.

"Certainly disappointing," quarterback Daniel Jones said. "The fans showed up and brought a lot of energy, brought a lot of excitement and we've got to do a better job performing and playing well. We appreciate that and we're determined to get it right."

"At the end of the day, we're a team," middle linebacker Blake Martinez said. "It's us going out there. Obviously, the fans are part of it. We have to play better and keep it a game going through, but for us, it's us inside the locker room. We're going to go out there and do what we need to do, no matter who's there. Obviously, we played last year with no fans. It's just one of the things and you just have to keep fighting through."

	1	2	3	4	OT	F
BRONCOS	0	10	7	10	0	27
GIANTS	0	7	0	6	0	13

### SCORING SUMMARY

Team	Qtr	Time	Play Description (Extra Point) (Drive Info)	Visitor	Home
Broncos	2	13:18	Brandon McManus 23 yd FG. (15-62; 8-42)	3	0
Giants	2	8:56	Sterling Shepard 37 yd pass from Daniel Jones (Graham Gano kick). (7-75; 4:22)	3	7
Broncos	2	0:08	Tim Patrick 2 yd pass from Teddy Bridgewater (Brandon McManus kick). (7-57; 2:17)	10	7
Broncos	3	6:48	Albert Okwuegbunam 4 yd pass from Teddy Bridgewater (Brandon McManus kick). (16-75; 8:12)	17	7
Broncos	4	12:44	Brandon McManus 36 yd FG. (10-69; 5:03)	20	7
Broncos	4	4:37	Melvin Gordon III 70 yd run (Brandon McManus kick). (4-94; 1:48)	27	7
Giants	4	0:00	Daniel Jones 4 yd run. (8-64; 1:49)	27	13

### TEAM STATS

	BRONCOS	GIANTS
FIRST DOWNS	24	19
FIRST DOWN (RUSH)	4	3
FIRST DOWN (PASS)	17	13
FIRST DOWN (PENALTY)	3	3
TOTAL YDS	420	314
RUSHES-YDS	28-165	20-60
AVG. RUSH GAIN	5.9	3.0
PASS COMP-ATT-INT	28-36-0	22-37-0
PASSING YDS	264	267
KICKOFFS	6	2
PUNTS-AVG.	2-39.0	3-54.0
RETURN YDS.	24	68
PENALTIES-YARDS	5-51	4-48
FUMBLES-LOST	1-1	1-1
TOUCHDOWNS	3	2
RUSHING TDS	1	1
PASSING TDS	2	1
EXTRA POINTS-ATTEMPTS	3-3	1-1
FG MADE-ATT	2-2	1-1
RED ZONE EFF	40%	33%
TIME OF POSSESSION	35:08	24:52

### TOP INDIVIDUAL PERFORMANCES

	BRONCOS	GIANTS
Rushing Yards	Gordon III - 101	Jones - 27
Receiving Yards	Jeudy - 72	Shepard - 113
Passing Yards	Bridgewater - 264	Jones - 267
Touchdowns	Three Players - 1	Two Players - 1
Field Goals (long)	Boswell - 2 (36)	
Tackles (solo)	Three Players - 6 (6)	Ryan - 10 (8)
Sacks	Miller - 2.0	Johnson - 1.0
		Ojulari - 1.0

# GAME 2



## GIANTS AT WASHINGTON

SEPTEMBER 16, 2021  
WASHINGTON 30, GIANTS 29



Joe Judge insists his demeanor the day after a game is not predicated on whether the Giants won or lost because his focus is solely on what they must do to improve.

If any game might change that thinking, it will be the Giants' 30-29 loss to the Washington Football Team Thursday night in FedExField.

Judge and Co. had numerous positives to take away from their first NFC East contest of the season. The Giants did not commit a turnover and gained 391 yards. Daniel Jones was terrific, completing 22 of 32 passes for 249 yards, hanging tough while absorbing seven hits and four sacks, and rushing for a game-high 95 yards, a Giants quarterback record in the Super Bowl era. Graham Gano continued his run of perfection, kicking five field goals and increasing his streak of consecutive successful attempts to 35.

The Giants could have scored touchdowns on at least three of those possessions on which Gano converted, which perhaps best exemplified that all their good work was mitigated by an inexplicable litany of errors, mistakes and uncanceled upon opportunities, the last of which changed the outcome of the game. The Giants celebrated when Dustin Hopkins pushed a 48-yard field goal attempt wide right on what would have been the game's final play. But Dexter Lawrence leaned forward just prior to the snap and drew an offside penalty. With his second chance, Hopkins kicked a 43-yarder that turned the Giants' two-point victory into a gut-punch one-point defeat.

"There are a lot of things to build on going forward," Judge said. "But obviously in a game like this, you can see the margin of error with the score. It was a tight game and there are a lot of little things that add up over time. We've got to clean some stuff up as a team, keep moving forward, keep learning from the negatives, building on the positives to put us on course to improve as a team."

	1	2	3	4	OT	F
GIANTS	7	3	10	9	0	29
WASHINGTON	0	14	3	13	0	30

### SCORING SUMMARY

Team	Qtr	Time	Play Description (Extra Point) (Drive Info)	Visitor	Home
Giants	1	7:35	Daniel Jones 6 yd run (Graham Gano kick). (11-79; 5:55)	7	0
Washington	2	11:16	Terry McLaurin 11 yd pass from Taylor Heinicke (Dustin Hopkins kick). (13-90; 7:01)	7	7
Giants	2	4:09	Graham Gano 23 yd FG. (10-73; 4:09)	10	7
Washington	2	0:21	J.D. McKissic 2 yd run (Dustin Hopkins kick). (12-84; 3:48)	10	14
Giants	3	9:07	Graham Gano 47 yd FG. (9-46; 5:53)	13	14
Giants	3	4:41	Darius Slayton 33 yd pass from Daniel Jones (Graham Gano kick). (7-65; 2:50)	20	14
Washington	3	1:30	Dustin Hopkins 49 yd FG. (7-44; 3:11)	20	17
Giants	4	13:35	Graham Gano 52 yd FG. (6-41; 2:55)	23	17
Washington	4	8:46	Dustin Hopkins 37 yd FG. (11-56; 4:49)	23	20
Giants	4	4:50	Graham Gano 55 yd FG. (8-38; 3:56)	26	20
Washington	4	4:33	Ricky Seals-Jones 19 yd pass from Taylor Heinicke (Dustin Hopkins kick). (2-75; 0:17)	26	27
Giants	4	2:00	Graham Gano 35 yd FG. (4-3; 0:16)	29	27
Washington	4	0:00	Dustin Hopkins 43 yd FG. (11-50; 2:00)	29	30

### TEAM STATS

FIRST DOWNS	21
FIRST DOWN (RUSH)	7
FIRST DOWN (PASS)	10
FIRST DOWN (PENALTY)	4
TOTAL YDS	391
RUSHES-YDS	28-163
AVG. RUSH GAIN	5.8
PASS COMP-ATT-INT	22-32-0
PASSING YDS	228
KICKOFFS	1
PUNTS-AVG.	3-41.0
RETURN YDS.	33
PENALTIES-YARDS	11-81
FUMBLES-LOST	0-0
TOUCHDOWNS	2
RUSHING TDS	1
PASSING TDS	1
EXTRA POINTS-ATTEMPTS	2-2
FG MADE-ATT	5-5
RED ZONE EFF	33%
TIME OF POSSESSION	31:44

### GIANTS

21
7
10
4
391
28-163
5.8
22-32-0
228
1
3-41.0
33
11-81
0-0
2
1
1
2-2
5-5
33%
31:44

### WASHINGTON

25
8
13
4
407
22-87
4.0
34-46-1
320
4
4-50.0
83
9-80
0-0
3
1
2
3-3
3-3
75%
28:16

### TOP INDIVIDUAL PERFORMANCES

#### GIANTS

Jones - 95
Shepard - 94
Jones - 249
Two Players - 1
Gano - 5 (55)
Martinez - 12 (5)
Ojulari - 1.0

#### WASHINGTON

Gibson - 69
McLaurin - 107
Heinicke - 336
Three Players - 1
Hopkins 3 (49)
Fuller - 8 (7)
Allen - 2.0

# GAME 3

## GIANTS VS. FALCONS

SEPTEMBER 26, 2021  
FALCONS 17, GIANTS 14



EAST RUTHERFORD, N.J. — The Giants have a propensity for playing close games. But they'll be the first to concede that they must start winning more of them.

Their run of frustrating defeats continued Sunday in MetLife Stadium, where the Atlanta Falcons scored 10 points in the final 4:13, including Younghoe Koo's 40-yard field goal that doomed the Giants to a 17-14 defeat.

The Giants fell to 0-3 and lost on a final play field goal for the second consecutive game. On Sept. 16, Washington's Dustin Hopkins kicked a game-winning 43-yard field goal as the clock hit zero. Since the start of the 2020 season, the Giants are 3-5 in games decided by three points or less.

"I think guys are frustrated and certainly disappointed with the results," quarterback Daniel Jones said. "We're all competitors and we want to win, and we expect to win, so that's frustrating and we've got to understand that and feel that today. But as we move forward, we've got to use that to motivate us to look at what we've done well and what we need to correct and how we need to attack this week going forward."

"We just have to finish," said running back Saquon Barkley, who had a team-high 94 yards from scrimmage and scored the Giants' only touchdown on a one-yard leap. "0-3. Obviously, no one is happy. We just have to keep trusting each other and stay with each other. Starting 0-3 is where you're going to hear a lot of noise outside. As long as we stay strong in the locker room, we're going to be alright. We have to keep trusting each other, keep trusting the system, keep trusting the coaches and keep coming to work and try to figure it out."

The Giants must step up at the end of games. In Washington, they took a two-point lead on Graham Gano's fifth field goal with two minutes remaining. But the Washington Football Team drove 50 yards in 11 plays, and Hopkins got a second chance to win the game when Dexter Lawrence jumped offside on a 48-yard field goal attempt that missed.

On Sunday, the Falcons set up Koo's decisive kick by moving 58 yards on a drive that included Matt Ryan completions of 28 yards to Cordarelle Patterson and 25 yards to Kyle Pitts, two of their three longest plays of the game. The third, a 26-yard pass to Patterson, was also in the fourth quarter.

	1	2	3	4	OT	F
FALCONS	0	7	0	10	0	17
GIANTS	3	3	0	8	0	14

### SCORING SUMMARY

Team	Qtr	Time	Play Description (Extra Point) (Drive Info)	Visitor	Home
Giants	1	6:58	G.Gano 25 yd. Field Goal (11-73, 5:16)	0	3
Giants	2	8:13	G.Gano 31 yd. Field Goal (15-73, 7:38)	0	6
Falcons	2	1:33	O.Zaccheaus 4 yd. pass from M.Ryan (Y.Koo kick) (6-44, 0:36)	7	6
Giants	4	12:53	S.Barkley 1 yd. run (D.Jones run) (10-71, 5:10)	7	14
Falcons	4	4:13	L.Smith 1 yd. pass from M.Ryan (Y.Koo kick) (15-72, 8:40)	14	14
Falcons	4	0:00	Y.Koo 40 yd. Field Goal (7-58, 1:50)	17	14

### TEAM STATS

	FALCONS	GIANTS
FIRST DOWNS	18	21
FIRST DOWN (RUSH)	3	7
FIRST DOWN (PASS)	12	12
FIRST DOWN (PENALTY)	3	2
TOTAL YDS	296	346
RUSHES-YDS	20-69	27-100
AVG. RUSH GAIN	3.5	3.7
PASS COMP-ATT-INT	27-36-0	24-35-0
PASSING YDS	227	246
KICKOFFS	3	4
PUNTS-AVG.	6-47.3	5-45.8
RETURN YDS.	24	36
PENALTIES-YARDS	4-28	8-53
FUMBLES-LOST	1-1	3-1
TOUCHDOWNS	2	1
RUSHING TDS	0	1
PASSING TDS	2	0
EXTRA POINTS-ATTEMPTS	2-2	1-1
FG MADE-ATT	1-1	2-2
RED ZONE EFF	100%	33%
TIME OF POSSESSION	28:09	31:51

### TOP INDIVIDUAL PERFORMANCES

	FALCONS	GIANTS
Rushing Yards	Davis - 50	Barkley - 51
Receiving Yards	Patterson - 82	Golladay - 64
Passing Yards	Ryan - 243	Jones - 266
Touchdowns	Two Players - 1	Barkley - 1
Field Goals (long)	Koo - 1 (40)	Gano 2 (31)
Tackles (solo)	Oluokun - 14 (9)	Crowder - 11 (4)
Sacks	Two Players - 1.0	Three Players - 1.0

# GAME 4



## GIANTS AT SAINTS

OCTOBER 3, 2021  
GIANTS 27, SAINTS 21



The day belonged to the Giants, but the game was all Saquon Barkley's.

Yes, Daniel Jones threw for more than 400 yards, Kenny Golladay and Kadarius Toney made huge contributions, and the offensive line didn't surrender a sack. But it was Barkley, even with relatively modest numbers – for him – who had the greatest tangible and emotional impact Sunday on the Giants' 27-21 overtime victory against the New Orleans Saints in the Caesars Superdome.

The Giants trailed by 11 points midway through the fourth quarter when Barkley sparked a 17-point game-closing rally. It began with his 54-yard catch-and-run touchdown with 6:52 remaining. That was followed by a modest four-yard run to put Graham Gano into a comfort zone that enabled him to kick a game-tying 48-yard field goal with 31 seconds remaining. And it ended when Barkley caught two passes for 19 yards and then bulled his way up the middle from six yards out 5:06 into overtime to give the Giants their first victory of the season after three losses.

"I was excited," Barkley said. "This team has been through a lot. We have been through a lot of close games. We just needed to find a way to finish it. We just needed to stick together and find a way to win this game and we did it."

Everyone connected with the Giants was thrilled for Barkley, who rushed for 52 yards and caught five passes for 74 more. After debuting with two sensational seasons that included the Offensive Rookie of the Year Award in 2018, Barkley's third season ended early in the second game when he suffered a serious knee injury that required surgery. His rehabilitation was so long, Barkley wasn't on the field for the start of training camp. He did line up for the season's first game but seemed to lack the speed and elusiveness he once possessed. After the Giants lost to Atlanta last week, Barkley again had to answer questions about his health and effectiveness.

"I've said this before about Saquon, everybody has seen how much and how hard he's worked with the adversity he's seen and had to overcome," coach Joe Judge said. "This wasn't a small injury that he's had to work and battle through. He's gone through a lot of things, but he's always kept the team first in everything he's done, and they see that. There's a reason he was selected as a captain by his teammates and to represent them with how he works and performs on the field.

"In terms of seeing him have success, it's collective success. It is everyone's win. Saquon obviously punched the ball in at the end to close it out. That's what we wanted, to get the ball back and finish the game out right there. That's what we were able to do."

	1	2	3	4	OT	F
GIANTS	0	7	3	11	6	27
SAINTS	0	7	7	7	0	21

### SCORING SUMMARY

Team	Qtr	Time	Play Description (Extra Point) (Drive Info)	Visitor	Home
Giants	2	8:51	J.Ross 52 yd. pass from D.Jones (G.Gano kick) (1-52, 0:08) (9-75, 5:06) (9-75, 5:06)	7	0
Saints	2	0:23	J.Johnson 15 yd. pass from J.Winston (A.Rosas kick) (13-75, 8:28)	7	7
Saints	3	13:24	T.Hill 8 yd. run (A.Rosas kick) (3-75, 1:36)	7	14
Giants	3	8:36	G.Gano 23 yd. Field Goal (10-70, 4:48)	10	14
Saints	4	12:09	T.Hill 8 yd. run (A.Rosas kick) (11-63, 6:14)	10	21
Giants	4	6:52	S.Barkley 54 yd. pass from D.Jones (D.Jones run) (1-54, 0:09)	18	21
Giants	4	0:31	G.Gano 48 yd. Field Goal (11-59, 2:30)	21	21
Giants	OT	4:54	S.Barkley 6 yd. run	27	21

### TEAM STATS

	GIANTS	SAINTS
FIRST DOWNS	21	21
FIRST DOWN (RUSH)	4	9
FIRST DOWN (PASS)	17	12
FIRST DOWN (PENALTY)	0	0
TOTAL YDS	485	405
RUSHES-YDS	20-83	39-170
AVG. RUSH GAIN	4.2	4.4
PASS COMP-ATT-INT	28-40-1	19-26-1
PASSING YDS	402	235
KICKOFFS	5	5
PUNTS-AVG.	4-37.0	3-35.3
RETURN YDS.	26	9
PENALTIES-YARDS	3-25	5-35
FUMBLES-LOST	2-0	0-0
TOUCHDOWNS	3	3
RUSHING TDS	1	2
PASSING TDS	2	1
EXTRA POINTS-ATTEMPTS	2-2	3-3
FG MADE-ATT	2-3	0-1
RED ZONE EFF	33%	100%
TIME OF POSSESSION	27:35	37:31

### TOP INDIVIDUAL PERFORMANCES

	GIANTS	SAINTS
Rushing Yards	Barkley - 52	Kamara - 120
Receiving Yards	Golladay - 116	Callaway - 74
Passing Yards	Jones - 402	Winston - 226
Touchdowns	Barkley - 2	Hill - 2
Field Goals (long)	Gano - 2 (48)	No Field Goals
Tackles (solo)	Ryan/Crowder - 9 (4)	Jenkins - 12 (8)
Sacks	No Sacks	No Sacks

# GAME 5

## GIANTS AT COWBOYS

OCTOBER 10, 2021  
COWBOYS 44, GIANTS 20



Everything changed for the Giants on Sunday at the same time nothing changed for the Giants.

By the end of their 44-20 loss to the Dallas Cowboys in AT&T Stadium, the offensive lineup had the look of a preseason game in which they were evaluating players.

Quarterback Daniel Jones was sidelined with a concussion suffered in the second quarter. So too was star running back Saquon Barkley with an ankle injury sustained earlier. Wide receiver Kenny Golladay did not play in the second half after hurting his knee. Right guard Will Hernandez was the only opening day offensive lineman in the same position. The list of players who didn't play Sunday included wide receivers Sterling Shepard and Darius Slayton, left tackle Andrew Thomas and safety Jabrill Peppers.

But the show goes on in the NFL, no matter how many players are hurt. So, while Joe Judge might spend much of the next week constructing a lineup without some of his best players, his objective remains the same, which is to win the next game. That's what the 1-4 Giants will do when they host the 4-1 Los Angeles Rams next week.

"We're positive every week," Judge said after he was asked if it was difficult to do so after seeing so many key players go down. "We're going to get on the tape right now. We're going to look at this game, correct the mistakes, look at our next opponent, put together the best plan for our team to have success, make sure we coach the best game we possibly can and go out there and execute. We're positive every week."

That might be a bigger challenge than usual in the coming days. Judge offered neither a definitive diagnosis nor a prognosis for any of the injured players. But it seems likely that players who played a big role in Dallas – quarterback Mike Glennon, running back Devontae Booker, rookie wide receiver Kadarius Toney – will be called on again next week.

	1	2	3	4	OT	F
GIANTS	0	10	3	7	0	20
COWBOYS	3	14	10	17	0	44

### SCORING SUMMARY

Team	Qtr	Time	Play Description (Extra Point) (Drive Info)	Visitor	Home
Cowboys	1	6:17	G.Zuerlein 31 yd. Field Goal (10-44, 4:30)	0	3
Cowboys	2	11:59	C.Lamb 49 yd. pass from D.Prescott (G.Zuerlein kick) (4-65, 1:59)	0	10
Giants	2	10:10	G.Gano 51 yd. Field Goal (7-42, 1:49)	3	10
Giants	2	2:51	D.Booker 1 yd. run (G.Gano kick) (12-88, 5:51)	10	10
Cowboys	2	0:36	A.Cooper 24 yd. pass from D.Prescott (G.Zuerlein kick) (8-75, 2:15)	10	17
Giants	3	11:14	G.Gano 51 yd. Field Goal (7-42, 3:46)	13	17
Cowboys	3	7:11	E.Elliott 4 yd. pass from D.Prescott (G.Zuerlein kick) (10-75, 4:03)	13	24
Cowboys	3	2:02	G.Zuerlein 38 yd. Field Goal (8-39, 4:55)	13	27
Cowboys	4	7:34	E.Elliott 13 yd. run (G.Zuerlein kick) (9-98, 4:48)	13	34
Giants	4	3:17	D.Booker 3 yd. pass from M.Glennon (G.Gano kick) (11-75, 4:17)	20	34
Cowboys	4	1:53	G.Zuerlein 31 yd. Field Goal (8-33, 1:24)	20	37
Cowboys	4	1:28	A.Brown 45 yd. interception return (G.Zuerlein kick)	20	44

### TEAM STATS

	GIANTS	COWBOYS
FIRST DOWNS	20	26
FIRST DOWN (RUSH)	3	10
FIRST DOWN (PASS)	15	13
FIRST DOWN (PENALTY)	2	3
TOTAL YDS	367	515
RUSHES-YDS	25-73	39-201
AVG. RUSH GAIN	2.9	5.2
PASS COMP-ATT-INT	21-39-2	23-33-1
PASSING YDS	294	314
KICKOFFS	5	9
PUNTS-AVG.	2-45.0	1-61.0
RETURN YDS.	8	80
PENALTIES-YARDS	5-48	8-58
FUMBLES-LOST	1-0	2-1
TOUCHDOWNS	2	5
RUSHING TDS	1	1
PASSING TDS	1	3
EXTRA POINTS-ATTEMPTS	2-2	5-5
FG MADE-ATT	2-3	3-3
RED ZONE EFF	67%	40%
TIME OF POSSESSION	27:48	32:12

### TOP INDIVIDUAL PERFORMANCES

	GIANTS	COWBOYS
Rushing Yards	Booker - 42	Elliott - 110
Receiving Yards	Toney - 189	Lamb - 84
Passing Yards	Glennon - 196	Prescott - 302
Touchdowns	Booker - 2	Elliott - 2
Field Goals (long)	Gano - 2 (51)	Zuerlein - 3 (38)
Tackles (solo)	Ryan - 8 (6)	Parsons - 8 (6)
Sacks	Johnson - 1.0	No Sacks



# GAME 6

## GIANTS VS. RAMS

OCTOBER 17, 2021  
RAMS 38, GIANTS 11



EAST RUTHERFORD, N.J. — The Giants spent most of Sunday afternoon looking for points, yards and big plays. When they came up short partly because so many of their important offensive players were missing, the Giants refused to look for excuses.

There's no covering up the team's 38-11 loss to the Los Angeles Rams in MetLife Stadium. After taking an early lead, the Giants were overwhelmed by four Rams touchdowns in the second quarter, leaving them trailing by 25 points at halftime. Los Angeles played the second half on cruise control and the Giants scored their only touchdown late in the fourth quarter.

That they would have so much trouble reaching the end zone probably shouldn't be a surprise. The Giants did have quarterback Daniel Jones, who was cleared to play Friday after suffering a concussion last week in Dallas. And they benefitted from the return of wide receiver Sterling Shepard, who caught a game-high 10 passes after missing the previous two games with a hamstring injury.

But running back Saquon Barkley and wide receiver Kenny Golladay, the Giants' premier players at their positions, missed the game with ankle and knee injuries, respectively. Wideout Darius Slayton sat out for the third straight week with a hamstring strain.

In the first quarter, the team lost receiver Kadarius Toney — who last week set a Giants rookie record with 189 receiving yards on 10 catches — after he aggravated an ankle injury. Left tackle Andrew Thomas departed with an ankle injury. Return specialist C.J. Board was carted off with a fractured forearm.

The Giants totaled just 261 yards and did not have a play longer than 17 yards as Jones was without three of his top four receivers.

"It's going to have some effect," Jones said. "You need to go into a week planning and setting things up, but guys came in and did well. We've got good players, we've got a lot of guys who can make plays. We've got to do a good job, I've got to do a good job, finding them."

The replacements included running back Devontae Booker, who totaled 69 scrimmage yards in his first Giants start; wideout Dante Pettis, who caught five passes in his season debut; Matt Peart, who spent most of the game protecting Jones' blind side at left tackle; and Darnay Holmes, who averaged 16.5 yards on two kickoff returns.

	1	2	3	4	OT	F
RAMS	0	28	3	7	0	38
GIANTS	3	0	0	8	0	11

### SCORING SUMMARY

Team	Qtr	Time	Play Description (Extra Point) (Drive Info)	Visitor	Home
Giants	1	9:21	G.Gano 27 yd. Field Goal (14-73, 5:39)	0	3
Rams	2	10:28	R.Woods 15 yd. pass from M.Stafford (M.Gay kick) (6-66, 3:05)	7	3
Rams	2	8:06	C.Kupp 3 yd. pass from M.Stafford (M.Gay kick) (4-12, 1:17)	14	3
Rams	2	3:36	D.Henderson 2 yd. run (M.Gay kick) (4-14, 1:17)	21	3
Rams	2	0:33	D.Henderson 25 yd. pass from M.Stafford (M.Gay kick) (6-73, 1:41)	28	3
Rams	3	5:45	M.Gay 32 yd. Field Goal (13-68, 9:15)	31	3
Rams	4	11:55	C.Kupp 13 yd. pass from M.Stafford (M.Gay kick) (9-49, 5:03)	38	3
Giants	4	6:21	E.Penny 4 yd. run (D.Jones-K.Rudolph pass) (12-53, 3:27)	38	11

### TEAM STATS

	RAMS	GIANTS
FIRST DOWNS	22	21
FIRST DOWN (RUSH)	6	4
FIRST DOWN (PASS)	15	15
FIRST DOWN (PENALTY)	1	2
TOTAL YDS	365	261
RUSHES-YDS	34-131	18-60
AVG. RUSH GAIN	3.9	3.3
PASS COMP-ATT-INT	30-22-2	29-51-3
PASSING YDS	234	201
KICKOFFS	7	3
PUNTS-AVG.	4-40.0	4-52.5
RETURN YDS.	68	23
PENALTIES-YARDS	7-50	5-27
FUMBLES-LOST	1-0	2-1
TOUCHDOWNS	5	1
RUSHING TDS	1	1
PASSING TDS	4	0
EXTRA POINTS-ATTEMPTS	5-5	1-1
FG MADE-ATT	1-1	1-1
RED ZONE EFF	80%	50%
TIME OF POSSESSION	32:22	27:38

### TOP INDIVIDUAL PERFORMANCES

	RAMS	GIANTS
Rushing Yards	Henderson - 78	Booker - 41
Receiving Yards	Kupp - 130	Shepard - 76
Passing Yards	Stafford - 251	Jones - 242
Touchdowns	Henderson/Kupp - 2	Penny - 1
Field Goals (long)	Gay - 1 (32)	Gano - 1 (27)
Tackles (solo)	Fuller - 11 (9)	Crowder - 10 (7)
Sacks	Floyd - 1.5	Williams - 1.5



# GAME 7

## GIANTS VS. PANTHERS

OCTOBER 24, 2021  
GIANTS 25, PANTHERS 3



EAST RUTHERFORD, N.J. — The Giants' offense and defense each faced a unique challenge as the team prepared to play the Carolina Panthers.

Offensively, the players knew they'd take the field without several of their most productive teammates, including Saquon Barkley, Kenny Golladay and Kadarius Toney. They were all inactive on Sunday, as was a fourth standout, wide receiver Sterling Shepard.

The issues on defense were not centered on health, but performance. In losses the previous two weeks to Dallas and the Los Angeles Rams, the Giants had allowed 82 points, their highest two-game total in almost six years. That led to a lot of outside chatter that the defense wasn't approaching the impressive standard it set in 2020.

"We took it personal," said cornerback James Bradberry, whose second-quarter interception was the game's only takeaway. "We're a defense, and our goal is to stop them from scoring. We hadn't been doing that the past few weeks. Our goal today was to come out here and play strong every series. I think we did a good job of doing that, so we're definitely happy with our results."

They should be. The defense was outstanding in the Giants' 25-3 victory against the Carolina Panthers in MetLife Stadium. Carolina coach Matt Rhule was determined to run the football. But the Panthers rushed for only 56 yards on 17 carries, a 3.3-yard average. Leading rusher Chuba Hubbard was held to 28 yards on 12 attempts.

"We made an emphasis on running the football this week," Rhule said. "It didn't show up."

Not much did against the Giants' inspired defense. Carolina finished with only 117 passing yards, 173 total yards and 11 first downs. The Giants' defense sacked quarterbacks Sam Darnold and PJ Walker three times apiece. The unit also forced a safety when it pressured Darnold so fiercely in the second quarter he threw a pass from the end zone that was nowhere near an eligible receiver.

"This is big-time," lineman Leonard Williams, who had 1.5 sacks, said of the defense's performance. "As a unit, we kind of talked about putting the team on our back more and how our team is—what we think our team is built around the defense. We take pride in being a defensive team and you know so far for this year we haven't really been stepping up to the plate and I think this was a really big game for us. We didn't allow any touchdowns and we're putting our offense in some good field position and we closed the game out like we wanted to."

	1	2	3	4	OT	F
PANTHERS	3	0	0	0	0	3
GIANTS	0	5	7	13	0	25

### SCORING SUMMARY

Team	Qtr	Time	Play Description (Extra Point) (Drive Info)	Visitor	Home
Panthers	1	8:37	Z.Gonzalez 45 yd. Field Goal (13-46, 6:23)	3	0
Giants	2	14:53	Penalty on S.Darnold enforced in end zone for a Safety	3	2
Giants	2	12:53	G.Gano 49 yd. Field Goal (6-32, 2:00)	3	5
Giants	3	0:59	D.Pettis 5 yd. pass from D.Jones (G.Gano kick) (11-75, 6:33)	3	12
Giants	4	12:41	G.Gano 53 yd. Field Goal (6-19, 2:10)	3	15
Giants	4	5:54	G.Gano 44 yd. Field Goal (10-32, 5:32)	3	18
Giants	4	4:46	D.Booker 19 yd. run (G.Gano kick) (1-19, 0:06)	3	25

### TEAM STATS

FIRST DOWNS	11
FIRST DOWN (RUSH)	3
FIRST DOWN (PASS)	8
FIRST DOWN (PENALTY)	0
TOTAL YDS	173
RUSHES-YDS	17-56
AVG. RUSH GAIN	3.3
PASS COMP-ATT-INT	19-39-1
PASSING YDS	117
KICKOFFS	3
PUNTS-AVG.	7-36.9
RETURN YDS.	14
PENALTIES-YARDS	7-37
FUMBLES-LOST	0-0
TOUCHDOWNS	0
RUSHING TDS	0
PASSING TDS	0
EXTRA POINTS-ATTEMPTS	0-0
FG MADE-ATT	1-1
RED ZONE EFF	0%
TIME OF POSSESSION	25:25

PANTHERS	GIANTS
11	21
3	7
8	11
0	3
173	302
31-103	31-103
3.3	3.3
24-34-0	24-34-0
199	199
6	6
5-45.8	5-45.8
26	26
8-60	8-60
1-0	1-0
2	2
1	1
1	1
2-2	2-2
3-3	3-3
67%	67%
34:35	34:35

### TOP INDIVIDUAL PERFORMANCES

PANTHERS	GIANTS
Hubbard - 28	Booker - 51
Moore - 73	Slayton - 63
Darnold - 111	Jones - 203
<i>No Touchdowns</i>	Booker - 1
	Pettis - 1
	Gano - 3 (53)
	Crowder - 6 (2)
	Williams - 6 (1)
Brown - 1.0	Ojulari - 2.5
Burns - 1.0	Williams - 1.5
	Lawrence - 1.0
	Peppers - 1.0

# GAME 8



## GIANTS AT CHIEFS

NOVEMBER 1, 2021  
CHIEFS 20, GIANTS 17



Midway through the fourth quarter Monday night, the Giants were tied with the two-time defending AFC champion Kansas City Chiefs. A few minutes of mistake-free football and a couple of big plays and the Giants could have pulled off a big prime time upset in Arrowhead Stadium.

But down the stretch, it was the Chiefs who made the winning plays, while the Giants countered with self-inflicted wounds. Harrison Butker kicked the second of his two fourth-quarter field goals, a 34-yarder with 1:07 remaining in the game, and Kansas City held on for a 20-17 victory. The Giants fell to 2-6, while the Chiefs improved to 4-4 with their third victory against an NFC East team.

"There was a lot of situational ball going back and forth," Giants coach Joe Judge said. "A lot of good coaching adjusts. A lot of good execution adjustments on the field. In terms of how all three phases played, until I see the tape with specific adjustments and changes, there was a lot positive tonight. Obviously, it was not enough in the long run."

It wasn't because the Giants hurt their own cause too many times in the last seven-plus minutes.

The first misstep occurred with the game knotted at 17-17. On his only touch of the game, Eli Penny caught a third-down, 16-yard pass to advance the ball to the Giants' 43-yard line, about 20 yards from Graham Gano's field goal range. But the usually undemonstrative Penny was penalized 15 yards for taunting, sending the ball back to the 28. The Giants got as far as the 42 but had to punt.

"Tough deal there," quarterback Daniel Jones said of Penny's penalty. "I didn't really have a great view of it. I think Eli was elabrating and I don't think he meant that at someone in particular. We'll look at it. We've got to be smart."

A holding penalty on the Chiefs' ensuing possession forced them into a first-and-20 at their 19. A defensive stand and the Giants would have plenty of time to score. They got the big play they needed on second down when Darnay Holmes intercepted a Patrick Mahomes pass at the Chiefs' 34. It was a potential game-turning play. But Oshane Ximines was offside, a critical five-yard penalty that enabled Mahomes and Co. to retain possession of the ball.

"You just can't have penalties like that. Point blank," Judge said. "Or any penalties we had. That comes down to how we execute on the field and make sure we coach it better so that doesn't happen again. We have to do a better job all the way around. There were some situations that came up throughout the game that we have to make sure to eliminate to give ourselves a better chance of success."

	1	2	3	4	OT	F
GIANTS	0	10	0	7	0	17
CHIEFS	7	7	0	6	0	20

### SCORING SUMMARY

Team	Qtr	Time	Play Description (Extra Point) (Drive Info)	Visitor	Home
Chiefs	1	6:12	T.Hill 6 yd. pass from P.Mahomes (H.Butker kick) (4-13, 1:25)	0	7
Giants	2	14:14	K.Rudolph 1 yd. pass from D.Jones (G.Gano kick) (9-85, 4:02)	7	7
Chiefs	2	6:37	D.Gore 3 yd. run (H.Butker kick) (11-68, 5:46)	7	14
Giants	2	2:45	G.Gano 23 yd. Field Goal (8-86, 3:52)	10	14
Giants	4	14:53	E.Ingram 5 yd. pass from D.Jones (G.Gano kick) (8-57, 3:34)	17	14
Chiefs	4	8:53	H.Butker 36 yd. Field Goal (14-57, 6:00)	17	17
Chiefs	4	1:07	H.Butker 34 yd. Field Goal (9-55, 3:34)	17	20

### TEAM STATS

	GIANTS	CHIEFS
FIRST DOWNS	18	29
FIRST DOWN (RUSH)	3	10
FIRST DOWN (PASS)	10	17
FIRST DOWN (PENALTY)	5	2
TOTAL YDS	300	368
RUSHES-YDS	20-72	27-107
AVG. RUSH GAIN	3.6	4.0
PASS COMP-ATT-INT	23-33-1	29-48-1
PASSING YDS	228	261
KICKOFFS	4	5
PUNTS-AVG.	5-43.0	4-50.8
RETURN YDS.	0	13
PENALTIES-YARDS	10-88	12-103
FUMBLES-LOST	2-0	2-1
TOUCHDOWNS	2	2
RUSHING TDS	0	1
PASSING TDS	2	1
EXTRA POINTS-ATTEMPTS	2-2	2-2
FG MADE-ATT	1-1	2-2
RED ZONE EFF	67%	33%
TIME OF POSSESSION	25:22	34:38

### TOP INDIVIDUAL PERFORMANCES

	GIANTS	CHIEFS
Rushing Yards	Booker - 60	Williams - 49
Receiving Yards	Booker - 65	Hill - 94
Passing Yards	Jones - 222	Mahomes - 275
Touchdowns	Ingram - 1	Gore - 1
	Rudolph - 1	Hill - 1
Field Goals (long)	Gano - 1 (23)	Butker - 2 (36)
Tackles (solo)	Jackson - 12 (8)	Bolton - 11 (4)
Sacks	Crossen - 1.0	Clark - 1.0
	Williams - 1.0	Nnadi - 1.0
		Jones - 1.0

# GAME 9

## GIANTS VS. RAIDERS

NOVEMBER 7, 2021  
GIANTS 23, RAIDERS 16



EAST RUTHERFORD, N.J. — The Giants concluded an unconventional week of preparation in a most satisfying manner.

Putting aside the distractions of numerous false-positive COVID tests, late schedule changes, and players going on and off the reserve list, the Giants rode an opportunistic defense, Graham Gano's reliable leg, and just enough offense to defeat the Las Vegas Raiders, 23-16, today in MetLife Stadium.

The Giants won for the second time in three weeks and improved to 3-6 entering their bye.

It was a week to both forget and remember for the Giants. On Monday, they lost a winnable game in Kansas City, 20-17. Two days later, 13 positive tests from Tuesday forced practice to be pushed back. When the testing uncertainty continued Thursday, the players were sent home for Zoom meetings only to return for practice. Saquon Barkley, Xavier McKinney and Gary Brightwell were placed on the reserve/COVID-19 list.

Through all the news bulletins and updates, coach Joe Judge emphasized to his players and coaches they had to maintain their normal preparation and focus.

"We have a very resilient team, we have a very mentally tough team," Judge said. "To me, the most complementary word you can use for any group of people is 'team,' and they stick together and they work together. They challenge each other, they come back, they respond. They come back after tough losses. You can sit there and you can lick your wounds or you can look forward and say, 'What do we have to do to be successful this week?' The ball is going to kick off today at one o'clock regardless of what happened last week, so we couldn't dwell on what happened on Monday night. We can't dwell on any previous game, success or failure in those games. The team really just shows up and works hard every day, they work with a good attitude, they accept the challenges that we throw their way, they embrace the challenges other teams are going to give them and they keep moving forward."

	1	2	3	4	OT	F
RAIDERS	7	6	3	0	0	16
GIANTS	7	3	7	6	0	23

### SCORING SUMMARY

Team	Qtr	Time	Play Description (Extra Point) (Drive Info)	Visitor	Home
Giants	1	10:46	E.Engram 30 yd. pass from D.Jones (G.Gano kick) (7-75, 4:14)	0	7
Raiders	1	5:44	H.Renfrow 2 yd. pass from D.Carr (D.Carlson kick) (10-73, 5:02)	7	7
Raiders	2	14:48	D.Carlson 25 yd. Field Goal (6-24, 1:35)	10	7
Giants	2	3:24	G.Gano 35 yd. Field Goal (9-43, 5:14)	10	10
Raiders	2	0:06	D.Carlson 32 yd. Field Goal (10-56, 3:18)	13	10
Giants	3	13:28	X.McKinney 41 yd. interception return (G.Gano kick)	13	17
Raiders	3	5:20	D.Carlson 25 yd. Field Goal (15-85, 8:08)	16	17
Giants	4	14:07	G.Gano 32 yd. Field Goal (13-62, 6:13)	16	20
Giants	4	3:21	G.Gano 38 yd. Field Goal (6-30, 1:51)	16	23

### TEAM STATS

FIRST DOWNS	24
FIRST DOWN (RUSH)	8
FIRST DOWN (PASS)	15
FIRST DOWN (PENALTY)	1
TOTAL YDS	403
RUSHES-YDS	20-117
AVG. RUSH GAIN	5.9
PASS COMP-ATT-INT	30-46-2
PASSING YDS	286
KICKOFFS	5
PUNTS-AVG.	2-50.0
RETURN YDS.	5
PENALTIES-YARDS	6-65
FUMBLES-LOST	2-1
TOUCHDOWNS	1
RUSHING TDS	0
PASSING TDS	1
EXTRA POINTS-ATTEMPTS	1-1
FG MADE-ATT	3-4
RED ZONE EFF	17%
TIME OF POSSESSION	29:49

RAIDERS	GIANTS
24	16
8	8
6	6
2	2
403	245
20-117	31-149
5.9	4.8
30-46-2	15-20-0
286	96
5	6
2-50.0	3-48.7
5	67
6-65	4-35
2-1	1-1
1	2
0	0
1	1
1-1	2-2
3-4	3-3
17%	0%
29:49	30:11

### TOP INDIVIDUAL PERFORMANCES

RAIDERS	GIANTS
Rushing Yards	Jacobs - 76
Receiving Yards	Waller - 92
Passing Yards	Carr - 296
Touchdowns	Renfrow - 1
Field Goals (long)	Carlson - 3 (32)
Tackles (solo)	Perryman - 10 (7)
Sacks	Ngakoue - 2.0
	Booker - 99
	Engram - 38
	Jones - 110
	Engram - 1
	McKinney - 1
	Gano - 3 (38)
	Ryan - 9 (6)
	Crowder - 9 (5)
	Roche - 1.0

# GAME 10



## GIANTS AT BUCCANEERS

NOVEMBER 22, 2021  
BUCCANEERS 30, GIANTS 10



Their only touchdown was scored by an offensive tackle. They posted season lows in points, yards, first downs and time of possession. Their longest play of the night was 28 yards and none of the other 53 plays gained more than 16.

The Giants have numerous takeaways from their 30-10 loss Monday night to the Tampa Bay Buccaneers, but none as glaring as their need for an offensive boost.

"We have got to do a better job scoring points," coach Joe Judge said after his team fell to 3-7 on the season. "I know that sounds pretty obvious and to the point with it, but I'm going to keep it very blunt on that right there. We have to do a better job of putting our players in a position to make plays. We have too many good players and we have to put them in a better position to capitalize, that's it. We have to make sure we sit down tomorrow as a coaching staff and understand how we have to play this game and give our players a chance to make plays."

They made too few of them against the defending Super Bowl champions, who improved to 7-3.

The unsightly numbers included 215 yards (66 rushing), 15 first downs, ball possession for only 24:21 and, of course, those 10 points. The Giants converted just one of nine third-down opportunities. They took exactly five offensive snaps in the red zone – three on their first possession, which ended with Graham Gano's 37-yard field goal, and two after Adoree' Jackson intercepted Tom Brady and returned the ball to the five-yard line in the second quarter. That led to a two-yard touchdown reception by tackle Andrew Thomas. No, that is not a misprint.

The Giants advanced into Tampa Bay territory just once in their final seven possessions and not at all in the second half.

"I expect us to produce at a higher level, let's keep it at that," Judge said. "My expectations are pretty high and I'm not compromising for anybody."

	1	2	3	4	OT	F
GIANTS	3	7	0	0	0	10
BUCCANEERS	7	10	10	3	0	30

### SCORING SUMMARY

Team	Qtr	Time	Play Description (Extra Point) (Drive Info)	Visitor	Home
Giants	1	10:46	E.Ingram 30 yd. pass from D.Jones (G.Gano kick) (7-75, 4:14)	0	7
Raiders	1	5:44	H.Renfrow 2 yd. pass from D.Carr (D.Carlson kick) (10-73, 5:02)	7	7
Raiders	2	14:48	D.Carlson 25 yd. Field Goal (6-24, 1:35)	10	7
Giants	2	3:24	G.Gano 35 yd. Field Goal (9-43, 5:14)	10	10
Raiders	2	0:06	D.Carlson 32 yd. Field Goal (10-56, 3:18)	13	10
Giants	3	13:28	X.McKinney 41 yd. interception return (G.Gano kick)	13	17
Raiders	3	5:20	D.Carlson 25 yd. Field Goal (15-85, 8:08)	16	17
Giants	4	14:07	G.Gano 32 yd. Field Goal (13-62, 6:13)	16	20
Giants	4	3:21	G.Gano 38 yd. Field Goal (6-30, 1:51)	16	23

### TEAM STATS

FIRST DOWNS	15
FIRST DOWN (RUSH)	4
FIRST DOWN (PASS)	8
FIRST DOWN (PENALTY)	3
TOTAL YDS	215
RUSHES-YDS	13-66
AVG. RUSH GAIN	5.1
PASS COMP-ATT-INT	23-39-2
PASSING YDS	149
KICKOFFS	3
PUNTS-AVG.	4-48.3
RETURN YDS.	10
PENALTIES-YARDS	4-30
FUMBLES-LOST	1-1
TOUCHDOWNS	1
RUSHING TDS	0
PASSING TDS	1
EXTRA POINTS-ATTEMPTS	1-1
FG MADE-ATT	1-1
RED ZONE EFF	50%
TIME OF POSSESSION	24:21

### GIANTS

FIRST DOWNS	15
FIRST DOWN (RUSH)	4
FIRST DOWN (PASS)	8
FIRST DOWN (PENALTY)	3
TOTAL YDS	215
RUSHES-YDS	13-66
AVG. RUSH GAIN	5.1
PASS COMP-ATT-INT	23-39-2
PASSING YDS	149
KICKOFFS	3
PUNTS-AVG.	4-48.3
RETURN YDS.	10
PENALTIES-YARDS	4-30
FUMBLES-LOST	1-1
TOUCHDOWNS	1
RUSHING TDS	0
PASSING TDS	1
EXTRA POINTS-ATTEMPTS	1-1
FG MADE-ATT	1-1
RED ZONE EFF	50%
TIME OF POSSESSION	24:21

### BUCCANEERS

FIRST DOWNS	28
FIRST DOWN (RUSH)	10
FIRST DOWN (PASS)	17
FIRST DOWN (PENALTY)	1
TOTAL YDS	402
RUSHES-YDS	27-94
AVG. RUSH GAIN	3.5
PASS COMP-ATT-INT	32-48-1
PASSING YDS	308
KICKOFFS	7
PUNTS-AVG.	3-45.3
RETURN YDS.	9
PENALTIES-YARDS	6-39
FUMBLES-LOST	0-0
TOUCHDOWNS	3
RUSHING TDS	1
PASSING TDS	2
EXTRA POINTS-ATTEMPTS	3-3
FG MADE-ATT	3-3
RED ZONE EFF	67%
TIME OF POSSESSION	35:39

### TOP INDIVIDUAL PERFORMANCES

	GIANTS	BUCCANEERS
Rushing Yards	Barkley - 25	Fournette - 35
Receiving Yards	Toney - 40	Evans - 73
Passing Yards	Jones - 167	Brady - 307
Touchdowns	Thomas - 1	Evans - 1
		Godwin - 1
		Jones - 1
Field Goals (long)	Gano - 1 (37)	Succop - 3 (40)
Tackles (solo)	McKinney - 7 (5)	David - 8 (5)
		White - 8 (3)
Sacks	Johnson - 1.0	Gill - 1.0
		Nelson - 1.0

# GAME II

## GIANTS VS. EAGLES

NOVEMBER 28, 2021  
GIANTS 13, EAGLES 7



EAST RUTHERFORD, N.J. — The Giants' offense is certainly capable of contributing to a victory when the defense plays as superbly as did Sunday in MetLife Stadium.

In a short week following a Monday night loss at Tampa Bay, the offense was in the news for losing its coordinator, not identifying its new play-caller and creating much anticipation about what it might do. But the defense was the game's dominant unit in a 13-7 victory against the Philadelphia Eagles.

The Giants improved to 4-7 and will play their next two games on the road, next week in Miami and seven days later vs. the Chargers in Los Angeles. Philadelphia slipped to 5-7 and returns to MetLife next week to face the Jets.

The Eagles rushed for 208 yards, gained 332 overall and finished with 19 first downs. But the Giants defense did not allow a point until the fourth quarter, kept Philadelphia off the board on nine of 10 possessions, forced four turnovers and made two big fourth-down stops.

"We needed it bad, obviously," safety Julian Love, who accounted for one of the four takeaways, said of the victory. "But not just for a win in the column, but to just set a standard for who we are as a team. I think we've been preaching that we want to be a physical, tough, resilient team and I think that showed today in a lot of ways. We're happy how we recovered."

It was not a complete recovery. The offense was limited to one touchdown from an unlikely source for the second straight week, plus two Graham Gano field goals, but received plenty of help from the relentless and opportunistic defense.

"I think that was huge," quarterback Daniel Jones said. "I think 'help' is an understatement. They played great all day and came up big for us."

The Giants scored on Jones' one-yard pass to tight end Chris Myarick, who joined tackle Andrew Thomas as players who have touchdowns the last two games on their first career receptions.

"That was a play designed for a couple different reads and (Myarick) ended up being involved in it, and did a good job making it right there," Judge said.

	1	2	3	4	OT	F
EAGLES	0	0	0	7	0	7
GIANTS	3	0	7	3	0	13

### SCORING SUMMARY

Team	Qtr	Time	Play Description (Extra Point) (Drive Info)	Visitor	Home
Giants	1	6:44	G.Gano 35 yd. Field Goal (11-47, 5:23)	0	3
Giants	3	6:50	C.Myarick 1 yd. pass from D.Jones (G.Gano kick) (10-59, 5:58)	0	10
Eagles	4	14:55	B.Scott 1 yd. run (J.Elliott kick) (10-66, 4:38)	7	10
Giants	4	2:54	G.Gano 39 yd. Field Goal (12-70, 7:22)	7	13

### TEAM STATS

	EAGLES	GIANTS
FIRST DOWNS	19	17
FIRST DOWN (RUSH)	11	4
FIRST DOWN (PASS)	8	12
FIRST DOWN (PENALTY)	0	1
TOTAL YDS	332	264
RUSHES-YDS	33-208	27-70
AVG. RUSH GAIN	6.3	2.6
PASS COMP-ATT-INT	14-31-3	19-30-0
PASSING YDS	124	194
KICKOFFS	2	4
PUNTS-AVG.	3-43.3	5-39.2
RETURN YDS.	18	33
PENALTIES-YARDS	4-26	2-15
FUMBLES-LOST	1-1	1-0
TOUCHDOWNS	1	1
RUSHING TDS	1	0
PASSING TDS	0	1
EXTRA POINTS-ATTEMPTS	1-1	1-1
FG MADE-ATT	0-0	2-3
RED ZONE EFF	50%	33%
TIME OF POSSESSION	27:58	32:02

### TOP INDIVIDUAL PERFORMANCES

	EAGLES	GIANTS
Rushing Yards	Hurts - 77	Barkley - 40
Receiving Yards	Gainwell - 32	Golladay - 50
Passing Yards	Hurts - 129	Jones - 202
Touchdowns	Scott - 1	Myarick - 1
Field Goals (long)	No Field Goals	Gano - 2 (39)
Tackles (solo)	Singleton - 12 (8)	McKinney - 8 (4)
Sacks	Hargrave - 1.0	Johnson - 0.5
		Love - 0.5

# GAME 12

## GIANTS AT DOLPHINS

DECEMBER 5, 2021  
DOLPHINS 20, GIANTS 9



Kicker Graham Gano accounted for all of the Giants' scoring Sunday by kicking three field goals. Riley Dixon had a season-high six punts for 248 yards – and Mike Glennon, who played quarterback because Daniel Jones was inactive with a neck injury, suffered a concussion.

The Giants' trip to South Florida was neither productive nor successful. They lost to the Miami Dolphins, 20-9, in Hard Rock Stadium. Their fourth straight loss on the road dropped their season record to 4-8. Miami improved to 6-7 and joined the 1994 Giants as the only NFL teams to follow a seven-game losing streak with five consecutive victories.

The offense gained 250 yards, its second-lowest total of the season. The Giants did not reach the end zone for the first time in almost a year (Dec. 20, 2020 vs. Cleveland). Glennon averaged only 4.3 yards on his 44 passes.

Those numbers and the result didn't dissuade coach Joe Judge that the Giants are progressing.

"There was a lot of things that I saw today in the way we played, a lot of things that are moving in the right direction, a lot of things I'm very pleased with in terms of how we competed," Judge said. "And we were able to make some stops at critical moments, able to make some good decisions."

Moments later, responding to another question, Judge conceded, "There were a number of plays out there today. And we've got to do a better job of taking advantage of all our opportunities."

They had few close to the Miami goal line. The Giants' deepest penetration was to the Dolphins' 16-yard line on their first possession of the third quarter. That was their lone advance into the red zone.

Gano kicked field goals of 39, 34 and 51 yards, the latter his team single season record sixth from 50 or more yards. But they served only to keep the Giants within striking distance for most of the game.

"Nine points is not acceptable," said running back Saquon Barkley. "We've got to be better. We've got to capitalize on opportunities. We've got to be better as a whole starting with myself."

	1	2	3	4	OT	F
GIANTS	0	3	3	3	0	9
DOLPHINS	0	10	0	10	0	20

### SCORING SUMMARY

Team	Qtr	Time	Play Description (Extra Point) (Drive Info)	Visitor	Home
Giants	2	13:12	G.Gano 39 yd. Field Goal (7-16, 2:37)	3	0
Dolphins	2	7:07	J.Sanders 48 yd. Field Goal (11-47, 6:05)	3	3
Dolphins	2	0:26	M.Hollins 5 yd. pass from T.Tagovailoa (J.Sanders kick) (14-89, 3:52)	3	10
Giants	3	10:29	G.Gano 34 yd. Field Goal (10-69, 3:31)	6	10
Dolphins	4	11:06	I.Ford 2 yd. pass from T.Tagovailoa (J.Sanders kick) (7-61, 3:45)	6	17
Giants	4	4:59	G.Gano 51 yd. Field Goal (10-25, 3:43)	9	17
Dolphins	4	1:11	J.Sanders 48 yd. Field Goal (10-45, 3:48)	9	20

### TEAM STATS

	GIANTS	DOLPHINS
FIRST DOWNS	16	19
FIRST DOWN (RUSH)	6	1
FIRST DOWN (PASS)	10	17
FIRST DOWN (PENALTY)	0	1
TOTAL YDS	250	297
RUSHES-YDS	17-91	25-68
AVG. RUSH GAIN	5.4	2.7
PASS COMP-ATT-INT	23-44-1	30-41-0
PASSING YDS	159	229
KICKOFFS	4	5
PUNTS-AVG.	6-41.3	6-48.3
RETURN YDS.	22	7
PENALTIES-YARDS	3-23	3-15
FUMBLES-LOST	0-0	0-0
TOUCHDOWNS	0	2
RUSHING TDS	0	0
PASSING TDS	0	2
EXTRA POINTS-ATTEMPTS	0-0	2-2
FG MADE-ATT	3-4	2-3
RED ZONE EFF	0%	100%
TIME OF POSSESSION	29:20	30:40

### TOP INDIVIDUAL PERFORMANCES

GIANTS	DOLPHINS
Rushing Yards	Barkley - 55
Receiving Yards	Engram - 61
Passing Yards	Glennon - 187
Touchdowns	No Touchdowns
Field Goals (long)	Gano - 3 (51)
Tackles (solo)	Crowder - 9 (6)
Sacks	Ojulari - 1.0
	Roche - 1.0
	Gaskin - 44
	Waddle - 90
	Tagovailoa - 244
	Hollins - 1
	Ford - 1
	Sanders - 2 (48)
	Rowe - 7 (5)
	Phillips - 2.0

# RECORD BOOK





# GIANTS ALL-TIME TOP 10

## TOP TEN RUSHERS

(Based on Rushing Yardage)

Player	Years	Attempts	Yards	Avg	Lg	TDs
1. Tiki Barber	1997-06	2,217	10,449	4.7	95t	55
2. Rodney Hampton	1990-97	1,824	6,897	3.8	63t	49
3. Joe Morris	1982-89	1,318	5,296	4.0	65t	48
4. Brandon Jacobs	2005-11, 13	1,136	5,087	4.5	73	60
5. Alex Webster	1955-64	1,196	4,638	3.9	71	39
6. Ahmad Bradshaw	2007-12	921	4,232	4.6	88	32
7. Ron Johnson	1970-75	1,066	3,836	3.6	68	33
8. Frank Gifford	1952-60, 62-64	840	3,609	4.3	79	34
9. Doug Kotar	1974-81	900	3,380	3.8	53	20
10. Eddie Price	1950-55	846	3,292	3.9	80	20

## TOP TEN PASSERS

(Based on Passing Yardage)

Player	Years	Att.	Comp.	Yards	Pct.	TDs	Ints
1. Eli Manning	2004-19	8,119	4,895	57,023	60.3	366	244
2. Phil Simms	1979-93	4,647	2,576	33,462	55.4	199	157
3. Charlie Conerly	1948-61	2,833	1,418	19,488	50.0	173	167
4. Kerry Collins	1999-03	2,473	1,447	16,875	58.5	81	70
5. Fran Tarkenton	1967-71	1,898	1,051	13,905	55.4	103	72
6. Y.A. Tittle	1961-64	1,308	731	10,439	55.9	96	68
7. Dave Brown	1992-97	1,391	766	8,806	55.1	40	49
8. <b>Daniel Jones</b>	<b>2019-21</b>	<b>1,268</b>	<b>796</b>	<b>8,398</b>	<b>62.8</b>	<b>45</b>	<b>29</b>
9. Scott Brunner	1980-83	986	482	6,121	48.9	28	48
10. Craig Morton	1974-76	884	461	5,734	52.1	29	49

## TOP TEN RECEIVERS

(Based on Number of Receptions)

Player	Years	No.	Yards	Avg	Lg	TD
1. Amani Toomer	1996-08	668	9,497	14.2	82	54
2. Tiki Barber	1997-06	586	5,183	8.8	87	12
3. Joe Morrison	1959-72	395	4,993	12.6	70	47
4. Odell Beckham, Jr.	2014-18	390	5,476	14.0	87t	44
5. Jeremy Shockey	2002-07	371	4,228	11.4	59	27
6. Ike Hilliard	1997-04	368	4,630	12.6	59	27
7. Frank Gifford	1952-60, 62-64	367	5,434	14.8	77	43
8. <b>Sterling Shepard</b>	<b>2016-21</b>	<b>345</b>	<b>3,842</b>	<b>11.1</b>	<b>77</b>	<b>21</b>
9. Chris Calloway	1992-98	334	4,710	14.1	68	27
10. Bob Tucker	1970-77	327	4,376	13.4	63	22



# GIANTS ALL-TIME TOP 10

## TOP TEN SCORERS

(Based on Total Points)

Player	Years	Touchdowns				2pt. Conv.	Kicking		Total Pts.
		Tot	Rush	Rec	Ret		FGs	PATs	
1. Pete Gogolak	1966-74	0	0	0	0		126	268	646
2. Lawrence Tynes	2007-12	0	0	0	0		122	220	586
3. Brad Daluiso	1993-00	0	0	0	0		123	157	526
4. Frank Gifford	1952-64	78	34	43	1		2	10	484
5. Joe Danelo	1976-82	0	0	0	0		104	170	482
6. Tiki Barber	1997-06	68	55	12	1	4	0	0	416
7. Josh Brown	2013-16	0	0	0	0		88	128	392
8. Joe Morrison	1959-72	65	18	47	0		0	0	390
9. Brandon Jacobs	2005-11, 2013	64	60	4	0	1	0	0	386
10. Amani Toomer	1996-08	58	1	54	3		0	0	348

## TOP TEN INTERCEPTORS

(Based on Number of Interceptions)

Player	Years	No	Ret. Yds	Avg	TD
1. Emlen Tunnell	1949-58	74	1,240	16.8	4
2. Jim Patton	1955-66	52	712	13.7	2
3. Carl Lockhart	1965-75	41	475	11.6	3
4. Willie Williams	1965, 67-73	35	462	13.2	0
5. Dick Lynch	1959-66	35	568	16.2	4
6. Tom Landry	1950-55	31	360	11.6	3
7. Terry Kinard	1983-89	27	574	21.3	2
8. Terry Jackson	1978-83	24	282	11.8	2
9. Phillippi Sparks	1992-99	22	163	7.4	0
10. Corey Webster	2005-12	20	226	11.3	1
Frank Reagan	1941, 46-48	20	376	18.8	0
Howard Livingston	1944-47	20	375	18.8	1

## TOP TEN PUNT RETURNERS

(Based on Return Yardage)

Player	Years	No	FC	Yds.	Avg.	Long	TD
1. David Meggett	1989-94	202	80	2,230	11.0	76r	6
2. Emlen Tunnell	1948-58	261	NA	2,214	8.5	81	5
3. Phil McConkey	1984-88	213	84	1,708	8.0	37	0
4. Tiki Barber	1997-01	122	45	1,177	9.6	85r	1
5. Amani Toomer	1996-01	109	52	1,060	9.7	81r	3
6. Leon Bright	1981-83	106	0	852	8.0	55	0
7. Chad Morton	2005-06	76	29	721	9.5	58	1
8. Domenik Hixon	2007-12	49	33	565	11.5	79r	1
9. Dwayne Harris	2015-17	70	26	559	8.0	80r	1
10. Bob Hammond	1976-79	60	14	512	8.5	68r	1

# GIANTS ALL-TIME TOP 10

## TOP TEN KICKOFF RETURNERS

(Based on Return Yardage)

Player	Years	No	Yds.	Avg.	Long	TD
1. Clarence Childs	1964-67	126	3,163	25.1	100	2
2. David Meggett	1989-94	146	2,989	20.5	92t	1
3. Willie Ponder	2003-05	71	1,872	26.4	95t	2
4. Ahmad Bradshaw	2007-12	77	1,788	23.2	68	0
5. Rocky Thompson	1971-73	65	1,768	27.2	93	2
6. David Wilson	2012-14	66	1,755	26.6	97t	1
7. David Patten	1997-99	84	1,724	20.5	90t	1
8. Domenik Hixon	2007-12	68	1,692	24.9	83	1
9. Joe Scott	1948-53	54	1,467	27.2	NA	1
10. Ron Dixon	2000-01	65	1,364	20.4	44	0

## TOP TEN SACK LEADERS

(official statistic only since 1982)

Player	Years	Sacks
1. Michael Strahan	1993-07	141.5
2. Lawrence Taylor	1981-93	132.5
3. Leonard Marshall	1983-92	79.5
4. Osi Umenyiora	2003-12	75.0
5. Keith Hamilton	1992-03	63.0
6. Justin Tuck	2005-13	60.5
7. Jason Pierre-Paul	2010-17	58.5
8. George Martin	1975-88	46.0
9. Mathias Kiwanuka	2006-13	38.5
10. Carl Banks	1984-92	36.0

\*Taylor had 9.5 sacks as a rookie in 1981, the year before they became an official statistic.



LAWRENCE TAYLOR

# GIANTS INDIVIDUAL RECORDS

## SERVICE

### MOST SEASONS, ACTIVE PLAYER

16	Eli Manning (2004-19)
15	Michael Strahan (1993-07)
15	Phil Simms (1979-93)
15	Mel Hein (1931-45)
14	George Martin (1975-88)
14	Joe Morrison (1959-72)
14	Charlie Conerly (1948-61)
13	Zak DeOssie (2007-19)
13	Amani Toomer (1996-08)
13	Howard Cross (1989-01)
13	Lawrence Taylor (1981-93)
13	Harry Carson (1976-88)
13	Greg Larson (1961-73)
13	Jim Katcavage (1956-68)
13	Rosie Brown (1953-65)

### MOST GAMES PLAYED, CAREER

236	Eli Manning (2004-19)
216	Michael Strahan (1993-07)
207	Howard Cross (1989-01)
201	George Martin (1975-88)
199	Zak DeOssie (2007-19)
190	Amani Toomer (1996-08)
184	Lawrence Taylor (1981-93)
184	Joe Morrison (1959-72)
179	Greg Larson (1961-73)
173	Keith Hamilton (1992-03)
173	Harry Carson (1976-88)

### MOST SEASONS, HEAD COACH

23	Steve Owen (1931-53)
12	Tom Coughlin (2004-15)
8	Bill Parcells (1983-90)
8	Allie Sherman (1961-68)
7	Jim Fassel (1997-03)
7	Jim Lee Howell (1954-60)

## SCORING

### MOST SEASONS LEADING LEAGUE

1	Jay Feely (2005)(kickers only)
1	Don Chandler (1963)
1	Gene Roberts (1949) tied
1	Ken Strong (1933) tied

### MOST POINTS, CAREER

646	Pete Gogolak (1966-74) (268-pat, 126-fg)
586	Lawrence Tynes (2007-12) (220-pat, 122-fg)
526	Brad Daluiso (1993-00) (157-pat, 123-fg)
484	Frank Gifford (1950-60, 62-64) (78-td, 10-pat, 2-fg)

### MOST POINTS, SEASON

148	Jay Feely 2005 (43-pat, 35-fg)
145	Lawrence Tynes 2012 (46-pat, 33-fg)
143	John Carney 2008 (38-pat, 35-fg)
134	Josh Brown 2015 (44-pat, 30-fg)
127	Aldrick Rosas 2018 (31-pat, 32-fg)
127	Ali Haji-Sheikh 1983 (22-pat, 35-fg)
126	Lawrence Tynes 2009 (45-pat, 27-fg)
126	Joe Morris 1985 (21-tds)
116	Josh Brown 2014 (44-pat, 24-fg)

### MOST POINTS, ROOKIE SEASON

127	Ali Haji-Sheikh 1983 (22-pat, 35-fg)
108	Matt Bryant 2002 (30-pat, 26-fg)

### MOST POINTS, GAME

24	Rodney Hampton, vs. New Orleans, Sept. 24, 1995
24	Earnest Gray, at St. Louis, Sept. 7, 1980
24	Ron Johnson, at Philadelphia, Oct. 2, 1972
20	Joe Danelo, at Seattle, Oct. 18, 1981

### MOST CONSECUTIVE GAMES SCORING

61	Lawrence Tynes (2009-12)
61	Pete Gogolak (1969-73)

## TOUCHDOWNS

### MOST SEASONS LEADING LEAGUE

2	Bill Paschal (1943 tied, 1944 tied)
1	Joe Morris (1985)
1	Homer Jones (1967)
1	Gene Roberts (1949)

### MOST TOUCHDOWNS, CAREER

78	Frank Gifford (1952-60, 62-64)
68	Tiki Barber (1997-06)
65	Joe Morrison (1959-72)
64	Brandon Jacobs (2005-11, 13)
58	Amani Toomer (1996-2008)

### MOST TOUCHDOWNS, SEASON

21	Joe Morris (1985)
17	Gene Roberts (1949)
15	<b>Saquon Barkley (2018)</b>
15	Brandon Jacobs (2008)
15	Tiki Barber (2004)
15	Joe Morris (1986)
14	Rodney Hampton (1992)
14	Ottis Anderson (1989)
14	Joe Morris (1986)
14	Ron Johnson (1972)
14	Homer Jones (1967)

### MOST TOUCHDOWNS, ROOKIE SEASON

15	<b>Saquon Barkley (2018)</b>
12	Odell Beckham Jr. (2014)
12	Bill Paschal (1943)

### MOST TOUCHDOWNS, GAME

4	Rodney Hampton, vs. New Orleans, Sept. 24, 1995
4	Earnest Gray, at St. Louis, Sept. 7, 1980
4	Ron Johnson, at Philadelphia, Oct. 2, 1972
3	By 28 players

Last: **Saquon Barkley, vs. Tampa Bay, Nov. 18, 2018**

### MOST CONSECUTIVE GAMES SCORING TOUCHDOWNS

10	Frank Gifford (1957-58)
7	Tiki Barber (2004)
7	Kyle Rote (1959-60)
7	Bill Paschal (1944)
6	Plaxico Burress (2007)
6	Tiki Barber (2004-05)
6	Joe Morris (1985-86)
6	Frank Gifford (1953)

# GIANTS INDIVIDUAL RECORDS

## POINTS AFTER TOUCHDOWN

### MOST SEASONS LEADING LEAGUE

- 1 Don Chandler (1963)
- 1 Pat Summerall (1961)
- 1 Ward Cuff (1938)

### MOST POINTS AFTER TOUCHDOWN ATTEMPTED, CAREER

- 277 Pete Gogolak (1966-74)
- 220 Lawrence Tynes (2007-12)
- 176 Joe Danelo (1976-82)
- 159 Ben Agajanian (1949, 54-57)
- 159 Brad Daluiso (19993-00)

### MOST POINTS AFTER TOUCHDOWN ATTEMPTED, SEASON

- 56 Don Chandler (1963)
- 48 Don Chandler (1962)
- 46 Lawrence Tynes (2012)
- 46 Pat Summerall (1961)
- 45 Josh Brown (2015)

### MOST POINTS AFTER TOUCHDOWN (NO MISSES), GAME

- 8 Pete Gogolak, vs. Philadelphia, Nov. 26, 1972
- 7 on occasions, Last: Josh Brown at New Orleans, Nov. 1, 2015

### MOST POINTS AFTER TOUCHDOWN, CAREER

- 268 Pete Gogolak (1966-74)
- 220 Lawrence Tynes (2007-12)
- 170 Joe Danelo (1976-82)
- 157 Brad Daluiso (1993-00)
- 157 Ben Agajanian (1949, 54-57)

### MOST POINTS AFTER TOUCHDOWN, SEASON

- 52 Don Chandler (1963)
- 47 Don Chandler (1962)
- 46 Lawrence Tynes (2012)
- 46 Pat Summerall (1961)
- 45 Lawrence Tynes (2009)

### MOST POINTS AFTER TOUCHDOWN, GAME

- 8 Pete Gogolak, vs. Philadelphia, Nov. 26, 1972
- 7 on 7 occasions, most recently by Lawrence Tynes, vs. New Orleans, Dec. 9, 2012

### MOST CONSECUTIVE POINTS AFTER TOUCHDOWN

- 204 Lawrence Tynes (2007-2012)
- 133 Pete Gogolak (1967-72)
- 126 Pat Summerall (1958-61)
- 85 Brad Daluiso (1993-00)
- 82 Josh Brown (2013-15)

### MOST POINTS AFTER TOUCHDOWN (NO MISSES), SEASON

- 46 Lawrence Tynes (2012)
- 46 Pat Summerall (1961)
- 45 Lawrence Tynes (2009)
- 44 Josh Brown (2014)
- 43 Lawrence Tynes (2010)
- 43 Lawrence Tynes (2011)
- 43 Jay Feely (2005)

## FIELD GOALS

### MOST SEASONS LEADING LEAGUE

- 3 Ward Cuff (1938, tied, 1939, 1943, tied)
- 1 Ali Haji-Sheikh (1983)
- 1 Pat Summerall (1959)
- 1 Ken Strong (1944)

### MOST FIELD GOALS ATTEMPTED, CAREER

- 219 Pete Gogolak (1966-74)
- 176 Joe Danelo (1976-82)
- 160 Brad Daluiso (1993-00)
- 146 Lawrence Tynes (2007-12)
- 112 Pat Summerall (1958-61)

### MOST FIELD GOALS ATTEMPTED, SEASON

- 42 Jay Feely (2005)
- 42 Ali Haji-Sheikh (1983)
- 41 Pete Gogolak (1970)
- 39 Lawrence Tynes (2012)
- 38 John Carney (2008)
- 38 Joe Danelo (1981)

### MOST FIELD GOALS ATTEMPTED, GAME

- 6 on six occasions, most recently by Jay Feely, vs. Washington, Oct. 30, 2005

### MOST FIELD GOALS, CAREER

- 126 Pete Gogolak (1966-74)
- 123 Brad Daluiso (1993-00)
- 122 Lawrence Tynes (2007-12)
- 104 Joe Danelo (1976-82)

### MOST FIELD GOALS, SEASON

- 35 John Carney (2008)
- 35 Jay Feely (2005)
- 35 Ali Haji-Sheikh (1983)
- 33 Lawrence Tynes (2012)
- 32 Aldrick Rosas (2018)
- 31 Graham Gano (2020)**
- 30 Josh Brown (2015)
- 27 Lawrence Tynes (2009)

### MOST FIELD GOALS, GAME

- 6 Joe Danelo, at Seattle, Oct. 18, 1981
- 5 Graham Gano, at Washington, Sept. 16, 2021**
- 5 Josh Brown, at Tennessee, Dec. 7, 2014
- 5 Josh Brown, at Philadelphia, Oct. 27, 2013
- 5 Lawrence Tynes, at Dallas, Oct. 28, 2012
- 5 Lawrence Tynes, at Carolina, Sept. 20, 2012
- 5 Jay Feely, vs. Washington, Oct. 30, 2005
- 5 Steve Christie, at Cincinnati, Dec. 26, 2004
- 5 Raul Allegre, at Minnesota, Nov. 16, 1986
- 5 Eric Schubert, vs. Tampa Bay, Nov. 3, 1985
- 5 Ali Haji-Sheikh, at Washington, Dec. 17, 1983

### MOST CONSECUTIVE GAMES

#### KICKING FIELD GOALS

- 26 Lawrence Tynes (2011-12)
- 18 Joe Danelo (1977-79)
- 15 Lawrence Tynes (2009)
- 15 Jay Feely (2005)
- 15 Raul Allegre (1987-89)
- 15 Ali Haji-Sheikh (1983)
- 14 Aldrick Rosas (2017-18)
- 14 Pat Summerall (1960-61)

# GIANTS INDIVIDUAL RECORDS

## MOST CONSECUTIVE SUCCESSFUL FIELD GOAL ATTEMPTS

- 37 **Graham Gano (2020-21)**
- 29 Josh Brown (2014-15)
- 20 Aldrick Rosas (2018-2019)
- 17 Josh Brown (2013)
- 16 Lawrence Tynes (2010)
- 14 Ali Haji-Sheikh (1983)
- 14 Brad Daluiso (1996)
- 14 John Carney (2008)

## LONGEST FIELD GOAL (IN YARDS)

- 57 Aldrick Rosas, vs. Chicago Bears, Dec. 2, 2018
- 56 Ali Haji-Sheikh, at Detroit, Nov. 7, 1983
- 56 Ali Haji-Sheikh, vs. Green Bay, Sept. 26, 1983
- 55 **Graham Gano, at Washington, Sept. 16, 2021**
- 55 **Graham Gano, vs. Dallas, Oct. 11, 2020**
- 55 Joe Danelo, vs. New Orleans, Sept. 20, 1981
- 54 **on five occasions, most recently by  
Graham Gano, vs. Dallas, Oct. 11, 2020**
- 53 **on nine occasions, most recently by  
Graham Gano, vs. Carolina, Oct. 24, 2021**
- 52 **on 14 occasions, most recently by  
Graham Gano, at Washington, Sept. 16, 2021**
- 51 **on 12 occasions, most recently by  
Graham Gano, at Miami, Dec. 5, 2021**
- 50 **on 16 occasions, most recently by  
Graham Gano, vs. Dallas, Jan. 3, 2021**

## HIGHEST FIELD GOAL PERCENTAGE, CAREER (50 ATTEMPTS)

- 91.8 **Graham Gano 56-61 (2020-21)**
- 91.7 Josh Brown 88-96 (2013-16)
- 84.1 Jay Feely 58-69 (2005-06)
- 83.6 Lawrence Tynes 122-146 (2007-12)
- 82.4 Aldrick Rosas 61-74 (2017-19)
- 76.9 Brad Daluiso 123-160 (1993-00)

## HIGHEST FIELD GOAL PERCENTAGE, SEASON (14 ATTEMPTS)

- 97.0 Aldrick Rosas 32-33 (2018)
- 96.9 **Graham Gano 31-32 (2020)**
- 93.8 Josh Brown 30-32 (2015)
- 92.3 Josh Brown 24-26 (2014)
- 92.1 John Carney 35-38 (2008)
- 88.9 Brad Daluiso 24-27 (1996)

## MOST FIELD GOALS, 50 OR MORE YARDS, CAREER

- 11 **Graham Gano (2020-21)**
- 9 Joe Danelo (1976-82)
- 8 Josh Brown (2013-15)
- 7 Aldrick Rosas (2017-2018)
- 6 Brad Daluiso (1993-00)
- 5 Lawrence Tynes (2007-12)
- 3 Jay Feely (2005)
- 3 Steve Christie (2004)
- 3 Raul Allegre (1986-91)
- 3 Ali Haji-Sheikh (1983-85)

## MOST FIELD GOALS, 50 OR MORE YARDS, SEASON

- 6 **Graham Gano (2021)**
- 5 **Graham Gano (2020)**
- 4 Aldrick Rosas (2018)
- 4 Josh Brown (2014)

## SAFETIES

### MOST SAFETIES, SEASON

- 1 by many players
- Last: Sam Beal, vs. Miami, Dec. 15, 2019  
(tackled in end zone)

### MOST SAFETIES, GAME

- 1 by many players
- Last: Sam Beal, vs. Miami, Dec. 15, 2019  
(tackled in end zone)

### MOST SAFETIES, CAREER

- 3 Jim Katcavage (1956-68)
- 2 Leonard Marshall (1983-92)
- 1 by many players

## RUSHING

### MOST SEASONS LEADING LEAGUE

- 2 Bill Pascal (1943-44)
- 1 Eddie Price (1951)
- 1 Tuffy Leemans (1936)

### MOST ATTEMPTS, CAREER

- 2,217 Tiki Barber (1997-06)
- 1,824 Rodney Hampton (1990-97)
- 1,318 Joe Morris (1982-89)
- 1,196 Alex Webster (1955-64)
- 1,136 Brandon Jacobs (2005-11, 13)

### MOST ATTEMPTS, SEASON

- 357 Tiki Barber (2005)
- 341 Joe Morris (1986)
- 327 Rodney Hampton (1994)
- 327 Tiki Barber (2006)
- 325 Otis Anderson (1989)
- 322 Tiki Barber (2004)
- 307 Joe Morris (1988)

### MOST ATTEMPTS, GAME

- 43 Butch Woolfolk, at Philadelphia, Nov. 20, 1983
- 41 Rodney Hampton, vs. Rams, Sept. 19, 1993
- 38 Joe Montgomery, vs. New York Jets, Dec. 5, 1999
- 38 Harry Newman, vs. Green Bay, Nov. 11, 1934
- 36 Joe Morris, vs. Pittsburgh, Dec. 21, 1985
- 36 Ron Johnson, at Philadelphia, Oct. 2, 1972
- 34 on four occasions, most recently by  
Rashad Jennings, vs. Houston, Sept. 21, 2014
- 33 on three occasions, most recently by  
Rodney Hampton, vs. New Orleans, Sept. 24, 1995
- 32 on five occasions, most recently by  
Tiki Barber, at Philadelphia, Dec. 11, 2005
- 31 on two occasions, most recently by  
Joe Morris, vs. Kansas City, Dec. 11, 1988

### MOST YARDS GAINED, CAREER

- 10,449 Tiki Barber (1997-06)
- 6,897 Rodney Hampton (1990-97)
- 5,296 Joe Morris (1982-89)
- 5,087 Brandon Jacobs (2005-11, 2013)
- 4,638 Alex Webster (1955-64)
- 4,232 Ahmad Bradshaw (2007-12)
- 3,836 Ron Johnson (1970-75)

# GIANTS INDIVIDUAL RECORDS

## MOST YARDS GAINED, SEASON

1,860	Tiki Barber (2005)
1,662	Tiki Barber (2006)
1,518	Tiki Barber (2004)
1,516	Joe Morris (1986)
1,387	Tiki Barber (2002)
1,336	Joe Morris (1985)
<b>1,307</b>	<b>Saquon Barkley (2018)</b>
1,235	Ahmad Bradshaw (2010)
1,216	Tiki Barber (2003)
1,182	Rodney Hampton (1995)
1,182	Ron Johnson (1972)
1,141	Rodney Hampton (1992)
1,089	Brandon Jacobs (2008)
1,083	Joe Morris (1988)
1,077	Rodney Hampton (1993)
1,075	Rodney Hampton (1994)
1,063	Gary Brown (1998)
1,059	Rodney Hampton (1991)
1,027	Ron Johnson (1970)
1,025	Derrick Ward (2008)
1,023	Ottis Anderson (1989)
1,015	Ahmad Bradshaw (2012)

## MOST YARDS GAINED, GAME

234	Tiki Barber, at Washington, Dec. 30, 2006
220	Tiki Barber, vs. Kansas City, Dec. 17, 2005
218	Gene Roberts, vs. Chicago Cardinals, Nov. 12, 1950
215	Derrick Ward, vs. Carolina, Dec. 21, 2008
206	Tiki Barber, vs. Washington, Oct. 30, 2005
203	Tiki Barber, at Oakland, Dec. 31, 2005
203	Tiki Barber, vs. Philadelphia, Dec. 28, 2002
202	Joe Morris, vs. Pittsburgh, Dec. 21, 1985
200	Ahmad Bradshaw, vs. Cleveland, Oct. 7, 2012
<b>189</b>	<b>Saquon Barkley, at Washington, Dec. 22, 2019</b>
188	Bill Paschal, vs. Washington, Dec. 5, 1943
187	Rodney Hampton, at Dallas, Dec. 17, 1995
185	Tiki Barber, at Atlanta, Oct. 15, 2006
182	Tiki Barber, at Green Bay, Oct. 3, 2004
181	Joe Morris, vs. Dallas, Nov. 2, 1986
181	Joe Morris, vs. Washington, Oct. 27, 1986

## MOST GAMES 100 YARDS OR MORE

### RUSHING, CAREER

38	Tiki Barber (1997-06)
19	Joe Morris (1982-89)
17	Rodney Hampton (1990-97)
13	Brandon Jacobs (2005-11, 2013)
12	Ahmad Bradshaw (2007-12)
<b>11</b>	<b>Saquon Barkley (2018-19)</b>
11	Eddie Price (1950-55)
10	Ron Johnson (1970-75)

## MOST GAMES, 100 YARDS OR MORE

### RUSHING, SEASON

9	Tiki Barber (2004)
8	Tiki Barber (2005)
8	Tiki Barber (2006)
8	Joe Morris (1986)
<b>7</b>	<b>Saquon Barkley (2018)</b>
6	Gary Brown (1998)
6	Joe Morris (1985)
5	Brandon Jacobs (2007)
5	Rodney Hampton (1993)

## LONGEST RUN FROM SCRIMMAGE

95	Tiki Barber, at Oakland, Dec. 31, 2005
----	--

91	Hap Moran, vs. Green Bay, Nov. 23, 1930
88	Ahmad Bradshaw, at Buffalo, Dec. 23, 2007
80	Eddie Price, at Philadelphia, Dec. 9, 1951
79	Frank Gifford, vs. Washington, Nov. 29, 1959
78	Tiki Barber, vs. Arizona, Sept. 3, 2000
77	Bill Paschal, vs. Cleveland Rams, Nov. 4, 1945

## HIGHEST AVERAGE GAIN, CAREER (500 ATTEMPTS)

4.71	Tiki Barber, 1997-2006 (2,217-10,449)
4.60	Ahmad Bradshaw, 2007-2012 (921-4,232)
<b>4.58</b>	<b>Saquon Barkley, 2018-21 (581-2,659)</b>
4.48	Brandon Jacobs, 2005-11, 2013 (1,136-5,087)
4.30	Frank Gifford, 1952-60, 62-64 (840-3,609)
4.14	Mel Triplett, 1955-60 (553-2,289)

## HIGHEST AVERAGE GAIN, SEASON (QUALIFIERS)

5.63	Derrick Ward 2008 (182-1,025)
5.60	Brandon Jacobs 2010 (147-823)
5.58	Eddie Price 1950 (126-703)
5.21	Tiki Barber 2005 (357-1,860)
5.21	Tiki Barber 2001 (166-865)
5.15	Frank Gifford 1956 (159-819)
5.09	Frank Gifford 1959 (106-540)

## HIGHEST AVERAGE GAIN, GAME (10 ATTEMPTS)

14.33	Derrick Ward, vs. Carolina, Dec. 21, 2008 (15-215)
13.30	Frank Reagan, vs. Rams, Dec. 1, 1946 (10-133)
12.23	Tuffy Leemans, vs. Green Bay, Nov. 20, 1938 (13-159)
<b>12.14</b>	<b>Saquon Barkley, at Washington, Dec. 9, 2018 (14-170)</b>
11.43	Ernie Koy, at Washington, Oct. 1, 1967 (14-160)

## MOST RUSHING TOUCHDOWNS, CAREER

60	Brandon Jacobs (2005-11, 13)
55	Tiki Barber (1997-06)
49	Rodney Hampton (1990-97)
48	Joe Morris (1982-89)
39	Alex Webster (1955-64)
35	Ottis Anderson (1986-92)
34	Frank Gifford (1952-60, 62-64)

## MOST RUSHING TOUCHDOWNS, SEASON

21	Joe Morris (1985)
15	Brandon Jacobs (2008)
14	Rodney Hampton (1992)
14	Ottis Anderson (1989)
14	Joe Morris (1986)
13	Tiki Barber (2004)
<b>11</b>	<b>Saquon Barkley (2018)</b>
11	Tiki Barber (2002)
11	Ottis Anderson (1990)
10	Rodney Hampton (1995)
10	Rodney Hampton (1991)
10	Bill Paschal (1943)

## MOST RUSHING TOUCHDOWNS, GAME

4	Rodney Hampton, vs. New Orleans, Sept. 24, 1995
3	on 16 occasions, most recently by Ahmad Bradshaw, vs. Buffalo, Oct. 16, 2011
<b>2</b>	<b>on many occasions, most recently by Wayne Gallman Jr., vs. Philadelphia, Nov. 15, 2020</b>

## MOST CONSECUTIVE GAMES RUSHING FOR TOUCHDOWNS

7	Bill Paschal (1944)
6	Joe Morris (1985-86)
5	on five occasions, most recently by Andre Brown, 2012

# GIANTS INDIVIDUAL RECORDS

## ALL-PURPOSE YARDS

### MOST ALL-PURPOSE YARDS, CAREER

17,359	Tiki Barber (1997-06)
10,924	Amani Toomer (1996-08)
9,862	Frank Gifford (1952-60, 1962-64)
8,750	Rodney Hampton (1990-97)

### MOST ALL-PURPOSE YARDS, SEASON

2,390	Tiki Barber (2005)
2,127	Tiki Barber (2006)
2,096	Tiki Barber (2004)
2,085	Tiki Barber (2000)
<b>2,028</b>	<b>Saquon Barkley (2018)</b>
1,989	Tiki Barber (2002)

### MOST ALL-PURPOSE YARDS, GAME

327	David Wilson (Dec. 9, 2012 vs. NO)
303	Domenik Hixon (Oct. 28, 2009 at NO)
<b>289</b>	<b>Saquon Barkley (Dec. 22, 2019 at WAS)</b>
279	Joe Scott (Nov. 14, 1948 vs. L.A. Rams)
276	Tiki Barber (Dec. 28, 2002 vs. PHI)
269	Domenik Hixon (Nov. 23, 2008 at ARI)
269	Del Shofner (Oct. 28, 1962 vs. WAS)

## PASSING

### MOST SEASONS LEADING LEAGUE

2	Ed Danowski (1935,1938)
1	Phil Simms (NFC, 1990)
1	Norm Snead (1972)
1	Y.A. Tittle (1963)
1	Charlie Conerly (1959)
1	Harry Newman (1933)

### MOST PASSES ATTEMPTED, CAREER

8,119	Eli Manning (2004-19)
4,647	Phil Simms (1979-93)
2,833	Charlie Conerly (1948-61)
2,473	Kerry Collins (1999-03)
1,898	Fran Tarkenton (1967-71)

### MOST PASSES ATTEMPTED, SEASON

618	Eli Manning (2015)
601	Eli Manning (2014)
598	Eli Manning (2016)
589	Eli Manning (2011)
576	Eli Manning (2018)
571	Eli Manning (2017)
568	Kerry Collins (2001)
557	Eli Manning (2005)
551	Eli Manning (2013)
545	Kerry Collins (2002)
539	Eli Manning (2010)

### MOST PASSES ATTEMPTED, GAME

63	Eli Manning, at Philadelphia, Dec. 22, 2016
62	Phil Simms, at Cincinnati, Oct. 13, 1985
59	Kerry Collins, at New England, Oct. 12, 2003
59	Kerry Collins, vs. Green Bay, Jan. 6, 2002
57	Eli Manning, vs. Philadelphia, Dec. 17, 2017
54	Eli Manning, vs. San Francisco, Oct. 11, 2015

53	Eli Manning, vs. Philadelphia, Dec. 28, 2014
53	Eli Manning, vs. Washington, Dec. 16, 2007
53	Eli Manning, at Seattle, Nov. 27, 2005
53	Charlie Conerly, at Pittsburgh, Dec. 5, 1948
52	Eli Manning, vs. Indianapolis, Nov. 3, 2014
52	Eli Manning, vs. Philadelphia, Oct. 6, 2013
52	Kerry Collins, at Washington, Oct. 28, 2001
52	Jeff Rutledge, vs. Seattle, Dec. 11, 1983
<b>51</b>	<b>Daniel Jones, vs. L.A. Rams, Oct. 17, 2021</b>
51	Eli Manning at Washington, Nov. 29, 2015
51	Eli Manning, vs. Tampa Bay, Sept. 16, 2012
51	Kerry Collins, vs. Dallas, Sept. 15, 2003
51	Kerry Collins, vs. Detroit, Nov. 19, 2000
51	Kerry Collins, vs. Minnesota, Dec. 26, 1999
51	Scott Brunner, vs. San Diego, Oct. 2, 1983
51	Scott Brunner, at St. Louis, Dec. 26, 1982

### MOST PASSES COMPLETED, CAREER

4,895	Eli Manning (2004-19)
2,576	Phil Simms (1979-93)
1,447	Kerry Collins (1999-2003)
1,418	Charlie Conerly (1948-61)
1,051	Fran Tarkenton (1967-71)

### MOST PASSES COMPLETED, SEASON

387	Eli Manning (2015)
380	Eli Manning (2018)
379	Eli Manning (2014)
377	Eli Manning (2016)
359	Eli Manning (2011)
352	Eli Manning (2017)
339	Eli Manning (2010)
335	Kerry Collins (2002)
327	Kerry Collins (2001)
321	Eli Manning (2012)
317	Eli Manning (2013)
317	Eli Manning (2009)

### MOST PASSES COMPLETED, GAME

41	Eli Manning, vs. San Francisco, Oct. 11, 2015
40	Phil Simms, at Cincinnati, Oct. 13, 1985
38	Eli Manning, at Philadelphia, Dec. 22, 2016
37	Eli Manning, vs. Philadelphia, Dec. 17, 2017
36	Kerry Collins, vs. Green Bay, Jan. 6, 2002
36	Charlie Conerly, at Pittsburgh, Dec. 5, 1948
35	Kerry Collins, at New England, Oct. 12, 2003
34	Eli Manning, vs. Tennessee, Sept. 26, 2010
33	Eli Manning, at Dallas, Sept. 16, 2018
33	Eli Manning, at New Orleans, Nov. 28, 2011
33	Eli Manning, vs. Dallas, Nov. 14, 2010
32	Eli Manning, vs. Baltimore, Oct. 16, 2016
32	Eli Manning, vs. New Orleans, Sept. 18, 2016
32	Kerry Collins, at Washington, Oct. 28, 2001
31	Eli Manning, vs. New Orleans, Sept. 30, 2018
31	Eli Manning, vs. Tampa Bay, Sept. 16, 2012
31	Eli Manning, vs. Miami, Oct. 30, 2011
31	Eli Manning, at Philadelphia, Sept. 17, 2006
31	Kerry Collins, vs. Miami, Oct. 5, 2003
31	Kerry Collins, vs. Minnesota, Dec. 26, 1999
31	Scott Brunner, vs. San Diego, Oct. 2, 1983



# GIANTS INDIVIDUAL RECORDS

30	Eli Manning, vs. Washington, Oct. 28, 2018
30	Eli Manning, at Tampa Bay, Oct. 1, 2017
30	Eli Manning at New Orleans, Nov. 1, 2015
30	Kerry Collins, vs. Seattle, Dec. 23, 2001
30	Kerry Collins, at Dallas, Jan. 2, 2000
30	Phil Simms, at St. Louis, Dec. 13, 1987
30	Randy Johnson, vs. Philadelphia, Dec. 19, 1971
30	Eli Manning at New Orleans, Nov. 1, 2015

## MOST CONSECUTIVE PASSES COMPLETED

21	Eli Manning, at New Orleans, Nov. 28, 2011
15	Eli Manning, vs. San Francisco, Oct. 11, 2015
14	Eli Manning, at Houston, Sept. 23, 2018 vs. New Orleans, Sept. 30, 2018 (spanned 2 games)
13	Kerry Collins, at Phil. Sept. 10, 2000/ at Chicago, Sept. 17, 2000 (spanned 2 games)
13	Phil Simms, at Cincinnati, Oct. 13, 1985
12	Eli Manning, at Atlanta, October 15, 2007
12	Y.A. Tittle, vs. Washington, Oct. 28, 1962

## HIGHEST COMPLETION PERCENTAGE, CAREER (1000 ATTEMPTS)

<b>62.78</b>	<b>Daniel Jones (796-1,268, 2019-21)</b>
60.29	Eli Manning (4,895-8,119, 2004-19)
58.51	Kerry Collins (1,447-2,473, 1999-03)
55.89	Y.A. Tittle (731-1,308, 1961-64)
55.43	Phil Simms (2,576-4,647, 1979-93)

## HIGHEST COMPLETION PERCENTAGE, SEASON (QUALIFIERS)

65.97	Eli Manning (380-576, 2018)
<b>64.27</b>	<b>Daniel Jones (232-361, 2021)</b>
63.06	Eli Manning (379-601, 2014)
63.05	Eli Manning (377-598, 2016)
62.89	Eli Manning (339-539, 2010)
62.81	Kurt Warner (174-277, 2004)
62.81	Jeff Hostetler (179-285, 1991)
62.62	Eli Manning (387-618, 2015)
<b>62.50</b>	<b>Daniel Jones (448-280, 2020)</b>
62.27	Eli Manning (317-509, 2009)

## HIGHEST COMPLETION PERCENTAGE, GAME (20 ATTEMPTS)

87.10	Eli Manning, at Miami, Dec. 14, 2015 (27-31)
86.20	Eli Manning, at Houston, Sept. 23, 2018 (25-29)
84.61	Kerry Collins, at St. Louis, Sept. 15, 2002 (22-26)
82.35	Jeff Hostetler, at Dallas, Sept. 29, 1991 (28-34)
80.95	Phil Simms, at Indianapolis, Nov. 5, 1990 (17-21)
80.95	Phil Simms, vs. St. Louis, Oct. 25, 1987 (17-21)
80.77	Phil Simms, vs. Green Bay, Dec. 19, 1987 (21-26)
80.00	Norm Snead, vs. N.E., Sept. 22, 1974 (28-35)
80.00	Fran Tarkenton, vs. San Diego, Nov. 7, 1971 (16-20)
80.00	Y.A. Tittle, vs. Philadelphia, Nov. 10, 1963 (16-20)

## MOST YARDS PASSING, CAREER

57,023	Eli Manning (2004-19)
33,462	Phil Simms (1979-93)
19,488	Charlie Conerly (1948-61)
16,875	Kerry Collins (1999-03)
13,905	Fran Tarkenton (1967-71)
10,439	Y.A. Tittle (1961-64)

## MOST YARDS PASSING, SEASON

4,933	Eli Manning (2011)
4,432	Eli Manning (2015)
4,410	Eli Manning (2014)
4,299	Eli Manning (2018)
4,073	Kerry Collins (2002)
4,044	Phil Simms (1984)
4,027	Eli Manning (2016)
4,021	Eli Manning (2009)
4,002	Eli Manning (2010)
3,998	Eli Manning (2018)
3,981	Eli Manning (2014)
3,948	Eli Manning (2012)
3,829	Phil Simms (1985)
3,818	Eli Manning (2013)
3,764	Kerry Collins (2001)
3,762	Eli Manning (2005)
3,487	Phil Simms (1986)

## MOST YARDS PASSING, GAME

513	Phil Simms, at Cincinnati, Oct. 13, 1985
510	Eli Manning, vs. Tampa Bay, Sept. 16, 2012
505	Y.A. Tittle, vs. Washington, Oct. 28, 1962
450	Eli Manning, at Dallas, Sept. 8, 2013
441	Eli Manning, vs. San Francisco, Oct. 11, 2015
434	Eli Manning, vs. Philadelphia, Dec. 17, 2017
432	Phil Simms, vs. Dallas, Oct. 6, 1985
429	Eli Manning, vs. Philadelphia, Dec. 28, 2014
420	Eli Manning, vs. Seattle, Oct. 9, 2011
409	Phil Simms, vs. Philadelphia, Sept. 2, 1984
406	Eli Manning, at New Orleans, Nov. 28, 2011
403	Eli Manning, vs. Baltimore, Oct. 16, 2016
400	Eli Manning, at Dallas, Dec. 11, 2011

## MOST GAMES, 300 YARDS OR MORE PASSING, CAREER

51	Eli Manning (2004-19)
21	Phil Simms (1979-93)
17	Kerry Collins (1999-03)
9	Y.A. Tittle (1961-64)

## MOST GAMES, 300 YARDS OR MORE PASSING, SEASON

8	Eli Manning (2011)
6	Eli Manning (2015)
<b>5</b>	<b>Daniel Jones (2019)</b>
5	Eli Manning (2018)
5	Eli Manning (2014)
5	Kerry Collins (2001)
4	Eli Manning (2016)
4	Eli Manning (2010)
4	Kerry Collins (2002)
4	Phil Simms (1986)
4	Phil Simms (1984)
4	Y.A. Tittle (1962)
3	Eli Manning (2013)
3	Eli Manning (2012)
3	Eli Manning (2009)
3	Eli Manning (2005)
3	Kerry Collins (2003)
3	Kerry Collins (2000)
3	Kerry Collins (2000)
3	Phil Simms (1988)
3	Phil Simms (1985)



# GIANTS INDIVIDUAL RECORDS

- 3 Phil Simms (1988)
- 3 Phil Simms (1985)
- 3 Jeff Rutledge (1983)
- 3 Y.A. Tittle (1961)

## LONGEST PASS COMPLETION (IN YARDS)

- 99 Eli Manning (to Victor Cruz)  
at Jets, Dec. 24, 2011
- 98 Earl Morrall (to Homer Jones)  
at Pittsburgh, Sept. 11, 1966
- 94 Norm Snead (to Rich Houston)  
vs. Dallas, Sept. 24, 1972
- 92 Eli Manning (to Mario Manningham)  
at Washington, Jan. 2, 2011
- 89 Earl Morrall (to Homer Jones)  
vs. Philadelphia, Oct. 17, 1965
- 88 Frank Reagan (to George Franck)  
vs. Washington, Oct. 12, 1947
- 87 Eli Manning (to Odell Beckham Jr.)  
vs. New England, Nov. 15, 2015
- 87 Kent Graham (to Tiki Barber)  
at Arizona, Dec. 6, 1998
- 85 Eli Manning (to Mario Manningham)  
at Green Bay, Dec. 26, 2010

## MOST TOUCHDOWN PASSES, CAREER

- 366 Eli Manning (2004-19)
- 199 Phil Simms (1979-93)
- 173 Charlie Conerly (1948-61)
- 103 Fran Tarkenton (1967-71)
- 96 Y.A. Tittle (1961-64)

## MOST TOUCHDOWN PASSES, SEASON

- 36 Y.A. Tittle (1963)
- 35 Eli Manning (2015)
- 33 Y.A. Tittle (1962)
- 31 Eli Manning (2010)
- 30 Eli Manning (2014)
- 29 Eli Manning (2011)
- 29 Fran Tarkenton (1967)

## MOST TOUCHDOWN PASSES, GAME

- 7 Y.A. Tittle, vs. Washington, Oct. 28, 1962
- 6 Eli Manning, at New Orleans, Nov. 1, 2015
- 6 Y.A. Tittle, vs. Dallas, Dec. 16, 1962
- 5 Daniel Jones, at Washington, Dec. 22, 2019**
- 5 Eli Manning, vs. Philadelphia, Dec. 30, 2012
- 5 Phil Simms at St. Louis, Sept. 7, 1980
- 5 Fran Tarkenton, vs. St. Louis, Oct. 25, 1970

## MOST CONSECUTIVE GAMES TOUCHDOWN PASSES

- 15 Y.A. Tittle (1962-64)
- 13 Daniel Jones (2019-2020)**
- 12 Eli Manning (2008)
- 12 Eli Manning (2004-05)
- 12 Eli Manning (2005-06)
- 10 Eli Manning (2015-16)
- 10 Eli Manning (2009)
- 10 Phil Simms (1988-89)
- 10 Phil Simms (1986-87)
- 10 Charlie Conerly (1948-49)
- 9 Eli Manning (2011-12)
- 9 Eli Manning (2006-07)

- 9 Phil Simms (1985-86)
- 9 Earl Morrall (1965-66)

## LOWEST PERCENTAGE PASSES HAD INTERCEPTED, CAREER (MIN. 1000 ATTEMPTS)

- 2.3 Daniel Jones (29 int., 1,268 att.)**
- 2.8 Kerry Collins (70 int., 2,473 att.)
- 3.0 Eli Manning (244 int., 8,119 att.)
- 3.4 Phil Simms (157 int., 4,647 att.)
- 3.5 Dave Brown (49 int., 1,391 att.)

## LOWEST PERCENTAGE PASSES HAD INTERCEPTED, SEASON

- 1.3 Phil Simms, 1990 (4 int., 311 att.)
- 1.4 Kurt Warner, 2004 (4 int, 277 att.)
- 1.4 Jeff Hostetler, 1991 (4 int., 285 att.)
- 1.9 Daniel Jones, 2021 (7 int., 361 att.)**
- 2.0 Fran Tarkenton, 1969 (8 int., 409 att.)

## FEWEST PASSES HAD INTERCEPTED, GAME (MOST ATTEMPTS)

- 0 Eli Manning, vs. Indianapolis, Nov. 3, 2014 (52 attempts)
- 0 Scott Brunner, vs. St. Louis, Dec. 26, 1982 (51 attempts)
- 0 Phil Simms, at L.A. Rams, Sept. 30, 1984 (48 attempts)
- 0 Kerry Collins, vs. Seattle, Dec. 23, 2001 (47 attempts)
- 0 Dave Brown, vs. Balt., Sept. 14, 1997 (46 attempts)
- 0 Fran Tarkenton, at Dallas, Oct. 11, 1971 (46 attempts)
- 0 Phil Simms, at Phoenix, Nov. 13, 1988 (45 attempts)
- 0 Eli Manning, vs. Miami, Oct. 30, 2011 (45 attempts)
- 0 Eli Manning, vs. Dallas, Sept. 16, 2018 (44 attempts)
- 0 Eli Manning, vs. New England, Nov. 15, 2015 (44 attempts)

## MOST PASSES HAD INTERCEPTED, CAREER

- 244 Eli Manning (2004-19)
- 167 Charlie Conerly (1949-61)
- 157 Phil Simms (1979-93)
- 72 Fran Tarkenton (1967-71)
- 70 Kerry Collins (1999-2003)

## PASS RECEPTIONS

### MOST SEASONS LEADING LEAGUE

- 1 Earnest Gray (1983)
- 1 Bob Tucker (1971)
- 1 Tod Goodwin (1935)

### MOST PASS RECEPTIONS, CAREER

- 668 Amani Toomer (1996-08)
- 586 Tiki Barber (1997-06)
- 395 Joe Morrison (1959-72)
- 390 Odell Beckham, Jr. (2014-18)
- 371 Jeremy Shockey (2002-07)
- 368 Ike Hilliard (1997-2004)
- 367 Frank Gifford (1952-60, 62-64)
- 345 Sterling Shepard (2016-21)**

### MOST PASS RECEPTIONS, SEASON

- 107 Steve Smith (2009)
- 101 Odell Beckham Jr. (2016)
- 96 Odell Beckham Jr. (2015)
- 91 Saquon Barkley (2018)**
- 91 Odell Beckham Jr. (2014)**

# GIANTS INDIVIDUAL RECORDS

86	Victor Cruz (2012)
82	Victor Cruz (2011)
82	Amani Toomer (2002)
79	Hakeem Nicks (2010)
79	Amani Toomer (1999)
78	Amani Toomer (2000)
78	Earnest Gray (1983)

## MOST PASS RECEPTIONS, GAME

14	<b>Saquon Barkley, at Dallas, Sept. 16, 2018</b>
13	Tiki Barber, at Dallas, Jan. 2, 2000
12	Odell Beckham Jr., vs. Philadelphia, Dec. 28, 2014
12	Odell Beckham Jr., vs. Washington, Dec. 14, 2014
12	Hakeem Nicks, at Houston, Oct. 10, 2010
12	Mark Bavaro, at Cincinnati, Oct. 13, 1985
12	Jeremy Shockey, vs. Dallas, Nov. 11, 2007
12	Amani Toomer, at Phil., Sept. 17, 2006
11	<b>on 15 occasions, most recently by Evan Engram, at Dallas, Sept. 8, 2018</b>
10	<b>on 24 occasions, most recently by Sterling Shepard, vs. L.A. Rams, Oct. 17, 2021</b>

## MOST CONSECUTIVE GAMES, PASS RECEPTIONS

98	Amani Toomer (1998-04)
88	Tiki Barber (1999-2004)
83	Jeremy Shockey (2002-07)
68	Ike Hilliard (1997-02)
59	Odell Beckham, Jr. (2014-18)
59	<b>Sterling Shepard (2016-21)</b>
57	Plaxico Burress (2005-08)
53	Hakeem Nicks (2009-12)
51	Victor Cruz (2011-14)
47	Chris Calloway (1996-98)
45	David Meggett (1989-92)

## MOST YARDS GAINED, CAREER

9,497	Amani Toomer (1996-08)
5,434	Frank Gifford (1952-60, 62-64)
5,183	Tiki Barber (1997-2006)
4,993	Joe Morrison (1959-72)
4,797	Kyle Rote (1951-61)

## MOST YARDS GAINED, SEASON

1,536	Victor Cruz (2011)
1,450	Odell Beckham Jr. (2015)
1,367	Odell Beckham Jr. (2016)
1,343	Amani Toomer (2002)
1,305	Odell Beckham Jr. (2014)
1,220	Steve Smith (2009)
1,214	Plaxico Burress (2005)
1,209	Homer Jones (1967)
1,192	Hakeem Nicks (2011)
1,183	Amani Toomer (1999)
1,181	Del Shofner (1963)

## MOST YARDS GAINED, GAME

269	Del Shofner, vs. Washington, Oct. 28, 1962
222	Odell Beckham Jr., vs. Baltimore, Oct. 16, 2016
212	Gene Roberts, at Green Bay, Nov. 13, 1949
204	Plaxico Burress, vs. St. Louis, Oct. 2, 2005
204	Amani Toomer, vs. Indianapolis, Dec. 22, 2002
201	Gene Roberts, vs. Chicago Bears, Oct. 23, 1949
199	Hakeem Nicks vs. Tampa Bay, Sept. 16, 2012
196	Homer Jones, at Washington, Oct. 1, 1967
193	Amani Toomer, vs. Jacksonville, Dec. 23, 2000

## LONGEST PASS RECEPTION (IN YARDS)

99	Victor Cruz (from Eli Manning) at Jets, Dec. 24, 2011 at Jets, Dec. 24, 2011
----	--

98	Homer Jones (from Earl Morrall) at Pittsburgh, Sept. 11, 1966
94	Rich Houston (from Norm Snead) vs. Dallas, Sept. 24, 1972
92	Mario Manningham (from Eli Manning) at Green Bay, Dec. 26, 2010
89	Homer Jones (from Earl Morrall) vs. Philadelphia, Oct. 17, 1965
88	George Franck (from Frank Reagan) at Washington, Oct. 12, 1947
87	Odell Beckham Jr. (from Eli Manning) vs. New England, Nov. 15, 2015
87	Tiki Barber (from Kent Graham) at Arizona, Dec. 6, 1998
85	Mario Manningham (from Eli Manning) at Washington, Jan. 2, 2011

## HIGHEST AVERAGE GAIN, CAREER (200 MINIMUM)

22.6	Homer Jones (214-4,845, 1964-69)-NFL Record
18.1	Del Shofner (239-4,315, 1961-67)
17.2	Aaron Thomas (247-4,253, 1962-70)

## HIGHEST AVERAGE GAIN, SEASON (QUALIFIERS)

24.7	Homer Jones (49-1,209, 1967)
23.5	Homer Jones (45-1,057, 1968)
21.8	Homer Jones (48-1,044, 1966)

## HIGHEST AVERAGE GAIN, GAME (4 MINIMUM)

50.3	Gene Roberts, vs. Chicago Bears, Oct. 23, 1949(4-201)
49.0	Homer Jones, at Washington, Oct. 1, 1967 (4-196)
37.5	Frank Liebel, vs. Detroit, Nov. 18, 1945 (4-150)

## MOST TOUCHDOWNS, CAREER

54	Amani Toomer (1996-08)
48	Kyle Rote (1951-61)
47	Joe Morrison (1959-71)

## MOST TOUCHDOWNS, SEASON

13	Odell Beckham Jr. (2015)
13	Homer Jones (1967)
12	Odell Beckham Jr. (2014)
12	Plaxico Burress (2007)
12	Del Shofner (1962)
11	Hakeem Nicks (2010)
11	Del Shofner (1961)

## MOST TOUCHDOWNS, GAME

4	Earnest Gray, at St. Louis, Sept. 7, 1980
3	on 23 occasions, most recently by Odell Beckham Jr., at New Orleans, Nov. 1, 2015

## MOST CONSECUTIVE GAMES, TOUCHDOWN RECEPTIONS

7	Kyle Rote (1959-60)
6	Plaxico Burress (2007)
5	Odell Beckham Jr. (2015)
5	Chris Calloway (1997-98)
5	Bobby Johnson (1985-86)
5	Aaron Thomas (1967)
5	Joe Morrison (1966)
5	Homer Jones (1966)
5	Del Shofner (1963)
5	Frank Liebel (1945)

# GIANTS INDIVIDUAL RECORDS

## MOST GAMES 100 YARDS OR MORE RECEIVING, CAREER

24	Odell Beckham Jr.	(2014-18)
22	Amani Toomer	(1996-2008)
18	Victor Cruz	(2010-16)
17	Homer Jones	(1964-69)
13	Hakeem Nicks	(2009-13)
13	Del Shofner	(1961-67)

## INTERCEPTIONS

### MOST SEASONS LEADING LEAGUE

2	Dick Lynch	(1961, 1963)
---	------------	--------------

### MOST INTERCEPTIONS BY, CAREER

74	Emlen Tunnell	(1948-58)
52	Jimmy Patton	(1955-66)
41	Carl Lockhart	(1965-75)

### MOST INTERCEPTIONS BY, SEASON

11	Jimmy Patton	(1958)
11	Otto Schellbacher	(1951)
10	Willie Williams	(1968)
10	Emlen Tunnell	(1949)
10	Frank Reagan	(1947)

### MOST SEASONS LEADING LEAGUE

2	Dick Lynch	(1961, 1963)
---	------------	--------------

### MOST INTERCEPTIONS BY, CAREER

74	Emlen Tunnell	(1948-58)
52	Jimmy Patton	(1955-66)
41	Carl Lockhart	(1965-75)

### MOST INTERCEPTIONS BY, SEASON

11	Jimmy Patton	(1958)
11	Otto Schellbacher	(1951)
10	Willie Williams	(1968)
10	Emlen Tunnell	(1949)
10	Frank Reagan	(1947)

### MOST INTERCEPTIONS BY, GAME

3	on 18 occasions, most recently by Terry Kinard, vs. Dallas, Sept. 20, 1987
---	--

### MOST CONSECUTIVE GAMES, INTERCEPTIONS BY

7	Tom Landry	(1950-51)
6	Willie Williams	(1968)
5	Carl Lockhart	(1969-70)
5	Emlen Tunnell	(1954-55)

### MOST YARDS GAINED, CAREER

1,240	Emlen Tunnell	(1948-58)
712	Jimmy Patton	(1955-66)
574	Terry Kinard	(1983-89)
568	Dick Lynch	(1959-66)
475	Carl Lockhart	(1965-75)

### MOST YARDS GAINED, SEASON

307	Stevie Brown	(2012)
251	Dick Lynch	(1963)
251	Emlen Tunnell	(1949)
203	Frank Reagan	(1947)
195	Erich Barnes	(1961)

### MOST YARDS GAINED, GAME

109	Ward Cuff, at Philadelphia, Sept. 13, 1941
104	George Cheverko, at Washington, Oct. 3, 1948
102	Erich Barnes, at Dallas, Oct. 15, 1961

## LONGEST GAIN (IN YARDS)

102	Erich Barnes, at Dallas Oct. 15, 1961 (TD)
101	Henry Carr, at Rams Nov. 13, 1966 (TD)
97	Lawrence Taylor, at Detroit Nov. 25, 1982 (TD)
96	Ward Cuff, vs. Washington Dec. 4, 1938 (TD)
96	Kevin Dockery, at Dallas Oct. 23, 2006
95	Sam Barnes, vs. Philadelphia Aug. 31, 1997 (TD)

## MOST TOUCHDOWNS, CAREER

4	Jason Sehorn	(1994-02)
4	Dick Lynch	(1959-66)
4	Emlen Tunnell	(1948-58)
3	George Martin	(1975-86)
3	Carl Lockhart	(1965-72)
3	Jerry Hillebrand	(1963-66)
3	Erich Barnes	(1961-64)
3	Tom Landry	(1950-55)

## MOST TOUCHDOWNS, SEASON

3	Dick Lynch	(1963)
2	by nine players, most recently by Alec Ogletree	(2018)

## MOST TOUCHDOWNS, GAME

1	by many players
	Last: Xavier McKinney, vs. Las Vegas, Nov. 7, 2021

## MOST CONSECUTIVE GAMES, TOUCHDOWNS

2	Carl Lockhart, at Philadelphia, Sept. 22; vs. Washington, Sept. 29, 1968
2	Dick Lynch, vs. Cleveland, Oct. 13; vs. Dallas, Oct. 20, 1963
2	Tom Landry, at Cleveland, Oct. 28; vs. N.Y. Yanks, Nov. 4, 1951

## PUNTING

### MOST SEASONS LEADING LEAGUE

2	Sean Landeta	(NFC, 1986, 1990)
2	Dave Jennings	(1979, 1980)
1	Don Chandler	(1957)

### MOST PUNTS, CAREER

931	Dave Jennings	(1974-84)
526	Sean Landeta	(1985-93)
525	Don Chandler	(1956-64)
513	Jeff Feagles	(2003-09)

### MOST PUNTS, SEASON

111	Brad Maynard	(1997)
104	Dave Jennings	(1979)
102	Mike Horan	(1996)
101	Brad Maynard	(1998)
100	Dave Jennings	(1977)

### MOST PUNTS, GAME

14	Carl Kinscherf, at Detroit, Nov. 7, 1943
13	Brad Maynard, at Washington, Nov. 23, 1997
12	Brad Maynard, at Tampa Bay, Sept. 12, 1999
11	on six occasions, most recently by Brad Maynard, at Washington, Nov. 1, 1998

# GIANTS INDIVIDUAL RECORDS

## MOST YARDS, CAREER

38,792	Dave Jennings (1974-84)
23,019	Don Chandler (1956-64)
22,806	Sean Landeta (1985-93)
21,161	Jeff Feagles (2003-09)

## MOST YARDS, SEASON

4,566	Brad Maynard (1998)
4,531	Brad Maynard (1997)
4,445	Dave Jennings (1979)
4,297	Brad Wing (2016)
4,289	Mike Horan (1996)
4,271	Steve Weatherford (2013)
4,211	Dave Jennings (1980)
4,198	Dave Jennings (1981)

## MOST YARDS, GAME

583	Carl Kinscherf, at Detroit, Nov. 7, 1943 (14 punts)
537	Brad Maynard, at Wash., Nov. 23, 1997 (13 punts)
526	Brad Maynard, at Tampa, Sept. 12, 1999 (12 punts)

## LONGEST PUNT

90	Rodney Williams, at Denver, Sept. 10, 2001
74	Don Chandler, at Dallas, Oct. 11, 1964
74	Len Younce, vs. Chicago Bears, Nov. 14, 1943
73	Dave Jennings, vs. Houston, Dec. 5, 1982
72	Dave Jennings, vs. Dallas, Nov. 4, 1979
72	Len Younce, at Brooklyn Tigers, Oct. 15, 1944
72	Carl Kinscherf, at Philadelphia-Pittsburgh, Oct. 9, 1943
71	<b>Riley Dixon vs. Philadelphia, Nov. 15, 2020</b>
71	Steve Weatherford, at Philadelphia, Oct. 12, 2014
71	Sean Landeta, vs. Green Bay, Nov. 8, 1992
71	Sean Landeta, vs. Philadelphia, Dec. 3, 1989
71	Kay Eakin, vs. Cleveland, Nov. 16, 1941

## HIGHEST AVERAGE, CAREER (150 PUNTS)

46.3	Steve Weatherford (311 punts, 2011-14)
45.3	<b>Riley Dixon (254 punts, 2018-21)</b>
44.9	Brad Wing (264 punts, 2015-2017)
43.8	Don Chandler (525 punts, 1956-64)
43.4	Sean Landeta (526 punts, 1985-93)
42.1	Mike Horan (303 punts, 1993-96)
42.0	Brad Maynard (380 punts, 1997-00)
41.7	Dave Jennings (931 punts, 1974-84)

## HIGHEST AVERAGE SEASON (35 PUNTS)

47.5	Steve Weatherford (58 punts, 2012)
46.9	Steve Weatherford (91 punts, 2013)
46.6	Don Chandler (55 punts, 1959)
46.2	Brad Wing (93 punts, 2016)
46.1	<b>Riley Dixon (69 punts, 2019)</b>
45.7	Steve Weatherford (82 punts, 2011)
45.6	Don Chandler (73 punts, 1964)
45.5	Steve Weatherford (80 punts, 2014)

## HIGHEST NET AVERAGE SEASON, (SINCE 1976)

42.0	<b>Riley Dixon 2019 (69 punts)</b>
41.8	<b>Riley Dixon 2018 (71 punts)</b>
40.9	Brad Wing 2016 (93 punts)
40.2	Jeff Feagles 2008 (64 punts)
39.9	Mike Horan 1993 (44 punts)
39.3	Steve Weatherford 2012 (58 punts)
39.2	Steve Weatherford 2011 (82 punts)

39.3	Steve Weatherford 2012 (58 punts)
39.2	Steve Weatherford 2011 (82 punts)
38.9	Brad Wing 2015 (76 punts)

## HIGHEST AVERAGE, GAME (4 PUNTS)

55.4	Brad Maynard, at Tennessee, Oct. 1, 2000 (5 punts)
55.3	Dave Jennings, vs. Houston, Dec. 5, 1982 (4 punts)
55.1	Rodney Williams, at Denver, Sept. 10 2001 (8 punts)
55.0	Steve Weatherford, vs. Dallas, Nov. 23, 2014 (4 punts)
54.1	Don Chandler, at Cleveland, Oct. 11, 1959 (8 punts)
54.0	Dave Jennings, at Dallas, Oct. 5, 1980 (5 punts)
53.3	Brad Wing, vs. L.A. Rams, Nov. 5, 2017 (4 punts)

## MOST INSIDE THE 20, CAREER

178	Jeff Feagles
170	Dave Jennings
141	Sean Landeta

## MOST INSIDE THE 20, SEASON

33	Brad Maynard, 1997
33	Brad Maynard, 1998
33	Brad Wing (2015)
32	Mike Horan, 1996

## MOST INSIDE THE 20, GAME

6	Brad Maynard, vs. Tampa Bay, Sept. 12, 1999
6	Jeff Feagles, vs. Carolina, Dec. 10, 2006

## PUNT RETURNS

### MOST PUNT RETURNS, CAREER

261	Emlen Tunnell (1948-58)
213	Phil McConkey (1984-88)
202	David Meggett (1989-94)

### MOST PUNT RETURNS, SEASON

53	Phil McConkey (1985)
52	Leon Bright (1981)
47	Chad Morton (2005)
47	Amani Toomer (1997)
46	David Meggett (1989)
46	Phil McConkey (1984)

### MOST PUNT RETURNS, GAME

9	Phil McConkey, vs. Philadelphia, Dec. 6, 1987
9	Pete Shaw, at Philadelphia, Nov. 20, 1983
9	Leon Bright, vs. Philadelphia, Dec. 11, 1982
8	on three occasions, most recently by Phil McConkey, at Dallas, Nov. 4, 1984
7	on six occasions, most recently by Sinorice Moss, vs. Oakland on Oct. 4, 2009

### MOST FAIR CATCHES, SEASON

25	Phil McConkey (1988)
24	Rueben Randle (2013)
22	Amani Toomer (1998)
20	Tiki Barber (2000)
20	David Meggett (1993)

### MOST FAIR CATCHES, CAREER

84	Phil McConkey (1984-88)
80	David Meggett (1989-94)
61	Carl Lockhart (1965-75)

# GIANTS INDIVIDUAL RECORDS

## FEWEST FAIR CATCHES, SEASON

- 0 Leon Bright (17 returns, 1983)
- 0 Leon Bright (37 returns, 1982)
- 0 Leon Bright (52 returns, 1981)

## MOST FAIR CATCHES, GAME

- 6 R.W. McQuarters, at Atlanta, Oct. 15, 2007
- 5 Rueben Randle, vs. Philadelphia, Dec. 28, 2014
- 5 Will Blackmon, at Minnesota, Dec. 13, 2010
- 5 Amani Toomer, at Dallas, Sept. 8, 1996
- 5 Phil McConkey, vs. Philadelphia, Nov. 20, 1988

## MOST PUNT RETURN YARDS, CAREER

- 2,230 David Meggett (1989-94)
- 2,214 Emlen Tunnell (1948-58)
- 1,708 Phil McConkey (1984-88)
- 1,181 Tiki Barber (1997-01)
- 1,060 Amani Toomer (1996-01)

## MOST PUNT RETURN YARDS, SEASON

- 582 David Meggett (1989)
- 506 Tiki Barber (1999)
- 489 Emlen Tunnell (1951)
- 467 David Meggett (1990)
- 453 Chad Morton (2005)
- 455 Amani Toomer (1997)
- 442 Phil McConkey (1985)

## MOST PUNT RETURN YARDS, GAME

- 147 Emlen Tunnell, vs. Chi. Cardinals, Oct. 14, 1951
- 143 Leon Bright, vs. Philadelphia, Dec. 11, 1982
- 123 Tiki Barber, vs. Dallas, Oct. 18, 1999
- 114 David Meggett, vs. Raiders, Dec. 24, 1989
- 113 Amani Toomer, vs. Buffalo, Sept. 1, 1996
- 112 Phil McConkey, vs. Philadelphia, Dec. 6, 1987
- 107 David Meggett, at New Orleans, Dec. 20, 1993
- 106 Emlen Tunnell, vs. Washington, Dec. 7, 1952
- 103 Phil McConkey, vs. Philadelphia, Sept. 8, 1985
- 103 Rondy Colbert, vs. New Orleans, Dec. 14, 1975
- 101 Leon Bright, vs. Rams, Dec. 6, 1981

## LONGEST PUNT RETURN

- 87+ Amani Toomer, vs. Buffalo, Sept. 1, 1996
- 85+ Tiki Barber, vs. Dallas, Oct. 18, 1999
- 83 Eddie Dove, at Philadelphia, Sept. 29, 1963
- 81 Bosh Pritchard, at Chi. Cardinals, Nov. 25, 1951
- 81 Emlen Tunnell, vs. Chi. Cardinals, Oct. 14, 1951

## HIGHEST AVERAGE RETURN, CAREER (30 RETURNS)

- 12.1 Ward Cuff (37 returns, 1941-45)
- 11.0 David Meggett (202 returns, 1989-94)
- 10.7 Domenik Hixon (56 returns, 2007-12)
- 10.1 Amani Toomer (101 returns, 1996-01)

## HIGHEST AVERAGE RETURN, SEASON (QUALIFIERS)

- 16.6 Amani Toomer (18 returns, 1996)
- 15.5 Merle Hapes (11 returns, 1942)
- 14.9 George Franck (13 returns, 1941)

## HIGHEST AVERAGE RETURN, GAME (3 RETURNS)

- 36.8 Emlen Tunnell, vs. Chicago Cardinals, Oct. 14, 1951 (4 returns)
- 35.3 Emlen Tunnell vs. Washington, Dec. 7, 1952 (3 returns)
- 32.7 David Meggett vs. Seattle, Nov. 19, 1989 (3 returns)
- 31.7 Domenik Hixon vs. Dallas Dec. 6, 2009 (3 returns)
- 31.0 Emlen Tunnell vs. Washington, Oct. 7, 1951 (3 returns)

## MOST TOUCHDOWNS, CAREER

- 6 David Meggett (1989-94)
- 5 Emlen Tunnell (1948-58)
- 3 Amani Toomer (1996-01)

## MOST TOUCHDOWNS, SEASON

- 3 Emlen Tunnell (1951)
- 2 Amani Toomer (1996)
- 2 David Meggett (1994)

## MOST TOUCHDOWNS, GAME

1 on 25 occasions, most recently by Dwayne Harris, vs. the Jets, Dec. 6, 2015 (80 yards)

## KICKOFF RETURNS

### MOST SEASONS LEADING LEAGUE

- 1 David Meggett (NFC, 1990)
- 1 Joe Scott (1948)
- 1 Clarence Childs (1964)

### MOST KICKOFF RETURNS, CAREER

- 146 David Meggett (1989-94)
- 126 Clarence Childs (1964-67)
- 84 David Patten (1997-99)
- 77 Ahmad Bradshaw (2007-08)
- 71 Willie Ponder (2003-05)
- 68 Domenik Hixon (2007-09)
- 67 Phil McConkey (1984-88)
- 67 Ron Dixon (2000-03)
- 65 Rocky Thompson (1971-73)
- 66 David Wilson (2012-13)

### MOST KICKOFF RETURNS, SEASON

- 57 David Wilson (2012)
- 57 Domenik Hixon (2009)
- 55 Brian Mitchell (2003)
- 43 David Patten (1998)
- 41 Herschel Walker (1995)
- 38 Ahmad Bradshaw (2008)
- 38 Ahmad Bradshaw (2007)
- 36 Willie Ponder (2004)
- 36 Rocky Thompson (1971)
- 35 Willie Ponder (2005)
- 35 Ronnie Blye (1968)
- 34 Ron Dixon (2001)
- 34 Clarence Childs (1964, 1966)

# GIANTS INDIVIDUAL RECORDS

## MOST KICKOFF RETURNS, GAME

- 8 Domenik Hixon at Minnesota, Jan. 3, 2010
- 8 Domenik Hixon vs. Philadelphia, Dec. 13, 2009
- 8 Ahmad Bradshaw, vs. Minn., Nov. 25, 2007
- 8 Willie Ponder, vs. Pittsburgh, Dec. 18, 2004
- 8 Brian Mitchell, vs. Dallas, Sept. 15, 2003

## MOST KICKOFF RETURN YARDS, CAREER

- 3,163 Clarence Childs (1964-67)
- 2,989 David Meggett (1989-94)
- 1,872 Willie Ponder (2003-05)
- 1,788 Ahmad Bradshaw (2007-08)
- 1,768 Rocky Thompson (1971-73)
- 1,755 David Wilson (2012-13)
- 1,724 David Patten (1997-99)
- 1,692 Domenik Hixon (2007-09)
- 1,467 Joe Scott (1948-53)

## MOST KICKOFF RETURN YARDS, SEASON

- 1,533 David Wilson (2012)
- 1,291 Domenik Hixon (2009)
- 1,117 Brian Mitchell (2003)
- 987 Clarence Childs (1964)
- 967 Willie Ponder (2004)
- 947 Rocky Thompson (1971)
- 928 David Patten (1998)
- 921 Ahmad Bradshaw (2007)
- 905 Willie Ponder (2005)
- 881 Herschel Walker (1995)
- 867 Ahmad Bradshaw (2008)

## MOST KICKOFF RETURN YARDS, GAME

- 259 Willie Ponder, vs. Pittsburgh, Dec. 18, 2004
- 230 Domenik Hixon, at New Orleans, Oct. 18, 2009
- 227 David Wilson, vs. New Orleans, Dec. 9, 2012
- 217 David Wilson, at Philadelphia, Sept. 30, 2012
- 207 Joe Scott, vs. Rams, Nov. 14, 1948
- 198 Rocky Thompson, at Detroit, Sept. 17, 1972
- 194 Brian Mitchell, vs. Dallas, Sept. 15, 2003
- 193 Ahmad Bradshaw, at Dallas, Sept. 9, 2007
- 191 Willie Ponder, vs. Arizona, Sept. 11, 2005
- 183 Domenik Hixon, at Minnesota, Jan. 3, 2010

## LONGEST KICKOFF RETURN

- 100 Dwayne Harris, vs. Dallas, Oct. 25, 2015
- 100 Clarence Childs, vs. Minnesota, Dec. 6, 1964
- 100 Emlen Tunnell, vs. N.Y. Yanks, Nov. 4, 1951
- 99 Joe Scott, vs. Rams, Nov. 14, 1948
- 98 Jimmy Patton vs. Washington, Oct. 30, 1955

## HIGHEST AVERAGE RETURN, CAREER (40 RETURNS)

- 27.2 Rocky Thompson (65 returns, 1971-73)
- 27.2 Joe Scott (54 returns, 1948-53)
- 26.6 David Wilson (66 returns, 2012-13)
- 26.5 Dwayne Harris (44 returns, 2015-16)
- 26.4 Willie Ponder (71 returns, 2003-05)

## HIGHEST AVERAGE RETURN, SEASON (QUALIFIERS)

- 31.6 John Salscheider (15 returns, 1949)
- 30.2 John Counts (26 returns, 1962)
- 28.7 Dwayne Harris (22 returns, 2015-16)
- 29.0 Clarence Childs (34 returns, 1964)

## HIGHEST AVERAGE RETURN, GAME (3 RETURNS)

- 56.8 David Wilson, vs. New Orleans  
Dec. 9, 2012 (4 returns)
- 51.8 Joe Scott, vs. Rams,  
Nov. 14, 1948 (4 returns)
- 50.3 Ronnie Blye, at Pittsburgh,  
Sept. 15, 1968 (3 returns)
- 49.7 Dwayne Harris, vs. Dallas  
Oct. 25, 2015 (3 returns)

## MOST TOUCHDOWNS, CAREER

- 2 Willie Ponder (2003-05)
- 2 Rocky Thompson (1971-73)
- 2 Clarence Childs (1964-67)

## MOST TOUCHDOWNS, SEASON

- 1 by many players, see next item

## MOST TOUCHDOWNS, GAME

- 1 on 21 occasions, most recently  
by Dwayne Harris, vs. Dallas, Oct. 25, 2015 (100)

## FUMBLES

### MOST FUMBLES, CAREER

- 125 Eli Manning (2004-19)
- 93 Phil Simms (1979-93)
- 61 Kerry Collins (1999-03)
- 54 Charlie Conerly (1948-61)
- 53 Tiki Barber (1997-2006)

### MOST FUMBLES, GAME

- 5 Eli Manning at Buffalo, Dec. 23, 2007
- 5 Charlie Conerly, vs. San Fran., Dec. 1, 1957
- 4 Y.A. Tittle, at Philadelphia, Sept. 13, 1964
- 3 by many players

### MOST FUMBLES, SEASON

- 23 Kerry Collins (2001)
- 18 Daniel Jones (2019)**
- 16 Phil Simms (1985)
- 13 Eli Manning (2009)
- 13 Eli Manning (2007)
- 12 Kurt Warner (2004)
- 12 Kerry Collins (2003)
- 11 Daniel Jones (2020)**
- 11 Eli Manning (2017)
- 11 Eli Manning (2015)
- 11 Kerry Collins (1999)
- 11 Dave Brown (1994)
- 11 Y.A. Tittle (1964)
- 11 Bobby Gaiters (1961)
- 11 Charlie Conerly (1957)

### OWN RECOVERIES

#### MOST RECOVERED, CAREER

- 28 Phil Simms (1979-93)
- 26 Charlie Conerly (1948-61)
- 25 Tiki Barber (1997-2006)
- 25 Eli Manning (2004-19)
- 17 Kerry Collins (1999-2003)

# GIANTS INDIVIDUAL RECORDS

- 16 David Meggett (1989-94)
- 16 Frank Gifford (1952-60, 62-64)
- 15 Joe Morrison (1959-72)
- 13 Jeff Hostetler (1984-92)

## MOST RECOVERED, SEASON

- 7 Kerry Collins (2001)
- 6 Tiki Barber (2001)
- 6 Jeff Hostetler (1991)
- 5 by 10 players, most recently  
Eli Manning (2010)

## MOST RECOVERED, GAME

- 3 Eli Manning, at Buffalo, Dec. 23, 2007
- 3 Tiki Barber, vs. Philadelphia, Oct. 29, 2000
- 3 Jeff Hostetler, vs. Phoenix, Oct. 21, 1990
- 2 by many players  
Last: Curtis Painter, vs. Washington, Dec. 29, 2013

## FUMBLES RECOVERED

### MOST RECOVERED, CAREER

- 19 Jim Katcavage (1956-68)
- 15 Michael Strahan (1993-2007)
- 15 George Martin (1975-88)
- 14 Harry Carson (1976-88)
- 13 Osi Umenyiora (2003-10)
- 13 Keith Hamilton (1992-2002)
- 13 Cliff Livingston (1954-61)

### MOST RECOVERED, GAME

- 1 by many players  
Last: Trevin Wade, at Washington, Jan. 1, 2017

## MOST RECOVERED, SEASON

- 5 Justin Tuck (2010)
- 5 Ernie Jones (1978)
- 5 Ray Poole (1950)
- 4 by nine players, most recently by  
Osi Umenyiora (2009)
- 3 by many players, most recently by  
Michael Boley and Jacquian Williams, (2011)

## YARDS RETURNING FUMBLES

### LONGEST FUMBLE RETURN

- 87 Keith Hamilton, at Kansas City, Sept. 10, 1995
- 81 Andy Headen, vs. Dallas, Sept. 9, 1984 (td)
- 75 Osi Umenyiora, vs. S.F., Oct. 21, 2007 (td)
- 72 Wendell Harris, at Pittsburgh, Sept. 11, 1966 (td)
- 71 Roy Hilton, vs. Dallas, Oct. 27, 1974 (td)
- 70 Michael Boley, vs. Pittsburgh, Nov. 4, 2012 (td)
- 67 Fred Robbins vs. Washington, Dec. 30, 2006
- 67 Horace Sherrod, vs. Washington, Dec. 7, 1952
- 65 Michael Boley, vs. St. Louis, Sept. 19, 2011 (td)
- 65 Lindon Crow, vs. St. Louis, Oct. 30, 1960 (td)

## MOST TOUCHDOWNS, CAREER

- 3 Osi Umenyiora (2003-09)
- 2 Michael Boley (2009-12)
- 2 Tito Wooten (1994-98)
- 2 Kenny Holmes (2001-03)
- 2 George Martin (1981)
- 2 Sam Huff (1959, 63)
- 2 Tom Landry (1950, 51)

- 2 Al De Rogatis (1949, 50)
- 2 Doc Alexander (1926, 27)

## MOST TOUCHDOWNS, SEASON

- 2 George Martin, at Wash. Sept. 13, 1981  
(8 yards) and at St. Louis, Dec. 13, 1981 (20 yards)

## MOST TOUCHDOWNS, GAME

- 1 by many players  
Last: Trevin Wade, at Tampa Bay, Nov. 8, 2015

## QUARTERBACK SACKS

(ONLY SINCE 1982)

## MOST SACKS, CAREER

- 141.5 Michael Strahan (1993-07)
- 132.5 Lawrence Taylor (1982-93)
- 79.5 Leonard Marshall (1983-92)
- 75.0 Osi Umenyiora (2003-12)
- 63.0 Keith Hamilton (1992-03)
- 60.5 Justin Tuck (2005-13)

## MOST SACKS, SEASON

- 22.5 Michael Strahan (2001)\*
- 20.5 Lawrence Taylor (1986)
- 18.5 Michael Strahan (2003)
- 16.5 Jason Pierre-Paul (2011)
- 15.5 Lawrence Taylor (1988)
- 15.5 Leonard Marshall (1985)
- 15.0 Michael Strahan (1998)
- 15.0 Lawrence Taylor (1989)
- 14.5 Osi Umenyiora (2005)
- 14.0 Michael Strahan (1997)
- 13.0 Osi Umenyiora (2007)
- 13.0 Lawrence Taylor (1985)

\*NFL record

## MOST SACKS, GAME

- 6.0 Osi Umenyiora, vs. Phil., Sept. 30, 2007
- 4.5 Pepper Johnson, at Tampa Bay, Nov. 24, 1991
- 4.0 Justin Tuck, at Washington, Dec. 1, 2013
- 4.0 Michael Strahan, at St. Louis, Oct. 14, 2001
- 4.0 Lawrence Taylor, vs. Philadelphia, Oct. 12, 1986
- 4.0 Lawrence Taylor, vs. Tampa Bay, Sept. 23, 1984
- 3.5 Michael Strahan, at Philadelphia, Dec. 30, 2001
- 3.5 Leonard Marshall, vs. Philadelphia, Sept. 8, 1985
- 3.0 Leonard Williams, vs. Dallas, Jan. 3, 2021**
- 3.0 B.J. Hill, vs. Chicago, Dec. 2, 2018
- 3.0 Jason Pierre-Paul, at Denver, Oct. 15, 2017
- 3.0 Jason Pierre-Paul, vs. Cleveland, Nov. 27, 2016
- 3.0 Justin Tuck, at Philadelphia, Dec. 19, 2010
- 3.0 Justin Tuck, vs. Chicago, Oct. 3, 2010
- 3.0 Osi Umenyiora, vs. Chicago, Oct. 3, 2010
- 3.0 Michael Strahan, at Detroit, Nov. 18, 2007
- 3.0 Mathias Kiwanuka, vs. Phil., Sept. 30, 2007
- 3.0 Michael Strahan, at Dallas, Dec. 21, 2003
- 3.0 Kenny Holmes, at Houston, Nov. 24, 2002
- 3.0 Michael Strahan, vs. New Orleans, Sept. 30, 2001



## GIANTS INDIVIDUAL RECORDS

3.0	Keith Hamilton, at Arizona, Nov. 26, 2000	3.0	Lawrence Taylor, vs. Washington, Oct. 27, 1986
3.0	Michael Strahan, vs. Arizona, Nov. 16, 1997	3.0	Leonard Marshall, at St. Louis, Nov. 24, 1985
3.0	Michael Strahan, at Green Bay, Sept. 17, 1995	3.0	George Martin, at St. Louis, Nov. 24, 1985
3.0	Keith Hamilton, vs. Tampa Bay, Sept. 12, 1993	3.0	Leonard Marshall, at Philadelphia, Sept. 29, 1985
3.0	Leonard Marshall, at Phoenix, Nov. 10, 1991	3.0	Leonard Marshall, vs. Philadelphia, Sept. 8, 1985
3.0	Lawrence Taylor, vs. Philadelphia, Sept. 9, 1990	3.0	Lawrence Taylor, vs. Dallas, Sept. 9, 1984
3.0	Lawrence Taylor, at Phoenix, Nov. 5, 1989	3.0	Lawrence Taylor, at Washington, Dec. 17, 1983
3.0	George Martin, vs. Phoenix, Dec. 4, 1988	3.0	Lawrence Taylor, vs. Philadelphia, Dec. 11, 1982
3.0	Lawrence Taylor, at New Orleans, Nov. 27, 1988	3.0	George Martin, vs. Houston, Dec. 5, 1982
3.0	Lawrence Taylor, vs. Detroit, Oct. 16, 1988	3.0	Lawrence Taylor, vs. Philadelphia, Dec. 11, 1982
3.0	Lawrence Taylor, at Washington, Dec. 7, 1986	3.0	George Martin, vs. Houston, Dec. 5, 1982
3.0	Lawrence Taylor, at Philadelphia, Nov. 9, 1986		



Michael Strahan's  
final sack  
was against New England in  
Super Bowl XLII.



# TEAM RECORDS – GAME – OFFENSE

## SCORING

### MOST POINTS

62 vs. Philadelphia, Nov. 26, 1972  
56 vs. Philadelphia, Oct. 15, 1933  
55 vs. Green Bay, Dec. 20, 1986  
55 at Baltimore, Nov. 19, 1950

### MOST TOUCHDOWNS

8 vs. Philadelphia, Nov. 26, 1972  
8 at Baltimore, Nov. 19, 1950  
8 vs. Philadelphia, Oct. 15, 1933  
7 at New Orleans, Nov. 1, 2015  
7 vs. New Orleans, Dec. 9, 2012  
7 vs. Green Bay, Dec. 20, 1986  
7 vs. St. Louis, Dec. 7, 1969  
7 vs. Washington, Oct. 28, 1962  
7 vs. Washington, Nov. 5, 1961  
7 vs. N.Y. Yanks, Dec. 3, 1951  
7 vs. Chi. Cardinals, Nov. 12, 1950  
7 at Green Bay, Nov. 21, 1948  
7 vs. Cleveland, Nov. 16, 1941

### MOST POINTS

#### AFTER TOUCHDOWN

8 vs. Philadelphia, Nov. 26, 1972  
8 vs. Philadelphia, Oct. 15, 1933  
7 at New Orleans, Nov. 2, 2015  
7 vs. New Orleans, Dec. 9, 2012  
7 vs. Green Bay, Dec. 20, 1986  
7 vs. St. Louis, Dec. 7, 1969  
7 vs. Washington, Oct. 28, 1962  
7 vs. Washington, Nov. 5, 1961  
7 at Baltimore, Nov. 19, 1950  
7 at Green Bay, Nov. 21, 1948  
7 vs. Cleveland Rams, Nov. 16, 1941

### MOST FIELD GOALS

#### ATTEMPTED

6 vs. Washington, Oct. 30, 2005  
6 at Minnesota, Nov. 16, 1986  
6 at Washington, Dec. 17, 1983  
6 at Seattle, Oct. 18, 1981  
6 at Philadelphia, Nov. 25, 1973  
6 vs. Philadelphia, Nov. 14, 1954

### MOST FIELD GOALS

6 at Seattle, Oct. 18, 1981  
5 at Washington, Sept. 16, 2021  
5 at Tennessee, Dec. 7, 2014  
5 at Philadelphia, Oct. 27, 2013  
5 at Dallas, Oct. 28, 2012  
5 at Carolina, Sept. 20, 2012  
5 vs. Washington, Oct. 30, 2005  
5 at Cincinnati, Dec. 26, 2004  
5 at Minnesota, Nov. 16, 1986  
5 vs. Tampa Bay, Nov. 3, 1985  
5 at Washington, Dec. 17, 1983  
4 33 times; last time:  
vs. Dallas, Nov. 4, 2019

### MOST SAFETIES

2 vs. Washington, Nov. 5, 1961  
2 at Pittsburgh, Sept. 17, 1950

## FIRST DOWNS

### MOST FIRST DOWNS

34 at Cincinnati, Oct. 13, 1985  
33 vs. St. Louis, Dec. 7, 1969  
32 vs. Philadelphia, Dec. 30, 2012  
31 at Washington, Sept. 25, 2014  
31 vs. Tampa Bay, Sept. 16, 2012  
31 vs. New Orleans, Sept. 24, 1995  
31 at Pittsburgh, Dec. 5, 1948

### FEWEST FIRST DOWNS

0 at Washington, Sept. 27, 1942  
0 at Green Bay, Oct. 1, 1933

### MOST FIRST DOWNS RUSHING

19 at Baltimore, Nov. 19, 1950  
18 at New Orleans, Oct. 27, 1985  
18 at Philadelphia, Dec. 15, 1956

### MOST FIRST DOWNS PASSING

29 at Cincinnati, Oct. 13, 1985  
23 vs. San Francisco, Oct. 11, 2015  
22 vs. St. Louis, Dec. 7, 1969  
22 at Washington, Oct. 1, 1961  
22 at Pittsburgh, Dec. 5, 1948

### MOST FIRST DOWNS BY PENALTY

10 vs. Denver, Sept. 15, 2013  
6 vs. Seattle, Oct. 22, 2017  
6 vs. Cincinnati, Oct. 26, 1997  
6 vs. Baltimore, Sept. 14, 1997  
6 vs. Atlanta, Nov. 11, 1979  
6 at Washington, Nov. 27, 1966  
6 at Philadelphia, Oct. 5, 1957  
5 on 16 occasions, most recently vs. Minnesota, Oct. 6, 2019

## NET YARDS

### MOST YARDS GAINED

609 vs. N.Y. Yanks, Dec. 3, 1950  
604 vs. Tampa Bay, Sept. 16, 2012  
602 vs. Washington, Oct. 28, 1962  
568 vs. San Francisco, Nov. 17, 1963  
552 at Washington, Dec. 22, 2019  
549 vs. Chi. Cardinals, Nov. 12, 1950  
535 vs. New Orleans, Oct. 8, 1967  
526 vs. Cleveland, Dec. 6, 1959  
525 vs. San Francisco, Oct. 11, 2015  
524 vs. Green Bay, Jan. 6, 2002  
523 vs. Seattle, Oct. 5, 2008

# TEAM RECORDS – GAME – OFFENSE

## RUSHING

### MOST RUSHING ATTEMPTS

61 at Philadelphia, Oct. 3, 1937  
60 at Philadelphia, Nov. 20, 1983  
60 vs. St. Louis, Dec. 4, 1977  
59 vs. Philadelphia, Nov. 10, 1946  
59 vs. Green Bay, Nov. 11, 1934

### MOST YARDS RUSHING

423 at Baltimore, Nov. 19, 1950  
377 vs. N.Y. Yanks, Dec. 3, 1950  
351 vs. Washington, Nov. 29, 1959  
309 vs. Chi. Cardinals, Nov. 12, 1950  
301 vs. Carolina, Dec. 21, 2008

### MOST TOUCHDOWNS RUSHING

6 at Baltimore, Nov. 19, 1950  
5 vs. New Orleans, Sept. 24, 1995  
5 at Chi. Cardinals, Sept. 28, 1958  
5 vs. Philadelphia, Oct. 15, 1933

## PASSING

### MOST PASSES ATTEMPTED

63 at Philadelphia, Dec. 22, 2016  
62 at Cincinnati, Oct. 13, 1985  
59 at New England, Oct. 12, 2003  
59 vs. Green Bay, Jan. 6, 2002  
57 vs. Philadelphia, Dec. 17, 2017  
54 vs. San Francisco, Oct. 11, 2015  
54 vs. Philadelphia, Nov. 22, 1992  
53 vs. Philadelphia, Dec. 28, 2014  
53 vs. Washington, Dec. 16, 2007  
53 at Seattle, Nov. 27, 2005  
53 vs. Dallas, Sept. 21, 1998  
53 at Pittsburgh, Dec. 5, 1948  
52 vs. Indianapolis, Nov. 3, 2014  
52 vs. Philadelphia, Oct. 6, 2013  
52 at Washington, Oct. 28, 2001  
52 vs. Seattle, Dec. 11, 1983  
51 vs. L.A. Rams, Oct. 17, 2021  
51 at Washington, Nov. 29, 2015  
51 vs. Tampa Bay, Sept. 16, 2012  
51 vs. Dallas, Sept. 15, 2003  
51 vs. Detroit, Nov. 19, 2000  
51 vs. Minnesota, Dec. 26, 1999  
51 at Dallas, Dec. 15, 1985  
51 vs. San Diego, Oct. 2, 1983  
51 at St. Louis, Dec. 26, 1982

### MOST PASSES COMPLETED

41 vs. San Francisco, Oct. 11, 2015  
40 at Cincinnati, Oct. 13, 1985

38 at Philadelphia, Dec. 22, 2016  
37 vs. Philadelphia, Dec. 17, 2017  
36 vs. Green Bay, Jan. 6, 2002  
36 at Pittsburgh, Dec. 5, 1948  
35 at Philadelphia, Sept. 24, 2017  
35 at New England, Oct. 12, 2003  
34 vs. Tennessee, Sept. 26, 2010  
33 at Dallas, Sept. 8, 2019  
33 at Dallas, Sept. 16, 2018  
33 at New Orleans, Nov. 28, 2011  
33 vs. Dallas, Nov. 14, 2010  
32 vs. Baltimore, Oct. 16, 2016  
32 vs. New Orleans, Sept. 18, 2016  
32 at Washington, Oct. 28, 2001  
31 vs. New Orleans, Sept. 20, 2018  
31 vs. Dallas, Dec. 10, 2017  
31 vs. Tampa Bay, Sept. 16, 2012  
31 vs. Miami, Oct. 30, 2011  
31 at Philadelphia, Sept. 17, 2006  
31 vs. Miami, Oct. 5, 2003  
31 vs. Minnesota, Dec. 26, 1999  
31 vs. San Diego, Oct. 2, 1983  
30 at Tampa Bay, Oct. 1, 2017  
30 at New Orleans, Nov. 1, 2015  
30 at Dallas, Jan. 2, 2000  
30 at St. Louis, Dec. 13, 1987  
30 vs. Philadelphia, Dec. 19, 1971

### MOST YARDS GAINED PASSING (NET)

510 vs. Tampa Bay, Sept. 16, 2012  
505 vs. Washington, Oct. 28, 1962  
443 at Cincinnati, Oct. 13, 1985  
441 vs. San Francisco, Oct. 11, 2015  
429 vs. Philadelphia, Dec. 17, 2017  
429 vs. Philadelphia, Dec. 28, 2014  
428 at Dallas, Sept. 8, 2013  
403 vs. Dallas, Oct. 6, 1985  
402 at New Orleans, Oct. 3, 2021  
401 vs. Cleveland, Dec. 6, 1959  
400 at Dallas, Dec. 11, 2011  
397 vs. Baltimore, Oct. 16, 2016  
395 vs. Seattle, Oct. 9, 2011

### MOST TOUCHDOWNS PASSING

7 vs. Washington, Oct. 28, 1962  
6 at New Orleans, Nov. 1, 2015  
6 vs. Dallas, Dec. 16, 1962

### MOST PASSES HAD INTERCEPTED

7 at Pittsburgh, Nov. 30, 1952  
5 on many occasions, most recently  
vs. Seattle, Dec. 15, 2013

## PUNTS

### MOST PUNTS

15 at Chicago Bears, Nov. 17, 1935  
14 at Detroit, Nov. 7, 1943  
14 at Brooklyn, Nov. 26, 1936  
13 at Washington, Nov. 23, 1997  
13 vs. Philadelphia, Nov. 24, 1935  
13 at Detroit, Sept. 23, 1934

### MOST YARDS PUNTING

607 at Detroit, Sept. 23, 1934  
602 at Brooklyn, Nov. 26, 1936  
597 at Chicago Bears, Nov. 17, 1935  
583 at Detroit, Nov. 7, 1943  
537 at Washington, Nov. 23, 1997

# TEAM RECORDS – GAME – OFFENSE

## PUNT RETURNS

### MOST PUNT RETURNS

9 at Philadelphia, Dec. 6, 1987  
9 at Philadelphia, Nov. 20, 1983  
9 vs. Philadelphia, Dec. 11, 1982  
9 at Philadelphia, Dec. 12, 1954  
9 vs. N.Y. Yanks, Dec. 3, 1950  
8 at Washington, Jan. 1, 2017  
8 vs. L.A. Rams, Oct. 23, 2016  
8 at Dallas, Nov. 4, 1984

8 at Washington, Sept. 13, 1981  
8 at St. Louis, Dec. 15, 1974  
8 vs. Green Bay, Nov. 1, 1959

### MOST FAIR CATCHES

7 vs. Philadelphia, Dec. 28, 2014  
6 at Atlanta, Oct. 15, 2007  
6 vs. Minnesota, Oct. 31, 1971  
5 at Minnesota, Dec. 13, 2010

5 at Dallas, Sept. 8, 1996  
5 vs. Philadelphia, Nov. 20, 1988

### MOST YARDS GAINED

149 vs. Chi. Cardinals, Oct. 14, 1951  
143 vs. Philadelphia, Dec. 11, 1982  
123 vs. Dallas, Oct. 18, 1999  
114 vs. Raiders, Dec. 24, 1989

## KICKOFF RETURNS

### MOST KICKOFF RETURNS

12 at Washington, Nov. 27, 1966  
10 vs. Chi. Cardinals, Oct. 17, 1948  
9 at Minnesota, Jan. 3, 2010  
9 at Dallas, Sept. 18, 1966  
9 at Pittsburgh, Nov. 30, 1952  
8 at Minnesota, Dec. 27, 2015

8 at Green Bay, Dec. 26, 2010  
8 vs. Philadelphia, Dec. 13, 2009  
8 at Philadelphia, Nov. 1, 2009  
8 vs. N.E., Dec. 29, 2007  
8 vs. Pittsburgh, Dec. 18, 2004

### MOST YARDS GAINED

287 vs. New Orleans, Dec. 9, 2012  
274 at Washington, Nov. 27, 1966  
263 vs. Rams, Nov. 14, 1948  
259 vs. Pittsburgh, Dec. 18, 2004  
236 at Cleveland, Dec. 4, 1966

## FUMBLES

### MOST FUMBLES

9 at Buffalo, Oct. 20, 1975  
8 vs. San Francisco, Dec. 1, 1957  
7 vs. Philadelphia, Dec. 28, 2002  
7 vs. Philadelphia, Oct. 18, 1964  
7 vs. Washington, Nov. 5, 1950

### MOST OWN FUMBLES RECOVERED

6 at Buffalo, Oct. 20, 1975  
5 vs. Dallas, Oct. 27, 1974  
5 vs. Philadelphia, Oct. 18, 1964  
5 vs. Washington, Nov. 5, 1950  
5 at Philadelphia, Nov. 3, 1946  
5 vs. Pittsburgh, Oct. 21, 1945

### MOST OPPONENTS' FUMBLES RECOVERED

6 at Pittsburgh, Sept. 17, 1950  
5 at Dallas, Oct. 11, 1971  
4 many times, most recently  
vs. Washington, Dec. 5, 2010

## PENALTIES

### MOST PENALTIES

17 at Washington, Oct. 9, 1949  
17 vs. Boston Yankees, Nov. 28, 1948  
16 at Seattle, Nov. 27, 2005  
15 at Washington, Sept. 21, 2003  
15 at Minnesota, Nov. 19, 2001  
15 at Oakland, Sept. 13, 1998  
15 at Buffalo, Oct. 18, 1987  
14 vs. Chicago, Nov. 7, 2004

14 vs. Detroit, Oct. 30, 1994  
13 on seven occasions, most recently  
at Minnesota, Jan. 3, 2010

### MOST YARDS PENALIZED

177 at Washington, Oct. 9, 1949  
175 vs. Boston, Oct. 19, 1947  
150 at Minnesota, Nov. 19, 2001  
150 at Detroit, Nov. 2, 1947

149 at St. Louis, Dec. 21, 2014  
145 at Buffalo, Oct. 18, 1987

# TEAM RECORDS – GAME – DEFENSE

## SCORING

### FEWEST POINTS ALLOWED

0 many times; Last:  
vs. Tampa Bay, Sept. 27, 2009 (24-0)

### MOST POINTS ALLOWED

72 at Washington, Nov. 27, 1966  
63 at Pittsburgh, Nov. 30, 1952  
63 vs. Chi. Cardinals, Oct. 17, 1948

### MOST TOUCHDOWNS ALLOWED

10 at Washington, Nov. 27, 1966  
9 at Pittsburgh, Nov. 30, 1952  
9 vs. Chi. Cardinals, Oct. 17, 1948

### MOST POINTS

#### AFTER TOUCHDOWN, OPPONENT

9 vs. Washington, Nov. 27, 1966  
9 vs. Pittsburgh, Nov. 30, 1952  
9 vs. Chi. Cardinals, Oct. 17, 1948

### MOST FIELD GOALS, OPPONENT

7 vs. Dallas, Sept. 15, 2003  
5 vs. Washington, Sept. 25, 2016  
5 at Minnesota, Dec. 27, 2015  
5 vs. Philadelphia, Oct. 6, 2013  
5 at Dallas, Dec. 17, 1995  
4 38 times; Last:  
vs. Dallas, Jan. 3, 2021

## FIRST DOWNS

### FEWEST FIRST DOWNS ALLOWED

1 at Pittsburgh, Sept. 20, 1933  
2 at Philadelphia, Oct. 3, 1937  
2 vs. Bklyn. Dodgers, Oct. 14, 1934

### MOST FIRST DOWNS ALLOWED

38 at Rams, Nov. 13, 1966  
35 at New Orleans, Nov. 1, 2015  
32 vs. Dallas, Sept. 10, 1978  
31 vs. Tampa Bay, Nov. 18, 2018  
31 at New Orleans, Nov. 28, 2011  
31 vs. Tennessee, Dec. 1, 2002  
31 at San Diego, Oct. 19, 1980  
29 at Kansas City, Nov. 1, 2021  
29 vs. Arizona, Oct. 8, 1995  
29 vs. Washington, Nov. 15, 1981

29 at Kansas City, Nov. 3, 1974  
29 vs. St. Louis, Nov. 4, 1962

### MOST FIRST DOWNS ALLOWED, RUSHING

19 at Seattle, Nov. 9, 2014  
19 at Buffalo, Nov. 26, 1978  
19 vs. Green Bay, Oct. 22, 1967  
17 vs. St. Louis, Dec. 12, 1976

### MOST FIRST DOWNS ALLOWED, PASSING

24 at New Orleans, Nov. 1, 2015  
23 vs. Dallas, Dec. 6, 2009  
23 at San Diego, Oct. 19, 1980  
22 vs. St. Louis, Oct. 2, 2005  
21 vs. Jets, Dec. 6, 2015

21 at Dallas, Sept. 13, 2015  
21 at Dallas, Oct. 28, 2012  
21 vs. Green Bay, Dec. 4, 2011  
21 at Arizona, Nov. 23, 2008  
21 vs. Tennessee, Dec. 1, 2002  
20 vs. Carolina, Dec. 20, 2015  
20 vs. Dallas, Oct. 6, 1985  
20 at L.A. Rams, Nov. 13, 1966  
20 at San Francisco, Sept. 30, 1956  
20 vs. Chicago Bears, Oct. 23, 1949  
19 vs. San Francisco, Sept. 27, 2020  
19 at Indianapolis, Dec. 23, 2018  
19 vs. Seattle, Oct. 22, 2017  
19 at Green Bay, Dec. 26, 2010  
19 vs. Green Bay, Sept. 16, 2007  
19 at Oakland, Dec. 31, 2005  
19 at New Orleans, Sept. 19, 2005  
19 vs. San Diego, Oct. 2, 1983

## NET YARDS

### FEWEST YARDS ALLOWED

48 at Bklyn. Dodgers, Oct. 17, 1943  
62 at Pittsburgh, Sept. 20, 1933  
66 vs. Pittsburgh, Dec. 8, 1935

### MOST YARDS ALLOWED

682 vs. Chi. Bears, Nov. 14, 1943  
608 at New Orleans, Nov. 2, 2015  
577 at New Orleans, Nov. 28, 2011  
572 at L.A. Rams, Nov. 13, 1966  
567 at San Diego, Oct. 19, 1980

# TEAM RECORDS – GAME – DEFENSE

## RUSHING

### FEWEST ATTEMPTS, OPPONENT

7 at Houston, Dec. 8, 1985  
 9 at Washington, Nov. 8, 2020  
 9 at Philadelphia, Nov. 20, 1983  
 9 at Philadelphia, Oct. 3, 1937  
 10 at Tampa Bay, Sept. 27, 2009  
 11 at Detroit, Nov. 18, 2007  
 11 vs. Philadelphia, Oct. 29, 2000  
 11 vs. Miami, Sept. 23, 1990  
 11 at Dallas, Sept. 16, 1990  
 12 at Philadelphia, Sept. 10, 2000  
 12 vs. New York Jets, Dec. 15, 1999  
 12 at New Orleans, Dec. 20, 1993

12 at Washington, Oct. 10, 1993  
 12 vs. L.A. Rams, Sept. 19, 1993  
 12 at St. Louis, Nov. 24, 1985  
 12 vs. New Orleans, Oct. 8, 1972

### MOST ATTEMPTS, OPPONENT

60 at Washington, Dec. 9, 1945  
 58 at Washington, Nov. 18, 1956  
 58 at Philadelphia, Oct. 5, 1947

### FEWEST YARDS ALLOWED

-24 at Bklyn. Dodgers, Oct. 17, 1943  
 -1 vs. Chi. Cardinals, Oct. 18, 1953

6 at Cleveland, Nov. 6, 1960

### MOST YARDS ALLOWED

420 at Boston (Redskins), Oct. 8, 1933  
 366 at Buffalo, Nov. 26, 1978  
 350 at Seattle, Nov. 9, 2014  
 341 at Detroit, Nov. 15, 1936

### MOST RUSHING TOUCHDOWNS ALLOWED

5 at Seattle, Nov. 9, 2014  
 5 at Buffalo, Nov. 26, 1978  
 5 vs. Green Bay, Oct. 22, 1967

## PASSING

### FEWEST ATTEMPTS, OPPONENT

3 at Detroit, Sept. 23, 1934  
 4 vs. Bklyn. Dodgers, Dec. 7, 1941

### MOST ATTEMPTS, OPPONENT

62 at Dallas, Oct. 28, 2012  
 62 vs. St. Louis, Oct. 2, 2005  
 61 at Carolina, Dec. 10, 2006  
 60 at Washington, Nov. 23, 1997  
 59 vs. Chi. Bears, Oct. 23, 1949  
 57 at Philadelphia, Sept. 23, 1962

### FEWEST COMPLETIONS ALLOWED

0 at Washington, Dec. 11, 1960  
 1 many games; Last: vs. Brooklyn, Dec. 6, 1942

### MOST COMPLETIONS ALLOWED

41 vs. Dallas, Dec. 6, 2009  
 40 at New Orleans, Nov. 1, 2015  
 40 vs. St. Louis, Oct. 2, 2005  
 36 vs. Jets, Dec. 6, 2015  
 36 at Dallas, Sept. 13, 2015  
 36 at Dallas, Sept. 8, 2013  
 36 at Dallas, Oct. 28, 2012  
 35 vs. St. Louis, Sept. 7, 2003  
 34 at Washington, Sept. 16, 2021  
 34 vs. Carolina, Dec. 10, 2006  
 34 vs. Dallas, Oct. 5, 1997  
 34 vs. Chi. Bears, Oct. 23, 1949  
 33 at Philadelphia, Dec. 9, 2019  
 33 at Philadelphia, Sept. 23, 1962  
 32 at Tampa Bay, Nov. 22, 2021  
 32 at Los Angeles, Oct. 23, 2016  
 32 vs. New Eng., Dec. 29, 2007  
 32 vs. Arizona, Sept. 11, 2005

32 vs. Washington, Sept. 18, 1994  
 32 at San Francisco, Dec. 1, 1986

### FEWEST YARDS ALLOWED (NET)

-13 at Philadelphia, Dec. 11, 1977  
 -6 at Washington, Dec. 11, 1960  
 0 at Chi. Cardinals, Nov. 22, 1959

### MOST YARDS ALLOWED (NET)

505 at New Orleans, Nov. 1, 2015  
 488 vs. Chi. Bears, Nov. 14, 1943  
 460 at Philadelphia, Nov. 8, 1953  
 456 at San Diego, Oct. 19, 1980

### MOST TOUCHDOWNS ALLOWED

7 at New Orleans, Nov. 1, 2015  
 7 vs. Chi. Bears, Nov. 14, 1943  
 6 vs. Cleveland, Dec. 12, 1964

## INTERCEPTIONS

### MOST INTERCEPTIONS BY GIANTS

8 at N.Y. Yanks, Dec. 16, 1951  
 8 at Green Bay, Nov. 21, 1948  
 7 vs. Washington, Dec. 8, 1963

### MOST YARDS, RETURNS

144 at Philadelphia, Sept. 13, 1941  
 138 at Dallas, Oct. 15, 1961  
 137 at Washington, Oct. 29, 1995

### MOST RETURNS FOR TOUCHDOWN

2 at Buffalo, Dec. 23, 2007  
 2 at Detroit, Oct. 27, 1996  
 2 vs. Washington, Dec. 8, 1963  
 2 vs. Washington, Dec. 4, 1938

# TEAM RECORDS – SEASON – OFFENSE

## SCORING

### MOST POINTS

448 in 1963  
429 in 2012  
427 in 2008  
422 in 2005  
420 in 2015  
402 in 2009  
399 in 1985  
398 in 1962

### FEWEST POINTS

79 in 1928  
93 in 1932  
115 in 1936

### MOST TOUCHDOWNS

57 in 1963  
49 in 1962, 1967  
48 in 1985, 2010  
47 in 2011, 2012, 2015  
46 in 1961, 2009  
45 in 2005, 2008

### FEWEST TOUCHDOWNS

12 in 1928  
14 in 1932  
15 in 1937  
16 in 1925, 1936, 1940

### MOST TOUCHDOWNS RUSHING

27 in 1930  
24 in 1985  
21 in 1950  
20 in 1992

### FEWEST TOUCHDOWNS RUSHING

3 in 1932  
4 in 1936, 1937, 1987, 1996

### MOST TOUCHDOWNS PASSING

39 in 1963  
36 in 2015  
35 in 1962  
33 in 1967

### FEWEST TOUCHDOWNS PASSING

0 in 1928  
4 in 1926  
5 in 1934

### MOST TOUCHDOWNS ON RETURNS

10 in 1951  
6 in 1944, 1947, 1948, 1949,  
1961, 1963, 1996, 2007, 2015

### MOST POINTS AFTER TOUCHDOWN

52 in 1963  
47 in 1962  
46 in 1961, 2012  
45 in 1967, 1985, 2009

### FEWEST POINTS AFTER TOUCHDOWN

4 in 1928  
7 in 1932  
8 in 1925

### MOST FIELD GOAL ATTEMPTS

42 in 2005, 1983  
41 in 1970  
39 in 2012  
38 in 2008  
38 in 1989  
38 in 1981

### MOST FIELD GOALS

35 in 2008, 2005, 1983  
33 in 2012  
32 in 2018  
30 in 2020  
30 in 2015  
29 in 1989  
27 in 2009  
26 in 1986, 1993, 2002  
26 in 1970, 1999, **2021**  
24 in 1981, 1988, 1991, 1996, 2014  
23 in 2001, 2006, 2007, 2013

### FEWEST FIELD GOALS

0 in 1932  
1 in 1926, 1928, 1930, 1931,  
1936, 1948

### HIGHEST FIELD GOAL PERCENTAGE

97.0 in 2018  
96.9 in 2020  
95.5 in 2016  
93.8 in 2015  
92.3 in 2014  
92.1 in 2008  
88.9 in 1996  
88.7 in 2013  
**86.2** in 2021  
85.2 in 2006, 2007  
84.6 in 2012

### MOST SAFETIES

3 in 2008, 1927  
2 in 1944, 1950, 1953,  
1961, 1989, 1994, 1996,  
2011

## FIRST DOWNS

### MOST FIRST DOWNS

356 in 1985  
338 in 2008  
336 in 2014  
331 in 2010, 2011, 2015  
327 in 2012  
324 in 1986  
323 in 2002, 2009  
321 in 2007  
317 in 1988  
312 in 2005  
310 in 1984, 2000  
308 in 1999  
304 in 2006  
300 in 1993, 2003

### MOST FIRST DOWNS RUSHING

138 in 1985  
130 in 2008  
127 in 1986, 1993  
125 in 1978  
124 in 1956

### MOST FIRST DOWNS PASSING

218 in 2014  
216 in 2011  
208 in 2015, 2018  
198 in 1984  
197 in 1999  
195 in 2000, 2002  
194 in 2009  
192 in 1985, 2010  
190 in 2016

### MOST FIRST DOWNS BY PENALTY

46 in 2015  
37 in 2012  
36 in 1997  
35 in 2007, 2014, 2019  
34 in 2005  
33 in 2004  
32 in 2008, 1992  
31 in 2011

# TEAM RECORDS – SEASON – OFFENSE

## NET YARDS

### MOST YARDS GAINED

6,161 in 2011  
6,085 in 2010  
5,956 in 2015  
5,884 in 1985

5,875 in 2014  
5,856 in 2009  
5,787 in 2005  
5,697 in 2018  
5,695 in 2008

5,687 in 2012  
5,416 in 2019  
5,378 in 1986

## RUSHING

### MOST RUSHING ATTEMPTS

581 in 1985  
580 in 1978  
567 in 1934

### FEWEST RUSHING ATTEMPTS

244 in 1982  
316 in 1945  
362 in 1948, 2019  
366 in 1947

### MOST YARDS RUSHING

2,518 in 2008  
2,451 in 1985  
2,336 in 1950  
2,304 in 1978

### FEWEST YARDS RUSHING

769 in 1945  
842 in 1982  
1,049 in 1953

### MOST TOUCHDOWNS RUSHING

27 in 1930  
24 in 1985  
21 in 1950  
20 in 1992  
19 in 2008  
18 in 1956, 1986, 2004, 2012

## PASSING

### MOST PASSES ATTEMPTED

623 in 2015  
616 in 2003  
608 in 2017  
607 in 2014, 2019  
602 in 1999  
598 in 2016  
589 in 2011  
583 in 2018  
575 in 1983  
567 in 2013

### FEWEST PASSES ATTEMPTED

125 in 1944  
148 in 1942  
149 in 1934  
149 in 1943

### MOST PASSES COMPLETED

392 in 2015  
383 in 2014  
382 in 2018  
377 in 2016  
376 in 2019  
373 in 2017  
359 in 2011  
350 in 1999  
339 in 2010  
338 in 2002, 2009

### FEWEST PASSES COMPLETED

47 in 1944  
63 in 1943  
64 in 1934  
67 in 1942

### HIGHEST COMPLETION PERCENTAGE

65.5 in 2018  
63.1 in 2014  
63.0 in 2016  
62.9 in 2010, 2015, 2021  
62.4 in 2009  
62.1 in 2020  
61.9 in 2019  
61.6 in 2002  
61.3 in 2017  
61.0 in 2011  
61.0 in 1991

### MOST YARDS GAINED (NET)

4,734 in 2011  
4,347 in 2015  
4,272 in 2014  
4,047 in 2018  
4,019 in 2009  
3,951 in 2002  
3,885 in 2010  
3,879 in 2016  
3,825 in 2012

3,719 in 1999  
3,731 in 2019

### MOST TOUCHDOWN PASSES

39 in 1963  
36 in 2015  
35 in 1962  
33 in 1967  
31 in 2010

### MOST PASSES HAD INTERCEPTED

34 in 1953  
31 in 1966  
31 in 1983

### FEWEST PASSES HAD INTERCEPTED

5 in 1990  
8 in 1969, 1991

# TEAM RECORDS – SEASON – OFFENSE

## PUNTING

### MOST PUNTS

112 in 1997  
104 in 1979  
102 in 1996  
101 in 1998  
100 in 1977

### FEWEST PUNTS

47 in 1972  
49 in 1960, 1982  
50 in 1945, 1946  
53 in 1966

### MOST YARDS

4,566 in 1998  
4,531 in 1997  
4,445 in 1979  
4,297 in 2016  
4,289 in 1996

### HIGHEST PUNTING AVERAGE

47.5 in 2012  
46.9 in 2013  
46.6 in 1959  
46.2 in 2016

45.7 in 2011  
45.5 in 2014  
45.4 in 1964, 2018

### HIGHEST NET PUNTING AVERAGE (Since 1976)

42.3 in 2019  
41.8 in 2018  
40.9 in 2016  
40.2 in 2008  
39.4 in 2012  
39.2 in 2011  
38.9 in 2015

## PUNT RETURNS

### MOST PUNT RETURNS

64 in 1981  
55 in 1953, 1983, 1984, 1987

### MOST YARDS GAINED

717 in 1941  
675 in 1951  
626 in 1938

### HIGHEST RETURN AVERAGE

15.3 in 1941  
14.1 in 1951  
13.3 in 1943

## KICKOFF RETURNS

### MOST KICKOFF RETURNS

80 in 1966  
73 in 1994  
72 in 2003  
71 in 1980, 1983, 2009  
70 in 2006

### MOST YARDS GAINED

1,688 in 1964  
1,658 in 2004  
1,648 in 2012  
1,616 in 1966  
1,579 in 2007  
1,529 in 2005  
1,502 in 1999

### HIGHEST RETURN AVERAGE

27.4 in 1944  
26.3 in 1953  
26.2 in 2012  
26.0 in 1946

## FUMBLES

### MOST FUMBLES

49 in 1960  
44 in 1964, 1975  
40 in 1961, 2001

### MOST OWN FUMBLES RECOVERED

23 in 1960  
21 in 1964, 1975, 1981

### MOST OPPONENTS' FUMBLES RECOVERED

27 in 1950  
26 in 1946  
23 in 1980, 2010

## PENALTIES

### MOST PENALTIES

143 in 2005  
127 in 2003  
124 in 1998  
122 in 1979  
118 in 2004  
116 in 1997  
114 in 2018

### MOST YARDS PENALIZED

1,115 in 2005  
1,090 in 2003  
1,047 in 1979  
1,020 in 1983  
1,016 in 1978



# TEAM RECORDS – SEASON – DEFENSE

## SCORING

### FEWEST POINTS ALLOWED

20 in 1927  
51 in 1926  
67 in 1925  
75 in 1944

### MOST POINTS ALLOWED

501 in 1966  
451 in 2019  
442 in 2015  
427 in 2009  
425 in 1980  
412 in 2018  
400 in 2011, 2014

### FEWEST TOUCHDOWNS ALLOWED

3 in 1927  
7 in 1926

8 in 1925

### MOST TOUCHDOWNS ALLOWED

66 in 1966  
55 in 1980  
54 in 1948, 2009, 2019

### MOST POINTS AFTER TOUCHDOWN ALLOWED

63 in 1966  
52 in 1948  
51 in 1980

### MOST FIELD GOALS ALLOWED

34 in 2016  
31 in 2015, 2018

29 in 1991, 1994, 2013, 2014  
28 in 1995, 2003, 2017  
26 in 2012  
25 in 1988, 2011, 2019  
24 in 1999  
23 in 1987, 1998, 2001, 2010

### MOST SAFETIES BY OPPONENT

3 in 1984  
2 in 1965, 2010

## FIRST DOWNS

### FEWEST FIRST DOWNS ALLOWED

104 in 1938  
106 in 1937  
116 in 1941

### MOST FIRST DOWNS ALLOWED

367 in 2015  
346 in 2018  
343 in 2019  
338 in 2011  
336 in 1980  
335 in 1995  
327 in 2013

### FEWEST FIRST DOWNS RUSHING ALLOWED

55 in 1982  
58 in 1938  
59 in 1937

### MOST FIRST DOWNS RUSHING ALLOWED

156 in 1980  
155 in 1978  
137 in 1975

### FEWEST FIRST DOWNS PASSING ALLOWED

41 in 1937  
43 in 1938  
47 in 1941

### MOST FIRST DOWNS PASSING ALLOWED

236 in 2015  
211 in 2019  
210 in 2011  
205 in 2018  
198 in 2013  
196 in 2012  
195 in 1997  
191 in 2016

## NET YARDS

### FEWEST YARDS ALLOWED

2,029 in 1938  
2,054 in 1935  
2,169 in 1937  
2,219 in 1940

### MOST YARDS ALLOWED

6,725 in 2015  
6,134 in 2012  
6,037 in 2019  
6,022 in 2011  
6,012 in 2014

5,971 in 2017  
5,942 in 2018  
5,752 in 1980  
5,479 in 2006  
5,435 in 2016

# TEAM RECORDS – SEASON – DEFENSE

## RUSHING

### FEWEST ATTEMPTS, OPPONENT

301 in 1982  
350 in 1986  
359 in 2000  
366 in 1943

### MOST ATTEMPTS, OPPONENT

640 in 1978  
618 in 1979  
584 in 1980  
580 in 2005  
560 in 1976

### FEWEST YARDS ALLOWED

913 in 1951  
977 in 1940  
1,000 in 1944  
1,006 in 1943

### MOST YARDS ALLOWED

2,656 in 1978  
2,507 in 1980  
2,452 in 1979  
2,422 in 1975

### FEWEST TOUCHDOWNS ALLOWED

1 in 1927  
2 in 1944  
3 in 1926, 1938

### MOST TOUCHDOWNS ALLOWED

31 in 1980  
25 in 1948, 1978

## PASSING

### FEWEST ATTEMPTS, OPPONENT

149 in 1963  
182 in 1937  
184 in 1934

### MOST ATTEMPTS, OPPONENT

638 in 2015  
630 in 2016  
601 in 2013  
596 in 1997  
589 in 2011  
587 in 1986  
585 in 2000  
567 in 2006  
566 in 1988  
561 in 2017

### FEWEST COMPLETIONS, OPPONENT

54 in 1934  
60 in 1936  
62 in 1933

### MOST COMPLETIONS, OPPONENT

423 in 2015  
369 in 2016, 2019  
362 in 2018  
361 in 2011, 2013  
347 in 2017  
341 in 2012  
334 in 1986  
333 in 2006  
329 in 2005  
327 in 2000

### FEWEST YARDS ALLOWED (NET)

744 in 1934  
809 in 1933  
914 in 1938

### MOST YARDS ALLOWED (NET)

4,783 in 2015  
4,260 in 2016  
4,225 in 2019  
4,082 in 2011  
4,068 in 2012

4,044 in 2018  
4,038 in 2017  
4,018 in 2016  
3,850 in 2014  
3,649 in 2006  
3,616 in 1997

### FEWEST TOUCHDOWNS ALLOWED

2 in 1927  
3 in 1939, 1944

### MOST TOUCHDOWNS ALLOWED

36 in 1966  
32 in 2017  
31 in 2015  
30 in 2019  
28 in 1964, 2004, 2011

## INTERCEPTIONS

### MOST INTERCEPTIONS

41 in 1951  
39 in 1948  
35 in 1939

### FEWEST INTERCEPTIONS

10 in 2003  
11 in 2002  
12 in 1976, 1977, 1982, 1991  
13 in 1945, 2009, 2017

### MOST YARDS, RETURNS

569 in 1941  
561 in 1948  
549 in 1944

### FEWEST YARDS, RETURNS

62 in 1976  
91 in 1974  
93 in 2002  
110 in 2010  
113 in 1980, 2004

### MOST TOUCHDOWNS, RETURNS

5 in 1963

## SACKS

### MOST SACKS

68 in 1985  
59 in 1986  
55 in 1987  
54 in 1997, 1998  
53 in 2007

# GIANTS SEASON LEADERS

## GIANTS RUSHING HONOR ROLL

100 YARDS OR MORE IN A GAME, CHRONOLOGICALLY

YDS	PLAYER	DATE OF GAME	YDS	PLAYER	DATE OF GAME
108	Harry Newman at Bos.,	10/8/33	100	Ron Johnson vs. Buff.,	12/6/70
107	Kink Richards vs. Bkn.,	10/22/33	124	Ron Johnson at Phil.,	10/2/72
114	Harry Newman vs. G.B.,	11/11/34	134	Ron Johnson at St. Louis,	11/19/72
105	Ed Danowski vs. Bos.,	11/25/34	123	Ron Johnson vs. Phil.,	11/26/72
102	Tuffy Leemans at Pitt.,	9/27/36	119	Ron Johnson at Cinn.,	12/3/72
117	Tuffy Leemans vs. Chi. Cards,	10/18/36	105	Vin Clements at Dallas,	12/17/72
117	Tuffy Leemans vs. Phil.,	10/25/36	112	Ron Johnson vs. Phila.,	9/23/73
118	Hank Soar at Phil.,	10/3/37	101	Ron Johnson at Phila.,	11/25/73
159	Tuffy Leemans vs. G.B.,	11/20/38	119	Doug Kotar vs. Atlanta,	10/6/74
101	Tuffy Leemans vs. Clev.,	11/10/40	108	Doug Kotar at Rams,	9/26/76
101	Bill Paschal at Bkn.,	10/17/43	103	Doug Kotar vs. St. Louis,	12/12/76
188	Bill Paschal vs. Wash.,	12/5/43	100	Larry Csonka vs. Chi.,	12/18/77
139	Bill Paschall vs. Phil.,	10/29/44	118	Doug Kotar vs. St. Louis,	12/10/78
113	Bill Paschal vs. Bos.,	11/5/44	148	Billy Taylor vs. Tampa Bay,	10/7/79
103	Ward Cuff vs. G.B.,	11/19/44	126	Billy Taylor vs. Wash.,	11/25/79
100	Ward Cuff vs. Wash.,	12/3/44	103	Billy Taylor at Seattle,	12/7/80
143	Bill Paschal vs. Clev.,	11/4/45	103	Rob Carpenter vs. St. Louis,	10/11/81
108	Frank Filchock at Pitt.,	10/6/46	116	Rob Carpenter at Seattle,	10/18/81
107	George Franck vs. Bos.,	11/10/46	111	Rob Carpenter at Phila.,	11/22/81
133	Frank Reagan vs. L.A.,	12/1/46	117	Rob Carpenter at St. Louis,	12/13/81
125	"Choo Choo"Roberts vs. Chi. Cards.,	10/17/48	161**	Rob Carpenter at Phila.,	12/27/81
108	"Choo Choo"Roberts at NY Bulldogs,	9/30/49	113	Rob Carpenter vs. L.A. Rams,	9/4/83
108	"Choo Choo" Roberts at Chi. Cards.,	10/30/49	111	Rob Carpenter at Atlanta,	9/11/83
121	Joe Scott vs. Clev.,	10/22/50	116	Rob Carpenter vs. G.B.,	9/26/83
218	"Choo Choo" Roberts vs. Chi. Cards.,	11/12/50	159	Butch Woolfolk at Phila.,	11/20/83
145	Ed Price at Balt.,	11/19/50	107	Joe Morris at St. Louis,	12/9/84
101	Randall Clay vs. Phil.,	11/26/50	104	Joe Morris at N. Orleans,	10/27/85
156	Ed Price vs. N.Y. Yanks.,	12/3/50	132	Joe Morris vs. Tampa Bay,	11/3/85
103	Ed Price at Phil.,	12/10/50	118	Joe Morris at Washington,	11/18/85
107	Ed Price vs. Chi. Cards.,	10/14/51	113	George Adams at St. Louis,	11/24/85
101	Ed Price vs. Phil.,	10/21/51	131	Joe Morris vs. Cleveland.,	12/1/85
171	Ed Price at Phil.,	12/9/51	129	Joe Morris at Houston,	12/8/85
138	Ed Price at N.Y. Yanks.,	12/16/51	202	Joe Morris vs. Pittsburgh,	12/21/85
130	Ed Price at Dall.,	9/28/52	141**	Joe Morris vs. S.F.,	12/29/85
119	Ed Price at Phil.,	10/4/52	110	Joe Morris at L.A. Raiders,	9/21/86
116	Ed Price at Chi. Cards.,	11/2/52	116	Joe Morris at Seattle,	10/19/86
106	Ed Price vs. S.F.,	11/9/52	181	Joe Morris vs. Washington,	10/27/86
139	Alex Webster at Chi. Cards.,	10/2/55	181	Joe Morris vs. Dallas,	11/2/86
108	Frank Gifford vs. Wash.,	12/2/56	111	Joe Morris at Phila.,	11/9/86
132	Alex Webster at Phil.,	12/15/56	106	Joe Morris vs. Denver,	11/23/86
115	Bob Epps at Wash.,	10/13/57	179	Joe Morris vs. St. Louis,	12/14/86
126	Frank Gifford vs. Cards.,	11/10/57	115	Joe Morris vs. G.B.,	12/20/86
116	Mel Triplett vs. Clev.,	11/29/59	159**	Joe Morris vs. S.F.,	1/4/87
137	Mel Triplett at Clev.,	11/6/60	132	Joe Morris vs. Jets,	12/27/87
129	Bob Gaiters at Dall.,	10/15/61	107	Joe Morris at Dallas,	9/18/88
100	Alex Webster vs. Phil.,	11/12/61	122	Joe Morris vs. Phoenix,	12/4/88
107	Alex Webster vs. Phil.,	11/18/62	140	Joe Morris vs. Kansas City,	12/11/88
120	Joe Morrison at Phil.,	9/29/63	101	Ottis Anderson vs. Wash.,	10/15/89
101	Phil King vs. S.F.,	11/17/63	120**	Ottis Anderson vs. L.A. Rams,	1/7/90
160	Ernie Koy at Wash.,	10/1/67	105	Rodney Hampton vs. Buffalo,	12/15/90
142	Ron Johnson vs. Phil.,	10/11/70	102**	Ottis Anderson vs. Buffalo,	1/27/91
140	Ron Johnson vs. Dall.,	11/8/70	104	Rodney Hampton vs. Cleve.,	9/22/91
106	Ron Johnson vs. Wash.,	11/15/70	137	Rodney Hampton vs. Pho.,	10/6/91

# GIANTS SEASON LEADERS

## GIANTS RUSHING HONOR ROLL (CONTINUED)

### 100 YARDS OR MORE IN A GAME, CHRONOLOGICALLY

YDS	PLAYER	DATE OF GAME
140	Rodney Hampton vs. Hou.,	12/21/91
167	Rodney Hampton vs. Pho.,	10/11/92
138	Rodney Hampton at Wash.,	11/1/92
134	Rodney Hampton vs. TB,	9/12/93
134	Rodney Hampton vs. Rams,	9/19/93
104	Lewis Tillman at Wash.,	10/10/93
169	Lewis Tillman vs. Phila.,	10/17/93
101	Rodney Hampton at Phila.,	11/21/93
173	Rodney Hampton vs. Ind.,	12/12/93
138	Rodney Hampton vs. Dallas,	1/2/94
161	Rodney Hampton vs. Minn.,	1/9/94
112	Rodney Hampton at Rams,	10/16/94
138	Rodney Hampton vs. Det.,	10/30/94
122	Rodney Hampton at Hou.,	11/21/94
106	Rodney Hampton at Wash.,	11/27/94
149	Rodney Hampton vs. N.O.,	9/24/95
187	Rodney Hampton at Dallas,	12/17/95
103	Tyrone Wheatley at Arizona,	10/12/97
114	Charles Way vs. Arizona,	11/16/97
114	Tiki Barber at Philadelphia,	12/7/97
108	Gary Brown vs. Arizona,	10/18/98
119	Gary Brown at Dallas,	11/8/98
124	Gary Brown at Arizona,	12/6/98
112	Gary Brown vs. Denver,	12/13/98
103	Gary Brown vs. Kansas City,	12/20/98
112	Gary Brown at Philadelphia,	12/27/98
111	Joe Montgomery vs. Jets,	12/5/99
144	Tiki Barber vs. Arizona,	9/3/00
108	Ron Dayne vs. Dallas,	10/15/00
111	Ron Dayne vs. New Orleans,	9/30/01
118	Tiki Barber at Arizona,	11/11/01
124	Tiki Barber vs. Oakland,	11/25/01
110	Tiki Barber at Dallas,	12/09/01
101	Tiki Barber vs. Jacksonville,	11/03/02
127	Tiki Barber at Minnesota,	11/10/02
147	Tiki Barber at Houston,	11/24/02
203	Tiki Barber vs. Philadelphia,	12/28/02
146	Tiki Barber vs. St. Louis,	9/7/03
126	Tiki Barber at Washington,	9/21/03
120	Tiki Barber vs. Atlanta,	11/9/03
111	Tiki Barber at Philadelphia,	11/16/03
125	Tiki Barber at Philadelphia,	9/12/04
106	Tiki Barber vs. Cleveland,	9/26/04
182	Tiki Barber at Green Bay,	10/3/04
122	Tiki Barber at Dallas,	10/10/04
101	Tiki Barber at Minnesota,	10/31/04
108	Tiki Barber at Arizona,	11/14/04
107	Tiki Barber vs. Atlanta,	11/21/04
110	Tiki Barber vs. Philadelphia,	11/28/04
109	Tiki Barber at Cincinnati,	12/26/04
128	Tiki Barber vs. St. Louis,	10/2/05
206	Tiki Barber vs. Washington,	10/30/05
112	Tiki Barber vs. Philadelphia,	11/20/05
151	Tiki Barber at Seattle,	11/27/05
115	Tiki Barber vs. Dallas,	12/4/05
124	Tiki Barber at Philadelphia,	12/11/05
220*	Tiki Barber vs. Kansas City,	12/17/05
203	Tiki Barber at Oakland,	12/31/05
110	Tiki Barber vs. Indianapolis,	9/10/06

YDS	PLAYER	DATE OF GAME
123	Tiki Barber vs. Washington,	10/08/06
185	Tiki Barber at Atlanta,	10/15/06
114	Tiki Barber at Dallas,	10/23/06
115	Tiki Barber vs. Houston,	11/5/06
141	Tiki Barber vs. Chicago,	11/12/06
112	Tiki Barber at Carolina,	12/10/06
234*	Tiki Barber at Washington,	12/30/06
137**	Tiki Barber at Philadelphia,	1/07/07
100	Brandon Jacobs vs. Jets,	10/7/07
107	Brandon Jacobs vs. San Francisco,	10/21/07
131	Brandon Jacobs at Miami,	10/28/07
154	Derrick Ward at Chicago,	12/2/07
130	Brandon Jacobs vs. Washington,	12/16/07
151	Ahmad Bradshaw at Buffalo,	12/23/07
143	Brandon Jacobs at Buffalo,	12/23/07
116	Brandon Jacobs vs. Washington,	9/4/08
136	Brandon Jacobs vs. Seattle,	10/5/08
101	Derrick Ward at Cleveland,	10/13/08
117	Brandon Jacobs vs. Dallas,	11/2/08
126	Brandon Jacobs at Philadelphia,	11/9/08
215	Derrick Ward vs. Carolina,	12/21/08
104	Ahmad Bradshaw at Tampa Bay,	9/27/09
110	Ahmad Bradshaw vs. Oakland,	10/4/09
129	Ahmad Bradshaw vs. Chicago,	10/3/10
133	Ahmad Bradshaw vs. Detroit,	10/17/10
126	Ahmad Bradshaw at Dallas,	10/25/10
103	Brandon Jacobs vs. Washington,	12/5/10
116	Brandon Jacobs at Minnesota,	12/13/10
103	Ahmad Bradshaw at Minnesota,	12/13/10
104	Ahmad Bradshaw vs. Buffalo,	10/16/11
101	Brandon Jacobs at Dallas,	12/11/11
113	Andre Brown at Carolina,	9/20/12
200	Ahmad Bradshaw vs. Cleveland,	10/7/12
116	Ahmad Bradshaw at San Francisco,	10/14/12
103	Ahmad Bradshaw at Washington,	12/3/12
100	David Wilson vs. New Orleans,	12/9/12
107	Ahmad Bradshaw vs. Philadelphia,	12/30/12
106	Brandon Jacobs at Chicago,	10/10/13
115	Andre Brown vs. Oakland,	11/10/13
127	Andre Brown vs. Dallas,	11/24/13
176	Rashad Jennings vs. Houston,	9/21/14
131	Andre Williams at Tennessee,	12/7/14
110	Andre Williams at St. Louis,	12/21/14
107	Rashad Jennings vs. Carolina,	12/20/15
170	Rashad Jennings vs. Philadelphia,	1/3/16
121	Paul Perkins at Washington,	1/1/17
117	Orleans Darkwa at Denver,	10/15/17
154	Orleans Darkwa vs. Washington,	12/31/17
106	<b>Saouqon Barkley vs. Jacksonville.....</b>	<b>9/9/18</b>
130	<b>Saouqon Barkley vs. Philadelphia ..</b>	<b>10/11/18</b>
142	<b>Saouqon Barkley vs. Tampa Bay ....</b>	<b>11/18/18</b>
101	<b>Saouqon Barkley at Philadelphia ...</b>	<b>11/25/18</b>
125	<b>Saouqon Barkley vs. Chicago .....</b>	<b>12/2/18</b>
170	<b>Saouqon Barkley at Washington.....</b>	<b>12/9/18</b>
109	<b>Saouqon Barkley vs. Dallas.....</b>	<b>12/30/18</b>
120	<b>Saouqon Barkley at Dallas.....</b>	<b>9/8/19</b>
107	<b>Saouqon Barkley vs. Buffalo .....</b>	<b>9/15/19</b>
112	<b>Saouqon Barkley vs. Miami.....</b>	<b>12/15/19</b>
135	Wayne Gallman Jr. at Seattle	12/6/20

\* Team Record \*\*Postseason Game

# GIANTS SEASON LEADERS

## GIANTS PASSING HONOR ROLL

300 YARDS OR MORE IN A GAME, CHRONOLOGICALLY

YDS	PLAYER	DATE OF GAME
341	Paul Governali vs. Phil.,	11/9/47
363	Charlie Conerly at Pitt.,	12/5/48
357	Charlie Conerly at G.B.,	11/13/49
321	Charlie Conerly at Rams,	9/26/59
315	Y.A. Tittle at Wash.,	10/1/61
307	Y.A. Tittle vs. Phil.,	11/12/61
314	Y.A. Tittle vs. Pitt.,	11/19/61
332	Y.A. Tittle at Pitt.,	9/30/62
505	Y.A. Tittle vs. Wash.,	10/28/62
315	Y.A. Tittle at Dall.,	11/11/62
341	Y.A. Tittle vs. Dall.,	12/16/62
324	Y.A. Tittle at Wash.,	10/16/63
308	Y.A. Tittle vs. Pitt.,	12/15/63
348	Fran Tarkenton vs. N.O.,	10/8/67
325	Fran Tarkenton vs. St. Louis,	12/8/68
320	Fran Tarkenton vs. Wash.,	11/15/70
302	Fran Tarkenton at Pitt.,	11/21/71
372	Randy Johnson vs. Phil.,	12/19/71
348	Randy Johnson at St. Louis,	10/28/73
300	Phil Simms vs. S.F.,	10/14/79
351	Phil Simms vs. Dallas,	11/9/80
322	Phil Simms vs. G.B.,	11/16/80
324	Phil Simms vs. N.Orleans,	9/20/81
310	Scott Brunner vs. Atlanta,	9/12/82
326	Scott Brunner at St. Louis,	12/26/82
395	Scott Brunner vs. San Diego,	10/2/83
325	Jeff Rutledge vs. Dallas,	10/30/83
346	Scott Brunner at Raiders,	11/27/83
349	Jeff Rutledge vs. Seattle,	12/11/83
324	Jeff Rutledge at Wash.,	12/17/83
409	Phil Simms vs. Phila.,	9/2/84
347	Phil Simms at Wash.,	9/16/84
339	Phil Simms vs. Wash.,	10/28/84
343	Phil Simms vs. Kansas City,	11/25/84
432	Phil Simms vs. Dallas,	10/6/85
513*	Phil Simms at Cincinnati,	10/13/85
329	Phil Simms at Dallas,	12/15/85
300	Phil Simms at Dallas,	9/8/86
300	Phil Simms vs. San Diego,	9/14/86
310	Phil Simms at Minn.,	11/16/86
388	Phil Simms at S.F.,	12/1/86
359	Phil Simms at St. Louis,	12/13/87
309	Phil Simms vs. L.A. Rams,	9/25/88
324	Phil Simms at Phil.,	10/10/88
320	Phil Simms vs. Detroit,	10/16/88
326	Phil Simms at S.F.,	11/27/89
368	Jeff Hostetler at Dallas,	9/29/91
337	Phil Simms vs. Phoenix,	11/28/93
341	Kerry Collins vs. NY Jets,	12/5/99
316	Kerry Collins at Dallas,	1/2/00
350	Kerry Collins vs. Detroit,	11/19/00
333	Kerry Collins vs. Pitt.,	12/10/00
321	Kerry Collins vs. Jacksonville,	12/23/00
381	Kerry Collins vs. Minnesota,	1/14/01**
346	Kerry Collins at Wash.,	10/28/01
321	Kerry Collins at Minnesota,	11/19/01
338	Kerry Collins vs. Seattle,	12/23/01
303	Kerry Collins at Phil.,	12/30/01
386	Kerry Collins vs. G.B.,	1/06/02
342	Kerry Collins vs. San Francisco,	9/05/02
307	Kerry Collins at St. Louis,	9/15/02
300	Kerry Collins at Minnesota,	11/10/02
366	Kerry Collins at Indianapolis,	12/22/02
314	Kerry Collins at New England,	10/5/03
375	Kerry Collins at Minnesota,	10/26/03
303	Kerry Collins at Jets,	11/2/03
352	Eli Manning at San Diego,	9/25/05
344	Eli Manning at Seattle,	11/27/05

YDS	PLAYER	DATE OF GAME
312	Eli Manning at Philadelphia,	12/11/05
371	Eli Manning at Philadelphia,	9/17/06
312	Eli Manning at Dallas,	9/9/07
303	Eli Manning at Atlanta,	10/15/07
305	Eli Manning at Washington,	11/30/08
330	Eli Manning at Dallas,	9/20/09
384	Eli Manning vs. Atlanta,	11/22/09
391	Eli Manning vs. Philadelphia,	12/13/09
386	Eli Manning vs. Tennessee,	9/26/10
306	Eli Manning at Dallas,	10/25/10
373	Eli Manning vs. Dallas,	11/14/10
301	Eli Manning at Green Bay,	12/26/10
321	Eli Manning at Arizona,	10/2/11
420	Eli Manning vs. Seattle,	10/9/11
349	Eli Manning vs. Miami,	10/30/11
311	Eli Manning at San Francisco,	11/13/11
406	Eli Manning at New Orleans,	11/28/11
347	Eli Manning vs. Green Bay,	12/4/11
400	Eli Manning at Dallas,	12/11/11
346	Eli Manning vs. Dallas,	1/1/12
330**	Eli Manning at Green Bay,	1/15/12
316**	Eli Manning at San Francisco,	1/22/12
510	Eli Manning vs. Tampa Bay,	9/16/12
309	Eli Manning at Philadelphia,	9/30/12
337	Eli Manning vs. Washington,	10/21/12
450	Eli Manning at Dallas,	9/8/13
362	Eli Manning vs. Denver,	9/15/13
334	Eli Manning vs. Philadelphia,	10/6/13
300	Eli Manning at Washington,	9/25/14
359	Eli Manning vs. Indianapolis,	11/3/14
338	Eli Manning vs. Dallas,	11/23/14
391	Eli Manning at St. Louis,	12/21/14
429	Eli Manning vs. Philadelphia,	12/28/14
441	Eli Manning vs. San Francisco,	10/11/15
350	Eli Manning at New Orleans,	11/1/15
361	Eli Manning vs. New England,	11/15/15
321	Eli Manning at Washington,	11/29/15
337	Eli Manning at Miami,	12/14/15
302	Eli Manning vs. Philadelphia,	1/3/16
368	Eli Manning vs. New Orleans,	9/18/16
350	Eli Manning vs. Washington,	9/25/16
403	Eli Manning vs. Baltimore,	10/16/16
356	Eli Manning at Philadelphia,	12/22/16
366	Eli Manning at Philadelphia,	9/24/17
434	Eli Manning vs. Philadelphia,	12/17/17
326	Eli Manning at Carolina,	10/7/18
399	Eli Manning at Atlanta,	10/22/18
316	Eli Manning vs. Washington,	10/28/18
309	Eli Manning at Indianapolis,	12/23/18
301	Eli Manning vs. Dallas,	12/30/18
336	Daniel Jones at Tampa Bay,	9/22/19
332	Daniel Jones at Detroit,	10/27/19
308	Daniel Jones at Jets,	11/10/19
352	Daniel Jones at Washington,	12/22/19
301	Daniel Jones vs. Philadelphia,	12/29/19
402	Daniel Jones at New Orleans,	10/3/21

\* Team Record

\*\*Postseason Game

# GIANTS SEASON LEADERS

## GIANTS RECEIVING HONOR ROLL

100 YARDS OR MORE IN A GAME, CHRONOLOGICALLY (SINCE 1960)

YDS	PLAYER	DATE OF GAME	YDS	PLAYER	DATE OF GAME
135	Kyle Rote at St. Louis	10/2/60	142	Homer Jones vs. St. Louis	12/8/68
116	Kyle Rote at Pittsburgh	10/9/60	107	Aaron Thomas vs. Dallas	12/15/68
124	Kyle Rote at Philadelphia	11/27/60	100	Homer Jones vs. Minnesota	9/21/69
180	Bob Schnelker vs. Cleveland	12/18/60	127	Aaron Thomas at St. Louis	11/9/69
105	Kyle Rote at Washington	10/1/61	110	Homer Jones vs. St. Louis	12/7/69
103	Del Shofner at Washington	10/1/61	134	Joe Morrison vs. Cleveland	12/21/69
122	Del Shofner vs. Washington	11/5/61	110	Clifton McNeil vs. St. Louis	10/25/70
137	Del Shofner vs. Philadelphia	11/12/61	150	Bob Tucker vs. St. Louis	10/25/70
129	Kyle Rote vs. Pittsburgh	11/19/61	165	Tucker Frederickson vs. Washington	11/15/70
100	Joe Walton at Philadelphia	12/10/61	151	Rich Houston at Green Bay	9/19/71
135	Del Shofner at Philadelphia	9/23/62	111	Bobby Duhon at Dallas	10/11/71
101	Alex Webster at Pittsburgh	9/30/62	108	Bob Tucker at Pittsburgh	11/21/71
127	Frank Gifford vs. Washington	10/28/62	160	Joe Morrison vs. Philadelphia	12/19/71
269*	Del Shofner vs. Washington	10/28/62	116	Bob Tucker vs. Philadelphia	12/19/71
158	Del Shofner at Dallas	11/11/62	175	Rich Houston vs. Dallas	9/24/72
125	Del Shofner at Washington	11/25/62	100	Bob Tucker vs. Philadelphia	11/26/72
155	Alex Webster vs. Dallas	12/16/62	136	Bob Tucker vs. Philadelphia	9/23/73
101	Phil King at Baltimore	9/15/63	137	Bob Grim at St. Louis	10/28/73
107	Del Shofner at Washington	10/6/63	101	Ron Johnson at Washington	12/2/73
105	Joe Walton vs. Dallas	10/20/63	100	Walker Gillette vs. Philadelphia	12/8/74
108	Del Shofner at Cleveland	10/27/63	100	Walker Gillette vs. St. Louis	10/25/75
119	Del Shofner vs. Philadelphia	11/10/63	105	Walker Gillette at Washington	9/12/76
159	Del Shofner vs. San Francisco	11/17/63	132	Doug Kotar at St. Louis	10/3/76
106	Del Shofner vs. St. Louis	11/24/63	102	Jimmy Robinson vs. Philadelphia	10/31/76
110	Del Shofner vs. Pittsburgh	12/15/63	118	Jimmy Robinson at Atlanta	10/2/77
122	Joe Morrison vs. St. Louis	11/1/64	110	Johnny Perkins at Tampa Bay	9/2/78
121	Aaron Thomas vs. Minnesota	12/6/64	100	Jimmy Robinson vs. Dallas	10/10/78
147	Joe Morrison vs. Cleveland	12/12/64	169	Earnest Gray vs. San Francisco	10/14/79
117	Aaron Thomas at Minnesota	10/9/65	107	Earnest Gray at Kansas City	10/21/79
145	Aaron Thomas vs. Philadelphia	10/17/65	174	Earnest Gray at St. Louis	9/7/80
102	Homer Jones vs. Philadelphia	10/17/65	137	Mike Friede vs. Dallas	11/9/80
118	Homer Jones at Cleveland	11/14/65	119	Earnest Gray vs. Green Bay	11/16/80
182	Homer Jones at Washington	12/12/65	108	Mike Friede vs. Green Bay	11/16/80
173	Homer Jones at Pittsburgh	9/11/66	114	Earnest Gray at Seattle	12/7/80
146	Homer Jones vs. Washington	10/16/1966	118	Johnny Perkins vs. New Orleans	9/20/81
111	Homer Jones vs. Pittsburgh	12/11/66	101	Gary Shirk vs. New Orleans	9/20/81
131	Joe Morrison vs. Dallas	12/18/66	129	Johnny Perkins at Dallas	9/27/81
175	Homer Jones at St. Louis	9/17/67	126	Johnny Perkins at Atlanta	10/25/81
196	Homer Jones at Washington	10/1/67	118**	Earnest Gray at San Francisco	1/3/82
123	Aaron Thomas vs. New Orleans	10/8/67	121**	Johnny Perkins at San Francisco	1/3/82
125	Joe Morrison at Pittsburgh	10/15/67	102	Butch Woolfolk vs. Houston	12/5/82
110	Aaron Thomas vs. Cleveland	10/29/67	148	Floyd Eddings vs. Philadelphia	12/11/82
149	Homer Jones at Minnesota	11/5/67	124	Earnest Gray at Dallas	9/18/83
125	Homer Jones vs. St. Louis	12/17/67	159	Earnest Gray vs. San Diego	10/2/83
101	Homer Jones at Pittsburgh	9/15/68	111	Earnest Gray at Kansas City	10/16/83
179	Homer Jones vs. Washington	9/29/68	135	Butch Woolfolk vs. Dallas	10/30/83
116	Homer Jones vs. New Orleans	10/6/68	145	Earnest Gray vs. Washington	11/13/83
108	Homer Jones at Atlanta	10/13/68	119	Byron Williams at L.A. Raiders	11/27/83
109	Joe Morrison vs. St. Louis	12/8/68	134	Earnest Gray at L.A. Raiders	11/27/83
			103	Byron Williams vs. Seattle	12/11/83

# GIANTS SEASON LEADERS

## GIANTS RECEIVING HONOR ROLL [CONTINUED]

### 100 YARDS OR MORE IN A GAME, CHRONOLOGICALLY

YDS	PLAYER	DATE OF GAME
124	Byron Williams at Washington.....	12/17/83
137	Bobby Johnson vs. Philadelphia .....	9/2/84
167	Byron Williams vs. Philadelphia .....	9/2/1984
117	Bobby Johnson at Washington.....	9/16/84
112	Earnest Gray at L.A. Rams .....	9/30/84
120	Lionel Manuel at Atlanta.....	10/14/84
128	Earnest Gray vs. Washington .....	10/28/84
102	Lionel Manuel at Dallas .....	11/04/84
126	Zeke Mowatt vs. Kansas City .....	11/25/84
105	Lionel Manuel at Green Bay.....	9/15/85
129	Lionel Manuel vs. Dallas.....	10/6/85
104	Bobby Johnson vs. Dallas.....	10/6/85
111	Lionel Manuel at Cincinnati.....	10/13/85
176	Mark Bavaro at Cincinnati .....	10/13/85
128	Phil McConkey at Dallas .....	12/15/85
105	Bobby Johnson at Dallas .....	9/8/86
106	Mark Bavaro at L.A. Raiders.....	9/21/86
110	Mark Bavaro vs. New Orleans.....	9/28/86
116	Stacy Robinson at San Francisco.....	12/1/86
111	Mark Bavaro at Washington .....	12/7/86
151	Lionel Manuel at Dallas.....	11/2/87
105	Lionel Manuel at Philadelphia .....	11/15/87
102	Mark Bavaro at Philadelphia .....	11/15/87
100	Stephen Baker at New Orleans.....	11/22/87
133	Mark Bavaro vs. Philadelphia.....	12/6/87
137	Mark Bavaro at St. Louis .....	12/13/87
109	Mark Bavaro vs. Jets .....	12/27/87
142	Lionel Manuel at Dallas.....	9/18/88
103	Odessa Turner at Washington.....	10/2/88
148	Mark Bavaro at Philadelphia .....	10/10/88
104	Stephen Baker at Atlanta.....	10/23/88
106	Lionel Manuel vs. Dallas.....	11/6/88
134	Stephen Baker at New Orleans.....	11/27/88
126	Lionel Manuel vs. Philadelphia .....	12/3/89
109	Stephen Baker at Washington .....	10/14/90
142	Mark Ingram at Dallas .....	9/29/91
116	Mark Ingram at Cincinnati .....	12/1/91
109	Stephen Baker at Chicago .....	9/21/92
105	Ed McCaffrey at Dallas .....	11/26/92
124	Mike Sherrard at Washington.....	10/10/93
113	Mark Jackson vs. Phoenix .....	11/28/93
109	Mike Sherrard at Houston .....	11/21/94
101	Mike Sherrard at Cleveland .....	12/4/94
100	Chris Calloway at Kansas City .....	9/10/95
128	Mike Sherrard at Seattle .....	11/5/95
126	Thomas Lewis at Philadelphia .....	11/19/95
125	Thomas Lewis at Washington .....	10/20/96
108	Chris Calloway at Washington.....	10/20/96
145	Chris Calloway at Detroit .....	10/19/97

YDS	PLAYER	DATE OF GAME
100	Kevin Alexander vs. Cincinnati .....	10/26/97
141	Ike Hilliard at San Francisco.....	11/30/98
114	Ike Hilliard vs. Washington .....	9/19/99
105	Amani Toomer vs. Washington .....	9/19/99
123	Amani Toomer vs. Philadelphia .....	10/3/99
101	Ike Hilliard at Washington.....	11/21/99
181	Amani Toomer vs. Jets .....	12/5/99
121	Ike Hilliard vs. Jets .....	12/5/99
162	Amani Toomer at St. Louis .....	12/19/99
100	Tiki Barber at Dallas.....	1/2/00
108	Amani Toomer vs. Philadelphia .....	10/29/00
100	Amani Toomer at Cleveland.....	11/5/00
110	Ike Hilliard vs. St. Louis .....	11/12/00
108	Amani Toomer vs. Detroit.....	11/19/00
136	Amani Toomer vs. Pittsburgh .....	12/10/00
193	Amani Toomer vs. Jacksonville.....	12/23/00
155*	Ike Hilliard vs. Minnesota .....	1/14/01
109	Amani Toomer at Washington .....	10/28/01
106	Ike Hilliard at Minnesota.....	11/19/01
124	Amani Toomer vs. Seattle.....	12/23/01
105	Ike Hilliard vs. Seattle.....	12/23/01
134	Amani Toomer vs. San Francisco .....	9/05/02
100	Amani Toomer vs. Seattle.....	9/22/02
107	Ron Dixon at Minnesota.....	11/10/02
111	Jeremy Shockey vs. Washington .....	11/17/02
113	Amani Toomer at Houston.....	11/24/02
104	Amani Toomer vs. Tennessee .....	12/1/02
204	Amani Toomer at Indianapolis .....	12/22/02
116	Jeremy Shockey at Indianapolis .....	12/22/02
136**	Amani Toomer at San Francisco .....	1/5/03
126	Amani Toomer vs. Dallas.....	9/15/03
110	Jeremy Shockey vs. Miami .....	10/5/03
100	Ike Hilliard at Minnesota.....	10/26/03
127	Amani Toomer at Jets.....	11/2/03
106	David Tyree at Philadelphia.....	11/16/03
110	Amani Toomer vs. Buffalo .....	11/30/03
126	Amani Toomer vs. Cleveland .....	9/26/04
102	Tiki Barber vs. Detroit.....	10/24/04
100	Amani Toomer at Arizona .....	11/14/04
102	Jamaar Taylor vs. Philadelphia.....	11/28/04
101	Jeremy Shockey at San Diego.....	9/25/05
204	Plaxico Burress vs. St. Louis .....	10/2/05
129	Jeremy Shockey at Dallas .....	10/16/05
111	Tiki Barber vs. Minnesota .....	11/13/05
113	Plaxico Burress vs. Philadelphia.....	11/20/05
127	Jeremy Shockey at Seattle .....	11/27/05
109	Plaxico Burress at Seattle .....	11/27/05
107	Jeremy Shockey at Philadelphia.....	12/11/05

\* Team Record

\*\* Postseason Game



# GIANTS SEASON LEADERS

## GIANTS RECEIVING HONOR ROLL (CONTINUED)

### 100 YARDS OR MORE IN A GAME, CHRONOLOGICALLY

YDS	PLAYER	DATE OF GAME	YDS	PLAYER	DATE OF GAME
128	Plaxico Burress at Oakland.....	12/31/05	164	Victor Cruz at Kansas City.....	9/29/13
137	Amani Toomer at Philadelphia .....	9/17/06	142	Hakeem Nicks vs. Philadelphia.....	10/6/13
114	Plaxico Burress at Philadelphia .....	9/17/06	110	Victor Cruz vs. Green Bay.....	11/17/13
120	Plaxico Burress vs. Philadelphia .....	12/17/06	135	Hakeem Nicks at San Diego .....	12/8/13
144	Plaxico Burress at Dallas .....	9/9/07	107	Victor Cruz vs. Houston .....	9/21/14
124	Plaxico Burress vs. Jets.....	10/7/07	108	Victor Cruz at Washington.....	9/25/14
129	Jeremy Shockey vs. Dallas .....	11/11/07	156	Odell Beckham Jr. vs. Indianapolis.....	11/3/14
136	Plaxico Burress at Philadelphia .....	12/9/07	108	Odell Beckham Jr. at Seattle.....	11/9/14
151*	Plaxico Burress at Green Bay.....	1/20/08	112	Rueben Randle vs. San Francisco.....	11/16/14
133	Plaxico Burress vs. Washington.....	9/4/08	146	Odell Beckham Jr. vs. Dallas .....	11/23/14
102	Domenik Hixon vs. Seattle.....	10/5/08	130	Odell Beckham Jr. at Tennessee.....	12/7/14
150	Mario Manningham at Dallas.....	9/20/09	143	Odell Beckham Jr. vs. Washington .....	12/14/14
134	Steve Smith at Dallas.....	9/20/09	148	Odell Beckham Jr. at St. Louis.....	12/21/14
134	Steve Smith at Kansas City .....	10/4/09	132	Rueben Randle at St. Louis.....	12/21/14
114	Hakeem Nicks at New Orleans .....	10/18/09	185	Odell Beckham Jr. vs. Philadelphia .....	12/28/14
126	Mario Manningham vs. Atlanta .....	11/22/09	158	Rueben Randle vs. Philadelphia.....	12/28/14
110	Steve Smith vs. Dallas.....	12/6/09	146	Odell Beckham Jr. vs. Atlanta.....	9/20/15
110	Hakeem Nicks vs. Philadelphia .....	12/13/09	116	Rueben Randle vs. Washington.....	9/24/15
103	Steve Smith vs. Tennessee .....	9/26/10	121	Odell Beckham Jr. vs. San Francisco .....	10/11/15
110	Hakeem Nicks vs. Chicago.....	10/3/10	130	Odell Beckham Jr. at New Orleans .....	11/1/15
130	Hakeem Nicks at Houston .....	10/10/10	105	Odell Beckham Jr. at Tampa Bay .....	11/8/15
108	Hakeem Nicks at Dallas.....	10/25/10	104	Odell Beckham Jr. vs. New England.....	11/15/15
101	Steve Smith at Dallas.....	10/25/10	142	Odell Beckham Jr. at Washington .....	11/29/14
128	Hakeem Nicks at Seattle.....	1/7/10	149	Odell Beckham Jr. vs. Jets.....	12/6/15
113	Mario Manningham vs. Philadelphia .....	12/19/10	166	Odell Beckham Jr at Miami .....	12/14/15
132	Mario Manningham at Green Bay .....	12/26/10	<b>117 Sterling Shepard vs. New Orleans 09/18/16</b>		
101	Mario Manningham at Washington .....	1/2/11	121	Odell Beckham Jr. vs. Washington .....	09/25/16
122	Hakeem Nicks at Washington .....	9/11/11	222	Odell Beckham Jr. vs. Baltimore .....	10/16/16
110	Victor Cruz at Philadelphia .....	9/25/11	100	Odell Beckham Jr. at Pittsburgh .....	12/4/16
162	Hakeem Nicks at Arizona .....	10/2/11	150	Odell Beckham Jr. at Philadelphia .....	12/22/16
161	Victor Cruz vs. Seattle.....	10/9/11	<b>142 Sterling Shepard at San Francisco.. 11/5/17</b>		
128	Victor Cruz vs. Philadelphia.....	11/20/11	<b>139 Sterling Shepard vs. Philadelphia 12/17/17</b>		
157	Victor Cruz at New Orleans .....	11/28/11	111	Odell Beckham Jr. vs. Jacksonville .....	9/9/18
119	Victor Cruz vs. Green Bay.....	12/4/11	109	Odell Beckham Jr. at Houston.....	9/23/18
163	Hakeem Nicks at Dallas .....	12/11/11	131	Odell Beckham Jr. at Carolina .....	10/7/18
164	Victor Cruz at Jets.....	12/24/11	143	Odell Beckham Jr. at Atlanta .....	10/22/18
178	Victor Cruz vs. Dallas .....	1/1/12	<b>167 Sterling Shepard at Atlanta..... 10/22/18</b>		
115**	Hakeem Nicks vs. Atlanta .....	1/8/12	136	Odell Beckham Jr. vs. Washington .....	10/28/18
165**	Hakeem Nicks at Green Bay .....	1/15/12	<b>113 Sterling Shepard at Indianapolis. 12/23/18</b>		
142**	Victor Cruz at San Francisco.....	1/22/12	<b>116 Evan Engram at Dallas .....</b>	<b>9/8/19</b>	
109**	Hakeem Nicks vs. New England.....	2/5/12	<b>100 Sterling Shepard vs. Tampa Bay.....</b>	<b>9/22/19</b>	
179	Victor Cruz vs. Tampa Bay.....	9/16/12	<b>113 Evan Engram vs. Tampa Bay .....</b>	<b>9/22/19</b>	
199	Hakeem Nicks vs. Tampa Bay .....	9/16/12	102	Golden Tate at New England .....	10/10/19
138	Ramses Barden at Carolina.....	9/20/12	<b>121 Darius Slayton at Jets.....</b>	<b>11/10/19</b>	
109	Victor Cruz at Philadelphia .....	9/30/12	<b>154 Darius Slayton at Philadelphia .....</b>	<b>12/9/19</b>	
131	Victor Cruz vs. Washington.....	10/21/12	<b>111 Sterling Shepard vs. Miami .....</b>	<b>12/15/19</b>	
104	Victor Cruz at Washington .....	12/3/12	<b>102 Darius Slayton vs. Pittsburgh .....</b>	<b>9/14/20</b>	
121	Victor Cruz vs. New Orleans.....	12/9/12	<b>129 Darius Slayton at Dallas.....</b>	<b>10/11/20</b>	
118	Victor Cruz at Dallas .....	9/8/13	<b>129 Evan Engram at Cincinnati .....</b>	<b>11/29/20</b>	
114	Hakeem Nicks at Dallas .....	9/8/13	<b>112 Sterling Shepard vs. Dallas .....</b>	<b>1/2/21</b>	
101	Rueben Randle at Dallas .....	9/8/13	<b>113 Sterling Shepard vs. Denver .....</b>	<b>9/12/21</b>	
118	Victor Cruz vs. Denver .....	9/15/13			

\* Team Record

\*\* Postseason Game



# GIANTS SEASON LEADERS

## GIANTS RECEIVING HONOR ROLL [CONTINUED]

### 100 YARDS OR MORE IN A GAME, CHRONOLOGICALLY

YDS	PLAYER	DATE OF GAME	YDS	PLAYER	DATE OF GAME
116	Kenny Golladay at New Orleans....	10/2/21			
189	Kadarius Toney at Dallas .....	10/10/21			
* Team Record		** Postseason Game			

# GIANTS SEASON LEADERS

## SCORING

YEAR	PLAYER	TD	PAT	FG	PTS
1925	Jack McBride	2	7	2	25
1925	Jack McBride	2	7	2	25
1926	Jack McBride	5	15	1	48
1927	Jack McBride	6	15	2	57
1928	Henry Haines	5	0	0	30
1929	Len Sedbrook	11	0	0	66
1930	Bennie Friedman	7	12	1	57
1931	Hap Moran	4	8	1	35
1932	Ray Flaherty	5	0	0	30
1933	Ken Strong	6	13	5	64
1934	Ken Strong	6	8	4	56
1935	Dale Burnett	6	0	0	36
1936	Tillie Manton	1	15	0	21
1937	Ward Cuff	4	0	2	30
1938	Ward Cuff	2	18	5	45
1939	Ward Cuff	2	6	7	39
1940	Ward Cuff	2	9	5	36
1941	Ward Cuff	2	19	5	46
1942	Ward Cuff	2	18	3	39
1943	Bill Paschal	12	0	0	72
1944	Bill Paschal	9	0	0	54
1945	Frank Liebel	10	0	0	60
1946	Ken Strong	0	32	4	44
1947	Ken Strong	0	24	2	30
1948	Bill Swiacki	10	0	0	60
1949	Gene Roberts	17	0	0	102
1950	Ray Poole	0	30	5	45
1951	Ray Poole	0	30	12	66
1952	Ray Poole	0	26	10	56
1953	Frank Gifford	7	2	1	47
1954	Ben Agajanian	0	35	13	74
1955	Ben Agajanian	0	32	10	62
1956	Frank Gifford	9	8	1	65
1957	Ben Agajanian	0	32	10	62
1958	Pat Summerall	0	28	12	64
1959	Pat Summerall	0	30	20	90
1960	Pat Summerall	0	32	13	71
1961	Pat Summerall	0	46	14	88
1962	Don Chandler	0	*47	19	104
1963	Don Chandler	0	52	18	106
1964	Don Chandler	0	27	9	54
1965	Tucker Frederickson	6	0	0	36
	Homer Jones	6	0	0	36
1966	Pete Gogolak	0	29	16	77
1967	Homer Jones	14	0	0	84
1968	Pete Gogolak	0	36	14	78
1969	Pete Gogolak	0	33	11	66
	Joe Morrison	11	0	0	66
1970	Pete Gogolak	0	32	25	107
1971	Pete Gogolak	0	30	6	48
1972	Pete Gogolak	0	34	21	97

YEAR	PLAYER	TD	PAT	FG	PTS
1973	Pete Gogolak	0	25	17	76
1974	Pete Gogolak	0	21	10	51
1975	George Hunt	0	24	6	42
1976	Joe Danelo	0	20	8	44
1977	Joe Danelo	0	19	14	61
1978	Joe Danelo	0	27	21	90
1979	Billy Taylor	11	0	0	66
1980	Joe Danelo	0	27	16	75
1981	Joe Danelo	0	31	24	103
1982	Joe Danelo	0	18	12	54
1983	Ali Haji-Sheikh	0	22	*35	127
1984	Ali Haji-Sheikh	0	32	17	83
1985	Joe Morris	21	0	0	126
1986	Raul Allegre	0	33	24	105
1987	Raul Allegre	0	25	17	76
1988	Paul McFadden	0	25	14	67
1989	Ottis Anderson	14	0	0	84
1990	Matt Bahr	0	29	17	80
1991	Matt Bahr	0	24	22	90
1992	Rodney Hampton	14	0	0	84
1993	David Treadwell	0	28	25	103
1994	David Treadwell	0	22	11	55
1995	Brad Daluiso	0	28	20	88
1996	Brad Daluiso	0	22	24	94
1997	Brad Daluiso	0	27	22	93
1998	Brad Daluiso	0	32	21	95
1999	Carey Blanchard	0	19	18	73
2000	Brad Daluiso	0	34	17	85
2001	Morten Andersen	0	29	23	98
2002	Matt Bryant	0	30	26	108
2003	Matt Bryant	0	17	11	50
2004	Steve Christie	0	33	22	99
2005	Jay Feely	0	43	*35	*148
2006	Jay Feely	0	38	23	107
2007	Lawrence Tynes	0	40	23	109
2008	John Carney	0	38	35	143
2009	Lawrence Tynes	0	45	27	126
2010	Lawrence Tynes	0	43	19	100
2011	Lawrence Tynes	0	43	19	100
2012	Lawrence Tynes	0	46	33	145
2013	Josh Brown	0	31	23	100
2014	Josh Brown	0	44	24	116
2015	Josh Brown	0	44	30	134
2016	Odell Beckham Jr.	10	0	0	60
2017	Aldrick Rosas	0	20	18	74
2018	Aldrick Rosas	0	31	32	127
2019	Aldrick Rosas	0	33	11	66
2020	Graham Gano	0	21	31	114
2021	Graham Gano	0	14	25	89

\*Single Season Club Record

# GIANTS SEASON LEADERS

## RUSHING

YEAR	PLAYER	YDS	ATT	TD
1932	John McBride	302	84	1
1933	Harry Newman	437	130	3
1934	Harry Newman	443	141	3
1935	Elvin Richards	449	153	4
1936	Tuffy Leemans	830	206	2
1937	Hank Soar	442	120	2
1938	Tuffy Leemans	463	121	4
1939	Tuffy Leemans	429	128	3
1940	Tuffy Leemans	474	132	1
1941	Tuffy Leemans	332	100	4
1942	Merle Hapes	363	95	3
1943	Bill Paschal	572	147	10
1944	Bill Paschal	737	196	9
1945	Bill Paschal	247	59	2
1946	Frank Filchock	371	98	2
1947	Gene Roberts	296	86	1
1948	Gene Roberts	491	145	0
1949	Gene Roberts	634	152	9
1950	Eddie Price	703	126	4
1951	Eddie Price	971	271	7
1952	Eddie Price	748	183	5
1953	Sonny Grandelius	278	108	1
1954	Eddie Price	555	135	2
1955	Alex Webster	634	128	5
1956	Frank Gifford	819	159	5
1957	Frank Gifford	528	136	5
1958	Frank Gifford	468	115	8
1959	Frank Gifford	540	106	3
1960	Mel Triplett	573	124	4
1961	Alex Webster	928	196	2
1962	Alex Webster	743	207	5
1963	Phil King	613	161	3
1964	Ernie Wheelwright	402	100	0
1965	Tucker Frederickson	659	195	5
1966	Chuck Mercein	327	94	0
1967	Ernie Koy	704	146	4
1968	Tucker Frederickson	486	142	1
1969	Joe Morrison	387	107	4
1970	Ron Johnson	1,027	263	8
1971	Bobby Duhon	344	93	1
1972	Ron Johnson	1,182	298	9
1973	Ron Johnson	902	260	6
1974	Joe Dawkins	561	156	2

YEAR	PLAYER	YDS	ATT	TD
1975	Joe Dawkins	438	129	2
1976	Doug Kotar	731	185	3
1977	Bob Hammond	577	154	3
1978	Doug Kotar	625	149	1
1979	Billy Taylor	700	198	7
1980	Billy Taylor	580	147	4
1981	Rob Carpenter	748	190	5
1982	Butch Woolfolk	439	112	2
1983	Butch Woolfolk	857	246	2
1984	Rob Carpenter	795	250	7
1985	Joe Morris	1,336	294	*21
1986	Joe Morris	1,516	341	14
1987	Joe Morris	658	193	3
1988	Joe Morris	1,083	307	5
1989	Ottis Anderson	1,023	325	14
1990	Ottis Anderson	784	225	11
1991	Rodney Hampton	1,059	256	10
1992	Rodney Hampton	1,141	247	14
1993	Rodney Hampton	1,077	292	5
1994	Rodney Hampton	1,075	327	6
1995	Rodney Hampton	1,182	306	10
1996	Rodney Hampton	827	254	1
1997	Charles Way	698	151	4
1998	Gary Brown	1,063	247	5
1999	Joe Montgomery	348	115	3
2000	Tiki Barber	1,006	213	8
2001	Tiki Barber	865	166	4
2002	Tiki Barber	1,387	304	11
2003	Tiki Barber	1,216	278	2
2004	Tiki Barber	1,518	322	13
2005	Tiki Barber	*1,860	*357	9
2006	Tiki Barber	1,662	327	5
2007	Brandon Jacobs	1,009	202	4
2008	Brandon Jacobs	1,089	219	15
2009	Brandon Jacobs	835	224	5
2010	Ahmad Bradshaw	1,235	276	8
2011	Ahmad Bradshaw	659	171	9
2012	Ahmad Bradshaw	1,015	221	6
2013	Andre Brown	492	139	3
2014	Andre Williams	721	217	7
2015	Rashad Jennings	863	195	3
2016	Rashad Jennings	593	181	3
2017	Orleans Darkwa	751	171	5
2018	Saquon Barkley	1,307	261	11
2019	Saquon Barkley	911	200	5
2020	Wayne Gallman Jr.	682	147	6
2021	Devontae Booker	376	97	2

\*Single Season Club Record

# GIANTS SEASON LEADERS

## PASSING

YEAR	PLAYER	ATT	COMP	YDS	TD	INT
1932	John McBride	74	36	363	6	9
1933	Harry Newman	136	53	973	11	17
1934	Harry Newman	93	35	391	1	12
1935	Ed Danowski	113	57	794	10	9
1936	Ed Danowski	104	47	515	5	10
1937	Ed Danowski	134	66	814	8	5
1938	Ed Danowski	129	70	848	7	8
1939	Ed Danowski	101	42	437	3	6
1940	Ed Miller	73	35	505	4	7
1941	Tuffy Leemans	66	31	475	4	5
1942	Tuffy Leemans	69	35	555	7	4
1943	Tuffy Leemans	87	37	360	5	5
1944	Arnie Herber	86	36	651	6	8
1945	Arnie Herber	80	35	641	9	8
1946	Frank Filchock	169	87	1,262	12	*25
1947	Paul Governali	197	85	1,461	14	16
1948	Charlie Conerly	299	162	2,175	22	13
1949	Charlie Conerly	305	152	2,138	17	20
1950	Charlie Conerly	132	56	1,000	8	7
1951	Charlie Conerly	189	93	1,277	10	22
1952	Charlie Conerly	169	82	1,090	13	10
1953	Charlie Conerly	303	143	1,711	13	*25
1954	Charlie Conerly	210	103	1,439	17	11
1955	Charlie Conerly	202	98	1,310	13	13
1956	Charlie Conerly	174	90	1,143	10	7
1957	Charlie Conerly	232	128	1,712	11	11
1958	Charlie Conerly	184	88	1,199	10	9
1959	Charlie Conerly	194	113	1,706	14	4
1960	George Shaw	155	76	1,263	11	13
1961	Y.A. Tittle	285	163	2,272	17	12
1962	Y.A. Tittle	375	200	3,224	33	20
1963	Y.A. Tittle	367	221	3,145	*36	14
1964	Y.A. Tittle	281	147	1,798	10	22
1965	Earl Morrall	302	155	2,446	22	12
1966	Gary Wood	170	81	1,142	6	13
1967	Fran Tarkenton	377	204	3,088	29	19
1968	Fran Tarkenton	337	182	2,555	21	12
1969	Fran Tarkenton	409	220	2,918	23	8
1970	Fran Tarkenton	389	219	2,777	19	12
1971	Fran Tarkenton	386	226	2,567	11	21
1972	Norm Snead	325	196	2,307	17	12
1973	Norm Snead	235	131	1,483	7	8
1974	Craig Morton	237	122	1,510	9	13

YEAR	PLAYER	ATT	COMP	YDS	TD	INT
1975	Craig Morton	363	186	2,359	11	16
1976	Craig Morton	284	153	1,865	9	20
1977	Joe Pisarcik	241	103	1,346	4	14
1978	Joe Pisarcik	301	143	2,096	12	23
1979	Phil Simms	265	134	1,743	13	14
1980	Phil Simms	402	193	2,321	15	19
1981	Phil Simms	316	172	2,031	11	9
1982	Scott Brunner	298	161	2,017	10	9
1983	Scott Brunner	386	190	2,516	9	22
1984	Phil Simms	*533	*286	4,044	22	18
1985	Phil Simms	495	275	3,829	22	20
1986	Phil Simms	468	259	3,487	21	22
1987	Phil Simms	282	163	2,230	17	9
1988	Phil Simms	479	263	3,359	21	11
1989	Phil Simms	405	228	3,061	14	14
1990	Phil Simms	311	184	2,284	15	4
1991	Jeff Hostetler	285	179	2,032	5	4
1992	Jeff Hostetler	192	103	1,225	8	3
1993	Phil Simms	400	247	3,038	15	9
1994	Dave Brown	350	201	2,536	12	16
1995	Dave Brown	456	254	2,814	11	10
1996	Dave Brown	398	214	2,412	12	20
1997	Danny Kanell	294	156	1,740	11	9
1998	Danny Kanell	299	160	1,603	11	10
1999	Kerry Collins	332	191	2,316	8	11
2000	Kerry Collins	529	311	3,610	22	13
2001	Kerry Collins	568	327	3,764	19	16
2002	Kerry Collins	545	335	*4,073	19	14
2003	Kerry Collins	500	284	3,110	13	16
2004	Kurt Warner	277	174	2,054	6	4
2005	Eli Manning	557	294	3,762	24	17
2006	Eli Manning	522	301	3,244	24	18
2007	Eli Manning	529	297	3,336	23	20
2008	Eli Manning	479	289	3,238	21	10
2009	Eli Manning	509	317	4,021	27	14
2010	Eli Manning	539	339	4,002	31	*25
2011	Eli Manning	*589	*359	*4,933	29	16
2012	Eli Manning	536	323	3,948	26	15
2013	Eli Manning	551	317	3,818	18	*27
2014	Eli Manning	*601	*379	4,410	30	14
2015	Eli Manning	*618	*387	4,432	35	14
2016	Eli Manning	598	377	4,027	26	16
2017	Eli Manning	571	352	3,468	19	13
2018	Eli Manning	576	380	4,299	21	11
2019	Daniel Jones	459	284	3,027	24	12
2020	Daniel Jones	448	280	2,943	11	10
2021	Daniel Jones	361	232	2,428	10	7

\*Single Season Club Record

# GIANTS SEASON LEADERS

## RECEIVING

YEAR	PLAYER	NO.	YDS	TD
1932	Ray Flaherty	21	350	5
1933	Dale Burnett	12	212	3
1934	Morris Badgro	16	206	1
1935	Tod Goodwin	26	432	4
1936	Dale Burnett	16	246	3
1937	Tuffy Leemans	11	157	1
1938	Hank Soar	13	164	2
	Dale Burnett	13	145	1
1939	Hank Soar	12	134	0
1940	Leland Shaffer	15	121	2
1941	Ward Cuff	19	317	2
1942	Ward Cuff	16	267	2
1943	Bill Walls	14	231	2
1944	O'Neal Adams	14	342	1
1945	Frank Liebel	22	593	10
1946	Ray Poole	24	307	3
1947	Ray Poole	23	395	4
1948	Bill Swiacki	39	550	10
1949	Bill Swiacki	47	652	4
1950	Bill Swiacki	20	280	3
1951	Joe Scott	23	356	2
1952	Bill Stribling	26	399	5
1953	Kyle Rote	26	440	5
	Eddie Price	26	233	1
1954	Bob Schnelker	30	550	8
1955	Frank Gifford	33	437	4
1956	Frank Gifford	51	603	4
1957	Frank Gifford	41	588	4
1958	Frank Gifford	29	330	2
1959	Frank Gifford	42	768	4
1960	Kyle Rote	42	750	2
1961	Del Shofner	68	1,125	11
1962*	Del Shofner	53	1,133	12
1963	Del Shofner	64	1,181	9
1964	Aaron Thomas	43	624	6
1965	Joe Morrison	41	574	4
1966	Homer Jones	48	1,044	8
1967	Aaron Thomas	51	877	9
1968	Homer Jones	45	1,057	7
1969	Joe Morrison	44	647	7
1970	Clifton McNeil	50	764	4
1971	Bob Tucker	59	791	4
1972	Bob Tucker	55	764	4
1973	Bob Tucker	50	681	5
1974	Joe Dawkins	46	332	3
1975	Walker Gillette	43	600	2
1976	Bob Tucker	42	498	1
1977	Jim Robinson	22	422	1
1978	Jim Robinson	32	620	2
	Johnny Perkins	32	514	3

YEAR	PLAYER	NO.	YDS	TD
1979	Gary Shirk	31	471	2
1980	Earnest Gray	52	777	10
1981	Johnny Perkins	51	858	6
1982	Tom Mullady	27	287	0
1983	Earnest Gray	78	1,139	5
1984	Zeke Mowatt	48	698	7
	Bob Johnson	48	795	6
1985	Lionel Manuel	49	859	6
1986	Mark Bavaro	66	1,001	4
1987	Mark Bavaro	55	867	8
1988	Lionel Manuel	65	1,029	4
1989	Odessa Turner	38	467	4
1990	David Meggett	39	410	1
1991	Mark Ingram	51	824	3
1992	Ed McCaffrey	49	610	5
1993	Mark Jackson	58	708	4
1994	Mike Sherrard	53	825	6
1995	Chris Calloway	56	796	3
1996	Chris Calloway	53	739	4
	Thomas Lewis	53	694	4
1997	Chris Calloway	58	849	8
1998	Chris Calloway	62	812	6
1999	Amani Toomer	79	1,183	6
2000	Amani Toomer	78	1,094	7
2001	Amani Toomer	72	1,054	5
	Tiki Barber	72	577	0
2002	Amani Toomer	82	1,343	8
2003	Tiki Barber	69	461	1
2004	Jeremy Shockey	61	666	6
2005	Plaxico Burress	76	1,214	7
2006	Jeremy Shockey	66	623	7
2007	Plaxico Burress	70	1,025	12
2008	Steve Smith	57	574	1
2009	Steve Smith	*107	1,220	7
2010	Hakeem Nicks	79	1,052	11
2011	Victor Cruz	82	*1,536	9
2012	Victor Cruz	86	1,092	10
2013	Victor Cruz	73	998	4
2014	Odell Beckham Jr.	91	1,305	12
2015	Odell Beckham Jr.	96	1,450	**13
2016	Odell Beckham Jr.	102	1,367	10
2017	<b>Evan Engram</b>	<b>64</b>	<b>722</b>	<b>6</b>
2018	<b>Saquon Barkley</b>	<b>91</b>	<b>721</b>	<b>4</b>
2019	<b>Sterling Shepard</b>	<b>57</b>	<b>576</b>	<b>3</b>
2020	<b>Sterling Shepard</b>	<b>66</b>	<b>656</b>	<b>3</b>
2021	<b>Kadarius Toney</b>	<b>35</b>	<b>392</b>	<b>0</b>
	<b>Evan Engram</b>	<b>35</b>	<b>334</b>	<b>2</b>

\* Single Season Club Record

\*\*\*Tied Single Season Club Record

# GIANTS SEASON LEADERS

## INTERCEPTIONS

YEAR	PLAYER	NO	YDS
1940	Doug Oldershaw	4	48
	Leland Shaffer	4	14
1941	Ward Cuff	4	152
	George Franck	4	94
1942	Merle Hapes	3	49
	Hank Soar	3	31
1943	Dave Brown	6	64
1944	Howard Livingston	9	172
1945	Howard Livingston	3	65
1946	Frank Liebel	5	117
1947	Frank Reagan	10	203
1948	Frank Reagan	9	145
1949	Emlen Tunnell	10	251
1950	Otto Schnellbacher	8	99
1951	Otto Schnellbacher	*11	194
1952	Tom Landry	8	99
1953	Emlen Tunnell	6	117
1954	Emlen Tunnell	8	108
	Tom Landry	8	71
1955	Emlen Tunnell	7	76
1956	Emlen Tunnell	6	87
1957	Emlen Tunnell	6	87
1958	Jim Patton	*11	183
1959	Dick Nolan	5	57
	Lindon Crow	5	54
	Jim Patton	5	13
1960	Jim Patton	6	100
1961	Dick Lynch	9	60
1962	Jim Patton	7	125
1963	Dick Lynch	9	*251
1964	Dick Lynch	4	68
1965	Carl Lockhart	4	117
	Dick Lynch	4	38
1966	Carl Lockhart	6	20
1967	Carl Lockhart	5	38
1968	Willie Williams	10	103
1969	Bruce Maher	5	112
1970	Willie Williams	6	114
1971	Willie Williams	5	58
1972	Carl Lockhart	4	56
	Willie Williams	4	42
	Richmond Flowers	4	30
	Pete Athas	4	11
1973	Pete Athas	5	52
1974	Chuck Crist	3	20
1975	Bobby Brooks	4	38
1976	Rick Volk	2	14
	Brad Van Pelt	2	13
	Jim Steinke	2	0
1977	Bill Bryant	3	54
1978	Terry Jackson	7	115
1979	Brian Kelley	3	41
	Harry Carson	3	28
	Terry Jackson	3	10
1980	Mike Dennis	5	68
1981	Beasley Reece	4	84
1982	Terry Jackson	4	75
1983	Terry Jackson	6	20

YEAR	PLAYER	NO	YDS
1984	Mark Haynes	7	90
1985	Elvis Patterson	6	88
1986	Terry Kinard	4	52
	Perry Williams	4	31
1987	Terry Kinard	5	163
1988	Sheldon White	4	70
1989	Terry Kinard	5	135
1990	Everson Walls	6	80
1991	Mark Collins	4	77
	Everson Walls	4	7
1992	Greg Jackson	4	71
1993	Mark Collins	4	77
	Greg Jackson	4	32
1994	John Booty	3	95
	Phillippi Sparks	3	4
1995	Vencie Glenn	5	91
	Phillippi Sparks	5	11
1996	Jason Sehorn	5	61
1997	Jason Sehorn	6	74
1998	Percy Ellsworth	5	92
1999	Percy Ellsworth	6	80
2000	Emmanuel McDaniel	6	30
2001	Will Allen	4	27
2002	Jason Sehorn	2	31
2002	William Peterson	2	1
2002	Shaun Williams	2	-2
2003	Frank Walker	2	74
	Ralph Brown	2	51
	Will Allen	2	23
	Johnnie Harris	2	3
2004	Gibril Wilson	3	39
	Brent Alexander	3	3
2005	Brent Alexander	4	45
2006	Kevin Dockery	2	100
	R.W. McQuarters	2	67
	Mathias Kiwanuka	2	44
	Will Demps	2	30
	Sam Madison	2	28
	Gibril Wilson	2	25
	Fred Robbins	2	12
2007	Sam Madison	4	59
	Gibril Wilson	4	12
2008	Corey Webster	3	65
	James Butler	3	62
	Aaron Ross	3	58
2009	Terrell Thomas	5	87
2010	Terrell Thomas	5	56
2011	Corey Webster	6	71
2012	Stevie Brown	8	307*
2013	Antrel Rolle	6	23
2014	Quintin Demps	4	19
2015	Trumaine McBride	3	84
	D. Rodgers-Cromartie	3	72
2016	D. Rodgers-Cromartie	6	28
2017	Janoris Jenkins	3	113
	Ross Cockrell	3	1
2018	Alec Ogletree	5	61
2019	Janoris Jenkins	4	84
2020	<b>James Bradberry</b>	<b>3</b>	<b>19</b>
2021	<b>Xavier McKinney</b>	<b>5</b>	<b>64</b>

\* Single Season Club Record

# GIANTS SEASON LEADERS

## SACKS

(Official Statistic since 1982)

YEAR	PLAYER	SACKS	YEAR	PLAYER	SACKS
1982	Lawrence Taylor.....	7.5	2000	Keith Hamilton.....	10.0
1983	George Martin.....	9.0	2001	Michael Strahan.....	22.5*
	Lawrence Taylor.....	9.0	2002	Michael Strahan.....	11.0
1984	Lawrence Taylor.....	11.5	2003	Michael Strahan.....	18.5
1985	Leonard Marshall.....	15.5	2004	Osi Umenyiora.....	7.0
1986	Lawrence Taylor.....	20.5	2005	Osi Umenyiora.....	14.5
1987	Lawrence Taylor.....	12.0	2006	Osi Umenyiora.....	6.0
1988	Lawrence Taylor.....	15.5	2007	Osi Umenyiora.....	13.0
1989	Lawrence Taylor.....	15.0	2008	Justin Tuck.....	12.0
1990	Lawrence Taylor.....	10.5	2009	Osi Umenyiora.....	7.0
1991	Leonard Marshall.....	11.0	2010	Osi Umenyiora.....	11.5
1992	Lawrence Taylor.....	5.0		Justin Tuck.....	11.5
1993	Keith Hamilton.....	11.5	2011	Jason Pierre-Paul.....	16.5
1994	Keith Hamilton.....	6.5	2012	Jason Pierre-Paul.....	6.5
1995	Michael Strahan.....	7.5	2013	Justin Tuck.....	11.0
1996	Chad Bratzke.....	5.0	2014	Jason Pierre-Paul.....	12.5
	Michael Strahan.....	5.0	2015	Robert Ayers.....	9.5
1997	Michael Strahan.....	14.0	2016	Olivier Vernon.....	8.5
1998	Michael Strahan.....	15.0	2017	Jason Pierre-Paul.....	8.5
1999	Jessie Armstead.....	9.0	2018	Olivier Vernon.....	7.0
			2019	Markus Golden.....	10.0
			2020	Leonard Williams.....	11.5
			2021	Azeez Ojulari.....	6.5

## ALL-PURPOSE YARDS

YEAR	PLAYER	RUSH	REC	PUNT	KICKOFF	INT	FUM	TOTAL
1942	Merle Hapes.....	363	79	170	215	49	-	876
1943	Bill Paschal.....	572	74	92	183	0	-	921
1944	Bill Paschal.....	737	0	102	260	0	-	1,099
1945	Ward Cuff.....	214	172	124	105	0	-13	602
1946	Bill Paschal.....	362	78	111	158	0	0	709
1947	George Cheverko.....	63	300	88	135	54	0	640
1948	Joe Scott.....	198	235	25	569	10	0	1,037
1949	Gene Roberts.....	634	711	0	16	0	0	1,361
1950	Joe Scott.....	322	240	23	351	0	0	936
1951	Eddie Price.....	971	19	0	0	0	0	990
1952	Emlen Tunnell.....	0	0	411	364	149	3	927
1953	Frank Gifford.....	157	292	106	327	0	0	882
1954	Eddie Price.....	555	352	0	0	0	3	910
1955	Alex Webster.....	634	269	0	0	0	0	903
1956	Frank Gifford.....	819	603	0	0	0	0	1,422
1957	Frank Gifford.....	528	588	0	0	0	0	1,116
1958	Frank Gifford.....	468	330	0	0	0	0	798
1959	Frank Gifford.....	540	768	0	0	0	0	1,308
1960	Kyle Rote.....	0	750	0	0	0	0	750
1961	Alex Webster.....	928	313	0	0	0	0	1,241
1962	Alex Webster.....	743	477	0	0	0	0	1,220
1963	Del Shofner.....	0	1,181	0	0	0	0	1,181
1964	Clarence Childs.....	102	97	40	987	0	0	1,226
1965	Tucker Frederickson.....	659	177	0	0	0	0	836
1966	Homer Jones.....	43	1,044	0	0	0	0	1,087
1967	Homer Jones.....	60	1,209	0	38	0	8	1,315
1968	Homer Jones.....	18	1,057	0	0	0	0	1,075
1969	Joe Morrison.....	387	647	0	0	0	0	1,034
1970	Ron Johnson.....	1,027	487	0	140	0	0	1,654

# GIANTS SEASON LEADERS

## ALL-PURPOSE YARDS [CONTINUED]

YEAR	PLAYER	RUSH	REC	PUNT	KICKOFF	INT	FUM	TOTAL
1971	Rocky Thompson	177	85	0	947	0	0	1,209
1972	Ron Johnson	1,182	451	0	0	0	0	1,633
1973	Ron Johnson	902	377	0	0	0	0	1,279
1974	Leon McQuay	240	59	81	689	0	0	1,069
1975	Doug Kotar	378	86	5	405	0	0	874
1976	Doug Kotar	731	319	0	39	0	0	1,089
1977	Bobby Hammond	577	136	334	419	0	0	1,466
1978	Bobby Hammond	554	173	157	290	0	0	1,174
1979	Billy Taylor	700	253	0	131	0	0	1,084
1980	Alvin Garrett	31	69	287	527	0	0	914
1981	Leon Bright	197	291	410	481	0	0	1,379
1982	Butch Woolfolk	439	224	0	428	0	0	1,091
1983	Butch Woolfolk	857	368	0	13	0	0	1,238
1984	Rob Carpenter	795	209	0	0	0	0	1,004
1985	Joe Morris	1,336	212	0	25	0	0	1,573
1986	Joe Morris	1,516	233	0	0	0	0	1,749
1987	Mark Bavaro	0	867	0	0	0	0	867
1988	Joe Morris	1,083	166	0	0	0	0	1,249
1989	David Meggett	117	531	582	577	0	0	1,807
1990	David Meggett	164	410	467	492	0	0	1,533
1991	Rodney Hampton	1,059	283	0	204	0	0	1,546
1992	Rodney Hampton	1,141	215	0	0	0	0	1,356
1993	David Meggett	329	319	331	403	0	0	1,382
1994	David Meggett	298	293	323	548	0	0	1,462
1995	Rodney Hampton	1,182	142	0	0	0	0	1,324
1996	Tyrone Wheatley	400	51	0	503	0	0	954
1997	Charles Way	698	304	0	46	0	0	1,048
1998	Gary Brown	1,063	36	0	0	0	0	1,099
1999	Tiki Barber	258	609	506	266	0	0	1,639
2000	Tiki Barber	1,006	719	332	28	0	0	2,085
2001	Tiki Barber	865	577	338	0	0	2	1,782
2002	Tiki Barber	1,387	597	5	0	0	0	1,989
2003	Tiki Barber	1,216	461	0	0	0	0	1,677
2004	Tiki Barber	1,518	578	0	0	0	0	2,096
2005	Tiki Barber	1,860	530	0	0	0	0	2,390
2006	Tiki Barber	1,662	465	0	0	0	0	2,127
2007	Brandon Jacobs	1,009	174	0	0	0	0	1,183
2008	Derrick Ward	1,025	384	0	21	0	0	1,430
2009	Domenik Hixon	0	187	256	1,291	0	0	1,731
2010	Ahmad Bradshaw	1,235	314	0	0	0	0	1,549
2011	Ahmad Bradshaw	659	267	0	0	0	0	926
2012	David Wilson	358	34	0	1,533	0	0	1,925
2013	Victor Cruz	0	998	0	0	0	0	998
2014	Odell Beckham Jr.	35	1,305	171	0	0	0	1,511
2015	Odell Beckham Jr.	3	1,450	26	0	0	0	1,479
2016	Odell Beckham Jr.	9	1,367	10	0	0	0	1,376
2017	Orleans Darkwa	751	116	0	0	0	0	867
2018	Saquon Barkley	1,307	721	0	0	0	0	2,028
2019	Saquon Barkley	911	413	0	0	0	0	1,324
2020	Wayne Gallman	682	114	0	0	0	0	796
2021	Devontae Booker	376	201	0	0	0	0	577

\*Single Season Club Record



# GIANTS LONGEST PLAYS

## LONGEST FIELD GOAL

- 57 Aldrick Rosas vs. Chicago, Dec. 2, 2018
- 56 Ali Haji-Sheikh, at Detroit, Nov. 7, 1983
- 56 Ali Haji-Sheikh, vs. Green Bay, Sept. 26, 1983
- 55 Graham Gano, at Washington, Sept. 16, 2021**
- 55 Graham Gano, vs. Dallas, Oct. 11, 2020**
- 55 Joe Danelo, vs. New Orleans, Sept. 20, 1981
- 54 Graham Gano, vs. Dallas, Oct. 11, 2020**
- 54 Brad Daluiso, vs. Phoenix, Nov. 28, 1993
- 54 Matt Bahr, vs. Houston, Dec. 21, 1991
- 54 Joe Danelo, at Seattle, Oct. 18, 1981
- 54 Pete Gogolak, vs. Dallas, Nov. 8, 1970
- 53 Graham Gano, vs. Carolina, Oct. 24, 2021**
- 53 Aldrick Rosas at Carolina, Oct. 7, 2018
- 53 Josh Brown, vs. New England, Nov. 15, 2015
- 53 Josh Brown, at Tampa Bay, Nov. 8, 2015
- 53 Josh Brown, vs. Philadelphia, Dec. 28, 2014
- 53 Lawrence Tynes, at Dallas, Oct. 25, 2010
- 53 Steve Christie, at Philadelphia, Sept. 12, 2004
- 53 Raul Allegre, at Philadelphia, Nov. 15, 1987
- 53 Don Chandler, at Dallas, Dec. 1, 1963

## LONGEST RUN FROM SCRIMMAGE

- 95 Tiki Barber, at Oakland, Dec. 31, 2005 (TD)
- 91 Hap Moran, vs. Green Bay, Nov. 23, 1930
- 88 Ahmad Bradshaw, at Buffalo, Dec. 23, 2007(TD)
- 80 Daniel Jones, at Philadelphia, Oct. 22, 2020**
- 80 Eddie Price, at Philadelphia, Dec. 9, 1951 (TD)
- 79 Frank Gifford, vs. Washington, Nov. 29, 1959
- 78 Saquon Barkley, at Washington, Dec. 9, 2018 (TD)**
- 78 Tiki Barber, vs. Arizona, Sept. 3, 2000 (TD)
- 77 Ahmad Bradshaw, vs. Baltimore, Nov. 16, 2008
- 77 Bill Paschal, vs. Cleveland Rams, Nov. 4, 1945 (TD)
- 75 Orleans Darkwa, vs Washington, Dec. 31, 2017 (TD)
- 75 Eddie Price, at Chicago Cardinals, Nov. 2, 1952 (TD)
- 75 Tuffy Leemans, vs. Green Bay, Nov 20, 1938 (TD)
- 74 Eddie Price, at Philadelphia, Dec. 10, 1950
- 73 Brandon Jacobs, at Minnesota, Dec. 13, 2010
- 72 Tiki Barber, at Philadelphia, Sept. 12, 2004 (TD)
- 71 Alex Webster, at Chicago Cardinals, Oct. 2, 1955
- 70 Tiki Barber, at Houston, Nov. 24, 2002
- 70 Joe Morrison, at Philadelphia, Sept. 29, 1963 (TD)
- 70 Frank Filchock, at Pittsburgh, Oct. 6, 1946 (TD)
- 70 Kink Richards, vs. Brooklyn, Oct. 22, 1933 (TD)

## LONGEST PASS COMPLETION

- 99 Eli Manning (to Victor Cruz) (TD)  
at Jets, Dec. 24, 2011
- 98 Earl Morall (to Homer Jones) (TD)  
at Pittsburgh, Sept. 11, 1966
- 94 Norm Snead (to Rich Houston) (TD)  
vs. Dallas, Sept. 24, 1972
- 92 Eli Manning (to Mario Manningham) (TD)  
at Washington, Jan. 2, 2011
- 89 Earl Morrall (to Homer Jones) (TD)  
vs. Philadelphia, Oct. 17, 1965
- 88 Frank Reagan (to George Franck) (TD)  
vs. Washington, Oct. 12, 1947
- 87 Eli Manning (to Odell Beckham Jr.)  
vs. New England, Nov. 15, 2015 (TD)
- 87 Kent Graham (to Tiki Barber) (TD)  
at Arizona, Dec. 6, 1998
- 85 Eli Manning (to Mario Manningham) (TD)  
at Green Bay, Dec. 26, 2010
- 85 Jeff Hostetler (to Stephen Baker)  
at New Orleans, Nov. 27, 1988 (TD)
- 85 Charlie Conerly (to Choo-Choo Roberts)  
vs. Chicago Bears, Oct. 23, 1949 (TD)
- 84 Eli Manning (to Odell Beckham Jr.)  
at Miami, Dec. 14, 2015 (TD)
- 84 Fran Tarkenton (to Homer Jones)  
at Pittsburgh, Sept. 15, 1968
- 83 Frank Gifford (to Eddie Price)  
at Cleveland, Oct. 31, 1954 (TD)
- 82 Kerry Collins (to Amani Toomer)  
at Indianapolis, Dec. 22, 2002 (TD)
- 82 Joe Pisarcik (to Ed Marshall)  
at Washington, Oct. 23, 1977
- 82 Fran Tarkenton (to Homer Jones)  
vs. Washington, Sept. 29, 1968 (TD)
- 82 Tom Kennedy (to Homer Jones)  
vs. Pittsburgh, Dec. 11, 1966 (TD)

# GIANTS LONGEST PLAYS

## LONGEST INT. RETURN

- 102 Erich Barnes, at Dallas, Oct. 15, 1961 (TD)
- 101 Henry Carr, at Rams, Nov. 13, 1966 (TD)
- 97 Lawrence Taylor, at Detroit, Nov. 25, 1982 (TD)
- 96 Kevin Dockery, at Dallas, Oct. 23, 2006 (TD)
- 96 Ward Cuff, vs. Washington, Dec. 4, 1938 (TD)
- 95 Sam Garnes, vs. Philadelphia, Aug. 31, 1997 (TD)
- 91 Ryan Mundy, at Dallas, Sept. 8, 2013
- 89 Bruce Maher, at Dallas, Nov. 10, 1968
- 82 Dick Lynch, vs. Dallas, Oct. 20, 1963
- 78 George Martin, vs. Denver, Nov. 23, 1986 (TD)
- 75 Vencie Glenn, at Washington, Oct. 29, 1995 (TD)
- 75 Ed Dove, vs. Philadelphia, Nov. 10, 1963

## LONGEST PUNT

- 90 Rodney Williams, at Denver, Sept. 10, 2001
- 74 Len Younce, vs. Chicago Bears, Nov. 14, 1943
- 74 Don Chandler, at Dallas, Oct. 11, 1964
- 73 Dave Jennings, vs. Houston, Dec. 5, 1982
- 72 Dave Jennings, vs. Dallas, Nov. 4, 1979
- 72 Len Younce, at Brooklyn Tigers, Oct. 15, 1944
- 72 Carl Kinscherf, at Phil.-Pitt., Oct. 9, 1943
- 71 Riley Dixon, vs. Philadelphia, Nov. 15, 2020**
- 71 Steve Weatherford, at Philadelphia, Oct. 12, 2014
- 71 Sean Landeta, vs. Green Bay, Nov. 8, 1992
- 71 Sean Landeta, vs. Philadelphia, Dec. 3, 1989
- 71 Kay Eakin, vs. Cleveland, Nov. 16, 1941
- 70 George Frank, vs. Philadelphia, Oct. 12, 1941

## LONGEST PUNT RETURN

- 87 Amani Toomer, vs. Buffalo, Sept. 1, 1996 (TD)
- 85 Tiki Barber, vs. Dallas, Oct. 18, 1999 (TD)
- 83 Eddie Dove, at Philadelphia, Sept. 29, 1963
- 81 Bosh Pritchard, at Chicago Cardinals, Nov. 25, 1951
- 81 Emlen Tunnell, vs. Chicago Cardinals, Oct. 14, 1951 (TD)
- 76 David Meggett, vs. Raiders, Dec. 24, 1989 (TD)
- 75 David Meggett, at New Orleans, Dec. 20, 1993 (TD)
- 74 Emlen Tunnell, at N.Y. Yanks, Dec. 16, 1951 (TD)
- 71 Emlen Tunnell, vs. Philadelphia, Oct. 21, 1951 (TD)
- 70 David Meggett, at Tampa Bay, Nov. 24, 1991 (TD)

## LONGEST KICKOFF RETURN

- 100 Dwayne Harris, vs. Dallas, Oct. 25, 2015 (TD)
- 100 Clarence Childs, vs. Minnesota, Dec. 6, 1964 (TD)
- 100 Emlen Tunell, vs. N.Y. Yanks, Nov. 4, 1951 (TD)
- 99 Joe Scott, vs. Rams, Nov. 14, 1948 (TD)
- 98 Jimmy Patton, vs. Washington, Oct. 30, 1955 (TD)
- 97 David Wilson, vs. New Orleans, Dec. 9, 2012 (TD)
- 97 Jack Hagerty, vs., Buffalo Bisons, Nov. 5, 1929 (TD)
- 95 Willie Ponder, vs. Arizona, Sept. 11, 2005 (TD)
- 95 Jack Salschieder, at Chicago Cardinals, Oct. 30, 1949 (TD)
- 93 Rocky Thompson, at St. Louis, Oct. 3, 1971 (TD)
- 93 Harry Newman, at Boston Redskins, Oct. 7, 1934 (TD)
- 92 Derrick Ward, at Washington, Dec. 5, 2004 (TD)
- 92 David Meggett, vs. Philadelphia, Nov. 22, 1992 (TD)
- 92 Rocky Thomas, at Detroit, Sept. 17, 1972 (TD)
- 91 Willie Ponder, vs. Pittsburgh, Dec. 18, 2004 (TD)
- 91 Thomas Lewis, vs. Washington, Dec. 10, 1995 (TD)

# TRANSCRIPTS





**Head Coach Joe Judge**

**December 6, 2021**

**Opening Statement:** All right guys, how's everyone doing today? Look, off the top, just want to go ahead and bring you guys in the loop. We've had two positive COVID (tests) today and we're waiting on further testing to determine if it's a final COVID or what it may be, but the names would be (Offensive Lineman) Wes Martin and (Quarterbacks Coach) Jerry Schuplinski. As of right now Jerry's involved with Zoom meetings with the offense, getting ready for the game planning and also meeting with the players. Wes Martin's been isolated from the team back at the hotel. They'll both be receiving attention from our medical department as we determine what this is or isn't. With that being said, just bringing you in the fold on that one right there and I'll open it up into questions.

**Q: Obviously, you have some quarterback uncertainty, your quarterback coach now is not going to be hands on with the team. What does this do for the position and where are you with them right now?**

A: Well, we have some variables this week obviously in terms of (Quarterback) Daniel (Jones) seeing some doctors today, receiving some different opinions and diagnosis and things of that nature. When we find out more information on him, that'll give us a better idea going through this week. In terms of (Quarterback) Mike (Glennon), obviously he's in the protocol. The optimistic view would be to have him ready for the game on Sunday. We'll see where that goes through on out, and then we'll get (Quarterback) Jake (Fromm) and (Quarterback) Brian (Lewerke) ready for the game based on whatever we may have to do. Being as though it's a possible COVID situation, we'll also have some emergency plans in the works with different guys on the roster. As far as Jerry, it'll be a little limiting on the field. In terms of the meetings, we've done this before as far as the virtual meetings and staying plugged in. That's both with game planning with the coaching staff, as well as staying connected through the meetings and installs with the players. We'll continue on the same path we've worked in the past with that. We'll make any adjustments we have to throughout the week based on any new information we receive.

**Q: I've got two for you. First, what happened with the timeout at the end of the first quarter yesterday?**

A: So the play clock and the game clock were really what looked like in sync. Both were ticking down, 25, 24 at the same time, so we were just going to go to the second quarter and at about 15 seconds, (Referee) Brad (Allen) turned to me and said, 'Hey, you're going to need to snap this ball.' So rather than go ahead and force a bad play by rushing something in, I just said, go ahead, I'll call timeout and have a productive play to put us in a better situation there. Not something you want to use in that situation right there, but the clock looked to be synced up right there, clicking at the same time. When we received the information, rather than scramble to go ahead and get something out there, we determined just go ahead and take it and put ourselves in a better situation.

**Q: You're someone who's obviously conscious of your messaging and I've got to revisit postgame yesterday because I think a lot of people were kind of left shaking their heads about how you were so positive about the offense when you only scored nine points. What was the messaging behind that?**

A: Look, I approach my comments publicly very differently than when I talk to the team behind closed doors. I'm someone who's very big on honesty and being very transparent with the team. I talk all the time about the truth is on the tape, so when we talk as a team, we talk every week, regardless of what the result of the previous game was, of things we did well that we can build on and things we have to correct. We go through that very, very bluntly and openly as a team and make sure everyone's on the same page. In terms of publicly, look, I'm not going to be a guy who's going to sit out there and single out players. That's just not my style. I'm just not going to do that and that's something I've believed in from being a player and working under other coaches, so in terms of just coming out publicly and going after guys, I'm not going to do that. In terms of are there a lot of things we have to do better to take advantage of opportunities in front of us? Absolutely. Yeah, absolutely. Were there things that I saw that I say, 'Okay, this is on the right track, as far as getting the ball down the field to our players and giving them an opportunity to make plays? Yeah.' I saw (Wide Receiver) Kenny (Golladay) making some good contested catches and we were able to find matchups with him. We talked about game planning throughout the week to find situations with (Tight End) Evan (Ingram) isolated down the field with some third down conversions. That turned up in the game. The ability to get some different things working schematically, that was encouraging. But look, there are other opportunities in the game we have to take advantage of. The difference in winning or losing in this league, it's such a fine line. There's not a lot of margins for error, so you've got to go out there and we've got to make sure that when those opportunities come up to be able to make a play, we've got to go out there and we've got to be in a position to do it.

**Q: Maybe this says something about me being a worst case scenario kind of guy, but if Daniel and Mike**



**are not cleared then Jake Fromm is going to lead you through practice as your number one quarterback on Wednesday. That's right, correct?**

A: Yeah, if neither one of the other two are available that would be correct.

**Q: I assume you're not going to bring in somebody else from the outside, so he would be your starter on Sunday, right?**

A: The plan right now is for Jake to go ahead and continue in his role. In terms of — we have a lot of contingencies, whether it's the COVID contingency or the uncertainty in terms of the other quarterbacks. Look, Brian Lewerke is working as well. I think COVID adds another element to it as well that we've got to prepare, to be honest. We're talking internally about a lot of options right now personnel-wise, scheme it up, to see what we can do to address it and make sure we're building in depth for a multitude of reasons.

**Q: Can you just talk about Jake and what you've seen from him the first five days here? If it comes to that scenario where he has to make his first NFL start nine days after getting the playbook, what would you expect from him and what have you seen from him?**

A: Well, I'd say first off when you get a guy on a short-term basis, including last week, a quick turnaround for a guy like Jake, the biggest thing you want to do is just make sure that he has a grasp on what he would have to run within the game. While when you go from Daniel to Mike, you want to push and stay as close to the offense as you possibly can, and you expect them to go out there and execute the game plan. For a guy who's only been here in your system for a couple days, you've got to go ahead and select more of menu of what he can go ahead and operate in and that's not always limiting based on his ability, it's just based on being new in a scheme and system. What's he comfortable with going out there and playing aggressively and making the right decisions within? At this point, you really want to go ahead and let him continue to improve on it. He's an intelligent guy. He's demonstrated that already. He's got very good poise out there and he has a very good presence. One of the things that's very impressive about this guy is you talk to former teammates of his, like we did before he got in here — most of those Georgia guys, and every single one of them lit up and said, 'We'd absolutely love to have that guy on the team.' He's got a very good presence. He's a good teammate. He's got leadership qualities about him. He had a lot of things you would hear someone say at a banquet about him. He's got a lot of intangibles. In terms of him as a player, he's shown at practice a good competitiveness and the ability to go out there and handle some different situations. He had a lot thrown on his plate in a short period of time last week. A lot of it, whether it's a quarterback or any other player on a short week turnaround, you want to kind of use as much comparable coaching as we would to go ahead and make sure they can associate a scheme or a system to what they've been exposed to previously for kind of quicker learning. At this point, he's been studying the playbook and studying the game plan, so we're getting him on our page. He's got some time to go ahead and keep on building with it and he'll spend between today and tomorrow and Wednesday really getting ready for Wednesday's practice. In terms of him, I've been pleased with the way he's been progressing so far. It's been a very short window with Jake. I've been encouraged by the way this guy works and if Jake's numbers called on, I know he'll prepare himself.

**Q: In the game yesterday, it seemed like there were a lot of plays where Glennon was clapping, trying to get the snap off, the play clock running down, like they were having trouble getting the play off. What do you think accounted for that yesterday? It seemed to happen several times.**

A: There were a couple times Mike had some communication on the line to put us in a different play and audible it based on the defensive look we were presented with and something he wanted to get into. Some of those audibles he made were able to get us into some good plays and convert. He checked into a couple runs against blitz zero looks on some third and fourth down situations and gave us an opportunity. Some of it was communication and he just knows the clock of what he's got to go ahead and operate under. When you start clapping, you're letting everyone know, hey, it's time to go, we've got to get this thing off now.

**Q: Regarding the COVID situation, are there other guys that have to quarantine as close contacts at the moment or are those two guys the only ones that need to quarantine at this time?**

A: Right now, they're working through all the tracers and contacts, so we don't have any information at this moment on any of that stuff. Right now, the only information we have is just on two guys that had positives.

**Q: Can you take us through the (Dolphins Wide Receiver) Mack Hollins touchdown? It seemed like there was some communication issues going on in the back end there. Could you take us through that please?**



A: Well, they did a good job right there. They got into a bunch formation and we made an adjustment where we were bringing a little pressure off the edge. They used a sprint out dash protection, so kind of got two on the edge right there and they got Mack in the seven route right there and we've got to do a good job of combo-ing that on the back end with the DBs. They made a good play, we've got to make it a little bit tighter contested between playing a little bit deeper with some guys and making an earlier break. It was a good scheme by them, got into it in a little red area. We've got to take advantage and make sure that we can go ahead and make it a tighter contested throw and fight them to the ground to see if we can draw that ball off of them.

**Q: (Linebacker) Elerson Smith got some more reps yesterday. What have you seen from him?**

A: Yeah, he's getting more and more aggressive I'd say. That comes with confidence and preparation as far as playing. He's a guy that's got a good skill set and obviously we've thought a lot of him from when we drafted. He missed a lot of time through the spring and training camp as far as really getting prepared into it. Each week he's really improved. He's doing a good job for us on special teams right now. He's doing a good job in the pass rush stuff and he's improving on his run defense as well. He's a young player who's developing. He's far from where he's going to be, but he's making a lot of gains every week. I like the way he prepares. I like his motor and how he plays. He's got good length. He's a very powerful rusher, he really is. He's got – when you see him, whether it's hitting sleds or on the weights or he's in isolated matchups, he's got a lot of power in his lower body and he knows how to transfer that power and play to the length of his arms and create extension and go ahead and be disruptive at the point of contact.

**Q: You guys have put so much time putting together the plan out there in Arizona and getting everything together. How close are you in terms of the training staff and having everything you need out there? Do you have full use of the facilities out there especially for the guys who are trying to rehab and get back this week?**

A: Yeah, I'll tell you what, the University of Arizona has been very, very accommodating and they've done a great job as far as letting us use their facilities. Our office setups, our meeting rooms, the weight room, the training room, the workout facilities, the field that we're going to use for practice – really, everything's been first class and these guys have done everything that we've asked. They've bent over backwards. They couldn't be more hospitable for us. We're very appreciative of everyone out here, but the most important thing for us is that our players have what it takes to prepare to go out there on the field. In terms of the injured guys for their rehab, the guys with normal bumps and bruises for the treatment, our players with workouts and the recovery stations they use throughout the week and the (inaudible) to keep their bodies fresh, that's all very positive. One thing about coming to a major college like this, these guys have just about everything you can imagine. One, because of just the functionality of using it and having a larger roster, but then also the recruiting, the arms war they have to have, every bell and whistle you can possibly present to a recruit has to be visible when they come on an official visit. The one thing they have here is plenty of facilities and it's a beautiful facility. It's a great area to be in. We're obviously all getting adjusted to it today, but we've had meetings today in terms of reviewing the film and going through yesterday's operation. The players are just now being dismissed and leaving, it's about 2:30 out here. Players are kind of closing out their day and going back to the hotel to kind of get some rest and get out and kind of just have some fellowship as a team. In terms of everything we can do out here, yeah, it's great. Really a first-class operation.

**Q: If I were to see the minute-by-minute schedule of now until you guys take off and leave for Los Angeles, is it the exact same as it would be in New Jersey? There's talk about bonding and being out there together and everything, do you have anything set aside? Or because it's a game week, is it like everything is the way it would normally be?**

A: Well, I'd say the structure of the daily schedule is as close to what it would be if we were back in Jersey right now in terms of the meetings, the practice, the post practice film and all that stuff. But then you've got to remember when they're done with practice, as opposed to going home, they're going back to a hotel. It gives them a little bit more flex time on the back end. Even as the guys are staying and watching extra tape in the position groups, get extra treatment, get a workout in, whatever it may be on the back end of the day, there's still a lot of time for these guys when they get back to the hotel to get some good quality time as a team. In terms of getting out and going to a restaurant together, having some fellowship, there's plenty of time for that. In terms of doing anything as a team, we've talked about a number of things in captains' meetings. We wouldn't do anything that will take away from our weekly prep. It wouldn't be anything in lieu of practice or in lieu of a meeting, but something additional on the back end. We've talked about a couple of possibilities and I'll touch base with the captains again later on to see if there's anything they're interested in doing.



**Q: Was Mike playing with symptoms towards the end of the game there?**

A: Not that I'd been made aware of. At some point after the game, they kind of came to me and just let me know they were looking at him, so during the game there was nothing I was informed of, told of or that I know of anything was.

**Q: Just looking at the running backs, I know you've been trying to get (Running Back Devontae) Booker more involved. How much are you considering getting him more touches, the most touches among the running backs rather than (Running Back) Saquon (Barkley)? He seems to have been more productive in his opportunities the last two games.**

A: I don't know that we look at anything in terms of most touches. I think when we go into it, there are a lot of personnel groupings that you see right now where we're using two and three running backs at a time on the field, just strategically. A lot of those packages both guys are available. We have packages where Saquon is getting the handoff and Book's blocking or running a route. We have packages where Book's getting it and Saquon is blocking or running a route, whatever it may be. We'll continue to grow in those packages. Anything we think will present opportunities for any of our players to kind of get the ball, make a play in space or get the ball and punch it vertically on a run, we'll go ahead and look to do. In terms of a pecking order at this point, that's not really the way we're thinking. We're thinking more in terms of what do our players do well and how can we continue to build to give them opportunities to do it on the field.





Safety Julian Love

December 6, 2021

**Q: What is the mood of the leadership of this team right now coming off kind of a devastating loss like that? What are the leaders of this team talking about and how do you guys think that you can get this right quickly?**

A: Obviously, we are on the trip right now and I think the mindset is that it's important to really spend the extra time this week, be around each other and to really finish this week with a win to get this ship righted and get it going in the right direction.

**Q: To expand on that a little bit, is this a close-knit team? When you have one side of the ball that's playing pretty good, and the other side that is not playing well, a lot of times the finger pointing starts. How do you prevent that in the locker room? Is this a close-knit team where you don't see that as a problem down the road?**

A: I think that's a good question. I would say we are a close-knit team. I think just naturally in every level of football I've been a part of, the defense is going to be close to each other and the offense will be closer to each other. Those guys move the same and meet in the same rooms most of the time, so you'll always have that. But I think this team definitely has a relationship across the ball, which is exciting to be a part of, really. I think this team is pretty close together and I think that's really crucial. When it comes to finger pointing, I don't think that's ever a thing with us. I think it's a matter of holding each other accountable, as well as ourselves. You've got to look at yourself first, but I think the accountability factor is really up on this team, so I think that's only going to progress from here.

**Q: It sounds like there's a chance, maybe remotely, but a chance, that (Quarterback) Jake Fromm could be the starting quarterback nine days after he got to the Giants. Talking to people around him, they say that kind of relates to when he made his first career start as a true freshman at Notre Dame in 2017, not long after arriving at Georgia. I was wondering if you remember anything about going against him in that game as a true freshman that impressed you?**

A: You had to bring up that game (laughs). Georgia did get the win in South Bend. I think from an early age – it's a big-time place to play, in that setting, in that game, in that atmosphere. He came in and was well-composed and, obviously, they got away with the win. Obviously, that was only his freshman year, so he's only built from there. I don't know him personally too well, so I'm not the best to speak on him, but I'm excited to see what he presents in whatever position he is put in going forward.

**Q: How aware are you as a player of what your head coach says right after games – he addresses you, then he comes out to speak to the media, which is really speaking to the fans and the public, as well – about what tone he takes, what he says, what criticisms he makes, what encouragement he makes and things like that?**

A: Obviously, I'm very in-tune to what he says to the team and what he says to me. I'm not too much in-tune to what he says to the media after games. I will say that he tries to represent this team the best he can. He's a guy who takes on a lot and he's the ultimate leader I think. I'm not sure what he says to you guys most of time, but I know his message to us is very poignant and direct in what he wants to accomplish going forward and how we build off of that game.





## Tackle Andrew Thomas

December 6, 2021

**Q: Tell us about what you told (Head) Coach (Joe Judge) when he came to you or if he came to you and said, 'Would (Quarterback) Jake Fromm be a good fit for this team?' and, assuming you said yes, what you saw from Jake that said yes?**

A: I really didn't talk to coach that much about that decision, but when I saw the news that he was coming in, obviously excited. Definitely played with him for three years at Georgia. We won a lot of games there, so I'm excited to see him get his opportunity.

**Q: For those of us who only have seen him play on TV, what is it about him that gives him a chance here? Obviously, it's a tough spot for him to be in. What gives him a chance here to have some success?**

A: Jake does well with seeing the whole offense, knowing what the defense is running, what pressures are coming, getting the ball to the right people, being the best leader he can and I think that's something that he does really well.

**Q: With all respect, you guys have a lot of pride as players and professionals – is it embarrassing to not score a touchdown, to have the kind of offensive performance you did yesterday? If so, how do you guys react to that and regroup quickly?**

A: It's definitely frustrating. We have a lot of talent on this offense. Definitely capable of being more explosive. When we look at the tape and look at the end result, it's always frustrating, but we go back like we do every week, figure out what we can clean up and do what we can to be better for next week.

**Q: What have you seen from (Chargers Outside Linebacker) Joey Bosa, assuming he plays this week? What kind of challenge is he? Where does he rank sort of in the pantheon of the edge rushers that you've had to face so far?**

A: Definitely one of the best in the league right now. Very good with speed to power and has a really good double-hand cross chop. It's going to be something that we definitely have to key in on to be prepared this week.

**Q: How do you guys approach this week as an offense not knowing who your quarterback is going to be?**

A: From an offensive line standpoint, we're just trying to do the best job we can to open up holes for the running back and protect whoever's throwing the ball. Regardless of who's at quarterback, if we're not protecting, we're not doing our job. It doesn't matter. So, the focus is on us performing better and that way the offense will perform better regardless of who's throwing the ball.

**Q: What do you think of the idea that a guy who's only been here nine days having to start?**

A: That's the beauty of the NFL, it's next man up. Jake's getting his opportunity. I'm excited for him to get his chance, but, like I said, next man up and we're doing everything that we can to help him.



December 5, 2021

**Opening Statement:** All right, guys. First off give credit to that team. Obviously, they went out there and did enough to win the game. There was a lot of things that I saw today in the way we played, a lot of things that are moving in the right direction, a lot of things I'm very pleased with in terms of how we competed. And we were able to make some stops at critical moments, able to make some good decisions. A lot of guys stepped up in different situations. But, ultimately, we've got to make more plays, got to take advantage of the opportunities in front of us and got to make sure that we capitalize on opportunities when we have a chance to make big-time swings in the game. I'm pleased with a lot of the things on the team. This is going to be a good week for us to get together as a team, go out to the west coast, work together, reset ourselves a little bit, keep moving forward. That being said, open it up to any questions you got right now.

**Q: Joe, when you say that things are moving in the right direction offensively, what did you see tonight that makes you think things are moving in the right direction offensively?**

A: I think right now there are some opportunities we have as far as getting the ball down the field, pushing it down the field making plays. I like some of the plays that Evan was able to come up with, some of the catches Kenny was able to come up with, you know, some of the things Booker is doing with some catch and runs on the screen. Kyle Rudolph is doing a good job with some of the balls getting vertical, producing first downs. There's a lot of things moving in the right direction as far as that. I think our pass protection as a whole, although there are some plays obviously we've got to look at and keep on improving on, but I'm encouraged by some of the things we're seeing out there in terms of how that group is progressing. We've got to keep doing a better overall as a team.

**Q: Talk about capitalizing on opportunities -- (no microphone) -- keep you up at night?**

A: There were a number of plays out there today, Tom. And we've got to do a better job of taking advantage of all our opportunities. You have to understand, the margin for error in this league is so small and so tight. You look at that team today and we talk about. You know, Brian's done a really good job. Right now, here's in year three. He's got a lot more things moving in terms of the flow of the organization. And what he's doing a good job of is they really pushed through that seven game losing streak. In talking to them before the game, there is such a tight margin. We watch all those games they came with a tough loss and you say it's a play here, it's a play there. And that's really the story in every game. You've got to make sure you take advantage of the opportunities when they come your way. When you have an opportunity to extend the drive, get points in the red area, whatever it may be, get a turnover on defense, capitalize on something in the kicking game, you've got to go ahead and you've got to make the play.

**Q: Joe, looked like they were kind of clogging up on Saquon a little bit and you didn't really get a chance to get him off today. What were you seeing?**

A: Look, that's one of the top run defense in the league for a reason. That's kind of the way they play. They're going to load that box up and play a lot of man defense. They played a lot of cover three buzz against us or cover three dog. Went early downs with 12 personnel. That was how the plan declared. I thought the offensive staff did a good job making adjustments on the second half. Getting some things off the boot, getting the ball started out there on the flat, take advantage of these guys loading the box and packing it. But, obviously, the priority as a defense was to stop the run, try to go ahead and make us force it, force the throws. They played a lot of tight man right there. We saw our share of that blitz zero coverage. Large part of the game plan was how to handle blitz zero. You know when you play a team that's going to play that much of it, there's going to opportunities in the game you take advantage of. You know there's going to be times they make plays as well. That's just the ebb and flow of playing a team like that. I thought when we handled it the right way, got the ball out there and had some productive plays against that zero look and made some plays pushing forward, that was encouraging. I saw Mike doing a lot of good things at the line of scrimmage as far as identifying what the look was, facilitating the offense, getting the ball out. I thought Mike did a good job of pushing the ball down the field early being aggressive. We had the interception down the near sideline early in the game. I thought our defense did a good job responding to that first off, ended up turning that into points for us. But offensively, message was stay aggressive. Keep pushing the ball down the field. That's something we've got to do as an offense as a whole, whether it's Daniel, Mike, Jake, whoever it ends up being, we've got to do a good job of pushing the ball down the field and giving our guys a chance to make plays.

**Q: What happened in that sequence at the end of the third quarter where you guys called a timeout and then there was a delay of game a couple of plays later. What was the thought process behind that time out?**



A: Well, it was second and long right there. I wanted to make we gave ourselves the best chance of staying out of third and long there. Obviously, they made a play. That was just happened right there.

**Q: (No microphone.)**

A: We had -- I think it was three straight three and outs at that point. Defense was really playing well. That was a spot right there that I felt that points were really at a premium in that game. We didn't want to give them a short field. Wanted to make sure if they had to be on offense they had to take a long field. As far as punting the ball down, using the position, trusting our defense to get the ball back. If we play to it and we execute the plays, we were probably going to get the ball back somewhere around midfield. Maybe lose about 15 to 20 yards in the initial starting point. But if we can play to it, we've got to do that. Obviously, we don't want to have the result we had on that play and give them the ball at the 20 yard line. But in terms of thinking of it, we're not afraid to play to our defense. When we get the opportunity there to say, hey, let's punt the ball down there and pin them, we've got to take advantage of those opportunities. We had some early in the game. Our coverage units are playing really well right now. Very encouraged by the coverage getting from the interior guys on punt. Some of the plays we're making from the outside with Keyon and those guys on the punts as well as the gunner position. Kickoff's playing really well. I don't think they got to the 20 yard line. That was the focus for us all week of covering kicks, being aggressive and physical. Making them have longer fields. So every opportunity we had to pin them back, that was part of the game plan. That was the focus.

**Q: Joe, you mentioned a couple of things you were encouraged by on offense. Ultimately, though, 9 points and 250 yards. Some people are going to look at that and say how can you be encouraged when the results weren't there?**

A: I saw a lot of players make a lot of big plays. That's what we've got to do. We've got to get the ball in our players' hands, let them make plays, let them extend plays and be explosive players. And that's our focus as a team. So that's what we're looking to do. We're going to play to the players, play to their strengths. Saw a lot of things today that really got the players involved. There were a lot of third and longs that we converted. We had a lot of players making big plays. I thought Freddy did a good job calling things aggressively and pushing it down the field. I thought Mike really had the right mindset in how he wanted to play that thing. There were opportunities for catch and runs. We got the thing out and did that. But then also pushing down the field. Saw Kenny make some big catches, Evan make some big catches. These are some things that turn around. You've got to make these plays and be able to make these plays in critical situations and in tough games. We knew it was going to be it was a lot of tight contested catches today. It's a very well coached defense. They play very aggressive, very tight on you. So through the week we talked a lot to our players about you've got to defend your leverage coming out of the breaks and you've got to make those tight catches. And I was pleased to see our guys come out with a number of those today.

**Q: Next week, is Mike definitely your starter?**

A: Yes. Yeah. I would say at this point, yes.

**Q: The injury to Kenny, did it happen on the play that was near out of bounds when the defender was trying to punch the ball away from him?**

A: I believe it was on the catch he had going across the middle where he caught that high ball right there. It was near or after that when he came off, from what I understand. And then he came in at halftime, was able to return. And then towards the end of the game, he couldn't. Kenny plays with a lot of toughness and competitiveness. And when he's out there, he obviously makes plays for us. Kenny is a guy we talk about all the time of like, look, it may look covered at some points to other receivers, but when that's 19, don't be afraid to feed it to him?

**Q: Mike seemed to have a pretty good rhythm with him in the first half. Did the rib injury affect Kenny do you think in the second half? Obviously, you didn't have anything going in the second half.**

A: I don't want to comment on that just at this moment right now.

**Q: Some of those coverage breakdowns on -- like the two touchdowns, what happened there? Seemed like guys weren't on the same page?**

A: Let me look at the tape before I go ahead and break down everything. Obviously there are some things that didn't go exactly as planned right there, so we'll talk through schematically and make sure they're in the right position.



**Q: You alluded to at the end of last week I think there was a little bit of uncertainty about what would be next for Daniel in terms of his next checkup. What's going to -- what's tomorrow going to hold for him?**

A: All of our players will have that day after game checkups with all the doctors. Daniel will be no different than that. He'll check with the doctors tomorrow and continue through the progression. They'll continue to evaluate him. And when they deem that he's ready to return for contact to play full, then we'll have him out there playing.

**Q: Anything new to report from you about his status?**

A: No. There's really no change from when we talked on Friday. He's going to continue being evaluated with the doctors and see where it goes. Again, we've got to trust what they say. We're not going to put any of our players in a position where they go out there and they're at risk. There's a difference -- I tell you guys all the time. I'm going to ask a question of is it pain management or injury risk? When it's injury risk, that's not on my plate. When it's pain management, the player has to know to what level can they perform. We've got a lot of guys that are tough guys. I don't have to question our guys' toughness. All right. But can they perform at the level through that pain management. You know, Daniel is a guy that's been chomping at the bit to get back out there. We want to make sure the doctors give us the clearest picture of what his health and status is and what he's safe to do on the field. When he's ready to go, we'll put him out there?

**Q: Are you comfortable with the reps Mike got in at practice this week?**

A: Yeah, yeah. Absolutely. I thought the way we worked this week in terms of getting Mike prepared and having Jake prepared and keeping Daniel moving, I thought that was the right way to do.

**Q: You pointed out some of the things you saw that you liked. When the production isn't there, what is the balance for you as a head coach where, you know, it's not tolerable because you're scoring so few amount of points and so few touchdowns? What is that balance in terms of trying to be positive about some of the things you saw, the plays that weren't completed, so to speak?**

A: Look, like any other week, I'm going to go through this tape. We get on this plane and start flying over to Arizona, I'm going to dissect everything about this game. First thing I watch is the kicking game, then I go to the offense, then I go to the defense, just the nature how I work on through the day. All right. And I'm going to go through everything, I'm going to look at everything. First schematically. And I'm going to breakdown everything, what did we do in each situation? Were we sound? Where were the breakdowns? What are the things we've got to correct from a schematic standpoint. Then I'm going to go back and watch it again personnel based. I know what the breakdowns schematically are. Are we asking someone to do something they can't do? Is someone not performing to the level we're asking them to? Is there something we need to do something different with a certain person or put another player in that role. And I'll break it on down. But I saw a lot of players go out there today and compete. I goes our defense and kicking game really made a lot of big plays. Our offense came up with some critical plays at tough times. We knew it was going to be a 60-minute type game. We knew it was going to be a very challenging defense to go against. You play against this team, you understand just the elements of pressure and what that does to an offense. And you've got to be able to play through it. I thought for a large part we did a really good job certain points in the game of playing through the pressure, neutralizing it, and making some plays and giving us a chance down the field. That being said, we've got to continue looking and saying, okay, with our players, we had some opportunities to make some plays. We have to keep dealing with those personnel moves and schematically what do we have to build on within those deals and then where to pull back and maybe change course on some other things right there. But there were a lot of players I saw make a lot of plays. I'm continuing to be encouraged by seeing the opportunities for players to go out there and make plays. Look, that's what it is. I tell you guys before, I see the game from the standpoint of letting your players go out there and play the game. That's our job. Facilitate the players, put them in position. I'm very encouraged by a lot of things our players in all three phases are doing. I'm very critical of our players, I'm very hard on them. But that's because I have a lot of confidence in them and I trust that they have the ability to do what we're asking them to go out there and execute. So I've just got to make sure to put them in the right positions and that when the opportunity comes their way, they can make the plays and that they are making the plays.

**Q: Joe, you went Bredeson at left guard for Skura in that situation. Was that just a decision you made? Was there an injury with Skura?**

A: No. We just wanted to roll him on through. That was something we talked about through the week, make sure we get Ben involved at some point. And the offense communicated with me at some point we're going to roll some different guys on through. I tell them all the time, look, I expect everybody to play.



## NYG Postgame (at Miami) Transcripts: Cornerback James Bradberry

December 5, 2021

**Q: The two touchdowns, seemed like there was some breakdown in coverage on both of those?**

A: Yeah. So on the first one, we really didn't have a breakdown in coverage on either one of the touchdowns. The play just kind of went longer than expected and he was able to find the open target.

**Q: The first one?**

A: The first one, yeah.

**Q: (No microphone.)**

A: That's where I'm supposed to be.

**Q: What makes it so difficult to deal with their short passing game where they're just kind of grinding out these long drives? How do you counter that?**

A: I think Tua does a good job of reading it. And he's a very accurate passer. He has a quick release too. So quick game goes hand in hand with some of his strengths. I think that's what makes it tough to defend it.

**Q: James, when the offense is struggling like it is, is it a little bit more pressure on you guys to kind of keep these guys out? And, you know, what added strain does that become when you know they're kind of struggling a little bit on the other side?**

A: I mean, I think it's just pressure kind of going out there and playing general. So I try not to get too caught up in what the other side of the ball is doing. I know my job is to go out there and defend every blade of grass out there and defend them from scoring touchdowns. That's my approach every time I go out on the field, you know, stop them from scoring.

**Q: What would you say is the mood of this team now as you head towards the last part of the season and your record is where it is?**

A: We've got to win next Sunday. That's our mood.

**Q: What do you think about this week of being together, you know, on the road practicing? Do you think this will be a good thing -- aside from the football end, just also to be together for this week?**

A: Yeah. I think it will definitely help with the chemistry throughout the team. But any time we get to spend time with each other and talk football and talk life, it's going to bring us together. So that's the one thing about this trip that's positive.

**Q: James, you've known about -- you guys have known about this trip I would imagine for a while. How unique is it to be taking a week like this, you know, going to a college campus and doing that? How do you approach it, I guess, as a team or even individually, how are you looking at it?**

A: So like you said, we knew about this trip. So, you know, you want to hang out with your teammates, get to know your teammates more, build that chemistry, because of course there are some new pieces on the defense. But then again, you've got to make sure you take care of your body too because you're away from what you're used to, from your routine. So you want to make sure when you're away that you try to find ways to take care of your body however that is. I think that's the biggest thing for me as a vet going away from New York or your home, just building a routine and make sure you stay on top of your body.

**Q: James, you guys on defense have had to play games where your offense is not scoring a lot of points. And you've had to be picture perfect to stay in these games. In a game like today where you don't score any touchdowns on offense, is it getting difficult to wipe that away and just play your game knowing every three points you give up could be too many points?**

A: It's definitely difficult to go out there and play perfect. So as an individual, I never want to put myself -- like put that pressure on myself to where I have to go out there and play perfect. I just want to go out there and play. (Technical interruption.) Originally when I went out there, I didn't think he was going to throw it because he saw me. Well, I was hoping he threw it as I was going out there, but he didn't. So then when we skipped it, I was kind of mad that he didn't throw a good pass.



**Q: James, this is the first meeting of the season that you guys didn't have a take-away. Seemed like a game where you probably -- it would certainly come in handy. How conscious were you of trying to force those on him and getting the ball away?**

A: I mean, that's always at the top of my mind, you know, creating turnovers. I feel that's one of the reasons why I'm on this defense. But the way they ran the offense, it was definitely tough to create turnovers. I'm not making an excuse. We should have definitely created some turnovers. But it was definitely tough against their offense to do that. But, you know, that's our thing as a defense, we've got to create turnovers. So that's what we're looking for next week, you know, trying to create some turnovers.



## NYG Postgame (at Miami) Transcripts: Wide Receiver Kenny Golladay

December 5, 2021

**Q: Kenny, what happened on the injury? Was it on that catch over the middle?**

A: No. I kind of came on the first catch a little bit, I kind of just felt like something popped. I don't think it's nothing too serious. Get treatment on it. I was able to come back out there. I want to be out there with the team all the time. I was able to go back out there. So, I mean, I think it will just be day to day.

**Q: Did you have to wear anything in particular or –**

A: No. I was good. You know, just had to kind of, you know, take care of it a little bit in the back end. I was able to go out there.

**Q: Do you have to have an x-ray or anything like that or are you worried about anything being cracked? A:**

Yeah. I got the x-ray. No cracked ribs or nothing like that, so we're good.

**Q: Did you reinjure it late in the game because you came out? What was the situation?**

A: No. I think, you know, we were just being smart about it.

**Q: Coach said he saw a lot of positive signs in a lot of players despite the lack of a touchdown. Did you feel that way? Do you see -- were there things you saw as positives?**

A: Yeah. I mean, I feel like, you know, we're moving the ball, you know, well. At the end of the day, you know, we just didn't execute the way we needed to. They was able to blitz us a little bit. And we've just got to do a better job as an offense as a whole.

**Q: Question regarding quarterback next week. (No microphone.) You know, Mike's got a concussion. What can this offense do with Jake if he's there?**

A: You know, get a good week of preparation and I'm pretty sure he'll get the job done.

**Q: 9 points and 250 yards. You guys are putting out like 260, 270, 300 yards a week. I mean, it's bottom level NFL offense stuff. How tired are you of just not producing as an offense?**

A: I mean, yeah, it's frustrating. Only thing we can do is go back to work. And luckily we have another game next week.

**Q: At one point, it looked like Joe was either yelling at you guys or trying to motivate you I think at the end of the third quarter. Was that him just trying to get you guys going?**

A: Really just saying there's a lot of ball left. Keep going. We're not going to stop going to you guys. Yeah, just make sure no one is having their head down.

**Q: Were you aware until just now that Mike had a concussion?**

A: Yeah. That's my first time hearing it. I didn't know.

**Q: Is it sort of like what next type thing after hearing that?**

A: That's the game we play.



## NYG Postgame (at Miami) Transcripts: Running Back Saquon Barkley

December 5, 2021

**Q: Saquon, can you talk about how frustrating this stretch is offensively here with the 9 points today and –**

A: Yeah. 9 points is not acceptable. We've got to be better. We've got to capitalize on opportunities. We've got to be better as a whole starting with myself.

**Q: It seemed like they were determined to stop the run as their first priority on defense. Did you feel that early on that that was the way it was going to be?**

A: In the last seven, eight games, they've been on that streak and that stretch. They've been the number one defense in the league, top 10 defense in the league. And they did a good job today.

**Q: Saquon, you guys are probably going to have to play with Jake next week as quarterback as Mike has a concussion. So you look at him –**

A: Wait. Who has a concussion?

**Q: Mike Glennon. They just announced it. Sorry. So you guys have put up -- you did what you did today offensively and now you're going to have a guy next week that's never played in a regular season game. So people will look at it and say how can you expect to do any better?**

A: Got to have the next man up mentality. And no matter if it's Mike or if it's D.J. or if it's Jake, when the opportunities are there, the plays need to be made. And we didn't do that today no matter who was at quarterback.

**Q: How tired are you of just not producing?**

A: Yeah. Very tired. We know that we've got to be better on offense. It's something that we haven't been doing this year, haven't been scoring touchdowns. And, you know, I know even though we're tired, I know defense is annoyed too because defense is playing lights out. So we've got to do a better job of playing all three phases. And we're not doing it on our side.

**Q: When you say you know the defense is annoyed, how do you know that?**

A: I mean, I'm just saying when you go out there and they're playing great, you know, they're playing great, we've got to go out there and make plays for them. When I mean annoyed, I mean understanding that football is about all three phases playing at a high level all together, clicking at the same time. And that's not what happened right now on this team.

**Q: Saquon, do you feel 100 percent physically?**

A: Nobody feels 100 percent physically. It's week whatever in the NFL.

**Q: Can you kind of go through that play in the third quarter there. (No microphone.) What happened there? What did you see on that play?**

A: You know, we knew they were a big coverage zero team. We emptied it out. Got me in a little position. They had a blown coverage, and we didn't make the play.

**Q: Saquon, you had a play I think kind of slanting across there. You had a step or two on the linebacker. Should you have had that catch in your mind?**

A: Yeah. It touched my hands.

**Q: How big of a play could that have been?**

A: Could have been a big play. And I failed. I didn't make the play.

**Q: Are you comfortable with the commitment to the run game this season because your carries per game is down a lot from your first couple seasons. I think you're averaging 11 carries a game. Are you comfortable with that?**

A: I mean, you know, not -- not producing in the run game right now so I can't -- cannot be upset that I've got 11 carries. We're not doing anything. Myself, I'm not doing anything in the running game. I'm not affecting the game in that aspect. That kind of happens, especially when you get down and you play from behind.





**Q: How perplexed are you that you haven't been able to get it going and breakthrough a little bit here?**

A: It's part of the game. I guess we're in a slump right now, talking personally, myself. And I could either sit down, cry about it and give up or go back to work and keep working and keep figuring it out. And that's -- I'm going to do the other side of it, go back to work, put my head down and keep working, keep leading and keep trying my best.

**Q: Some people say he's not the player he used to be.**

A: That's their opinion.

**Q: What do you have inside you that gives you confidence that you are that guy?**

A: Because I know who I am.

**Q: You had two drops. I mean, you would classify them as drops --**

A: Yeah, two drops.

**Q: -- in the first half. When you look at that -- you're going to look at it on tape --**

A: Got to make the catch.

**Q: Is it --**

A: Just got to make the catch. Just got to make the catch. Catch it, look it in, that's it. Go back to fundamentals.

**Q: After a game like this, would you rather be going home or looking forward to get to Arizona?**

A: I don't think it's a bad idea to get away, spend some time with your team. It's kind of like a little -- if you were in college, kind of like a little college trip. You get away. Obviously, you want to be with your family, but it's -- we can take advantage of this. These, what, eight days or nine days, however many days we're going to be out there. We can take advantage of this, use this as a trip to, you know, relax, breathe, come together collectively, figure out what we've got to do better. Also spend more time with each other. I don't see any fault or any negative things that can come out of spending time together as a team, getting to know each other more, especially this part of the season where we've got to try to make a run at it and try to win every game we can.



## NYG Postgame (at Miami) Transcripts: Defensive Back Logan Ryan

December 5, 2021

**Q: Logan, Saquon just said, you know, he thinks the defense is annoyed by how the offense performed. You're on the defense. How do you feel?**

A: I don't feel annoyed. Not at all, man. We knew what the challenge was. The challenge of how their defense is playing, their four-game win streak. They're almost playing like top defense in the league right now. We kind of took that challenge to try to match that, beat them. That's how we -- you know, we've got to play against Miami's offense and we can see what their defense is doing, but we can't get into -- we can only control what we can control. And Miami's defense beat us in turnovers today. And I think getting the ball has been a big key to us winning games. Today we didn't get one. If we don't get the ball, we're not going to win the games. So we've got to go get them. And unfortunately we didn't get it today.

**Q: You've, obviously, always been very comfortable with us. Saquon was in here. You could tell he was really down. He felt like he was in a slump personally. Can you appreciate that as a teammate and obviously he's one of the leaders here? What do you see in him and how he's handling it?**

A: I mean, you got guys young, guys with money in their pockets. And, you know, you can say Saquon has the world at his feet. And he still cares. He cares about this game. He cares about winning very deeply. He takes responsibility and accountability. And when you don't win games, you want to have people that take ownership. You want to have people that say, guys, it's on me. It's not on one guy. We know it's a team sport. But I appreciate that about Saquon. I appreciate that me and Saquon had talks when I got back about leading our side and doing what we got to do to find wins and fighting and scratching and clawing. And, you know, I'm sure he took accountability. And I'll let him speak for himself, but I love playing with Saquon. He's a lot more than what people see, just a super star or whatever they want to name him. He's a very thoughtful, works very hard and he takes accountability each and every day. And I respect that about him.

**Q: You hear the cliché in this league all the time you can't win games by kicking field goals. When you're not scoring touchdowns as a team, how do you remain confident that you can still win these games?**

A: I've seen teams do it, man. Look, you've got to -- we understand our starting quarterback was out today, which is similar to us going to Seattle last year, found a way to win it. You've got to find ways on special teams, find ways on defense. And obviously offense had opportunities today. But we've seen it happen in the past. We've seen defenses carry teams. I remember the Jaguars teams of the past for a couple years. And, you know, obviously historically good defenses. But you've got to generate points on defense. Field position is really important. Those punts, flipping the field and giving our offense the ball in scoring position was a big part of getting those field goals. And them obviously executing in the red area. Giving up 7s. We couldn't afford to give up 7s today. If it was going to be a field goal fest, we've got to keep it a field goal fest. Similar to last week. But we couldn't give up 7s today. We didn't have the margin of error to give up 7s today.

**Q: What happened on that first touchdown? Looked like you and James maybe had miscommunication?**

A: No. I wouldn't say miscommunication. A lot of that stuff was dashes, boots, scrambles. And sometimes people were uncovered in those plays kind of off script. And we know 2 is big on rolling out to his -- his left, lefty, very different. A lot of people in the league are flat right teams, defensive left. He's a flat right, our defensive right because he's a lefty. So just guys uncovering, extended play. So I don't think it was miscommunication at all. He just found -- he's very accurate. He found a little void there and dotted it in. So we've got to look back on tape and review it. But it wasn't any type of miscommunication.

**Q: Do you think this trip to Arizona could be a good think?**

A: I think it could be great. It's great for team bonding. It's great to get away from you guys a little bit. I know you guys are coming or whatnot. But it's good. It's good to get away. I mean, we're in Tucson. So I don't know what's going on in Tucson. But we'll be out by the mountains or whatever and looking over at Mexico. And we'll be hanging out and get over this and get ready to go to LA. LA played really good today. I saw the score. So be a great challenge. But the team's I've been on the past, this has been very beneficial. I'm sure Joe spoke on that. And that's why we're doing it, to get away from the noise a little bit. Kind of in training camp we don't really go away. Training camp is really different. So this is an ability to free up our schedules and go watch the tape together, go do some bonding activities and go be tighter as a team because down the stretch, it really doesn't matter how much you care about each other. Those little things do play a difference in building team unit.



**Q: Is it hard to say here we are early December and we still have to work on team bonding and community? I mean, you guys have been together since July.**

A: Yeah. I mean, but -- it's football, had a lot of injuries, a lot of new guys in there. The secondary today was completely different from the secondary three weeks ago. We had Aaron Robinson played no perimeter corner for us for all of camp and now he's out here starting at perimeter corner. Jaron Williams is starting at the nickel. He hasn't played with us very much. I move around a little bit today, played some nickel, which has been very different. Julian who has been our nickel was back at safety today. So we need team unity, we need team bonding. We have four guys playing four different positions just in our secondary alone. So it's been like that, a lot of moving parts this year. But that's football. There's injuries in football. Every team deals with it. We've got a lot of guys on the trip. A lot of these practice players, these guys bust their butt every single day don't get to come to the road games, don't get to be a part of that experience. They get to be with us, travel with us and they get to see, these young guys get to see what it's like to be a pro on the road and how you've got to pack it and go play in visiting stadiums. So it's a good bonding experience for the youth of the team. And I think it's very important.

**Q: Logan, obviously you didn't have Daniel. And then we got word in here -- I don't know if you've heard yet, so I apologize for springing it on you -- that Mike Glennon has a concussion. So you go into potentially this week having Jake who wasn't on your team last week as your starting quarterback. In your experience, in this league or even earlier than that, have you ever seen something like this where, you know --**

A: Yeah. I was part of the whole Brady to Garoppolo to Bruceff thing where we had our third string in there and found a way to win games. Look, I don't know if you guys saw my high school quarterback tape, but I'm going to put it out there, emergency. A lot like Tua, a lefty. I can throw 2 yard passes to the left. I'm accurate. I'm smart. I'm going to put it out there. But, look, we're going to do what we've got to do. Had no idea on the injury situation. Not going to speak on it. But we're prepared to play some good defense, go get some turnovers, go score some points, support whoever's back there and get ready to have some fun on this trip and find a way to win on the west coast. I was a four star recruit. Dan remembers. You can check it out, man.

# NOTEBOOKS & CLIPS



## Giants Notebook

---

By Michael Eisen  
December 6, 2021

---

The Giants' quarterback drama continues to play out with unexpected plot twists.

Today's developments included Daniel Jones' latest examination, Mike Glennon's first full day in the NFL concussion protocol, Jake Fromm's likely elevation to first-team quarterback when the team practices on Wednesday — at the University of Arizona, their headquarters for the week — and quarterbacks coach Jerry Schuplinski's positive test for COVID-19.

Backup offensive lineman Wes Martin also tested positive for COVID.

If Fromm starts Sunday in Los Angeles against the Chargers, it will be his first action in an NFL regular-season game. The Giants also have quarterback Brian Lewerke on their practice squad.

Jones was inactive for the Giants' 20-9 loss yesterday in Miami because of the neck injury he suffered last week against Philadelphia.

"We have some variables this week obviously in terms of Daniel's seeing some doctors today, receiving some different opinions and diagnosis and things of that nature," coach Joe Judge said. "When we find out more information on him, that'll give us a better idea going through this week."

Jones was replaced in the lineup by Glennon, completed 23 of 44 passes. After the game, the Giants announced that Glennon sustained a concussion. On Oct. 10, Jones suffered a concussion in a game in Dallas. He cleared the league's protocol and played the following week vs. the Rams.

"In terms of Mike, obviously he's in the protocol," Judge said. "The optimistic view would be to have him ready for the game on Sunday. We'll see where that goes."

When Jones' availability became questionable last week, the Giants signed Fromm off the Buffalo Bills practice squad. Fromm was the Bills' 2020 fifth-round draft choice from Georgia, where he started 42 games, completed 63.2% of his passes for 8,224 yards, 78 touchdowns and 18 interceptions. Fromm also rushed for 402 yards and scored three touchdowns on 134 carries.

Lewerke, who played at Michigan State, joined the Giants

on Aug. 16 and has spent the entire season on the practice squad. He threw 19 preseason passes for the Giants.

"We'll get Jake and Brian ready for the game based on whatever we may have to do," Judge said.

Schuplinski would be integral in preparing both the quarterbacks and the offensive game plan, but he can't attend meetings in person until he has two negative COVID tests 24 hours apart.

"As far as Jerry, it'll be a little limiting on the field," Judge said. "In terms of the meetings, we've done this before as far as the virtual meetings and staying plugged in. That's both with the game planning and with the coaching staff as well as staying connected through the meetings and installs with the players. We'll continue on the same path. We've worked in the past with that. We'll make any adjustments we have to throughout the week based on any new information we receive."

Since neither Jones nor Glennon is expected to be cleared to participate in Wednesday's practice, that will be Fromm's first substantial opportunity to show what he can do.

"The plan right now is for Jake to go ahead and continue in his role," Judge said. "We have a lot of contingencies whether it's the COVID contingency or the uncertainty in terms of the quarterbacks. Look, Brian Lewerke is working as well. I think COVID adds another element to it as well that we've got to prepare, to be honest. We're talking internally about a lot of options right now personnel-wise, scheme it up, to see what we can do to address it and make sure we're building in depth for a multitude of reasons."

If Fromm does play, he will do so just 11 days after his first Giants practice.

"When you get a guy on a short-term basis, including last week, a quick turnaround for a guy like Jake, the biggest thing you want to do is just make sure that he has a grasp on what he would have to run within the game," Judge said. "While when you go from Daniel to Mike, you want to push and stay as close to the offense as you possibly can, and you expect them to go out there and execute the game plan. For a guy who's only been here in your system for a couple days, you've got to go ahead and select more of the menu of what he can go ahead operate in and that's not always limiting based on his ability. It's just based on being new in a scheme and system.

"What's he comfortable with going out there and playing

aggressively and making the right decisions within? At this point, you really want to go ahead and let him continue to improve on it. He's an intelligent guy. He's demonstrated that already. He's got very good poise out there and he has a very good presence. One of the things that's very impressive about this guy is you talk to former teammates of his like we did before he got in here, most of those Georgia guys and every single one of them lit up and said, 'We'd absolutely love to have that guy on the team. He's got a very good presence. He's a good teammate. He's got leadership qualities about him.' He had a lot of things you would hear someone say at a banquet about him. He's got a lot of intangibles. In terms of him as a player, he's shown at practice a good competitiveness and the ability to go out there and handle some different situations."

\*The Giants today signed defensive back Natrell Jamerson to their roster. Jamerson, 5-11 and 201 pounds, played in 21 regular-season games for Houston, Green Bay and Carolina from 2018-20. He was credited with six tackles (five solo) and a pass defended.

Jamerson was on the Jets' practice squad from Oct. 6-28 and Nov. 2-25.

Jamerson was a 2018 fifth-round draft, No. 164 overall, by the New Orleans Saints from the University of Wisconsin.

# Giants' Xavier McKinney emerging as one of NFL's top safeties

By Tom Rock  
Newsday  
December 4, 2021

Julian Love said earlier this season he would dye half of his hair blond to match Xavier McKinney's black-and-white cookie 'do if his teammate made the Pro Bowl.

At the time, it seemed like a safe statement to make. He probably should start thinking about making a barber appointment now, though.

McKinney is quickly emerging as not just one of the key pieces in a surging Giants defense but one of the top playmaking safeties in the NFL. No one who plays his position has more than his five interceptions, and no other NFC safety has more than three.

That he has played only 17 games in the pros, essentially a rookie season's worth, and is producing at such a high level is catching the eyes of many around the league.

The Giants? They knew he had it in him all along.

"Zay is a very, very intelligent player," Joe Judge said of the second-round pick from a year ago. "Very intelligent. He's a guy that when you evaluated him coming out of college [at Alabama], you saw him all over the field making plays, blitzing, playing the deep part of the field, matching up in man. He's got a really, really big skill set. For us, we can use him in a lot of different ways."

The way they have been doing it mostly has been as a centerfielder.

"At this point, the most effective thing we can do with him for the betterment of the defense is playing a lot of the deep part of the field," Judge said. "You've got to have someone back there who has the range and ability to play the deep part of the field sideline to sideline, but then also someone who has the awareness and instincts to get there and get a good jump on [the ball]. The reality is that the arms of the quarterbacks in this league are better than the feet of the guys tracking them down, so you've got to make sure you get a good jump on it, take the right angles and have the ball skills to finish."

That would be McKinney.

"I'm trying to be a game-changer for my team so we're able to win games," he said after his interception of former college teammate Jalen Hurts helped the Giants beat

the Eagles last Sunday. "That's been my biggest thing, just trusting what I see and going and getting it."

Just his presence has been helpful to the rest of the defense.

"It gives us more confidence as DBs knowing that we've got playmakers behind us that are going to go back there and make plays any time a quarterback attempts to throw it deep on us," cornerback James Bradberry said.

Whether any of this will lead to a Pro Bowl nod is too early to tell. Fan voting recently began and the coaches and players won't vote until closer to the end of the regular season. That gives McKinney more time to keep making the kind of impact plays that tend to get noticed when folks around the league start filling in their ballots.

And time for them to catch up to what the Giants already know about their young safety.

"Zay, he's a superstar who's only going to get better," Saquon Barkley said.

It's easy for him to espouse that sentiment. He doesn't have half a head of blond hair riding on the outcome. But even Love echoes the idea.

"Xavier is a rising superstar in this league without a doubt," Love said. "I think attention should be shown his way, for sure."

In the event that it is, Love was asked how he thinks he'll look with McKinney's two-tone hair.

"Probably better than him, honestly," he said, laughing. "Hopefully he gets it done."

Notes & quotes: S Logan Ryan was activated off COVID/reserve on Tuesday at the expense of another defensive back. Second-year CB Darnay Holmes was placed on injured reserve with a rib injury suffered on his return of an interception last Sunday. His designation leaves the Giants thin at cornerback with starter Adoree' Jackson suffering a knee injury Sunday that knocked him out of the game (although he remains on the active roster). Ryan, a defensive captain, missed two games after testing positive for COVID-19.

# 'Obviously, I want to be great': Inside Xavier McKinney's Giants quest to be the best

By Art Stapleton  
The Record  
December 3, 2021

MIAMI GARDENS, Fla. - Tua Tagovailoa made sure Xavier McKinney was not forgotten.

The post-game news conference at the 2018 Orange Bowl had reached the 10-minute mark of questions for Nick Saban, Tagovailoa and Josh Jacobs, so the moderator excused the victorious Alabama contingent from their media obligations.

"Yeah, guys - Xavier McKinney is here, too," Tagovailoa said, essentially refusing to leave the dais before the assembled reporters gave the game's Defensive MVP his due.

McKinney has seemingly not had to beg for respect ever since, although that has not stopped the Giants' emerging star from earning it, including against those who know him best.

Last week, McKinney was the best player on the field against former Alabama teammates Jalen Hurts and DeVonta Smith of the Eagles.

And this Sunday, in the same building from that Orange Bowl moment three years ago, McKinney and Tagovailoa will cross paths for the first time as pros when the Giants meet the Dolphins at Hard Rock Stadium.

"It's fun, obviously, playing against my old teammates, but they ain't teammates no more," McKinney said. "Those are my opponents and I treat 'em as such. I don't play fair. I'm trying to win the game, just how they are. So, I don't expect to make it easy for me, I'm not going to make it easy for them."

The sky's the limit  
Giants defensive backs coach Jerome Henderson was asked Thursday morning a simple question: how high is McKinney's ceiling as a playmaker?

That's when Henderson looked to the sky and laughed.

"Very high. Very high, obviously," Henderson said with a smile. "We were glad to be able to draft him where we got him. We thought we got a really good player there, and we're seeing that now."

The 22-year-old McKinney is controlling the back end of the Giants' defense, which dominated Hurts and the Eagles in a

13-7 victory last Sunday.

Giants coach Joe Judge raved about McKinney's skill set, touting his tenacity close to the line of scrimmage. He can cover man and has the ability to play underneath as a robber while manning the Giants' star position on the interior.

McKinney also tied a career high with eight tackles against the Eagles and is now Pro Football Focus' 12th-ranked safety with an overall grade of 76.7.

But McKinney has taken his game to another level playing center field, putting his athleticism and even more so his intellect on the big stage for all to see.

It's been that way for McKinney since his youth football days when John Ford, ultimately his head coach at Roswell High School, first saw the player who would help him turn the program into a State championship contender.

"He's such an instinctive player," said Ford, now the coach at Effingham County High School outside Savannah, Ga. "It just seems like he operates at a different speed than everybody else. He sees things that other people don't see. He just has a special football IQ."

Ford recalled the time when, against powerhouse Grayson in the State semifinals, McKinney single-handedly turned the game in Roswell's favor.

Grayson lined up in a gadget formation, looking to take advantage of disguise and a bit of deception by hiding an eligible receiver within the offensive set.

"It wasn't anything Grayson had put on tape in 14 games. It wasn't anything that we had seen or practiced for. And somehow, Xavier just saw something," Ford said. "They had a hidden tight end that was uncovered, he was an eligible receiver but was in a sneaky spot in the formation, and just out of nowhere, he reads the play instinctively - we tried to call timeout, but couldn't get in - and intercepts the pass. We go on and win the game because of that play."

Years later, when Ford met up with then-Grayson coach Mickey Conn, now an assistant at Clemson, the topic quickly turned to their 2015 playoff encounter.

"Mickey comes up and says to me, 'Coach, that play, I gotta ask you, how did y'all know?'" Ford recalled. "I said, 'Buddy, I wish I could tell you that it was something we were ready for - but that was Xavier McKinney being one of the best players in America. That's all that was.'"



At 6-foot and 201 pounds, McKinney is fluid in coverage. He can go sideline-to-sideline and roam the open field as a legitimate chess piece, which is what he did in becoming a star at Alabama and eventual second-round pick of the Giants.

The most impactful player on the Giants' defense right now is McKinney, whose presence allows defensive coordinator Patrick Graham to do things coverage-wise that lead quarterbacks to the talented playmaker on the back end.

McKinney said after practice Friday that, in their three years together at Alabama, he only intercepted Tagovailoa once in practice. When they were drafted, McKinney joked that, if and when he picks off Tagovailoa in the NFL, he'll sign the football and mail it back to his close friend.

The Giants can only hope that happens Sunday as they seek to win two games in a row for the first time this year. An upset victory over the Dolphins would keep their chances at staying in the mix for the seventh and final wild card spot in the NFC alive.

"I know what I'm chasing," McKinney said. "Obviously, I want to be great. That's why I come out here and play the game that I play today. That's why I do what I do. I want to be great; there's no question about it."

# Giants' Logan Ryan details how he spent his stint on COVID-19 list

By Paul Schwartz  
New York Post  
December 2, 2021

Logan Ryan had this plan.

He was going to put on his full Giants uniform, drive over to MetLife Stadium, hop out of his car and run onto the field just before kickoff for Sunday's game against the Eagles.

That did not happen.

Ryan was on the Reserve/COVID-19 list and needed two negative tests within a 48-hour period to get cleared. He actually had his second negative test, but the result came in too close to game time.

"The NFL doesn't allow it based on protocols and stuff like that," Ryan said Wednesday.

He is back. After missing two games, he will play this weekend in Miami. It was an excruciating wait for Ryan, who watched from his New Jersey home as the Giants lost to the Buccaneers in Tampa and, six days later, came home and beat the Eagles. That was a strange experience, as Ryan's family went to the game at MetLife and he stayed behind, by himself, to watch his team on television.

"It was very weird," Ryan said. "It was very weird that everyone was going to the game and I was staying at home. It just was very weird and different, but the guys stepped up. The guys played great, held it down for me. Very encouraging. We've got a lot of young guys on our team, on our defense especially, that have just grown up."

Ryan said his case of COVID-19 was "pretty mild." His symptoms included sinus congestion, headaches and body aches that lasted a few days.

"I was doing everything I could holistically, not what Aaron Rodgers was doing, but I was taking vitamins and drinking water," Ryan said, taking a jab at the Packers' "immunized" quarterback.

As far as keeping himself in game shape, well, Ryan had to improvise. He bounced on a trampoline with his kids, he said, for two hours a day. He tossed his kids in the air. He practiced "tackling" his kids.

"Fortunately, I recovered pretty quickly and I'm back here to get my wind back and back with the guys and I'm very

excited to be back," he said.

Ryan last week saw Xavier McKinney come away with his fifth interception of the season and Julian Love, starting in Ryan's place, come up with a key fumble recovery. He liked what he saw. He also came to realize what he needs to give to his younger teammates, a lesson he says he learned from watching them in action.

"I just saw what my role was when I was out — to bring energy, to be a contagious leader, being infectious and be resilient and to keep leading the guys play in and play out," Ryan said. "Whether I play perfect or not, the guys need my leadership, the guys need me there. It's not about a missed tackle or not, it's about how you respond the next play because the game wasn't perfect, but our guys found a way to make the plays in the end. I felt like I kind of felt my role and what it needs to be.

"That's what it's going to be going forward is the guy who's contagious in my energy and picking everyone up around me."