



BOLT UP
los angeles chargers football



GAME RELEASE



vs.



WEEK 17 | SAT. DEC. 28 | 10:00 AM PT

GAME RELEASE

213.719.6600 | Chargers.com | @Chargers

Josh.Rupprecht@Chargers.NFL.com | Jennifer.Rojas@Chargers.NFL.com
Lauren.Georgeson@Chargers.NFL.com | Brock.Anderson@Chargers.NFL.com
Leonie.Strehl@Chargers.NFL.com | Ricky.Martinez@Chargers.NFL.com



CHARGERS HEAD TO NEW ENGLAND IN WEEK 17

The Los Angeles Chargers head cross-country in Week 17, facing off with the New England Patriots. Kickoff from Gillette Stadium on Sat., Dec. 28 is at 10:00 a.m. PT. Chris Rose, Ross Tucker and Steve Wyche have the call on NFL Network, while Matt “Money” Smith, Daniel Jeremiah and Shannon Farren will broadcast on the Chargers Radio Network airwaves on ALT FM-98.7 as well as on SiriusXM 160 or 225 and on the SiriusXM app. Adrian Garcia-Marquez and Francisco Pinto will present the game in Spanish on Que Buena Los Angeles. The game can be watched locally on CBS LA (KCBS Channel 2).

Los Angeles heads to New England for second-straight season, winning 6-0 last year for the team’s first shutout since 2017. The Patriots hold a 24-15-2 advantage in the all-time series, with five of the last seven matchups having been decided by less than 10 points.

Los Angeles enters the Week 17 contest able to clinch a playoff berth with a victory, which would be the team’s first since 2022. The 2024 Chargers lead the NFL in scoring defense, allowing 18.3 points per game, and are the league’s top red zone defense, allowing touchdowns on just 44.7 percent of red zone drives. The Bolts are coming off an 11-point second half comeback win on Thursday Night Football, which featured kicker **Cameron Dicker** drilling a 57-yard fair catch free kick, believed to be the first one made since 1976.

New England’s offense features running back Rhamondre Stevenson, who leads the team with 800 rushing yards and seven touchdowns. Tight end Hunter Henry paces the team in the receiving game, with 66 catches for 674 yards. Rookie quarterback Drake Maye has 14 touchdowns and 2,159 yards on the season.

The Bolts close out the regular season at Las Vegas in Week 18. The date and time of the season finale are TBD.

BY THE NUMBERS

- 57** K Cameron Dicker accomplished one of football’s rarest feats in the Week 16 win over Denver — a fair catch free kick field goal. The 57-yarder is believed to be the longest fair catch free kick field goal in NFL history.
- 1** A victory on Saturday would clinch a playoff berth for the Bolts, the team’s first since 2022.
- 10** LB Daiyan Henley has reached double digit tackles in nine games this season, the most in the NFL and tied for the most in a single season by a Charger since the turn of the century (Donnie Edwards, 2003).

ON THE CALL

TELEVISION: NFL NETWORK
Play-by-play: Chris Rose
Analyst: Ross Tucker
Sideline: Steve Wyche

CHARGERS RADIO: ALT FM-98.7
Play-by-play: Matt “Money” Smith
Analyst: Daniel Jeremiah
Sideline: Shannon Farren

NATIONAL RADIO: WESTWOOD ONE
Play-by-play: Nate Gatter
Analyst: Ryan Leaf

SPANISH RADIO: QUE BUENA
Play-by-play: Adrian Garcia-Marquez
Analyst: Francisco Pinto

CHARGERS MOBILE APP: Official team news, full game stats and live press conferences are available on the Chargers mobile app. For more details, visit Chargers.com/app.

2024 CHARGERS SCHEDULE

PRESEASON (1-2)				
Wk	Date	Opponent	TV	Result
1	Sat., Aug. 10	SEATTLE	CBS LA	L, 16-3
2	Sat., Aug. 17	L.A. RAMS	CBS LA	L, 13-9
3	Sat., Aug. 24	at Dallas	CBS LA	W, 26-19

REGULAR SEASON (9-6)				
Wk	Date	Opponent	TV	Time*/Res.
1	Sun., Sept. 8	LAS VEGAS	CBS	W, 22-10
2	Sun., Sept. 15	at Carolina	CBS	W, 26-3
3	Sun., Sept. 22	at Pittsburgh	CBS	L, 20-10
4	Sun., Sept. 29	KANSAS CITY	CBS	L, 17-10
5	—	BYE	—	—
6	Sun., Oct. 13	at Denver	CBS	W, 23-16
7	Mon., Oct. 21	at Arizona	ESPN+	L, 17-15
8	Sun., Oct. 27	NEW ORLEANS	FOX	W, 26-8
9	Sun., Nov. 3	at Cleveland	CBS	W, 27-10
10	Sun., Nov. 10	TENNESSEE	FOX	W, 27-17
11	Sun., Nov. 17	CINCINNATI	NBC	W, 34-27
12	Mon., Nov. 25	BALTIMORE	ESPN	L, 30-23
13	Sun., Dec. 1	at Atlanta	CBS	W, 17-13
14	Sun., Dec. 8	at Kansas City	NBC	L, 19-17
15	Sun., Dec. 15	TAMPA BAY	FOX	L, 40-17
16	Thurs., Dec. 19	DENVER	PRIME	W, 34-27
17	Sat., Dec. 28	at New England	NFLN	10:00 a.m.
18	TBD	at Las Vegas	TBD	TBD

**All Times Pacific*
HOME GAMES IN CAPS

2024 AFC WEST STANDINGS

Team	W	L	T	Pct.	PF	PA
Kansas City	14	1	0	.933	356	278
L.A. Chargers	9	6	0	.600	328	274
Denver	9	6	0	.600	363	281
Las Vegas	3	12	0	.200	264	390

RELEASE INDEX

Content	Page	Content	Page
The 2024 Schedule	2	Joey Bosa Notes	27
Patriots Series History . . .	3	Tuli Tuipulotu Notes	29
The Matchup	4	Daiyan Henley Notes	30
Connections	6	Cameron Dicker Notes . .	31
Assistant Coaches	7	Other Player Notes	33
Team Notes	8	Career Stats vs. Patriots . .	35
Justin Herbert Notes	11	2024 Stats	39
J.K. Dobbins Notes	20	Game Summaries	41
Ladd McConkey Notes . . .	22	Rosters & Transactions . .	49
Derwin James Jr. Notes . .	23	Media Information	58
Khalil Mack Notes	24		

BREAKING DOWN THE 2024 SCHEDULE

SERIES BREAKDOWN	2024 RECORD	NOTES
 ALL-TIME: 59-68-2 HOME: 31-33-1 AWAY: 28-35-1 LAST: W, 22-10 — 2024 vs. Raiders	OVERALL: 3-12-0 HOME: 2-5-0 AWAY: 1-7-0 STANDING: 4th AFC West	The Chargers have won 15 of the past 21 home contests against the Raiders and defeated the Raiders in 12 of the last 20 road games. Los Angeles beat the Raiders at SoFi Stadium last season behind Khalil Mack's single-game franchise-record six sacks.
 ALL-TIME: 2-6-0 HOME: 0-4-0 AWAY: 2-2-0 LAST: W, 26-3 — 2024 at Panthers	OVERALL: 4-11-0 HOME: 3-6-0 AWAY: 1-5-0 STANDING: 4th NFC South	Los Angeles heads to Carolina to play the Panthers for just the fourth time in history and first since 2016. In the last matchup, a home game against Carolina in 2020, Justin Herbert made his second career start and threw for 330 yards, becoming the third player in NFL history to top 300 passing yards in each of his first two career starts.
 ALL-TIME: 9-24-0 HOME: 7-9-0 AWAY: 2-15-0 LAST: L, 20-10 — 2024 at Steelers	OVERALL: 10-5-0 HOME: 5-1-0 AWAY: 5-4-0 STANDING: 1st AFC North	The Bolts have won three of the last five bouts in the series, including the 2021 <i>Sunday Night Football</i> come-from-behind victory at home by four points where Justin Herbert become the first player in NFL history to throw for 350 yards and run for 90 in the same game.
 ALL-TIME: 57-71-1 HOME: 31-32-1 AWAY: 26-39-0 LAST: L, 19-17 — 2024 at Chiefs	OVERALL: 14-1-0 HOME: 8-0-0 AWAY: 6-1-0 STANDING: 1st AFC West	The Chargers have an all-time regular-season home record against the Chiefs of 31-31-1, with the last five matchups being decided by one score. The Chargers have won two of the last four road games against the Chiefs, including back-to-back wins in 2020 and 2021.
 ALL-TIME: 57-72-1 HOME: 38-27-0 AWAY: 19-45-1 LAST: W, 34-27 — 2024 vs. Broncos	OVERALL: 9-6-0 HOME: 5-2-0 AWAY: 4-4-0 STANDING: 3rd AFC West	The Bolts hold a 37-27 regular-season home record against the Broncos. In the 2022 home game on <i>Monday Night Football</i> , Los Angeles beat Denver in overtime, 19-16. 11 of the last 14 matchups in the Mile High City have been decided by one score, including six of them by less than seven points.
 ALL-TIME: 11-5-0 HOME: 7-1-0 AWAY: 4-4-0 LAST: L, 17-15 — 2024 at Cardinals	OVERALL: 7-8-0 HOME: 5-3-0 AWAY: 2-5-0 STANDING: 3rd NFC West	The Chargers hold a 11-4 (.733) all-time advantage against Arizona. Los Angeles has won five of the last six games, including a 25-24 come-from-behind victory in 2022. The Week 7 matchup marks the third-ever Monday night contest between the teams and the first since 2014.
 ALL-TIME: 8-6-0 HOME: 4-3-0 AWAY: 4-3-0 LAST: W, 26-8 — 2024 vs. Saints	OVERALL: 5-10-0 HOME: 3-5-0 AWAY: 2-5-0 STANDING: 3rd NFC South	The Chargers face the Saints for the 14th time in history, boasting a 7-6 all-time advantage. Typically high-scoring affairs, Los Angeles has eclipsed 25 points in five of the last six games. The late October matchup is the first home game for the Chargers between the teams since 2016.
 ALL-TIME: 20-9-1 HOME: 9-4-0 AWAY: 11-5-1 LAST: W, 27-10 — 2024 at Browns	OVERALL: 3-12-0 HOME: 2-5-0 AWAY: 1-7-0 STANDING: 4th AFC North	Winners of 14 of the last 18 matchups with Cleveland, the Chargers hold a 19-9-1 advantage in the regular-season series against the Browns. Los Angeles won the last matchup in Cleveland in 2022, 30-28, and is undefeated in all 14 games in the series when scoring 25 points.
 ALL-TIME: 29-16-1 HOME: 20-3-1 AWAY: 9-13-0 LAST: W, 27-17 — 2024 vs. Titans	OVERALL: 3-12-0 HOME: 1-6-0 AWAY: 2-6-0 STANDING: 4th AFC South	The Chargers are 28-16-1 (0.636) against the former AFL West rival. Los Angeles has won 11 of the past 14 games overall, eight straight as the home team. In the eight-straight home wins, the Bolts average 30.8 points and 401.3 net yards per game.
 ALL-TIME: 22-14-0 HOME: 11-7-0 AWAY: 11-7-0 LAST: W, 34-27 — 2024 vs. Bengals	OVERALL: 7-8-0 HOME: 2-5-0 AWAY: 5-3-0 STANDING: 3rd AFC North	The game will be the first home matchup for the Chargers against the Bengals since a 26-21 victory in 2018. The Bolts have won three-straight games against Cincinnati, including a 19-point victory in 2021 that saw Justin Herbert throw for 317 yards and three touchdowns, registering a 118.4 passer rating.
 ALL-TIME: 5-10-0 HOME: 4-6-0 AWAY: 1-4-0 LAST: L, 30-23 — 2024 vs. Ravens	OVERALL: 10-5-0 HOME: 5-2-0 AWAY: 5-3-0 STANDING: 2nd AFC North	The Chargers host the Ravens for the second-straight season, this time featuring brothers at the helm — Los Angeles Head Coach Jim Harbaugh and Baltimore Head Coach John Harbaugh. Last year, the Chargers and Ravens were also on primetime, squaring off on <i>Sunday Night Football</i> .
 ALL-TIME: 5-8-0 HOME: 1-6-0 AWAY: 4-2-0 LAST: W, 17-13 — 2024 at Falcons	OVERALL: 8-7-0 HOME: 4-4-0 AWAY: 4-3-0 STANDING: 1st NFC South	The Bolts have won each of the past three matchups against Atlanta by three points, including one in 2022 that saw Cameron Dicker make a game-winning kick as time expired, earning him AFC Special Teams Player of the Week honors. Nine of the 12 games in series history were decided by one score.
 ALL-TIME: 8-5-0 HOME: 3-3-0 AWAY: 5-2-0 LAST: L, 40-17 — 2024 vs. Buccaneers	OVERALL: 8-7-0 HOME: 3-4-0 AWAY: 5-3-0 STANDING: 2nd NFC South	With a regular-season record of 8-4 (.667) against the Buccaneers, the Bolts host Tampa Bay for the first time since 2016. Four of the past six games between the teams have been decided by one score. In the all-time series, the Chargers are 5-1 when scoring 25-plus points.
 ALL-TIME: 15-24-2 HOME: 6-12-1 AWAY: 10-12-1 LAST: W, 6-0 — 2023 at Patriots	OVERALL: 3-12-0 HOME: 1-5-0 AWAY: 2-7-0 STANDING: 4th AFC East	Los Angeles heads to New England for second-straight season, winning 6-0 last year for the team's first shutout since 2017. The Patriots hold a 24-15-2 advantage in the all-time series, with five of the last seven matchups having been decided by less than 10 points.

CHARGERS-PATRIOTS SERIES HISTORY

SERIES BREAKDOWN

All-Time Series Record	16-27-2 (.378)
Regular Season Series Record	15-24-2 (.390)
Chargers All-Time at Patriots	9-14-1 (.396)
Current Streak	W, One (1) game
Last Meeting	Dec. 3, 2023 — W, 6-0
Longest Chargers Win Streak	Four (4) games (1968-70)
Longest Patriots Win Streak	10 games (1973-2001)
Head Coach Jim Harbaugh vs. Patriots	1-0 (1.000)
Harbaugh All-Time vs. Patriots*	3-5 (.375)
Most Career GP vs. Patriots	LS Josh Harris/OLB Khalil Mack (5)
*Including years as a player	

TEAM SUPERLATIVES AGAINST PATRIOTS

Most Points Scored	51 — Jan. 5, 1964 vs. Bos*
Fewest Points Allowed	0 — Last: Dec. 3, 2023 at N.E.
Average Points Scored	20.0
Average Points Allowed	23.8
Most Points (Combined)	69 — Jan. 13, 2019 at N.E.
Fewest Points (Combined)	6 — Dec. 3, 2023 at N.E.
Largest Margin of Victory	41 — Jan. 5, 1964 vs. Bos*
Most Total Net Yards	610 — Jan. 5, 1964 vs. Bos*
Fewest Total Net Yards Allowed	178 — Oct. 17, 1965 at Bos.*
Most First Downs	29 — Sept. 18, 2011 at N.E.
Fewest First Downs Allowed	7 — Oct. 17, 1965 vs. Bos.
Most Net Passing Yards	372 — Sept. 18, 2011 at N.E.
Fewest Net Passing Yards Allowed	69 — Oct. 16, 1977 vs. N.E.
Most Rushing Yards	318 — Jan. 5, 1964 vs. Bos*
Fewest Rushing Yards Allowed	29 — Oct. 14, 2001 at N.E.
Most Takeaways	5 — Last: Dec. 12, 1973 at N.E.
Fewest Giveaways	0 — Last: Dec. 3, 2023 at N.E.

MOST RECENT SINGLE-GAME HIGHS

Category	Date	Opp./Loc.	Player	No.
Completions	Oct. 24, 2010	vs. N.E.	P.Rivers	34
Comp. Pct.*	Oct. 2, 2005	at N.E.	D.Brees	79.2
Passing Yards	Nov. 18, 2011	at N.E.	P.Rivers	378
Passing TDs	Jan. 13, 2019	at N.E.	P.Rivers	3
Passer Rating*	Oct. 12, 2008	vs. N.E.	P.Rivers	141.9
Rushing Yards	Sept. 29, 2002	vs. N.E.	L.Tomlinson	217
Rushing TDs	Jan. 14, 2007	vs. N.E.	L.Tomlinson	2
Receptions	Nov. 10, 1963	at Bos.^	L.Alworth	13
Receiving Yards	Nov. 10, 1963	at Bos.^	L.Alworth	210
Receiving TDs	Sept. 18, 2011	at N.E.	V.Jackson	2
Scrim. Yards	Jan. 5, 1964	vs. Bos.^	K.Lincoln	329
Scrim. TDs	Jan. 14, 2007	vs. N.E.	L.Tomlinson	2
Tackles	Dec. 6, 2020	vs. N.E.	K.Murray Jr.	14
Sacks	Dec. 3, 2023	at N.E.	K.Mack	2.0
Interceptions	Nov. 20, 1994	at N.E.	D.Gordon	2
FGs Made	Jan. 20, 2008	at N.E.	N.Kaeding	4
Net Punt Avg.**	Aug. 31, 1997	at N.E.	D.Bennett	52.1

*Min. 20 Pass Attempts

**Min. Three Punts

^Boston Patriots (1960-70)

ALL-TIME GAMES AGAINST PATRIOTS

Date	Opponent	Result	Venue
Oct. 8, 1960	vs. Boston	L, 35-0	L.A. Memorial Coliseum
Oct. 28, 1960	at Boston	W, 45-16	Nickerson Field
Oct. 7, 1961	at Boston	W, 38-27	Nickerson Field
Dec. 17, 1961	vs. Boston	L, 41-0	Balboa Stadium
Oct. 19, 1962	at Boston	L, 24-20	Nickerson Field
Dec. 9, 1962	vs. Boston	L, 20-14	Balboa Stadium
Sept. 14, 1963	vs. Boston	W, 17-13	Balboa Stadium
Nov. 10, 1963	at Boston	W, 7-6	Fenway Park
Jan. 5, 1964	vs. Boston*	W, 51-10	Balboa Stadium
Sept. 20, 1964	vs. Boston	L, 33-28	Balboa Stadium
Oct. 9, 1964	at Boston	W, 26-17	Fenway Park
Oct. 17, 1965	at Boston^	T, 13-13	Fenway Park
Oct. 31, 1965	vs. Boston	L, 22-6	Balboa Stadium
Sept. 10, 1966	vs. Boston	W, 24-0	Balboa Stadium
Oct. 23, 1966	at Boston	L, 35-17	Fenway Park
Sept. 9, 1967	vs. Boston	W, 28-14	San Diego Stadium
Oct. 8, 1967	vs. Boston^	T, 31-31	San Diego Stadium
Nov. 10, 1968	at Boston	W, 27-17	Fenway Park
Oct. 19, 1969	at Boston	W, 13-10	Alumni Stadium
Dec. 7, 1969	vs. Boston	W, 28-18	San Diego Stadium
Nov. 15, 1970	at Boston	W, 16-14	Harvard Stadium
Dec. 2, 1973	at New England	L, 30-14	Schaefer Stadium
Nov. 9, 1975	vs. New England	L, 33-19	San Diego Stadium
Oct. 16, 1977	vs. New England	L, 24-20	San Diego Stadium
Oct. 1, 1978	at New England	L, 28-23	Schaefer Stadium
Sept. 23, 1979	at New England	L, 27-21	Schaefer Stadium
Oct. 16, 1983	at New England	L, 37-21	Sullivan Stadium
Nov. 20, 1994	at New England	L, 23-17	Foxboro Stadium
Dec. 1, 1996	vs. New England	L, 45-7	Jack Murphy Stadium
Aug. 31, 1997	at New England	L, 41-7	Foxboro Stadium
Oct. 14, 2001	at New England	L, 29-26 (OT)	Foxboro Stadium
Sept. 29, 2002	vs. New England	W, 21-14	Qualcomm Stadium
Oct. 2, 2005	at New England	W, 41-17	Gillette Stadium
Jan. 14, 2007	vs. N. England**	L, 24-21	Qualcomm Stadium
Sept. 16, 2007	at New England	L, 38-14	Gillette Stadium
Jan. 20, 2008	at N. England***	L, 21-12	Gillette Stadium
Oct. 12, 2008	vs. New England	W, 30-10	Qualcomm Stadium
Oct. 24, 2010	vs. New England	L, 23-20	Qualcomm Stadium
Sept. 18, 2011	at New England	L, 35-21	Gillette Stadium
Dec. 7, 2014	vs. New England	L, 23-14	Qualcomm Stadium
Oct. 29, 2017	at New England	L, 21-13	Gillette Stadium
Jan. 13, 2019	at New England**	L, 41-28	Gillette Stadium
Dec. 6, 2020	vs. New England	L, 45-0	SoFi Stadium
Oct. 31, 2021	vs. New England	L, 27-24	SoFi Stadium
Dec. 3, 2023	at New England	W, 6-0	Gillette Stadium

*Ties were not counted in winning percentage until the 1972 season.

Ties prior to 1972 are not calculated into the series winning percentage.

*AFL Championship

**AFC Divisional

***AFC Championship

THE MATCHUP

AT THE HELM



JIM HARBAUGH

Chargers Head Coach

Overall Record: 58-28-1 (.672)
Reg. Season Record: 53-25-1 (.677)
Postseason Record: 10-7 (.588)
Record vs. N.E.: 1-0 (1.00)
Road Record (Reg.): 25-14 (.641)

Hometown: Toledo, Oh.
College: Michigan '87

Harbaugh brings with him a winning culture, posting a 144-52 record as a collegiate head coach and a 49-22-1 record as an NFL head coach. In four years, he led the San Francisco 49ers to three-straight NFC Championship Games, including an appearance in Super Bowl XLVII.

With a keen eye for talent and an ability to develop players, Harbaugh coached nine eventual first-round selections over his nine-season tenure at Michigan (2015-23). Over the course of his four seasons (2011-14) with San Francisco, Harbaugh coached 17 players to a combined 30 Pro Bowl selections — the second-most Pro Bowlers in the NFL in that time. Eight of those players were also recognized as first-team All-Pro selections from *The Associated Press*, including linebackers Patrick Willis (twice) and NaVorro Bowman (three times).

Prior to being a head coach in the NFL, Harbaugh spent four years at the helm at Stanford University (2007-10) and three at the University of San Diego (2004-06). He turned around a Stanford program that went 1-11 in 2006 and led the Cardinal to 29 wins over his four seasons in Palo Alto, Calif., including a 12-win season that culminated in an Orange Bowl victory in 2010. Harbaugh broke into the head coaching ranks at San Diego, leading the Toreros to a 29-6 record in three years.

Harbaugh played quarterback at the University of Michigan, finishing his career as one of the most efficient passers in college football history. He posted a 21-3-1 record as a starter for the Wolverines, earning first-team All-American honors and finishing third in voting for the Heisman Trophy in 1986. Harbaugh paced the nation in 1985 in passing efficiency rating, while his career passing efficiency rating ranked as the best in NCAA history for more than 12 years following his time at Michigan.



JEROD MAYO

Patriots Head Coach

Overall Record: 3-12 (.200)
Reg. Season Record: 3-12 (.200)
Postseason Record: 0-0 (.529)
Record vs. LAC: 0-0 (.000)
Home Record (Reg.): 1-5 (.167)

Hometown: Hampton, Va.
College: Tennessee ('08)

Jerod Mayo was introduced by Patriots Chairman and CEO Robert Kraft as the 15th head coach in franchise history in a press conference held at Gillette Stadium on Jan. 17, 2024.

Mayo was drafted by the Patriots in the first round (10th overall) of the 2008 draft out of Tennessee and spent his entire NFL career in New England before retiring following the 2015 season. Mayo played linebacker and appeared in 103 games during his career, racking up 905 total tackles. He was named captain for seven consecutive seasons (2009-15) and is a 2014 Super Bowl Champion. Mayo made the Pro Bowl after the 2010 and 2012 seasons after leading the league in tackles each season. In 2010, he earned Associated Press first-team All-Pro honors. He led the Patriots in total tackles in each of his first five seasons and became just the second Patriots player to win the Associated Press Defensive Rookie of the Year award.

Mayo becomes the fourth person to be named head coach after playing for the previous coach (Bill Belichick) with the same team since the 1970 merger. The others are Mike Tice of Minnesota (under Dennis Green), Jack Pardee of Washington (under George Allen) and Bart Starr of Green Bay (under Dan Devine).

Mayo spent four seasons at Tennessee, starting in 26 of 32 games and recorded 236 total tackles, 6½ sacks and an interception that he returned 34 yards for a touchdown. He served as a co-captain as a senior in 2007 and was an All-American second-team choice and consensus All-Southeastern Conference first-team selection.

Jerod Mayo was born Feb. 23, 1986, in Hampton, Va. His brother, Deron, joined the Patriots organization in 2018 as a strength & conditioning assistant coach. Jerod and his wife, Chantel, have three daughters, Chya, Chyanne and Chylo, and a son, Jerod Jr.

2024 REGULAR SEASON TEAM RANKINGS

9-6
2nd (AFC West)

3-12
4th (AFC East)

OFFENSE (NFL RANK)

21.9 (T-18) Points Per Game 17.3 (30th)
307.3 (24th) Net Yds. Per Game 298.3 (29th)
106.5 (23rd) Net Rushing Yds. Per Game 119.7 (14th)
200.8 (24th) Net Passing Yds. Per Game 178.5 (32nd)
5.31 (17th) Scrimmage Yds. Per Play 4.87 (28th)
3/17 Opp. Interceptions/Return Yds. 11/120
43/262 Sacks Allowed/Yds. 47/309
19/6 Fumbles/Lost 28/10
37.89% (18th) Third Down Pct. 35.75% (26th)
57.50% (14th) Red Zone TD Pct. 47.73% (31st)
29:27 (21st) Time of Possession Avg. 29:26 (23rd)
9 (2nd) Giveaways. 21 (20th)

DEFENSE (NFL RANK)

18.3 (1st) Points Per Game 24.1 (24th)
337.9 (15th) Net Yds. Per Game 342.8 (21st)
124.1 (17th) Net Rushing Yds. Per Game 130.4 (24th)
213.8 (15th) Net Passing Yds. Per Game 212.4 (12th)
5.39 (15th) Scrimmage Yds. Per Play 5.55 (19th)
14/169 Interceptions/Return Yds. 7/49
42/215 Sacks/Yds. 28/153
10/5 Opp. Fumbles/Lost 22/5
37.07% (10th) Third Down Pct. 42.08% (25th)
44.74% (1st) Red Zone TD Pct. 62.75% (T-24th)
19 (13th) Takeaways. 12 (T-28th)

+10 (T-5th) TURNOVER MARGIN -9 (27th)

SPECIAL TEAMS (NFL RANK)

46.7 (22nd) Punts-Avg. Yds. (Gross) 50.1 (2nd)
41.9 (15th) Punts-Avg. Yds. (Net) 41.4 (20th)
13.1 (4th) Punt Returns-Avg. Per. 14.3 (2nd)
9.4 (17th) Punt Returns-Avg. Per Allowed. 12.9 (26th)
28.2 (11th) Kickoff Returns-Avg. Per 25.7 (26th)
28.9 (24th) Kickoff Returns-Avg. Per Allowed. 25.2 (5th)
31/33 (T-7th) Field Goals Made/Attempted. . 23/30 (T-18th)

PENALTIES (NFL RANK)

83/624 (29th) Penalties Against/Yds. 97/797 (T-15th)

THE MATCHUP

WITHIN STRIKING DISTANCE

OLB Joey Bosa

- Needs a strip sack to be the first player to reach 10 since the beginning of the 2021 season.

K Cameron Dicker

- Needs one made field goal to reach 32 on the year, setting a single-season career high.
- Needs three made field goals to reach 34 on the year and tie the franchise single-season record.
- Needs four made field goals to reach 35 on the year and set the single-season franchise record.
- Needs two points scored to reach 122 on the season and reach the 10th-most points in a single season in team history.
- Needs nine points to reach 129 on the season and set a single-season career high, while also reaching the sixth-most points in a single season in franchise history.

RB J.K. Dobbins

- Needs a 100-yard rushing performance to record three on the season, matching his career high 100-yard rushing games in a single season.
- Needs 40 rushing yards to reach 806 on the year and set a single-season career high.
- Needs 26 yards from scrimmage to reach 926 on the year and set a single-season career high.
- Needs two rushing touchdowns to reach 10 on the year and set a single-season career high.

OLB Bud Dupree

- With a start on Sunday, would reach 100 career starts.

DL Poona Ford

- Saturday would mark career game played No. 100.
- Needs a half-sack to reach 3.5 on the season and set a single-season career high.
- Needs an interception to be the second interior defensive lineman with multiple picks in a season over the last 10 years.

LB Daiyan Henley

- Needs 10 tackles to record his 10th 10-tackle performance of the season, which would be the most by a Charger in a single season since 2000 (Donnie Edwards, nine games in 2003).

QB Justin Herbert

- Needs 153 passing yards to reach 20,619 for his career and pass Hall of Fame QB Peyton Manning for the most in NFL history through the first five seasons of a career.
- Needs a 300-yard performance for the 27th of his career to pass Hall of Fame QB Dan Marino and QB Andrew Luck and tie QB Jameis Winston for the third-most by any player through their first five pro seasons.
- Needs two touchdown passes to become just the third player in NFL history with 3,000 passing yards and 20 passing touchdowns in each of his first five pro seasons.
- Needs multiple touchdown passes to record his 43rd career multi-touchdown game, tying Hall of Fame QB Peyton Manning for the sixth-most by any player through their first five seasons in NFL history.

WR Quentin Johnston

- Needs two catches to reach 39 on the year and set a single-season career high.
- Needs two receiving touchdowns to reach 10 on the season and be the first Charger to do so since 2018.

OLB Khalil Mack

- Needs 3.5 sacks to reach 110.0 and surpass Miami DT Calais Campbell for the third-most among active NFL players.
- Needs 3.5 sacks to reach 110.0 for his career and be just the third active player to eclipse that mark.

WR Ladd McConkey

- Needs three receptions to reach 72 on the season and set the Chargers' single-season rookie record (WR Keenan Allen, 71 receptions in 2013).
- Needs 40 receiving yards to be the third rookie in Chargers history to reach 1,000 yards.
- Needs 100 receiving yards to register his fourth 100-yard game of the season, good for the second-most by a rookie in Chargers history.

LB Denzel Perryman

- With a start on Sunday, would reach 100 career starts.

2024 INDIVIDUAL LEADERS

9-6
2nd (AFC West)

3-12
4th (AFC East)

PASSING YARDS

Herbert	3,243	Maye	2,159
Heinicke	28	Brissett	828

RUSHING YARDS

Dobbins	766	Stevenson	800
Edwards	365	Gibson	434
Herbert	252	Maye	389

RECEIVING YARDS

McConkey	960	Henry	674
Palmer	543	Douglas	541
Johnston	477	Boutte	444
Dissly	418	Hooper	430

POINTS SCORED

Dicker	120	Slye	91
Dobbins	48	Stevenson	52
Johnston	48	Hooper	18

INTERCEPTIONS

Still	4	Gonzalez	2
Molden	3	Jones	1
Seven others	1	Four others	1

SACKS

Tuipulotu	7.5	Wise	5.0
Dupree	6.0	White	5.0
Mack	5.0	Jennings	2.5

TACKLES (SOLO)

Henley	137 (80)	Tavai	95 (49)
James Jr.	88 (56)	Jennings	70 (39)
Molden	68 (39)	Dugger	68 (46)
Perryman	55 (39)	Gonzalez	58 (49)

KICKOFF RETURNS (AVG.)

Davis	18 (28.2)	Hasty	10 (23.8)
		Gibson	8 (27.8)

PUNT RETURNS (AVG.); FC

Davis	15 (13.8); 21	Jones	26 (14.8); 8
-------------	---------------	-------------	--------------

FIELD GOALS

Dicker	31-33 (93.9%)	Slye	23-30 (76.7%)
--------------	---------------	------------	---------------


PUNTS (GROSS/NET AVG.)


Scott	69 (56.7/41.9)	Baringer	63 (50.1/41.4)
-------------	----------------	----------------	----------------

*Player no longer with team.


CHARGERS-PATRIOTS CONNECTIONS

COLLEGE CONNECTIONS

	LAC	Jim Harbaugh	2015-23
	LAC	Ben Rabe	2019-23
	LAC	RB Hassan Haskins	2018-21
	LAC	Ben Herbert	2018-23
	NE	QB Joe Milton III	2018-20
	NE	OL Mike Onwenu	2016-19
	NE	S Jabril Peppers	2014-16


	LAC	C Bradley Bozeman	2013-17
	LAC	P JK Scott	2014-17
	LAC	DL Justin Eboigbe	2019-23
	NE	LB Anfernee Jennings	2015-19
	NE	G Lester Cotton	2015-18
	NE	WR Javon Baker	2020-21


	LAC	Ryan Ficken	1998-99
	NE	Scott Peters	1997-00


	LAC	Ben Herbert	2013-17
	NE	DE Deatrich Wise	2012-16
	NE	TE Hunter Henry	2013-15


	LAC	G Zion Johnson	2019-20
	NE	Vinny DePalma	2018-23

	LAC	Kiel McDonald	2012-16
	NE	WR Kendrick Bourne	2013-16


	LAC	Dylan Roney	2020
	NE	T Vederian Lowe	2017-21

	LAC	WR DJ Chark Jr.	2014-18
	LAC	CB Kristian Fulton	2016-19
	LAC	Jeff Carpenter	2021
	NE	WR Kayshon Boutte	2020-22
	NE	DT Davon Godchaux	2014-16
	NE	T.C. McCartney	2016

	LAC	Dylan Roney	2014
	NE	LS Joe Cardona	2011-14

	LAC	OLB Joey Bosa	2013-15
	NE	Tyler Hughes	2013

	LAC	DB Deane Leonard	2020-21
	NE	C Ben Brown	2017-21

	LAC	TE Stone Smartt	2019-22
	NE	DE Keion White	2017-20

	LAC	QB Justin Herbert	2016-19
	LAC	LB Troy Dye	2016-19
	NE	S Brendan Schooler	2016-19

	LAC	DB Elijah Molden	2017-20
	NE	Robert Kugler	2018-19

	LAC	RB Kimani Vidal	2020-22
	NE	S Dell Pettus	2019-23

Underlined indicates coaching or administrative roles.

NOTEWORTHY BONDS

Chargers **Head Coach Jim Harbaugh** coached Patriots **QB Joe Milton III** (2018-20), **OL Mike Onwenu** (2016-19) and **S Jabril Peppers** (2014-16) at Michigan.

Los Angeles **Offensive Line Coach Mike Devlin** and New England **Offensive Coordinator Alex Van Pelt** spent the 1995 season together as players for the Buffalo Bills.

Chargers **Special Teams Coordinator Ryan Ficken** and Patriots **Offensive Line Coach Scott Peters** were teammates at Arizona State from 1998-99. Los Angeles **G Zion Johnson** was a teammate of New England **Defensive Coaching Assistant Vinny DePalma** at Boston College from 2019-20.

Los Angeles **QB Justin Herbert**, **LB Troy Dye** and New England **S Brendan Schooler** were teammates at Oregon from 2016-19. Their time with the Ducks came to a close with a victory in the 2020 Rose Bowl.

Chargers **P JK Scott** and **C Bradley Bozeman**, along with Patriots **LB Anfernee Jennings** and **G Lester Cotton**, were part of the 2015 and 2017 Alabama teams that won the College Football Playoff National Championship. Los Angeles **DL Justin Eboigbe** and New England **WR Javon Baker** were teammates at Alabama from 2020-21. Eboigbe and Baker 2021 College Football Playoff National Championship with the Crimson Tide.

New England **S Jaylinn Hawkins** attended Buena Park High School in Buena Park, Calif. and played for the Chargers in 2023. **TE Hunter Henry** was drafted by the Chargers in the second round of the 2016 NFL Draft. Henry played for the Chargers from 2016-20.

Patriots **CB Alex Austin** is from Long Beach, Calif. and attended Long Beach Poly High School, **S Marte Mapu** is from Hawthorne, Calif. and went to Hawthorne High School. **RB Rhamondre Stevenson** went to Cerritos College in Cerritos, Calif. **LB Jahlani Tavai** is from Inglewood, Calif. and went to Mira Costa High School. **Defensive Line Coach Jerry Montgomery** is from Los Angeles, Calif.

PRO CONNECTIONS

QB Taylor Heinicke (2023)
TE Tucker Fisk (2022-23)
LS Josh Harris (2012-21)
OLB Bud Dupree (2023)



TE Austin Hooper (2016-19)
S Jaylinn Hawkins (2020-23)

General Manager Joe Hortiz (1998-23)
Defensive Coordinator Jesse Minter (2017-20)
Run Game Coord./TEs Coach Andy Bischoff (2015-20)
Offensive Coordinator Greg Roman (2017-22)
Sr. Offensive Assistant Marc Trestman (2015-16)
C Bradley Bozeman (2020)
RB Gus Edwards (2018-23)
S Tony Jefferson (2017-19)



LB Yannick Ngakoue (2020)
OLBs Coach Drew Wilkins (2010-21)

OL Coach Mike Devlin (1993-95)
Offensive Coordinator Greg Roman (2015-16)
WRs Coach Sanjay Lal (2015-16)
DL Poona Ford (2023)

Offensive Coordinator Alex Van Pelt (1995-03)
Asst. OL Coach Robert Kugler (2016)



Run Game Coord./TEs Coach Andy Bischoff (2021)
QBs Coach Shane Day (2023)
LB Denzel Perryman (2023)
DL Teair Tart (2023)



Asst. OL Coach Robert Kugler (2021)
K Joey Slye (2021)
CB Alex Austin (2023)

LBs Coach NaVorro Bowman (2010-17)
QBs Coach Shane Day (2019-20)
S Tony Jefferson (2021)



RBs Coach Taylor Embree (2017-19)
TEs Coach Bob Bicknell (2016)
QBs Coach T.C. McCartney (2017-18)
WR Kendrick Bourne (2017-20)
K Joey Slye (2021)
RB JaMycal Hasty (2020-21)

OLB Bud Dupree (2021-22)
DB Elijah Molden (2021-23)
CB Kristian Fulton (2020-23)
DL Teair Tart (2020-23)
EB Hassan Haskins (2022-23)



TE Austin Hooper (2022)
Asst. Special Teams Coord. Tom Quinn (2023)

Italicized indicates coaches who were players at the time.


ASSISTANT COACHES



RYAN FICKEN

SPECIAL TEAMS COORDINATOR

18TH NFL SEASON | 3RD SEASON WITH CHARGERS



GREG ROMAN

OFFENSIVE COORDINATOR

26TH NFL SEASON | 1ST SEASON WITH CHARGERS



NAVORRO BOWMAN

LINEBACKERS

9TH NFL SEASON | 1ST SEASON WITH CHARGERS



JEFF CARPENTER

OFFENSIVE QUALITY CONTROL/WIDE RECEIVERS


1ST NFL SEASON | 1ST SEASON WITH CHARGERS



SHANE DAY

QUARTERBACKS

16TH NFL SEASON | 3RD SEASON WITH CHARGERS



MIKE ELSTON

DEFENSIVE LINE


1ST NFL SEASON | 1ST SEASON WITH CHARGERS



CHRIS GOULD

ASSISTANT SPECIAL TEAMS

10TH NFL SEASON | 3RD SEASON WITH CHARGERS



MIKE HIESTAND

DEFENSIVE ASSISTANT


6TH NFL SEASON | 3RD SEASON WITH CHARGERS



KIEL McDONALD

RUNNING BACKS

1ST NFL SEASON | 1ST SEASON WITH CHARGERS



ROBERT MUSCHAMP

DEFENSIVE QUALITY CONTROL


2ND NFL SEASON | 2ND SEASON WITH CHARGERS



DYLAN RONEY

DEFENSIVE ASSISTANT

1ST NFL SEASON | 1ST SEASON WITH CHARGERS



MARC TRESTMAN

SENIOR OFFENSIVE ASSISTANT


25TH NFL SEASON | 1ST SEASON WITH CHARGERS



JESSE MINTER

DEFENSIVE COORDINATOR

5TH NFL SEASON | 1ST SEASON WITH CHARGERS



ANDY BISCHOFF

RUN GAME COORDINATOR/TIGHT ENDS


12TH NFL SEASON | 1ST SEASON WITH CHARGERS



MARCUS BRADY

PASSING GAME COORDINATOR


7TH NFL SEASON | 1ST SEASON WITH CHARGERS



STEVE CLINKSCALE

DEFENSIVE BACKS

1ST NFL SEASON | 1ST SEASON WITH CHARGERS



MIKE DEVLIN

OFFENSIVE LINE

29TH NFL SEASON | 1ST SEASON WITH CHARGERS



JONATHAN GOODWIN

OFFENSIVE ASSISTANT/QUARTERBACKS

14TH NFL SEASON | 1ST SEASON WITH CHARGERS



NICK HARDWICK

ASSISTANT OFFENSIVE LINE

12TH NFL SEASON | 12TH SEASON WITH CHARGERS



SANJAY LAL

WIDE RECEIVERS

18TH NFL SEASON | 1ST SEASON WITH CHARGERS



RICK MINTER

SENIOR DEFENSIVE ANALYST


4TH NFL SEASON | 1ST SEASON WITH CHARGERS



CHRIS O'LEARY

SAFETIES

1ST NFL SEASON | 1ST SEASON WITH CHARGERS



PHIL SERCHIA

OFFENSIVE ASSISTANT

2ND NFL SEASON | 2ND SEASON WITH CHARGERS



WILL TUKUAFU

ASSISTANT DEFENSIVE LINE

4TH NFL SEASON | 1ST SEASON WITH CHARGERS

TEAM NOTES

WELCOME TO L.A.



24 players on Los Angeles' active roster are new this season.

HOW NEW CHARGERS WERE ACQUIRED

How Acquired	New Players
Draft Selections	7
Undrafted Free Agents/IPP	0
Veteran Free Agents	16
Practice Squad Signings	0
Trades	2
Waiver Claims	1
Totals	24

NEW CHARGERS ON THE ACTIVE ROSTER

Pos.	Player	Exp.	How Acq.
T	Joe Alt	R	Draft Selection (1-5)
C	Bradley Bozeman	7	Free Agent
WR	DJ Chark Jr.	7	Free Agent
LB	Junior Colson	R	Draft Selection (3-69)
TE	Will Dissly	7	Free Agent
OLB	Bud Dupree	10	Free Agent
LB	Troy Dye	5	UFA (Minnesota)
DL	Justin Eboigbe	R	Draft Selection (4-105)
RB	Gus Edwards	7	UFA (Baltimore)
TE	Tucker Fisk	2	Free Agent
DL	Poona Ford	7	UFA (Buffalo)
CB	Kristian Fulton	5	UFA (Tennessee)
CB	Cam Hart	R	Draft Selection (5-140)
RB	Hassan Haskins	3	Waivers (Tennessee)
QB	Taylor Heinicke	7	Trade (Atlanta)
TE	Hayden Hurst	7	Free Agent
WR	Ladd McConkey	R	Draft Selection (2-34)
DB	Elijah Molden	4	Trade (Tennessee)
C	Sam Mustipher	5	Free Agent
LB	Denzel Perryman	10	UFA (Houston)
LB	Shaquille Quarterman	5	Free Agent
CB	Tarheeb Still	R	Draft Selection (5-137)
DL	Teair Tart	5	Free Agent
RB	Kimani Vidal	R	Draft Selection (6-181)

COACH LOCATIONS

For the 2024 season, 16 members of the Chargers coaching staff will be down on the sideline while nine others will be up in the booth. The location of each coach can be seen below:

CHARGERS COACHES DOWN ON THE SIDELINE (16)

Name	Position
Jim Harbaugh	Head Coach
Ryan Ficken	Special Teams Coordinator
Jesse Minter	Defensive Coordinator
Andy Bischoff	Run Game Coordinator/Tight Ends
NaVorro Bowman	Linebackers
Marcus Brady	Passing Game Coordinator
Steve Clinkscale	Defensive Backs
Shane Day	Quarterbacks
Mike Devlin	Offensive Line
Mike Elston	Defensive Line
Jonathan Goodwin	Offensive Assistant/Quarterbacks
Chris Gould	Assistant Special Teams
Nick Hardwick	Assistant Offensive Line
Sanjay Lal	Wide Receivers
Kiel McDonald	Running Backs
Dylan Roney	Defensive Assistant

CHARGERS COACHES UP IN THE BOOTH (9)

Name	Position
Greg Roman	Offensive Coordinator
Jeff Carpenter	Offensive Quality Control/Wide Receivers
Mike Hiestand	Defensive Assistant
Rick Minter	Senior Defensive Analyst
Robert Muschamp	Defensive Quality Control
Chris O'Leary	Safeties
Phil Serchia	Offensive Assistant
Marc Trestman	Senior Offensive Assistant
Will Tukuafu	Assistant Defensive Line

TEAM NOTES

WINNING THE TAKEAWAY BATTLE

The Chargers have recorded 19 takeaways and nine giveaways this season, a plus-10 turnover differential that is tied for the fifth-best in the NFL in 2024.

TURNOVER DIFFERENTIAL, NFL, 2024

Rank	Team	TA	GA	Diff.
1.	Buffalo Bills	28	8	+20
2.	Pittsburgh Steelers	31	14	+17
3.	Green Bay Packers	28	16	+12
4.	Houston Texans	28	17	+11
5.	Los Angeles Chargers	19	9	+10
	Minnesota Vikings	30	20	+10
7.	Detroit Lions	22	13	+9

Los Angeles' offense protects the football as well as any team in the NFL, as the eight giveaways by the Bolts are good for the second-fewest in the league. The 2024 Chargers are among the best teams in franchise and league history at protecting the football, with the nine turnovers ranking as the fewest in a single season in franchise history and good for the third-fewest in a single season by any team in NFL history.

GIVEAWAYS LEADERS, NFL, 2024

Rank	Team	Giveaways
1.	Buffalo Bills	8
2.	Los Angeles Chargers	9
3.	Baltimore Ravens	11
4.	Chicago Bears	13
	Detroit Lions	13
	Los Angeles Rams	13

FEWEST TURNOVERS, SINGLE SEASON, CHARGERS HISTORY

Rank	Season	Turnovers
1.	2024	9
2.	2017	15
	2006	15
4.	2020	16
5.	2009	17

FEWEST TURNOVERS, SINGLE SEASON, NFL HISTORY

Rank	Season	Team	Turnovers
1.	2024	Buffalo Bills	8
	2019	New Orleans Saints	8
3.	2024	Los Angeles Chargers	9
4.	2011	San Francisco 49ers	10
	2010	New England Patriots	10

A TOP DEFENSE

The Chargers rank No. 1 in the NFL in scoring defense in 2024, allowing just 18.3 points per game so far this season. It's on pace to be the best scoring defense for the Chargers since 2017 (17.0 points per game).

In each of the first 10 games this season, the Chargers defense held opponents to seven or fewer points in the first half. It was the longest streak since 2001, when the Cleveland Browns held opponents to seven or fewer points in 10 consecutive games. The Bolts have now held opponents to seven or fewer points in the first half 11 times this season.

POINTS ALLOWED PER GAME, NFL, 2024

Rank	Team	Points Allowed/Game
1.	Los Angeles Chargers	18.3
2.	Minnesota Vikings	18.4
3.	Kansas City Chiefs	18.5
4.	Denver Broncos	18.7
5.	Philadelphia Eagles	18.9

CONSECUTIVE FIRST HALVES WITH SEVEN OR FEWER POINTS ALLOWED, NFL, SINCE 2000

Rank	Seasons	Team	Games
1.	2024	Los Angeles Chargers	10
	2001	Cleveland Browns	10
3.	2011	San Francisco 49ers	8
	2002-03	San Francisco 49ers	8
	2000	Baltimore Ravens	8

BEND, DON'T BREAK

The Bolts defense is the NFL's best in the red zone, allowing just 17 touchdowns on 38 red zone drives (44.7 pct.). The 44.7 defensive red zone percentage leads the league in 2024.

RED ZONE DEFENSE, NFL, 2024

Rank	Team	RZ Drives	RZ TDs	RZ Pct.
1.	L.A. Chargers	38	17	44.7
2.	Denver	42	19	45.2
3.	Chicago	59	28	47.5
4.	Miami	47	23	48.9
5.	L.A. Rams	49	24	49.0

TEAM NOTES

GET AFTER THE QUARTERBACK

The Los Angeles defense has gotten after the quarterback this season, ranking No. 7 in the NFL with 42 sacks.

In the month of November, the Bolts defense posted 17 sacks, ranking No. 2 in the NFL over that span.

SACKS, NFL, 2024

Rank	Team	Sacks
1.	Denver Broncos	51
2.	Baltimore Ravens	47
3.	Dallas Cowboys	46
	Houston Texans	46
5.	Minnesota Vikings	44
6.	Green Bay Packers	43
7.	Los Angeles Chargers	42
8.	New York Giants	41
9.	Philadelphia Eagles	40
10.	Arizona Cardinals	39
	New York Jets	39
	Tampa Bay Buccaneers	39
	Washington Commanders	39

SACKS, NOVEMBER, NFL, 2024

Rank	Team	Sacks
1.	Baltimore Ravens	18
2.	Los Angeles Chargers	17
3.	Baltimore Ravens	15
4.	Arizona Cardinals	14
	Denver Broncos	14
	Los Angeles Rams	14
	Minnesota Vikings	14

UNDER PRESSURE

In Week 14, the Bolts defense totaled 13 quarterback hits, including 11 in the first half. The 11 first-half hits tied for the most in a single first half by any NFL defense since 2000.

MOST QUARTERBACK HITS, SINGLE FIRST HALVES, NFL, SINCE 2000

Rank	Team	Game	QB Hits
1.	L.A. Chargers	Dec. 8, 2024 at K.C.	11
	Pittsburgh	Sept. 20, 2020 vs. Den.	11
	Baltimore	Sept. 24, 2006 at Cle.	11
4.	Miami	Dec. 17, 2023 vs. NYJ	10
	Washington	Oct. 9, 2022 vs. Ten.	10
	Baltimore	Oct. 11, 2020 vs. Cin.	10
	Kansas City	Dec. 13, 2018 vs. LAC	10
	Seattle	Nov. 26, 2017 at S.F.	10
	Arizona	Nov. 5, 2017 at S.F.	10
	Arizona	Dec. 24, 2016 at Sea.	10
	Houston	Nov. 2, 2014 vs. Phi.	10
	Baltimore	Oct. 12, 2014 at T.B.	10
	Houston	Sept. 28, 2014 vs. Buf.	10
	Houston	Nov. 24, 2013 vs. Jax.	10
	Tennessee	Dec. 17, 2006 vs. Jax.	10
	New England	Sept. 24, 2006 vs. Den.	10

JUSTIN HERBERT

BIG-TIME PERFORMER

After he set rookie records in 2020 with eight 300-yard games and six three-touchdown performances, **Justin Herbert** continues to put up big-time performances.

Herbert has topped 300 passing yards 26 times in his career, tied for the fourth-most in a player's first five pro seasons in NFL history.

MOST GAMES WITH 300-PLUS PASSING YARDS, FIRST FIVE SEASONS, NFL HISTORY

Rank	Team	Player	Games
1.	K.C.	QB Patrick Mahomes	31
2.	StL	QB Kurt Warner*	29
3.	T.B.	QB Jameis Winston	27
4.	LAC	QB Justin Herbert	26
	Mia.	QB Dan Marino*	26
	Ind.	QB Andrew Luck	26
7.	Cin.	QB Joe Burrow	25
	LAR	QB Jared Goff	25

*Pro Football Hall of Famer

Herbert has thrown at least three touchdowns in 19 games, tied for No. 6 over a player's first five seasons. He has thrown multiple touchdown passes in 42 career games, good for the seventh-most by a player through their first five professional seasons.

The fifth-year passer has thrown two or more touchdowns and eclipsed a passer rating of 100 in 30 career games, good for the third-most by any player through the first five seasons of a career in NFL history.

MOST GAMES WITH THREE-PLUS TOUCHDOWN PASSES, FIRST FIVE SEASONS, NFL HISTORY

Rank	Team	Player	Games
1.	Mia.	QB Dan Marino*	33
2.	K.C.	QB Patrick Mahomes	28
3.	Cin.	QB Joe Burrow	25
4.	StL	QB Kurt Warner*	21
5.	Buf.	QB Josh Allen	20
6.	LAC	QB Justin Herbert	19
	Ind.	QB Peyton Manning*	19
8.	Atl.	QB Matt Ryan	18
	Cin.	QB Andy Dalton	18
	Dal.	QB Dak Prescott	18

MOST GAMES WITH MULTIPLE TOUCHDOWN PASSES, FIRST FIVE SEASONS, NFL HISTORY

Rank	Team	Player	Games
1.	Mia.	QB Dan Marino*	50
	K.C.	QB Patrick Mahomes	46
3.	Buf.	QB Josh Allen	45
	Ind.	QB Andrew Luck	45
5.	Cin.	QB Joe Burrow	44
6.	Ind.	QB Peyton Manning*	43
7.	LAC	QB Justin Herbert	42
8.	Cin.	QB Andy Dalton	40

*Pro Football Hall of Famer



HERBERT AS A PRO

Since entering the NFL, **Justin Herbert** ranks inside the NFL's top five in completions, passing yards, passing touchdowns and combined touchdowns. His 26 games with 300-plus passing yards rank No. 3 in the NFL since 2020.

PASSING COMPLETIONS, NFL, SINCE 2020

Rank	Team/s	Player	Completions
1.	K.C.	QB Patrick Mahomes	2,025
2.	LAC	QB Justin Herbert	1,891
3.	Buf.	QB Josh Allen	1,840
4.	LAR/Det.	QB Jared Goff	1,828
5.	Cin.	QB Joe Burrow	1,672

PASSING YARDS, NFL, SINCE 2020

Rank	Team/s	Player	Passing Yards
1.	K.C.	QB Patrick Mahomes	22,620
2.	Buf.	QB Josh Allen	21,089
3.	LAC	QB Justin Herbert	20,466
4.	LAR/Det.	QB Jared Goff	20,305
5.	Min./Atl.	QB Kirk Cousins	18,760

PASSING TOUCHDOWNS, NFL, SINCE 2020

Rank	Team/s	Player	Passing Touchdowns
1.	K.C.	QB Patrick Mahomes	166
2.	Buf.	QB Josh Allen	163
3.	Cin.	QB Joe Burrow	136
4.	G.B./NYJ	QB Aaron Rodgers	135
5.	Min./Atl.	QB Kirk Cousins	133
6.	LAC	QB Justin Herbert	132
7.	Det./LAR	QB Jared Goff	131

COMBINED TOUCHDOWNS, NFL, SINCE 2020

Rank	Team/s	Player	Combined Touchdowns
1.	Buf.	QB Josh Allen	210
2.	K.C.	QB Patrick Mahomes	176
3.	Cin.	QB Joe Burrow	147
4.	LAC	QB Justin Herbert	145
5.	G.B./NYJ	QB Aaron Rodgers	142
6.	Bal.	QB Lamar Jackson	140
	Phi.	QB Jalen Hurts	140

JUSTIN HERBERT



COMPLETING RECORDS

After setting the rookie completions record in 2020, **Justin Herbert** has completed 1,891 career passes, the most in NFL history through a player's first five seasons.

COMPLETIONS, FIRST FIVE SEASONS, NFL HISTORY

Rank	Team	Player	Completions
1.	LAC	QB Justin Herbert	1,891
2.	Oak.	QB Derek Carr	1,759
3.	Ind.	QB Peyton Manning*	1,749
4.	Atl.	QB Matt Ryan	1,654
5.	Mia.	QB Ryan Tannehill	1,653

**Pro Football Hall of Famer*

The fifth-year passer's 1,891 completions are also the most in NFL history by any player before turning 27 years old. Herbert previously had the second-most completions by any player in history before turning 26 years old.

Herbert eclipsed 1,800 career completions in Week 12 during his 73rd career game, tying Kansas City QB Patrick Mahomes as the fastest players to reach that mark in NFL history. The fifth-year passer previously set the all-time records as the fastest player in NFL history to reach 1,000 completions (38th career game) and 1,500 completions (57th career game).

COMPLETIONS BEFORE TURNING 27 YEARS OLD, NFL HISTORY

Rank	Team/s	Player	Completions
1.	LAC	QB Justin Herbert	1,891
2.	N.E.	QB Drew Bledsoe	1,887
3.	Det.	QB Matthew Stafford	1,848
4.	Ind.	QB Peyton Manning*	1,749
5.	LAR/Det.	QB Jared Goff	1,667

FEWEST GAMES TO 1,800 COMPLETIONS, NFL HISTORY

Rank	Team/s	Player	Games
1.	LAC	QB Justin Herbert	73
	K.C.	QB Patrick Mahomes	73
2.	Det.	QB Matthew Stafford	75
3.	Ind.	QB Andrew Luck	79
	StL/Phi./Min.	QB Sam Bradford	79
	Was./Min.	QB Kirk Cousins	79

**Pro Football Hall of Famer*

ELITE ON THIRD DOWN

Justin Herbert has been among the best passers on third down this season. He is tied for No. 9 in the NFL with eight passing touchdowns on third down in 2024, while his 102.1 passer rating ranks No. 5 among NFL passers with 100 third-down passing attempts.

PASSING TOUCHDOWNS, THIRD DOWN, NFL, 2024

Rank	Team	Player	Passing Touchdowns
1.	Cin.	QB Joe Burrow	13
2.	Bal.	QB Lamar Jackson	11
	Det.	QB Jared Goff	11
	G.B.	QB Jordan Love	11
5.	K.C.	QB Patrick Mahomes	10
6.	Buf.	QB Josh Allen	9
	Min.	QB Sam Darnold	9
	T.B.	QB Baker Mayfield	9
9.	LAC	QB Justin Herbert	8
	Den.	QB Bo Nix	8
	S.F.	QB Brock Purdy	8
	Was.	QB Jayden Daniels	8
13.	NYJ	QB Aaron Rodgers	7

PASSER RATING, THIRD DOWN, MIN. 100 ATT., NFL, 2024

Rank	Team	Player	Passer Rating
1.	Bal.	QB Lamar Jackson	125.9
2.	Det.	QB Jared Goff	125.8
3.	Cin.	QB Joe Burrow	112.9
4.	K.C.	QB Patrick Mahomes	109.2
5.	LAC	QB Justin Herbert	102.1
6.	Was.	QB Jayden Daniels	100.1
7.	T.B.	QB Baker Mayfield	99.2

FABULOUS FIVE

Justin Herbert is just two touchdown passes away from being the third player in NFL history to have 3,000 passing yards and 20 touchdowns in each of the first five seasons of a career. He would join Hall of Fame QB Peyton Manning and QB Russell Wilson.

CONSECUTIVE SEASONS WITH 3,000 PASSING YARDS AND 20 TOUCHDOWN PASSES TO START A CAREER, NFL HISTORY

Rank	Team	Player	Consecutive Seasons
1.	Sea.	QB Russell Wilson	5 (2012-16)
	Ind.	QB Peyton Manning*	5 (1998-2002)
3.	LAC	QB Justin Herbert	4 (2020-Present)
	Dal.	QB Dak Prescott	4 (2016-19)
	Oak.	QB Derek Carr	4 (2014-17)

**Pro Football Hall of Famer*

JUSTIN HERBERT

PROTECTING THE FOOTBALL

This season, **Justin Herbert** has just three interceptions on 430 passing attempts, a passing interception percentage of 0.7. — the third-best in NFL history by any player in a season (min. 400 att.).

Herbert went 11 consecutive games with zero interceptions and at least 15 passing attempts, becoming just the second player in NFL history to do so.

PASSING INTERCEPTION PERCENTAGE, MIN. 400 ATT., SINGLE SEASON, NFL HISTORY

Rank	Season	Team	Player	Passing INT Pct.
1.	2018	G.B.	QB Aaron Rodgers	0.3
2.	2016	N.E.	QB Tom Brady	0.5
3.	2024	LAC	QB Justin Herbert	0.7
4.	2019	G.B.	QB Aaron Rodgers	0.7
5.	2021	G.B.	QB Aaron Rodgers	0.8

CONSECUTIVE GAMES WITHOUT AN INTERCEPTION, MIN. 15 ATTEMPTS IN EACH GAME, SINGLE SEASON, NFL HISTORY

Rank	Season	Team	Player	Consecutive Games
1.	2024	LAC	QB Justin Herbert	11
	2010	N.E.	QB Tom Brady	11
3.	2018	Oak.	QB Derek Carr	10

Herbert attempted 357 passes since between interceptions this season, the fifth-longest streak in NFL history.

The 357 pass attempts without an interception were also a team record, breaking his own previous team record, where he threw 233 consecutive passes without an interception.

CONSECUTIVE PASS ATTEMPTS WITHOUT AN INTERCEPTION, NFL HISTORY

Rk.	Team	Quarterback	Dates	Consec. Attempts
1.	G.B.	Aaron Rodgers	Sept. 30, 2018-Dec. 16, 2018	402
2.	T.B.	Tom Brady	Sept. 11, 2022-Nov. 13, 2022	399
3.	Det.	Jared Goff	Nov. 6, 2022-Sept. 17, 2023	383
4.	N.E.	Tom Brady	Oct. 17, 2010-Nov. 12, 2011	358
5.	LAC	Justin Herbert	Sept. 15, 2024-Dec. 15, 2024	357
6.	Oak.	Derek Carr	Oct. 7, 2018-Dec. 30, 2018	332

CONSECUTIVE PASS ATTEMPTS WITHOUT AN INTERCEPTION, CHARGERS HISTORY

Rank	Quarterback	Dates	Consec. Attempts
1.	Justin Herbert	Sept. 15, 2024-Dec. 15, 2024	335
2.	Justin Herbert	Dec. 26, 2022-Oct. 1, 2023	233
3.	Drew Brees	Oct. 17, 2004-Dec. 5, 2004	194
4.	Philip Rivers	Nov. 27, 2011-Dec. 24, 2011	170
5.	Dan Fouts	Sept. 27, 1981-Oct. 25, 1981	168

HERBERT SETS PASSING YARDS RECORD

In 2023, **Justin Herbert** set the record for passing yards through a player's first four seasons (17,223). His 20,466 career passing yards rank No. 2 in NFL history through the first five seasons of a career. Herbert is also the only player ever to eclipse 4,000 yards in each of his first three years and the only player to top 4,500 yards in two of his first three seasons.

PASSING YARDS, FIRST FIVE SEASONS, NFL HISTORY

Rank	Team	Player	Passing Yards
1.	Ind.	QB Peyton Manning*	20,618
2.	LAC	QB Justin Herbert	20,466
3.	T.B.	QB Jameis Winston	19,737
4.	Mia.	QB Dan Marino*	19,422
5.	Ind.	QB Andrew Luck	19,078

**Pro Football Hall of Famer*

Herbert topped 15,000 passing yards in his 52nd career game, becoming the second-fastest player in history to eclipse that mark. He eclipsed 20,000 yards in Week 15 — his 76th career game and at 26 years, 280 days old to be the third-youngest and tie as the fifth-fastest player to do so in NFL history.

YOUNGEST PLAYERS TO REACH 20,000 CAREER PASSING YARDS, NFL HISTORY

Rank	Team/s	Player	Age (Years-Days)
1.	N.E.	QB Drew Bledsoe	26-253
2.	Ind.	QB Peyton Manning*	26-266
3.	LAC	QB Justin Herbert	26-280
4.	Det.	QB Matthew Stafford	26-282
5.	Mia.	QB Dan Marino*	27-3
6.	K.C.	QB Patrick Mahomes	27-15
7.	LAR/Det.	QB Jared Goff	27-17
8.	Buf.	QB Josh Allen	27-154

**Pro Football Hall of Famer*

FEWEST GAMES TO 20,000 PASSING YARDS, NFL HISTORY

Rank	Team/s	Player	Games
1.	K.C.	QB Patrick Mahomes	67
2.	Det.	QB Matthew Stafford	71
3.	Mia.	QB Dan Marino*	74
	Ind.	QB Andrew Luck	74
5.	LAC	QB Justin Herbert	76
	StL/NYG/Ari.	QB Kurt Warner*	76
	Was./Min.	QB Kirk Cousins	76

JUSTIN HERBERT

TOUCHDOWN MACHINE

After setting the all-time rookie record with 31 touchdown passes in 2020, **Justin Herbert** joined Hall of Famer Peyton Manning as the only players ever to throw 25 touchdown passes in each of their first three seasons.

Herbert has now thrown for 132 career passing scores, tied for No. 6 in NFL history through the first five seasons of a career. In 2023, he eclipsed 100 career touchdown passes in Week 3, making him the fifth-fastest (52 games) and fourth-youngest (25 years, 198 days) to eclipse that mark.

PASSING TOUCHDOWNS, FIRST FIVE SEASONS, NFL HISTORY

Rank	Team	Player	Passing Touchdowns
1.	Mia.	QB Dan Marino*	168
2.	K.C.	QB Patrick Mahomes	151
3.	Ind.	QB Peyton Manning*	138
	Buf.	QB Josh Allen	138
5.	Cin.	QB Joe Burrow	136
6.	LAC	QB Justin Herbert	132
	Ind.	QB Andrew Luck	132
8.	Atl.	QB Matt Ryan	127
	Sea.	QB Russell Wilson	127

FEWEST GAMES TO 100 PASSING TOUCHDOWNS, NFL HISTORY

Rank	Team	Player	Games
1.	K.C.	QB Patrick Mahomes	40
2.	Mia.	QB Dan Marino*	44
3.	StL	QB Kurt Warner*	50
4.	Bal.	QB Johnny Unitas*	51
5.	LAC	QB Justin Herbert	52
6.	Hou.	QB Deshaun Watson	53

YOUNGEST PLAYERS TO REACH 100 CAREER PASSING TOUCHDOWNS, NFL HISTORY

Rank	Team	Player	Age (Years-Days)
1.	Mia.	QB Dan Marino*	24-357
2.	K.C.	QB Patrick Mahomes	25-52
3.	Hou.	QB Deshaun Watson	25-104
4.	LAC	QB Justin Herbert	25-198
5.	Buf.	QB Josh Allen	25-219
6.	Ind.	QB Peyton Manning*	25-232

*Pro Football Hall of Famer

CAPTAIN COMEBACK

Justin Herbert has led the Bolts to 12 career come-from-behind victories in the fourth quarter or overtime.

HERBERT'S FOURTH QUARTER/OVERTIME COMEBACK WINS

Date	Opponent	4Q/OT Deficit	Result
Dec. 17, 2020	at Las Vegas	24-27 (OT)	W, 30-27 (OT)
Sept. 12, 2021	at Washington	13-16	W, 20-16
Sept. 26, 2021	at Kansas City	21-24	W, 30-24
Oct. 10, 2021	vs. Cleveland	35-42	W, 47-42
Nov. 7, 2021	at Philadelphia	16-17	W, 27-24
Nov. 21, 2021	vs. Pittsburgh	34-37	W, 37-34
Oct. 9, 2022	at Cleveland	27-28	W, 30-28
Oct. 17, 2022	vs. Denver	13-16	W, 19-16 (OT)
Nov. 6, 2022	at Atlanta	14-17	W, 20-17
Nov. 27, 2022	at Arizona	17-24	W, 25-24
Sept. 24, 2023	at Minnesota	21-24	W, 28-24
Dec. 19, 2024	vs. Denver	19-24	W, 34-27

Herbert's 12 career come-from-behind wins in the fourth quarter or overtime are the good for the third-most in NFL since he entered the professional ranks in 2020.

FOURTH QUARTER/OVERTIME COMEBACK WINS, NFL, SINCE 2020

Rank	Team/s	Player	4Q/OT Comeback Wins
1.	K.C.	QB Patrick Mahomes	16
2.	Min./Atl.	QB Kirk Cousins	15
3.	LAC	QB Justin Herbert	12
4.	LAR/Det.	QB Jared Goff	11
	Sea./Den./Pit.	QB Russell Wilson	11
6.	Ari.	QB Kyler Murray	10
	Det./LAR	QB Matthew Stafford	10
	L.V./N.O.	QB Derek Carr	10
	Pit.	QB Ben Roethlisberger	10
	T.B.	QB Tom Brady	10

A STRONG START

In each of the team's first 10 games this season, **Justin Herbert** registered a passer rating of at least 90.0 — becoming the fifth player ever to do so in the first 10 games of a season.

CONSECUTIVE GAMES TO START A SEASON WITH 90.0 PASSER RATING OR HIGHER, NFL HISTORY

Rank	Season	Team	Player	Games
1.	2004	Ind.	QB Peyton Manning ^{^†}	15
2.	2018	LAC	QB Philip Rivers*	13
	2011	G.B.	QB Aaron Rodgers ^{^†}	13
4.	2007	N.E.	QB Tom Brady ^{^†}	11
5.	2024	LAC	QB Justin Herbert	10
	2013	Den.	QB Peyton Manning ^{^†}	10

[^]Associated Press Most Valuable Player

*Pro Bowl Selection

[†]Associated Press First-Team All-Pro

JUSTIN HERBERT

CLOSING OUT WINS

Justin Herbert has been clutch late in games dating back to his rookie season. In his career, Herbert has engineered 16 game-winning drives in the fourth quarter or overtime, tied for the third-most since he entered the NFL in 2020.

JUSTIN HERBERT'S CAREER GAME-WINNING DRIVES

Game	Drive Length	Game-Winning Score
Dec. 13, 2020 vs. Atl.	6 plays, 49 yds (0:31)	Badgley 43-yd FG
Dec. 17, 2020 at L.V.	5 plays, 75 yds (1:49)	Herbert 1-yd TD run*
Dec. 27, 2020 vs. Den.	7 plays, 56 yds (2:01)	Badgley 37-yd FG
Sept. 12, 2021 at Was.	3 plays, 3 yds (0:45)	M.Williams 3-yd TD rec.
Sept. 26, 2021 at K.C.	8 plays, 59 yds (1:10)	M.Williams 4-yd TD rec.
Oct. 10, 2021 vs. Cle.	5 plays, 48 yds (0:31)	Ekeler 3-yd TD run
Nov. 7, 2021 at Phi.	15 plays, 64 yds (6:05)	Hopkins 29-yd FG
Nov. 21, 2021 vs. Pit.	3 plays, 75 yds (1:15)	M.Williams 53-yd TD rec.
Oct. 9, 2022 at Cle.	13 plays, 66 yds (6:26)	Bertolet 27-yd FG
Oct. 17, 2022 vs. Den.	4 plays, 7 yds (2:08)	Hopkins 39-yd FG*
Nov. 6, 2022 at Atl.	3 plays, 24 yds (0:34)	Dicker 37-yd FG
Nov. 27, 2022 at Ari.	7 plays, 38 yds (1:33)	Ekeler 1-yd TD rec.
Dec. 18, 2022 vs. Ten.	6 plays, 52 yards (0:44)	Dicker 43-yd FG
Sept. 24, 2023 at Min.	7 plays, 75 yards (3:15)	Palmer 30-yd TD rec.
Nov. 17, 2024 vs. Cin.	4 plays, 84 yards (0:27)	Dobbins 29-yd TD run
Dec. 19, 2024 vs. Den.	6 plays, 90 yards (2:01)	Haskins 34-yd TD rec.

*Game-winning drive was in overtime

GAME-WINNING DRIVES IN FOURTH QUARTER OR OVERTIME, NFL, SINCE 2020

Rank	Team/s	Player	Game-Winning Drives
1.	K.C.	QB Patrick Mahomes	19
2.	Min./Atl.	QB Kirk Cousins	18
3.	LAC	QB Justin Herbert	16
	L.V./N.O.	QB Derek Carr	16
5.	Det./LAR	QB Matthew Stafford	15
6.	Buf.	QB Josh Allen	13
	LAR/Det.	QB Jared Goff	13
	T.B.	QB Tom Brady	13

Herbert posted a game-winning drive in the fourth quarter or overtime of three-straight games in 2020, becoming just the third rookie to do so since the 1970 NFL-AFL merger. The two others — Ben Roethlisberger (2004) and Vince Young (2006) — also won Offensive Rookie of the Year honors from *The Associated Press*.

ROOKIE QUARTERBACKS WITH THREE CONSECUTIVE GAME-WINNING DRIVES, SINCE 1970

Season	Team	Quarterback	Consecutive Games
2020	LAC	Justin Herbert*	3 (Dec. 13 — Dec. 27)
2006	Ten.	Vince Young*	3 (Nov. 26 — Dec. 10)
2004	Pit.	Ben Roethlisberger*	3 (Dec. 5 — Dec. 18)

*Won AP Offensive Rookie of the Year



DUAL-THREAT QUARTERBACK

Justin Herbert set the record for combined touchdowns as a rookie (36) and through a player's first two seasons (77). His 102 combined touchdowns were also the most in history through the first three seasons of a career.

He now has 145 career combined touchdowns, good for the eighth-most in NFL history through the first five seasons of a career.

COMBINED TOUCHDOWNS, FIRST FIVE SEASONS, NFL HISTORY

Rank	Team	Player	Combined Touchdowns
1.	Buf.	QB Josh Allen	176
2.	Mia.	QB Dan Marino*	171
3.	Car.	QB Cam Newton	160
4.	K.C.	QB Patrick Mahomes	159
5.	Ind.	QB Peyton Manning*	147
	Cin.	QB Joe Burrow	147
7.	Ind.	QB Andrew Luck	146
8.	LAC	QB Justin Herbert	145
9.	Sea.	QB Russell Wilson	140
	Phi.	QB Jalen Hurts	140
11.	Cin.	QB Andy Dalton	138

*Pro Football Hall of Famer

In the team's Week 10 win over Tennessee, Herbert ran in a four-yard score and threw a 16-yard touchdown, marking his 11th career game with a passing and a rushing touchdown. His 11 such games are the second-most in Chargers history.

MOST GAMES WITH A PASSING TOUCHDOWN AND A RUSHING TOUCHDOWN, CHARGERS HISTORY

Rank	Seasons	Player	Games
1.	1962-72	QB John Hadl*	12
2.	2020-Present	QB Justin Herbert	11
3.	1960-62	QB Jack Kemp	10
4.	1973-87	QB Dan Fouts*	9
5.	2001-09	RB LaDainian Tomlinson	5

*Pro Football Hall of Famer

JUSTIN HERBERT

THREADING THE NEEDLE ON THIRD DOWN

In his 77 career starts, **Justin Herbert** has been the one of the best passers in the NFL at moving the chains on third down. He has completed 451 passes on 740 attempts (60.9 pct.) for 5,421 yards and 50 touchdowns with 18 interceptions (95.8 passer rating). Herbert's 451 completions lead the NFL, while his 5,421 passing yards rank second on third down since 2020.

Herbert tied for the league lead with 14 touchdown passes on third down in 2020, good for the most by a rookie in the last 40 seasons. He has added 36 since then, giving him 50 third-down passing scores since entering the professional ranks, which is good for No. 2 over that span.

Herbert's 95.8 passer rating on third down ranks ninth in the NFL over the last five years among players with at least 300 passing attempts on third down.

THIRD DOWN COMPLETIONS, NFL, SINCE 2020

Rank	Team/s	Player	Completions
1.	LAC	QB Justin Herbert	451
2.	K.C.	QB Patrick Mahomes	443
3.	LAR/Det.	QB Jared Goff	436
4.	Min./Atl.	QB Kirk Cousins	407
5.	Cin.	QB Joe Burrow	396
	L.V./N.O.	QB Derek Carr	396

THIRD DOWN PASSING YARDS, NFL, SINCE 2020

Rank	Team/s	Player	Passing Yards
1.	K.C.	QB Patrick Mahomes	5,966
2.	LAC	QB Justin Herbert	5,421
3.	L.V./N.O.	QB Derek Carr	5,219
4.	LAR/Det.	QB Jared Goff	5,038
5.	Min./Atl.	QB Kirk Cousins	4,889

THIRD DOWN PASSING TOUCHDOWNS, NFL, SINCE 2020

Rank	Team/s	Player	Passing Touchdowns
1.	K.C.	QB Patrick Mahomes	62
2.	LAC	QB Justin Herbert	50
3.	Buf.	QB Josh Allen	47
4.	Min./Atl.	QB Kirk Cousins	46
5.	Cin.	QB Joe Burrow	40

Herbert ranks No. 2 in the NFL with 321 passing first downs on third down over the past five seasons. He threw for 12 third-down conversions in 2021's Week 1 win at Washington, the most passing first downs in a single game on third down since Andrew Luck did so in 2012. Herbert sported a league-leading 79 passing first downs on third down in 2021.

THIRD DOWN PASSING FIRST DOWNS, NFL, SINCE 2020

Rank	Team/s	Player	Passing First Downs
1.	K.C.	QB Patrick Mahomes	349
2.	LAC	QB Justin Herbert	321
3.	LAR/Det.	QB Jared Goff	291
4.	Buf.	QB Josh Allen	287
5.	Cin.	QB Joe Burrow	272

FEELING IT ON FOURTH DOWN

Since entering the NFL in 2020, **Justin Herbert** has been one of the league's top passers on fourth down. He threw a pair of fourth-down touchdowns in Week 10 of the 2023 season, giving him 10 passing scores on fourth down since coming into the NFL in 2020, ranking tied for No. 3 in the league over that span.

FOURTH DOWN PASSING TOUCHDOWNS, NFL, SINCE 2020

Rank	Team/s	Player	Passing Touchdowns
1.	Buf.	QB Josh Allen	12
	Min./Atl.	QB Kirk Cousins	12
3.	LAC	QB Justin Herbert	10
	LAR/Det.	QB Jared Goff	10
5.	Cin.	QB Joe Burrow	8
6.	Ari.	QB Kyler Murray	7
	Phi.	QB Jalen Hurts	7

Herbert also leads the NFL over that span in passing yards (568) and is tied for the lead in completions (41). He has the third-most passing first downs (36) and ranks No. 4 fourth-down passer rating (117.1) since 2020 among players with at least 30 passing attempts on fourth down.

FOURTH DOWN COMPLETIONS, NFL, SINCE 2020

Rank	Team/s	Player	Completions
1.	LAC	QB Justin Herbert	41
	LAR/Det.	QB Jared Goff	41
	Min./Atl.	QB Kirk Cousins	41
4.	Cin.	QB Joe Burrow	32
5.	Jax.	QB Trevor Lawrence	31

FOURTH DOWN PASSING YARDS, NFL, SINCE 2020

Rank	Team/s	Player	Passing Yards
1.	LAC	QB Justin Herbert	568
2.	Min./Atl.	QB Kirk Cousins	518
3.	LAR/Det.	QB Jared Goff	431
4.	Cin.	QB Joe Burrow	404
5.	Ari.	QB Kyler Murray	361

FOURTH DOWN PASSING FIRST DOWNS, NFL, SINCE 2020

Rank	Team/s	Player	Passing First Downs
1.	Min./Atl.	QB Kirk Cousins	39
2.	LAR/Det.	QB Jared Goff	38
3.	LAC	QB Justin Herbert	36
4.	Ari.	QB Kyler Murray	28
	Cin.	QB Joe Burrow	28
	Jax.	QB Trevor Lawrence	28

FOURTH DOWN PASSER RATING, MIN. 30 ATT., NFL, SINCE 2020

Rank	Team/s	Player	Passer Rating
1.	Cin.	QB Joe Burrow	125.4
2.	Mia.	QB Tua Tagovailoa	124.3
3.	Phi.	QB Jalen Hurts	121.4
4.	LAC	QB Justin Herbert	117.3
5.	Atl./Ind.	QB Matt Ryan	112.1

JUSTIN HERBERT

LEGGING IT OUT

In the team's *Sunday Night Football* victory over Pittsburgh in Week 11 of the 2021 season, **Justin Herbert** threw for 382 yards and ran for 90 yards, becoming the only player to ever top 350 yards passing and 90 yards rushing in a single game. He was the fifth player ever to run for 90 yards and pass for 300 in the same game.

QUARTERBACKS WITH 300 PASSING YARDS AND 90 RUSHING YARDS, SINGLE GAME, NFL HISTORY

Season (Wk)	Team	Quarterback	Pass Yds	Rush Yds
2022 (2)	Bal.	Lamar Jackson	318	119
2021 (14)	Buf.	Josh Allen	308	109
2021 (11)	LAC	Justin Herbert	382	90
2015 (15)	Car.	Cam Newton	340	100
2014 (7)	Sea.	Russell Wilson	313	106
2011 (5)	Phi.	Mike Vick	315	90
1989 (15)	Phi.	Randall Cunningham	306	92

TARGET ACQUIRED

Justin Herbert has thrown touchdowns to 23 players, including 15 with multiple scores. He's most frequently thrown touchdowns to WR Keenan Allen, who caught 24 scores from Herbert. The first passing score of his career went to WR Jalen Guyton, who also caught the first touchdown of his career on the play.

HERBERT'S CAREER TOUCHDOWN PASSES BY RECEIVER

Receiver	Touchdown Passes
WR Keenan Allen	24
WR Mike Williams	18
RB Austin Ekeler	16
TE Donald Parham Jr.	11
WR Quentin Johnston	9
WR Joshua Palmer	9
TE Gerald Everett	7
WR Jalen Guyton	7
WR Ladd McConkey	5
TE Jared Cook	4
TE Hunter Henry	4
WR DeAndre Carter	3
WR Tyron Johnson	3
FB Zander Horvath	2
FB Gabe Nabers	2
TE Stephen Anderson	1
WR Derius Davis	1
TE Will Dissly	1
WR Simi Fehoko	1
TE Virgil Green	1
RB Hassan Haskins	1
TE Stone Smartt	1
RB Kimani Vidal	1
Total (23 Receivers)	132

A ROOKIE CAMPAIGN FOR THE AGES

AWARDS

- *The Associated Press* Offensive Rookie of the Year
- *Professional Football Writers of America* Rookie of the Year
- PFWA Offensive Rookie of the Year
- PFWA All-Rookie Selection
- NFL Offensive Rookie of the Month (October)
- NFL Offensive Rookie of the Month (November)
- FedEx NFL Air Player of the Week — Week 11 vs. NYJ (fan vote)
- Voted by fans as the Pepsi Zero Sugar Rookie of the Year
- Nine-time Pepsi Zero Sugar Rookie of the Week (voted by fans)

RECORDS AT THE TIME

- Most passing touchdowns by a rookie quarterback ever (31).
- Most combined touchdowns by a rookie in NFL history (36).
- Most consecutive games by a rookie quarterback with multiple passing touchdowns in NFL history (seven).
- Most performances by a rookie quarterback with 300-plus passing yards in NFL history (eight).
- Most performances by a rookie quarterback with three-plus touchdowns in NFL history (six).
- Most games by a rookie quarterback with multiple touchdown passes in NFL history (10).
- Most completions ever by a rookie quarterback (396).
- Youngest player ever to throw 30 touchdowns in a single season, doing so at 22 years, 299 days old.
- Tied for the longest streak of game-winning drives (three games) in the fourth quarter or overtime by a rookie quarterback in the Super Bowl era (since 1966).
- Recorded the first win in pro football history by a rookie quarterback while posting 300 passing yards, three touchdown passes, a rushing score and no interceptions.
- Most passing touchdowns by a rookie quarterback in a game (four) and a half (three) in *Monday Night Football* history.
- Tied for the longest streak of games with three-plus touchdown passes by a rookie quarterback in NFL history (four).
- Tied for the most 300-yard passing performances in a player's first two career games (two).
- Became the first player since at least 1970 to register over 1,500 passing yards and a 100-plus passer rating through the first five games of a career.
- Set marks for the most passing attempts, completions, passing yards and touchdown passes by a rookie quarterback in Chargers history.
- Recorded the most single-game rushing yards by a quarterback in team annals (66 in Week 7 vs. Jax.).

ACCOMPLISHMENTS AND OTHER NOTES AT THE TIME

- Ranked second among rookie quarterbacks in NFL history with 4,336 passing yards on the season.
- Joined Patrick Mahomes as the only players in history to eclipse 4,000 passing yards in the first 14 starts of a career.
- Became the second player in NFL history to top 250 passing yards in each of the first seven games of a career (Mahomes).
- Threw a touchdown pass in each of his first 10 games played, the second-longest streak to open an career in NFL history.
- Threw for 277 yards in the first half of Week 11, the most by any rookie quarterback in a first half over the last 40 seasons.
- Became the third quarterback in NFL history to have 300 passing yards and a rushing score in a debut.
- Threw for the fourth-most passing yards in a debut since 1970.
- Became the first quarterback to throw a touchdown and run for a score in the first half of a debut since 1954.

JUSTIN HERBERT IN PRIMETIME

A PRIME-TIME PRODIGY

Since entering the NFL, **Justin Herbert** has made 21 starts in primetime, leading the Bolts to wins on each of the regularly-slated prime-time games — *Thursday Night Football*, *Sunday Night Football* and *Monday Night Football*.

He has been one of the best quarterbacks under the lights since entering the NFL in 2020, with his 94.0 passer rating in prime-time games ranking No. 8 in the NFL over the that span among players with at least 500 prime-time passing attempts.

PRIME-TIME PASSER RATING, MIN. 500 ATT., SINCE 2020

Rank	Team/s	Player	Passer Rating
1.	G.B./NYJ	QB Aaron Rodgers	113.2
2.	Buf.	QB Josh Allen	104.5
3.	Bal.	QB Lamar Jackson	101.1
4.	Cin.	QB Joe Burrow	100.7
5.	Dal.	QB Dak Prescott	99.6
6.	K.C.	QB Patrick Mahomes	96.8
7.	Sea./Den./Pit.	QB Russell Wilson	96.8
8.	LAC	QB Justin Herbert	93.3
9.	LAR/Det.	QB Jared Goff	93.0

Herbert has thrown 35 touchdown passes in his 21 prime-time starts, ranking No. 6 in the NFL in primetime since he entered the league in 2020.

PRIME-TIME PASSING TOUCHDOWNS, SINCE 2020

Rank	Team/s	Player	Passing Touchdowns
1.	Buf.	QB Josh Allen	57
2.	K.C.	QB Patrick Mahomes	53
	G.B./NYJ	QB Aaron Rodgers	53
4.	Bal.	QB Lamar Jackson	38
5.	Dal.	QB Dak Prescott	37
6.	LAC	QB Justin Herbert	35
7.	Sea./Den./Pit.	QB Russell Wilson	30

SUNDAY NIGHT FOOTBALL

Justin Herbert has appeared in nine career games on *Sunday Night Football*, totaling 2,633 passing yards and 17 touchdowns with five interceptions on 245-of-371 passing (66.0 pct.) for a 96.3 passer rating. In four of those games, Herbert has registered a completion percentage of at least 65.0 and attempted at least 40 passes, tied for the third-most of those performances since the program's inception in 2006.

In the team's Week 14 win on *SNF* in 2022, Herbert completed 39 passes on 51 attempts (76.5 pct.) for 367 yards and a touchdown with zero interceptions (102.3 rating). His 76.5 completion percentage was the best ever in a Sunday night contest by a quarterback to throw zero interceptions and 45-plus attempts.

HIGHEST COMPLETION PCT., SUNDAY NIGHT GAME, MIN. 45 ATT., AND ZERO INTERCEPTIONS, NFL HISTORY

Rk.	Team	Game	Player	Comp. Pct.
1.	LAC	Dec. 11, 2022 vs. Mia.	QB Justin Herbert	76.5
2.	T.B.	Oct. 2, 2022 vs. K.C.	QB Tom Brady	75.0
3.	N.E.	Oct. 27, 1996 vs. Buf.	QB Drew Bledsoe	71.1
4.	K.C.	Nov. 14, 2021 at L.V.	QB Patrick Mahomes	70.0

Herbert completed his first 15 passes of the team's 2023 Week 8 win over Chicago on *SNF*, finishing with 298 yards and three touchdowns with zero interceptions on 31-of-40 passing (77.5 pct.) to register a 122.7 passer rating. Herbert's completion percentage was the fourth-highest in a Sunday night contest in NFL history among players with at least 40 passing attempts and zero interceptions.

HIGHEST COMPLETION PCT., SUNDAY NIGHT GAME, MIN. 40 ATT., AND ZERO INTERCEPTIONS, NFL HISTORY

Rk.	Team	Game	Player	Comp. Pct.
1.	N.O.	Nov. 10, 2013 vs. Dal.	QB Drew Brees	82.9
2.	Mia.	Nov. 5, 2017 vs. Oak.	QB Jay Cutler	81.0
3.	N.O.	Oct. 4, 2015 vs. Dal.	QB Drew Brees	80.5
4.	LAC	Oct. 29, 2023 vs. Chi.	QB Justin Herbert	77.5
5.	LAC	Dec. 11, 2022 vs. Mia.	QB Justin Herbert	76.5

Herbert made his first career appearance on *SNF* in Week 11 of 2021 against Pittsburgh, throwing for 382 yards and three touchdowns with an interception on 31-of-40 passing (73.2 pct.) for a 116.1 passer rating. He added 90 rushing yards to become the first player ever to have at least 350 yards passing and 90 yards rushing in a single game.

His 116.1 passer rating was the best in a quarterback's first career start on *SNF* with at least 40 passing attempts since the program began in 2006. It was also the best passer rating by a quarterback ever in their first career start in Sunday night game (min. 40 att.).

PASSER RATING, FIRST CAREER START IN A SUNDAY NIGHT GAME, MINIMUM 40 ATTEMPTS, NFL HISTORY

Rk.	Team	Game	Player	Passer Rtg.
1.	LAC	Nov. 21, 2021 vs. Pit.	QB Justin Herbert	116.1
2.	Ari.	Oct. 2, 2005 vs. S.F.	QB Josh McCown	109.4
3.	StL	Nov. 18, 2001 at N.E.	QB Kurt Warner	105.4

JUSTIN HERBERT IN PRIMETIME

THURSDAY NIGHT FOOTBALL

Justin Herbert has made four appearances on *Thursday Night Football*, leading the Chargers to a pair of victories. In those four games, Herbert has completed 67.1 percent of his passes (100-of-149) for 1,168 yards and nine touchdowns with three interceptions (102.4 rating).

Since entering the NFL in 2020, Herbert has led the Bolts to a pair of come-from-behind wins on *Thursday Night Football*, tying for the most in the NFL on *TNF* in that span.

FOURTH QUARTER/OVERTIME COMEBACK WINS, THURSDAY NIGHT FOOTBALL, NFL, SINCE 2020

Rk.	Team/s	Player	4Q/OT Comeback Wins
1.	LAC	QB Justin Herbert	2
	Cin.	QB Joe Burrow	2
	LAR/Det.	QB Jared Goff	2
	Min./Atl.	QB Kirk Cousins	2
	Phi./Ind./LAR/K.C.	QB Carson Wentz	2
6.	—	14 Other Players	1

Herbert recorded his first career comeback win in the fourth quarter or overtime as a rookie in 2020 in Week 15 at Las Vegas, leading the Bolts to a 30-27 overtime victory. He finished the game with 314 passing yards and two touchdowns on 22-of-32 passing (68.8 pct.) for a 121.1 passer rating. Herbert added a rushing touchdown in overtime to secure the victory.

At 22 years, 282 days old, Herbert became the second-youngest player to mount a come-from-behind win in the fourth quarter or overtime of a Thursday night game in NFL history.

YOUNGEST QUARTERBACKS TO LEAD A COME-FROM-BEHIND WIN IN FOURTH QUARTER OR OVERTIME, THURSDAY NIGHT GAMES, NFL HISTORY

Rk.	Team	Game	Player	Age (Yrs-Days)
1.	S.F.	Dec. 14, 2006 at Sea.	QB Alex Smith	22-221
2.	LAC	Dec. 17, 2020 at L.V.	QB Justin Herbert	22-282
3.	Dal.	Dec. 1, 2016 at Min.	QB Dak Prescott	23-125

MONDAY NIGHT FOOTBALL

In eight appearances on *Monday Night Football*, **Justin Herbert** has thrown for 1,889 yards and nine scores with three interceptions on 192-of-302 passing (63.6 pct.) for a 86.9 passer rating.

In 2020, Herbert tossed four touchdown passes on *Monday Night Football*, setting the program's single-game rookie passing touchdown record. He added three touchdowns in the lone Monday night contest in 2021, making him one of four players with seven or more touchdown passes in their first two starts on *MNF* since the program began in 1970.



J.K. DOBBINS



SETTING THE PACE

J.K. Dobbins averages 4.85 yards per carry this season, ranking No. 3 in the AFC and seventh in the NFL among players with at least 150 rushing attempts.

RUSHING AVERAGE, RBs, MIN. 150 ATT., NFL, 2024

Rank	Team	Player	Rushing Average
1.	Bal.	RB Derrick Henry	5.88
2.	Phi.	RB Saquon Barkley	5.85
3.	Det.	RB Jahmyr Gibbs	5.53
4.	T.B.	RB Bucky Irving	5.48
5.	S.F.	RB Jordan Mason	5.16
6.	Buf.	RB James Cook	5.10
7.	LAC	RB J.K. Dobbins	4.85
8.	Car.	RB Chuba Hubbard	4.78
9.	Ind.	RB Jonathan Taylor	4.76
10.	Dal.	RB Rico Dowdle	4.75

A COMEBACK PLAYER OF THE YEAR PACE

In his first year with the Chargers, **J.K. Dobbins** kicked off his Comeback Player of the Year campaign with a bang, closing in on single-season career highs with 766 rushing yards, eight rushing touchdowns and 900 yards from scrimmage through the first 12 games of the season. Coming off back-to-back season-ending injuries (ACL and Achilles), Dobbins stormed out of the gate with back-to-back 100-yard rushing performances to begin the year.

Below is how Dobbins' numbers through the first 12 games of the 2024 season stack up compared to previous *Professional Football Writers of America* Comeback Player of the Year-winning running backs through 12 games:

RUNNING BACKS TO WIN PROFESSIONAL FOOTBALL WRITERS OF AMERICA COMEBACK PLAYER OF THE YEAR

Season	Team	Running Back	Rush Yds	Rush TDs	Scrm. Yds
2012	Min.	Adrian Peterson	1,446	8	1,641
2004	Buf.	Willis McGahee	817	7	952
2001	S.F.	Garrison Hearst	939	4	1,242
1996	Pit.	Jerome Bettis	1,236	10	1,355
1993	K.C.	Marcus Allen	664	10	853
1990	K.C.	Barry Word	676	2	691
1989	NYG	Ottis Anderson	778	9	1,003
1988	LAR	Greg Bell	848	12	932
1987	LAR	Charles White	1,054	8	1,172
1979	Mia.	Larry Csonka	632	6	700
1978	Was.	John Riggins	863	4	1,108
1975	Atl.	Dave Hampton	860	3	1,008
2024	LAC	J.K. Dobbins	766	8	900

J.K. DOBBINS

DOBBINS DOMINATES FIRST TWO WEEKS

J.K. Dobbins built off his dominant Week 1 performance in Week 2 to record 131 rushing yards and a score on 17 carries (7.7 avg.). He scored on a 43-yard run in the second quarter, his league-leading third run of at least 40 yards in 2024 to that point.

He became just the sixth player in the last 75 years and first since 1998 to record back-to-back games with 130 yards on the ground and a rushing score in his team's first two games of a season. Dobbins also is the seventh player in the last 75 years and first since 2006 to begin a season with two consecutive games with 130-plus yards on the ground.

PLAYERS WITH 130 RUSHING YARDS AND A RUSHING TOUCHDOWN, CONSECUTIVE GAMES TO START SEASON, NFL, SINCE 1948

Season	Team	Player	Consecutive Games
1975	Buf.	RB O.J. Simpson*	4
2024	LAC	RB J.K. Dobbins	2
1998	S.F.	RB Garrison Hearst	2
1980	Det.	RB Billy Sims	2
1963	Cle.	RB Jim Brown*	2
1955	BalC**	RB Alan Ameche	2

PLAYERS WITH 130 RUSHING YARDS, CONSECUTIVE GAMES TO START SEASON, NFL, SINCE 1948

Season	Team	Player	Consecutive Games
1975	Buf.	RB O.J. Simpson*	4
2024	LAC	RB J.K. Dobbins	2
2006	Atl.	RB Warrick Dunn	2
1998	S.F.	RB Garrison Hearst	2
1980	Det.	RB Billy Sims	2
1963	Cle.	RB Jim Brown*	2
1955	BalC**	RB Alan Ameche	2

*Pro Football Hall of Famer

**Baltimore Colts



DOBBINS RUNS WILD IN WEEK 1 WIN

In the Week 1 victory, **J.K. Dobbins** rushed for 135 yards and a touchdown on 10 carries (13.5 avg.), highlighted by multiple carries of 45-plus yards.

Dobbins, who returned to action after missing most of last season due to injury, became just the third player in the last 30 seasons to post multiple 45-yard runs a Week 1 contest, while his 13.5-yard rushing average was the best by any player in the first week of a season in NFL history (min. 10 att.).

He headlined a Bolts rushing offense that ran for 176 yards and averaged 6.5 yards per attempt in the victory, the best rushing average by any AFC team in Week 1.

RUSHING AVERAGE, SINGLE GAME, MINIMUM 10 ATTEMPTS, KICKOFF WEEKEND, NFL HISTORY

Rk.	Team	Game	Player	Rush Avg.
1.	LAC	Sept. 8, 2024 vs. L.V.	RB J.K. Dobbins	13.5
2.	ChiC*	Sept. 29, 1949 vs. Was.	HB Charley Trippi	13.0
3.	ChiC*	Sept. 27, 1959 vs. Was.	WR Bobby Joe Conrad	12.7
4.	NYJ	Sept. 11, 2023 vs. Buf.	RB Breece Hall	12.7
5.	Buf.	Sept. 8, 2012 at NYJ	RB C.J. Spiller	12.1

*Chicago Cardinals

RUSHES OF 45-PLUS YARDS, SINGLE GAME, KICKOFF WEEKEND, SINCE 1991

Rk.	Team	Game	Player	No.
1.	LAC	Sept. 8, 2024 vs. L.V.	RB J.K. Dobbins	2
	Buf.	Sept. 8, 2012 at NYJ	RB C.J. Spiller	2
	Min.	Sept. 6, 1992 at G.B.	RB Terry Allen	2
4.	—	Several Others		1

LADD McCONKEY

McCONKEY KEEPS CLIMBING

In his rookie season, **WR Ladd McConkey** paces the team in receptions (69) and receiving yards (960), while ranking second in touchdown grabs (five). His 69 catches are the second-most in franchise history by a rookie, while his 960 receiving yards also rank No. 3 among rookies in Chargers history.

RECEPTIONS, ROOKIES, CHARGERS HISTORY

Rank	Season	Player	Receptions
1.	2013	WR Keenan Allen [†]	71
2.	2024	WR Ladd McConkey	69
3.	2001	RB LaDainian Tomlinson [†]	59
4.	1978	WR John Jefferson ^{**}	56
5.	1981	RB James Brooks	46

RECEIVING YARDS, ROOKIES, CHARGERS HISTORY

Rank	Season	Player	Receiving Yards
1.	2013	WR Keenan Allen [†]	1,046
2.	1978	WR John Jefferson ^{**}	1,001
3.	2024	WR Ladd McConkey	960
4.	1988	WR Anthony Miller	526
5.	1996	WR Charlie Jones	524

^{*}Pro Bowl Selection

[†]Professional Football Writers of America All-Rookie

In the team's Week 11 win over Cincinnati, McConkey recorded a career-best 123 yards on six receptions (20.5 avg.). It was the seventh-most receiving yards in a single game by a Chargers rookie ever and the most by a Bolts rookie in a game since 2013.

MOST RECEIVING YARDS, ROOKIES, SINGLE GAME, CHARGERS HISTORY

Rank	Game	Player	Rec. Yds
1	Dec. 4, 1978 vs. Chi.	WR John Jefferson	155
2.	Dec. 17, 1978 at Hou. [^]	WR John Jefferson	149
3.	Nov. 3, 1974 vs. Cle.	WR Harrison Davis	142
4.	Nov. 12, 1978 vs. K.C.	WR John Jefferson	130
5.	Nov. 3, 2013 at Was.	WR Keenan Allen	128
6.	Nov. 24, 2013 at K.C.	WR Keenan Allen	124
7.	Nov. 17, 2024 vs. Cin.	WR Ladd McConkey	123
8.	Nov. 3, 1974 vs. Cle.	RB Don Woods	119

[^]Houston Oilers

In Week 13, McConkey hauled in 117 receiving yards, his third 100-yard performance of the season. 105 of those yards came in the first half, the most ever by a Chargers rookie in a single first half. McConkey's three 100-yard receiving games are tied for the second-most by a rookie in team history.

GAMES WITH 100-PLUS RECEIVING YARDS, ROOKIES, CHARGERS HISTORY

Rank	Season	Player	Games
1.	2013	WR Keenan Allen [†]	5
2.	2024	WR Ladd McConkey	3
	1978	WR John Jefferson ^{**}	3
4.	—	Six Other Players	1

McCONKEY A STANDOUT ROOKIE

WR Ladd McConkey has caught 63 passes for 873 yards (13.9 avg.) and five touchdowns this season, ranking No. 7 in yards per reception among all NFL players with at least 60 receptions.

His efforts stand out amongst first-year players, as his 13.9-yard receiving average ranks No. 2 among all rookies (min. 60 catches), while his 960 yards and his 69 catches rank fourth among all rookies in 2024.

McConkey has also converted 45 of his 69 receptions this season for first downs or touchdowns (65.2 pct.), the highest rate by any rookie in 2024 with at least 60 receptions.

RECEPTIONS, ROOKIES, NFL, 2024

Rank	Team	Player	Receptions
1.	L.V.	TE Brock Bowers	101
2.	NYG	WR Malik Nabers	97
3.	Jax.	WR Brian Thomas Jr.	73
4.	LAC	WR Ladd McConkey	69
5.	Ari.	WR Marvin Harrison Jr.	51
	Chi.	WR Rome Odunze	51
	K.C.	WR Xavier Worthy	51

RECEIVING YARDS, ROOKIES, NFL, 2024

Rank	Team	Player	Receiving Yards
1.	Jax.	WR Brian Thomas Jr.	1,088
2.	L.V.	TE Brock Bowers	1,037
3.	NYG	WR Malik Nabers	969
4.	LAC	WR Ladd McConkey	960
5.	Ari.	WR Marvin Harrison Jr.	726

RECEIVING AVERAGE, ROOKIES, MIN. 60 REC., NFL, 2024

Rank	Team	Player	Receiving Avg.
1.	Jax.	WR Brian Thomas Jr.	14.9
2.	LAC	WR Ladd McConkey	13.9
3.	L.V.	TE Brock Bowers	10.6
4.	NYG	WR Malik Nabers	10.0

RECEIVING 1ST DOWN PCT., ROOKIES, MIN. 60 REC., NFL, 2024

Rank	Team	Player	Rec. 1st Down Pct.
1.	LAC	WR Ladd McConkey	65.2
2.	Jax.	WR Brian Thomas Jr.	63.0
3.	L.V.	TE Brock Bowers	152.5
4.	NYG	WR Malik Nabers	50.5

DERWIN JAMES JR.

A DEFENSIVE CHESS PIECE

This season, **Derwin James Jr.**, has recorded 88 tackles, 3.5 sacks, an interception and six passes defended. He's one of just six players in the NFL this season — and only defensive back — to have at least 80 tackles, multiple sacks, an interception and five pass breakups.

PLAYERS WITH 80 TACKLES, MULTIPLE SACKS, AN INTERCEPTION AND FIVE PASSES DEFENSED, NFL, 2024

Rk.	Team	Player	Sacks	PDs	INTs	Tackles
1.	Ind.	LB Zaire Franklin	2.5	5	2	151
2.	N.O.	LB Demario Davis	2.0	6	1	114
3.	T.B.	LB Lavonte David	5.5	5	1	112
4.	Car.	LB Josey Jewell	3.5	7	1	97
5.	Was.	LB Frankie Luvu	8.0	7	1	89
6.	LAC	S Derwin James Jr.	3.5	6	1	88

AMONG THE BEST THROUGH 70 GAMES

Derwin James Jr., who has appeared in 79 career games, recorded 521 tackles, 27 tackles for loss and 12.5 sacks in his first 70 career games played. He was just the 10th NFL player and the first defensive back to record 500 tackles, 25 tackles for loss and 10.0 sacks within the first 70 games of a career since tackles for loss began being tracked in 2008.

PLAYERS WITH 500 TACKLES, 25 TACKLES FOR LOSS AND 10 SACKS, FIRST 70 CAREER GAMES, NFL, SINCE 2008

Seasons	Team/s	Player	Sacks	TFL	Tackles
2018-24	LAC	S Derwin James Jr.	12.5	27	521
2019-23	T.B.	LB Devin White	21.5	37	539
2018-23	Ind.	LB Shaquille Leonard	15.0	32	605
2018-22	Chi./Bal.	LB Roquan Smith	16.5	47	611
2016-20	G.B./NYG	LB Blake Martinez	12.0	35	586
2012-17	Ind./Chi.	LB Jerrell Freman	12.0	29	598
2012-16	Sea.	LB Bobby Wagner	12.0	30	621
2012-16	T.B.	LB Lavonte David	14.0	78	620
2010-15	S.F.	LB NaVorro Bowman	10.0	33	507
2007-11	S.F.	LB Patrick Willis	16.0	34	649

James is also one of six players — and the only defensive back — since the turn of the century to post 500 tackles, five interceptions and 10 sacks within the first 70 games of a career.

PLAYERS WITH 500 TACKLES, FIVE INTERCEPTIONS AND 10 SACKS, FIRST 70 CAREER GAMES, NFL, SINCE 2000

Seasons	Team/s	Player	Sacks	INTs	Tackles
2018-24	LAC	S Derwin James Jr.	12.5	8	521
2018-23	Ind.	LB Shaquille Leonard	15.0	12	605
2018-22	Chi./Bal.	LB Roquan Smith	16.5	7	611
2012-16	Sea.	LB Bobby Wagner	12.0	6	621
2012-16	T.B.	LB Lavonte David	14.0	9	620
2000-04	Chi.	LB Brian Urlacher	25.0	6	559

MAKING AN IMPACT

Derwin James Jr., eclipsed 500 career tackles in his 67th career game, doing so faster than any defensive back since the turn of the century. With 585 tackles in 80 career games, James is on pace to set the mark for the fewest games to reach 600 tackles.

FEWEST GAMES TO 500 TACKLES, DEFENSIVE BACKS, NFL, SINCE 2000

Rank	Team/s	Player	Games
1.	LAC	S Derwin James Jr.	67
2.	NYG/Was.	S Landon Collins	68
3.	NYG/Oak./Mia.	S Gibril Wilson	71

FEWEST GAMES TO 600 TACKLES, DEFENSIVE BACKS, NFL, SINCE 2000

Rank	Team	Player	Games
1.	NYG/Was.	S Landon Collins	84
2.	G.B.	S Morgan Burnett	87
3.	Ari.	S Budda Baker	89
—	LAC	S Derwin James Jr.	80

DERWIN'S PICKS AND SACKS BY PASSER

Derwin James Jr., has recorded nine interceptions and 15.0 sacks in his career. He has brought down Patrick Mahomes the most, totaling three sacks of the Texas Tech product. Below is a look at his career regular-season sacks and interceptions by passer:

REGULAR-SEASON CAREER INTs BY PASSER (9)

INTs	Passer	Most Recent INT
1	QB Tyson Bagent	Oct. 29, 2023 vs. Chi.
	QB Derek Carr	Oct. 4, 2021 vs. L.V.
	QB Kirk Cousins	Dec. 1, 2024 at Atl.
	QB Nick Foles	Dec. 26, 2022 at Ind.
	QB Jared Goff	Sept. 23, 2018 at LAR
	QB Drew Lock	Nov. 28, 2021 at Den.
	QB Kyler Murray	Nov. 27, 2022 at Ari.
	QB Ben Roethlisberger	Dec. 2, 2018 at Pit.
	QB Josh Rosen	Nov. 25, 2018 vs. Ari.

REGULAR-SEASON CAREER SACKS BY PASSER (15.0)

Sacks	Passer	Most Recent Sack
3.0	QB Patrick Mahomes	Dec. 8, 2024 at K.C.
1.5	QB Baker Mayfield	Oct. 10, 2021 vs. Cle.
1.0	QB Josh Allen	Sept. 16, 2018 at Buf.
	QB C.J. Beathard	Sept. 30, 2018 vs. S.F.
	QB Joe Burrow	Nov. 17, 2024 vs. Cin.
	QB Derek Carr	Sept. 11, 2022 vs. L.V.
	QB Justin Fields	Sept. 22, 2024 at Pit.
	QB Lamar Jackson	Nov. 25, 2024 vs. Bal.
	QB Marcus Mariota	Nov. 6, 2022 at Atl.
	QB Jarrett Stidham	Dec. 31, 2023 at Den.
	QB Russell Wilson	Oct. 17, 2022 vs. Den.
	QB Bailey Zappe	Dec. 3, 2023 at N.E.
0.5	QB Dak Prescott	Sept. 19, 2021 vs. Dal.

KHALIL MACK

RETURN OF THE MACK

Since entering the NFL in 2014, **Khalil Mack** has totaled 106.5 sacks, good for the third-most over that span. He's one of football's top defenders at forcing turnovers, No. 2 in forced fumbles and strip-sacks since entering the NFL.

Mack's 256 career hurries lead the league since he entered the NFL in 2014, while his 452 pressures rank No. 2 over that span.

SACKS, NFL, SINCE 2014

Rank	Team/s	Player	Sacks
1.	LAR	DT Aaron Donald	111.0
2.	Pit.	LB T.J. Watt	108.0
3.	Oak./Chi./LAC	OLB Khalil Mack	106.5
4.	Cle.	DE Myles Garrett	100.5
5.	Min./Hou.	DE Danielle Hunter	99.5

FORCED FUMBLES, NFL, SINCE 2014

Rank	Team/s	Player	Forced Fum.
1.	Pit.	LB T.J. Watt	33
1.	Oak./Chi./LAC	OLB Khalil Mack	32
3.	N.E./Ari./L.V.	OLB Chandler Jones	30
4.	T.B.	LB Lavonte David	29
5.	LAR	DT Aaron Donald	24

STRIP-SACKS, NFL, SINCE 2014

Rk.	Team/s	Player	Strip Sacks
1.	N.E./Ari./L.V.	OLB Chandler Jones	26
2.	Oak./Chi./LAC	OLB Khalil Mack	24
3.	Pit.	LB T.J. Watt	23
4.	Cle.	DE Myles Garrett	19
	Den./T.B.	OLB Shaquil Barrett	19
6.	LAR	DT Aaron Donald	18
	StL/LAR/Mia./Dal./Chi./Phi.	LB Robert Quinn	18
	Jax./Min./Bal./L.V./Ind./Chi.	DE Yannick Ngakoue	18

QUARTERBACK HURRIES, NFL, SINCE 2014

Rank	Team/s	Player	Hurries
1.	Oak./Chi./LAC	OLB Khalil Mack	256
2.	Den./LAR/Buf.	OLB Von Miller	215
3.	LAR	DT Aaron Donald	214
	N.O.	DE Cameron Jordan	214
5.	Buf./Hou.	DL Jerry Hughes	204

DEFENSIVE PRESSURES, NFL, SINCE 2014

Rank	Team/s	Player	Pressures
1.	LAR	DT Aaron Donald	475
2.	Oak./Chi./LAC	OLB Khalil Mack	452
3.	N.O.	DE Cameron Jordan	404
4.	Den./LAR/Buf.	OLB Von Miller	402
5.	Hou./Ari.	DE J.J. Watt	393



MACK TOPS 100 CAREER SACKS

In the 150th regular-season game of his career, **OLB Khalil Mack** eclipsed 100 career sacks in the second quarter on a nine-yard takedown. Now 165 games into his career, Mack's 106.5 sacks rank No. 5 among active NFL players.

SACKS, ACTIVE NFL PLAYERS

Rank	Team/s	Player	Sacks
1.	Den./LAR/Buf.	OLB Von Miller	127.5
2.	N.O.	DE Cameron Jordan	120.5
3.	Ari./Jax./Bal./Atl./Mia.	DL Calais Campbell	109.5
4.	Pit.	LB T.J. Watt	108.0
5.	Oak./Chi./LAC	OLB Khalil Mack	106.5
6.	Cle.	DE Myles Garrett	100.5
	Min./Hou.	DE Danielle Hunter	99.5

MACK MAKES HISTORY

Khalil Mack eclipsed 12 sacks in 2023, the third season of his career with at least 12 sacks — and with his third franchise. He joined Hall of Famer Kevin Greene as the only two players to have a 12-sack season with three different franchises since the individual sack became an official statistic in 1982.

PLAYERS WITH 12-SACK SEASON WITH THREE DIFFERENT FRANCHISES, NFL, SINCE 1982

Player	Teams (Seasons)
OLB Khalil Mack	Raiders ('15), Bears ('18), Chargers ('23)
LB Kevin Greene*	Rams ('88-90), Steelers ('93-94), Panthers ('96, '99)

*Pro Football Hall of Famer

KHALIL MACK

MACK DROPS SIX SACKS IN VICTORY



Khalil Mack had a historic performance in the team's 2023 Week 4 win over the Raiders. He set a single-game team record and career high with six sacks, including a pair of strip-sacks. It was the first six-sack performance by any NFL player since 2017 and just the sixth since the stat began being tracked in 1982.

Mack added 10 tackles (eight solo), five tackles for loss, four quarterback hits and a pass defended. He was the only player since at least 2000 to have six sacks and at least 10 tackles in a single game. He was recognized as AFC Defensive Player of the Week for his performance, the fourth weekly award of his career.

Along with his five-sack performance in 2015, Mack joined Hall of Fame LB Derrick Thomas as the only players with multiple games of five or more sacks since the stat started being tracked in 1982.

SACKS, SINGLE GAME, NFL, SINCE 1982

Rk.	Team	Game	Player	Sacks
1.	K.C.	Nov. 11, 1990 vs. Sea.	LB Derrick Thomas	7.0
2.	LAC	Oct. 1, 2023 vs. L.V.	OLB Khalil Mack	6.0
	Atl.	Nov. 12, 2017 vs. Dal.	DL Adrian Clayborn	6.0
	NYG	Sept. 30, 2007 vs. Phi.	DE Osi Umenyiora	6.0
	K.C.	Sept. 6, 1998 vs. Oak.	LB Derrick Thomas	6.0
	S.F.	Nov. 13, 1983 vs. N.O.	DE Fred Dean	6.0
7.	S.F.	Nov. 19, 2012 vs. Chi.	OLB Aldon Smith	5.5
	Det.	Sept. 4, 1983 at T.B.	DE William Gay	5.5

SACKS, SINGLE GAME, CHARGERS, SINCE 1982

Rank	Game	Player	Sacks
1.	Oct. 1, 2023 vs. L.V.	OLB Khalil Mack	6.0
	Nov. 16, 1986 vs. Dal.	DE Leslie O'Neal	5.0
3.	Dec. 18, 2011 vs. Bal.	OLB Antwan Barnes	4.0
	Oct. 3, 2010 vs. Ari.	LB Shaun Phillips	4.0
	Oct. 22, 1995 at Sea.	DE Leslie O'Neal	4.0
	Dec. 6, 1992 at Phx.*	DE Leslie O'Neal	4.0
	Dec. 22, 1991 vs. Den.	DE Leslie O'Neal	4.0

*Phoenix Cardinals

TOP OF THE CHARTS

Khalil Mack ranked fourth in the NFL in 2023 with 17.0 sacks, setting a new single-season career high. His four strip-sacks were tied for the second-most in the NFL.

SACKS, NFL, 2023

Rank	Team	Player	Sacks
1.	Pit.	LB T.J. Watt	19.0
2.	Cin.	DE Trey Hendrickson	17.5
	Jax.	OLB Josh Allen	17.5
4.	LAC	OLB Khalil Mack	17.0
5.	Min.	OLB Danielle Hunter	16.5
6.	L.V.	DE Maxx Crosby	14.5

STRIP SACKS, NFL, 2023

Rank	Team	Player	Strip-Sacks
1.	Mia.	LB Bradley Chubb	5
2.	LAC	OLB Khalil Mack	4
	Cle.	DE Myles Garrett	4
	Pit.	LB T.J. Watt	4
5.	Cin.	DE Trey Hendrickson	3
	Det.	DE Aidan Hutchinson	3
	Ind.	DE Samson Ebukam	3
	L.V.	DE Malcolm Koonce	3
	Min.	OLB Danielle Hunter	3
	T.B.	OLB Shaquil Barrett	3

MACK ATTACK

By setting his career high with 17.0 sacks in 2023, **Khalil Mack** tied for the most sacks in a single season by a Charger since the individual sack began being tracked in 1982.

Mack forced a total of five fumbles on the year, including four that were strip-sacks. Since forced fumbles began being tracked in 1994, Mack's five tied for the third-most by a Charger in a single season.

SACKS, SINGLE SEASON, CHARGERS, SINCE 1982

Rank	Season	Player	Sacks
1.	2023	OLB Khalil Mack	17.0
	2006	LB Shawne Merriman	17.0
	1992	DE Leslie O'Neal	17.0
4.	1986	DE Lee Williams	15.0
5.	1989	DE Lee Williams	14.0

FORCED FUMBLES, SINGLE SEASON, CHARGERS, SINCE 1994

Rank	Season	Player	Forced Fumbles
1.	2021	OLB Joey Bosa	7
	2009	LB Shaun Phillips	7
3.	2023	OLB Khalil Mack	5
	—	Two Other Players	5

KHALIL MACK

MACK'S PICKS BY PASSER

Khalil Mack has picked off three passes, including two that he returned for a touchdown. Below is a look at his career regular-season interceptions by quarterback:

REGULAR-SEASON CAREER INTs BY PASSER (3)

INTs	Passer	Most Recent INT
1	QB Kirk Cousins	Nov. 16, 2020 vs. Min.
	QB DeShone Kizer	Sept. 9, 2018 at G.B.
	QB Cam Newton	Nov. 27, 2016 vs. Car.



MACK'S SACKS BY PASSER

Khalil Mack has sacked 49 players in the regular season for a total of 106.5 career sacks. Below is a list of his career sacks by passer:

REGULAR-SEASON CAREER SACKS BY PASSER (106.5)

Sacks	Passer	Most Recent Sack
6.0	QB Aidan O'Connell	Oct. 1, 2023 vs. L.V.
	QB Brock Osweiler	Nov. 21, 2016 vs. Hou.
5.5	QB Aaron Rodgers	Oct. 17, 2021 vs. G.B.
	QB Alex Smith	aDec. 10, 2017 at K.C.
5.0	QB Trevor Siemian	Nov. 26, 2017 vs. Den.
4.0	QB Derek Carr	Sept. 11, 2022 L.V.
	QB Kirk Cousins	Dec. 20, 2020 at Min.
	QB Dak Prescott	Oct. 16, 2023 vs. Dal.
3.0	QB Tom Brady	Oct. 8, 2020 vs. T.B.
	QB Jared Goff	Oct. 3, 2021 vs. Det.
	QB Josh McCown	Sept. 17, 2017 vs. NYJ
	QB Jameis Winston	Nov. 3, 2024 at Cle.
2.5	QB Patrick Mahomes	Dec. 8, 2024 at K.C.
2.0	QB Sam Bradford	Sept. 23, 2018 at Ari.
	QB Teddy Bridgewater	Oct. 18, 2020 at Car.
	QB Joe Flacco	Sept. 15, 2019 at Den.
	QB Lamar Jackson	Nov. 26, 2023 vs. Bal.
	QB Daniel Jones	Sept. 20, 2020 vs. NYG
	QB Colin Kaepernick	Dec. 7, 2017 vs. S.F.
	QB Case Keenum	Sept. 23, 2019 at Was.
	QB Jordan Love	Nov. 19, 2023 at G.B.
	QB Marcus Mariota	Nov. 29, 2015 at Ten.
	QB Baker Mayfield	Sept. 26, 2021 at Cle.
	QB Philip Rivers	Oct. 27, 2019 vs. LAC
	QB Geno Smith	Dec. 3, 2017 vs. NYG
	QB Matthew Stafford	Nov. 11, 2018 vs. Det.
	QB Russell Wilson	Oct. 17, 2022 vs. Den.
	QB Zach Wilson	Nov. 6, 2023 at NYJ
	QB Bailey Zappe	Dec. 3, 2023 at N.E.
1.5	QB Gardner Minshew II	Sept. 8, 2024 vs. L.V.
1.0	QB Blake Bortles	Oct. 23, 2016 at Jax.
	QB Drew Brees	Nov. 1, 2020 vs. N.O.
	QB Joe Burrow	Sept. 19, 2021 vs. Cin.
	QB Jay Cutler	Oct. 4, 2015 at Chi.
	QB Justin Fields	Sept. 22, 2024 at Pit.
	QB Ryan Fitzpatrick	Sept. 30, 2018 vs. T.B.
	QB Nick Foles	Dec. 26, 2022 at Ind.
	QB Blaine Gabbert	Jan. 7, 2024 vs. K.C.
	QB Jimmy Garoppolo	Nov. 13, 2022 at S.F.
	QB DeShone Kizer	Sept. 9, 2018 at G.B.
	QB Eli Manning	Dec. 2, 2018 at NYG
	QB Davis Mills	Oct. 2, 2022 at Hou.
	QB Cam Newton	Nov. 27, 2016 vs. Car.
	QB Kyle Orton	Dec. 21, 2014 vs. Buf.
	QB Spencer Rattler	Oct. 27, 2024 vs. N.O.
	QB Jarrett Stidham	Dec. 31, 2023 at Den.
	QB Tyrod Taylor	Dec. 4, 2016 vs. Buf.
	QB Deshaun Watson	Dec. 13, 2020 vs. Hou.
0.5	QB Matt Ryan	Sept. 27, 2020 at Atl.

POSTSEASON CAREER SACKS BY PASSER (1.0)

Sacks	Passer	Most Recent Sack
1.0	QB Trevor Lawrence	Jan. 14, 2023 at Jax.*

*AFC Wild Card

JOEY BOSA



NOT YOUR AVERAGE JOEY

Since entering the NFL in 2016, **Joey Bosa** has been a force, recording the fifth-best sacks-per-game over that span (min. 100 games played). He is also ranks No. 10 in that time with 72.0 sacks.

SACKS PER GAME, MIN. 100 GAMES PLAYED, SINCE 2016

Rank	Team/s	Player	Sacks/Game
1.	Pit.	LB T.J. Watt	0.91
2.	Cle.	DE Myles Garrett	0.87
3.	Min./Hou.	DE Danielle Hunter	0.78
4.	LAR	DT Aaron Donald	0.75
5.	LAC	OLB Joey Bosa	0.69
6.	N.O./Cin.	DE Trey Hendrickson	0.68
7.	Oak./Chi./LAC	OLB Khalil Mack	0.66
8.	Den./LAR/Buf.	OLB Von Miller	0.60
9.	K.C.	DT Chris Jones	0.58
10.	N.O.	DE Cameron Jordan	0.57

SACKS, NFL, SINCE 2016

Rank	Team/s	Player	Sacks
1.	Pit.	LB T.J. Watt	108.0
2.	Cle.	DE Myles Garrett	100.5
3.	Min./Hou.	OLB Danielle Hunter	93.5
4.	LAR	DT Aaron Donald	91.0
5.	Oak./Chi./LAC	OLB Khalil Mack	87.5
6.	N.O.	DE Cameron Jordan	81.5
7.	K.C.	DT Chris Jones	80.5
8.	Ari./L.V.	OLB Chandler Jones	76.0
9.	N.O./Cin.	DE Trey Hendrickson	73.0
10.	LAC	OLB Joey Bosa	72.0
11.	Bal./N.E./Atl.	LB Matthew Judon	71.0
12.	Jax./Min./Bal./L.V./Ind./Chi.	DE Yannick Ngakoue	70.5

FORCING THE ISSUE

After leading the NFL with seven strip-sacks in 2021, **Joey Bosa** continues to be among the league's best at jarring the ball free. He has nine strip-sacks since 2021, good for the fourth-most in the NFL over that span and ranks tied for No. 2 in forced fumbles.

STRIP-SACKS, NFL, SINCE 2021

Rank	Team/s	Player	Strip-Sacks
1.	Pit.	LB T.J. Watt	11
2.	Cin.	DE Trey Hendrickson	10
	Cle.	DE Myles Garrett	10
4.	LAC	OLB Joey Bosa	9
5.	Car./Phi./NYJ	LB Haason Reddick	8
	Dal.	LB Micah Parsons	8
	Den./Mia.	OLB Bradley Chubb	8
	Pit.	LB Alex Highsmith	8
	S.F.	DL Nick Bosa	8

FORCED FUMBLES, NFL, SINCE 2021

Rank	Team/s	Player	Forced Fumbles
1.	Pit.	LB T.J. Watt	16
2.	LAC	OLB Joey Bosa	11
	Cin.	DE Trey Hendrickson	11
4.	Cle.	DE Myles Garrett	10
	S.F.	LB Fred Warner	10

Bosa has gone for the ball when taking down the quarterback since he entered the NFL. His 14 career strip-sacks are tied for the ninth-most since 2016.

10 of Bosa's 14 career strip-sacks came on third down, which leads the NFL over that span. Seven of his third-down strip-sacks have come since 2021, which is also a league-high.

STRIP-SACKS, THIRD DOWN, NFL, SINCE 2016

Rk.	Team/s	Player	Strip-Sacks
1.	LAC	OLB Joey Bosa	10
2.	StL/LAR/Mia./Dal./Chi./Phi.	LB Robert Quinn	8
	Jax./LAR/Atl./Dal.	DE Dante Fowler Jr.	8
	Pit.	LB T.J. Watt	8
5.	LAR	DT Aaron Donald	7

STRIP-SACKS, THIRD DOWN, NFL, SINCE 2021

Rank	Team/s	Player	Strip-Sacks
1.	LAC	OLB Joey Bosa	7
2.	S.F./Ind.	DE Samson Ebukam	5
	Pit.	LB T.J. Watt	5
4.	Ten./Atl./LAC	OLB Bud Dupree	4
	Sea./Chi.	DE Darrell Taylor	4
	Cin.	DE Trey Hendrickson	4
	T.B.	OLB Shaquil Barrett	4

JOEY BOSA

BOSA'S SACKS BY PASSER

Joey Bosa has 72.0 career sacks. He has sacked QB Derek Carr 8.5 times in his career, more than he's sacked any other quarterback. Bosa has brought down 43 different passers in his career, including 17 more than once. Below is a look at his career sacks by passer:

REGULAR-SEASON CAREER SACKS BY PASSER (72.0)

Sacks	Passer	Most Recent Sack
8.5	QB Derek Carr	Sept. 11, 2022 vs. L.V.
4.0	QB Ryan Tannehill	Sept. 17, 2023 at Ten.
3.5	QB Patrick Mahomes	Dec. 8, 2024 at K.C.
	QB Gardner Minshew II	Sept. 8, 2024 vs. L.V.
	QB Trevor Siemian	Oct. 22, 2017 vs. Den.
2.5	QB Josh Rosen	Sept. 29, 2019 at Mia.
	QB Zach Wilson	Nov. 6, 2023 at NYJ
2.0	QB Josh Allen	Nov. 29, 2020 at Buf.
	QB Kirk Cousins	Sept. 24, 2023 at Min.
	QB Robert Griffin III	Dec. 24, 2016 at Cle.
	QB Eli Manning	Oct. 8, 2015 at NYG
	QB Ben Roethlisberger	Nov. 21, 2021 vs. Pit.
	QB Matt Ryan	Oct. 23, 2016 at Atl.
	QB Alex Smith	Sept. 24, 2017 vs. K.C.
	QB Mitchell Trubisky	Oct. 27, 2019 at Chi.
1.5	QB Lamar Jackson	Oct. 17, 2021 at Bal.
	QB Aaron Rodgers	Nov. 3, 2019 vs. G.B.
1.0	WR Davante Adams	Sept. 11, 2022 vs. L.V.
	QB Tyson Bagent	Oct. 29, 2023 vs. Chi.
	QB Matt Barkley	Nov. 29, 2020 at Buf.
	QB Blake Bortles	Nov. 12, 2017 at Jax.
	QB Tom Brady	Oct. 29, 2017 at N.E.
	QB Drew Brees	Oct. 12, 2020 at N.O.
	QB Teddy Bridgewater	Sept. 27, 2020 vs. Car.
	QB Jacoby Brissett	Sept. 8, 2019 vs. Ind.
	QB Joe Burrow	Sept. 13, 2020 at Cin.
	QB Jeff Driskel	Dec. 9, 2018 vs. Cin.
	QB Joe Flacco	Oct. 6, 2019 vs. Den.
	QB Ryan Fitzpatrick	Sept. 12, 2021 at Was.
	QB Mike Glennon	Dec. 12, 2021 vs. NYG
	QB Jalen Hurts	Nov. 7, 2021 at Phi.
	QB Case Keenum	Dec. 30, 2017 at Den.
	QB DeShone Kizer	Dec. 3, 2017 vs. Cle.
	QB Will Levis	Nov. 10, 2024 vs. Ten.
	QB Drew Lock	Nov. 28, 2021 at Den.
	QB Cam Newton	Dec. 11, 2016 at Car.
	QB Bo Nix	Dec. 19, 2024 vs. Den.
	QB Tyrod Taylor	Nov. 19, 2017 vs. Buf.
	QB Russell Wilson	Jan. 8, 2023 at Den.
	QB Jameis Winston	Dec. 4, 2016 vs. T.B.
	QB Bryce Young	Sept. 15, 2024 at Car.
0.5	QB Brock Osweiler	Nov. 27, 2016 at Hou.
	QB Deshaun Watson	Sept. 22, 2019 vs. Hou.

POSTSEASON CAREER SACKS BY PASSER (1.0)

Sacks	Passer	Most Recent Sack
1.0	QB Lamar Jackson	Jan. 6, 2019 at Bal.* *AFC Wild Card



ONE OF A KIND

With 8.5 sacks in his first eight games of 2017, **Joey Bosa** brought his career total to 19.0 sacks over his first 20 career games. That topped the previous NFL record of 18.5 set by Aldon Smith in 2012.

SACKS, FIRST 20 CAREER GAMES, NFL HISTORY

Rank	Team	Player	Sacks
1.	Chargers	DE Joey Bosa	19.0
2.	49ers	LB Aldon Smith	18.5
3.	Cowboys	LB Micah Parsons	17.0
	Packers	LB Clay Matthews	17.0

BRING THE HEAT

Joey Bosa ranks second in sacks in team history after reaching 72.0 for his career.

CAREER SACKS LEADERS, CHARGERS HISTORY SINCE 1982

Rank	Seasons	Player	Sacks
1.	1986-95	DE Leslie O'Neal	105.5
2.	2016-Present	OLB Joey Bosa	72.0
3.	2004-12	LB Shaun Phillips	69.5
4.	1984-90	DE Lee Williams	65.5
5.	2012-20	DE Melvin Ingram III	49.0
6.	1990-2002	LB Junior Seau	47.0

TULI TUIPULOTU

REMEMBER, REMEMBER TULI IN NOVEMBER

Tuli Tuipulotu was the NFL's most disruptive pass rusher during the month of November, tying for the league lead with six sacks during the month.

The former Pac-12 Defensive Player of the Year also led the league with 10 quarterback hits in November. With six tackles for loss during the month, Tuipulotu was just the fifth player in the last 10 seasons to have five sacks, 10 quarterback hits and five tackles for loss during a single November.

SACKS LEADERS, NOVEMBER, NFL, 2024

Rank	Team	Player	Sacks
1.	LAC	OLB Tuli Tuipulotu	6.0
	Cle.	DE Myles Garrett	6.0
3.	Dal.	LB Micah Parsons	5.5
4.	Hou.	DE Danielle Hunter	5.0
	LAR	DE Braden Fiske	5.0

QUARTERBACK HITS LEADERS, NOVEMBER, NFL, 2024

Rank	Team	Player	QB Hits
1.	LAC	OLB Tuli Tuipulotu	10
2.	Bal.	OLB Ofe Oweh	9
	Cin.	DE Trey Hendrickson	9
	Dal.	DT Osa Odighizuwa	9
	Dal.	LB Micah Parsons	9
6.	—	Three Other Players	8

PLAYERS WITH FIVE SACKS, 10 QUARTERBACK HITS AND FIVE TACKLES FOR LOSS, SINGLE NOVEMBER, NFL, SINCE 2015

Month	Team	Player	Sks	QB Hits	TFLs
Nov. 2024	LAC	OLB Tuli Tuipulotu	6.0	10	6
Nov. 2021	Dal.	LB Micah Parsons	6.5	12	8
Nov. 2020	N.O.	DE Cameron Jordan	5.0	10	6
Nov. 2019	NYJ	S Jamal Adams	6.5	10	5
Nov. 2015	Hou.	DE J.J. Watt	7.5	26	9

TULI IMPACTS TWO PHASES

In the team's Week 9 victory, **OLB Tuli Tuipulotu** recorded 2.5 sacks on defense and a pair of special teams tackles, becoming the first NFL player since 2020 and fifth since 2015 to have multiple sacks and multiple special teams tackles in the same game.

PLAYERS WITH MULTIPLE SACKS AND MULTIPLE SPECIAL TEAMS TACKLES, SINGLE GAME, NFL, SINCE 2015

Game	Tm.	Player	Scks.	ST Tkl.
Nov. 3, 2024 at Cle.	LAC	OLB Tuli Tuipulotu	2.5	2
Dec. 20, 2020 vs. Phi.	Ari.	LB Dennis Gardeck	2.0	2
Oct. 15, 2017 vs. Chi.	Bal.	LB Matthew Judon	2.0	2
Dec. 18, 2016 vs. Cle.	Buf.	LB Lorenzo Alexander	1.5	3
Dec. 6, 2015 at Oak.	K.C.	LB Frank Zombo	2.0	3

TULI'S STREAK OF MULTI-SACK GAMES



In three-straight games during the team's four-game winning streak in November, **Tuli Tuipulotu** recorded multiple sacks. He was the second NFL player this season and fourth Charger since sacks became an official statistic in 1982 to have three-straight games with multiple sacks. Tuipulotu was just the eighth player to have a three-game multi-sack streak within the first two seasons of a career since sacks became an official stat in 1982.

CONSECUTIVE MULTI-SACK GAMES, CHARGERS, SINCE 1982

Rk.	Player	Dates	Consec. Games
1.	OLB Tuli Tuipulotu	Nov. 3, 2024-Nov. 17, 2024	3
	OLB Khalil Mack	Nov. 19, 2023-Dec. 3, 2023	3
	OLB Joey Bosa	Oct. 20, 2019-Nov. 3, 2019	3
	LB Shawne Merriman	Oct. 29, 2006-Dec. 10, 2006	3

CONSECUTIVE MULTI-SACK GAMES, NFL, 2024

Rk.	Team	Player	Consec. Games (Dates)
1.	LAC	OLB Tuli Tuipulotu	3 (Nov. 3, 2024-Nov. 17, 2024)
	Bal.	OLB Kyle Van Noy	3 (Sept. 15, 2024-Sept. 29, 2024)

CONSECUTIVE MULTI-SACK GAMES, WITHIN FIRST TWO PRO SEASONS, NFL, SINCE 1982

Rk.	Team	Player	Consec. Games (Dates)
1.	S.F.	LB Aldon Smith	4 (Oct. 29, 2012-Nov. 25, 2012)
2.	LAC	OLB Tuli Tuipulotu	3 (Nov. 3, 2024-Nov. 17, 2024)
	Oak.	DE Khalil Mack	3 (Nov. 29, 2015-Dec. 13, 2015)
	Hou.	DE J.J. Watt	3 (Sept. 16, 2012-Sept. 30, 2012)
	S.F.	LB Aldon Smith	3 (Oct. 2, 2011-Oct. 16, 2011)
	Pit.	LB LaMarr Woodley	3 (Sept. 29, 2008-Oct. 19, 2008)
	S.D.	LB Shawne Merriman	3 (Oct. 29, 2006-Dec. 10, 2006)
	Mia.	LB Bryan Cox	3 (Sept. 20, 1992-Oct. 4, 1992)
	Chi.	DE Richard Dent	3 (Oct. 21, 1984-Nov. 4, 1984)

DAIYAN HENLEY



HENLEY GETS DOUBLE DIGITS

In Week 16, **LB Daiyan Henley** recorded his ninth game of the season with 10-plus tackles, the most double-digit tackle performances in the NFL in 2024.

Six of Henley's 10-tackle performances were consecutive games, the longest such streak in the NFL this season and setting the longest streak by a Charger since the turn of the century.

MOST GAMES WITH 10-PLUS TACKLES, NFL, 2024

Rank	Team	Player	Games
1.	LAC	LB Daiyan Henley	9
2.	Bal.	LB Roquan Smith	8
	Ind.	LB E.J. Speed	8
	Phi.	LB Zack Baun	8
5.	Ari.	S Budda Baker	7
	Atl.	ILB Kaden Elliss	7
	Ind.	LB Zaire Franklin	7
	L.V.	S Robert Spillane	7
	Phi.	LB Nakobe Dean	7

CONSECUTIVE GAMES WITH 10-PLUS TACKLES, NFL, 2024

Rk.	Team	Player	Consec. Games (Dates)
1.	LAC	LB Daiyan Henley	6 (Oct. 27, 2024-Dec. 1, 2024)
2.	L.V.	S Robert Spillane	5 (Sept. 8, 2024-Oct. 6, 2024)
3.	Atl.	LB Kaden Elliss	4 (Oct. 20, 2024-Nov. 10, 2024)
	Buf.	LB Dorian Williams	4 (Sept. 12, 2024-Oct. 6, 2024)
	Ind.	LB E.J. Speed	4 (Sept. 8, 2024-Sept. 29, 2024)
	Phi.	LB Nakobe Dean	4 (Dec. 10, 2024-Present)

CONSECUTIVE GAMES WITH 10-PLUS TACKLES, CHARGERS, SINCE 2000

Rk.	Player	Dates	Consec. Games
1.	LB Daiyan Henley	Oct. 27, 2024-Dec. 1, 2024	6
2.	LB Donnie Edwards	Nov. 16, 2003-Dec. 7, 2003	4
3.	LB Drue Tranquill	Dec. 18, 2022-Jan. 1, 2023	3
	LB Kyzir White	Nov. 28, 2021-Dec. 12, 2021	3
	LB Kyzir White	Sept. 27, 2020-Oct. 12, 2020	3
—	Eight Other Streaks		3

DAIYAN AN ELITE DEFENDER

In a breakout campaign, **LB Daiyan Henley** ranks No. 5 in the NFL with his team-high 137 tackles. His versatility against the run and pass has been on display, as Henley is the **only player in 2024 to record at least 120 tackles and more than five passes defended.**

TACKLES, NFL, 2024

Rank	Team	Player	Tackles
1.	Ind.	LB Zaire Franklin	151
2.	Ari.	S Budda Baker	148
3.	Phi.	LB Zach Baun	144
4.	NYJ	LB Jamien Sherwood	138
5.	LAC	LB Daiyan Henley	137
6.	Bal.	LB Roquan Smith	136
7.	L.V.	S Robert Spillane	134
8.	Atl.	ILB Kaden Ellis	130
	Cin.	LB Germaine Pratt	130
	Ind.	S Nick Cross	130

HENLEY MAKES AN IMPACT

In the team's Week 10 win, **LB Daiyan Henley** led the defense with 14 tackles and recorded the first sack of his career. He also added a tackle on special teams. Henley's performance was the 10th in the NFL since the beginning of the 2020 season with at least 10 tackles, a sack and a special teams tackle in a single game.

PLAYER WITH 10 TACKLES, A SACK AND A SPECIAL TEAMS TACKLE, SINGLE GAME, NFL, SINCE 2020

Game	Tm.	Player	Tkls.	Scks.	ST Tkl.
Dec. 15, 2024 vs. Bal.	NYG	S Dane Belton	14	1.0	1
Nov. 10, 2024 vs. Ten.	LAC	LB D.Henley	14	1.0	1
Nov. 20, 2022 vs. LAR	N.O.	LB K.Elliss	11	1.5	1
Sept. 11, 2022 vs. Phi.	Det.	S T.Walker	11	1.0	2
Dec. 5, 2021 vs. Ind.	Hou.	LB K.Grugier-Hill	19	1.0	1
Jan. 3, 2021 vs. Min.	Det.	S T.Walker	11	1.0	2
Jan. 3, 2021 at Den.	L.V.	LB N.Morrow	10	1.0	1
Dec. 13, 2020 vs. Min.	T.B.	S A.Winfield	11	1.0	1
Nov. 22, 2020 at Cle.	Phi.	LB A.Singleton	11	1.0	1
Nov. 1, 2020 vs. Dal.	Phi.	LB T.Edwards	12	1.0	1
Oct. 11, 2020 vs. Was.	LAR	LB T.Reeder	10	3.0	1

CAMERON DICKER



DICKER KICKS CONSISTENTLY

Cameron Dicker has made 67 of his 68 career field goal attempts from less than 50 yards out. His 98.5 percentage on field goals from less than 50 yards is the best by any NFL kicker in at least the last 30 seasons (min. 50 attempts of less than 50 yards).

FIELD GOAL PCT., LESS THAN 50-YARD ATTEMPTS, MIN. 50 ATTEMPTS, NFL, SINCE 1991

Rk.	Team/s	Player	Field Goal Pct. (Made-Att.)
1.	Phi./LAC	K Cameron Dicker	98.5 (67-68)
2.	Bal.	K Justin Tucker	94.9 (353-372)
3.	K.C.	K Harrison Butker	93.5 (187-200)
4.	T.B./LAR/Ind.	K Matt Gay	92.3 (131-142)
5.	Den./Jax./G.B.	K Brandon McManus	90.9 (221-243)

THE BEST THROUGH THREE SEASONS

As a rookie, **Cameron Dicker** made 21-of-22 field goals (95.5 pct.) to set the record for best field goal percentage by a rookie kicker since the 1970 NFL-AFL Merger (min. 15 att.). He has continued his excellence with the Bolts, making 83-of-88 career attempts (94.3 pct.). Dicker's 94.2 career field goal percentage is the best within the first three seasons of a career among kickers with at least 50 field goal attempts.

FIELD GOAL PCT., FIRST THREE SEASONS, MIN. 50 ATTEMPTS, NFL, SINCE 1970

Rank	Team/s	Player	Field Goal Pct. (Made-Att.)
1.	Phi./LAC	K Cameron Dicker	94.3 (83-88)
2.	Dal.	K Dan Bailey	90.8 (89-98)
3.	Dal.	K Brandon Aubrey	90.0 (72-80)
4.	Bal.	K Justin Tucker	89.8 (97-108)
5.	K.C.	K Harrison Butker	89.7 (96-107)

PINPOINT ACCURACY

Cameron Dicker has made 83-of-88 career field goal attempts. His field goal percentage of 94.3 is the best in NFL history by a player with at least 50 attempts.

FIELD GOAL PCT., MIN. 50 ATTEMPTS, NFL HISTORY

Rank	Team/s	Player	Field Goal Pct. (Made-Att.)
1.	Phi./LAC	K Cameron Dicker	94.3 (83-88)
2.	Dal.	K Brandon Aubrey	90.0 (72-80)
3.	Bal.	K Justin Tucker	89.1 (416-467)
4.	K.C.	K Harrison Butker	88.9 (217-244)
5.	Chi./NYJ/Car.	K Eddie Pineiro	88.7 (110-124)

DICKER MAKES HISTORY

Cameron Dicker has made history multiple times this season — most recently in the Week 16 home victory over Denver. At the end of the first half, Dicker attempted a fair catch free kick field goal after a fair catch on the previous play and drilled the 57-yard attempt.

The kick is believed to be the longest fair catch free kick field goal in NFL history and first make since K Ray Wersching, who made a 45-yard attempt for the Bolts in 1976. The last confirmed fair catch free kick field goal attempt was in 2019.

In Week 7 at Arizona, Dicker tied a franchise record with a career-long 59-yard field goal in the second quarter. This season, the Texas product has made nine out of 10 field goals of 50-plus yards (90.0 pct.), the best field goal percentage in the NFL in 2024 from 50- plus yards (min. 10 attempts).

Dicker has 16 career field goals from 50-plus yards and has four of the six longest made attempts in franchise history.

LONGEST MADE FIELD GOAL, CHARGERS HISTORY

Rank	Game	Player	Distance
1.	Oct. 21, 2024 at Ari.	K Cameron Dicker	59 yards
	Dec. 9, 2018 vs. Cin.	K Michael Badgley	59 yards
3.	Dec. 19, 2024 vs. Den.	K Cameron Dicker	57 yards*
	Dec. 21, 2008 at T.B.	K Nate Kaeding	57 yards
4.	Nov. 6, 2023 at NYJ	K Cameron Dicker	55 yards
	Oct. 22, 2023 at K.C.	K Cameron Dicker	55 yards
	Nov. 29, 2009 vs. K.C.	K Nate Kaeding	55 yards

**Fair Catch Free Kick Field Goal*

CAMERON DICKER

DICKER'S KICKS BY VENUE & SURFACE

REGULAR-SEASON KICKING BY VENUE

Stadium*	GP	FGM	FGA	Pct.	1-19	20-29	30-39	40-49	50+	Lg	XPM	XPA	Pts
Acrisure Stadium	1	1	1	100.0	0-0	1-1	0-0	0-0	0-0	28	1	1	4
Allegiant Stadium	2	3	3	66.7	0-0	0-0	2-2	0-0	0-1	37	5	5	11
Bank of America Stadium	2	2	2	100.0	0-0	0-0	0-0	2-2	0-0	46	2	3	8
Empower Field at Mile High	3	8	9	88.9	0-0	1-1	3-3	2-2	2-3	52	4	4	28
GEHA Field at Arrowhead Stadium	2	2	2	100.0	0-0	0-0	1-1	0-0	1-1	55	4	4	10
Gillette Stadium	2	2	2	100.0	0-0	0-0	2-2	0-0	0-0	38	2	2	6
Huntington Bank Field	0	1	1	0.0	0-0	0-0	0-0	0-1	0-0	—	3	4	3
Lambeau Field	2	2	2	100.0	0-0	2-2	0-0	0-0	0-0	26	2	2	8
Levi's Stadium	3	3	3	100.0	0-0	1-1	0-0	2-2	0-0	47	1	1	10
Lucas Oil Stadium	2	2	2	100.0	0-0	2-2	0-0	0-0	0-0	24	2	2	8
Mercedes-Benz Stadium	2	5	5	100.0	0-0	0-0	3-3	1-1	1-1	51	2	2	17
MetLife Stadium	2	2	2	100.0	0-0	0-0	1-1	0-0	1-1	55	3	3	9
Nissan Stadium	3	3	3	100.0	0-0	1-1	2-2	0-0	0-0	33	1	1	10
SoFi Stadium	21	41	42	97.6	1-1	10-10	6-6	15-15	9-10	57	48	49	171
State Farm Stadium	3	8	8	100.0	0-0	3-3	0-0	3-3	2-2	59	4	4	13
U.S. Bank Stadium	1	0	1	0.0	0-0	0-0	0-0	0-0	0-1	—	4	4	4
Totals	43	83	88	94.3	1-1	21-21	20-20	25-26	16-20	59	86	89	335
Artificial Surfaces	29	57	59	96.6	1-1	13-13	14-14	18-18	11-13	57	62	64	233
Grass Surfaces	14	26	29	89.7	0-0	8-8	6-6	7-8	5-7	59	24	25	102

POSTSEASON KICKING BY VENUE

Stadium*	GP	FGM	FGA	Pct.	1-19	20-29	30-39	40-49	50+	Lg	XPM	XPA	Pts
TIAA Bank Field	1	3	4	75.0	0-0	2-2	0-0	0-1	1-1	50	3	3	12
Totals	1	3	4	75.0	0-0	2-2	0-0	0-1	1-1	50	3	3	12
Artificial Surfaces	0	0	0	—	0-0	0-0	0-0	0-0	0-0	—	0	0	0
Grass Surfaces	1	3	4	75.0	0-0	2-2	0-0	0-1	1-1	50	3	3	12

*Current or most recent name of venue when operational

OTHER PLAYER NOTES

JOHNSTON HAULS IN SCORES

WR **Quentin Johnston** has been among the AFC's best scoring threats this season, scoring a career-high eight receiving touchdowns in 2024. His eight touchdown grabs rank tied for No. 5 among AFC players and tied for ninth in the NFL.

RECEIVING TOUCHDOWNS, NFL, 2024

Rank	Season	Player	Receiving Touchdowns
1.	Cin.	WR Ja'Marr Chase	16
2.	Was.	WR Terry McLaurin	12
3.	Det.	WR Amon-Ra St. Brown	11
4.	Min.	WR Justin Jefferson	10
5.	Bal.	TE Mark Andrews	9
	Jax.	WR Brian Thomas Jr.	9
	T.B.	WR Mike Evans	9
	Ten.	WR Nick Westbrook-Ikhine	9
9.	LAC	WR Quentin Johnston	8
	Bal.	WR Rashod Bateman	8
	Min.	WR Jordan Addison	8
	S.F.	TE George Kittle	8
13.	—	Seven Other Players	7

POONA PICKS HIS FIRST PASS

In the fourth quarter of the Week 1 victory, **DL Poona Ford** hauled in a pass deflected by **OLB Khalil Mack** for his first career interception. Ford was the first defensive lineman in the NFL with a pick this season and was just the second defensive lineman to have a tackle for loss, interception and multiple pass breakups in a single game since tackles for loss began being tracked in 2008.

INTERIOR DEFENSIVE LINEMEN WITH TACKLE FOR LOSS, INTERCEPTION AND MULTIPLE PASSES DEFENSED, SINGLE GAME, NFL, SINCE 2008

Game	Team	Player	TFL	INT	PD
Sept. 8, 2024 vs. L.V.	LAC	DL Poona Ford	1	1	2
Jan. 1, 2012 vs. NYJ	Mia.	DL Randy Starks	1	2	2

Ford added three sacks on the year, making him the fourth Chargers interior defensive lineman in history to have multiple sacks and an interception in the same season.

INTERIOR DEFENSIVE LINEMEN WITH MULTIPLE SACKS AND AN INTERCEPTION, SINGLE SEASON, CHARGERS HISTORY

Season	Player	Sacks	INTs
2024	DL Poona Ford	3.0	1
2022	DL Sebastian Joseph-Day	2.0	1
2013	DT Sean Lissemore	2.0	1
1998	DT Norman Hand	6.0	2

TARHEEB PICKS OFF PASSES



In the Week 13 victory over Atlanta, **CB Tarheeb Still** broke up three passes and recorded two interceptions, including one he returned 61 yards for a touchdown. He was named **AFC Defensive Player of the Week** for his efforts, becoming just the fourth rookie since 2020 to have a game with multiple interceptions and a pick-six. A fifth-round selection in the 2024 NFL Draft, Still is just the third Day 3 draft pick to record multiple interceptions and a pick six in the same game as a rookie in over 20 seasons.

ROOKIES WITH MULTIPLE INTERCEPTIONS AND PICK SIX, DAY 3 DRAFT PICKS, SINGLE GAME, NFL, SINCE 2005

Game	Tm.	Player	INTs	INT-TD
Dec. 1, 2024 at Atl.	LAC	CB Tarheeb Still	2	1
Dec. 25, 2022 vs. Den.	LAR	CB Cobie Durant	2	1
Oct. 29, 2006 at N.O.	Bal.	S Dawan Landry	2	1

On the season, Still has four interceptions, 10 passes defended, the 61-yard pick six and a half-sack. He is the only NFL rookie this season to have a sack, three interceptions, a pick six and seven passes defended.

ROOKIES WITH THREE INTERCEPTIONS AND SIX PASSES DEFENSED, NFL, 2024

Team	Player	INT-TD	Sacks	INTs	PDs
LAC	CB Tarheeb Still	1	0.5	4	10
Hou.	S Calen Bullock	0	0.0	5	10
Hou.	CB Kamari Lassiter	0	0.0	3	10
Pit.	CB Beanie Bishop Jr.	0	0.5	3	6

OTHER PLAYER NOTES

MATLOCK A TWO-WAY PLAYER

FB/DL Scott Matlock became the first Charger since 1982, when sacks became an official statistic, to record a reception and a sack in a single game as he recorded a nine-yard catch and a sack in Week 8 against New Orleans.

It marks the 18th time that the feat has been accomplished and Matlock is one of just 13 players with both a reception and a sack in a single game since sacks became an official statistic.

PLAYERS WITH A RECEPTION AND A SACK, SINGLE GAME, NFL, SINCE 1982

Game	Team	Player	Rec.	Sacks
Oct. 27, 2024 vs. N.O.	LAC	Scott Matlock	1	1.0
Dec. 22, 2019 vs. Cin.	Mia.	Christian Wilkins	1	1.0
Nov. 24, 2019 at Atl.	T.B.	Vita Vea	1	1.0
Dec. 6, 2015 at Ten.	Jax.	Tyson Alualu	1	1.0
Nov. 30, 2014 vs. Ten.	Hou.	J.J. Watt	1	2.0
Nov. 16, 2014 at Cle.	Hou.	J.J. Watt	1	1.0
Sept. 7, 2008 vs. Sea.	Buf.	Ryan Denney	1	1.0
Dec. 23, 2007 at Det.	K.C.	Jared Allen	1	2.0
Dec. 2, 2007 vs. S.D.	K.C.	Jared Allen	1	2.0
Oct. 28, 2007 vs. Was.	N.E.	Mike Vrabel	1	3.0
Dec. 26, 2005 at NYJ	N.E.	Mike Vrabel	2	1.0
Sept. 29, 2002 vs. Hou.	Phi.	Brian Dawkins	1	1.0
Oct. 30, 1995 at Min.	Chi.	Jim Flanigan	1	1.0
Sept. 11, 1995 vs. G.B.	Chi.	Jim Flanigan	1	1.0
Nov. 6, 1994 vs. N.E.	Cle.	James Jones	1	1.0
Dec. 20, 1992 vs. Hou.^	Cle.	James Jones	1	1.0
Dec. 8, 1985 at StL †	N.O.	James Haynes	1	1.0
Sept. 19, 1982 at Mia.	Bal.*	Barry Krauss	1	1.0

*Baltimore Colts

†St. Louis Cardinals

^Houston Oilers

McCONKEY AND VIDAL SCORE IN DEBUTS

In Week 1, **WR Ladd McConkey** made his NFL debut and led the team with five receptions for 39 yards (7.8 avg.), including a 10-yard touchdown catch in the fourth quarter to put the game away. He was the 10th Charger in history to haul in a touchdown pass in an NFL debut.

Four weeks later, **RB Kimani Vidal** made his NFL debut and hauled in a 38-yard touchdown on his first career reception. He became the 11th Charger ever to have a touchdown catch in a debut and the first Bolts running back since 1977 (Hank Bauer) to record a receiving touchdown on his first career reception.

CHARGERS WITH RECEIVING TOUCHDOWN IN NFL DEBUT, SINCE 1970

Game	Player	Rec.	Rec. TD
Oct. 13, 2024 at Den.	RB Kimani Vidal	2	1
Sept. 8, 2024 vs. L.V.	WR Ladd McConkey	5	1
Sept. 11, 2022 vs. L.V.	FB Zander Horvath	2	1
Oct. 4, 2020 at T.B.	WR Tyron Johnson	1	1
	TE Donald Parham Jr.	1	1
Sept. 8, 2002 at Cin.	TE Josh Norman	1	1
Aug. 31, 1997 at N.E.	TE Freddie Jones	4	1
Sept. 1, 1991 at Pit.	WR Shawn Jefferson	3	1
Sept. 7, 1981 vs. Cle.	RB James Brooks	2	1
Sept. 3, 1978 at Sea.	WR John Jefferson	3	2
Sept. 19, 1971 vs. K.C.	RB Mike Montgomery	3	1

CAREER NUMBERS AGAINST PATRIOTS

97

JOEY BOSA

OLB

REGULAR SEASON DEFENSE

Date	Opp.	Res.	GP/GS	Tot	Solo	Asst	Sks	Yds	TFL	QBH	INT	Yds	Lg	TD	PD	FF	FR	Yds
10/29/17	at N.E.	L	1/1	4	4	0	1.0	9	1	1	0	0	—	0	0	0	0	0
12/06/20	N.E.	L	1/1	3	3	0	0.0	0	1	1	0	0	—	0	0	0	0	0
10/31/21	N.E.	L	1/1	2	2	0	0.0	0	0	0	0	0	—	0	0	0	0	0
Totals		0-3	3/3	9	9	0	1.0	9	3	3	0	0	—	0	0	0	0	0

POSTSEASON DEFENSE

Date	Opp.	Res.	GP/GS	Tot	Solo	Asst	Sks	Yds	TFL	QBH	INT	Yds	Lg	TD	PD	FF	FR	Yds
01/13/19	at N.E.	L	1/1	1	0	1	0.0	0	1	0	0	0	—	0	0	0	0	0
Totals		0-1	1/1	1	0	1	0.0	0	1	0	0	0	—	0	0	0	0	0

9

DJ CHARK JR.

WR

REGULAR SEASON RECEIVING

Date	Opp.	Res.	GP/GS	Rec.	Yds	Avg.	Lg	TD
9/16/18	N.E.	W	1/0	1	13	13.0	13	0
Totals		1-0	1/0	1	13	13.0	13	0

12

DERIUS DAVIS

WR

REGULAR SEASON RECEIVING

Date	Opp.	Res.	GP/GS	Rec.	Yds	Avg.	Lg	TD
12/3/23	at N.E.	W	1/0	0	0	—	—	0
Totals		1-0	1/0	0	0	—	—	0

15

CAMERON DICKER

K

REGULAR SEASON KICKING

Date	Opp.	Res.	GP	FGM	FGA	Pct.	Lg	XPM	Pts
12/3/23	at N.E.	W	1	2	2	100.0	38	0	6
Totals		1-0	1	2	2	100.0	38	0	6

REGULAR SEASON KICK RETURNING

Date	Opp.	Res.	GP	Ret.	Yds	Avg.	Lg	TD
12/3/23	at N.E.	W	1	0	0	—	—	0
Totals		1-0	1	0	0	—	—	0

REGULAR SEASON PUNT RETURNING

Date	Opp.	Res.	FC	Ret.	Yds	Avg.	Lg	TD
12/3/23	at N.E.	W	1	3	55	18.3	34	0
Totals		1-0	1	3	55	18.3	34	0

81

WILL DISSLY

TE

REGULAR SEASON RECEIVING

Date	Opp.	Res.	GP/GS	Rec.	Yds	Avg.	Lg	TD
9/20/20	W	N.E.	1/1	1	9	9.0	9	0
Totals		1-0	1/1	1	9	9.0	9	0

48

BUD DUPREE

OLB

REGULAR SEASON DEFENSE

Date	Opp.	Res.	GP/GS	Tot	Solo	Asst	Sks	Yds	TFL	QBH	INT	Yds	Lg	TD	PD	FF	FR	Yds
9/10/15	at N.E.	L	1/0	2	2	0	1.0	0	0	1	0	0	—	0	0	0	0	0
12/17/17	N.E.	L	1/1	2	2	0	1.0	7	2	1	0	0	—	0	0	0	0	0
12/16/18	N.E.	W	1/1	0	0	0	0.0	0	0	0	0	0	—	0	0	0	0	0
9/8/19	at N.E.	L	1/1	4	4	0	1.0	7	2	1	0	0	—	0	0	0	0	0
Totals		1-3	4/3	8	8	0	3.0	14	4	3	0	0	—	0	0	0	0	0

POSTSEASON DEFENSE

Date	Opp.	Res.	GP/GS	Tot	Solo	Asst	Sks	Yds	TFL	QBH	INT	Yds	Lg	TD	PD	FF	FR	Yds
1/22/17	at N.E.	L	1/1	5	3	2	0.0	0	1	0	0	0	—	0	0	0	0	0
Totals		0-1	1/1	5	3	2	0.0	0	1	0	0	0	—	0	0	0	0	0

43

TROY DYE

LB

REGULAR SEASON DEFENSE

Date	Opp.	Res.	GP/GS	Tot	Solo	Asst	Sks	Yds	TFL	QBH	INT	Yds	Lg	TD	PD	FF	FR	Yds
11/24/22	N.E.	W	1/0	0	0	0	0.0	0	0	0	0	0	—	0	0	0	0	0
Totals		1-0	1/0	0	0	0	0.0	0	0	0	0	0	—	0	0	0	0	0

4

GUS EDWARDS

RB

REGULAR SEASON OFFENSE

Date	Opp.	Res.	GP/GS	Att	Yds	Avg.	Lg	TD	Rec.	Yds	Avg.	Lg	TD	Scrim. Yds	Scrim. TD
11/3/19	N.E.	W	1/0	7	27	3.9	12t	1	0	0	—	—	0	27	1
11/15/20	at N.E.	L	1/0	7	42	6.0	11	0	1	31	31.0	31	0	73	0
Totals		1/1	2/0	14	69	4.9	12t	1	1	31	31.0	31	0	100	1

CAREER NUMBERS AGAINST PATRIOTS

95

POONA FORD

DL

REGULAR SEASON DEFENSE

Date	Opp.	Res.	GP/GS	Tot	Solo	Asst	Sks	Yds	TFL	QBH	INT	Yds	Lg	TD	PD	FF	FR	Yds
9/20/20	N.E.	W	1/1	1	1	0	0.0	0	1	0	0	0	—	0	0	0	0	0
10/22/23	at N.E.	L	1/0	4	2	2	0.0	0	0	0	0	0	—	0	0	0	0	0
12/31/23	N.E.	W	1/0	0	0	0	0.0	0	0	1	0	0	—	0	0	0	0	0
Totals		1-0	1/1	5	3	2	0.0	0	1	1	0	0	—	0	0	0	0	0

56

MORGAN FOX

DL

REGULAR SEASON DEFENSE

Date	Opp.	Res.	GP/GS	Tot	Solo	Asst	Sks	Yds	TFL	QBH	INT	Yds	Lg	TD	PD	FF	FR	Yds
12/10/20	N.E.	W	1/0	2	2	0	1.0	6	1	2	0	0	—	0	0	0	0	0
11/07/21	N.E.	L	1/1	1	1	0	0.0	0	0	0	0	0	—	0	0	0	0	0
12/3/23	at N.E.	W	1/0	1	1	0	0.0	0	1	0	0	0	—	0	0	0	0	0
Totals		2-1	3/1	4	4	0	1.0	6	1	6	2	2	0	0	—	0	0	0

7

KRISTIAN FULTON

CB

REGULAR SEASON DEFENSE

Date	Opp.	Res.	GP/GS	Tot	Solo	Asst	Sks	Yds	TFL	QBH	INT	Yds	Lg	TD	PD	FF	FR	Yds
11/28/21	at N.E.	L	1/1	4	3	1	0.0	0	0	0	0	0	—	0	1	0	0	0
Totals		0-1	1/1	4	3	1	0.0	0	0	0	0	0	—	0	1	0	0	0

0

DAIYAN HENLEY

LB

REGULAR SEASON DEFENSE

Date	Opp.	Res.	GP/GS	Tot	Solo	Asst	Sks	Yds	TFL	QBH	INT	Yds	Lg	TD	PD	FF	FR	Yds
12/3/23	at N.E.	W	1/0	0	0	0	0.0	0	0	0	0	0	—	0	0	0	0	0
Totals		1-0	1/0	0	0	0	0.0	0	0	0	0	0	—	0	0	0	0	0

10

JUSTIN HERBERT

QB

REGULAR SEASON PASSING

Date	Opp.	Res.	GP/GS	Cmp	Att	Pct.	Yds	Y/A	TD	INT	Lg	Sacks	Yds Lost	Rating
12/06/20	N.E.	L	1/1	26	53	49.1	209	3.94	0	2	24	3	21	43.7
10/31/21	N.E.	L	1/1	18	35	51.4	222	6.37	2	2	41	3	17	66.7
12/3/23	at N.E.	W	1/1	22	37	59.5	212	5.73	0	0	27	0	0	75.5
Totals		1/2	3/3	66	125	52.8	644	5.15	2	4	41	6	38	59.6

REGULAR SEASON RUSHING

Date	Opp.	Res.	GP/GS	Att	Yds	Avg.	Lg	TD
12/06/20	N.E.	L	1/1	0	0	—	—	0
10/31/21	N.E.	L	1/1	2	9	4.5	10	0
12/3/23	at N.E.	W	1/1	4	-5	-1.3	1	0
Totals		1-3	3/3	6	4	0.7	10	0

88

HAYDEN HURST

TE

REGULAR SEASON RECEIVING

Date	Opp.	Res.	GP/GS	Rec.	Yds	Avg.	Lg	TD
11/3/19	N.E.	W	1/0	2	15	7.5	8	0
Totals		1-0	1/0	2	15	7.5	8	0

1

QUENTIN JOHNSTON

WR

REGULAR SEASON RECEIVING

Date	Opp.	Res.	GP/GS	Rec.	Yds	Avg.	Lg	TD
12/3/23	at N.E.	W	1/1	5	52	10.4	27	0
Totals		1-0	1/1	5	52	10.4	27	0

3

DERWIN JAMES JR.

S

POSTSEASON DEFENSE

Date	Opp.	Res.	GP/GS	Tot	Solo	Asst	Sks	Yds	TFL	QBH	INT	Yds	Lg	TD	PD	FF	FR	Yds
10/31/21	N.E.	L	1/1	13	7	6	0.0	0	1	0	0	0	—	0	0	1	0	0
12/3/23	at N.E.	W	1/1	9	7	2	1.0	8	1	1	0	0	—	0	0	0	0	0
Totals		1-1	2/2	22	14	8	1.0	8	2	1	0	0	—	0	0	1	0	0

23

TONY JEFFERSON

S

POSTSEASON DEFENSE

Date	Opp.	Res.	GP/GS	Tot	Solo	Asst	Sks	Yds	TFL	QBH	INT	Yds	Lg	TD	PD	FF	FR	Yds
9/11/16	N.E.	L	1/1	10	9	1	0.0	0	2	1	0	0	—	0	0	0	0	0
Totals		0-1	1/1	10	9	1	0.0	0	2	1	0	0	—	0	0	0	0	0

CAREER NUMBERS AGAINST PATRIOTS

33

DEANE LEONARD

DB

POSTSEASON DEFENSE

Date	Opp.	Res.	GP/GS	Tot	Solo	Asst	Sks	Yds	TFL	QBH	INT	Yds	Lg	TD	PD	FF	FR	Yds
12/3/23	at N.E.	W	1/1	7	5	2	0.0	0	0	0	0	0	—	0	1	0	0	0
Totals		1-0	1/1	7	5	2	0.0	0	0	0	0	0	—	0	1	0	0	0

5

JOSHUA PALMER

WR

REGULAR SEASON RECEIVING

Date	Opp.	Res.	GP/GS	Rec.	Yds	Avg.	Lg	TD
10/31/21	N.E.	W	1/0	1	24	24.0	24t	1
Totals		1-0	1/0	1	24	24.0	24t	1

16

JK SCOTT

P

REGULAR SEASON PUNTING

Date	Opp.	Res.	GP	Punt	Blk	Yds.	Avg.	Lg	TB	I20
11/04/18	at N.E.	L	1	5	0	210	42.0	53	0	1
01/02/22	at N.E.	L	1	4	0	159	39.8	47	0	0
12/3/23	at N.E.	W	1	8	0	367	45.9	62	1	7
Totals		1-2	3	17	0	736	43.3	62	1	8

52

KHALIL MACK

OLB

REGULAR SEASON DEFENSE

Date	Opp.	Res.	GP/GS	Tot	Solo	Asst	Sks	Yds	TFL	QBH	INT	Yds	Lg	TD	PD	FF	FR	Yds
09/20/15	Bal.	W	1/1	1	1	0	0.0	0	1	0	0	0	—	0	0	0	0	0
10/02/16	at Bal.	W	1/1	6	4	2	1.0	7	1	3	0	0	—	0	0	0	0	0
10/08/17	Bal.	L	1/1	8	6	2	0.0	0	0	0	0	0	—	0	0	0	0	0
12/3/23	at N.E.	W	1/1	5	5	0	2.0	18	2	2	0	0	—	0	0	1	0	0
Totals		3-1	4/4	18	12	6	3.0	26	4	6	0	0	—	0	0	1	0	0

22

ELIJAH MOLDEN

DB

REGULAR SEASON DEFENSE

Date	Opp.	Res.	GP/GS	Tot	Solo	Asst	Sks	Yds	TFL	QBH	INT	Yds	Lg	TD	PD	FF	FR	Yds
11/28/21	at N.E.	L	1/1	0	0	0	0.0	0	0	0	0	0	—	0	0	0	0	0
Totals		0-1	1/1	0	0	0	0.0	0	0	0	0	0	—	0	0	0	0	0

31

NICK NIEMANN

LB

REGULAR SEASON DEFENSE

Date	Opp.	Res.	GP/GS	Tot	Solo	Asst	Sks	Yds	TFL	QBH	INT	Yds	Lg	TD	PD	FF	FR	Yds
10/31/21	N.E.	L	1/0	0	0	0	0.0	0	0	0	0	0	—	0	0	0	0	0
12/3/23	at N.E.	W	1/0	0	0	0	0.0	0	0	0	0	0	—	0	0	0	0	0
Totals		1-1	2/0	0	0	0	0.0	0	0	0	0	0	—	0	0	0	0	0

93

OTITO OGBONNIA

DL

REGULAR SEASON DEFENSE

Date	Opp.	Res.	GP/GS	Tot	Solo	Asst	Sks	Yds	TFL	QBH	INT	Yds	Lg	TD	PD	FF	FR	Yds
12/3/23	at N.E.	W	1/0	2	0	2	0.0	0	0	0	0	0	—	0	0	0	0	0
Totals		1-0	1/0	2	0	2	0.0	0	0	0	0	0	—	0	0	0	0	0

6

DENZEL PERRYMAN

LB

REGULAR SEASON DEFENSE

Date	Opp.	Res.	GP/GS	Tot	Solo	Asst	Sks	Yds	TFL	QBH	INT	Yds	Lg	TD	PD	FF	FR	Yds
12/18/22	N.E.	W	1/1	9	8	1	0.0	0	1	0	0	0	—	0	0	0	0	0
Totals		1-0	2/1	9	8	1	0.0	0	1	0	0	0	—	0	0	0	0	0

58

SHAQUILLE QUARTERMAN

LB

REGULAR SEASON DEFENSE

Date	Opp.	Res.	GP/GS	Tot	Solo	Asst	Sks	Yds	TFL	QBH	INT	Yds	Lg	TD	PD	FF	FR	Yds
1/2/22	at N.E.	L	1/0	6	4	2	0.0	0	0	0	0	0	—	0	0	0	0	0
Totals		0-1	1/0	6	4	2	0.0	0	0	0	0	0	—	0	0	0	0	0

84

STONE SMARTT

TE

REGULAR SEASON RECEIVING

Date	Opp.	Res.	GP/GS	Rec.	Yds	Avg.	Lg	TD
12/3/23	at N.E.	W	1/0	0	0	—	—	0
Totals		1-0	1/0	0	0	—	—	0

CAREER NUMBERS AGAINST PATRIOTS

45

TULI TUIPULOTU

OLB

REGULAR SEASON DEFENSE

Date	Opp.	Res.	GP/GS	Tot	Solo	Asst	Sks	Yds	TFL	QBH	INT	Yds	Lg	TD	PD	FF	FR	Yds
12/3/23	at N.E.	W	1/1	1	1	0	0.0	0	0	1	0	0	—	0	0	1	1	0
Totals		1-0	1/1	1	1	0	0.0	0	0	1	0	0	—	0	0	1	1	0

2024 LOS ANGELES CHARGERS OFFENSIVE STATISTICS

Los Angeles Chargers / Week 16 / Through Thursday, December 19, 2024 / Regular Season

Won 9, Lost 6

9/8/2024	W	22 - 10	Las Vegas Raiders
9/15/2024	W	26 - 3	at Carolina Panthers
9/22/2024	L	10 - 20	at Pittsburgh Steelers
9/29/2024	L	10 - 17	Kansas City Chiefs
10/13/2024	W	23 - 16	at Denver Broncos
10/21/2024	L	15 - 17	at Arizona Cardinals
10/27/2024	W	26 - 8	New Orleans Saints
11/3/2024	W	27 - 10	at Cleveland Browns
11/10/2024	W	27 - 17	Tennessee Titans
11/17/2024	W	34 - 27	Cincinnati Bengals
11/25/2024	L	23 - 30	Baltimore Ravens
12/1/2024	W	17 - 13	at Atlanta Falcons
12/8/2024	L	17 - 19	at Kansas City Chiefs
12/15/2024	L	17 - 40	Tampa Bay Buccaneers
12/19/2024	W	34 - 27	Denver Broncos

Los Angeles Opponent
Chargers

Total First Downs

Rushing	261	284
Passing	89	101
Penalty	147	155
3rd Down: Made/Att	25	28
3rd Down Pct.	72/190	76/205
4th Down: Made/Att	37.9%	37.1%
4th Down Pct.	7/13	17/24
Possession Avg.	53.8%	70.8%
Total Net Yards	29:27	30:33
Avg. Per Game	4610	5069
Total Plays	307.3	337.9
Avg. Per Play	868	941
Net Yards Rushing	5.3	5.4
Avg. Per Game	1598	1862
Total Rushes	106.5	124.1
Net Yards Passing	391	394
Avg. Per Game	3012	3207
Sacked/Yards Lost	200.8	213.8
Gross Yards	43/262	42/215
Attempts/Completions	3274	3422
Completion Pct.	434/282	505/329
Had Intercepted	65.0%	65.1%
Punts/Average	3	14
Net Punting Avg.	69/46.7	66/49.1
Penalties/Yards	41.9	44.7
Fumbles/Ball Lost	83/624	91/781
Touchdowns	19/6	10/5
Rushing	34	28
Passing	15	7
Returns	18	21
	1	0

Score By Periods

	Q1	Q2	Q3	Q4	OT	Pts
Team	77	113	60	78	0	328
Opponents	43	74	58	99	0	274

Scoring	TD	Ru	Pa	Rt	PAT	FG	2Pt	Pts
C.Dicker	0	0	0	0	27/30	31/33	0	120
J.Dobbins	8	8	0	0	0/0	0/0	0	48
Q.Johnston	8	0	8	0	0/0	0/0	0	48
L.McConkey	5	0	5	0	0/0	0/0	0	30
G.Edwards	4	4	0	0	0/0	0/0	0	24
H.Haskins	2	1	1	0	0/0	0/0	0	12
J.Herbert	2	2	0	0	0/0	0/0	0	12
J.Palmer	1	0	1	0	0/0	0/0	2	10
D.Davis	1	0	1	0	0/0	0/0	0	6
W.Dissly	1	0	1	0	0/0	0/0	0	6
T.Still	1	0	0	1	0/0	0/0	0	6
K.Vidal	1	0	1	0	0/0	0/0	0	6
Team	34	15	18	1	27/30	31/33	2	328
Opponents	28	7	21	0	26/26	26/35	0	274

2-Pt. Conversions: Team 2/4, Opponents: 0/2

Sacks: T.Tuipulotu 7.5, B.Dupree 6.0, K.Mack 5.0, J.Bosa 5.0, M.Fox 3.5, D.James 3.5, P.Ford 3.0, T.Dye 1.5, T.Tart 1.0, D.Perryman 1.0, S.Matlock 1.0, D.Henley 1.0, A.Gilman 1.0, T.Still 0.5, C.Hart 0.5 Team: 41.0, Opponents: 43.0

Rushing	No.	Yds	Avg	Long	TD
J.Dobbins	158	766	4.8	61	8
G.Edwards	101	365	3.6	43	4
J.Herbert	62	252	4.1	38	2
K.Vidal	38	131	3.4	19	0
D.Davis	10	43	4.3	10	0
H.Haskins	14	26	1.9	5	1
T.Heinicke	1	12	12.0	12	0
Q.Johnston	3	6	2.0	4	0
J.Scott	1	0	0.0	0	0
J.Reagor	3	-3	-1.0	1	0
Team	391	1598	4.1	61	15
Opponents	394	1862	4.7	54	7

Receiving	No.	Yds	Avg	Long	TD
L.McConkey	69	960	13.9	60t	5
W.Dissly	43	418	9.7	29t	1
Q.Johnston	37	477	12.9	66t	8
J.Palmer	35	543	15.5	45	1
J.Dobbins	28	134	4.8	15	0
S.Smartt	14	185	13.2	31	0
D.Davis	10	78	7.8	19t	1
H.Hurst	8	73	9.1	27	0
J.Reagor	7	100	14.3	41	0
S.Fehoko	6	106	17.7	30	0
T.Fisk	6	31	5.2	10	0
K.Vidal	5	62	12.4	38t	1
S.Matlock	4	28	7.0	10	0
D.Chark	3	25	8.3	12	0
G.Edwards	3	6	2.0	3	0
H.Haskins	2	39	19.5	34t	1
E.Tomlinson	2	9	4.5	7	0
Team	282	3274	11.6	66t	18
Opponents	329	3422	10.4	60	21

Interceptions	No.	Yds	Avg	Long	TD
T.Still	4	85	21.3	61t	1
E.Molden	3	28	9.3	25	0
K.Fulton	1	29	29.0	29	0
A.Gilman	1	18	18.0	18	0
T.Tart	1	4	4.0	4	0
P.Ford	1	3	3.0	3	0
D.James	1	2	2.0	2	0
B.Dupree	1	0	0.0	0	0
M.Maye	1	0	0.0	0	0
Team	14	169	12.1	61t	1
Opponents	3	17	5.7	17	0

Punting	No	Yds	Avg	Net	TB	In	Lg	B
J.Scott	69	3223	46.7	41.9	4	27	67	0
Team	69	3223	46.7	41.9	4	27	67	0
Opponents	66	3242	49.1	44.7	3	36	64	0

Punt Returns	Ret	FC	Yds	Avg	Long	TD
D.Davis	15	21	207	13.8	53	0
L.McConkey	3	8	28	9.3	12	0
J.Reagor	0	1	0	0.0	0	0
Team	18	30	235	13.1	53	0
Opponents	27	22	253	9.4	21	0

Kickoff Returns	No.	Yds	Avg	Long	TD
D.Davis	18	507	28.2	56	0
H.Haskins	1	35	35.0	35	0
J.Reagor	1	22	22.0	22	0
Team	20	564	28.2	56	0
Opponents	20	578	28.9	41	0

Field Goals	1-19	20-29	30-39	40-49	50+
C.Dicker	1/1	7/7	5/5	9/10	9/10
Team	1/1	7/7	5/5	9/10	9/10
Opponents	0/0	5/5	10/11	9/13	2/6

Fumbles Lost: J.Herbert 2, J.Reagor 1, S.Smartt 1, H.Haskins 1, T.Tart 1 Total: 6

Opponent Fumble Recoveries: E.Molden 2, J.Taylor 1, K.Mack 1, T.Tart 1 Total: 5

Passing	Att	Cmp	Yds	Cmp%	Yds/Att	TD	TD%	Int	Int%	Long	Sack	Lost	Rating
J.Herbert	430	278	3243	64.7%	7.5	18	4.2%	3	0.7%	66t	40/	234	98.4
T.Heinicke	3	3	28	100.0%	9.3	0	0.0%	0	0.0%	18	3/	28	105.6
J.Scott	1	1	3	100.0%	3.0	0	0.0%	0	0.0%	3	0/	0	79.2
Team	434	282	3274	65.0%	7.5	18	4.1%	3	0.7%	66t	43/	262	98.6
Opponents	505	329	3422	65.1%	6.8	21	4.2%	14	2.8%	60	42/	215	86.9

2024 LOS ANGELES CHARGERS DEFENSIVE STATISTICS

Official Press Box Totals — Confirmed by league review.

Player	— Tackles —			Sacks	Yards	TFLs	QB Hits	Interceptions	Passes Def.	— Fumbles —	
	Total	Solo	Asst.							Forced	Recoveries
Daiyan Henley	137	80	57	1.0	1	7	3	0	7	0	0
Derwin James Jr.	88	56	32	3.5	14	7	4	1	6	0	0
Elijah Molden	68	38	30	0.	0	2	0	3	7	0	2
Denzel Perryman	55	39	16	10.0	7	2	3	0	0	0	0
Tarheeb Still	51	36	15	0.5	4.5	0	1	4	10	0	0
Alohi Gilman	47	31	16	1.0	0	1	0	1	4	0	0
Kristian Fulton	44	32	12	0.0	0	2	0	1	7	0	0
Troy Dye	43	24	19	1.5	9.5	2	2	0	0	0	0
Poona Ford	38	23	15	3.0	19	8	9	1	5	0	0
Khalil Mack	37	18	19	5.0	33	5	13	0	8	2	1
Tuli Tuipulotu	36	20	16	7.5	18.5	9	16	0	2	1	0
Cam Hart	33	24	9	0.5	0.5	0	2	0	6	1	0
Otito Ogbonnia	33	13	20	0.0	0	0	2	0	0	0	0
Bud Dupree	26	17	9	6.0	30	6	9	1	2	1	0
Teair Tart	26	14	12	1.0	11	5	5	1	2	1	1
Morgan Fox	25	19	6	3.5	27	4	6	0	1	0	0
Junior Colson	23	13	10	0.0	0	0	0	0	1	0	0
Joey Bosa	21	16	5	5.0	24	5	11	0	0	2	0
Ja'Sir Taylor	21	12	9	0.0	0	1	1	0	5	0	1
Tony Jefferson	20	12	8	0.0	0	0	0	0	0	0	0
Asante Samuel Jr.	13	11	2	0.0	0	0	0	0	2	0	0
Nick Niemann	10	5	5	0.0	0	0	0	0	1	0	0
Marcus Maye	10	4	6	0.0	0	0	0	1	2	0	0
A.J. Finley	6	4	2	0.0	0	0	0	0	0	0	0
Scott Matlock	5	1	4	1.0	6	1	1	0	1	0	0
Eli Apple	2	2	0	0.0	0	0	0	0	1	0	0
Deane Leonard	2	1	1	0.0	0	0	0	0	2	0	0
Justin Eboigbe	2	1	1	0.0	0	0	0	0	0	0	0
Caleb Murphy	1	1	0	0.0	0	0	0	0	0	0	0
Kendall Williamson	1	1	0	0.0	0	0	0	0	0	0	0
Totals	924	568	356	41.0	205	67	88	14	82	8	5
<i>Defensive Backs</i>	<i>406</i>	<i>264</i>	<i>142</i>	<i>5.5</i>	<i>19</i>	<i>13</i>	<i>8</i>	<i>11</i>	<i>52</i>	<i>1</i>	<i>3</i>
<i>Linebackers</i>	<i>269</i>	<i>162</i>	<i>107</i>	<i>3.5</i>	<i>17.5</i>	<i>11</i>	<i>8</i>	<i>0</i>	<i>9</i>	<i>0</i>	<i>0</i>
<i>Outside Linebackers</i>	<i>120</i>	<i>71</i>	<i>49</i>	<i>23.5</i>	<i>105.5</i>	<i>25</i>	<i>49</i>	<i>1</i>	<i>12</i>	<i>6</i>	<i>1</i>
<i>Defensive Line</i>	<i>129</i>	<i>71</i>	<i>58</i>	<i>8.5</i>	<i>63</i>	<i>18</i>	<i>23</i>	<i>2</i>	<i>9</i>	<i>1</i>	<i>1</i>

SPECIAL TEAMS TACKLES

Player	Total Tackles
Nick Niemann	11
Daiyan Henley	5
Shaquille Quarterman	5
Troy Dye	4
A.J. Finley	4
Hassan Haskins	4
Deane Leonard	4
Dicaprio Bootle	3
Elijah Molden	3
Stone Smartt	3
Tuli Tuipulotu	3
Simi Fehoko	2
Marcus Maye	2
Junior Colson	1
Cameron Dicker	1
Tucker Fisk	1
Cam Hart	1
Caleb Murphy	1
Ja'Sir Taylor	1
Totals	59

2024 GAME SUMMARIES

WEEK 1 vs. LAS VEGAS



**RAIDERS 10
CHARGERS 22**

Sunday, Sept. 8, 2024
SoFi Stadium — Inglewood, Calif.



GAME STATISTICS

TEAM	1	2	3	4	OT	F
Las Vegas	7	0	0	3	—	10
L.A. Chargers	3	3	3	13	—	22

SCORING SUMMARY

Team	Q	Time	Play
Chargers	1	4:22	C.Dicker 53 yd. Field Goal
Raiders	1	0:45	A.Mattison 31 yd. pass from G.Minshaw (D.Carlson kick)
Chargers	2	0:26	C.Dicker 25 yd. Field Goal
Chargers	3	9:08	C.Dicker 24 yd. Field Goal
Chargers	4	14:55	J.Dobbins 12 yd. run (C.Dicker kick)
Raiders	4	10:30	D.Carlson 32 yd. Field Goal
Chargers	4	3:40	L.McConkey 10 yd. pass from J.Herbert (run failed)

TEAM STATISTICS

	LV	LAC
FIRST DOWNS:	14	11
TOTAL NET YARDS:	296	316
NET RUSHING YARDS:	71	176
NET PASSING YARDS:	225	140
PENALTIES/YARDS:	2-15	7-50
3RD DOWN EFFICIENCY (%):	5-14 (35.7%)	4-15 (26.7%)
PUNTS/AVERAGE:	5-53.0	7-47.4
SACKS/YARDS:	1-4	4-32
FUMBLES/LOST:	2-2	0-0
POINTS OFF TURNOVERS:	0	3
AVG. DRIVE START:	OWN 28	OWN 35
TIME OF POSSESSION:	31:44	28:16

INDIVIDUAL TOP PERFORMERS



PASSING

	CMP	ATT	YDS	TD	INT	RT
Herbert	17	26	144	1	0	95.1
G.Minshaw II	25	33	257	1	1	95.1

RUSHING

	ATT	YDS	AVG	LG	TD
J.Dobbins	10	135	13.5	61	1
G.Edwards	11	26	2.4	10	0
Z.White	13	44	3.4	12	0
A.Mattinson	5	19	3.8	7	0

RECEIVING

	REC	YDS	AVG	LG	TD
L.McConkey	5	39	7.8	11	1
Q.Johnston	3	38	12.7	16	0
J.Dobbins	3	4	1.3	3	0
H.Hurst	2	33	16.5	27	0
B.Bowers	6	58	9.7	26	0
D.Adams	5	59	11.8	23	0
A.Mattison	4	43	10.8	31	1
J.Meyers	3	61	20.3	33	0

TACKLES (SOLO) - LAC: J.Bosa 7 (6), D.James 7 (6), A.Samuel 6 (5);
LV: R.Spillane 10 (7), C.Wilkins 5 (4), M.Epps 5 (3).

SACKS - LAC: K.Mack 1.5-10, J.Bosa 1-6, TEAM 1-10, M.Fox 0.5-6;
LV: M.Crosby 1-4.

INTERCEPTIONS - LAC: P.Ford 1-0-0; **LV:** None.

STARTERS

WR.....L.McConkey	OLB.....K.Mack	WR.....T.Tucker	DE.....C.Snowden
FB/DL.S.Matlock	DL.....P.Ford	TE.....M.Mayer	DE.....M.Crosby
LT.....R.Slater	DL.....O.Ogbonnia	LT.....K.Miller	DT.....J.Jenkins
RG.....Z.Johnson	OLB.....J.Bosa	LG.....C.Whitehair	DT.....C.Wilkins
C.....B.Bozeman	LB.....D.Henley	C.....A.James	DT.....A.Butler
RG.....T.Pipkins	LB.....D.Perryman	RG.....D.Parham	LB.....D.Deablo
RT.....J.Alt	CB.....K.Fulton	RT.....T.Munford	LB.....R.Spillane
TE.....W.Dissly	CB.....A.Samuel	WR.....D.Adams	CB.....J.Jones
WR.....J.Palmer	DB.....J.Taylor	WR.....J.Meyers	CB.....N.Hobbs
QB.....J.Herbert	S.....A.Gilman	QB.....G.Minshaw II	S.....T.Moehrig
RB.....G.Edwards	S.....D.James	RB.....Z.White	S.....M.Epps

WEEK 2 AT CAROLINA



**CHARGERS 26
PANTHERS 3**

Sunday, Sept. 15, 2024
Bank of America Stadium — Charlotte, N.C.



GAME STATISTICS

TEAM	1	2	3	4	OT	F
L.A. Chargers	6	14	3	3	—	26
Carolina	0	0	3	0	—	3

SCORING SUMMARY

Team	Q	Time	Play
Chargers	1	9:20	Q.Johnston 29 yd. pass from J.Herbert (kick failed, wl)
Chargers	2	4:16	Q.Johnston 5 yd. pass from J.Herbert (C.Dicker kick)
Chargers	2	2:01	J.Dobbins 43 yd. run (C.Dicker kick)
Panthers	3	12:18	E.Pineiro 38 yd. Field Goal
Chargers	3	9:03	C.Dicker 46 yd. Field Goal
Chargers	4	11:02	C.Dicker 42 yd. Field Goal

TEAM STATISTICS

	LAC	CAR
FIRST DOWNS:	21	7
TOTAL NET YARDS:	349	159
NET RUSHING YARDS:	219	90
NET PASSING YARDS:	130	69
PENALTIES/YARDS:	3-15	9-90
3RD DOWN EFFICIENCY (%):	9-16 (56.3%)	1-12 (8.0%)
PUNTS/AVERAGE:	3-32.0	7-44.4
SACKS/YARDS:	2-15	1-0
FUMBLES/LOST:	1-1	0-0
POINTS OFF TURNOVERS:	7	0
AVG. DRIVE START:	OWN 35	OWN 28
TIME OF POSSESSION:	36:18	23:42

INDIVIDUAL TOP PERFORMERS



PASSING

	CMP	ATT	YDS	TD	INT	RT
J.Herbert	14	20	130	2	1	100.0
B.Young	18	26	84	0	1	57.2

RUSHING

	ATT	YDS	AVG	LG	TD
J.Dobbins	17	131	7.7	43	1
G.Edwards	18	59	3.3	6	0
C.Hubbard	10	64	6.4	23	0
M.Sanders	7	20	2.9	6	0

RECEIVING

	REC	YDS	AVG	LG	TD
Q.Johnston	5	51	10.2	29	2
W.Dissly	3	29	9.7	15	0
L.McConkey	2	26	13.0	15	0
J.Palmer	2	19	9.5	11	0
C.Hubbard	4	12	3.0	5	0
T.Tremble	3	23	7.7	12	0
Dio.Johnson	3	15	5.0	7	0
M.Sanders	3	5	1.7	5	0

TACKLES (SOLO) - LAC: D.Henley 9 (5), D.Perryman 7 (5), D.James 6 (2);
CAR: S.Thompson 14 (8), J.Jewell 11 (8), A.Robinson 6 (6).

SACKS - LAC: D.Perryman 1-7, J.Bosa 1-8; **CAR:** Dj.Johnson 0.5-0, J.Peevy 0.5-0.

INTERCEPTIONS - LAC: E.Molden 1-3-0; **CAR:** J.Horn 1-0-0.

STARTERS

WR.....Q.Johnston	OLB.....K.Mack	WR.....D.Hopkins	DL.....D.Autro
TE.....H.Hurst	DL.....P.Ford	LT.....A.Dillard	DT.....T.Tartt
WR.....D.Davis	DL.....O.Ogbonnia	LG.....X.Newman-Johnson	DT.....J.Simmon
LT.....R.Slater	OLB.....J.Bosa	C.....A.Brewer	DT.....K.Peko
LG.....Z.Johnson	LB.....D.Henley	RG.....D.Brunskill	LB.....A.AI-Shair
C.....B.Bozeman	LB.....D.Perryman	RT.....C.Hubbard	LB.....J.Gibbins
RG.....T.Pipkins	CB.....K.Fulton	TE.....C.Okonkwo	DB.....H.Landry
RT.....J.Alt	CB.....A.Samuel	WR.....T.Turks	CB.....E.Molden
TE.....W.Dissly	DB.....J.Taylor	WR.....N.Westbrook-Ikhine	CB.....R.McCreary
QB.....J.Herbert	S.....D.James	QB.....R.Tannehill	S.....S.Murphy-Bunting
RB.....J.Dobbins	S.....E.Moldem	RB.....D.Henry	S.....K.Buard

2024 GAME SUMMARIES

WEEK 3 AT PITTSBURGH



CHARGERS 10 STEELERS 20

Sunday, Sept. 22, 2024
Acrisure Stadium – Pittsburgh, Penn.



GAME STATISTICS

TEAM	1	2	3	4	OT	F
L.A. Chargers	7	3	0	0	—	10
Pittsburgh	0	7	3	10	—	20

SCORING SUMMARY

Team	Q	Time	Play
Chargers	1	2:46	Q.Johnston 27 yd. pass from J.Herbert (C.Dicker kick)
Steelers	2	10:17	J.Fields 5 yd. run (C.Boswell kick)
Chargers	2	3:13	C.Dicker 28 yd. Field Goal (12-60, 7:04)
Steelers	3	9:05	C.Boswell 38 yd. Field Goal (12-50, 5:55)
Steelers	4	14:14	C.Boswell 30 yd. Field Goal (12-73, 6:26)
Steelers	4	7:02	C.Austin 55 yd. pass from J.Fields (C.Boswell kick)

TEAM STATISTICS

	LAC	PIT
FIRST DOWNS:	10	20
TOTAL NET YARDS:	168	346
NET RUSHING YARDS:	107	232
NET PASSING YARDS:	225	140
PENALTIES/YARDS:	7-69	3-15
3RD DOWN EFFICIENCY (%):	3-11 (27.3%)	7-14 (50.0%)
PUNTS/AVERAGE:	7-50.0	3-52.0
SACKS/YARDS:	2-13	5-42
FUMBLES/LOST:	2-0	0-0
POINTS OFF TURNOVERS:	0	0
AVG. DRIVE START:	OWN 24	OWN 30
TIME OF POSSESSION:	26:09	33:51

INDIVIDUAL TOP PERFORMERS



PASSING

	CMP	ATT	YDS	TD	INT	RT
Herbert	12	18	125	1	0	105.1
Heinicke	2	2	24	0	0	116.7

RUSHING

	ATT	YDS	AVG	LG	TD
J.Dobbins	15	44	2.9	13	0
G.Edwards	3	9	3.0	6	0

RECEIVING

	REC	YDS	AVG	LG	TD
L.McConkey	3	44	14.7	18	0
W.Dissly	3	19	6.3	7	0
J.Dobbins	3	10	3.3	6	0
Q.Johnston	2	44	22.0	27	1

TACKLES (SOLO) – LAC: D.Henley 12 (9), D.Perryman 9 (6), D.James 8 (5);
PIT: P.Queen 8 (4), D.Elliott 5 (4), D.Jackson 5 (2).

SACKS – LAC: D.James 1-6, K.Mack 1-7; **PIT:** Ni.Herbig 2-15, E.Roberts 1-9, Ca.Heyward 1-10, T.Watt 1-8.

INTERCEPTIONS – LAC: B.Dupree 1-0-0; **PIT:** None.

STARTERS

WR..... L.McConkey	OLB..... K.Mack	TE..... P.Freiermuth	ROLB... A.Highsmith
TE..... W.Dissly	DL..... O.Ogbonnia	LT..... D.Moore	DT.... Ca.Heyward
LT..... R.Slater	DL..... P.Ford	LG..... S.Anderson	NT..... K.Benton
RG..... Z.Johnson	OLB..... J.Bosa	C..... Z.Frazier	DE L.Ogunjobi
C..... B.Bozeman	LB..... D.Henley	RG..... J.Daniels	LOLB... T.Watt
RG..... T.Pipkins	LB..... D.Perryman	RT..... B.Jones	LILB... P.Queen
RT..... J.Alt	CB..... K.Fulton	WR..... V.Jefferson	RILB... E.Roberts
WR..... Q.Johnston	CB..... A.Samuel	WR..... G.Pickens	RCB..... J.Porter
QB..... J.Herbert	S..... E.Molden	WR..... C.Patterson	FS... M.Fitzpatrick
FB..... S.Matlock	S..... A.Gilman	QB..... J.Fields	SS..... D.Elliott
RB..... J.Dobbins	S..... D.James	RB..... N.Harris	LCB.... D.Jackson

WEEK 4 vs. KANSAS CITY



CHIEFS 17 CHARGERS 10

Sunday, Sept. 29, 2024
SoFi Stadium – Inglewood, Calif.



GAME STATISTICS

TEAM	1	2	3	4	OT	F
Kansas City	0	7	3	7	—	17
L.A. Chargers	10	0	0	0	—	10

SCORING SUMMARY

Team	Q	Time	Play
Chargers	1	6:16	L.McConkey 7 yd. pass from J.Herbert (C.Dicker kick)
Chargers	1	3:53	C.Dicker 50 yd. Field Goal
Chiefs	2	4:06	X.Worthy 54 yd. pass from P.Mahomes (H.Butker kick)
Chiefs	3	6:26	H.Butker 37 yd. Field Goal
Chiefs	4	6:04	S.Perine 2 yd. run (H.Butker kick)

TEAM STATISTICS

	KC	LAC
FIRST DOWNS:	16	12
TOTAL NET YARDS:	329	224
NET RUSHING YARDS:	101	55
NET PASSING YARDS:	228	169
PENALTIES/YARDS:	5-40	9-51
3RD DOWN EFFICIENCY (%):	9-16 (56.3%)	4-13 (30.8%)
PUNTS/AVERAGE:	4-50.0	6-53.0
SACKS/YARDS:	2-10	3-17
FUMBLES/LOST:	1-1	2-0
POINTS OFF TURNOVERS:	10	0
AVG. DRIVE START:	OWN 29	OWN 27
TIME OF POSSESSION:	29:08	30:52

INDIVIDUAL TOP PERFORMERS



PASSING

	CMP	ATT	YDS	TD	INT	RT
J.Herbert	16	27	179	1	0	91.4
P.Mahomes	19	29	245	1	1	89.0

RUSHING

	ATT	YDS	AVG	LG	TD
J.Dobbins	14	32	2.3	12	0
G.Edwards	6	19	3.2	5	0

RECEIVING

	REC	YDS	AVG	LG	TD
L.McConkey	5	67	13.4	37	1
J.Palmer	3	36	12.0	26	0
J.Dobbins	3	30	10.0	14	0
W.Dissly	2	24	12.0	22	0

TACKLES (SOLO) – LAC: D.Perryman 8 (6), E.Molden 8 (5), D.Henley 7 (4);
KC: D.Tranquill 10 (7), T.McDuffie 6 (3), B.Cook 5 (4).

SACKS – LAC: B.Dupree 2-8, T.Dye 0.5-4.5, T.Still 0.5-4.5; **KC:** C.Jones 2-10.

INTERCEPTIONS – LAC: K.Fulton 1-29-0; **KC:** None.

STARTERS

TE..... W.Dissly	OLB..... K.Mack	TE..... T.Kelce	DE G.Karlaftis
LT..... J.Salyer	DL..... O.Ogbonnia	WR..... R.Rice	DT..... C.Jones
LG..... Z.Johnson	DL..... P.Ford	LT..... W.Morris	DE M.Pennel
C..... B.Bozeman	OLB... T.Tuipulotu	LG..... J.Thuney	DE ... F.Anudike-Uzomah
RG..... S.Mustipher	LB..... D.Henley	C..... C.Humphrey	LB..... N.Bolton
RT..... T.Pipkins	LB..... D.Perryman	RG..... T.Smith	LB..... D.Tranquill
FB..... S.Matlock	CB..... K.Fulton	RT..... J.Taylor	LB..... L.Chenal
WR..... Q.Johnston	CB..... A.Samuel	WR..... X.Worthy	CB..... T.McDuffie
WR..... L.McConkey	DB..... T.Still	WR..... Ju.Watson	CB..... Ja.Watson
QB..... J.Herbert	S..... A.Gilman	QB..... P.Mahomes	S..... J.Reid
RB..... J.Dobbins	S..... E.Molden	FB..... C.Steele	S..... B.Cook

2024 GAME SUMMARIES

WEEK 6 AT DENVER



CHARGERS 23 BRONCOS 16

Sunday, Oct. 13, 2024

Empower Field at Mile High – Denver, Colo.



GAME STATISTICS

TEAM	1	2	3	4	OT	F
L.A. Chargers	10	10	3	0	—	23
Denver	0	0	0	16	—	16

SCORING SUMMARY

Team	Q	Time	Play
Chargers	1	9:26	C.Dicker 20 yd. Field Goal
Chargers	1	4:59	K.Vidal 38 yd. pass from J.Herbert (C.Dicker kick)
Chargers	2	6:21	C.Dicker 33 yd. Field Goal
Chargers	2	1:00	J.Dobbins 4 yd. run (C.Dicker kick)
Chargers	3	2:35	C.Dicker 46 yd. Field Goal
Broncos	4	10:06	T.Franklin 2 yd. pass from B.Nix
Broncos	4	5:22	C.Sutton 15 yd. pass from B.Nix (pass failed)
Broncos	4	0:59	W.Lutz 40 yd. Field Goal

TEAM STATISTICS

	LAC	DEN
FIRST DOWNS:	22	17
TOTAL NET YARDS:	350	316
NET RUSHING YARDS:	128	110
NET PASSING YARDS:	222	206
PENALTIES/YARDS:	3-20	7-37
3RD DOWN EFFICIENCY (%):	11-18 (61.1%)	3-11 (27.3%)
PUNTS/AVERAGE:	4-39.8	5-46.6
SACKS/YARDS:	2-10	3-15
FUMBLES/LOST:	1-0	1-1
POINTS OFF TURNOVERS:	10	0
AVG. DRIVE START:	OWN 34	OWN 25
TIME OF POSSESSION:	37:23	23:37

INDIVIDUAL TOP PERFORMERS



PASSING

	CMP	ATT	YDS	TD	INT	RT
Herbert	21	34	237	1	0	92.4
Nix	19	33	216	2	1	84.9

RUSHING

	ATT	YDS	AVG	LG	TD
J.Dobbins	25	96	3.8	20	1
D.Davis	2	14	7.0	10	0
B.Nix	6	61	10.2	21	0
J.Williams	6	23	3.8	13	0

RECEIVING

	REC	YDS	AVG	LG	TD
L.McConkey	4	43	10.8	15	0
W.Dissly	4	26	6.5	20	0
Q.Johnston	3	22	7.3	8	0
S.Fehoko	2	44	22.0	30	0
D.Vele	4	78	19.5	37	0
C.Sutton	4	53	13.3	20	1
J.Williams	3	13	4.3	10	0
T.Franklin	2	31	15.5	29	1

TACKLES (SOLO) – LAC: A.Gilman 10 (6), D.Perryman 6 (5), D.Henley 4 (2); **DEN:** B.Jones 12 (11), Z.Allen 8 (5), C.Barton 8 (1).

SACKS – LAC: A.Gilman 1-0, M.Fox 1-10; **DEN:** N.Bonitto 1-8, J.Strnad 1-0, Z.Allen 0.5-3.5, J.Cooper, 0.5-3.5.

INTERCEPTIONS – LAC: E.Molden 1-25-0; **DEN:** None.

STARTERS

WR..... L.McConkey	OLB..... K.Mack	WR..... T.Franklin	OLB..... N.Bonitto
TE..... H.Hurst	DL..... O.Ogbonnia	WR..... D.Vele	DE ... J.Franklin-Myers
LT R.Slater	DL..... P.Ford	LT G.Bolles	NT..... D.Jones
RG Z.Johnson	OLB... T.Tuipulotu	LG..... B.Powers	DE Z.Allen
C..... B.Bozeman	LB..... D.Henley	C..... A.Forsyth	ILB..... C.Barton
RG..... T.Pipkins	LB..... D.Perryman	RG..... Q.Meinerz	SLB..... J.Cooper
RT J.Alt	CB K.Fulton	RT M.Pearl	ILB..... J.Strnad
WR..... Q.Johnston	CB T.Still	WR..... C.Sutton	LCB..... P.Surtain
QB..... J.Herbert	CB C.Hart	TE..... A.Trautman	RCB..... R.Moss
FB S.Matlock	S..... A.Gilman	QB..... B.Nix	S..... B.Jones
RB J.Dobbins	S..... D.James	RB J.Williams	S..... P.Locke

WEEK 7 AT ARIZONA



CHARGERS 15 CARDINALS 17

Monday, Oct. 21, 2024

State Farm Stadium – Glendale, Ariz.



GAME STATISTICS

TEAM	1	2	3	4	OT	F
L.A. Chargers	0	6	3	6	—	15
Arizona	0	7	0	10	—	17

SCORING SUMMARY

Team	Q	Time	Play
Chargers	2	11:59	C.Dicker 59 yd. Field Goal
Cardinals	2	5:40	G.Dortch 5 yd. pass from K.Murray (C.Ryland kick)
Chargers	2	0:00	C.Dicker 50 yd. Field Goal
Chargers	3	0:40	C.Dicker 28 yd. Field Goal
Cardinals	4	14:14	K.Murray 44 yd. run (C.Ryland kick)
Chargers	4	12:09	C.Dicker 47 yd. Field Goal
Chargers	4	1:54	C.Dicker 40 yd. Field Goal
Cardinals	4	0:00	C.Ryland 32 yd. Field Goal

TEAM STATISTICS

	LAC	ARI
FIRST DOWNS:	20	22
TOTAL NET YARDS:	395	326
NET RUSHING YARDS:	59	181
NET PASSING YARDS:	336	145
PENALTIES/YARDS:	5-57	3-15
3RD DOWN EFFICIENCY (%):	6-14 (42.9%)	2-7 (28.6%)
PUNTS/AVERAGE:	2-37.5	4-44.5
SACKS/YARDS:	3-13	0-0
FUMBLES/LOST:	3-2	1-0
POINTS OFF TURNOVERS:	0	0
AVG. DRIVE START:	OWN 21	OWN 25
TIME OF POSSESSION:	34:14	25:46

INDIVIDUAL TOP PERFORMERS



PASSING

	CMP	ATT	YDS	TD	INT	RT
J.Herbert	27	39	349	0	0	97.1
K.Murray	14	26	145	1	1	67.0

RUSHING

	ATT	YDS	AVG	LG	TD
J.Dobbins	14	40	2.9	11	0
K.Videl	3	10	3.3	7	0
J.Conner	19	101	5.3	14	0
K.Murray	6	64	10.7	44	1

RECEIVING

	REC	YDS	AVG	LG	TD
W.Dissly	8	81	10.1	18	0
L.McConkey	5	46	9.2	21	0
J.Palmer	4	63	15.8	24	0
S.Fehoko	3	45	15.0	25	0
T.McBride	5	51	10.2	14	0
M.Harrison	3	21	7.0	10	0
J.Conner	2	51	25.5	33	0
Mi.Wilson	1	15	15.0	15	0

TACKLES (SOLO) – LAC: D.James 8 (5), C.Hart 7 (6), A.Gilman 5 (3); **ARI:** K.White 10 (3), M.Melton 9 (8), B.Baker 8 (4).

SACKS – LAC: None; **ARI:** N.Jones 1.0-8, D.Stills 1-1, B.Stille 1-4.

INTERCEPTIONS – LAC: T.Tart 1-4-0; **ARI:** None.

STARTERS

WR..... J. Palmer	OLB..... K.Mack	WR..... M.Harrison	NT..... R.Lopez
WR..... L.McConkey	DL..... P.Ford	TE..... T.McBride	DT..... L.Collier
WR..... S.Fehoko	DL..... O.Ogbonnia	LT P.Johnson	OLB... D.Gardeck
LT R.Slater	OLB... M.Fox	LG..... E.Brown	ILB..... K.White
C..... B.Bozeman	OLB... T.Tuipulotu	C..... H.Froholdt	ILB..... Ma.Wilson
RG..... T.Pipkins	LB..... D.Henley	RG..... T.Colon	OLB... Z.Collins
RT J.Alt	LB..... D.Perryman	RT K.Beachum	CB S.Thomas
WR..... Q.Johnston	CB C.Hart	TE..... T.Reiman	CB G.Williams
QB..... J.Herbert	CB T.Still	WR..... Mi.Wilson	CB ... S.Murphy-Bunting
QB..... J.Herbert	S..... D.James	QB..... K.Murray	S..... J.Thompson
RB J.Dobbins	S..... A.Gilman	RB J.Conner	S..... B.Baker

2024 GAME SUMMARIES

WEEK 8 vs. NEW ORLEANS



SAINTS 8 CHARGERS 26

Sunday, Oct. 27, 2024
SoFi Stadium – Inglewood, Calif.



GAME STATISTICS

TEAM	1	2	3	4	OT	F
New Orleans	2	3	3	0	—	8
L.A. Chargers	0	9	7	10	—	26

SCORING SUMMARY

Team	Q	Time	Play
Saints	1	10:20	J.Scott fumble forced by T.Hill out of bounds in end zone for a Safety
Chargers	2	14:55	C.Dicker 46 yd. Field Goal
Chargers	2	1:37	J.Dobbins 1 yd. run (kick failed, wl)
Saints	2	0:05	B.Grupe 40 yd. Field Goal
Chargers	3	8:48	L.McConkey 60 yd. pass from J.Herbert (C.Dicker kick)
Saints	3	1:05	B.Grupe 43 yd. Field Goal
Chargers	4	11:55	C.Dicker 29 yd. Field Goal
Chargers	4	3:22	L.McConkey 9 yd. pass from J.Herbert (C.Dicker kick)

TEAM STATISTICS

	NO	LAC
FIRST DOWNS:	15	19
TOTAL NET YARDS:	366	378
NET RUSHING YARDS:	117	122
NET PASSING YARDS:	249	256
PENALTIES/YARDS:	7-66	4-37
3RD DOWN EFFICIENCY (%):	2-16 (12.5%)	3-12 (25.0%)
PUNTS/AVERAGE:	9-48.6	6-57.3
SACKS/YARDS:	5-32	3-23
FUMBLES/LOST:	0-0	2-0
POINTS OFF TURNOVERS:	0	0
AVG. DRIVE START:	OWN 32	OWN 30
TIME OF POSSESSION:	28:52	31:08

INDIVIDUAL TOP PERFORMERS



PASSING

	CMP	ATT	YDS	TD	INT	RT
J.Herbert	20	32	279	2	0	111.3
S.Rattler	12	24	156	0	0	70.8

RUSHING

	ATT	YDS	AVG	LG	TD
J.Dobbins	17	57	3.4	13	1
J.Herbert	4	49	12.3	38	0
A.Kamara	10	67	6.7	24	0
T.Hill	4	20	5.0	8	0

RECEIVING

	REC	YDS	AVG	LG	TD
L.McConkey	6	111	18.5	60	2
W.Dissly	5	41	8.2	16	0
J.Dobbins	4	11	2.8	15	0
J.Palmer	2	72	36.0	45	0
C.Olave	8	107	13.4	28	0
A.Kamara	6	55	9.2	37	0
J.Johnson	3	48	16.0	22	0
T.Hill	2	21	10.5	14	0

TACKLES (SOLO) - LAC: D.Henley 10 (6), D.James 6 (4), C.Hart 5 (4);
NO: P.Werner 9 (7), D.Davis 9 (5), T.Mathieu 5 (0).

SACKS - LAC: B.Dupree 1-11, T.Tuipulotu 1-2, K.Mack 1-8, P.Ford 1-5, S.Matlock 1-6; **NO:** K.Saunders 1-10, A.Taylor 0.5-2.5, C.Young 0.5-2.5.

INTERCEPTIONS - LAC: None; **NO:** None.

STARTERS

WR.....S.Fehoko	OLB.....K.Mack	WR.....C.Olave	DT.....N.Shepherd
WR.....J.Palmer	DL.....O.Ogbonnia	LT.....T.Fuaga	DT.....B.Brese
WR.....L.McConkey	DL.....P.Ford	LG.....L.Patrick	DE.....C.Granderson
LT.....R.Slater	OLB...T.Tuipulotu	C.....C.McGovern	DE.....C.Jordan
LG.....Z.Johnson	LB.....D.Henley	RG.....C.Ruiz	MLB.....D.Davis
C.....B.Bozeman	LB...D.Perryman	RT.....T.Penning	LB.....P.Werner
RG.....T.Pipkins	CB.....K.Fulton	TE.....F.Moreau	DB.....J.Howden
RT.....J.Alt	CB.....T.Still	TE.....J.Johnson	FS.....T.Mathieu
TE.....W.Dissly	CB.....C.Hart	TE.....T.Hill	CB.....A.Taylor
QB.....J.Herbert	S.....A.Gilman	QB.....S.Rattler	CB...K.McKinstry
RB.....J.Dobbins	S.....D.James	RB.....A.Kamara	CB...M.Lattimore

WEEK 9 AT CLEVELAND



CHARGERS 26 BROWNS 3

Sunday, Nov. 3, 2024
Huntington Bank Field – Cleveland, Ohio



GAME STATISTICS

TEAM	1	2	3	4	OT	F
L.A. Chargers	7	13	0	7	—	27
Cleveland	0	3	0	7	—	10

SCORING SUMMARY

Team	Q	Time	Play
Chargers	1	6:49	J.Palmer 28 yd. pass from J.Herbert (C.Dicker kick)
Browns	2	9:30	D.Hopkins 38 yd. Field Goal
Chargers	2	8:01	Q.Johnston 66 yd. pass from J.Herbert (kick failed, wl)
Chargers	2	3:30	J.Dobbins 16 yd. run (C.Dicker kick)
Chargers	4	4:16	J.Dobbins 7 yd. run (C.Dicker kick)
Browns	4	0:44	C.Tillman 17 yd. pass from J.Winston (D.Hopkins kick)

TEAM STATISTICS

	LAC	CLE
FIRST DOWNS:	13	21
TOTAL NET YARDS:	342	292
NET RUSHING YARDS:	96	79
NET PASSING YARDS:	246	213
PENALTIES/YARDS:	5-35	4-25
3RD DOWN EFFICIENCY (%):	5-14 (35.7%)	6-17 (35.3%)
PUNTS/AVERAGE:	7-47.1	6-53.0
SACKS/YARDS:	6-22	6-36
FUMBLES/LOST:	0-0	1-0
POINTS OFF TURNOVERS:	0	0
AVG. DRIVE START:	OWN 31	OWN 32
TIME OF POSSESSION:	25:51	34:09

INDIVIDUAL TOP PERFORMERS



PASSING

	CMP	ATT	YDS	TD	INT	RT
J.Herbert	18	27	282	2	0	125.8
J.Winston	26	46	235	1	3	50.5

RUSHING

	ATT	YDS	AVG	LG	TD
J.Dobbins	14	85	6.1	34	2
K.Vidal	5	7	1.4	7	0
N.Chubb	15	39	2.6	11	0
J.Winston	5	27	5.4	13	0

RECEIVING

	REC	YDS	AVG	LG	TD
L.McConkey	5	64	12.8	20	0
Q.Johnston	4	118	29.5	66	1
J.Palmer	2	63	31.5	28	1
J.Dobbins	2	20	10.0	10	0
J.Jeudy	7	73	10.4	13	0
C.Tillman	6	75	12.5	17	1
D.Njoku	5	29	5.8	11	0
J.Akins	3	32	10.7	21	0

TACKLES (SOLO) - LAC: D.Henley 13 (8), D.James 7 (4), E.Molden 6 (2);
CLE: D.Bush 8 (6), G.Delpit 7 (5), M.Garrett 5 (4).

SACKS - LAC: T.Tuipulotu 2.5-3.5, M.Fox 2.0-11, K.Mack 1.0-7, C.Hart 0.5-0.5; **CLE:** M.Garret 3.0-16, D.Tomlinson 1.5-14, D.Bush 1.0-2, S.Harris 0.5-4.

INTERCEPTIONS - LAC: A.Gilman 1-18-0, T.Still 1-1-0, E.Molden 1-0-0; **CLE:** None.

STARTERS

WR.....Q.Johnston	OLB.....K.Mack	WR.....C.Tillman	DE.....M.Garrett
LT.....R.Slater	DL.....P.Ford	WR.....E.Moore	DT.....S.HarrisLT
LG.....Z.Johnson	DL.....O.Ogbonnia	D.Jones	DT.....D.Tomlinson
C.....B.Bozeman	OLB...T.Tuipulotu	LG.....J.Bitonio	DE.....Z.Smith
RG.....T.Pipkins	LB.....D.Henley	C.....E.Pocic	LB.....D.Bush
RT.....J.Alt	LB...D.Perryman	RG.....W.Teller	LB.....M.Diabate
TE.....W.Dissly	S.....D.James	RT.....J.Conklin	LB.....W.Reid
WR.....L.McConkey	S.....A.Gilman	TE.....D.Njoku	S.....G.Delpit
QB.....J.Herbert	CB.....C.Hart	WR.....J.Jeudy	S.....J.Thornhill
FB.....S.Matlock	CB.....E.Molden	QB.....J.Winston	CB.....D.Ward
RB.....J.Dobbins	CB.....T.Still	RB.....N.Chubb	CB....M.Emerson

2024 GAME SUMMARIES

WEEK 10 vs. TENNESSEE



**TITANS 17
CHARGERS 27**

Sunday, Nov. 10, 2024
SoFi Stadium – Inglewood, Calif.



GAME STATISTICS

TEAM	1	2	3	4	OT	F
Tennessee	7	0	3	7	—	17
L.A. Chargers	3	10	7	7	—	27

SCORING SUMMARY

Team	Q	Time	Play
Chargers	1	8:08	C.Dicker 21 yd. Field Goal
Titans	1	4:25	C.Ridley 41 yd. pass from W.Lewis (N.Folk kick)
Chargers	2	12:07	C.Dicker 37 yd. Field Goal
Chargers	2	1:55	J.Herbert 4 yd. run (C.Dicker kick)
Titans	3	7:51	N.Folk 27 yd. Field Goal
Chargers	3	3:24	Q.Johnston 16 yd. pass from J.Herbert (C.Dicker kick)
Chargers	4	7:39	H.Haskins 1 yd. run (C.Dicker kick)
Titans	4	0:49	C.Ridley 15 yd. pass from W.Lewis (N.Folk kick)

TEAM STATISTICS

	TEN	LAC
FIRST DOWNS:	19	23
TOTAL NET YARDS:	289	309
NET RUSHING YARDS:	132	145
NET PASSING YARDS:	157	164
PENALTIES/YARDS:	9-68	5-30
3RD DOWN EFFICIENCY (%):	3-9 (33.3%)	4-10 (40.0%)
PUNTS/AVERAGE:	4-53.5	3-38.7
SACKS/YARDS:	0/0	7/18
FUMBLES/LOST:	1-0	0-0
POINTS OFF TURNOVERS:	0	0
AVG. DRIVE START:	OWN 31	OWN 30
TIME OF POSSESSION:	29:01	30:59

INDIVIDUAL TOP PERFORMERS



PASSING

	CMP	ATT	YDS	TD	INT	RT
J.Herbert	14	18	164	1	0	123.1
W.Lewis	18	23	175	2	0	127.4

RUSHING

	ATT	YDS	AVG	LG	TD
G.Edwards	10	55	5.5	11	0
J.Dobbins	15	50	3.3	12	0
T.Spears	7	47	6.7	19	0
T.Pollard	9	44	4.9	15	0

RECEIVING

	REC	YDS	AVG	LG	TD
W.Dissly	5	30	6.0	14	0
J.Dobbins	3	5	1.7	4	0
L.McConkey	2	52	26.0	37	0
Q.Johnston	2	24	12.0	16	1
C.Ridley	5	84	16.8	41	2
T.Pollard	4	19	4.8	15	0
N.Westbrook-Ikhine	3	31	10.3	13	0
T.Spears	3	4	1.3	6	0

TACKLES (SOLO) – LAC: D.Henley 13 (10), E.Molden 8 (4), B.Dupree 5 (4);
TEN: J.Gibbens 15 (10), M.Brown 7 (5), K.Murray 6 (3).

SACKS – LAC: T.Tuipulotu 2-7, B.Dupree 2-1, P.Ford 1-7, J.Bosa 1-2, D.Henley 1-1; **TEN:** None.

INTERCEPTIONS – LAC: None; **TEN:** None.

STARTERS

WR ... Q.Johnston	OLB K.Mack	WR ... N.Westbrook-Ikhine	OLB A.Key
LT R.Slater	DL P.Ford	TE N.Vannett	NT T.Sweat
LG Z.Johnson	DL O.Ogbonnia	LT J.Latham	DT J.Simmons
C B.Bozeman	OLB ... T.Tuipulotu	LG P.Skoronski	OLB H.Landry
RG J.Salyer	LB ... D.Perryman	C D.Brunskill	ILB K.Murray
RT J.Alt	LB D.Henley	RG D.Radunz	LB J.Gibbens
WR ... J.Reagar	S D.James	RT L.Watson	CB R.McCrear
TE W.Dissly	S A.Gilman	WR ... C.Ridley	CB D.Baker
WR ... L.McConkey	CB C.Hart	WR T.Boyd	CB J.Brownlee
QB J.Herbert	CB E.Molden	QB W.Lewis	S A.Hooker
RB J.Dobbins	CB T.Still	RB T.Pollard	S M.Brown

WEEK 11 vs. CINCINNATI



**BENGALS 27
CHARGERS 34**

Sunday, Nov. 17, 2024
SoFi Stadium – Inglewood, Calif.



GAME STATISTICS

TEAM	1	2	3	4	OT	F
Cincinnati	3	3	14	7	—	27
L.A. Chargers	7	17	3	7	—	34

SCORING SUMMARY

Team	Q	Time	Play
Bengals	1	6:27	E.McPherson 26 yd. Field Goal
Chargers	1	3:34	W.Dissly 29 yd. pass from J.Herbert (C.Dicker kick)
Bengals	2	12:54	E.McPherson 27 yd. Field Goal
Chargers	2	11:02	Q.Johnston 1 yd. pass from J.Herbert (C.Dicker kick)
Chargers	2	4:35	J.Dobbins 1 yd. run (C.Dicker kick)
Chargers	2	0:00	C.Dicker 19 yd. Field Goal
Chargers	3	10:29	C.Dicker 53 yd. Field Goal
Bengals	3	5:27	J.Chase 4 yd. pass from J.Burrow (E.McPherson kick)
Bengals	3	2:53	T.Higgins 42 yd. pass from J.Burrow (E.McPherson kick)
Bengals	4	12:21	J.Chase 17 yd. pass from J.Burrow (E.McPherson kick)
Chargers	4	0:18	J.Dobbins 29 yd. run (C.Dicker kick)

TEAM STATISTICS

	CIN	LAC
FIRST DOWNS:	24	24
TOTAL NET YARDS:	452	435
NET RUSHING YARDS:	110	155
NET PASSING YARDS:	342	280
PENALTIES/YARDS:	8-56	5-50
3RD DOWN EFFICIENCY (%):	5-17 (29.4%)	3-11 (27.3%)
PUNTS/AVERAGE:	5-50.0	6-46.7
SACKS/YARDS:	2/17	3/14
FUMBLES/LOST:	0-0	1-1
POINTS OFF TURNOVERS:	7	0
AVG. DRIVE START:	OWN 29	OWN 29
TIME OF POSSESSION:	34:08	25:52

INDIVIDUAL TOP PERFORMERS



PASSING

	CMP	ATT	YDS	TD	INT	RT
J.Herbert	17	36	297	2	0	94.3
J.Burrow	28	50	356	3	0	98.4

RUSHING

	ATT	YDS	AVG	LG	TD
J.Herbert	5	65	13.0	30	0
J.Dobbins	11	56	5.1	29	2
C.Brown	22	86	3.9	27	0
J.Burrow	2	28	14.0	14	0

RECEIVING

	REC	YDS	AVG	LG	TD
L.McConkey	6	123	20.5	28	0
W.Dissly	4	80	20.0	29	1
Q.Johnston	2	48	24.0	26	1
J.Palmer	2	23	11.5	12	0
T.Higgins	9	148	16.4	42	1
J.Chase	7	75	10.7	32	2
C.Brown	5	57	11.4	34	0
A.Iosivas	3	46	15.3	27	0

TACKLES (SOLO) – LAC: D.Henley 11 (5), D.James 10 (7), A.Gilman 6 (4);
CIN: G.Stone 9 (8), L.Wilson 8 (4), G.Pratt 8 (4).

SACKS – LAC: T.Tuipulotu 1.5-5, P.Ford 1-7, D.James 0.5-2; **CIN:** J.Ossai 1-12, T.Hendrickson 0.5-2.5, C.Taylor-Britt 0.5-2.5.

INTERCEPTIONS – LAC: None; **CIN:** None.

STARTERS

WR ... Q.Johnston	DL P.Ford	WR ... T.Higgins	DE S.Hubbard
TE T.Fisk	DL ... O.Ogbonnia	LT C.Ford	DT B.Hill
LT R.Slater	OLB ... T.Tuipulotu	LG C.Volson	DT K.Jenkins
LG Z.Johnson	OLB J.Bosa	C T.Karras	RDE ..T.Hendrickson
C B.Bozeman	LB ... D.Perryman	RG A.Cappa	LB L.Wilson
RG T.Pipkins	LB D.Henley	RT A.Mims	LB G.Pratt
RT J.Alt	CB C.Hart	WR ... J.Chase	NCB M.Hilton
WR ... L.McConkey	CB E.Molden	TE D.Sample	CB ...C.Taylor-Britt
WR ... J.Palmer	CB K.Fulton	TE M.Gesicki	CB D.Turner
QB J.Herbert	CB D.James	QB J.Burrow	S G.Stone
RB G.Edwards	S A.Gilman	HB C.Brown	S V.Bell

2024 GAME SUMMARIES

WEEK 12 vs. BALTIMORE



RAVENS 17 CHARGERS 27

Monday, Nov. 25, 2024
SoFi Stadium – Inglewood, Calif.



GAME STATISTICS

TEAM	1	2	3	4	OT	F
Baltimore	0	14	3	13	—	30
L.A. Chargers	7	6	3	7	—	23

SCORING SUMMARY

Team	Q	Time	Play
Chargers	1	9:45	J.Herbert 5 yd. run (C.Dicker kick)
Chargers	2	11:26	C.Dicker 42 yd. Field Goal
Ravens	2	7:48	L.Jackson 10 yd. run (J.Tucker kick)
Ravens	2	0:24	R.Bateman 40 yd. pass from L.Jackson (J.Tucker kick)
Chargers	2	0:00	C.Dicker 52 yd. Field Goal
Ravens	3	9:29	J.Tucker 45 yd. Field Goal
Chargers	3	4:08	C.Dicker 52 yd. Field Goal
Ravens	4	12:32	M.Andrews 6 yd. pass from L.Jackson (pass failed)
Ravens	4	7:24	J.Hill 51 yd. run (J.Tucker kick)
Chargers	4	0:46	G.Edwards 1 yd. run (C.Dicker kick)

TEAM STATISTICS

	BAL	LAC
FIRST DOWNS:	19	19
TOTAL NET YARDS:	389	285
NET RUSHING YARDS:	212	83
NET PASSING YARDS:	177	202
PENALTIES/YARDS:	9-102	7-62
3RD DOWN EFFICIENCY (%):	8-15 (53.3%)	5-14 (35.7%)
PUNTS/AVERAGE:	3-54.3	4-41.3
SACKS/YARDS:	4/16	1/0
FUMBLES/LOST:	0-0	1-0
POINTS OFF TURNOVERS:	0	0
AVG. DRIVE START:	OWN 26	OWN 31
TIME OF POSSESSION:	30:57	29:03

INDIVIDUAL TOP PERFORMERS



PASSING

	CMP	ATT	YDS	TD	INT	RT
J.Herbert	21	36	218	0	0	75.9
L.Jackson	16	22	177	2	0	126.4

RUSHING

	ATT	YDS	AVG	LG	TD
J.Dobbins	6	40	6.7	17	0
J.Herbert	4	29	7.3	12	1
D.Henry	24	140	5.8	27	0
J.Hill	4	55	13.8	51	1

RECEIVING

	REC	YDS	AVG	LG	TD
L.McConkey	6	83	13.8	19	0
W.Dissly	4	47	11.8	18	0
J.Palmer	3	38	12.7	17	0
J.Dobbins	3	19	6.3	11	0
Z.Flowers	5	62	12.4	25	0
M.Andrews	5	44	8.8	16	1
R.Bateman	2	43	21.5	40	1
J.Hill	2	7	3.5	9	0

TACKLES (SOLO) - LAC: D.Henley 10 (4), N.Niemann 8 (4), T.Still 7 (4);
BAL: M.Harrison 12 (6), N.Wiggins 6 (6), A.Washington 4 (4).

SACKS - LAC: D.James Jr. 1-0; **BAL:** K.Van Noy 1-8, B.Stephens 1-4, O.Oweh 1-3, J.Tupou 1-1.

INTERCEPTIONS - LAC: None; **BAL:** None.

STARTERS

TE..... T.Fisk	OLB..... K.Mack	TE..... M.Andrews	OLB... T.Robinson
LT..... R.Slater	DL..... O.Ogbonnia	LT..... R.Stanley	DT... N.Madubuike
LG..... Z.Johnson	DL..... P.Ford	LG..... P.Mekari	DT..... T.Jones
C..... B.Bozeman	OLB..... J.Bosa	C..... T.Linderbaum	DL... B.Washington
RG..... T.Pipkins	LB..... D.Henley	RG..... D.Faalele	WLB... T.Simpson
RT..... J.Alt	LB..... T.Dye	RT..... R.Rosengarten	LB..... K.Welch
WR... J.Palmer	CB..... E.Molden	TE..... I.Likely	LB..... M.Harrison
WR... Q.Johnston	CB..... K.Fulton	WR.... R.Bateman	CB B.Stephens
QB..... J.Herbert	CB..... T.Still	WR.... Z.Flowers	CB ... M.Humphrey
FB..... S.Matlock	S..... D.James	QB.... L.Jackson	S... A.Washington
RB..... J.Dobbins	S..... A.Gilman	RB D.Henry	S..... K.Hamilton

WEEK 13 AT ATLANTA



CHARGERS 17 FALCONS 13

Sunday, Dec. 1, 2024
Mercedes-Benz Stadium – Atlanta, Ga.



GAME STATISTICS

TEAM	1	2	3	4	OT	F
L.A. Chargers	3	6	8	0	—	17
Atlanta	7	0	6	0	—	13

SCORING SUMMARY

Team	Q	Time	Play
Falcons	1	3:59	B.Robinson 2 yd. run (Y.Koo kick)
Chargers	1	1:39	C.Dicker 45 yd. Field Goal
Chargers	2	11:08	C.Dicker 51 yd. Field Goal
Chargers	2	0:58	C.Dicker 34 yd. Field Goal
Falcons	3	7:23	Y.Koo 41 yd. Field Goal
Chargers	3	1:39	T.Still 61 yd. interception return (J.Herbert-J.Palmer pass)
Falcons	3	0:03	Y.Koo 26 yd. Field Goal

TEAM STATISTICS

	LAC	ATL
FIRST DOWNS:	10	24
TOTAL NET YARDS:	187	350
NET RUSHING YARDS:	56	116
NET PASSING YARDS:	131	234
PENALTIES/YARDS:	7-33	2-10
3RD DOWN EFFICIENCY (%):	3-11 (27.3%)	3-14 (21.4%)
PUNTS/AVERAGE:	3-48.7	2-41.0
SACKS/YARDS:	1-11	5/19
FUMBLES/LOST:	2-1	1-0
POINTS OFF TURNOVERS:	10	7
AVG. DRIVE START:	OWN 26	OWN 33
TIME OF POSSESSION:	24:05	35:55

INDIVIDUAL TOP PERFORMERS



PASSING

	CMP	ATT	YDS	TD	INT	RT
J.Herbert	16	23	147	0	0	86.7
K.Cousins	24	39	245	0	4	40.0

RUSHING

	ATT	YDS	AVG	LG	TD
G.Edwards	6	32	5.3	12	0
K.Vidal	4	20	5.0	16	0
B.Robinson	26	102	3.9	15	1
T.Allgeier	8	16	2.0	4	0

RECEIVING

	REC	YDS	AVG	LG	TD
L.McConkey	9	117	13.0	48	0
Q.Johnston	2	12	6.0	8	0
J.Palmer	1	11	11.0	11	0
S.Smartt	1	3	3.0	3	0
D.London	9	86	9.6	17	0
B.Robinson	6	33	5.5	11	0
R.McCloud	4	95	23.8	60	0
D.Mooney	3	20	6.7	11	0

TACKLES (SOLO) - LAC: T.Dye 14 (7), D.James 10 (5), D.Henley 10 (3);
ATL: K.Elliss 5 (3), C.Phillips 4 (3), D.Alford 4 (3).

SACKS - LAC: T.Tart 1.0-11; **ATL:** A.Ebiketie 2.0-2, K.Elliss 1-9, K.Street 1-7, D.Onyemata 1-1.

INTERCEPTIONS - LAC: T.Still 2-66-1, D.James 1-2-0, M.Maye 1-0-0; **ATL:** None.

STARTERS

WR... L.McConkey	OLB..... K.Mack	TE..... K.Pitts	OLB..... M.Judon
TE..... T.Fisk	DL..... P.Ford	LT..... Ja.Matthews	DL... D.Onyemata
LT..... R.Slater	DL..... O.Ogbonnia	LG..... M.Bergeron	DL..... E.Goldman
LG..... Z.Johnson	OLB..... J.Bosa	C..... D.Dalman	DL..... G.Jarrett
C..... B.Bozeman	LB..... T.Dye	RG..... C.Lindstrom	OLB..... L.Carter
RG..... T.Pipkins	LB..... D.Henley	RT K.McGary	ILB... N.Landman
RT..... J.Alt	CB K.Fulton	WR... D.London	ILB... K.Elliss
WR... D.Davis	CB E.Molden	WR.... R.McCloud	CB A.Terrell
QB..... J.Herbert	CB..... T.Still	WR.... D.Mooney	CB C.Phillips
FB..... S.Matlock	S..... D.James	QB.... K.Cousins	S..... J.Bates
RB..... G.Edwards	S..... T.Jefferson	RB B.Robinson	S..... J.Simmons

2024 GAME SUMMARIES

WEEK 14 AT KANSAS CITY



CHARGERS 17 CHIEFS 19

Sunday, Dec. 8, 2024

GEHA Field at Arrowhead Stadium – Kansas City, Mo.



GAME STATISTICS

TEAM	1	2	3	4	OT	F
L.A. Chargers	0	0	14	3	—	17
Kansas City	3	10	0	6	—	19

SCORING SUMMARY

Team	Q	Time	Play
Chiefs	1	10:05	M.Wright 47 yd. Field Goal
Chiefs	2	7:47	M.Wright 33 yd. Field Goal
Chiefs	2	0:47	D.Hopkins 9 yd. pass from P.Mahomes (M.Wright kick)
Chargers	3	7:12	G.Edwards 3 yd. run (C.Dicker kick)
Chargers	3	3:30	Q.Johnston 4 yd. pass from J.Herbert (C.Dicker kick)
Chiefs	4	13:04	M.Wright 50 yd. Field Goal
Chargers	4	4:35	C.Dicker 37 yd. Field Goal
Chiefs	4	0:00	M.Wright 31 yd. Field Goal

TEAM STATISTICS

	LAC	KC
FIRST DOWNS:	20	20
TOTAL NET YARDS:	288	298
NET RUSHING YARDS:	94	96
NET PASSING YARDS:	194	202
PENALTIES/YARDS:	7-50	8-98
3RD DOWN EFFICIENCY (%):	6-16 (46.2%)	8-15 (53.3%)
PUNTS/AVERAGE:	5-42.6	4-51.8
SACKS/YARDS:	3/8	3/19
FUMBLES/LOST:	1-0	0-0
POINTS OFF TURNOVERS:	0	0
AVG. DRIVE START:	OWN 24	OWN 24
TIME OF POSSESSION:	30:53	29:07

INDIVIDUAL TOP PERFORMERS



PASSING

	CMP	ATT	YDS	TD	INT	RT
J.Herbert	21	30	213	1	0	101.1
P.Mahomes	24	37	210	1	0	88.8

RUSHING

	ATT	YDS	AVG	LG	TD
G.Edwards	10	36	3.6	10	1
K.Vidal	8	34	4.3	8	0
I.Pacheco	14	55	3.9	9	0
P.Mahomes	4	17	4.3	10	0

RECEIVING

	REC	YDS	AVG	LG	TD
J.Palmer	6	78	13.0	38	0
Q.Johnston	5	48	9.6	21	1
S.Smartt	3	54	18.0	24	0
W.Dissly	2	19	9.5	15	0
T.Kelce	5	45	9.0	13	0
X.Worthy	5	41	8.2	14	0
D.Hopkins	4	32	8.0	10	1
N.Gray	4	26	6.5	8	0

TACKLES (SOLO) – LAC: D.Henley 8 (6), T.Still 6 (6), T.Dye 6 (4); **KC:** C.Conner 8 (6), D.Tranquill 7 (4), N.Bolton 5 (5).

SACKS – LAC: D.James 1-6, J.Bosa 1-7, K.Mack 0.5-1, T.Tuipulotu 0.5-1; **KC:** T.Wharton 2-11, N.Bolton 1-8.

INTERCEPTIONS – LAC: None; **KC:** None.

STARTERS

WR.....J.Palmer	OLB.....K.Mack	WR.....D.Hopkins	DE.....G.Karlaftis
TE.....T.Fisk	DL.....P.Ford	TE.....N.Gray	DT.....C.Jones
LT.....R.Slater	DL.....O.Ogbonnia	LT.....D.Humphries	DT.....M.Pennell
LG.....Z.Johnson	OLB.....J.Bosa	LG.....J.Thuney	DE.....M.Danna
C.....B.Bozeman	LB.....T.Dye	C.....C.Humphrey	LB.....N.Bolton
RG.....T.Pipkins	LB.....D.Henley	RG.....T.Smith	LB.....D.Tranquill
RT.....J.Alt	CB.....K.Fulton	RT.....J.Taylor	LB.....L.Chenail
WR.....J.Reagor	CB.....T.Still	TE.....T.Kelce	CB.....T.McDuffie
QB.....J.Herbert	S.....D.James	WR.....X.Worthy	CB.....J.Williams
FB.....S.Matlock	S.....E.Molden	QB.....P.Mahomes	S.....J.Reid
RB.....G.Edwards	S.....M.Maye	RB.....I.Pacheco	S.....B.Cook

WEEK 15 vs. TAMPA BAY



BUCCANEERS 40 CHARGERS 17

Sunday, Dec. 15, 2024

SoFi Stadium – Inglewood, Calif.



GAME STATISTICS

TEAM	1	2	3	4	OT	F
Tampa Bay	7	6	17	10	—	40
L.A. Chargers	7	10	0	0	—	17

SCORING SUMMARY

Team	Q	Time	Play
Buccaneers	1	11:14	J.McMillan 26 yd. pass from B.Mayfield (C.McLaughlin kick)
Chargers	1	6:18	L.McConkey 7 yd. pass from J.Herbert (C.Dicker kick)
Buccaneers	2	13:41	C.McLaughlin 22 yd. Field Goal
Chargers	2	8:47	C.Dicker 41 yd. Field Goal
Chargers	2	7:12	Q.Johnston 13 yd. pass from J.Herbert (C.Dicker kick)
Buccaneers	2	0:33	C.McLaughlin 37 yd. Field Goal
Buccaneers	3	10:23	M.Evans 57 yd. pass from B.Mayfield (C.McLaughlin kick)
Buccaneers	3	5:06	C.McLaughlin 42 yd. Field Goal
Buccaneers	3	1:36	M.Evans 35 yd. pass from B.Mayfield (C.McLaughlin kick)
Buccaneers	4	7:37	R.White 11 yd. pass from B.Mayfield (C.McLaughlin kick)
Buccaneers	4	2:51	C.McLaughlin 43 yd. Field Goal

TEAM STATISTICS

	TB	LAC
FIRST DOWNS:	24	14
TOTAL NET YARDS:	506	206
NET RUSHING YARDS:	223	32
NET PASSING YARDS:	283	174
PENALTIES/YARDS:	8-83	7-60
3RD DOWN EFFICIENCY (%):	9-15 (60.0%)	0-6 (0.0%)
PUNTS/AVERAGE:	0-0.0	3-47.0
SACKS/YARDS:	3/25	1/5
FUMBLES/LOST:	1-1	2-1
POINTS OFF TURNOVERS:	7	7
AVG. DRIVE START:	OWN 36	OWN 33
TIME OF POSSESSION:	36:48	23:12

INDIVIDUAL TOP PERFORMERS



PASSING

	CMP	ATT	YDS	TD	INT	RT
J.Herbert	21	33	195	2	1	87.3
B.Mayfield	22	27	288	4	1	135.3

RUSHING

	ATT	YDS	AVG	LG	TD
G.Edwards	8	23	2.9	8	0
K.Vidal	3	9	3.0	7	0
B.Irving	15	117	7.8	54	0
R.White	15	64	4.3	11	0

RECEIVING

	REC	YDS	AVG	LG	TD
L.McConkey	5	58	11.6	20	1
S.Smartt	5	50	10.0	31	0
Q.Johnston	5	45	9.0	13	1
D.Chark	2	16	8.0	12	0
M.Evans	9	159	17.7	57	2
J.McMillan	5	75	15.0	26	1
C.Otton	2	24	12.0	13	0
R.White	2	17	8.5	11	1

TACKLES (SOLO) – LAC: E.Molden 9 (7), T.Dye 9 (5), D.Henley 9 (3); **TB:** L.David 12 (8), J.Tryon 5 (4), Z.McCollum 4 (4).

SACKS – LAC: T.Dye 1-5; **TB:** L.David 1.5-15.5, L.Hall 1.5-9.5.

INTERCEPTIONS – LAC: T.Still 1-18-0; **TB:** J.Dean 1-0-0.

STARTERS

WR.....Q.Johnston	OLB.....K.Mack	WR.....M.Evans	OLB.....A.Nelson
WR.....L.Shenault	DL.....P.Ford	LT.....T.Wirfs	DL.....C.Kancey
LT.....R.Slater	DL.....O.Ogbonnia	LG.....B.Bredeson	NT.....V.Vea
LG.....Z.Johnson	OLB.....J.Bosa	C.....G.Barton	DL.....L.Hall
C.....B.Bozeman	LB.....T.Dye	RG.....C.Mauch	OLB.....Y.Diaby
RG.....T.Pipkins	LB.....D.Henley	RT.....L.Goedeke	LB.....L.David
RT.....J.Alt	CB.....K.Fulton	WR.....J.McMillan	CB.....J.Dean
TE.....S.Smartt	CB.....T.Still	WR.....S.Shepard	CB.....Z.McCollum
WR.....L.McConkey	S.....D.James	QB.....B.Mayfield	S.....C.Izien
QB.....J.Herbert	S.....E.Molden	TE.....C.Otton	S.....K.Merriweather
RB.....G.Edwards	S.....T.Jefferson	RB.....R.White	S.....T.Smith

2024 GAME SUMMARIES

WEEK 16 vs. DENVER



BRONCOS 27
CHARGERS 34
Thursday, Dec. 20, 2024
SoFi Stadium – Inglewood, Calif.



GAME STATISTICS

TEAM	1	2	3	4	OT	F
Denver	7	14	3	3	—	27
L.A. Chargers	7	6	6	15	—	34

SCORING SUMMARY

Team	Q	Time	Play
Broncos	1	7:34	A.Estime 3 yd. run (W.Lutz kick)
Chargers	1	3:09	G.Edwards 1 yd. run (C.Dicker kick)
Broncos	2	12:17	M.Burton 1 yd. pass from B.Nix (W.Lutz kick)
Chargers	2	8:50	C.Dicker 37 yd. Field Goal
Broncos	2	6:22	D.Vele 6 yd. pass from B.Nix (W.Lutz kick)
Chargers	2	0:00	C.Dicker 57 yd. Field Goal
Broncos	3	8:31	W.Lutz 41 yd. Field Goal (11-47, 6:29) 24 13
Chargers	3	2:58	G.Edwards 5 yd. run (run failed) (10-70, 5:33) 24 19
Chargers	4	12:23	D.Davis 19 yd. pass from J.Herbert (J.Herbert-J.Palmer pass)
Chargers	4	2:27	H.Haskins 34 yd. pass from J.Herbert (C.Dicker kick)
Broncos	4	0:57	W.Lutz 55 yd. Field Goal

TEAM STATISTICS

	DEN	LAC
FIRST DOWNS:	22	23
TOTAL NET YARDS:	355	380
NET RUSHING YARDS:	110	117
NET PASSING YARDS:	245	263
PENALTIES/YARDS:	7-61	2-8
3RD DOWN EFFICIENCY (%):	5-13 (38.5%)	6-12 (50.0%)
PUNTS/AVERAGE:	5-45.6	3-41.7
SACKS/YARDS:	2-21	2-18
FUMBLES/LOST:	1-0	1-0
POINTS OFF TURNOVERS:	0	0
AVG. DRIVE START:	OWN 29	OWN 29
TIME OF POSSESSION:	32:23	27:37

INDIVIDUAL TOP PERFORMERS



PASSING

	CMP	ATT	YDS	TD	INT	RT		CMP	ATT	YDS	TD	INT	RT
J.Herbert	23	31	284	2	1	110.1	B.Nix	29	40	263	2	0	106.6

RUSHING

	ATT	YDS	AVG	LG	TD		ATT	YDS	AVG	LG	TD
G.Edwards	14	68	4.9	43	2	A.Estime	9	48	5.3	9	1
J.Herbert	8	28	3.5	18	0	B.Nix	3	25	8.3	15	0

RECEIVING

	REC	YDS	AVG	LG	TD		REC	YDS	AVG	LG	TD
L.McConkey	6	87	14.5	27	0	D.Vele	7	29	4.1	12	0
J.Palmer	3	41	13.7	24	0	C.Sutton	5	50	10.0	18	0
S.Smartt	3	37	12.3	19	0	M.Mims	3	62	20.7	53	0
Q.Johnston	3	18	6.0	6	0	L.Krull	3	21	7.0	10	0

TACKLES (SOLO) – LAC: D.Henley 10 (7), T.Jefferson 7 (4), K.Fulton 6 (6);
DEN: B.Jones 10 (7), C.Barton 7 (5), P.Locke 6 (2).

SACKS – LAC: J.Bosa 1-8, B.Dupree 1-8; DEN: D.Tillman 1-10, D.Sanders 1-11.

INTERCEPTIONS – LAC: None; DEN: K.Abrams-Drain, 1-17-0.

STARTERS

WR..... J.Palmer	DL..... P.Ford	WR..... D.Vele	DT..... D.Jones
LT..... R.Slater	DL..... O.Ogbonnia	LT..... G.Bolles	DT.. J.Franklin-Myers
LG..... Z.Johnson	DL..... M.Fox	LG..... B.Powers	DE..... Z.Allen
C..... B.Bozeman	OLB..... K.Mack	C..... L.Wattenberg	OLB..... N.Bonitto
RG..... T.Pipkins	LB.... D.Perryman	RG..... Q.Meinerz	SLB..... J.Cooper
RT..... J.Alt	LB..... D.Henley	RT..... M.McGlinchey	ILB..... J.Strnad
TE..... S.Smartt	OLB... T.Tuipulotu	OL..... M.Peart	ILB..... C.Barton
WR..... L.McConkey	CB..... K.Fulton	TE..... A.Trautman	LCB..... P.Surtain
QB..... J.Herbert	CB..... T.Still	QB..... B.Nix	CB..... D.Mathis
RB..... G.Edwards	S..... D.James	TE..... N.Adkins	S..... B.Jones
FB..... S.Matlock	S..... T.Jefferson	RB..... A.Estime	S..... P.Locke

2024 LOS ANGELES CHARGERS NUMERICAL ROSTER

ACTIVE ROSTER

No.	Name	Pos.	Ht.	Wt.	Age	Exp.	College	Hometown	How Acq.
0	Daiyan Henley	LB	6-0	225	25	2	Washington State	Los Angeles, Calif.	D3-'23
1	Quentin Johnston	WR	6-2	208	23	2	TCU	Temple, Texas	D1-'23
2	Easton Stick	QB	6-1	224	29	6	North Dakota State	Omaha, Neb.	D5-'19
3	Derwin James Jr.	S	6-2	215	28	7	Florida State	Haines City, Fla.	D1-'18
4	Gus Edwards	RB	6-1	238	29	7	Rutgers	Staten Island, N.Y.	UFA (Bal)-'24
5	Joshua Palmer	WR	6-1	210	25	4	Tennessee	Brampton, Ontario, Canada	D3a-'21
6	Denzel Perryman	LB	5-11	240	32	10	Miami	Coral Gables, Fla.	UFA (Hou)-'24
7	Kristian Fulton	CB	5-11	197	26	5	Louisiana State	New Orleans, La.	UFA (Ten)-'24
8	Taylor Heinicke	QB	6-1	210	31	7	Old Dominion	Atlanta, Ga.	T (Atl)-'24
9	DJ Chark Jr.	WR	6-3	200	28	7	Louisiana State	Alexandria, La.	FA-'24
10	Justin Herbert	QB	6-6	236	26	5	Oregon	Eugene, Ore.	D1a-'20
11	Cameron Dicker	K	6-1	216	24	3	Texas	Austin, Texas	FA-'22
12	Derius Davis	WR	5-8	165	24	2	TCU	St. Francisville, La.	D4-'23
15	Ladd McConkey	WR	6-0	185	23	R	Georgia	Chatsworth, Ga.	D2-'24
16	JK Scott	P	6-5	208	29	6	Alabama	Denver, Colo.	FA-'22
20	Cam Hart	CB	6-2	207	24	R	Notre Dame	Baltimore, Md.	D5b-'24
22	Elijah Molden	DB	5-10	192	25	4	Washington	West Linn, Ore.	T (Ten)-'24
23	Tony Jefferson	S	5-11	212	32	10	Oklahoma	Chula Vista, Calif.	FA-'24
25	Junior Colson	LB	6-3	247	22	R	Michigan	Franklin, Tenn.	D3-'24
28	Hassan Haskins	RB	6-2	228	25	3	Michigan	St. Louis, Mo.	W (Ten)-'24
29	Tarheeb Still	CB	6-1	196	22	R	Maryland	Sicklerville, N.J.	D5a-'24
30	Kimani Vidal	RB	5-8	215	23	R	Troy	Marietta, Ga.	D6-'24
31	Nick Niemann	LB	6-3	234	27	4	Iowa	Sycamore, Ill.	D6a-'21
33	Deane Leonard	DB	6-0	195	25	3	Mississippi	Calgary, Alberta, Canada	D7a-'22
36	Ja'Sir Taylor	DB	5-10	185	25	3	Wake Forest	Asbury Park, N.J.	D6b-'22
42	Tucker Fisk	TE	6-4	285	25	2	Stanford	Davis, Calif.	FA-'24
43	Troy Dye	LB	6-3	225	28	5	Oregon	Norco, Calif.	UFA (Min)-'24
44	Scott Matlock	FB/DL	6-4	296	24	2	Boise State	Homedale, Idaho	D6-'23
45	Tuli Tuipulotu	OLB	6-3	266	22	2	Southern California	Hawthorne, Calif.	D2-'23
47	Josh Harris	LS	6-1	224	35	13	Auburn	Carrollton, Ga.	UFA (Atl)-'22
48	Bud Dupree	OLB	6-4	269	31	10	Kentucky	Macon, Ga.	FA-'24
52	Khalil Mack	OLB	6-3	269	33	11	Buffalo	Fort Pierce, Fla.	T (Chi)-'22
56	Morgan Fox	DL	6-3	275	30	8	Colorado State-Pueblo	Fountain, Colo.	FA-'22
58	Shaquille Quarterman	LB	6-0	234	27	5	Miami	Orange Park, Fla.	FA-'24
62	Sam Mustipher	C	6-3	306	29	5	Notre Dame	Owings Mills, Md.	FA-'24
64	Brenden Jaimes	OL	6-5	300	25	4	Nebraska	Austin, Texas	D5-'21
68	Jamaree Salyer	OL	6-4	325	24	3	Georgia	Atlanta, Ga.	D6a-'22
70	Rashawn Slater	T	6-4	315	25	4	Northwestern	Sugar Land, Texas	D1-'21
71	Jordan McFadden	OL	6-2	303	25	2	Clemson	Spartanburg, S.C.	D5-'23
73	Foster Sarell	T	6-6	322	26	3	Stanford	Tacoma, Wash.	FA-'21
75	Bradley Bozeman	C	6-5	325	30	7	Alabama	Roanoke, Ala.	FA-'24
76	Joe Alt	T	6-8	322	21	R	Notre Dame	North Oaks, Minn.	D1-'24
77	Zion Johnson	G	6-3	316	25	3	Boston College	Bowie, Md.	D1-'22
79	Trey Pipkins III	G/T	6-6	307	28	6	Sioux Falls	Apple Valley, Minn.	D3-'19
81	Will Dissly	TE	6-4	265	28	7	Washington	Bozeman, Mont.	FA-'24
84	Stone Smartt	TE	6-4	226	26	3	Old Dominion	Sacramento, Calif.	FA-'22
88	Hayden Hurst	TE	6-4	245	31	7	South Carolina	Jacksonville, Fla.	FA-'24
90	Teair Tart	DL	6-2	315	27	5	Florida International	Philadelphia, Pa.	FA-'24
92	Justin Eboigbe	DL	6-5	292	23	R	Alabama	Forest Park, Ga.	D4-'24
93	Otito Ogbonnia	DL	6-4	320	24	3	UCLA	Houston, Texas	D5-'22
95	Poona Ford	DL	5-11	310	29	7	Texas	Hilton Head, S.C.	UFA (Buf)-'24
97	Joey Bosa	OLB	6-5	280	29	9	Ohio State	Fort Lauderdale, Fla.	D1-'16

RESERVE/INJURED

No.	Name	Pos.	Ht.	Wt.	Age	Exp.	College	Hometown	How Acq.
24	Marcus Maye	S	6-0	207	31	8	Florida	Melbourne, Fla.	W (Mia)-'24
26	Asante Samuel Jr.	CB	5-10	180	25	4	Florida State	Fort Lauderdale, Fla.	D2-'21
32	Aloni Gilman	S	5-10	201	27	5	Notre Dame	Laie, Hawaii	D6-'20
41	Eli Apple	CB	6-1	203	29	9	Ohio State	Philadelphia, Pa.	FA-'24
53	Chris Collins	OLB	6-5	255	25	R	Minnesota	Richmond, Va.	FA-'24
60	Bucky Williams	C/G	6-3	300	24	R	Appalachian State	Ringgold, Ga.	FA-'24
74	Tyler McLellan	T	6-8	355	25	R	Campbell	North Charleston, S.C.	FA-'24
82	Brenden Rice	WR	6-3	210	22	R	Southern California	Chandler, Ariz.	D7a-'24
87	Simi Fehoko	WR	6-4	218	27	4	Stanford	Salt Lake City, Utah	PS (Pit)-'23
89	Jalen Reagor	WR	5-11	197	25	4	TCU	Waxahachie, Texas	FA-'24
94	Chris Rumph II	OLB	6-2	244	26	4	Duke	Gainesville, Fla.	D4-'21

RESERVE/INJURED; DESIGNATED FOR RETURN

No.	Name	Pos.	Ht.	Wt.	Age	Exp.	College	Hometown	How Acq.
27	J.K. Dobbins	RB	5-10	215	26	5	Ohio State	La Grange, Texas	UFA (Bal)-'24

PRACTICE SQUAD

No.	Name	Pos.	Ht.	Wt.	Age	Exp.	College	Hometown	How Acq.
34	Jaret Patterson	RB	5-8	195	25	2	Buffalo	Glendale, Md.	FA-'23
35	Dicaprio Bootle	CB	5-10	180	27	2	Nebraska	Miami, Fla.	FA-'24
37	Shaun Wade	CB	6-1	195	26	4	Ohio State	Jacksonville, Fla.	FA-'24
38	Emany Johnson	S	6-2	218	24	R	Nevada	Richmond, Calif.	FA-'24
39	Jaylen Johnson	WR	6-2	194	24	R	East Carolina	Duluth, Ga.	FA-'24
40	Kendall Williamson	S	6-0	203	24	1	Stanford	Snellville, Ga.	FA-'24
41	Dez Fitzpatrick	WR	6-2	208	27	2	Louisville	Farmington Hills, Mich.	FA-'24
46	McCallan Castles	TE	6-5	252	25	R	Tennessee	South Lake Tahoe, Calif.	FA-'24
49	Eddie Jackson	S	6-0	202	31	8	Alabama	Lauderdale Lakes, Fla.	FA-'24
50	Caleb Murphy	LB	6-3	254	25	1	Ferris State	Campbellsburg, Indiana	FA-'24
51	Jeremiah Jean-Baptiste	LB	6-2	230	23	R	Mississippi	Florida City, Fla.	FA-'24
57	Tre'Mon Morris-Brash	OLB	6-2	245	24	R	Central Florida	Richmond, Va.	FA-'24
61	Karsen Barnhart	G	6-5	316	23	R	Michigan	Paw Paw, Mich.	FA-'24
69	CJ Okoye	DL	6-6	315	23	1	—	Abuja, Nigeria	FA (IPP)-'23
83	Eric Tomlinson	TE	6-6	265	32	8	UTEP	Oklahoma City, Okla.	FA-'24
86	Laviska Shenault	WR	6-1	224	26	5	Colorado	DeSoto, Texas	FA-'24
91	Christopher Hinton	DL	6-4	310	24	2	Michigan	Johns Creek, Ga.	FA-'22

2024 LOS ANGELES CHARGERS ALPHABETICAL ROSTER

ACTIVE ROSTER

No.	Name	Pos.	Ht.	Wt.	DOB	Exp.	College	Hometown	How Acq.
76	Alt, Joe	T	6-8	322	2/28/03	R	Notre Dame	North Oaks, Minn.	D1-'24
97	Bosa, Joey	OLB	6-5	280	7/11/95	9	Ohio State	Fort Lauderdale, Fla.	D1-'16
75	Bozeman, Bradley	C	6-5	325	11/24/94	7	Alabama	Roanoke, Ala.	FA-'24
9	Chark Jr., DJ	WR	6-3	200	9/23/96	7	Louisiana State	Alexandria, La.	FA-'24
25	Colson, Junior	LB	6-3	247	12/6/02	R	Michigan	Franklin, Tenn.	D3-'24
12	Davis, Derius	WR	5-8	165	9/11/00	2	TCU	St. Francisville, La.	D4-'23
11	Dicker, Cameron	K	6-1	216	5/6/00	3	Texas	Austin, Texas	FA-'22
81	Dissly, Will	TE	6-4	265	7/8/96	7	Washington	Bozeman, Mont.	FA-'24
48	Dupree, Bud	OLB	6-4	269	2/12/93	10	Kentucky	Macon, Ga.	FA-'24
43	Dye, Troy	LB	6-3	225	9/18/96	5	Oregon	Norco, Calif.	UFA (Min)-'24
92	Eboigbe, Justin	DL	6-5	292	4/9/01	R	Michigan	Forest Park, Ga.	D4-'24
4	Edwards, Gus	RB	6-1	238	4/13/95	7	Rutgers	Staten Island, N.Y.	UFA (Bal)-'24
42	Fisk, Tucker	TE	6-4	285	1/19/99	2	Stanford	Davis, Calif.	FA-'24
95	Ford, Poona	DL	5-11	310	11/19/95	7	Texas	Hilton Head, S.C.	UFA (Buf)-'24
56	Fox, Morgan	DL	6-3	275	9/12/94	8	Colorado State-Pueblo	Fountain, Colo.	FA-'22
7	Fulton, Kristian	CB	5-11	197	9/3/98	5	Louisiana State	New Orleans, La.	UFA (Ten)-'24
47	Harris, Josh	LS	6-1	224	4/27/89	13	Auburn	Carrollton, Ga.	UFA (Atl)-'22
20	Hart, Cam	CB	6-2	207	12/5/00	R	Notre Dame	Baltimore, Md.	D5b-'24
28	Haskins, Hassan	RB	6-2	228	11/26/99	3	Michigan	St. Louis, Mo.	W (Ten)-'24
8	Heinicke, Taylor	QB	6-1	210	3/15/93	7	Old Dominion	Atlanta, Ga.	T (Atl)-'24
0	Henley, Daiyan	LB	6-0	225	11/18/99	2	Washington State	Los Angeles, Calif.	D3-'23
10	Herbert, Justin	QB	6-6	236	3/10/98	5	Oregon	Eugene, Ore.	D1a-'20
88	Hurst, Hayden	TE	6-4	245	8/24/93	7	South Carolina	Jacksonville, Fla.	FA-'24
64	Jaimes, Brenden	OL	6-5	300	5/28/99	4	Nebraska	Austin, Texas	D5-'21
3	James Jr., Derwin	S	6-2	215	8/3/96	7	Florida State	Haines City, Fla.	D1-'18
23	Jefferson, Tony	S	5-11	212	1/27/92	10	Oklahoma	Chula Vista, Calif.	FA-'24
77	Johnson, Zion	G	6-3	316	11/18/99	3	Boston College	Bowie, Md.	D1-'22
1	Johnston, Quentin	WR	6-2	208	9/6/01	2	TCU	Temple, Texas	D1-'23
33	Leonard, Deane	DB	6-0	195	10/20/99	3	Mississippi	Calgary, Alberta, Canada	D7a-'22
52	Mack, Khalil	OLB	6-3	269	2/22/91	11	Buffalo	Fort Pierce, Fla.	T (Chi)-'22
44	Matlock, Scott	FB/DL	6-4	296	6/28/00	2	Boise State	Homedale, Idaho	D6-'23
15	McConkey, Ladd	WR	6-0	185	11/11/01	R	Georgia	Chatsworth, Ga.	D2-'24
71	McFadden, Jordan	OL	6-2	303	11/16/99	2	Clemson	Spartanburg, S.C.	D5-'23
22	Molden, Elijah	DB	5-10	192	1/30/99	4	Washington	West Linn, Ore.	T (Ten)-'24
62	Mustipher, Sam	C	6-3	306	8/13/96	5	Notre Dame	Owings Mills, Md.	FA-'24
31	Niemann, Nick	LB	6-3	234	12/2/97	4	Iowa	Sycamore, Ill.	D6a-'21
93	Ogbonnia, Otitio	DL	6-4	320	8/25/00	3	UCLA	Houston, Texas	D5-'22
5	Palmer, Joshua	WR	6-1	210	9/22/99	4	Tennessee	Brampton, Ontario, Canada	D3a-'21
6	Perryman, Denzel	LB	5-11	240	12/5/92	10	Miami	Coral Gables, Fla.	UFA (Hou)-'24
58	Quarterman, Shaquille	LB	6-0	234	10/28/97	5	Miami	Orange Park, Fla.	FA-'24
79	Pipkins III, Trey	G/T	6-6	307	9/5/96	6	Sioux Falls	Apple Valley, Minn.	D3-'19
68	Salyer, Jamaree	OL	6-4	325	7/13/00	3	Georgia	Atlanta, Ga.	D6a-'22
73	Sarell, Foster	T	6-6	322	8/28/98	3	Stanford	Tacoma, Wash.	FA-'21
16	Scott, JK	P	6-5	208	10/30/95	6	Alabama	Denver, Colo.	FA-'22
70	Slater, Rashawn	T	6-4	315	3/26/99	4	Northwestern	Sugar Land, Texas	D1-'21
84	Smartt, Stone	TE	6-4	226	10/4/98	3	Old Dominion	Sacramento, Calif.	FA-'22
2	Stick, Easton	QB	6-1	224	9/15/95	6	North Dakota State	Omaha, Neb.	D5-'19
29	Still, Tarheeb	CB	6-1	196	6/9/02	R	Maryland	Sicklerville, N.J.	D5a-'24
90	Tart, Teair	DL	6-2	315	2/28/97	5	Florida International	Philadelphia, Pa.	FA-'24
36	Taylor, Ja'Sir	DB	5-10	185	1/8/99	3	Wake Forest	Asbury Park, N.J.	D6b-'22
45	Tuipulotu, Tuli	OLB	6-3	266	9/3/02	2	Southern California	Hawthorne, Calif.	D2-'23
30	Vidal, Kimani	RB	5-8	215	8/28/01	R	Troy	Marietta, Ga.	D6-'24

RESERVE/INJURED

No.	Name	Pos.	Ht.	Wt.	DOB	Exp.	College	Hometown	How Acq.
41	Apple, Eli	CB	6-1	203	9/9/95	9	Ohio State	Philadelphia, Pa.	FA-'24
53	Collins, Chris	OLB	6-5	255	12/14/99	R	Minnesota	Richmond, Va.	FA-'24
87	Fehoko, Simi	WR	6-4	218	11/5/97	4	Stanford	Salt Lake City, Utah	PS (Pit)-'23
32	Gilman, Alohi	S	5-10	201	9/17/97	5	Notre Dame	Laie, Hawaii	D6-'20
24	Maye, Marcus	S	6-0	207	3/9/93	8	Florida	Melbourne, Fla.	W (Mia)-'24
74	McLellan, Tyler	T	6-8	355	7/21/99	R	Campbell	North Charleston, S.C.	FA-'24
89	Reagor, Jalen	WR	5-11	197	1/2/99	4	TCU	Waxahachie, Texas	FA-'24
82	Rice, Brenden	WR	6-3	210	3/18/02	R	Southern California	Chandler, Ariz.	D7a-'24
94	Rumph II, Chris	OLB	6-2	244	10/19/98	4	Duke	Gainesville, Fla.	D4-'21
26	Samuel Jr., Asante	CB	5-10	180	10/3/99	4	Florida State	Fort Lauderdale, Fla.	D2-'21
60	Williams, Bucky	C/G	6-3	300	3/20/00	R	Appalachian State	Ringgold, Ga.	FA-'24

RESERVE/INJURED; DESIGNATED FOR RETURN

No.	Name	Pos.	Ht.	Wt.	DOB	Exp.	College	Hometown	How Acq.
27	Dobbins, J.K.	RB	5-10	215	12/17/98	5	Ohio State	La Grange, Texas	UFA (Bal)-'24

PRACTICE SQUAD

No.	Name	Pos.	Ht.	Wt.	DOB	Exp.	College	Hometown	How Acq.
61	Barnhart, Karsen	G	6-5	316	3/2/01	R	Michigan	Paw Paw, Mich.	FA-'24
35	Bootle, Dicaprio	CB	5-10	180	9/17/97	2	Nebraska	Miami, Fla.	FA-'24
46	Castles, McCallan	TE	6-5	252	12/3/99	R	Tennessee	South Lake Tahoe, Calif.	FA-'24
41	Fitzpatrick, Dez	WR	6-2	208	12/17/97	2	Louisville	Farmington Hills, Mich.	FA-'24
91	Hinton, Christopher	DL	6-4	310	9/14/00	2	Michigan	Johns Creek, Ga.	FA-'22
49	Jackson, Eddie	S	6-0	202	12/10/93	8	Alabama	Lauderdale Lakes, Fla.	FA-'24
51	Jean-Baptiste, Jeremiah	LB	6-2	230	5/31/01	R	Mississippi	Florida City, Fla.	FA-'24
38	Johnson, Emany	S	6-2	218	11/17/00	R	Nevada	Richmond, Calif.	FA-'24
39	Johnson, Jaylen	WR	6-2	194	5/26/00	R	East Carolina	Duluth, Ga.	FA-'24
57	Morris-Brash, Tre'Mon	OLB	6-2	245	9/29/00	R	Central Florida	Richmond, Va.	FA-'24
50	Murphy, Caleb	LB	6-3	254	12/15/99	1	Ferris State	Campbellsburg, Indiana	FA-'24
69	Okoye, CJ	DL	6-6	315	10/20/01	1	—	Abuja, Nigeria	FA (IPP)-'23
34	Patterson, Jaret	RB	5-8	195	12/23/99	2	Buffalo	Glendale, Md.	FA-'23
86	Shenault, Laviska	WR	6-1	224	10/5/98	5	Colorado	DeSoto, Texas	FA-'24
83	Tomlinson, Eric	TE	6-6	265	4/22/92	8	UTEP	Oklahoma City, Okla.	FA-'24
37	Wade, Shaun	CB	6-1	195	9/15/98	4	Ohio State	Jacksonville, Fla.	FA-'24
40	Williamson, Kendall	S	6-0	203	8/24/00	1	Stanford	Snellville, Ga.	FA-'24

2024 LOS ANGELES CHARGERS POSITION ROSTER

QUARTERBACKS (3)

No.	Name	Pos.	Ht.	Wt.	Age	Exp.	College	Hometown	How Acq.
2	Easton Stick	QB	6-1	224	29	6	North Dakota State	Omaha, Neb.	D5-'19
8	Taylor Heinicke	QB	6-1	210	31	7	Old Dominion	Atlanta, Ga.	T (Atl)-'24
10	Justin Herbert	QB	6-6	236	26	5	Oregon	Eugene, Ore.	D1a-'20

RUNNING BACKS (4)

No.	Name	Pos.	Ht.	Wt.	Age	Exp.	College	Hometown	How Acq.
4	Gus Edwards	RB	6-1	238	29	7	Rutgers	Staten Island, N.Y.	UFA (Bal)-'24
28	Hassan Haskins	RB	6-2	228	25	3	Michigan	St. Louis, Mo.	W (Ten)-'23
30	Kimani Vidal	RB	5-8	215	23	R	Troy	Marietta, Ga.	D6-'24
44	Scott Matlock	FB/DL	6-4	296	24	2	Boise State	Homedale, Idaho	D6-'23

WIDE RECEIVERS (5)

No.	Name	Pos.	Ht.	Wt.	Age	Exp.	College	Hometown	How Acq.
1	Quentin Johnston	WR	6-2	208	23	2	TCU	Temple, Texas	D1-'23
5	Joshua Palmer	WR	6-1	210	25	4	Tennessee	Brampton, Ontario, Canada	D3a-'21
9	DJ Chark Jr.	WR	6-3	200	28	7	Louisiana State	Alexandria, La.	FA-'24
12	Derius Davis	WR	5-8	165	24	2	TCU	St. Francisville, La.	D4-'23
15	Ladd McConkey	WR	6-0	185	23	R	Georgia	Chatsworth, Ga.	D2-'24

TIGHT ENDS (4)

No.	Name	Pos.	Ht.	Wt.	Age	Exp.	College	Hometown	How Acq.
42	Tucker Fisk	TE	6-4	285	25	2	Stanford	Davis, Calif.	FA-'24
81	Will Dissly	TE	6-4	265	28	7	Washington	Bozeman, Mont.	FA-'24
84	Stone Smartt	TE	6-4	226	26	3	Old Dominion	Sacramento, Calif.	FA-'22
88	Hayden Hurst	TE	6-4	245	31	7	South Carolina	Jacksonville, Fla.	FA-'24

OFFENSIVE LINEMEN (10)

No.	Name	Pos.	Ht.	Wt.	Age	Exp.	College	Hometown	How Acq.
62	Sam Mustipher	C	6-3	306	29	5	Notre Dame	Owings Mills, Md.	FA-'24
64	Brenden Jaimoes	OL	6-5	300	25	4	Nebraska	Austin, Texas	D5-'21
68	Jamaree Salyer	OL	6-4	325	24	3	Georgia	Atlanta, Ga.	D6a-'22
70	Rashawn Slater	T	6-4	315	25	4	Northwestern	Sugar Land, Texas	D1-'21
71	Jordan McFadden	OL	6-2	303	25	2	Clemson	Spartanburg, S.C.	D5-'23
73	Foster Sarell	T	6-6	322	26	3	Stanford	Tacoma, Wash.	FA-'21
75	Bradley Bozeman	C	6-5	325	30	7	Alabama	Roanoke, Ala.	FA-'24
76	Joe Alt	T	6-8	322	21	R	Notre Dame	North Oaks, Minn.	D1-'24
77	Zion Johnson	G	6-3	316	25	3	Boston College	Bowie, Md.	D1-'22
79	Trey Pipkins III	G/T	6-6	307	28	6	Sioux Falls	Apple Valley, Minn.	D3-'19

DEFENSIVE LINEMEN (6)

No.	Name	Pos.	Ht.	Wt.	Age	Exp.	College	Hometown	How Acq.
44	Scott Matlock	FB/DL	6-4	296	24	2	Boise State	Homedale, Idaho	D6-'23
56	Morgan Fox	DL	6-3	275	30	8	Colorado State-Pueblo	Fountain, Colo.	FA-'22
90	Teari Tart	DL	6-2	315	27	5	Florida International	Philadelphia, Pa.	FA-'24
92	Justin Eboigbe	DL	6-5	292	23	R	Alabama	Forest Park, Ga.	D4-'24
93	Otito Ogbornia	DL	6-4	320	24	3	UCLA	Houston, Texas	D5-'22
95	Poona Ford	DL	5-11	310	29	7	Texas	Hilton Head, S.C.	UFA (Buf)-'24

LINEBACKERS (6)

No.	Name	Pos.	Ht.	Wt.	Age	Exp.	College	Hometown	How Acq.
0	Daiyan Henley	LB	6-0	225	25	2	Washington State	Los Angeles, Calif.	D3-'23
6	Denzel Perryman	LB	5-11	240	32	10	Miami	Coral Gables, Fla.	UFA (Hou)-'24
25	Junior Colson	LB	6-3	247	22	R	Michigan	Franklin, Tenn.	D3-'24
31	Nick Niemann	LB	6-3	234	27	4	Iowa	Sycamore, Ill.	D6a-'21
43	Troy Dye	LB	6-3	225	28	5	Oregon	Norco, Calif.	UFA (Min)-'24
58	Shaquille Quarterman	LB	6-0	234	27	5	Miami	Orange Park, Fla.	FA-'24

OUTSIDE LINEBACKERS (4)

No.	Name	Pos.	Ht.	Wt.	Age	Exp.	College	Hometown	How Acq.
45	Tuli Tuipulotu	OLB	6-3	266	22	2	Southern California	Hawthorne, Calif.	D2-'23
48	Bud Dupree	OLB	6-4	269	31	10	Kentucky	Macon, Ga.	FA-'24
52	Khalil Mack	OLB	6-3	269	33	11	Buffalo	Fort Pierce, Fla.	T (Chi)-'22
97	Joey Bosa	OLB	6-5	280	29	9	Ohio State	Fort Lauderdale, Fla.	D1-'16

DEFENSIVE BACKS (8)

No.	Name	Pos.	Ht.	Wt.	Age	Exp.	College	Hometown	How Acq.
3	Derwin James Jr.	S	6-2	215	28	7	Florida State	Haines City, Fla.	D1-'18
7	Kristian Fulton	CB	5-11	197	26	5	Louisiana State	New Orleans, La.	UFA (Ten)-'24
20	Cam Hart	CB	6-2	207	24	R	Notre Dame	Baltimore, Md.	D5b-'24
22	Elijah Molden	DB	5-10	192	25	4	Washington	West Linn, Ore.	T (Ten)-'24
23	Tony Jefferson	S	5-11	212	32	10	Oklahoma	Chula Vista, Calif.	FA-'24
29	Tarheeb Still	CB	6-1	196	22	R	Maryland	Sicklerville, N.J.	D5a-'24
33	Deane Leonard	DB	6-0	195	25	3	Mississippi	Calgary, Alberta, Canada	D7a-'22
36	Ja'Sir Taylor	DB	5-10	185	25	3	Wake Forest	Asbury Park, N.J.	D6b-'22

SPECIALISTS (3)

No.	Name	Pos.	Ht.	Wt.	Age	Exp.	College	Hometown	How Acq.
11	Cameron Dicker	K	6-1	216	24	3	Texas	Austin, Texas	FA-'22
16	JK Scott	P	6-5	208	29	6	Alabama	Denver, Colo.	FA-'22
47	Josh Harris	LS	6-1	224	35	13	Auburn	Carrollton, Ga.	UFA (Atl)-'22

*FB/DL Scott Matlock is listed both as a running back and defensive lineman

HOW THE 2024 CHARGERS WERE BUILT

YEAR	NFL DRAFT	FREE AGENCY	TRADE/WAIVERS
2016	OLB Joey Bosa (1)		
2017			
2018	S Derwin James Jr. (1)		
2019	T Trey Pipkins III (3) QB Easton Stick (5)		
2020	QB Justin Herbert (1a)		
2021	OL Brenden Jaimes (5) LB Nick Niemann (6a) WR Joshua Palmer (3a) T Rashawn Slater (1)	T Foster Sarell	
2022	G Zion Johnson (1) DB Deane Leonard (7a) DL Otito Ogbornia (5) OL Jamaree Salyer (6a) DB Ja'Sir Taylor (6b)	K Cameron Dicker DL Morgan Fox LS Josh Harris (UFA-Atl) P JK Scott TE Stone Smartt (UDFA)	OLB Khalil Mack (T-Chi)
2023	WR Derius Davis (4) LB Daiyan Henley (3) WR Quentin Johnston (1) FB/DL Scott Matlock (6) OL Jordan McFadden (5) OLB Tuli Tuipulotu (2)		
2024	T Joe Alt (1) LB Junior Colson (3) DL Justin Eboigbe (4) CB Cam Hart (5b) WR Ladd McConkey (2) CB Tarheeb Still (5a) Kimani Vidal (6)	C Bradley Bozeman WR DJ Chark Jr. TE Will Dissly OLB Bud Dupree LB Troy Dye (UFA-Min) RB Gus Edwards (UFA-Bal) TE Tucker Fisk DL Poona Ford (UFA-Buf) CB Kristian Fulton (UFA-Ten) S Tony Jefferson C Sam Mustipher LB Denzel Perryman (UFA-Hou) LB Shaquille Quarterman DL Teair Tart	RB Hassan Haskins (W-Ten) QB Taylor Heinicke (T-Atl) DB Elijah Molden (T-Ten)

2024 LOS ANGELES CHARGERS COACHES

Head Coach Jim Harbaugh
Special Teams Coordinator Ryan Ficken
Defensive Coordinator Jesse Minter
Offensive Coordinator Greg Roman
Run Game Coordinator/Tight Ends Andy Bischoff
Linebackers NaVorro Bowman
Passing Game Coordinator Marcus Brady
Offensive Quality Control/Wide Receivers Jeff Carpenter
Defensive Backs Steve Clinkscale
Quarterbacks Shane Day
Offensive Line Mike Devlin
Defensive Line Mike Elston
Offensive Assistant/Quarterbacks Jonathan Goodwin
Assistant Special Teams Chris Gould
Assistant Offensive Line Nick Hardwick

Defensive Assistant Mike Hiestand
Wide Receivers Sanjay Lal
Running Backs Kiel McDonald
Senior Defensive Analyst Rick Minter
Defensive Quality Control Robert Muschamp
Safeties Chris O'Leary
Defensive Assistant Dylan Roney
Offensive Assistant Phil Serchia
Senior Offensive Assistant Marc Trestman
Assistant Defensive Line Will Tukuafu
Executive Director of Player Performance Ben Herbert
Head Strength & Conditioning Jonathan Brooks
Head Strength & Conditioning Devin Woodhouse
Director of Performance Analytics Ben Rabe
Performance Analyst Lincoln DeWolf

2024 LOS ANGELES CHARGERS DEPTH CHART

Depth Chart is unofficial and compiled by Chargers Communications

OFFENSE

WR	15	<u>Ladd McConkey</u>	—OR—	5	Joshua Palmer	12	Derius Davis	
LT	70	Rashawn Slater		73	Foster Sarell			
LG	77	Zion Johnson		71	Jordan McFadden			
C	75	Bradley Bozeman		62	Sam Mustipher	64	Brenden Jaimes	
RG	79	Trey Pipkins III		68	Jamaree Salyer			
RT	76	<u>Joe Alt</u>		73	Foster Sarell			
TE	81	Will Dissly		84	Stone Smartt	42	Tucker Fisk	
						88	Hayden Hurst	
WR	1	Quentin Johnston		9	DJ Chark Jr.			
QB	10	Justin Herbert		8	Taylor Heinicke	—OR—	2	Easton Stick
FB	44	Scott Matlock						
RB	4	Gus Edwards		28	Hassan Haskins	30	Kimani Vidal	

DEFENSE

EDGE	52	Khalil Mack		48	Bud Dupree		
DL	56	Morgan Fox		44	Scott Matlock		
DL	95	Poona Ford		90	Teair Tart		
DL	93	Otito Ogbonnia		92	<u>Justin Eboigbe</u>		
EDGE	97	Joey Bosa		45	Tuli Tuipulotu		
LB	6	Denzel Perryman		43	Troy Dye	25	<u>Junior Colson</u>
LB	0	Daiyan Henley		31	Nick Niemann	58	Shaquille Quarterman
CB	7	Kristian Fulton		36	Ja'Sir Taylor	33	Deane Leonard
S	3	Derwin James Jr.		23	Tony Jefferson		
S	22	Elijah Molden		23	Tony Jefferson		
CB	20	<u>Cam Hart</u>	—OR—	29	<u>Tarheeb Still</u>		

SPECIALISTS

K	11	Cameron Dicker			
P	16	JK Scott			
KO	11	Cameron Dicker			
H	16	JK Scott			
LS	47	Josh Harris			
KR	12	Derius Davis		15	<u>Ladd McConkey</u>
PR	12	Derius Davis		15	<u>Ladd McConkey</u>

NOTE: Rookies are underlined

2024 LOS ANGELES CHARGERS PRONUNCIATION GUIDE

Justin EBOIGBE ee-BOYG-bee	Sam MUSTIPHER MUST-iff-err	JA'SIR Taylor JAH-sear
SIMI FEHOKO SIM-ee fuh-HO-ko	Nick NIEMANN KNEE-min	TULI TUIPULOTU
ALOHI Gilman uh-LOW-hee	OTITO OGBONNIA . . . oh-TEET-oh oh-BONE-yuh TOO-lee TOO-ee-poo-LOW-too
DAIYAN Henley DAY-on	Jamaree SALYER SAL-yur	Kimani VIDAL VIE-dell
Brenden JAIMES HIGH-miss	Foster SARELL SUH-rell	
ZION Johnson ZEYE-uhn	RASHAWN Slater ruh-SHAWN	
TRE'MON Morris-Brash TRAY-mon	TEAIR Tart TEE-air	

2024 TRANSACTIONS BY DATE

Jan. 9	Signed OLB Brevin Allen, DL Jerrod Clark, RB Elijah Dotson, QB Max Duggan, WR Simi Fehoko, CB Matt Hankins, C Brent Laing, DL CJ Okoye and CB Chris Wilcox to Reserve/Future contracts.	Aug. 22	Signed TE Isaac Rex. Waived DL Micheal Mason.	Sept. 23	Reverted LB Shaquille Quarterman to practice squad.
Jan. 10	Signed RB Jaret Patterson to Reserve/Future contract.	Aug. 27	Placed LB Nick Niemann on Reserve/Injured; Designated for Return. Placed OLB Chris Collins, T Tyler McLellan, OLB Chris Rumph II and C/G Bucky Williams on Reserve/Injured. Released TE Donald Parham Jr., and LB Shaq Quarterman. Waived G Karsen Barnhart, TE Luke Benson, DL Jerrod Clark, S Akeem Dent, RB Elijah Dotson, OLB Andrew Farmer II, TE Tucker Fisk, WR Jaelen Gill, LB Frank Ginda, CB Matt Hankins, S Thomas Harper, TE Zach Heins, DL Christopher Hinton, OLB Savion Jackson, LB Jeremiah Jean-Baptiste, WR Cornelius Johnson, WR Jaylen Johnson, CB Robert Kennedy, C Brent Laing, T Alex Leatherwood, LB Shane Lee, OLB Tre'Mon Morris-Brash, DL CJ Okoye, G Willis Patrick, QB Luis Perez, S Jalyn Phillips, TE Isaac Rex, OLB Ty Shelby, RB Isaiah Spiller, CB Zamari Walton and WR Isaiah Wooden.	Sept. 24	Signed LB Blake Lynch and WR Jalen Reagor to practice squad. Released TE Luke Benson and CB Nehemiah Shelton from practice squad.
Jan. 11	Signed DL Christopher Hinton to Reserve/Future contract.			Sept. 25	Placed S Derwin James Jr., on Reserve/Suspended by Commissioner-Less than One Year.
March 5	Extended exclusive rights tenders to K Cameron Dicker and T Foster Sarell. Released LB Eric Kendricks.			Sept. 26	Signed S Tony Jefferson to active roster. Signed G/T Braeden Daniels to practice squad.
March 8	Re-signed T Foster Sarell.			Sept. 28	Activated Blake Lynch (standard elevation) and C Sam Mustipher (standard elevation) from practice squad.
March 12	Waived T Andrew Trainer and CB Amechi Uzodinma.			Sept. 30	Activated S Derwin James Jr., from Reserve/Suspended by Commissioner-Less than One Year and placed on Exempt/Commissioner Permission. Released S Tony Jefferson. Reverted LB Blake Lynch and C Sam Mustipher to practice squad. Released G/T Braeden Daniels from practice squad.
March 13	Re-signed S Alohi Gilman. Signed TE Will Dissly. Released WR Mike Williams.	Aug. 28	Claimed RB Hassan Haskins off waivers. Waived S JT Woods. Signed G Karsen Barnhart, TE Luke Benson, OLB Andrew Farmer II, TE Tucker Fisk, CB Matt Hankins, DL Christopher Hinton, LB Jeremiah Jean-Baptiste, WR Cornelius Johnson, WR Jaylen Johnson, CB Robert Kennedy, T Alex Leatherwood, OLB Tre'Mon Morris-Brash, C Sam Mustipher, DL CJ Okoye, LB Shaq Quarterman and RB Isaiah Spiller to practice squad.	Oct. 1	Activated S Derwin James Jr., from Exempt/Commissioner Permission. Signed S Tony Jefferson to practice squad.
March 15	Traded WR Keenan Allen to Chicago for 2024 fourth-round selection.			Oct. 9	Signed CB Nehemiah Shelton to practice squad. Released LB Shaquille Quarterman from practice squad.
March 16	Re-signed QB Easton Stick. Signed RB Gus Edwards, DL Poona Ford and TE Hayden Hurst.	Aug. 29	Traded 2026 seventh-round selection to Tennessee for DB Elijah Molden. Traded conditional 2025 seventh-round selection (from Minnesota) to Atlanta for QB Taylor Heinicke. Released S Tony Jefferson. Waived RB Jaret Patterson. Signed TE Eric Tomlinson to practice squad. Released CB Robert Kennedy from practice squad.	Oct. 12	Activated LB Nick Niemann from Reserve/Injured; Designated for Return. Signed S Tony Jefferson to active roster. Placed RB Gus Edwards and CB Asante Samuel Jr., on Reserve/Injured. Activated CB Dicaprio Bootle (standard elevation) from practice squad.
March 18	Signed C Bradley Bozeman and LB Troy Dye.			Oct. 14	Reverted CB Dicaprio Bottle to practice squad.
March 19	Signed LB Denzel Perryman.	Aug. 30	Signed K Cameron Dicker to contract extension. Signed S Tony Jefferson to practice squad.	Oct. 15	Signed CB Eli Apple and TE McCallan Castles to practice squad. Released LB Blake Lynch from practice squad.
March 28	Signed CB Kristian Fulton.	Sept. 2	Signed RB Jaret Patterson to practice squad. Released RB Isaiah Spiller from practice squad.	Oct. 16	Designated WR DJ Chark Jr., for return from Reserve/Injured.
April 2	Signed FB/TE Ben Mason. Re-signed K Cameron Dicker.	Sept. 3	Signed WR Dez Fitzpatrick and CB Shaun Wade to practice squad. Released OLB Andrew Farmer II and WR Cornelius Johnson from practice squad.	Oct. 19	Released S Tony Jefferson. Released CB Nehemiah Shelton from practice squad.
April 18	Signed RB J.K. Dobbins.	Sept. 7	Signed TE Eric Tomlinson to active roster. Placed WR DJ Chark Jr., on Reserve/Injured. Activated LB Shaquille Quarterman (standard elevation) from practice squad. Released CB Matt Hankins from practice squad with injury settlement.	Oct. 21	Signed CB Dicaprio Bootle and CB Shaun Wade to active roster. Placed DB Deane Leonard on Reserve/Injured. Signed S Tony Jefferson to practice squad.
May 6	Signed WR DJ Chark.	Sept. 9	Reverted LB Shaquille Quarterman to practice squad. Signed CB Nehemiah Shelton to practice squad.	Oct. 22	Activated C Sam Mustipher (standard elevation) and WR Jalen Reagor (standard elevation) from practice squad.
May 10	Signed G Karsen Barnhart, QB Casey Bauman, TE Luke Benson, LB Junior Colson, S Akeem Dent, WR Jaelen Gill, S Thomas Harper, CB Cam Hart, TE Zach Heins, OLB Savion Jackson, LB Jeremiah Jean-Baptiste, WR Cornelius Johnson, WR Jaylen Johnson, WR Leon Johnson, CB Robert Kennedy, LB Shane Lee, DL Micheal Mason, T Tyler McLellan, OLB Tre'Mon Morris-Brash, G Willis Patrick, S Jalyn Phillips, WR Brenden Rice, T Tyler Smith, CB Tarheeb Still, RB Kimani Vidal, CB Zamari Walton and C/G Bucky Williams.	Sept. 11	Signed CB Dicaprio Bootle to practice squad.	Oct. 24	Signed CB Shaun Wade to practice squad.
May 13	Signed OLB Bud Dupree.	Sept. 14	Activated S Tony Jefferson (standard elevation) and LB Shaquille Quarterman (standard elevation) from practice squad.	Oct. 26	Activated WR Jaylen Johnson (standard elevation) and WR Jalen Reagor (standard elevation) from practice squad.
May 14	Signed OLB Chris Collins. Waived OLB Brevin Allen.	Sept. 16	Reverted S Tony Jefferson and LB Shaquille Quarterman to practice squad.	Oct. 28	Reverted WR Jaylen Johnson and WR Jalen Reagor to practice squad.
May 16	Signed DL Justin Eboigbe.	Sept. 21	Activated LB Shaquille Quarterman (standard elevation) from practice squad.	Oct. 30	Signed C Sam Mustipher to active roster. Signed LB Caleb Murphy and S Kendall Williamson to practice squad.
May 23	Waived T Tyler Smith.			Nov. 2	Activated WR DJ Chark Jr., from Reserve/Injured; Designated for Return. Placed WR Brenden Rice on Reserve/Injured. Activated CB Eli Apple (standard elevation) and WR Jalen Regor (standard elevation) from practice squad.
May 29	Signed T Alex Leatherwood.				
June 5	Released C Corey Linsley.				
June 14	Signed S Tony Jefferson and WR Praise Olatoke.				
June 20	Signed WR Ladd McConkey.				
July 17	Declared Non-Football Illness for LB Junior Colson.				
July 30	Remove LB Junior Colson from Active/Non-Football Illness.				
Aug. 6	Waived OLB Savion Jackson.				
Aug. 7	Signed QB Luis Perez.				
Aug. 12	Signed WR Isaiah Wooden. Waived QB Casey Bauman and WR Praise Olatoke.				
Aug. 13	Signed OLB Savion Jackson and LB Shaq Quarterman. Waived CB Chris Wilcox. Waived/Injured FB/TE Ben Mason.				
Aug. 14	Signed TE Tucker Fisk.				
Aug. 16	Signed DL Teair Tart. Waived S Jalyn Phillips.				
Aug. 19	Signed LB Frank Ginda and S Jalyn Phillips. Waived QB Max Duggan and WR Leon Johnson.				

2024 TRANSACTIONS BY DATE

Nov. 4	Reverted CB Eli Apple and WR Jalen Reagor to practice squad.	Nov. 25	Activated DB Deane Leonard from Reserve/Injured; Designated for Return. Placed TE Hayden Hurst on Reserve/Injured. Signed CB Eli Apple to active roster. Waived S AJ Finley. Activated S Tony Jefferson (standard elevation) and OLB Caleb Murphy (standard elevation) from practice squad.	Dec. 10	Signed WR Dez Fitzpatrick to practice squad. Released T Alex Leatherwood from practice squad.
Nov. 5	Released TE Eric Tomlinson.			Dec. 14	Placed WR Jalen Reagor on Reserve/Injured. Activated WR Laviska Shenault (standard elevation) and TE Eric Tomlinson (standard elevation) from practice squad.
Nov. 6	Signed WR Jalen Reagor to active roster. Designated RB Gus Edwards for return from Reserve/Injured. Placed LB Junior Colson and WR Simi Fehoko on Reserve/Injured. Signed LB Shaquille Quarterman and TE Eric Tomlinson to practice squad. Released TE McCallan Castles from practice squad.	Nov. 26	Reverted S Tony Jefferson and OLB Caleb Murphy to practice squad. Signed TE McCallan Castles to practice squad.	Dec. 17	Designated TE Hayden Hurst for return from Reserve/Injured.
Nov. 9	Activated RB Gus Edwards from Reserve/Injured; Designated for Return. Signed TE Tucker Fisk to active roster. Activated CB Eli Apple (standard elevation) and OLB Caleb Murphy (standard elevation) from practice squad. Signed TE McCallan Castles to practice squad.	Nov. 27	Claimed S Marcus Maye off waivers. Placed CB Eli Apple on Reserve/Injured.	Dec. 19	Activated TE Hayden Hurst from Reserve/Injured; Designated for Return. Activated CB Dicaprio Bootle (standard elevation) and S Kendall Williamson (standard elevation) from practice squad.
Nov. 11	Reverted CB Eli Apple and OLB Caleb Murphy to practice squad.	Nov. 30	Placed RB J.K. Dobbins and S Alohi Gilman on Reserve/Injured. Signed S Tony Jefferson to active roster. Activated CB Dicaprio Bootle (standard elevation) and LB Jeremiah Jean-Baptiste (standard elevation) from practice squad.	Dec. 20	Reverted CB Dicaprio Bootle and S Kendall Williamson to practice squad.
Nov. 15	Reverted CB Eli Apple and OLB Caleb Murphy to practice squad.	Dec. 2	Reverted CB Dicaprio Bootle and LB Jeremiah Jean-Baptiste to practice squad.	Dec. 23	Designated RB J.K. Dobbins for return from Reserve/Injured. Placed S Marcus Maye on Reserve/Injured. Signed S Eddie Jackson to practice squad. Released RB John Kelly from practice squad.
Nov. 16	Signed LB Shaquille Quarterman to active roster. Waived CB Dicaprio Bootle. Activated CB Eli Apple (standard elevation) and OLB Caleb Murphy (standard elevation) from practice squad.	Dec. 3	Signed RB John Kelly to practice squad.		
Nov. 18	Reverted CB Eli Apple and OLB Caleb Murphy to practice squad.	Dec. 4	Designated LB Junior Colson for return from Reserve/Injured.		
Nov. 19	Signed CB Dicaprio Bootle to practice squad.	Dec. 5	Signed WR Laviska Shenault to practice squad. Released WR Dez Fitzpatrick from practice squad.		
Nov. 20	Signed S Emany Johnson to practice squad. Released TE McCallan Castles from practice squad.	Dec. 7	Activated LB Junior Colson from Reserve/Injured; Designated for Return. Activated RB Jaret Patterson (standard elevation) and S Kendall Williamson (standard elevation) from practice squad.		
		Dec. 9	Reverted RB Jaret Patterson and S Kendall Williamson to practice squad.		

2024 TRANSACTIONS BY PLAYER

Allen, Brevin — OLB

Jan. 9 Signed to Reserve/Future contract
May 14 Waived

Allen, Keenan — WR

March 15 Traded to Chicago

Alt, Joe — T

June 11 Signed

Apple, Eli — CB

Oct. 15 Signed to practice squad
Nov. 2 Activated from practice squad (standard elevation)
Nov. 4 Reverted to practice squad
Nov. 9 Activated from practice squad (standard elevation)
Nov. 11 Reverted to practice squad
Nov. 16 Activated from practice squad (standard elevation)
Nov. 18 Reverted to practice squad
Nov. 25 Signed to active roster
Nov. 27 Placed on Reserve/Injured

Barnhart, Karsen — G

May 10 Signed
Aug. 27 Waived
Aug. 28 Signed to practice squad

Bauman, Casey — QB

May 10 Signed
Aug. 12 Waived

Benson, Luke — TE

May 10 Signed
Aug. 27 Waived
Aug. 28 Signed to practice squad
Sept. 24 Released from practice squad

Bootle, Dicaprio — CB

Sept. 11 Signed to practice squad
Oct. 12 Activated from practice squad (standard elevation)
Oct. 14 Reverted to practice squad
Oct. 21 Signed to active roster
Nov. 16 Waived
Nov. 19 Signed to practice squad
Nov. 27 Activated from practice squad (standard elevation)
Dec. 2 Reverted to practice squad
Dec. 19 Activated from practice squad (standard elevation)
Dec. 20 Reverted to practice squad

Bozeman, Bradley — C

March 18 Signed

Castles, McCallan — TE

Oct. 15 Signed to practice squad
Nov. 6 Released from practice squad
Nov. 9 Signed to practice squad
Nov. 20 Released from practice squad
Nov. 26 Signed to practice squad

Chark Jr., DJ — WR

May 16 Signed
Sept. 7 Placed on Reserve/Injured
Oct. 16 Designated for return from Reserve/Injured
Nov. 2 Activated from Reserve/Injured; Designated for Return

Clark, Jerrod — DL

Jan. 9 Signed to Reserve/Future contract
Aug. 27 Waived

Collins, Chris — OLB

May 14 Signed
Aug. 27 Placed on Reserve/Injured

Colson, Junior — LB

May 10 Signed
July 17 Declared Non-Football Illness
July 30 Passed Physical
Nov. 6 Placed on Reserve/Injured
Dec. 4 Designated for return from Reserve/Injured
Dec. 7 Activated from Reserve/Injured; Designated for Return

Daniels, Braeden — G/T

Sept. 26 Signed to practice squad
Sept. 30 Released from practice squad

Dent, Akeem — S

May 10 Signed
Aug. 27 Waived

Dicker, Cameron — K

March 5 Extended exclusive rights tender
April 2 Re-signed
Aug. 30 Signed contract extension

Dobbins, J.K. — RB

April 18 Signed
Nov. 30 Placed on Reserve/Injured
Dec. 23 Designated for return from Reserve/Injured

Dotson, Elijah — RB

Jan. 9 Signed to Reserve/Future contract
Aug. 27 Waived

Duggan, Max — QB

Jan. 9 Signed to Reserve/Future contract
Aug. 19 Waived

Dupree, Bud — OLB

May 13 Signed

Dye, Troy — LB

March 18 Signed

Eboigbe, Justin — DL

May 16 Signed

Edwards, Gus — RB

March 16 Signed
Oct. 12 Placed on Reserve/Injured
Nov. 6 Designated for return from Reserve/Injured
Nov. 9 Activated from Reserve/Injured; Designated for Return

Farmer II, Andrew — OLB

Aug. 27 Waived
Aug. 28 Signed to practice squad
Sept. 3 Released from practice squad

Fehoko, Simi — WR

Jan. 9 Signed to Reserve/Future contract
Nov. 6 Placed on Reserve/Injured

Finley, AJ — S

Nov. 25 Waived

Fisk, Tucker — TE

Aug. 14 Signed
Aug. 27 Waived
Aug. 28 Signed to practice squad
Nov. 9 Signed to active roster

Fitzpatrick, Dez — WR

Sept. 3 Signed to practice squad
Dec. 5 Released from practice squad
Dec. 10 Signed to practice squad

Ford, Poona — DL

March 16 Signed

Fulton, Kristian — CB

April 2 Signed

Gill, Jaelen — WR

May 10 Signed
Aug. 27 Waived

Gilman, Alohi — S

March 13 Re-signed
Nov. 30 Placed on Reserve/Injured

Ginda, Frank — LB

Aug. 19 Signed
Aug. 27 Waived

Hankins, Matt — CB

Jan. 9 Signed to Reserve/Future contract
Aug. 27 Waived
Aug. 28 Signed to practice squad
Sept. 7 Released from practice squad with injury settlement

Harper, Thomas — S

May 10 Signed
Aug. 27 Waived

Hart, Cam — CB

May 10 Signed

Haskins, Hassan — RB

Aug. 28 Claimed off Waivers

Heinicke, Taylor — QB

Aug. 29 Traded for from Atlanta

Heins, Zach — TE

May 10 Signed
Aug. 27 Waived

Hinton, Christopher — DL

Jan. 11 Signed to Reserve/Future contract
Aug. 27 Waived
Aug. 28 Signed to practice squad

Hurst, Hayden — TE

March 16 Signed
Nov. 25 Placed on Reserve/Injured
Dec. 17 Designated for return from Reserve/Injured
Dec. 19 Activated from Reserve/Injured; Designated for Return

Jackson, Eddie — S

Dec. 23 Signed to practice squad

Jackson, Savion — OLB

May 10 Signed
Aug. 6 Waived
Aug. 13 Signed
Aug. 27 Waived

James Jr., Derwin — S

Sept. 25 Placed on Reserve/Suspended By Commissioner-Less than One Year
Sept. 30 Suspension lifted and granted exempt status
Oct. 1 Activated from exempt status

Jean-Baptiste, Jeremiah — LB

May 10 Signed
Aug. 27 Waived
Aug. 28 Signed to practice squad
Nov. 27 Activated from practice squad (standard elevation)
Dec. 2 Reverted to practice squad

Jefferson, Tony — S

June 14 Signed
Aug. 29 Released
Aug. 30 Signed to practice squad
Sept. 14 Activated from practice squad (standard elevation)
Sept. 16 Reverted to practice squad
Sept. 26 Signed to active roster
Sept. 30 Released
Oct. 1 Signed to practice squad
Oct. 12 Signed to active roster
Oct. 19 Released
Oct. 21 Signed to practice squad
Nov. 25 Activated from practice squad (standard elevation)
Nov. 26 Reverted to practice squad
Nov. 30 Signed to active roster

Johnson, Cornelius — WR

May 10 Signed
Aug. 27 Waived
Aug. 28 Signed to practice squad
Sept. 3 Released from practice squad

Johnson, Emany — S

Nov. 20 Signed to practice squad

Johnson, Jaylen — WR

May 10 Signed
Aug. 27 Waived
Aug. 28 Signed to practice squad
Oct. 26 Activated from practice squad (standard elevation)
Oct. 28 Reverted to practice squad

Johnson, Leon — WR

May 10 Signed
Aug. 19 Waived

Kelly, John — RB

Dec. 3 Signed to practice squad
Dec. 23 Released from practice squad

2024 TRANSACTIONS BY PLAYER

Kendricks, Eric — LB

March 5 Released

Kennedy, Robert — CB

May 10 Signed

Aug. 27 Waived

Aug. 28 Signed to practice squad

Aug. 29 Released from practice squad

Laing, Brent — C

Jan. 9 Signed to Reserve/Future contract

Aug. 27 Waived

Leatherwood, Alex — T

May 29 Signed

Aug. 27 Waived

Aug. 28 Signed to practice squad

Dec. 10 Released from practice squad

Lee, Shane — LB

May 10 Signed

Aug. 27 Waived

Leonard, Deane — DB

Oct. 21 Placed on Reserve/Injured

Nov. 15 Designated for return from Reserve/Injured

Nov. 25 Activated from Reserve/Injured; Designated for Return

Linsley, Corey — C

June 5 Released

Lynch, Blake — LB

Sept. 24 Signed to practice squad

Sept. 28 Activated from practice squad (standard elevation)

Sept. 30 Reverted to practice squad

Oct. 15 Released from practice squad

Mason, Ben — FB/TE

April 2 Signed

Aug. 13 Waived/Injured

Mason, Micheal — DL

May 10 Signed

Aug. 22 Waived

Maye, Marcus — S

Nov. 27 Claimed off Waivers

Dec. 23 Placed on Reserve/Injured

McConkey, Ladd — WR

June 20 Signed

McLellan, Tyler — T

May 10 Signed

Aug. 27 Placed on Reserve/Injured

Molden, Elijah — DB

Aug. 29 Traded for from Tennessee

Morris-Brash, Tre'Mon — OLB

May 10 Signed

Aug. 27 Waived

Aug. 28 Signed to practice squad

Murphy, Caleb — OLB

Oct. 30 Signed to practice squad

Nov. 9 Activated from practice squad (standard elevation)

Nov. 11 Reverted to practice squad

Nov. 16 Activated from practice squad (standard elevation)

Nov. 18 Reverted to practice squad

Nov. 25 Activated from practice squad (standard elevation)

Nov. 26 Reverted to practice squad

Mustipher, Sam — C

Aug. 28 Signed to practice squad

Sept. 28 Activated from practice squad (standard elevation)

Sept. 30 Reverted to practice squad

Oct. 21 Activated from practice squad (standard elevation)

Oct. 22 Reverted to practice squad

Oct. 30 Signed to active roster

Niemann, Nick — LB

Aug. 27 Placed on Reserve/Injured and Designated for return from Reserve/Injured

Oct. 12 Activated from Reserve/Injured; Designated for Return

Okoye, CJ — DL

Jan. 9 Signed to Reserve/Future contract

Aug. 27 Waived

Aug. 28 Signed to practice squad

Olatoke, Praise — WR

June 14 Signed

Aug. 12 Waived

Parham Jr., Donald — TE

Aug. 27 Released

Patrick, Willis — G

May 10 Signed

Aug. 27 Waived

Patterson, Jaret — RB

Jan. 10 Signed to Reserve/Future contract

Aug. 29 Waived

Sept. 2 Signed to practice squad

Dec. 7 Activated from practice squad (standard elevation)

Dec. 9 Reverted to practice squad

Perez, Luis — QB

Aug. 7 Signed

Aug. 27 Waived

Perryman, Denzel — LB

March 19 Signed

Phillips, Jalyn — S

May 10 Signed

Aug. 16 Waived

Aug. 19 Signed

Aug. 27 Waived

Quarterman, Shaquille — LB

Aug. 13 Signed

Aug. 27 Waived

Aug. 28 Signed to practice squad

Sept. 7 Activated from practice squad (standard elevation)

Sept. 9 Reverted to practice squad

Sept. 14 Activated from practice squad (standard elevation)

Sept. 16 Reverted to practice squad

Sept. 21 Activated from practice squad (standard elevation)

Sept. 23 Reverted to practice squad

Oct. 9 Released from practice squad

Nov. 6 Signed to practice squad

Nov. 16 Signed to active roster

Reagor, Jalen — WR

Sept. 24 Signed to practice squad

Oct. 21 Activated from practice squad (standard elevation)

Oct. 22 Reverted to practice squad

Oct. 26 Activated from practice squad (standard elevation)

Oct. 28 Reverted to practice squad

Nov. 2 Activated from practice squad (standard elevation)

Nov. 4 Reverted to practice squad

Nov. 6 Signed to active roster

Dec. 14 Placed on Reserve/Injured

Rex, Isaac — TE

Aug. 22 Signed

Aug. 27 Waived

Rice, Brenden — WR

May 10 Signed

Nov. 2 Placed on Reserve/Injured

Rumph II, Chris — OLB

Aug. 27 Placed on Reserve/Injured

Samuel Jr., Asante — CB

Oct. 12 Placed on Reserve/Injured

Sarell, Foster — T

March 5 Extended exclusive rights tender

March 8 Re-signed

Shelby, Ty — OLB

Aug. 27 Waived

Shelton, Nehemiah — CB

Sept. 9 Signed to practice squad

Sept. 24 Released from practice squad

Oct. 9 Signed to practice squad

Oct. 19 Released from practice squad

Shenault, Laviska — WR

Dec. 5 Signed to practice squad

Dec. 14 Activated from practice squad (standard elevation)

Dec. 16 Reverted to practice squad

Smith, Tyler — T

May 10 Signed

May 23 Waived

Spiller, Isaiah — RB

Aug. 27 Waived

Aug. 28 Signed to practice squad

Sept. 2 Released from practice squad

Stick, Easton — QB

March 16 Signed

Still, Tarheeb — CB

May 10 Signed

Tart, Teair — DL

Aug. 16 Signed

Tomlinson, Eric — TE

Aug. 29 Signed to practice squad

Sept. 7 Signed to active roster

Nov. 5 Released

Nov. 6 Signed to practice squad

Dec. 14 Activated from practice squad (standard elevation)

Dec. 16 Reverted to practice squad

Trainer, Andrew — T

March 12 Waived

Uzodinma, Amechi — CB

March 12 Waived

Vidal, Kimani — RB

May 10 Signed

Wade, Shaun — CB

Sept. 3 Signed to practice squad

Oct. 21 Signed to active roster

Oct. 22 Waived

Oct. 24 Signed to practice squad

Walton, Zamari — CB

May 10 Signed

Aug. 27 Waived

Wilcox, Chris — CB

Jan. 9 Signed to Reserve/Future contract

Aug. 13 Waived

Williams, Bucky — C/G

May 10 Signed

Aug. 27 Placed on Reserve/Injured

Williams, Mike — WR

March 13 Released

Williamson, Kendall — S

Oct. 30 Signed to practice squad

Dec. 7 Activated from practice squad (standard elevation)

Dec. 9 Reverted to practice squad

Dec. 19 Activated from practice squad (standard elevation)

Dec. 20 Reverted to practice squad

Wooden, Isaiah — WR

Aug. 12 Signed

Aug. 27 Waived

Woods, JT — S


Aug. 28 Waived

MEDIA INFORMATION



SoFi
Stadium

SEATING MAP



CHARGERS.COM

GAME-DAY MEDIA PARKING: Media attending Chargers home games have been assigned reserved areas to park at SoFi Stadium. All parking will be distributed electronically. As a reminder, parking is limited and is being provided as a courtesy.

MEDIA ENTRANCE: All credentialed media must enter through southeast media gate between entries 10 & 11 near Media Will Call and are subject to search procedures. Please be prepared to open all cases and bags for inspection by SoFi Stadium security personnel. All items will be inspected and tagged for security purposes. Please make sure bags are identifiable and limit carry-in items to only what is necessary. Please remove any security tags from prior games.

PRESS WILL CALL

Press Will Call is located at the southeast media gate between entries 10 & 11.

PRESS BOX

Media can access the press box by entering SoFi Stadium through the southeast media gate. Once on the concourse, turn left and walk along the concourse around the South end zone until reaching elevators in the southwest corner of the stadium. Take the elevators up to level 7 to access the press box.

CHARGERS MEDIA SITE

[Chargers.com/media](https://chargers.com/media) is available to assist media with coverage leading up to each game of the 2024 season. The media site contains digital copies of all press materials. Credential requests on the site must be submitted by the sports director, sports editor or photo editor to be considered.

CHARGERS GAME RELEASE

Stats and notes in Los Angeles Chargers Game Releases are found utilizing a variety of sources, including STATS LLC, Sportradar, Stathead and the Elias Sports Bureau.

LOS ANGELES CHARGERS COMMUNICATIONS CONTACTS

NAME	TITLE	EMAIL
Josh Rupprecht	Senior Vice President, Communications & Brand Messaging	Josh.Rupprecht@Chargers.NFL.com
Jennifer Rojas	Vice President, Marketing Communications & Alumni Affairs	Jennifer.Rojas@Chargers.NFL.com
Lauren Georgeson	Senior Manager, Corporate Marketing & Communications	Lauren.Georgeson@Chargers.NFL.com
Brock Anderson	Senior Manager, Football Communications	Brock.Anderson@Chargers.NFL.com
Leonie Strehl	Senior Coordinator, Marketing Communications & Alumni Affairs	Leonie.Strehl@Chargers.NFL.com
Ricky Martinez	Coordinator, Football Communications	Ricky.Martinez@Chargers.NFL.com

SUPPLEMENTAL STATS

ALL-TIME SERIES HISTORY

Franchise	REGULAR SEASON						POSTSEASON					PRESEASON		
	W	L	T	Pct.	PF	PA	W	L	Pct.	PF	PA	W	L	T
Arizona Cardinals ¹	11	5	0	.688	407	318	0	0	—			14	11	0
Atlanta Falcons	5	8	0	.385	187	260	0	0	—			4	2	0
Baltimore Ravens	5	10	0	.333	275	337	1	0	1.000	23	17	0	0	0
Buffalo Bills	24	12	2	.667	938	660	1	2	.333	27	57	0	1	0
Carolina Panthers	2	6	0	.250	135	171	0	0	—			0	0	0
Chicago Bears	7	7	0	.500	279	233	0	0	—			4	3	0
Cincinnati Bengals	23	14	0	.622	905	805	1	1	.500	34	37	0	0	0
Cleveland Browns ²	20	9	1	.683	727	582	0	0	—			1	0	1
Dallas Cowboys	5	8	0	.385	295	296	0	0	—			9	8	0
Denver Broncos	57	72	1	.442	2,789	2,764	0	1	.000	17	24	5	2	0
Detroit Lions	7	6	0	.538	292	304	0	0	—			0	1	0
Green Bay Packers	2	11	0	.154	232	376	0	0	—			2	1	1
Houston Texans	6	3	0	.667	247	192	0	0	—			1	0	0
Indianapolis Colts ³	18	10	0	.643	666	476	2	1	.667	71	76	2	2	0
Jacksonville Jaguars	9	4	0	.692	385	255	0	0	—			0	0	0
Kansas City Chiefs ⁴	57	71	1	.445	2,624	2,880	1	0	1.000	17	0	5	2	0
Las Vegas Raiders ⁵	59	68	2	.465	2,823	2,856	0	1	.000	27	34	7	7	0
Los Angeles Rams ⁶	6	7	0	.462	344	335	0	0	—			20	19	0
Miami Dolphins	15	18	0	.455	753	738	2	2	.500	76	124	3	1	0
Minnesota Vikings	7	8	0	.467	358	369	0	0	—			3	11	1
New England Patriots ⁷	15	24	2	.385	771	976	1	3	.250	112	96	5	2	0
New Orleans Saints	8	6	0	.571	367	272	0	0	—			4	6	0
New York Giants	8	5	0	.615	356	302	0	0	—			5	3	0
New York Jets ⁸	24	12	1	.667	1,057	739	0	2	.000	31	37	4	2	1
Philadelphia Eagles	8	5	0	.615	262	266	0	0	—			3	1	0
Pittsburgh Steelers	9	24	0	.273	626	854	2	1	.667	72	76	1	2	0
San Francisco 49ers	8	7	0	.533	339	396	0	1	.000	26	49	22	27	0
Seattle Seahawks	25	27	0	.481	1,090	1,103	0	0	—			5	13	0
Tampa Bay Buccaneers	8	5	0	.615	348	290	0	0	—			0	0	0
Tennessee Titans ⁹	29	16	1	.644	1,176	1,002	1	3	.250	50	57	7	3	0
Washington Commanders ¹⁰	5	7	0	.417	259	284	0	0	—			1	0	0
ALL-TIME TOTALS	492	495	11	.498	22,312	21,690	12	18	.400	583	684	137	127	4

Note: Prior to 1972, tie games were not included in winning percentage.

1—Known as St. Louis Cardinals (1960-87) and Phoenix Cardinals (1988-93)

2—Did not play from 1996-98 after relocation to Baltimore, but rejoined as an expansion franchise in 1999

3—Known as Baltimore Colts (1960-83)

4—Known as Dallas Texans (1960-62)

5—Known as Los Angeles Rams (1960-94 and 2016-present) and St. Louis Rams (1995-2015)

6—Known as Boston Patriots (1960-70)

7—Known as Titans of New York (1960-62)

8—Known as Oakland Raiders (1960-81 and 1995-2019) and Los Angeles Raiders (1982-94)

9—Known as Houston Oilers (1960-96) and Tennessee Oilers (1997-98)

10—Known as Washington Redskins (1960-2019) and Washington Football Team (2020-21)

THE LAST TIME . . .

Regular season in regular font | Postseason in *italics*

RUSHING

200 Yards Rushing, Individual

CHARGERS — LaDainian Tomlinson, Dec. 28, 2003 vs. Oakland (243 yards)
OPPONENT — Adrian Peterson, Nov. 4, 2007 at Minnesota (296 yards)
CHARGERS — *Keith Lincoln, AFL Championship,*
Jan. 5, 1964 vs. Boston (206 yards)
OPPONENT — *Never*

100 Yards Rushing, Individual

CHARGERS — **J.K. Dobbins, Sept. 15, 2024 at Carolina (131 yards)**
OPPONENT — **Bucky Irving, Dec. 15, 2024 vs. Tampa Bay (117 yards)**
CHARGERS — *Darren Sproles, AFC Wild Card,*
Jan. 3, 2009 vs. Indianapolis (105 yards)
OPPONENT — *Sony Michel, AFC Divisional,*
Jan. 13, 2019 at New England (129 yards)

100 Yards Rushing, One Half, Individual

CHARGERS — **J.K. Dobbins, Sept. 8, 2024 vs. Las Vegas (131 yards in second half)**
OPPONENT — Daivid Montgomery, Nov 12, 2023 vs. Detroit (102 yards in first half)
CHARGERS — *Keith Lincoln, AFL Championship,*
Jan. 5, 1964 vs. Boston (176 yards in first half)
OPPONENT — *Sony Michel, AFC Divisional,*
Jan. 13, 2019 at New England (105 yards in first half)

Two 100-Yard Rushers

CHARGERS — Darren Sproles (122 yards) and LaDainian Tomlinson (116 yards)
 Dec. 16, 2007, vs. Detroit
OPPONENT — Frank Gore (158 yards) and Colin Kaepernick (151 yards),
 Dec. 20, 2014 at San Francisco
CHARGERS — *Never*
OPPONENT — *Never*

Four Touchdowns Rushing, Individual

CHARGERS — LaDainian Tomlinson, Oct. 14, 2007 vs. Oak. (3, 27, 13, 41 yards)
OPPONENT — *Never*
CHARGERS — *Never*
OPPONENT — *Never*

Three Touchdowns Rushing, Individual

CHARGERS — Melvin Gordon, Oct. 15, 2018, at Cleveland (4, 10, 11 yards)
OPPONENT — Darrel Young, Nov. 3, 2013 at Washington (1, 1, 4 yards)
CHARGERS — *Never*
OPPONENT — *Sony Michel, AFC Divisional,*
Jan. 13, 2019 at New England (1, 14, 5 yards)

Two Touchdowns Rushing, Individual

CHARGERS — **Gus Edwards, Dec. 19, 2024 vs. Denver (1, 5 yards)**
OPPONENT — Josh Allen, Dec. 23, 2023 vs. Buffalo (2, 1 yard)
CHARGERS — *Darren Sproles, AFC Wild Card,*
Jan. 3, 2009 vs. Indianapolis (9, 22 yards)
OPPONENT — *Sony Michel, AFC Divisional,*
Jan. 13, 2019 at New England (1, 14, 5 yards)

PASSING

500 Yards Passing, Individual

CHARGERS — Philip Rivers, Oct. 18, 2015 at Green Bay (503 yards)
OPPONENT — *Never*
CHARGERS — *Never*
OPPONENT — *Never*

400 Yards Passing, Individual

CHARGERS — Justin Herbert, Sept. 24, 2023 at Minnesota (405 yards)
OPPONENT — Patrick Mahomes, Oct. 22, 2023 at Kansas City (424 yards)
CHARGERS — *Dan Fouts, AFC Divisional,*
Jan. 2, 1982 at Miami (433 yards)
OPPONENT — *Peyton Manning, AFC Divisional,*
Jan. 13, 2008 at Indianapolis (402 yards)

300 Yards Passing, Individual

CHARGERS — Justin Herbert, Oct. 21, 2024 at Arizona (349 yards)
OPPONENT — **Joe Burrow, Nov. 17, 2024 vs. Cincinnati (356 yards)**
CHARGERS — *Philip Rivers, AFC Divisional,*
Jan. 13, 2019 at New England (331 yards)
OPPONENT — *Tom Brady, AFC Divisional,*
Jan. 13, 2019 at New England (343 yards)

Six Touchdown Passes, Individual

CHARGERS — Dan Fouts, Nov. 22, 1981 at Oakland (12, 15, 29, 4, 5, 6 yards)
OPPONENT — *Never*
CHARGERS — *Never*
OPPONENT — *Never*

Five Touchdown Passes, Individual

CHARGERS — Drew Brees, Oct. 31, 2004 vs. Oakland (17, 13, 23, 5, 1 yards)
OPPONENT — Tom Brady, Oct. 4, 2020 at Tampa Bay (3, 6, 28, 19, 9 yards)
CHARGERS — *Never*
OPPONENT — *Never*

Four Touchdown Passes, Individual

CHARGERS — Justin Herbert, Nov. 12, 2023 vs. Detroit (29, 18, 1, 38 yards)
OPPONENT — **Baker Mayfield, Dec. 15, 2024 vs. Tampa Bay (26, 57, 35, 11 yards)**
CHARGERS — *Never*
OPPONENT — *Don Strock, AFC Divisional,*
Jan. 2, 1982 at Miami (1, 40, 15, 50 yards)

Three Touchdown Passes, Individual

CHARGERS — Justin Herbert, Nov. 12, 2023 vs. Detroit (29, 18, 1, 38 yards)
OPPONENT — **Baker Mayfield, Dec. 15, 2024 vs. Tampa Bay (26, 57, 35, 11 yards)**
CHARGERS — *Philip Rivers, AFC Divisional,*
Jan. 13, 2019 at New England (43, 1, 8 yards)
OPPONENT — *Peyton Manning, AFC Divisional,*
Jan. 13, 2008 at Indianapolis (25, 9, 55 yards)

Six Interceptions Thrown, Individual

CHARGERS — Ed Luther, Oct. 31, 1983 vs. Washington
OPPONENT — Peyton Manning, Nov. 11, 2007 vs. Indianapolis
CHARGERS — *Never*
OPPONENT — *Never*

Five Interceptions Thrown, Individual

CHARGERS — Craig Whelihan, Dec. 13, 1998 at Seattle
OPPONENT — Nathan Peterman, Nov. 19, 2017 vs. Buffalo
CHARGERS — *Dan Fouts, AFC Second Round, Jan. 16, 1983 at Miami*
OPPONENT — *George Blanda, AFL Championship,*
Dec. 24, 1961 vs. Houston Oilers

Four Interceptions Thrown, Individual

CHARGERS — Philip Rivers, Nov. 18, 2019 vs. Kansas City in Mexico City, Mexico
OPPONENT — **Kirk Cousins, Dec. 1, 2024 at Atlanta**
CHARGERS — *Stan Humphries, AFC Wild Card, Dec. 31, 1995 vs. Indianapolis*
OPPONENT — *George Blanda, AFL Championship,*
Dec. 24, 1961 vs. Houston Oilers

RECEIVING

10 or More Receptions, Individual

CHARGERS — Keenan Allen, Nov. 26, 2023 vs. Baltimore (14 receptions)
OPPONENT — Cole Kmet, Oct. 29, 2023 vs. Chicago (10 receptions)
CHARGERS — Ronnie Harmon, AFC Wild Card,
Dec. 31, 1995 vs. Indianapolis (10 receptions)
OPPONENT — James White, AFC Divisional,
Jan. 13, 2019 at New England (15 receptions)

200 Yards Receiving, Individual

CHARGERS — Keenan Allen, Sept. 24, 2023 at Minnesota (215 yards)
OPPONENT — Tyreek Hill, Sept. 10, 2023 vs. Miami (215 yards)
CHARGERS — Never
OPPONENT — Never

100 Yards Receiving, Individual

CHARGERS — Ladd McConkey, Dec. 1, 2024 at Atlanta (117 yards)
OPPONENT — Mike Evans, Dec. 15, 2024 vs. Tampa Bay (159 yards)
CHARGERS — Keenan Allen, AFC Divisional,
Jan. 12, 2014 at Denver (142 yards)
OPPONENT — Julian Edelman, AFC Divisional,
Jan. 13, 2019 at New England (151 yards)

100 Yards Receiving, One Half, Individual

CHARGERS — Ladd McConkey, Dec. 1, 2024 at Atlanta
(105 yards in first half)
OPPONENT — Mike Evans, Dec. 15, 2024 vs. Tampa Bay
(115 yards in second half)
CHARGERS — Keenan Allen, AFC Divisional,
Jan. 12, 2014 at Denver (142 yards in second half)
OPPONENT — Julian Edelman, AFC Divisional,
Jan. 13, 2019 at New England (107 yards in first half)

Two 100-Yard Receivers

CHARGERS — Keenan Allen (215 yards) and Mike Williams (121 yards),
Sept. 24, 2023 at Minnesota
OPPONENT — Travis Kelce (191 yards) and Tyreek Hill (148 yards),
Dec. 16, 2021 vs. Kansas City
CHARGERS — Chris Chambers (133 yards) and Vincent Jackson (114 yards),
AFC Wild Card, Jan. 6, 2008
OPPONENT — Tony Nathan (114 yards) and Duriel Harris (106 yards),
AFC Divisional, Jan. 2, 1982

Five Touchdown Receptions, Individual

CHARGERS — Kellen Winslow, Nov. 22, 1981 at Oakland (15, 29, 4, 5, 3 yards)
OPPONENT — Never
CHARGERS — Never
OPPONENT — Never

Four Touchdown Receptions, Individual

CHARGERS — Kellen Winslow, Nov. 22, 1981 at Oakland (15, 29, 4, 5, 3 yards)
OPPONENT — Daryl Turner, Sept. 15, 1985 vs. Seattle (34, 15, 30, 7 yards)
CHARGERS — Never
OPPONENT — Never

Three Touchdown Receptions, Individual

CHARGERS — Danny Woodhead, Dec. 20, 2015 vs. Miami (20, 9, 9 yards)
OPPONENT — Travis Kelce, Nov. 20, 2022 vs. Kansas City (4, 32, 17 yards)
CHARGERS — Never
OPPONENT — Jerry Rice, Super Bowl XXIX at Joe Robbie Stadium,
Jan. 29, 1995 vs. San Francisco (44, 15, 7 yards)

Two Touchdown Receptions, Individual

CHARGERS — Ladd McConkey, Oct. 27, 2024 vs. New Orleans (60, 9 yards)
OPPONENT — Mike Evans, Dec. 15, 2024 vs. Tampa Bay (57, 35 yards)
CHARGERS — Keenan Allen, AFC Divisional,
Jan. 12, 2014 at Denver (16, 16 yards)
OPPONENT — Michael Crabtree, AFC Wild Card,
Jan. 6, 2019 at Baltimore (31, 7 yards)

COMBINATION

100 Yards Rushing and Receiving, Individual

CHARGERS — Austin Ekeler, Dec. 8, 2019 at Jacksonville
(101 yards rushing, 112 yards receiving)
OPPONENT — Essex Johnson, Sept. 30, 1973 vs. Cincinnati
(121 yards rushing, 116 yards receiving)
CHARGERS — Keith Lincoln, AFC Championship, Jan. 5, 1964 vs. Boston
(206 yards rushing, 123 yards receiving)
OPPONENT — Never

300-Yard Passer, 100-Yard Rusher and 100-Yard Receiver

CHARGERS — Philip Rivers (314 yards passing),
Austin Ekeler (101 yards rushing),
Austin Ekeler (112 yards receiving),
Dec. 8, 2019 at Jacksonville
OPPONENT — Patrick Mahomes (329 yards passing),
Isiah Pacheco (107 yards rushing),
Travis Kelce (115 yards receiving),
Nov. 20, 2022 vs. Kansas City
CHARGERS — Dan Fouts (333 yards passing),
Chuck Muncie (126 yards rushing),
Wes Chandler (124 yards receiving),
Kellen Winslow (102 yards receiving),
AFC Wild Card, Jan. 9, 1983 at Pittsburgh
OPPONENT — Tom Brady (343 yards passing),
Sony Michel (129 yards rushing),
Julian Edelman (151 yards receiving),
AFC Divisional, Jan. 13, 2019 at New England

INTERCEPTIONS

Four Interceptions, Individual

CHARGERS — Never
OPPONENT — Kwamie Lassiter, Dec. 27, 1998 at Arizona (4 interceptions)
CHARGERS — Never
OPPONENT — Vernon Perry, AFC Divisional,
Dec. 29, 1979 vs. Houston Oilers (4 interceptions)

Three Interceptions, Individual

CHARGERS — Antonio Cromartie, Nov. 11, 2007 vs. Indianapolis (3 interceptions)
OPPONENT — Kwamie Lassiter, Dec. 27, 1998 at Arizona (4 interceptions)
CHARGERS — Never
OPPONENT — Vernon Perry, AFC Divisional,
Dec. 29, 1979 vs. Houston Oilers (4 interceptions)

Two Interceptions, Individual

CHARGERS — Tarheeb Still, Dec. 1, 2024 at Atlanta (2 interceptions)
OPPONENT — Patrick Surtain II, Nov. 28, 2021 at Denver (2 interceptions)
CHARGERS — Glen Edwards, AFC Divisional,
Jan. 3, 1981 vs. Buffalo (2 interceptions)
OPPONENT — Jason Belser, AFC Wild Card,
Dec. 31, 1995 vs. Indianapolis (2 interceptions)

Interception Returned for Touchdown

CHARGERS — Tarheeb Still, Dec. 1, 2024 at Atlanta
(61 yards of Kirk Cousins)
OPPONENT — Jack Jones, Dec. 14, 2023 at Las Vegas
(16 yards of Easton Stick)
CHARGERS — Never
OPPONENT — Never

SACKS

Six Sacks, Individual

CHARGERS — Khalil Mack, Oct. 1, 2023 vs. Las Vegas (6.0 sacks)
OPPONENT — Never
CHARGERS — Never
OPPONENT — Never

Five Sacks, Individual

CHARGERS — Khalil Mack, Oct. 1, 2023 vs. Las Vegas (6.0 sacks)
OPPONENT — Never
CHARGERS — Never
OPPONENT — Never

Four-and-One-Half Sacks, Individual

CHARGERS — Khalil Mack, Oct. 1, 2023 vs. Las Vegas (6.0 sacks)
OPPONENT — Hugh Douglas, Oct. 18, 1998 vs. Philadelphia (4.5 sacks)
CHARGERS — Never
OPPONENT — Never

Four Sacks, Individual

CHARGERS — Khalil Mack, Oct. 1, 2023 vs. Las Vegas (6.0 sacks)
OPPONENT — Justin Houston, Dec. 28, 2014 at Kansas City (4.0 sacks)
CHARGERS — Never
OPPONENT — Never

Three-and-One-Half Sacks, Individual

CHARGERS — Khalil Mack, Oct. 1, 2023 vs. Las Vegas (6.0 sacks)
OPPONENT — Justin Houston, Dec. 28, 2014 at Kansas City (3.5 sacks)
CHARGERS — Never
OPPONENT — Never

Three Sacks, Individual

CHARGERS — Khalil Mack, Oct. 1, 2023 vs. Las Vegas (6.0 sacks)
OPPONENT — Myles Garrett, Nov. 3, 2024 at Cleveland (3.0 sacks)
CHARGERS — Never
OPPONENT — Never

Two-and-One-Half Sacks, Individual

CHARGERS — Tuli Tuipulotu, Nov. 3, 2024 at Cleveland (2.5 sacks)
OPPONENT — Myles Garrett, Nov. 3, 2024 at Cleveland (3.0 sacks)
CHARGERS — Burt Grossman, AFC Wild Card,
Jan. 2, 1993 vs. Kansas City (2.5 sacks)
OPPONENT — Never

Two Sacks, Individual

CHARGERS — Tuli Tuipulotu (2.0 sacks) & Bud Dupree (2.0 sacks),
Nov. 10, 2024 vs. Tennessee
OPPONENT — Tershawn Wharton, Dec. 8, 2024 at Kansas City (2.0 sacks)
CHARGERS — Melvin Ingram, AFC Wild Card,
Jan. 6, 2019 at Baltimore (2.0 sacks)
OPPONENT — Shaun Phillips, AFC Divisional,
Jan. 12, 2014 at Denver (2.0 sacks)

TOUCHDOWNS

Five Touchdowns, Individual

CHARGERS — Kellen Winslow, Nov. 22, 1981 at Oakland
(15-, 29-, 4-, 5-, 3-yard receptions)
OPPONENT — Never
CHARGERS — Never
OPPONENT — Never

Four Touchdowns, Individual

CHARGERS — Austin Ekeler, Nov. 21, 2021 vs. Pittsburgh
(10-, 17-yard receptions; 6-, 5-yard runs)
OPPONENT — Harvey Williams, Nov. 16, 1997 vs. Oakland
(8-, 32-yard receptions; 1-, 1-yard runs)
CHARGERS — Never
OPPONENT — Never

Three Touchdowns, Individual

CHARGERS — Austin Ekeler, Oct. 2, 2022 at Houston
(14-yard receptions; 10-, 20-yard runs)
OPPONENT — Travis Kelce, Nov. 20, 2022 vs. Kansas City
(4-, 32-, 17-yard receptions)
CHARGERS — Never
OPPONENT — Sony Michel, AFC Divisional,
Jan. 13, 2019 at New England (1-, 14-, 5-yard runs)

FIELD GOALS AND PATs

Six Field Goals Made, Individual

CHARGERS — Greg Davis, Oct. 5, 1997 at Oakland
(30, 22, 38, 43, 33, 33 yards)
OPPONENT — Phil Dawson, Nov. 5, 2006 vs. Cleveland
(37, 20, 42, 30, 36, 35 yards)
CHARGERS — Never
OPPONENT — Never

Five Field Goals Made, Individual

CHARGERS — Cameron Dicker, Oct. 21, 2024 at Arizona
(59, 50, 28, 47, 40 yards)
OPPONENT — Daniel Carlson, Jan. 9, 2022 at Las Vegas
(24, 31, 52, 40, 47 yards)
CHARGERS — Michael Badgley, AFC Wild Card,
Jan. 6, 2019 at Baltimore (21, 53, 40, 34, 47 yards)
OPPONENT — Never

Four Field Goals Made, Individual

CHARGERS — Cameron Dicker, Oct. 21, 2024 at Arizona
(59, 50, 28, 47, 40 yards)
OPPONENT — Chase McLaughlin, Dec. 15, 2024 vs. Tampa Bay
(22, 37, 42, 43 yards)
CHARGERS — Michael Badgley, AFC Wild Card,
Jan. 6, 2019 at Baltimore (21, 53, 40, 34, 47 yards)
OPPONENT — Never

50-Yard Field Goal, Individual

CHARGERS — Cameron Dicker, Dec. 19, 2024 vs. Denver (57 yards)
OPPONENT — Matthew Wright, Dec. 8, 2024 at Kansas City (50 yards)
CHARGERS — Michael Badgley, AFC Wild Card,
Jan. 6, 2019 at Baltimore (53 yards)
OPPONENT — Stephen Gostkowski, AFC Divisional,
Jan. 14, 2007 vs. New England (50 yards)

Blocked Field Goal Attempt

CHARGERS — Teair Tart, Nov. 3, 2024 at Cleveland
(51-yard Dustin Hopkins attempt)
OPPONENT — Zack Allen, Dec. 31, 2023 at Denver
(50-yard Cameron Dicker attempt)
CHARGERS — Leroy Jones, AFC Divisional, Jan. 2, 1982 at Miami
(34-yard Uwe von Schamann attempt)
OPPONENT — Never

Two-Point Conversion

CHARGERS — Joshua Palmer pass from Justin Herbert,
Dec. 19, 2024 vs. Denver
OPPONENT — Clyde Edwards-Helaire pass from Patrick Mahomes,
Dec. 16, 2021 vs. Kansas City
CHARGERS — Keenan Allen pass from Philip Rivers, AFC Divisional,
Jan. 13, 2019 at New England
OPPONENT — Kevin Faulk run, AFC Divisional,
Jan. 14, 2007 vs. New England

Point After Touchdown Missed

CHARGERS — Cameron Dicker, Nov. 3, 2024 at Cleveland
(Second attempt, wide left)
OPPONENT — Anders Carlson, Nov. 19, 2023 at Green Bay
(Second attempt, wide right)
CHARGERS — Rolf Benirschke, AFC Second Round,
Jan. 16, 1993 at Miami (First attempt, wide right)
OPPONENT — Never

Blocked Point After Touchdown

CHARGERS — Isaac Rochell, Sept. 27, 2020 vs. Carolina
(Joey Slye, first attempt)
OPPONENT — Denico Autry, Dec. 31, 2017 vs. Oakland
(Nick Rose, third attempt)
CHARGERS — Never
OPPONENT — Never

PUNTING

80-Yard Punt

CHARGERS — JK Scott, Dec. 11, 2023 vs. Denver (83 yards)
OPPONENT — Dustin Colquitt, Dec. 2, 2007 at Kansas City (81 yards)
CHARGERS — *Never*
OPPONENT — *Never*

70-Yard Punt

CHARGERS — JK Scott, Dec. 11, 2023 vs. Denver (83 yards)
OPPONENT — Bryce Baringer, Dec. 3, 2023 at New England (70 yards)
CHARGERS — *Never*
OPPONENT — Ray Guy, AFC Championship, Jan. 11, 1981 vs. Oakland (71 yards)

60-Yard Punt

CHARGERS — JK Scott, Oct. 27, 2024 vs. New Orleans (67 yards)
OPPONENT — Jordan Stout, Nov. 25, 2024 vs. Baltimore (62 yards)
CHARGERS — Mike Scifres, AFC Divisional, Jan. 12, 2014 at Denver (62 yards)
OPPONENT — Hunter Smith, AFC Wild Card, Jan. 3, 2009 vs. Indianapolis (63 yards)

Blocked Punt

CHARGERS — Jerry Attaochu of Drew Butler, Sept. 8, 2014 at Arizona
OPPONENT — Miles Killebrew of Ty Long, Nov. 21, 2021 vs. Pittsburgh
CHARGERS — *Never*
OPPONENT — Lou Piccone of Rick Partridge, AFC Divisional, Jan. 3, 1981 vs. Buffalo

10 or More Punts, Individual

CHARGERS — Drew Kaser, Nov. 12, 2017 at Jacksonville (10 punts for 485 yards)
OPPONENT — Chad Stanley, Sept. 15, 2002 vs. Houston (10 punts for 406 yards)
CHARGERS — *Never*
OPPONENT — *Never*

No Punts

CHARGERS — Dec. 26, 2021 at Houston
OPPONENT — Sept. 19, 2010 vs. Jacksonville
CHARGERS — *Never*
OPPONENT — AFC Divisional, Jan. 12, 2014 at Denver

OTHER SPECIAL TEAMS

Kickoff Returned for Touchdown

CHARGERS — Andre Roberts, Jan. 2, 2022 vs. Denver (101 yards)
OPPONENT — Mecole Hardman, Dec. 29, 2019 at Kansas City (104 yards)
CHARGERS — Andre Coleman, Super Bowl XXIX at Joe Robbie Stadium, Jan. 29, 1995 vs. San Francisco (98 yards)
OPPONENT — *Never*

Punt Returned for Touchdown

CHARGERS — Derius Davis, Nov. 6, 2023 at New York Jets (87 yards)
OPPONENT — Gunner Olszewski, Dec. 6, 2020, vs. New England (70 yards)
CHARGERS — Wes Chandler, AFC Divisional, Jan. 2, 1982 at Miami (58 yards)
OPPONENT — Santonio Holmes, AFC Divisional, Jan. 11, 2009 at Pittsburgh (67 yards)

Blocked Punt Returned for Touchdown

CHARGERS — Jacob Hester, Oct. 25, 2009 at Kansas City (Recovered own blocked Dustin Colquitt punt in end zone)
OPPONENT — Daniel Thomas, Oct. 25, 2020 vs. Jacksonville (Recovered own blocked Ty Long punt, returned recovery 16 yards)
CHARGERS — *Never*
OPPONENT — *Never*

Recovered Own Onside Kick Attempt

CHARGERS — Darrell Stuckey of Nick Novak kick, Nov. 18, 2012 at Denver
OPPONENT — Keion Crossen of Riley Dixon kick, Dec. 12, 2021 vs. New York Giants
CHARGERS — Richard Marshall of Nick Novak kick, AFC Divisional, Jan. 12, 2014 at Denver
OPPONENT — *Never*

OTHER DEFENSE

Shutout Posted

CHARGERS — Dec. 3, 2023 at New England (6-0, Chargers win)
OPPONENT — Dec. 6, 2020 vs. New England (45-0, Patriots win)
CHARGERS — AFC Wild Card, Jan. 2, 1993 vs. Kansas City (Chargers win, 17-0)
OPPONENT — AFC Divisional, Jan. 10, 1993 at Miami (Dolphins win, 31-0)

Fumble Returned for Touchdown

CHARGERS — Tevaughn Campbell, Dec. 5, 2021 at Cincinnati (61 yards)
OPPONENT — Mike Edwards, Jan. 7, 2024 vs. Kansas City (97 yards)
CHARGERS — *Never*
OPPONENT — Guy Ruff, AFC Wild Card, Jan. 9, 1983 at Pittsburgh (Recovered opening kickoff fumble in end zone)

Safety Scored

CHARGERS — Oct. 23, 2022 vs. Seattle (Kenneth Walker III tackled by Sebastian Joseph-Day and Troy Reeder in end zone)
OPPONENT — Oct. 27, 2024 vs. New Orleans (JK Scott fumbled out end zone)
CHARGERS — AFC Divisional, Jan. 8, 1995 vs. Miami (Bernie Parmalee tackled in end zone by Reuben Davis)
OPPONENT — *Never*

MISCELLANEOUS

No Penalties

CHARGERS — Oct. 9, 2011 at Denver (Chargers win, 29-24)
OPPONENT — Dec. 4, 2005 vs. Oakland (Raiders win, 34-10)
CHARGERS — *Never*
OPPONENT — AFC Divisional, Jan. 10, 1993 at Miami (Dolphins win, 31-0)

Game Without Touchdown

CHARGERS — Oct. 21, 2024 at Arizona (Cardinals win 17-15)
OPPONENT — Oct. 27, 2024 vs. New Orleans (Chargers win 26-8)
CHARGERS — AFC Championship, Jan. 20, 2008 at New England (Patriots win, 21-12)
OPPONENT — AFC Wild Card, Jan. 6, 2008 vs. Tennessee (Chargers win, 17-6)

50 Points, Game

CHARGERS — Nov. 19, 2017 vs. Buffalo (Chargers win, 54-24)
OPPONENT — Dec. 14, 2023 at Las Vegas (Raiders win, 63-21)
CHARGERS — AFL Championship, Jan. 5, 1964 vs. Boston (Chargers win, 51-10)
OPPONENT — *Never*

40 Points, Game

CHARGERS — Dec. 5, 2021 at Cincinnati (Chargers win, 41-22)
OPPONENT — Dec. 15, 2024 vs. Tampa Bay (Buccaneers win, 40-17)
CHARGERS — AFC Divisional, Jan. 2, 1982 at Miami (Chargers win, 41-38)
OPPONENT — AFC Divisional, Jan. 13, 2019 at New England (Patriots win, 41-28)

600 Yards Total Offense, Game

CHARGERS — Dec. 20, 1982 vs. Cincinnati (661 yards)
OPPONENT — Oct. 1, 2000 at St. Louis (614 yards)
CHARGERS — AFL Championship, Jan. 5, 1964 vs. Boston (610 yards)
OPPONENT — *Never*

500 Yards Total Offense, Game

CHARGERS — Dec. 8, 2019 at Jacksonville (525 yards)
OPPONENT — Dec. 15, 2024 vs. Tampa Bay (506 yards)
CHARGERS — AFC Divisional, Jan. 2, 1982 at Miami (564 yards)
OPPONENT — *Never*

WEEKLY RANKINGS

2024 WEEKLY NFL RANKINGS

Week	Opp.	Offense			Defense		
		Total	Rush	Pass	Total	Rush	Pass
1	LV	13	5	23	15	4	25
2	at Car	12	2	28	2	6	6
3	at Pit	T-25	7	31	6	6	10
4	KC	28	11	31	7	5	12
5	BYE	29	9	31	5	6	10
6	at Den	28	10	29	6	6	8
7	at Ari	25	18	24	7	9	9
8	NO	23	20	24	8	11	9
9	at Cle	T-22	20	21	8	8	11
10	Ten	22	19	22	6	9	9
11	Cin	18	12	19	11	11	12
12	Bal	21	13	20	13	15	10
13	at Atl	24	18	24	14	14	10
14	at KC	24	19	25	11	T-14	8
15	TB	26	T-22	25	15	19	10
16	Den	24	23	24	15	17	15
17	at NE						
18	at LV						
Chargers in 2023		18	25	13	28	17	30
Chargers in 2022		9	30	3	20	28	7
Chargers in 2021		4	21	T-2	23	30	12
Chargers in 2020		9	18	6	10	18	9
Chargers in 2019		10	28	6	6	18	5
Chargers in 2018		11	15	10	9	9	9
Chargers in 2017		4	24	1	15	31	3
Chargers in 2016		14	26	8	16	10	20
Chargers in 2015		9	31	4	20	27	T-14
Chargers in 2014		18	30	10	9	26	4
Chargers in 2013		5	13	4	23	12	29
Chargers in 2012		31	27	24	9	6	18
Chargers in 2011		6	16	6	16	20	13
Chargers in 2010		1	15	2	1	4	1
Chargers in 2009		10	31	5	16	20	11
Chargers in 2008		11	20	7	25	11	31
Chargers in 2007		20	7	26	14	16	14
Chargers in 2006		4	2	16	10	7	13
Chargers in 2005		10	9	12	13	1	28
Chargers in 2004		10	6	16	18	3	31
Chargers in 2003		14	6	19	27	T-25	21
Chargers in 2002		16	8	22	30	11	32

2024 REGULAR-SEASON RANKINGS

LOS ANGELES CHARGERS (Team)

Category	NFL	AFC
Turnover Margin (10).....	T-5	4
Points Scored (21.9).....	.18th	8
Points Allowed (18.3).....	1	1
Total Offense (307.3).....	24	11
Rushing (106.5).....	23	10
Passing (200.8).....	24	12
Total Defense (337.9).....	15	9
vs. Rush (124.1).....	17	10
vs. Pass (213.8).....	15	8
Third-Down Offense (37.89%).....	18	9
Third-Down Defense (37.07%).....	10	5
Red-Zone Offense (57.50%).....	14	5
Red-Zone Defense (44.74%).....	1	1

LOS ANGELES CHARGERS (Individual)

Category	NFL	AFC
Passing		
Rating: Justin Herbert (98.4).....	12	6
Yards: Justin Herbert (3,243).....	17	7
Touchdowns: Justin Herbert (18).....	T-16	9
Rushing		
Attempts: J.K. Dobbins (158).....	T-26	12
Yards: J.K. Dobbins (766).....	24	10
Touchdowns: J.K. Dobbins (8).....	T-13	T-5
Receiving		
Receptions: Ladd McConkey (69).....	T-25	15
Yards: Ladd McConkey (960).....	16	7
Touchdowns: Quentin Johnston (8).....	T-9	T-5
Defense		
Total Tackles: Daiyan Henley (137).....	5	3
Solo Tackles: Daiyan Henley (80).....	T-8	6
INTs: Tarheeb Still (4).....	T-9	T-6
Sacks: Tuli Tuipulotu (7.5).....	T-25	T-15

GAME-BY-GAME STARTERS

OFFENSIVE STARTERS

		WR	WR	TE	LT	LG	C	RG	RT	QB	RB	3WR	FB	2TE
Sept. 8	LV	J.Palmer	L.McConkey	W.Dissly	R.Slater	Z.Johnson	B.Bozeman	T.Pipkins	J.Alt	J.Herbert	G.Edwards	—	S.Matlock	—
Sept. 15	at Car	D.Davis	Q.Johnston	H.Hurst	R.Slater	Z.Johnson	B.Bozeman	T.Pipkins	J.Alt	J.Herbert	J.Dobbins	—	—	W.Dissly
Sept. 22	at Pit	L.McConkey	Q.Johnston	W.Dissly	R.Slater	Z.Johnson	B.Bozeman	T.Pipkins	J.Alt	J.Herbert	J.Dobbins	—	S.Matlock	—
Sept. 29	KC	L.McConkey	Q.Johnston	W.Dissly	J.Salyer	Z.Johnson	B.Bozeman	S.Mustipher	T.Pipkins	J.Herbert	J.Dobbins	—	S.Matlock	—
Oct. 13	at Den	L.McConkey	Q.Johnston	H.Hurst	R.Slater	Z.Johnson	B.Bozeman	T.Pipkins	J.Alt	J.Herbert	J.Dobbins	—	S.Matlock	—
Oct. 21	at Ari	L.McConkey	J.Palmer	E.Tomlinson	R.Slater	Z.Johnson	B.Bozeman	T.Pipkins	J.Alt	J.Herbert	J.Dobbins	S.Fehoko	—	—
Oct. 27	NO	L.McConkey	J.Palmer	W.Dissly	R.Slater	Z.Johnson	B.Bozeman	T.Pipkins	J.Alt	J.Herbert	J.Dobbins	S.Fehoko	—	—
Nov. 3	at Cle	L.McConkey	Q.Johnston	W.Dissly	R.Slater	Z.Johnson	B.Bozeman	T.Pipkins	J.Alt	J.Herbert	J.Dobbins	—	S.Matlock	—
Nov. 10	Ten	L.McConkey	Q.Johnston	W.Dissly	R.Slater	Z.Johnson	B.Bozeman	J.Salyer	J.Alt	J.Herbert	J.Dobbins	J.Reagor	—	—
Nov. 17	Cin	L.McConkey	Q.Johnston	T.Fisk	R.Slater	Z.Johnson	B.Bozeman	T.Pipkins	J.Alt	J.Herbert	G.Edwards	J.Palmer	—	—
Nov. 25	Bal	J.Palmer	Q.Johnston	T.Fisk	R.Slater	Z.Johnson	B.Bozeman	T.Pipkins	J.Alt	J.Herbert	J.Dobbins	—	S.Matlock	—
Dec. 1	at Atl	L.McConkey	D.Davis	T.Fisk	R.Slater	Z.Johnson	B.Bozeman	T.Pipkins	J.Alt	J.Herbert	G.Edwards	—	S.Matlock	—
Dec. 8	at KC	J.Palmer	J.Reagor	T.Fisk	R.Slater	Z.Johnson	B.Bozeman	T.Pipkins	J.Alt	J.Herbert	G.Edwards	—	S.Matlock	—
Dec. 15	TB	L.McConkey	Q.Johnston	S.Smartt	R.Slater	Z.Johnson	B.Bozeman	T.Pipkins	J.Alt	J.Herbert	G.Edwards	L.Shenault	—	—
Dec. 22	Den	L.McConkey	J.Palmer	S.Smartt	R.Slater	Z.Johnson	B.Bozeman	T.Pipkins	J.Alt	J.Herbert	G.Edwards	—	S.Matlock	—
TBD	at NE													
TBD	at LV													

DEFENSIVE STARTERS

		OLB	DL	DL	DL	OLB	LB	LB	CB	CB	S	S	3CB	3S
Sept. 8	LV	K.Mack	P.Ford	O.Ogbonnia	—	J.Bosa	D.Henley	D.Perryman	K.Fulton	A.Samuel	D.James	A.Gilman	J.Taylor	—
Sept. 15	at Car	K.Mack	P.Ford	O.Ogbonnia	—	J.Bosa	D.Henley	D.Perryman	K.Fulton	A.Samuel	D.James	E.Molden	J.Taylor	—
Sept. 22	at Pit	K.Mack	P.Ford	O.Ogbonnia	—	J.Bosa	D.Henley	D.Perryman	K.Fulton	A.Samuel	D.James	A.Gilman	—	E.Molden
Sept. 29	KC	K.Mack	P.Ford	O.Ogbonnia	—	T.Tuipulotu	D.Henley	D.Perryman	K.Fulton	A.Samuel	E.Molden	A.Gilman	T.Still	—
Oct. 13	at Den	K.Mack	P.Ford	O.Ogbonnia	—	T.Tuipulotu	D.Henley	D.Perryman	K.Fulton	C.Hart	D.James	A.Gilman	T.Still	—
Oct. 21	at Ari	K.Mack	P.Ford	O.Ogbonnia	M.Fox	T.Tuipulotu	D.Henley	D.Perryman	C.Hart	T.Still	D.James	A.Gilman	—	—
Oct. 27	NO	K.Mack	P.Ford	O.Ogbonnia	—	T.Tuipulotu	D.Henley	D.Perryman	K.Fulton	C.Hart	D.James	A.Gilman	—	E.Molden
Nov. 3	at Cle	K.Mack	P.Ford	O.Ogbonnia	—	T.Tuipulotu	D.Henley	D.Perryman	C.Hart	T.Still	D.James	A.Gilman	—	E.Molden
Nov. 10	Ten	K.Mack	P.Ford	O.Ogbonnia	—	T.Tuipulotu	D.Henley	D.Perryman	C.Hart	T.Still	D.James	A.Gilman	—	E.Molden
Nov. 17	Cin	J.Bosa	P.Ford	O.Ogbonnia	—	T.Tuipulotu	D.Henley	D.Perryman	K.Fulton	C.Hart	D.James	A.Gilman	—	E.Molden
Nov. 25	Bal	K.Mack	P.Ford	O.Ogbonnia	—	J.Bosa	D.Henley	T.Dye	K.Fulton	T.Still	D.James	A.Gilman	—	E.Molden
Dec. 1	at Atl	K.Mack	P.Ford	O.Ogbonnia	—	J.Bosa	D.Henley	T.Dye	K.Fulton	T.Still	D.James	T.Jefferson	—	E.Molden
Dec. 8	at KC	K.Mack	P.Ford	O.Ogbonnia	—	J.Bosa	D.Henley	T.Dye	K.Fulton	T.Still	D.James	M.Maye	—	E.Molden
Dec. 15	TB	K.Mack	P.Ford	O.Ogbonnia	—	J.Bosa	D.Henley	T.Dye	K.Fulton	T.Still	D.James	T.Jefferson	—	E.Molden
Dec. 22	Den	K.Mack	P.Ford	O.Ogbonnia	M.Fox	T.Tuipulotu	D.Henley	D.Perryman	K.Fulton	T.Still	D.James	T.Jefferson	—	—
TBD	at NE													
TBD	at LV													

WEEKLY INACTIVES

Sept. 8	Las Vegas:	Taylor Heinicke, Tarheeb Still, Kimani Vidal, Jordan McFadden, Brenden Rice, Justin Eboigbe.
Sept. 15	at Carolina:	Taylor Heinicke, Tarheeb Still, Kimani Vidal, Alohi Gilman, Jordan McFadden, Brenden Rice, Justin Eboigbe.
Sept. 22	at Pittsburgh:	Joshua Palmer, Junior Colson, Tarheeb Still, Kimani Vidal, Jordan McFadden, Justin Eboigbe.
Sept. 29	Kansas City:	Junior Colson, Kimani Vidal, Deane Leonard, Ja'Sir Taylor, Rashawn Slater, Joe Alt, Joey Bosa.
Oct. 13	at Denver:	Easton Stick, Tony Jefferson, Ja'Sir Taylor, Jordan McFadden, Brenden Rice, Joey Bosa.
Oct. 21	at Arizona:	Quentin Johnston, Easton Stick, Derius Davis, Brenden Jaimes, Jordan McFadden, Hayden Hurst, Joey Bosa.
Oct. 27	New Orleans:	Quentin Johnston, Easton Stick, Derius Davis, Jordan McFadden, Hayden Hurst, Justin Eboigbe.
Nov. 3	at Cleveland:	Easton Stick, Kristian Fulton, DJ Chark Jr., Brenden Jaimes, Jordan McFadden, Stone Smartt, Justin Eboigbe.
Nov. 10	Tennessee:	Easton Stick, Kristian Fulton, Kimani Vidal, Jordan McFadden, Trey Pipkins III, Stone Smartt, Justin Eboigbe.
Nov. 17	Cincinnati:	Easton Stick, DJ Chark Jr., Kimani Vidal, Khalil Mack, Brenden Jaimes, Jordan McFadden, Hayden Hurst.
Nov. 25	Baltimore:	Easton Stick, Denzel Perryman, DJ Chark Jr., Cam Hart, Kimani Vidal, Brenden Jaimes, Jordan McFadden.
Dec. 1	at Atlanta:	Easton Stick, Denzel Perryman, Cam Hart, Jeremiah Jean-Baptiste, Brenden Jaimes, Jordan McFadden.
Dec. 8	at Kansas City:	Easton Stick, Denzel Perryman, Ladd McConkey, Tony Jefferson, Brenden Jaimes, Jordan McFadden, Justin Eboigbe.
Dec. 15	Tampa Bay:	Easton Stick, Denzel Perryman, Brenden Jaimes, Jordan McFadden, Will Dissly, Justin Eboigbe.
Dec. 22	Denver:	Easton Stick, Cam Hart, Elijah Molden, Shaquille Quartermann, Brenden Jaimes, Jordan McFadden, Will Dissly.
TBD	at New England:	
TBD	at Las Vegas:	

SEASON TOTALS

Name	No.	Name	No.	Name	No.	Name	No.
Jordan McFadden	14	Brenden Rice	3	Ja'Sir Taylor	2	Shaquille Quartermann	1
Easton Stick	11	Tarheeb Still	3	Joe Alt	1	Rashawn Slater	1
Justin Eboigbe	8	Junior Colson	2	Alohi Gilman	1		
Brenden Jaimes	8	Derius Davis	2	Jeremiah Jean-Baptiste	1		
Kimani Vidal	7	Will Dissly	2	Deane Leonard	1		
Joey Bosa	4	Kristian Fulton	2	Khalil Mack	1		
Denzel Perryman	4	Taylor Heinicke	2	Elijah Molden	1		
DJ Chark Jr.	3	Tony Jefferson	2	Ladd McConkey	1		
Cam Hart	3	Quentin Johnston	2	Joshua Palmer	1		
Hayden Hurst	3	Stone Smartt	2	Trey Pipkins III	1		

CHARGERS AND OPPONENT WEEKLY LEADERS

REGULAR-SEASON WEEKLY LEADERS, LOS ANGELES CHARGERS

			Scoring	Pass Yds.	Carries	Rush Yds.	Catches	Rec. Yds.	Tackles (Solo)	Sacks
Sept. 8		Las Vegas:	Dicker 10	Herbert 144	Edwards 11	Dobbins 135	McConkey 5	McConkey 39	Two Tied 7 (6)	Mack 1.5
Sept. 15	at	Carolina:	Johnston 12	Herbert 130	Edwards 18	Dobbins 131	Johnston 5	Johnston 51	Henley 9 (5)	Two tied 1.0
Sept. 22	at	Pittsburgh:	Johnston 6	Herbert 125	Dobbins 15	Dobbins 44	Three Tied 3	McConkey 44	Henley 12 (9)	Two tied 1.0
Sept. 29		Kansas City:	McConkey 6	Herbert 179	Dobbins 14	Dobbins 32	McConkey 5	McConkey 67	Two Tied 8	Dupree 2.0
Oct. 13	at	Denver:	Dicker 11	Herbert 237	Dobbins 25	Dobbins 96	Two tied 4	Fehoko 44	Gilman 10 (6)	Two tied 1.0
Oct. 21	at	Arizona:	Dicker 15	Herbert 349	Dobbins 14	Dobbins 40	Dissly 8	Dissly 81	James 8 (5)	None
Oct. 27		New Orleans:	McConkey 12	Herbert 279	Dobbins 17	Dobbins 57	McConkey 6	McConkey 111	Henley 10 (6)	Five tied 1.0
Nov. 3	at	Cleveland:	Dobbins 12	Herbert 282	Dobbins 14	Dobbins 85	McConkey 5	Johnston 118	Henley 13 (8)	Tuipulotu 2.5
Nov. 10		Tennessee:	Dicker 9	Herbert 164	Dobbins 15	Edwards 55	Dissly 5	McConkey 52	Henley 13 (10)	Two tied 2.0
Nov. 17		Cincinnati:	Dobbins 12	Herbert 297	Dobbins 11	Herbert 65	McConkey 6	McConkey 123	Henley 11 (5)	Tuipulotu 1.5
Nov. 25		Baltimore:	Dicker 11	Herbert 218	Edwards 9	Dobbins 40	McConkey 6	McConkey 83	Henley 10 (4)	James 1.0
Dec. 1	at	Atlanta:	Dicker 9	Herbert 147	Edwards 6	Edwards 32	McConkey 9	McConkey 117	Dye 14 (7)	Tart 1.0
Dec. 8	at	Kansas City:	Two tied 6	Herbert 213	Edwards 10	Edwards 36	Palmer 6	Palmer 78	Henley 8 (6)	Two tied 1.0
Dec. 15		Tampa Bay:	Two tied 6	Herbert 195	Edwards 8	Edwards 23	Three tied 5	McConkey 58	Three tied 9	Dye 1.0
Dec. 22		Denver:	Edwards 12	Herbert 284	Edwards 14	Edwards 68	McConkey 6	McConkey 87	Henley 10 (7)	Two tied 1.0
TBD	at	New England:								
TBD	at	Las Vegas:								

REGULAR-SEASON WEEKLY LEADERS, OPPONENT

			Scoring	Pass Yds.	Carries	Rush Yds.	Catches	Rec. Yds.	Tackles (Solo)	Sacks
Sept. 8		Las Vegas:	Mattison 6	Minshew 257	White 13	White 44	Bowers 6	Meyers 61	Spillane 10 (7)	Crosby 1.0
Sept. 15	at	Carolina:	Pineiro 3	Young 84	Hubbard 10	Hubbard 64	Hubbard 4	Tremble 23	Thompson 14 (8)	Two tied 0.5
Sept. 22	at	Pittsburgh:	Boswell 8	Fields 245	Harris 18	Harris 70	Two Tied 5	Pickens 57	Queen 12 (9)	Herbig 2.0
Sept. 29		Kansas City:	Two tied 6	Mahomes 245	Hunt 14	Hunt 69	Kelce 7	Kelce 89	Tranquill 10 (7)	Jones 2.0
Oct. 13	at	Denver:	Two tied 6	Nix 216	Two tied 6	Nix 61	Two tied 4	Vele 48	Jones 12 (11)	Two tied 1.0
Oct. 21	at	Arizona:	Two tied 6	Murray 145	Conner 19	Conner 101	McBride 5	Two tied 51	White 10 (3)	Three tied 1.0
Oct. 27		New Orleans:	Grupe 6	Rattler 156	Kamara 10	Kamara 67	Olave 8	Olave 107	Werner 9 (7)	Two tied 1.0
Nov. 3	at	Cleveland:	Tillman 6	Winston 235	Chubb 15	Chubb 39	Jeudy 7	Tillman 75	Bush 8 (6)	Garrett 3.0
Nov. 10		Tennessee:	Ridley 12	Levis 175	Pollard 9	Spears 47	Ridley 5	Ridley 84	Gibbens 15 (10)	None
Nov. 17		Cincinnati:	Chase 12	Burrow 356	Brown 22	Brown 86	Higgins 9	Higgins 148	Stone 9 (8)	Ossai 1.0
Nov. 25		Baltimore:	Four tied 6	Jackson 177	Henry 24	Henry 140	Two tied 5	Flowers 62	Harrison 12 (6)	Four tied 1.0
Dec. 1	at	Atlanta:	Koo 7	Cousins 245	Robinson 26	Robinson 102	London 9	McCloud 95	Elliss 5 (3)	Ebiketie 2.0
Dec. 8	at	Kansas City:	Wright 13	Mahomes 210	Pacheco 14	Pacheco 55	Two tied 5	Kelce 45	Conner 8 (6)	Wharton 2.0
Dec. 15		Tampa Bay:	McLaughlin 16	Mayfield 288	Two tied 15	Irving 117	Evans 9	Evans 159	David 12 (8)	Two tied 1.5
Dec. 22		Denver:	Lutz 9	Nix 263	Estime 9	Estime 48	Williams 7	Mims 62	Jones 10 (7)	Two tied 1.0
TBD	at	New England:								
TBD	at	Las Vegas:								

REGULAR-SEASON PLAYER PARTICIPATION

[illegible]**STARTERS FOR EACH GAME IN BOLD:**

DNP – Did Not Play, DNR – Reserve/Did Not Report, E/CP – Exempt/Commissioner Permission, INA – Inactive, IR – Reserve/Injured, IR/DFR – Reserve Injured; Designated for Return, COVID – Reserve/COVID-19, NFI – Non-Football Illness List, PS – Practice Squad, PS/INJ – Practice Squad; Injured List, PUP – Reserve/Physically Unable to Perform, SUB – Substitute, SUS – Reserve/Suspended, 2RB – Started as Second Running Back, 2TE – Started as Second Tight End, 3TE – Started as Third Tight End, CB – Started as Additional Cornerback, 3S – Started as Third Safety, 3WR – Started as Third Wide Receiver.

REGULAR SEASON SINGLE-GAME HIGHS

INDIVIDUAL

Passing

Longest Scoring Pass — 66, J.Herbert to Q. Johnston,
Nov. 3 at Cleveland

Longest Non-Scoring Pass — 48, J.Herbert to L.McConkey,
Dec. 1 at Atlanta

Most Passing Attempts — 39, J.Herbert, Oct. 21 at Arizona

Most Completions — 27, J.Herbert, Oct. 21 at Arizona

Most Passing Yards — 349, J.Herbert, Oct. 21 at Arizona

Most Passing Touchdowns — 2, Last: J.Herbert, Dec. 19 vs. Denver

Highest Completion Percentage (min. 20 att.) — 74.2, J.Herbert,
Dec. 19 vs. Denver

Highest Passer Rating (min. 20 att.) — 125.8, J.Herbert,
Nov. 3 at Cleveland

Rushing

Longest Scoring Run — 43, J.Dobbins, Sept. 15 at Car.

Longest Non-Scoring Run — 61, J.Dobbins, Sept. 8 vs. L.V.

Most Rushing Attempts — 25, J.Dobbins, Oct. 13 at Den.

Most Rushing Yards — 135, J.Dobbins, Sept. 8 vs. L.V.

Most Rushing Touchdowns — 2, Last: G.Edwards, Dec. 19 vs. Denver

Receiving

Most Receptions — 9, L.McConkey, Dec. 1 at Atlanta

Most Receiving Yards — 123, L. McConkey, Nov. 17 vs. Cincinnati

Most Receiving Touchdowns — 2, Last: L.McConkey,
Oct. 27 vs. New Orleans

Total Offense

Most Total Yards from Scrimmage — 139, J.Dobbins, Sept. 8 vs. L.V.

Most Touchdowns — 2, Last: G.Edwards, Dec. 19 vs. Denver

Special Teams

Longest Punt — 67, J.Scott, Oct. 27 vs. New Orleans

Longest Field Goal — 59, C.Dicker, Oct. 21 at Arizona

Most Attempted Field Goals — 5, C. Dicker, Oct. 21 at Arizona

Most Made Field Goals — 5, C. Dicker, Oct. 21 at Arizona

Returns

Longest Kickoff Return — 56, D.Davis, Nov. 10 vs. Tennessee

Longest Punt Return — 53, D.Davis, Nov. 3 at Cleveland

Longest Interception Return — 61, T.Still, Dec. 1 at Atlanta

Longest Fumble Return — 22, K.Mack, Sept. 8 vs. L.V.

Defense

Most Interceptions — 2, T.Still, Dec. 1 at Atlanta

Most Tackles — 14, T.Dye, Dec. 1 at Atlanta

Most Solo Tackles — 10, D.Henley, Nov. 10 vs. Tennessee

Most Sacks — 2.5, T.Tuipulotu, Nov. 3 at Cleveland

Most Passes Defensed — 3, Last: T.Still,
Dec. 1 at Atlanta

TEAM

Most, Offense

First Downs — 24, Nov. 17 vs. Cincinnati

Rushing Attempts — 44, Sept. 15 at Carolina

Rushing Yards — 219, Sept. 15 at Carolina

Rushing Touchdowns — 2, Last: Dec. 19 vs. Denver

Passing Attempts — 39, Oct. 21 at Arizona

Completions — 27, Oct. 21 at Arizona

Net Passing Yards — 336, Oct. 21 at Arizona

Touchdowns Thrown — 2, Last: Dec. 19 vs. Denver

Offensive Plays — 78, Oct. 13 at Denver

Total Offense — 435, Nov. 17 vs. Cincinnati

Time of Possession — 37:23, Oct. 13 at Denver

Most, Turnovers

Turnovers — 2, Last: Dec. 15 vs. Tampa Bay

Interceptions Thrown — 1, Last: Dec. 19 vs. Denver

Fumbles — 3, Oct. 21 at Arizona

Fumbles Lost — 2, Oct. 21 at Arizona

Longest Scoring Drives

Plays — 20, Oct. 13 at Denver

Yards — 95, Nov. 10 vs. Tennessee

Time — 10:29, Oct. 13 at Denver

Shortest Scoring Drives

Plays — 1, Dec. 19 vs. Denver

Yards — 0, Dec. 19 vs. Denver

Time — 0:00, Dec. 19 vs. Denver

Fewest, Defense

First Downs Allowed — 7, Sept. 15 at Carolina

Rushing Attempts Allowed — 18, Oct. 13 at Denver

Rushing Yards Allowed — 71, Sept. 8 vs. Las Vegas

Passing Attempts Allowed — 22, Nov. 25 vs. Baltimore

Completions Allowed — 14, Oct. 21 at Arizona

Net Passing Yards Allowed — 69, Sept. 8 vs. Las Vegas

Total Plays Allowed — 48, Sept. 15 at Carolina

Total Yards Allowed — 159, Sept. 15 at Carolina

Most, Defense

Takeaways — 4, Dec. 1 at Atlanta

Interceptions — 4, Dec. 1 at Atlanta

Fumbles Forced — 2, Sept. 8 vs. Las Vegas

Fumbles Recovered — 2, Sept. 8 vs. Las Vegas

Passes Defensed — 12, Nov. 3 at Cleveland

Sacks — 7, Nov. 10 vs. Tennessee

GAME-BY-GAME PASSES DEFENSED

Sept. 8	Las Vegas:	Poona Ford (2), Junior Colson (1), Bud Dupree (1), Khalil Mack (1).
Sept. 15	at Carolina:	Kristian Fulton (1), Deane Leonard (1), Scott Matlock (1), Elijah Molden (1), Asante Samuel Jr. (1).
Sept. 22	at Pittsburgh:	Bud Dupree (1), Alohi Gilman (1), Daiyan Henley (1), Asante Samuel Jr. (1).
Sept. 29	Kansas City:	Kristian Fulton (2), Poona Ford (1), Khalil Mack (1), Tuli Tuipulotu (1).
Oct. 13	at Denver:	Derwin James Jr. (2), Alohi Gilman (1), Khalil Mack (1), Elijah Molden (1), Tarheeb Still (1).
Oct. 21	at Arizona:	Khalil Mack (2), Cam Hart (1), Daiyan Henley (1), Teair Tart (1), Ja'Sir Taylor (1).
Oct. 27	New Orleans:	Ja'Sir Taylor (2), Daiyan Henley (1), Tuli Tuipulotu (1), Teair Tart (1).
Nov. 3	at Cleveland:	Elijah Molden (3), Tarheeb Still (3), Derwin James Jr. (2), Daiyan Henley (1), Alohi Gilman (1), Morgan Fox (1), Nick Niemann (1).
Nov. 10	Tennessee:	Cam Hart (1).
Nov. 17	Cincinnati:	Kristian Fulton (3), Cam Hart (2), Eli Apple (1), Daiyan Henley (1), Derwin James Jr. (1), Tarheeb Still (1), Ja'Sir Taylor (1).
Nov. 25	Baltimore:	Alohi Gilman (1), Elijah Molden (1).
Dec. 1	at Atlanta:	Tarheeb Still (3), Troy Dye (1), Derwin James Jr. (1), Kristian Fulton (1), Elijah Molden (1), Poona Ford (1), Khalil Mack (1), Marcus Maye (1).
Dec. 8	at Kansas City:	Daiyan Henley (1), Cam Hart (1), Marcus Maye (1), Khalil Mack (1), Ja'Sir Taylor (1).
Dec. 15	Tampa Bay:	Daiyan Henley (1), Tarheeb Still (1), Cam Hart (1).
Dec. 22	Denver:	Tarheeb Still (1), Poona Ford (1), Kendall Williamson (1), Deane Leonard (1).
TBD	at New England:	
TBD	at Las Vegas:	

SEASON TOTALS

(83)

Name	No.	Name	No.	Name	No.
Tarheeb Still	10	Bud Dupree	2	Scott Matlock	1
Kristian Fulton	7	Deane Leonard	2	Nick Niemann	1
Daiyan Henley	7	Marcus Maye	2	Kendall Williamson	1
Khalil Mack	7	Asante Samuel Jr.	2		
Elijah Molden	7	Teair Tart	2		
Cam Hart	6	Tuli Tuipulotu	2		
Derwin James Jr.	6	Eli Apple	1		
Poona Ford	5	Troy Dye	1		
Ja'Sir Taylor	5	Junior Colson	1		
Alohi Gilman	4	Morgan Fox	1		

GAME-BY-GAME SACKS

Sept. 8	Las Vegas:	Khalil Mack (1.5), Joey Bosa (1.0), Team Sacks (1.0), Morgan Fox (0.5).
Sept. 15	at Carolina:	Joey Bosa (1.0), Denzel Perryman (1.0).
Sept. 22	at Pittsburgh:	Derwin James Jr. (1.0), Khalil Mack (1.0).
Sept. 29	Kansas City:	Bud Dupree (2.0), Troy Dye (0.5), Tarheeb Still (0.5).
Oct. 13	at Denver:	Morgan Fox (1.0), Alohi Gilman (1.0).
Oct. 21	at Arizona:	None.
Oct. 27	New Orleans:	Khalil Mack (1.0), Bud Dupree (1.0), Poona Ford (1.0), Scott Matlock (1.0), Tuli Tuipulotu (1.0).
Nov. 3	at Cleveland:	Tuli Tuipulotu (2.5), Morgan Fox (2.0), Khalil Mack (1), Cam Hart (0.5).
Nov. 10	Tennessee:	Bud Dupree (2.0), Tuli Tuipulotu (2.0), Joey Bosa (1.0), Poona Ford (1.0), Daiyan Henley (1.0).
Nov. 17	Cincinnati:	Tuli Tuipulotu (1.5), Poona Ford (1.0), Derwin James Jr. (0.5).
Nov. 25	Baltimore:	Derwin James Jr. (1.0).
Dec. 1	at Atlanta:	Teair Tart (1.0).
Dec. 8	at Kansas City:	Derwin James Jr. (1.0), Joey Bosa (1.0), Khalil Mack (0.5), Tuli Tuipulotu (0.5).
Dec. 15	Tampa Bay:	Troy Dye (1.0).
Dec. 22	Denver:	Joey Bosa (1.0), Bud Dupree (1.0).
TBD	at New England:	
TBD	at Las Vegas:	

SEASON TOTALS

(42.0)

Name	No.	Name	No.
Tuli Tuipulotu	7.5	Scott Matlock	1.0
Bud Dupree	6.0	Denzel Perryman	1.0
Joey Bosa	5.0	Teair Tart	1.0
Khalil Mack	5.0	Cam Hart	0.5
Morgan Fox	3.5	Tarheeb Still	0.5
Derwin James Jr.	3.5	Team	1.0
Poona Ford	3.0		
Troy Dye	1.5		
Alohi Gilman	1.0		
Daiyan Henley	1.0		

RECORDS

INDIVIDUAL RECORDS

*NFL Record

POINTS

Most Seasons Leading League

- 1 Nate Kaeding, 2009
LaDainian Tomlinson, 2006
John Carney, 1994

Most, Career

- 1,076 John Carney, 1990-2000
918 LaDainian Tomlinson, 2001-09
889 Nate Kaeding, 2004-12

Most, Season

- 186* LaDainian Tomlinson, 2006
146 Nate Kaeding, 2009
144 Nick Novak, 2013

Most, Season, Non-Kickers

- 186* LaDainian Tomlinson, 2006
124 Austin Ekeler, 2021
120 LaDainian Tomlinson, 2005

Most, Season, Rookie

- 114 Nate Kaeding, 2004
106 Josh Lambo, 2015
Dennis Pardee, 1968
94 Herb Travenio, 1965

Most, Game

- 30 Kellen Winslow, Nov. 22, 1981 at Oakland
24 (10x) Last: Austin Ekeler, Nov. 21, 2021 vs. Pit.
20 Mike Williams, Dec. 13, 2018 at Kansas City

TOUCHDOWNS

Most Seasons Leading League

- 3 Lance Alworth, 1964, 1965, 1966
2 Austin Ekeler, 2021, 2022
1 LaDainian Tomlinson, 2006
Chuck Muncie, 1981

Most, Career

- 153 LaDainian Tomlinson, 2001-09
116 Antonio Gates, 2003-18
83 Lance Alworth, 1962-70

Most, Season

- 31* LaDainian Tomlinson, 2006
20 Austin Ekeler, 2021
LaDainian Tomlinson, 2005
19 Chuck Muncie, 1981

Most, Game

- 5 Kellen Winslow, Nov. 22, 1981 at Oakland
4 (10x) Last: Austin Ekeler, Nov. 21, 2021 vs. Pit.
3 (46x) Last: A.Ekeler, Oct. 2, 2022 at Hou.

Most Consecutive Games

- 18* LaDainian Tomlinson, 2004-05
10 LaDainian Tomlinson, 2006
9 Antonio Gates, 2009-10
Natrone Means, 1993-94
Lance Alworth, 1963

POINTS AFTER TOUCHDOWN

Most Seasons Leading League

- 2 Nate Kaeding, 2006
Rolf Benirschke, 1981, 1982
1 Herb Travenio, 1965

Most, Career

- 349 Nate Kaeding, 2004-12
328 Rolf Benirschke, 1977-86
293 John Carney, 1990-2000

Most, Season

- 58 Nate Kaeding, 2006
55 Rolf Benirschke, 1981
54 Nate Kaeding, 2004

Most, Game

- 7 (6x) Last: N.Kaeding, Dec. 28, 2008 vs. Den.
6 (30x) Last: M.Badgley, Dec. 8, 2019 at. Jax.
5 (55x) Last: C.Dicker, Nov. 12, 2023 vs. Detroit

Most Consecutive

- 250 Nate Kaeding, 2004-09
128 Nick Novak, 2011-14
87 Rolf Benirschke, 1983-86

Most Attempts, Career

- 352 Rolf Benirschke, 1977-86
351 Nate Kaeding, 2004-12
298 John Carney, 1990-2000

Most Attempts, Season

- 61 Rolf Benirschke, 1981
58 Nate Kaeding, 2006
55 Nate Kaeding, 2004
Bob Thomas, 1985

Most Attempts, Game

- 8 Rolf Benirschke, Nov. 22, 1981 at Oakland
7 (6x) Last: N.Kaeding, Dec. 28, 2008 vs. Den.
6 (38x) Last: M. Badgley, Dec. 8, 2019 at. Jax.

TWO-POINT CONVERSIONS

Most Seasons Leading League

- 1 Ladarius Green, 2015
Mikhael Ricks, 1999
Ronnie Harmon, 1994

Most, Career

- 3 Joshua Palmer, 2021-24
Ronnie Harmon, 1990-95
2 Keenan Allen, 2013-23
Jared Cook, 2021
Austin Ekeler, 2017-23
Mike Williams, 2017-23
Antonio Gates, 2003-18
Melvin Gordon, 2015-19
Ladarius Green, 2012-15
Legedu Naanee, 2007-10
Dave Kocourek, 1960-65

Most, Season

- 3 Ronnie Harmon, 1994
2 Joshua Palmer, 2024
Jared Cook, 2021
Austin Ekeler, 2021
Melvin Gordon, 2018
Antonio Gates, 2018
1 (36x) Last: Trey Pipkins, 2023

Most, Game

- 2* Ladarius Green, Oct. 25, 2015 vs. Oakland
1 (45x) Last: Joshua Palmer, Dec. 1, 2024 at Atl.

FIELD GOALS

Most Seasons Leading League

- 1 Nate Kaeding, 2009
John Carney, 1994

Most, Career

- 261 John Carney, 1990-2000
180 Nate Kaeding, 2004-12
146 Rolf Benirschke, 1977-86

Most, Season

- 34 Nick Novak, 2013
John Carney, 1994
32 Nate Kaeding, 2009
31 Cameron Dicker, 2024
Cameron Dicker, 2023
John Carney, 1993, 1999

Most, Game

- 6 (3x) Last: G.Davis, Oct. 5, 1997 at Oakland
5 (13x) Last: C.Dicker, Oct. 21, 2024 at Arizona
4 (39x) Last: C.Dicker, Oct. 21, 2024 at Arizona

Most, Game, No Misses

- 6 (3x) Last: G.Davis, Oct. 5, 1997 at Oakland
5 (12x) Last: C.Dicker, Oct. 21, 2024 at Arizona
4 (28x) Last: C.Dicker, Oct. 21, 2024 at Arizona

Highest Percentage, Career (min. 100 att.)

- 87.0 Nate Kaeding, 2004-12 (180-of-207)
84.6 Nick Novak, 2011-14, '17 (110-of-130)
81.6 John Carney, 1990-2000 (261-of-320)

Highest Percentage, Season (min. 15 att.)

- 95.0 Cameron Dicker, 2022 (19-of-20)
93.9 Cameron Dicker, 2024 (31-of-33)
Cameron Dicker, 2023 (31-of-33)
93.8 Michael Badgley, 2018 (15-of-16)

Most Consecutive

- 32 Nick Novak, 2013-14
29 John Carney, 1992-93
22 Nate Kaeding, 2009-10

Most Attempts, Career

- 320 John Carney, 1990-2000
208 Rolf Benirschke, 1977-86
207 Nate Kaeding, 2004-12

Most Attempts, Season

- 40 John Carney, 1993
39 Michael Badgley, 2020
38 John Carney, 1994

Most Attempts, Game

- 7 Dick Van Raaphorst, Oct. 8, 1966 at N.Y. Jets
6 (6x) Last: Steve Christie, Dec. 1, 2002 vs. Den.
5 (27x) Last: C.Dicker, Oct. 21, 2024 at Arizona

Longest

- 59 Cameron Dicker, Oct. 21, 2024 at Arizona
Michael Badgley, Dec. 9, 2018 vs. Cincinnati
57 Cameron Dicker, Dec. 19, 2024 vs. Denver
Nate Kaeding, Dec. 21, 2008 at Tampa Bay
55 Cameron Dicker, Nov. 6, 2023 at N.Y. Jets
Cameron Dicker, Oct. 22, 2023 at Kansas City
Nate Kaeding, Nov. 29, 2009 vs. Kansas City

RUSHING YARDS

Most Seasons Leading League

- 2 LaDainian Tomlinson, 2006, 2007
- 1 Dick Post, 1968
- Paul Lowe, 1965

Most, Career

- 12,490 LaDainian Tomlinson, 2001-09
- 4,972 Paul Lowe, 1960-68
- 4,355 Austin Ekeler, 2017-23

Most, Season

- 1,815 LaDainian Tomlinson, 2006
- 1,683 LaDainian Tomlinson, 2002
- 1,645 LaDainian Tomlinson, 2003

Most, Game

- 243 LaDainian Tomlinson, Dec. 28, 2003 vs. Oak.
- 220 LaDainian Tomlinson, Dec. 1, 2002 vs. Denver
- 217 LaDainian Tomlinson, Sept. 29, 2002 vs. N.E.
- Gary Anderson, Dec. 18, 1988 vs. Kansas City

Most Games 100 Yards or More, Career

- 46 LaDainian Tomlinson, 2001-09
- 15 Natrone Means, 1993-99
- Paul Lowe, 1960-68
- 12 Ryan Mathews, 2010-14

Most Games 100 Yards or More, Season

- 10 LaDainian Tomlinson, 2006
- 7 LaDainian Tomlinson, 2002
- Don Woods, 1974
- 6 Ryan Mathews, 2013
- LaDainian Tomlinson, 2007
- LaDainian Tomlinson, 2004
- LaDainian Tomlinson, 2003
- Natrone Means, 1994

Most Consecutive Games, 100 Yards or More

- 9 LaDainian Tomlinson, 2006
- 5 Natrone Means, 1994
- 4 LaDainian Tomlinson, 2007

Most Games 200 Yards or More, Career

- 4 LaDainian Tomlinson, 2001-09
- 1 Gary Anderson, 1985-88

Longest Run

- 87t Melvin Gordon, Oct. 29, 2017 at New England
- Paul Lowe, Sept. 10, 1961 at Dallas Texans
- 86t Keith Lincoln, Sept. 30, 1962 at Oakland
- 85t LaDainian Tomlinson, Dec. 17, 2006 vs. K.C.

RUSHING TOUCHDOWNS

Most Seasons Leading League

- 3 LaDainian Tomlinson, 2004, 2006, 2007
- 1 Chuck Muncie, 1981
- Paul Lowe, 1961, 1965

Most, Career

- 138 LaDainian Tomlinson, 2001-09
- 43 Chuck Muncie, 1980-84
- 39 Austin Ekeler, 2017-23

Most, Season

- 28* LaDainian Tomlinson, 2006
- 19 Chuck Muncie, 1981
- 18 LaDainian Tomlinson, 2005

Most, Game

- 4 LaDainian Tomlinson, Oct. 14, 2007 vs. Oak.
- LaDainian Tomlinson, Nov. 12, 2006 at Cin.
- LaDainian Tomlinson, Oct. 15, 2006 at S.F.
- Chuck Muncie, Nov. 29, 1981 vs. Denver
- Clarence Williams, Sept. 16, 1979 vs. Buffalo
- 3 (22x), Last: M.Gordon, Oct. 15, 2018 at Cle.
- 2 (127x), Last: G.Edwards, Dec. 19, 2024 vs. Den.

Most Consecutive Games

- 18* LaDainian Tomlinson, 2004-05
- 9 Natrone Means, 1993-94
- 8 LaDainian Tomlinson, 2006

RUSHING AVERAGE

Most Seasons Leading League (min. 100 att.)

- 2 Paul Lowe, 1960, 1965
- 1 Dickie Post, 1968
- Brad Hubbard, 1967
- Keith Lincoln, 1963

Highest, Career (minimum 500 att.)

- 4.90 Paul Lowe, 1960-68
- 4.71 Keith Lincoln, 1961-66, '68
- 4.43 Dickie Post, 1967-70

Highest, Season (minimum 100 att.)

- 6.45 Keith Lincoln, 1963
- 6.29 Paul Lowe, 1960
- 5.71 Paul Lowe, 1963

Highest, Game (minimum 10 att.)

- 14.7 Michael Turner, Oct. 7, 2007 at Denver
- 13.8 Keith Lincoln, Sept. 30, 1962 at Oakland
- 13.5 J.K. Dobbins, Sept. 8, 2024 vs. Las Vegas

RUSHING ATTEMPTS

Most, Career

- 2,880 LaDainian Tomlinson, 2001-09
- 1,059 Melvin Gordon, 2015-19
- 1,031 Marion Butts, 1989-93

Most, Season

- 372 LaDainian Tomlinson, 2002
- 348 LaDainian Tomlinson, 2006
- 343 Natrone Means, 1994

Most, Game

- 39 LaDainian Tomlinson, Oct. 20, 2002 at Oak.
- Marion Butts, Dec. 17, 1989 at Kansas City
- 37 (3x) Last: L.Tomlinson, Nov. 21, 2004 at Oak.
- 36 LaDainian Tomlinson, Sept. 9, 2001 vs. Was.
- Gary Brown, Oct. 5, 1997 at Oakland

PASSING ATTEMPTS

Most Seasons Leading League

- 2 Dan Fouts, 1980, 1981
- John Hadl, 1968, 1971
- 1 Philip Rivers, 2015

Most, Career

- 7,591 Philip Rivers, 2004-19
- 5,604 Dan Fouts, 1973-87
- 3,640 John Hadl, 1962-72

Most, Season

- 699 Justin Herbert, 2022
- 672 Justin Herbert, 2021
- 661 Philip Rivers, 2015

Most, Game

- 65 Philip Rivers, Oct. 18, 2015 at Green Bay
- 64 Justin Herbert, Jan. 9, 2022 at Las Vegas (OT)
- 58 Philip Rivers, Oct. 25, 2015 vs. Oakland
- Mark Herrmann, Dec. 22, 1985 at K.C.

PASS COMPLETIONS

Most Seasons Leading League

- 2 Dan Fouts, 1980, 1981
- John Hadl, 1968, 1971
- 1 Philip Rivers, 2015

Most, Career

- 4,908 Philip Rivers, 2004-19
- 3,297 Dan Fouts, 1973-87
- 1,891 Justin Herbert, 2020-24

Most, Season

- 477 Justin Herbert, 2022
- 443 Justin Herbert, 2021
- 437 Philip Rivers, 2015

Most, Game

- 43 Philip Rivers, Oct. 18, 2015 at Green Bay
- 40 Justin Herbert, Sept. 24, 2023 at Minnesota
- 39 Justin Herbert, Dec. 11, 2022 vs. Miami

Most Consecutive

- 25* Philip Rivers, Nov. 25, 2018 vs. Arizona
- 22 Philip Rivers, Sept. 13, 2015 vs. Detroit —
- Sept. 20, 2015 at Cincinnati
- 20 Philip Rivers, Sept. 13, 2015 vs. Detroit

COMPLETION PERCENTAGE

Most Seasons Leading League (min. 140 att.)

- 1 Philip Rivers, 2013
- Mark Herrmann, 1985
- Dan Fouts, 1979
- Tobin Rote, 1963

Highest, Career (minimum 500 att.)

- 66.3 Justin Herbert, 2020-24
- 64.7 Philip Rivers, 2004-19
- 62.2 Drew Brees, 2001-05

Highest, Season (minimum 140 att.)

- 69.5 Philip Rivers, 2013
- 68.2 Justin Herbert, 2022
- 68.3 Philip Rivers, 2018

Highest, Game (minimum 20 att.)

- 96.6 Philip Rivers, Nov. 25, 2018 vs. Ari. (28-of-29)
- 90.0 Philip Rivers, Nov. 1, 2012 vs. K.C. (18-of-20)
- 88.0 Drew Brees, Oct. 31, 2004 vs. Oak. (22-of-25)

PASSING YARDS

Most Seasons Leading League

- 4 Dan Fouts, 1979, 1980, 1981, 1982
- 3 John Hadl, 1965, 1968, 1971
- 1 Philip Rivers, 2010

Most, Career

- 59,271 Philip Rivers, 2004-19
- 43,040 Dan Fouts, 1973-87
- 26,938 John Hadl, 1962-72

Most, Season

- 5,014 Justin Herbert, 2021
- 4,802 Dan Fouts, 1981
- 4,792 Philip Rivers, 2015

Most, Game

- 503 Philip Rivers, Oct. 18, 2015 at Green Bay
- 455 Philip Rivers, Sept. 26, 2010 at Seattle
- 444 Dan Fouts, Dec. 11, 1982 at San Francisco
- Dan Fouts, Oct. 19, 1980 vs. N.Y. Giants

Most Games 300 Yards or More, Career

- 70 Philip Rivers, 2004-19
- 51 Dan Fouts, 1973-87
- 26 Justin Herbert, 2020-24

Most Games 300 Yards or More, Season

- 9 Justin Herbert, 2021
- 8 Justin Herbert, 2020
- Philip Rivers, 2015, 2019
- Dan Fouts, 1980
- 7 Dan Fouts, 1981, 1985

Most Consecutive Games, 300 Yards or More

- 5 Philip Rivers, 2015
- 4 Dan Fouts, 1979, 1980-81
- 3 Justin Herbert, 2020-21, 2021, 2022
- Philip Rivers, 2010-11, 2016, 2017
- Dan Fouts, 1980, 1985
- John Hadl, 1967

Most Games 400 Yards or More, Career

- 11 Philip Rivers, 2004-19
- 6 Dan Fouts, 1973-87
- 1 Justin Herbert, 2020-24
- Jim Harbaugh, 1999-2000

Longest Completion

- 99t* Stan Humphries, Sept. 18, 1994 at Seattle
- 91t Jack Kemp, Nov. 12, 1961 at Denver
- 88t Ed Luther, Dec. 3, 1984 vs. Chicago

TOUCHDOWN PASSES

Most Seasons Leading League

- 2 Dan Fouts, 1981, 1982
John Hadl, 1968, 1971
- 1 Philip Rivers, 2008

Most, Career

- 397 Philip Rivers, 2004-19
- 254 Dan Fouts, 1973-87
- 201 John Hadl, 1962-72

Most, Season

- 38 Justin Herbert, 2021
- 34 Philip Rivers, 2008
- 33 Philip Rivers, 2017-18
- Dan Fouts, 1981

Most, Game

- 6 Dan Fouts, Nov. 22, 1981 at Oakland
- 5 (4x), Last: Drew Brees, Oct. 31, 2004 vs. Oak.
- 4 (32x), Last: J.Herbert, Nov. 12, 2023 vs. Det.

Most Consecutive Games

- 28 Philip Rivers, 2012-14
- 27 Philip Rivers, 2017-18
- 26 Justin Herbert, 2020-23

INTERCEPTIONS THROWN

Most Seasons Leading League (Most INTs)

- 2 Philip Rivers, 2014, 2016
- John Hadl, 1968, 1972

Most, Career

- 242 Dan Fouts, 1973-87
- 211 John Hadl, 1962-72
- 198 Philip Rivers, 2004-19

Most, Season

- 32 John Hadl, 1968
- 26 John Hadl, 1972
- 25 John Hadl, 1971
- Jack Kemp, 1960

Most, Game

- 6 Ed Luther, Oct. 31, 1983 vs. Washington
- John Hadl, Dec. 8, 1968 vs. Kansas City
- 5 (9x), Last: C.Whehlian, Dec. 13, 1998 at Sea.
- 4 (33x), Last: P.Rivers, Nov. 18, 2019 vs. K.C.

Fewest, Season (minimum 150 att.)

- 1 Easton Stick, 2023 (174 att.)
- 3 Justin Herbert, 2024 (430 att.)
- Ed Luther, 1984 (151 att.)
- 4 Doug Flutie, 2003 (167 att.)
- John Friesz, 1993 (238 att.)

Most Consecutive Attempts, None Intercepted

- 357 Justin Herbert, Sept. 15, 2024-Dec. 15, 2024
- 233 Justin Herbert, Dec. 26, 2022-Oct. 1, 2023
- 194 Drew Brees, Oct. 17-Dec. 5, 2004

Lowest Percentage, Season (minimum 150 att.)

- 0.6 Easton Stick, 2023
- 0.7 Justin Herbert, 2024
- 1.4 Justin Herbert, 2022
- 1.5 Justin Herbert, 2023

PASSER RATING

Most Seasons Leading League (min. 300 att.)

- 1 Philip Rivers, 2008

Highest, Career (minimum 500 att.)

- 96.1 Justin Herbert, 2020-24
- 95.1 Philip Rivers, 2004-19
- 84.9 Drew Brees, 2001-05

Highest, Season (minimum 300 att.)

- 105.5 Philip Rivers, 2008, 2013, 2018
- 104.8 Drew Brees, 2004
- 104.4 Philip Rivers, 2009

Highest, Game (minimum 20 att.)

- 157.1 Dan Fouts, Sept. 7, 1981 at Cleveland
- 154.4 Philip Rivers, Dec. 8, 2019 at Jacksonville
- 153.1 Drew Brees, Oct. 31, 2004 vs. Oakland

RECEIVING YARDS

Most Seasons Leading League

- 3 Lance Alworth, 1965, 1966, 1968
- 1 Wes Chandler, 1982
- John Jefferson, 1980

Most, Career

- 11,841 Antonio Gates, 2003-18
- 10,530 Keenan Allen, 2013-23
- 9,584 Lance Alworth, 1962-70

Most, Season

- 1,602 Lance Alworth, 1965
- 1,393 Keenan Allen, 2017
- 1,383 Lance Alworth, 1966

Most, Game

- 260 Wes Chandler, Dec. 20, 1982 vs. Cincinnati
- 243 Wes Chandler, Sept. 15, 1985 vs. Seattle
- 232 Lance Alworth, Oct. 20, 1963 at Kansas City

Most Games 100 Yards or More, Career

- 41 Lance Alworth, 1962-70
- 38 Keenan Allen, 2013-23
- 24 Kellen Winslow, 1979-87

Most Games 100 Yards or More, Season

- 9 Lance Alworth, 1965
- 8 Lance Alworth, 1966
- 7 Keenan Allen, 2017
- John Jefferson, 1980

Most Consecutive Games, 100 Yards or More

- 5 Lance Alworth, 1966
- 4 Keenan Allen, 2017
- Wes Chandler, 1982
- John Jefferson, 1979-80
- Charlie Joiner, 1976
- Lance Alworth, 1968
- Lance Alworth, 1965
- 3 Keenan Allen, 2023
- Kellen Winslow, 1982
- Kellen Winslow, 1980
- John Jefferson, 1980
- John Jefferson, 1979
- Gary Garrison, 1971
- Lance Alworth, 1967
- Lance Alworth, 1965
- Lance Alworth, 1964

Most Games 200 Yards or More, Career

- 5* Lance Alworth, 1962-70
- 2 Wes Chandler, 1981-87
- 1 Keenan Allen, 2013-23
- Malcom Floyd, 2004-15

Longest Reception

- 99t* Tony Martin, Sept. 18, 1994 at Seattle
- 91t Keith Lincoln, Nov. 12, 1961 at Denver
- 88t Bobby Duckworth, Dec. 3, 1984 at Chicago

RECEIVING AVERAGE

Most Seasons Leading League (min. 35 rec.)

- 1 Mike Williams, 2019
- Malcom Floyd, 2011
- Wes Chandler, 1982
- Gary Garrison, 1970
- Lance Alworth, 1965

Average per Catch, Career (minimum 250 rec.)

- 19.4 Lance Alworth, 1962-70
- 18.6 Gary Garrison, 1966-76
- 17.5 Vincent Jackson, 2005-11

Average per Catch, Season (minimum 35 rec.)

- 23.2 Lance Alworth, 1965
- 22.9 Gary Garrison, 1970
- 21.2 Gary Garrison, 1968, 1971

Highest, Game (minimum 5 rec.)

- 36.0 Lance Alworth, Nov. 2, 1963 at New York Jets
- 33.6 Lance Alworth, Nov. 15, 1964 at Kansas City
- 32.0 Lance Alworth, Dec. 19, 1965 vs. Oakland

RECEPTIONS

Most Seasons Leading League

- 3 Lance Alworth, 1966, 1968, 1969
- 2 Kellen Winslow, 1980, 1981

Most, Career

- 955 Antonio Gates, 2003-18
- 904 Keenan Allen, 2013-23
- 586 Charlie Joiner, 1976-86

Most, Season

- 108 Keenan Allen, 2023
- 107 Austin Ekeler, 2022
- 106 Keenan Allen, 2021

Most, Game

- 18 Keenan Allen, Sept. 24, 2023 at Minnesota
- 16 Keenan Allen, Nov. 22, 2020 vs. N.Y. Jets
- 15 Austin Ekeler, Oct. 6, 2019 vs. Denver
- Keenan Allen, Sept. 13, 2015 vs. Detroit
- Kellen Winslow, Oct. 7, 1984 at Green Bay

Most Consecutive Games With a Catch

- 96 Lance Alworth, 1962-69
- 80 Antonio Gates, 2003-08
- 78 Charlie Joiner, 1978-84

RECEIVING TOUCHDOWNS

Most Seasons Leading League

- 3 Lance Alworth, 1964, 1965, 1966
- 2 John Jefferson, 1978, 1980
- 1 Tony Martin, 1996
- Wes Chandler, 1982

Most, Career

- 116 Antonio Gates, 2003-18
- 81 Lance Alworth, 1962-70
- 59 Keenan Allen, 2013-23

Most, Season

- 14 Tony Martin, 1996
- Lance Alworth, 1965
- 13 Antonio Gates, 2004
- John Jefferson, 1978, 1980
- Lance Alworth, 1964, 1966
- 12 Antonio Gates, 2014
- Gary Garrison, 1970

Most, Game

- 5* Kellen Winslow, Nov. 22, 1981 at Oakland
- 4 Lance Alworth, Dec. 1, 1968 at Denver
- 3 (14x) Last: D.Woodhead, Dec. 20, 2015 vs. Mia.

Most Consecutive Games

- 9 Antonio Gates, 2009-10
- Lance Alworth, 1963
- 7 Lance Alworth, 1967
- 6 John Jefferson, 1980
- Lance Alworth, 1964

SCRIMMAGE YARDS

Most Seasons Leading League

- 2 Lance Alworth, 1965, 1968
- 1 LaDainian Tomlinson, 2003

Most, Career

- 16,445 LaDainian Tomlinson, 2001-09
- 11,841 Antonio Gates, 2003-18
- 10,643 Keenan Allen, 2013-23

Most, Season

- 2,370 LaDainian Tomlinson, 2003
- 2,323 LaDainian Tomlinson, 2006
- 2,172 LaDainian Tomlinson, 2002

Most, Game

- 271 LaDainian Tomlinson, Dec. 1, 2002 vs. Den.
- 261 Melvin Gordon, Nov. 6, 2016 vs. Tennessee
- 260 LaDainian Tomlinson, Dec. 28, 2003 vs. Oak. Wes Chandler, Dec. 20, 1982 vs. Cincinnati

Most Games 100 Yards or More, Career

- 79 LaDainian Tomlinson, 2001-09
- 44 Lance Alworth, 1962-70
- 39 Keenan Allen, 2013-23

Most Games 100 Yards or More, Season

- 14 LaDainian Tomlinson, 2006
- 11 LaDainian Tomlinson, 2003
- 10 Ryan Mathews, 2011
- LaDainian Tomlinson, 2004
- LaDainian Tomlinson, 2002

Most Consecutive Games, 100 Yards or More

- 11 LaDainian Tomlinson, 2006
- 6 Melvin Gordon, 2018
- Ryan Mathews, 2011
- LaDainian Tomlinson, 2007
- LaDainian Tomlinson, 2004
- 5 Natrone Means, 1994
- Lydell Mitchell, 1978

Most Games 200 Yards or More, Career

- 12 LaDainian Tomlinson, 2001-09
- 5 Lance Alworth, 1962-70
- 2 Lionel James, 1984-88
- Wes Chandler, 1981-87

INTERCEPTIONS

Most Seasons Leading League

- 1 Casey Hayward, 2016
- Eric Weddle, 2011
- Antonio Cromartie, 2007

Most, Career

- 42 Gill Byrd, 1983-92
- 29 Dick Harris, 1960-65
- 26 Rodney Harrison, 1994-2002

Most, Season

- 10 Antonio Cromartie, 2007
- 9 Charlie McNeil, 1961
- 8 (4x) Last: Ryan McNeil, 2001

Most, Game

- 3 Antonio Cromartie, Nov. 11, 2007 vs. Ind.
- Dwayne Harper, Nov. 27, 1995 vs. Oakland
- Pete Shaw, Nov. 2, 1980 at Cincinnati
- Clarence Duren, Oct. 30, 1977 at Miami
- Chris Fletcher, Nov. 30, 1975 at Denver (OT)
- Joe Beauchamp, Sept. 24, 1972 vs. Denver
- Leslie "Speedy" Duncan, Sept. 25, 1966 at Oak.
- Bud Whitehead, Oct. 10, 1965 at Buffalo
- Dick Harris, Nov. 17, 1963 at Buffalo
- C.McNeil, Sept. 24, 1961 vs. Houston Oilers
- C.McNeil, Dec. 18, 1960 vs. Titans of N.Y.
- 2 (87x) Last: Tarheeb Still, Dec. 1, 2024 at Atl.

Most Consecutive Games

- 5 Charlie McNeil, 1961
- 4 Greg Jackson, 1998
- Gill Byrd, 1989
- Mike Fuller, 1977
- Bryant Salter, 1972
- 3 (18x) Last: Stephen Cooper, 2008

INTERCEPTION RETURN YARDS

Most Seasons Leading League

- 1 Vencie Glenn, 1987
- Charlie McNeil, 1961

Most, Career

- 546 Gill Byrd, 1983-92
- 502 Charlie McNeil, 1960-64
- 477 Kenny Graham, 1964-69

Most, Season

- 349 Charlie McNeil, 1961
- 224 Stanley Richard, 1994
- 166 Vencie Glenn, 1987

Most, Game

- 177* Charlie McNeil, Sept. 24, 1961 vs. Hou. Oilers
- 106 Woodrow Lowe, Nov. 18, 1979 vs. Pittsburgh
- 103 Vencie Glenn, Nov. 29, 1987 vs. Denver

Longest Return

- 103t Vencie Glenn, Nov. 29, 1987 vs. Denver
- 102t Donald Frank, Oct. 31, 1993 at L.A. Raiders
- 100t Leslie "Speedy" Duncan, Oct. 15, 1967 vs. K.C.

INTERCEPTION TOUCHDOWNS

Most Seasons Leading League

- 1 Clinton Hart, 2005
- Jeffery Dale, 1985
- John Hendy, 1985
- Gill Byrd, 1984
- Woodrow Lowe, 1979
- Fred Dean, 1977
- Leroy Jones, 1977
- Kenny Graham, 1969
- Joe Beauchamp, 1968
- Earl Faison, 1964
- Henry Schmidt, 1964
- Claude Gibson, 1962
- Dick Harris, 1961

Most, Career

- 5 Kenny Graham, 1964-69
- Dick Harris, 1960-65
- 4 Woodrow Lowe, 1976-86
- 3 Eric Weddle, 2007-15
- Joe Beauchamp, 1966-75

Most, Season

- 3 Dick Harris, 1961
- 2 (9x) Last: Demorrio Williams, 2012
- 1 (78x) Last: Tarheeb Still, 2024

Most, Game

- 1 (99x) Last: Tarheeb Still, Dec. 1, 2024 at Atl.

SACKS

Most Seasons Leading League

- 1 Shawne Merriman, 2006

Most, Career

- 105.5 Leslie O'Neal, 1986-95
- 72.0 Joey Bosa, 2016-24
- 69.5 Shaun Phillips, 2004-12

Most, Season

- 17.5 Gary Johnson, 1980
- 17.0 Khalil Mack, 2023
- Shawne Merriman, 2006
- Leslie O'Neal, 1992
- Steve DeLong, 1969
- 15.5 Fred Dean, 1978

Most, Game (since 1982)

- 6.0 Khalil Mack, Oct. 1, 2023 vs. Las Vegas
- 5.0 Leslie O'Neal, Nov. 16, 1986 vs. Dallas
- 4.0 Antwan Barnes, Dec. 18, 2011 vs. Baltimore
- Shaun Phillips, Oct. 3, 2010 vs. Arizona
- Leslie O'Neal, Oct. 22, 1995 at Seattle
- Leslie O'Neal, Dec. 6, 1992 at Phoenix
- Leslie O'Neal, Dec. 22, 1991 vs. Denver

PUNTS

Most Seasons Leading League

- 1 Paul Maguire, 1962

Most, Career

- 771 Darren Bennett, 1995-2003
- 756 Mike Scifres, 2003-15
- 519 Dennis Partee, 1968-75

Most, Season

- 95 Darren Bennett, 1998
- 92 Darren Bennett, 2000
- 89 Darren Bennett, 1997, 1999

Most, Game

- 11 (5x), Last: D.Bennett, Oct. 11, 1998 at Oak.
- 10 (10x) Last: D.Kaser, Nov. 12, 2017 at Jax.
- 9 (14x), Last: D.Kaser, Dec. 24, 2017 at N.Y. Jets

PUNT YARDS

Most Seasons Leading League

- 1 Paul Maguire, 1962

Most, Career

- 34,152 Mike Scifres, 2003-15
- 33,776 Darren Bennett, 1995-2003
- 21,417 Dennis Partee, 1968-75

Most, Season

- 4,248 Darren Bennett, 2000
- 4,174 Darren Bennett, 1998
- 3,972 Darren Bennett, 1997

Most, Game

- 522 Darren Bennett, Oct. 11, 1998 at Oakland
- 493 Mike Scifres, Nov. 18, 2012 at Denver
- 492 Dennis Partee, Nov. 10, 1974 at Kansas City

Longest Punt

- 83 JK Scott, Dec. 10, 2023 vs. Denver
- 82 Paul Maguire, Nov. 19, 1961 vs. Dallas Texans
- 73 Dennis Partee, Oct. 17, 1971 at Denver

PUNTING AVERAGE

Most Seasons Leading League (min. 50 punts)

- 1 Darren Bennett, 2000

Highest, Career (minimum 100 punts)

- 47.4 Drew Kaser, 2016-18
- 46.5 Ty Long, 2019-21
- 45.5 JK Scott, 2022-24
- 45.2 Mike Scifres, 2003-15

Highest, Season (minimum 50 punts)

- 48.3 Mike Scifres, 2012
- 48.1 Drew Kaser, 2017
- 46.8 Ty Long, 2020

Highest, Game (minimum 4 punts)

- 59.5 Mike Scifres, Oct. 17, 2010 at St. Louis
- Darren Bennett, Oct. 1, 1995 at Pittsburgh
- 57.4 JK Scott, Dec. 10, 2023 vs. Denver
- 57.3 JK Scott, Oct. 27 2024 vs. New Orleans

PUNT RETURN YARDS

Most Seasons Leading League

- 1 Leslie "Speedy" Duncan, 1965

Most, Career

- 2,388 Mike Fuller, 1975-80
- 1,651 Leslie "Speedy" Duncan, 1964-70
- 1,407 Darrien Gordon, 1993-96

Most, Season

- 537 Darrien Gordon, 1996
- 489 Eric Metcalf, 1997
- 475 Darrien Gordon, 1994

Most, Game

- 168 Eric Metcalf, Nov. 2, 1997 at Cincinnati
- 136 Mike Fuller, Nov. 21, 1976 at Buffalo
- 133 Andre Coleman, Sept. 17, 1995 at Philadelphia

Longest Return

- 95t Leslie "Speedy" Duncan, Nov. 24, 1968 vs. NYJ
- 90t Darrien Gordon, Sept. 25, 1994 at L.A. Raiders
- 88t Andre Coleman, Sept. 17, 1995 at Philadelphia
- Mike Fuller, Oct. 9, 1977 at New Orleans

PUNT RETURN AVERAGE

Most Seasons Leading League (min. 20 ret.)

- 1 Derius Davis, 2023
- Ron Smith, 1973
- Leslie "Speedy" Duncan, 1965

Highest, Career (minimum 50 ret.)

- 13.7 Darrien Gordon, 1993-96
- 12.0 Leslie "Speedy" Duncan, 1964-70
- 11.3 Mike Fuller, 1975-80

Highest, Season (minimum 20 ret.)

- 16.0 Derius Davis, 2023
- 15.5 Leslie "Speedy" Duncan, 1965
- 14.9 Darrien Gordon, 1996

PUNT RETURN TOUCHDOWNS

Most Seasons Leading League

- 2 Leslie "Speedy" Duncan, 1965, 1966
- 1 Derius Davis, 2023
- Desmond King, 2018
- Eric Metcalf, 1997
- Andre Coleman, 1995
- Darrien Gordon, 1994
- Nate Lewis, 1990
- Kitrick Taylor, 1990
- Ron Smith, 1973

Most, Career

- 4 Leslie "Speedy" Duncan, 1964-70
- 3 Eric Metcalf, 1997
- Darrien Gordon, 1993-96
- 2 (5x) Last: Desmond King, 2017-19

Most, Season

- 3 Eric Metcalf, 1997
- 2 (3x) Last: Darrien Gordon, 1994
- 1 (20x) Last: Derius Davis, 2023

Most, Game

- 2* Eric Metcalf, Nov. 2, 1997 at Cincinnati
- 1 (26x) Last: Derius Davis, Nov. 6, 2023 at NYJ

PUNT RETURNS

Most, Career

- 212 Mike Fuller, 1975-80
- 138 Leslie "Speedy" Duncan, 1964-70
- 124 Lionel James, 1984-88

Most, Season

- 46 Mike Fuller, 1979
- 45 Eric Metcalf, 1997
- 39 Mike Fuller, 1978

Most, Game

- 8 (4x) Last: Leon Johnson, Dec. 7, 2003 at Det.
- 7 (4x) Last: M.Fuller, Dec. 17, 1978 at Hou. Oilers
- 6 (9x) Last: J.Herdon, Dec. 20, 2015 vs. Mia.

Most Fair Catches, Season

- 29 Derius Davis, 2023
- 25 Travis Benjamin, 2017
- 24 Kenny Graham, 1969

Most Fair Catches, Game

- 6 Derius Davis, Dec. 10, 2023 vs. Denver
- Phil McConkey, Dec. 17, 1989 at Kansas City
- 5 Travis Benjamin, Oct. 22, 2017 vs. Denver
- Jeff Graham, Sept. 3, 2000 at Oakland
- Kenny Graham, Oct. 4, 1969 vs. Cincinnati

KICKOFF RETURN YARDS

Most Seasons Leading League

- 1 Ronney Jenkins, 2001
- Lionel James, 1984
- James Brooks, 1982

Most, Career

- 6,469 Darren Sproles, 2005-10
- 3,997 Ronney Jenkins, 2000-02
- 3,914 Andre Coleman, 1994-96

Most, Season

- 1,541 Ronney Jenkins, 2001
- 1,531 Ronney Jenkins, 2000
- 1,528 Darren Sproles, 2005

Most, Game

- 250 Ronney Jenkins, Nov. 18, 2001 at Oakland
- 221 Ronney Jenkins, Sept. 10, 2000 vs. N.O.
- 215 Richard Goodman, Jan. 1, 2012 at Oakland

Longest Return

- 105t Richard Goodman, Jan. 1, 2012 at Oakland
- 103t Darren Sproles, Sept. 14, 2008 at Denver
- Keith Lincoln, Sept. 16, 1962 vs. Titans of N.Y.
- 101t Andre Roberts, Jan. 2, 2022 vs. Denver

KICKOFF RETURN AVERAGE

Most Seasons Leading League (min. 10 ret.)

- 1 Jimmy Warren, 1964

Highest, Career (minimum 75 ret.)

- 25.3 Leslie "Speedy" Duncan, 1964-70
- 25.1 Darren Sproles, 2005-10
- 24.2 Ronney Jenkins, 2000-02

Highest, Season (minimum 10 ret.)

- 32.8 Andre Roberts, 2021
- 29.7 Antonio Cromartie, 2006
- 28.9 Nasir Adderley, 2020

KICKOFF RETURN TOUCHDOWNS

Most Seasons Leading League

- 2 Anthony Miller, 1988, 1989
- 1 Richard Goodman, 2011
- Ronney Jenkins, 2001
- Andre Coleman, 1995
- Nate Lewis, 1991
- Jamie Holland, 1988
- Keith Lincoln, 1962

Most, Career

- 4 Andre Coleman, 1994-96
- 3 Ronney Jenkins, 2000-02
- 2 Darren Sproles, 2005-10
- Anthony Miller, 1988-93

Most, Season

- 2 Ronney Jenkins, 2001
- Andre Coleman, 1995
- Andre Coleman, 1994
- 1 (14x) Last: Andre Roberts, 2021

Most, Game

- 1 (20x) Last: A.Roberts, Jan. 2, 2022 vs. Den.

KICKOFF RETURNS

Most Seasons Leading League

- 1 Lionel James, 1984
- James Brooks, 1982

Most, Career

- 258 Darren Sproles, 2005-10
- 166 Andre Coleman, 1994-96
- 165 Ronney Jenkins, 2000-02

Most, Season

- 67 Ronney Jenkins, 2000
- 63 Darren Sproles, 2005
- 62 Andre Coleman, 1995

Most, Game

- 8 (5x) Last: Darren Sproles, Oct. 26, 2008 at N.O. in London
- 7 (14x) Last: D.Davis, Dec. 15, 2024 vs. T.B.
- 6 (36x) Last: R.Goodman, Jan. 1, 2012 at Oak.

COMBINED KICK & PUNT RETURN YARDS

Most Seasons Leading League

- 1 James Brooks, 1982
- Leslie "Speedy" Duncan, 1965

Most, Career

- 7,404 Darren Sproles, 2005-10
- 5,037 Leslie "Speedy" Duncan, 1964-70
- 4,240 Andre Coleman, 1994-96

Most, Season

- 1,737 Andre Coleman, 1995
- 1,636 Darren Sproles, 2005
- 1,625 Darren Sproles, 2008

COMBINED KICK & PUNT RETURNS

Most Seasons Leading League

- 1 Leslie "Speedy" Duncan, 1965

Most, Career

- 372 Darren Sproles, 2005-10
- 289 Mike Fuller, 1975-80
- 272 Leslie "Speedy" Duncan, 1964-70

Most, Season

- 90 Andre Coleman, 1995
- 81 Darren Sproles, 2005
- 80 Darren Sproles, 2009

SERVICE

Most Seasons

- 17 David Binn, 1994-2010
- 16 Philip Rivers, 2004-19
- Antonio Gates, 2003-18
- 15 Dan Fouts, 1973-87
- Russ Washington, 1968-82
- 14 Don Macek, 1976-89
- Doug Wilkerson, 1971-84

Most Games

- 256 David Binn, 1994-10
- 236 Antonio Gates, 2003-18
- 228 Philip Rivers, 2004-19
- 200 Junior Seau, 1990-2002
- Russ Washington, 1968-82

Most Consecutive Games

- 225 Philip Rivers, 2005-19
- 179 David Binn, 1994-10
- 178 Russ Washington, 1968-80

Most Consecutive Starts

- 224 Philip Rivers, 2006-19
- 148 Russ Washington, 1970-80
- 140 Walt Sweeney, 1964-73

TEAM RECORDS

*NFL Record | †strike-shortened 1982 season

GAMES WON

Most, Season

- 14 2006
- 13 2009
- 12 1961, 1979, 2004, 2018

Fewest, Season

- 1 2000
- 2 1973, 1975
- 4 1962, 1972, 1986, 1991, 1997, 2003, 2015

Most Consecutive

- 15 Nov. 27, 1960-Dec. 3, 1961
- 11 (3x) Last: Sept. 17, 2006-Jan. 3, 2010
- 8 (7x) Last: Oct. 25, 2004-Dec. 13, 2004

Most Consecutive at Home

- 10 Nov. 5, 1978-Nov. 25, 1979
- 9 (3x) Last: Sept. 17, 2006-Sept. 9, 2007
- 8 (4x) Last: Sept. 17, 2006-Dec. 31, 2006

Most Consecutive on Road

- 11 Oct. 2, 1960-Nov. 12, 1961
- 6 (4x) Last: Oct. 14, 2018 -Dec. 30, 2018
- 5 (5x) Last: Oct. 14, 2018 -Dec. 13, 2018

Most Consecutive at Start of Season

- 11 1961
- 6 1994
- 4 1966, 1980, 2002

GAMES LOST

Most, Season

- 15 2000
- 12 1975, 1986, 1991, 1997, 2003, 2015, 2023
- 11 1973, 1998, 2001, 2016, 2019

Fewest, Season

- 2 1961, 1965, 2006
- 3 2009, 1963, 1982†
- 4 1960, 1979, 2004, 2018

Most Consecutive

- 11 (2x) Last: Sept. 3, 2000-Nov. 19, 2000
- 9 (5x) Last: Dec. 4, 2016-Oct. 1, 2017
- 8 (9x) Last: Dec. 4, 2016-Sept. 24, 2017

Most Consecutive at Home

- 7 Nov. 13, 2016-Oct. 1, 2017
- 6 (2x) Last: Nov. 13, 2016-Sept. 24, 2017
- 5 (11x) Last: Nov. 12, 2023-Jan. 7, 2024

Most Consecutive on Road

- 11 Oct. 6, 1985-Oct. 26, 1986
- 8 (4x) Last: Sept. 3, 2000-Dec. 17, 2000
- 7 (7x) Last: Nov. 10, 2002-Oct. 5, 2003

Most Consecutive on Road w/o Victory (Ties incl.)

- 14 Nov. 22, 1970-Nov. 19, 1972

POINTS

Most Seasons Leading League

- 6 1963, 1965, 1981, 1982, 1985, 2006

Most, Season

- 492 2006
- 478 1981
- 474 2021

Most, Game

- 58 Dec. 22, 1963 vs. Denver
- 55 Nov. 22, 1981 at Oakland
- Oct. 20, 1968 vs. Denver
- 54 Nov. 19, 2017 vs. Buffalo

Most Game, Both Teams

- 98 Dec. 8, 1985 vs. Pittsburgh
- 93 Dec. 18, 1960 vs. Titans of New York
- 90 Nov. 12, 2006 at Cincinnati

Most, Half

- 42 Nov. 12, 2006 at Cincinnati (2nd half)
- 41 Nov. 5, 1961 vs. Titans of N.Y. (2nd half)
- 37 Nov. 19, 2017 vs. Buffalo (1st half)

Most, Quarter

- 28 Nov. 25, 2018 vs. Arizona (2nd quarter)
- Nov. 15, 1964 at K.C. (2nd quarter)
- Nov. 5, 1961 vs. Titans of N.Y. (3rd quarter)
- Sept. 24, 1961 vs. Houston Oilers (2nd quarter)

Most, Quarter, Both Teams

- 41 Nov. 21, 2021 vs. Pittsburgh (4th quarter)
- Oct. 10, 2021 vs. Cleveland (4th quarter)
- 38 Dec. 26, 2021 at Houston (4th quarter)
- Sept. 14, 2008 at Denver (2nd quarter)
- Oct. 19, 1986 at Kansas City (2nd quarter)
- Oct. 6, 1963 at Denver (2nd quarter)
- Oct. 7, 1961 at Boston (2nd quarter)

Fewest, Season

- 188 1973
- 189 1975
- 212 1974

Fewest, Game

- 0 (29x) Last: Dec. 6, 2020 vs. New England

Most Consecutive Games Not Shutout

- 240 Nov. 7, 1999-Nov. 2, 2014
- 114 Oct. 4, 1992-Oct. 24, 1999
- 105 Sept. 7, 1962-Oct. 26, 1969
- 98 Nov. 16, 2014-Nov. 29, 2020

TOUCHDOWNS

Most Seasons Leading League

- 6 1963, 1979, 1981, 1982, 1985, 2006

Most, Season

- 61 1981
- 60 1985
- 59 2006

Most, Game

- 8 Dec. 8, 1985 vs. Pittsburgh
- Nov. 22, 1981 at Oakland
- 7 (9x) Last: Oct. 10, 2021 vs. Cleveland
- 6 (37x) Last: Dec. 8, 2019 at Jacksonville

Fewest, Season

- 22 1973, 1975
- 23 1998
- 25 1977, 1999

POINTS AFTER TOUCHDOWN

Most Seasons Leading League

- 5 1965, 1981, 1982, 1985, 2006

Most, Season

- 58 2006
- 55 1981
- 54 2004

Most, Game

- 7 (7x) Last: Dec. 28, 2008 vs. Denver
- 6 (30x) Last: Dec. 8, 2019 at Jacksonville
- 5 (54x) Last: Nov. 12, 2023 vs. Detroit

Fewest, Season

- 19 1973, 1998
- 20 1975
- 21 1977

TWO-POINT CONVERSIONS

Most Seasons Leading League

- 4 2008, 2010, 2018, 2021

Most, Season

- 7 2021
- 6 2018
- 3 1994

Most, Game (since 1994)

- 2 Dec. 2, 2018 at Pittsburgh
- Sept. 9, 2018 vs. Kansas City
- Oct. 25, 2015 vs. Oakland
- 1 (41x) Last: Dec. 19, 2024 vs. Denver

Most Attempts, Season

- 11 2021
- 8 2018
- 7 1994

Most Attempts, Game (since 1994)

- 3 Dec. 26, 2021 at Houston
- Sept. 9, 2018 vs. Kansas City
- Sept. 4, 1994 at Denver
- 2 (7x) Last: Dec. 19, 2024 vs. Denver
- 1 (52x) Last: Dec. 1, 2024 at Atlanta

FIELD GOALS

Most Seasons Leading League

- 2 1994, 2009

Most, Season

- 34 1994, 2013
- 32 2009
- 31 1993, 1999, 2022, 2023, 2024

Most, Game

- 6 (3x) Last: Oct. 5, 1997 at Oakland
- 5 (13x) Last: Oct. 21, 2024 at Arizona
- 4 (39x) Last: Jan. 7, 2024 vs. Kansas City

Most Attempts, Season

- 43 2001
- 40 1993
- 38 1994

Most Attempts, Game

- 7 Oct. 8, 1966 at N.Y. Jets
- 6 (6x) Last: Nov. 19, 2017 vs. Buffalo
- 5 (29x) Last: Oct. 21, 2024 at Arizona

Most, Game, Both Teams

- 9 Sept. 29, 1996 vs. Kansas City
- 8 Nov. 3, 1996 at Indianapolis
- Nov. 9, 1975 vs. New England
- 7 (17x) Last: Oct. 17, 2022 vs. Denver (OT)

Most Attempts, Game, Both Teams

- 10 (4x) Last: Dec. 12, 1999 vs. Seattle
- 9 (3x) Last: Dec. 1, 2002 vs. Denver
- 8 (24x) Last: Dec. 31, 2023 at Denver

Fewest Made, Season

- 6 1974
- 10 1976
- 12 1964, 1970, 1973, 1975

Fewest Attempts, Season

- 16 1974
- 19 1970
- 20 1962, 1976, 1988, 2003

FIRST DOWNS

Most Seasons Leading League (Total)

7 1965, 1969, 1980, 1981, 1982, 1983, 1985

Most, Season

401 2021
380 1985
379 1981

Most, Game

35 Oct. 19, 1986 at Kansas City
34 Nov. 18, 1984 vs. Miami (OT)
Dec. 20, 1982 vs. Cincinnati
33 Nov. 21, 2021 vs. Pittsburgh
Sept. 9, 2018 vs. Kansas City
Sept. 15, 2013 at Philadelphia
Oct. 31, 2004 vs. Oakland

Most, Game, Both Teams

62 Sept. 15, 1985 vs. Seattle
60 Sept. 10, 2023 vs. Miami
58 Dec. 29, 2002 vs. Seattle (OT)
Sept. 22, 1985 at Cincinnati
Nov. 18, 1984 vs. Miami (OT)

Fewest, Season

198 1973, 1975
208 1961
217 1962

Fewest, Game

3 Nov. 30, 1975 at Denver (OT)
5 Nov. 16, 2003 at Denver
Oct. 5, 1970 vs. Oakland
6 Dec. 24, 2000 vs. Pittsburgh
Nov. 22, 1987 at Seattle

Most Seasons Leading League (Rushing)

3 1963, 1965, 2006

Most by Rushing, Season

137 2006
131 2004
127 1965, 1981

Most by Rushing, Game

19 Nov. 27, 1960 vs. Oakland
18 Oct. 3, 1965 vs. Houston Oilers
17 (4x) Last: Sept. 10, 2023 vs. Miami

Fewest by Rushing, Game

0 Dec. 5, 2010 vs. Oakland
Nov. 14, 1999 at Oakland
1 (19x) Last: Dec. 15, 2024 vs. Tampa Bay
2 (54x) Last: Oct. 16, 2023 vs. Dallas

Most Seasons Leading League (Passing)

7 1968, 1971, 1980, 1981, 1982, 1983, 1985

Most by Passing, Season

259 1985
256 2021
244 1980

Most by Passing, Game

27 Sept. 15, 1985 vs. Seattle
26 Oct. 18, 2015 at Green Bay
23 Dec. 20, 1982 vs. Cincinnati
Oct. 19, 1980 vs. N.Y. Giants

Fewest by Passing, Season

89 1975
93 1973
110 1961

Fewest by Passing, Game

0 Sept. 20, 1998 at Kansas City
1 Nov. 30, 1975 at Denver (OT)
2 (3x) Last: Nov. 16, 2003 at Denver

Most Seasons Leading League (Penalty)

2 1960, 1970

Most by Penalty, Season

39 2013, 2019
37 2004, 2014
36 2016, 2020

Most by Penalty, Game

7 Oct. 17, 2022 vs. Denver (OT)
Nov. 13, 2016 vs. Tennessee
Nov. 15, 1998 vs. Baltimore
Nov. 30, 1997 vs. Denver
6 (5x) Last: Nov. 30, 2014 at Baltimore
5 (23x) Last: Nov. 21, 2021 vs. Pittsburgh

Fewest by Penalty, Season

11 1975
12 1964
13 1968

NET YARDS GAINED

Most Seasons Leading League

8 1963, 1965, 1980, 1981, 1982, 1983, 1985, 2010

Most, Season

6,744 1981
6,634 2021
6,535 1985

Most, Game

661 Dec. 20, 1982 vs. Cincinnati
593 Nov. 10, 1985 vs. L.A. Raiders
581 Oct. 20, 1968 vs. Denver

Most, Game, Both Teams

1,102 Dec. 20, 1982 vs. Cincinnati
1,057 Oct. 20, 1968 vs. Denver
1,050 Sept. 15, 2013 at Philadelphia

Fewest, Season

3,411 1975
3,622 1973
3,953 1970

Fewest, Game

70 Nov. 2, 1969 at Denver
93 Oct. 5, 1975 vs. Oakland
96 Nov. 16, 2003 at Denver

Most Total Offensive Plays, Season

1,154 1984, 2022
1,135 1980
1,129 1981

Fewest Total Offensive Plays, Season

617 1982[†]
753 1963
759 1964

RUSHING

Most Seasons Leading League (Attempts)

1 1965

Most Attempts, Season

590 1978
525 2004
522 2006

Most Attempts, Game

58 Nov. 20, 1977 vs. Oakland
53 Dec. 16, 2007 vs. Detroit
Sept. 10, 1978 vs. Oakland
Dec. 3, 1972 vs. Oakland
52 Nov. 27, 1960 vs. Oakland

Fewest Attempts, Season

267 1982[†]
351 2000
361 1966

Most Seasons Leading League (Yards)

2 1963, 1965

Most Yards, Season

2,578 2006
2,257 1990
2,248 1991

Most Yards, Game

289 Dec. 28, 2008 vs. Denver
287 Oct. 13, 1963 vs. N.Y. Jets
274 Dec. 16, 2007 vs. Detroit

Fewest Yards, Game

2 Dec. 17, 1961 vs. Boston
3 Nov. 19, 1961 vs. Dallas Texans
11 Nov. 20, 1960 vs. Buffalo

Most Seasons Leading League (Touchdowns)

4 1961, 1981, 1982, 2006

Most Touchdowns, Season

32 2006
26 1981
25 1979

Fewest Touchdowns, Season

4 2012, 2015
5 1997
6 2014

Most Touchdowns, Game

5 (4x) Last: Dec. 28, 2008 vs. Denver
4 (22x) Last: Dec. 25, 2009 at Tennessee
3 (49x) Last: Sept. 10, 2023 vs. Miami

RUSHING AVERAGE

Most Seasons Leading League

6 1960, 1963, 1965, 1969, 1991, 2003

Most, Season

5.6 1963
5.1 2003
4.9 2006

Highest, Game

8.52 Dec. 24, 1967 vs. N.Y. Jets
8.44 Dec. 22, 1963 vs. Denver
8.26 Nov. 5, 2006 vs. Cleveland

PASSING

Most Seasons Leading League (Attempts)

3 1968, 1984, 1985

Most Attempts, Season

711 2022

674 2021

667 2015

Most Attempts, Game

65 Oct. 18, 2015 at Green Bay

Oct. 19, 1986 at Kansas City

64 Jan. 9, 2022 at Las Vegas (OT)

58 Oct. 25, 2015 vs. Oakland

Dec. 22, 1985 at Kansas City

Fewest Attempts, Season

337 1975

338 1982[†]

349 1974

Fewest Attempts, Game

6 Dec. 19, 2004 at Cleveland

10 Dec. 18, 1988 vs. Kansas City

11 (2x) Last: Oct. 28, 2007 vs. Houston

Most Seasons Leading League (Completions)

3 1983, 1984, 1985

Most Completions, Season

485 2022

443 2021

442 2015

Most Completions, Game

43 Oct. 18, 2015 at Green Bay

41 Sept. 24, 2023 at Minnesota

39 Dec. 11, 2022 vs. Miami

Fewest Completions, Game

1 at Kansas City Sept. 20, 1998

3 vs. Oakland Oct. 5, 1975

4 at Cleveland Dec. 19, 2004

vs. Kansas City Nov. 2, 1986

Most Seasons Leading League (Net Yards)

11 1965, 1968, 1971, 1978, 1979, 1980, 1981, 1982,
1983, 1985, 2017

Most Net Yards Gained, Season

4,870 1985

4,800 2021

4,739 1981

Most Net Yards Gained, Game

494 Sept. 15, 1985 vs. Seattle

488 Oct. 18, 2015 at Green Bay

486 Dec. 20, 1982 vs. Cincinnati

Fewest Net Yards Gained, Season

1,610 1975

1,808 1973

2,244 1977

Fewest Net Yards Gained, Game

-22 Oct. 5, 1975 vs. Oakland

-19 Sept. 20, 1998 at Kansas City

7 Sept. 16, 1973 at Washington

Most Seasons Leading League (Touchdowns)

5 1971, 1981, 1982, 1985, 2008

Most Touchdowns, Season

38 2021

37 1985

34 1981, 2008

Fewest Touchdowns, Season

7 1975

9 1973

11 1977, 1988, 1998

Most Touchdowns, Game

7* Nov. 22, 1981 at Oakland

5 (9x) Last: Oct. 31, 2004 vs. Oakland

4 (35x) Last: Nov. 12, 2023 vs. Detroit

Most Seasons Leading League (Fewest INTs)

2 1966, 2004

Most Had Intercepted, Season

34 1962, 1998

33 1968, 1983, 1986

30 1964, 1973, 1978, 1985, 2000

Most Had Intercepted, Game

7 Dec. 13, 1998 at Seattle

Dec. 8, 1968 vs. Kansas City

6 (6x) Last: Oct. 24, 1999 vs. Green Bay

5 (14x) Last: Dec. 27, 1987 at Denver

Fewest Had Intercepted, Season

8 2004, 2023

9 2006

10 2009, 2020, 2022

SACKED ATTEMPTING TO PASS

Most Seasons Leading League (Least Sacked)

5 1963, 1964, 1967, 1968, 2017

Most Times, Season

57 1970

53 2000

51 1997

Fewest Times, Season

11 1967

12 1982[†]

18 1968, 2017

Most Times Sacked Opponent, Season

62 1986

61 2006

60 1980

Most Times Sacked Opponent, Game

11 Dec. 23, 2012 at N.Y. Jets

Nov. 16, 1986 vs. Dallas

10 Sept. 24, 1978 vs. Green Bay

9 (5x) Last: Dec. 24, 2016 at Cleveland

INTERCEPTIONS

Most Seasons Leading League (Interceptions)

3 1961, 2007, 2016

Most, Season

49* 1961

31 1969

30 1964, 2007

Most, Game

6 (6x) Last: Nov. 11, 2007 vs. Indianapolis

5 (9x) Last: Nov. 19, 2017 vs. Buffalo

4 (31x) Last: Dec. 1, 2024 at Atlanta

Most, Game, Both Teams

10 Dec. 13, 1998 at Seattle

9 Sept. 21, 1980 at Denver

Nov. 1, 1964 at Oakland

8 (11x) Last: Nov. 11, 2007 vs. Indianapolis

Fewest, Season

7 2014

9 1970, 2023

10 2005

Most Consecutive Games

46* 1960-63

Most Seasons Leading League (Return Yards)

2 1961, 1964

Most Yards Returned, Season

929* 1961

562 1979

499 1984

Most Yards Returned, Game

194 Sept. 24, 1961 vs. Houston Oilers

174 Oct. 29, 1961 vs. Denver

171 Nov. 18, 1979 vs. Pittsburgh

Fewest Yards Returned, Season

31 2023

65 2014

90 1970

Most Seasons Leading League (Return TDs)

1 1961

Most Touchdowns by Returns, Season

9* 1961

5 2012

4 1984, 2000

Most Touchdowns by Returns, Game

2 Nov. 28, 2010 at Indianapolis

Oct. 29, 1961 vs. Denver

1 (94x) Last: Dec. 1, 2024 at Atlanta

PUNTS

Most, Season

95 1998
92 2000
90 1997

Most, Game

11 (5x) Last: Oct. 11, 1998 at Oakland
10 (11x) Last: Nov. 12, 2017 at Jacksonville
9 (12x) Last: Dec. 24, 2017 at N.Y. Jets

Fewest, Season

23 1982†
45 1972
47 2011

Fewest, Game

0 (8x) Last: Sept. 19, 2021 vs. Dallas
1 (38x) Last: Oct. 9, 2022 at Cleveland
2 (85x) Last: Oct. 21, 2024 at Arizona

Fewest, Game, Both Teams

1 (3x) Last: Sept. 19, 2021 vs. Dallas
2 (9x) Last: Dec. 16, 2021 vs. Kansas City
3 (19x) Last: Dec. 15, 2024 vs. Tampa Bay

PUNT YARDS

Most Seasons Leading League (Yards)

1 1962

Most, Season

4,248 2000
4,174 1998
3,972 1997

Most, Game

522 Oct. 11, 1998 at Oakland
493 Nov. 18, 2012 at Denver
492 Nov. 10, 1974 at Kansas City

Fewest, Season

868 1982†
1,813 1972
2,123 2021

Most Seasons Leading League (Average)

4 1960, 1969, 1987, 2000

Highest Average, Season

48.1 2017
47.5 2011
47.0 2019

Lowest Average, Season

36.3 1978
36.5 1979
36.8 1975

PUNT RETURNS

Most Seasons Leading League (Returns)

1 1965

Most, Season

57 1978
52 1979
49 2003

Most, Game

8 (4x) Last: Dec. 7, 2003 at Detroit
7 (7x) Last: Dec. 7, 1978 at Houston
6 (13x) Last: Dec. 20, 2015 vs. Miami

Fewest, Season

12 1982†
18 2021
20 2015

Most Seasons Leading League (Fair Catches)

3 1968, 1969, 1991

Most Fair Catches, Season

32 1969
30 2024
29 2023

Most Fair Catches, Game

6 (3x) Last: Dec. 10, 2023 vs. Denver
5 (3x) Last: Sept. 3, 2000 at Oakland
4 (15x) Last: Oct. 27, 2024 vs. New Orleans

Fewest Fair Catches, Season

0 1960, 1961, 1962, 1963, 1964, 1965, 1975
1 1976
3 1977

PUNT RETURN YARDS

Most Seasons Leading League (Return Yards)

1 1965

Most, Season

590 1978
559 1996
542 1998

Most, Game

168 Nov. 2, 1997 at Cincinnati
151 Sept. 20, 1965 vs. Kansas City
139 Nov. 5, 1961 vs. Titans of N.Y.

Fewest, Season

84 2015
100 2020
107 2021

Most Seasons Leading League (Average)

3 1965, 1966, 1973

Highest Average, Season

16.0 2023
15.5 1961
14.7 1996

Lowest Average, Season

4.2 2015
5.4 2019
5.6 1970, 2020

PUNT RETURN TOUCHDOWNS

Most Seasons Leading League

8 1965, 1973, 1990, 1994, 1995, 1997, 2018,
2023

Most, Season

3 1997
2 1965, 1973, 1990, 1994
1 (17x) Last: 2023

Most, Game

2† Nov. 2, 1997 at Cincinnati
1 (26x) Last: Nov. 6, 2023 at N.Y. Jets

KICKOFF RETURNS

Most Seasons Leading League

2 1982, 2003

Most, Season

84 2003
83 2000
75 1997

Most, Game

9 (7x) Last: Nov. 3, 2002 vs. N.Y. Jets
8 (15x) Last: Oct. 26, 2008 at N.O. in London
7 (52x) Last: Dec. 15, 2024 vs. Tampa Bay

Most, Game, Both Teams

17 Dec. 8, 1985 vs. Pittsburgh
16 Dec. 18, 1960 vs. Titans of New York
15 (3x) Last: Oct. 2, 1983 at N.Y. Giants

KICKOFF RETURN YARDS

Most Seasons Leading League (Return Yards)

1 1962

Most, Season

1,804 2003
1,792 2000
1,716 2001

Most, Game

269 Nov. 18, 2001 at Oakland
242 Oct. 21, 1973 vs. Atlanta
232 Dec. 13, 1964 vs. Kansas City

Fewest, Season

390 2023
474 2017
508 2016

Most Seasons Leading League (Average)

3 1988, 1990, 2001

Highest Average, Season

28.2 2024
26.0 2001
25.6 2011
25.5 2007

Lowest Average, Season

16.5 1961
17.5 1986
18.0 1992

KICKOFF RETURN TOUCHDOWNS

Most Seasons Leading League

6 1988, 1989, 1991, 1995, 2001, 2011

Most, Season

2 1988, 1994, 1995, 2001
1 1962, 1985, 1989, 1991, 1997, 2000, 2004,
2007, 2008, 2011, 2012, 2021

Most, Game

1 (20x) Last: Jan. 2, 2022 vs. Denver

PENALTIES

Most Seasons Leading League (Penalties)

4 1962, 1964, 1965, 1981

Most, Season

137 1998
129 1997
128 1981

Most, Game

19 Nov. 16, 1997 at Kansas City
16 Nov. 15, 1998 vs. Baltimore
15 Nov. 3, 1997 at Indianapolis

Fewest, Season

63 1969
64 1982†
68 1966

Fewest, Game

0 (5x) Last: Oct. 9, 2011 at Denver
1 (31x) Last: Jan. 7, 2024 vs. Kansas City
2 (42x) Last: Dec. 19, 2024 vs. Denver

Most Seasons Leading League (Penalty Yards)

3 1960, 1961, 1966

Most Yards, Season

1,229 1998
1,101 1997
1,039 1988

Most Yards, Game

148 Oct. 13, 1963 vs. N.Y. Jets
146 Nov. 15, 1998 vs. Baltimore
Nov. 16, 1997 at Kansas City
138 Nov. 16, 1981 at Seattle

FUMBLES

Most Seasons Leading League (Fewest Fumbles)

4 1963, 1966, 1993, 2021

Most, Season

44 1985

42 1983

40 1972, 1973, 1980

Most, Game

9 Sept. 24, 1978 vs. Green Bay

7 Sept. 30, 1973 vs. Cincinnati

6 (5x) Last: Dec. 13, 1987 vs. Pittsburgh

Most by Opponent, Game

9 Nov. 15, 1964 at Kansas City

7 (3x) Last: Sept. 9, 2001 vs. Washington

6 (6x) Last: Dec. 9, 1995 vs. Arizona

Most, Game, Both Teams

11 (3x) Last: Oct. 13, 1985 vs. Kansas City

10 (5x) Last: Nov. 25, 1990 vs. Seattle

9 (7x) Last: Sept. 9, 2001 vs. Washington

Fewest, Season

10 2021

13 1993

14 2009, 2013

Most Seasons Leading League (Fewest Lost Fum.)

5 1963, 1966, 1970, 1979, 1993

Most Lost, Season

22 1980, 1981, 1983

21 1973, 1978

20 1972, 1987, 2000

Most Lost, Game

6 Sept. 24, 1978 vs. Green Bay

4 (11x) Last: Dec. 14, 2023 at Las Vegas

3 (41x) Last: Nov. 26, 2023 vs. Baltimore

Most Own Recovered, Season

25 1985

21 1979

20 1972, 1973, 1975, 1983

Most Own Recovered, Game

5 (5x) Last: Dec. 26, 1999 vs. Oakland

4 (7x) Last: Sept. 14, 2014 vs. Seattle

3 (43x) Last: Nov. 6, 2023 at N.Y. Jets

Fewest Own Recovered, Season

3 2021

4 1963, 2013

7 1989, 2009

Most Opponents Recovered, Season

22 1986

18 1973, 1979, 1980, 1981, 2007

17 1960, 1961, 1963, 1983, 1984

Fewest Opponents Recovered, Season

3 2019

4 2011

5 1963

POINTS ALLOWED

Most Seasons Leading League (Fewest Points)

2 1961, 1963

Most, Season

462 1983

459 2021

441 2003

Most, Game

63 Dec. 14, 2023 at Las Vegas

57 Oct. 1, 2000 at St. Louis

52 Nov. 25, 1984 at Pittsburgh

Most, Quarter

31 Dec. 8, 1963 at Oakland (4th quarter)

30 Nov. 20, 1983 at St. Louis Cardinals (2nd quarter)

28 (5x) Last: Nov. 28, 1999 at Min. (2nd quarter)

Fewest, Season

205 1977

219 1961

221 1982[†]

Fewest, Game

0 (19x) Last: Dec. 3, 2023 at New England

3 (18x) Last: Sept. 15, 2024 at Carolina

6 (20x) Last: Nov. 6, 2023 at N.Y. Jets

FIRST DOWNS ALLOWED

Most Seasons Leading League (Fewest Total)

1 2010

Most, Season

383 2021

365 1981

364 1985

Most, Game

34 Sept. 14, 2008 at Denver

Dec. 29, 2002 vs. Seattle

Nov. 19, 2000 at Denver

33 Sept. 26, 2021 at Kansas City

Sept. 23, 2018 at L.A. Rams

Nov. 23, 2003 vs. Cincinnati

32 Oct. 4, 2009 at Pittsburgh

Fewest, Season

190 1965

196 1982[†]

224 1962

Fewest, Game

5 Dec. 12, 2010 vs. Kansas City

Sept. 19, 1976 at Tampa Bay

6 Oct. 11, 1998 at Oakland

Oct. 22, 1961 at Oakland

7 (6x) Last: Sept. 15, 2024 at Carolina

Most by Rushing, Season

154 1975

144 2021

143 1971

Most by Rushing, Game

19 (3x) Last: Nov. 22, 1987 at Seattle

17 Sept. 23, 1962 vs. Houston

16 Oct. 16, 1977 vs. New England

Dec. 18, 1966 vs. Kansas City

Fewest by Rushing, Season

54 1965

65 1982[†]

71 1969

Fewest by Rushing, Game

0 (5x) Last: Nov. 28, 2010 at Indianapolis

1 (25x) Last: Sept. 8, 2024 vs. Las Vegas

2 (47x) Last: Nov. 6, 2023 at N.Y. Jets

Most Seasons Leading League (Fewest Passing)

1 2014

Most by Passing, Season

218 1985

216 1981

213 2008

Most by Passing, Game

24 Nov. 19, 2000 at Denver

23 Sept. 10, 2023 vs. Miami

Sept. 18, 2011 at New England

22 (4x) Last: Nov. 15, 2009 vs. Philadelphia

Fewest by Passing, Season

105 1977

114 1971

116 1965

Fewest by Passing, Game

1 (3x) Last: Dec. 28, 2003 vs. Oakland

2 (6x) Last: Dec. 19, 2004 at Cleveland

3 (13x) Last: Sept. 15, 2024 at Carolina

Most Seasons Leading League (Fewest Penalty)

1 1992

Most by Penalty, Season

41 2000, 2004, 2014

40 2021

35 1981, 1997, 1998

Most by Penalty, Game

7 Sept. 24, 2023 at Minnesota

Nov. 5, 2006 vs. Cleveland

6 (9x) Last: Sept. 24, 2017 vs. Kansas City

5 (23x) Last: Jan. 9, 2022 at Las Vegas (OT)

Fewest by Penalty, Season

12 1982[†]

13 1969, 1992

14 1976

NET YARDS ALLOWED

Most Seasons Leading League (Fewest Net Yards)

4 1961, 1965, 1998, 2010

Most, Season

6,265 1985

6,170 2023

6,136 1981

Most, Game

614 Oct. 1, 2000 at St. Louis

591 Dec. 29, 2002 vs. Seattle

553 Sept. 22, 1996 at Oakland

Fewest, Season

3,253 1982[†]

3,268 1965

3,652 1977

Fewest, Game

58 Oct. 22, 1961 at Oakland

67 Dec. 12, 2010 vs. Kansas City

99 Nov. 1, 1992 vs. Indianapolis

RUSHING ALLOWED

Most Seasons Leading League (Fewest Att.)

3 1965, 1979, 2004

Most Attempts, Season

606 1975

559 1973

552 1983

Most Attempts, Game

61 Oct. 25, 1981 at Chicago (OT)

60 Nov. 30, 1975 at Denver (OT)

59 Sept. 18, 1977 at Oakland

Fewest Attempts, Season

230 1982[†]

306 1965

355 2004

Fewest Attempts, Game

9 Dec. 16, 2007 vs. Detroit

Sept. 7, 1986 vs. Miami

10 (2x) Last: Sept. 16, 2012 vs. Tennessee

11 (6x) Last: Nov. 3, 2019 vs. Green Bay

Most Seasons Leading League (Fewest Yards)

3 1965, 1998, 2005

Most Yards, Season

2,478 2022

2,442 1975

2,403 1966

Most Yards, Game

378 Nov. 4, 2007 at Minnesota

355 Dec. 20, 2014 at San Francisco

328 Nov. 30, 1975 at Denver (OT)

Fewest Yards, Season

961 1982[†]

1,094 1965

1,140 1998

Fewest Yards, Game

2 Oct. 22, 1961 at Oakland

11 Dec. 17, 2000 at Carolina

13 Oct. 5, 1997 at Oakland

Most Seasons Leading League (Fewest TDs)

2 1961, 1963

Most Touchdowns, Season

26 1983

25 1971, 1981, 1985

23 1973, 1984

Fewest Touchdowns, Season

7 1961, 1965

8 1999, 2011

10 (12x) Last: 2012

Most Touchdowns, Game

5 Oct. 21, 1973 vs. Atlanta

Sept. 18, 1960 at Houston

4 (11x) Last: Nov. 3, 2013 at Washington

3 (51x) Last: Nov. 12, 2023 vs. Detroit

PASSING ALLOWED

Most Seasons Leading League (Fewest Att.)

2 1966, 2019

Most Attempts, Season

636 1996

607 2002, 2004

605 2008

Most Attempts, Game

61 Sept. 20, 1987 vs. St. Louis

58 (2x) Last: Oct. 3, 2004 vs. Tennessee

57 (2x) Last: Sept. 22, 1996 at Oakland

Fewest Attempts, Season

330 1977

341 1973

342 1982[†]

Fewest Attempts, Game

7 Nov. 6, 1977 at Detroit

12 (2x) Last: Dec. 10, 1972 at Denver

13 (4x) Last: Oct. 4, 1987 at Cincinnati

Most Seasons Leading League (Fewest Cmp.)

1 1966

Most Completions, Season

411 2008

389 2023

375 2002

Most Completions, Game

40 Dec. 20, 1982 vs. Cincinnati

39 Oct. 3, 2004 vs. Tennessee

37 Oct. 9, 1994 Kansas City

Fewest Completions, Season

170 1966

172 1977

177 1973

Fewest Completions, Game

3 Sept. 19, 1976 at Tampa Bay

5 (5x) Last: Oct. 4, 1987 at Cincinnati

6 (6x) Last: Dec. 28, 2003 vs. Oakland

Most Seasons Leading League (Fewest Net Yds)

4 1961, 1964, 1965, 2010

Most Net Yards, Season

4,311 1981

4,295 2002

4,293 1985

Most Net Yards, Game

466 Sept. 10, 2023 vs. Miami

453 Nov. 10, 2002 at St. Louis

451 Oct. 1, 2000 at St. Louis

Fewest Net Yards, Season

1,725 1977

2,155 1966

2,174 1965

Fewest Net Yards, Game

-13 Oct. 4, 1987 at Cincinnati

-4 Sept. 19, 1976 at Tampa Bay

0 Dec. 28, 2003 vs. Oakland

Dec. 6, 1970 vs. Cincinnati

Most Seasons Leading League (Fewest TDs)

4 1963, 1965, 1966, 1979

Most Touchdowns, Season

36 2003

33 2000

31 1997

Most Touchdowns, Game

5 (9x) Last: Dec. 14, 2023 at Las Vegas

4 (32x) Last: Dec. 15, 2024 vs. Tampa Bay

3 (117x) Last: Nov. 17, 2024 vs. Cincinnati

Fewest Touchdowns, Season

10 1982[†]

11 1979

13 1966, 1970, 1974

PUNT RETURNS ALLOWED

Most Seasons Leading League (Fewest Returns)

7 1960, 1963, 1966, 1967, 1968, 1982, 2004

Most by Opponents, Season

56 1988

51 1996, 2000

49 1998

Fewest by Opponents, Season

7 1982[†]

16 1968

17 1960, 1972

Most Yards by Opponents, Season

722 2000

612 1996

601 1976

Most Yards by Opponent, Game

160 Sept. 13, 2010 at Kansas City

150 Dec. 27, 1987 at Denver

145 Dec. 6, 2020 vs. New England

KICKOFF RETURNS ALLOWED

Most Seasons Leading League (Fewest Returns)

1 1975

Most by Opponent, Season

90 2006

88 1981

87 2009

Fewest by Opponent, Season

11 2023

15 2022

21 2016

Most by Opponent, Game

10 (4x) Last: Dec. 16, 2007 vs. Detroit

9 (7x) Last: Nov. 28, 2010 at Indianapolis

8 (25x) Last: Nov. 24, 2013 at Kansas City

CAREER TOP-10

RUSHING YARDS

1. LaDainian Tomlinson, 2001-09	12,490
2. Paul Lowe, 1960-68	4,972
3. Austin Ekeler, 2017-23	4,355
4. Marion Butts, 1989-93	4,297
5. Melvin Gordon, 2015-19	4,240
6. Ryan Mathews, 2010-14	4,061
7. Natrone Means, 1993-95, 98-99	3,885
8. Chuck Muncie, 1980-84	3,309
9. Don Woods, 1974-80	2,858
10. Keith Lincoln, 1961-66, 68	2,698

RUSHING TOUCHDOWNS

1. LaDainian Tomlinson, 2001-09	138
2. Chuck Muncie, 1980-84	43
3. Austin Ekeler, 2017-23	39
4. Paul Lowe, 1960-68	38
5. Melvin Gordon, 2015-19	36
6. Natrone Means, 1993-95, 98-99	34
7. Marion Butts, 1989-93	31
8. Ryan Mathews, 2010-14	23
9. Mike Tolbert, 2008-11	20
10. Tim Spencer, 1985-90	19

RUSHING ATTEMPTS

1. LaDainian Tomlinson, 2001-09	2,880
2. Melvin Gordon, 2015-19	1,059
3. Marion Butts, 1989-93	1,031
4. Paul Lowe, 1960-68	1,015
5. Natrone Means, 1993-95, 98-99	1,013
6. Austin Ekeler, 2017-23	990
7. Ryan Mathews, 2010-14	923
8. Chuck Muncie, 1980-84	773
9. Don Woods, 1974-80	713
10. Keith Lincoln, 1961-66, 68	573

TOTAL YARDS FROM SCRIMMAGE

1. LaDainian Tomlinson, 2001-09	16,445
2. Antonio Gates, 2003-18	11,841
3. Keenan Allen, 2013-23	10,643
4. Lance Alworth, 1962-70	9,721
5. Charlie Joiner, 1976-86	9,191
6. Austin Ekeler, 2017-23	8,239
7. Gary Garrison, 1966-76	7,562
8. Kellen Winslow, 1979-87	6,741
9. Wes Chandler, 1981-87	6,197
10. Melvin Gordon, 2015-19	6,113

PASSING YARDS

1. Philip Rivers, 2004-19	59,271
2. Dan Fouts, 1973-87	43,040
3. John Hadl, 1962-72	26,938
4. Justin Herbert, 2020-24	20,466
5. Stan Humphries, 1992-97	16,085
6. Drew Brees, 2001-05	12,348
7. Jack Kemp, 1960-62	5,996
8. Doug Flutie, 2001-04	4,901
9. John Friesz, 1990-93	4,396
10. Jim Harbaugh, 1999-2000	4,177

TOUCHDOWN PASSES

1. Philip Rivers, 2004-19	397
2. Dan Fouts, 1973-87	254
3. John Hadl, 1962-72	201
4. Justin Herbert, 2020-24	132
5. Stan Humphries, 1992-97	85
6. Drew Brees, 2001-05	80
7. Jack Kemp, 1960-62	37
8. Tobin Rote, 1963-64	29
9. Doug Flutie, 2001-04	25
10. Billy Joe Tolliver, 1989-90	21

PASS ATTEMPTS

1. Philip Rivers, 2004-19	7,591
2. Dan Fouts, 1973-87	5,604
3. John Hadl, 1962-72	3,640
4. Justin Herbert, 2020-24	2,852
5. Stan Humphries, 1992-97	2,350
6. Drew Brees, 2001-05	1,809
7. Jack Kemp, 1960-62	815
8. John Friesz, 1990-93	747
9. Doug Flutie, 2001-04	737
10. Jim Harbaugh, 1999-2000	636

PASS COMPLETIONS

1. Philip Rivers, 2004-19	4,908
2. Dan Fouts, 1973-87	3,297
3. Justin Herbert, 2020-24	1,891
4. John Hadl, 1962-72	1,824
5. Stan Humphries, 1992-97	1,335
6. Drew Brees, 2001-05	1,125
7. Doug Flutie, 2001-04	408
8. John Friesz, 1990-93	401
9. Jack Kemp, 1960-62	389
10. Jim Harbaugh, 1999-2000	372

PASSES INTERCEPTED

1. Dan Fouts, 1973-87	242
2. John Hadl, 1962-72	211
3. Philip Rivers, 2004-19	198
4. Stan Humphries, 1992-97	73
5. Drew Brees, 2001-05	53
6. Jack Kemp, 1960-62	49
7. Justin Herbert, 2020-24	45
8. Ryan Leaf, 1998-2000	33
9. Tobin Rote, 1963-64	32
10. Craig Whelihan, 1995-98	29

RECEIVING YARDS

1. Antonio Gates, 2003-18	11,841
2. Keenan Allen, 2013-23	10,530
3. Lance Alworth, 1962-70	9,584
4. Charlie Joiner, 1976-86	9,203
5. Gary Garrison, 1966-76	7,533
6. Kellen Winslow, 1979-87	6,741
7. Wes Chandler, 1981-87	6,132
8. Anthony Miller, 1988-93	5,582
9. Malcom Floyd, 2004-15	5,550
10. Mike Williams, 2017-23	4,806

RECEIVING TOUCHDOWNS

1. Antonio Gates, 2003-18	116
2. Lance Alworth, 1962-70	81
3. Keenan Allen, 2013-23	59
4. Gary Garrison, 1966-76	58
5. Charlie Joiner, 1976-86	47
6. Kellen Winslow, 1979-87	45
7. Wes Chandler, 1981-87	41
8. Vincent Jackson, 2005-11	37
9. Anthony Miller, 1988-93	37
10. John Jefferson, 1978-80	36

RECEPTIONS

1. Antonio Gates, 2003-18	955
2. Keenan Allen, 2013-23	904
3. Charlie Joiner, 1976-86	586
4. Kellen Winslow, 1979-87	541
5. LaDainian Tomlinson, 2001-09	530
6. Lance Alworth, 1962-70	493
7. Austin Ekeler, 2017-23	440
8. Gary Garrison, 1966-76	404
9. Ronnie Harmon, 1990-95	377
10. Anthony Miller, 1988-93	374

QUARTERBACK SACKS

1. Leslie O'Neal, 1986, 1988-95	105.5
2. Joey Bosa, 2016-24	72.0
3. Shaun Phillips, 2004-12	69.5
4. Gary Johnson, 1975-84	67.0
5. Lee Williams, 1984-90	65.5
6. Fred Dean, 1975-81	53.5
7. Melvin Ingram, 2012-20	49.0
8. Junior Seau, 1990-2002	47.0
9. Raylee Johnson, 1993-2003	46.0
10. Shawne Merriman, 2005-09	43.5
Leroy Jones, 1976-83	43.5

INTERCEPTIONS

1. Gill Byrd, 1983-92	42
2. Dick Harris, 1960-65	29
3. Rodney Harrison, 1994-2002	26
4. Kenny Graham, 1964-69	25
5. Mike Williams, 1975-82	24
6. Joe Beauchamp, 1966-75	23
7. Quentin Jammer, 2002-12	21
Woodrowe Lowe, 1976-86	21
Bob Howard, 1967-74	21
Leslie "Speedy" Duncan, 1964-70	21

INTERCEPTION RETURN YARDS

1. Gill Byrd, 1983-92	546
2. Charlie McNeil, 1960-64	502
3. Kenny Graham, 1964-69	477
4. Joe Beauchamp, 1966-75	433
5. Dick Harris, 1960-65	413
6. Rodney Harrison, 1994-2002	345
7. Woodrowe Lowe, 1976-86	343
8. Darren Carrington, 1991-94	337
9. Leslie "Speedy" Duncan, 1964-70	322
10. Glen Edwards, 1978-81	309

INTERCEPTION TOUCHDOWNS

1. Kenny Graham, 1964-69	5
Dick Harris, 1960-65	5
Woodrowe Lowe, 1976-86	4
Eric Weddle, 2007-13	3
Joe Beauchamp, 1966-75	3
6. Desmond King, 2017-20	2
Shaun Phillips, 2004-12	2
Demorrio Williams, 2012	2
Antonio Cromartie, 2006-09	2
Clinton Hart, 2004-09	2
Donnie Edwards, 2002-06	2
Rodney Harrison, 1994-2002	2
Stanley Richard, 1991-94	2
Donald Frank, 1990-93	2
Gill Byrd, 1983-92	2
Gary Johnson, 1975-84	2
Leslie "Speedy" Duncan, 1964-70	2
Earl Faison, 1961-66	2
Charlie McNeil, 1960-64	2
Bob Laraba, 1960-61	2

TOUCHDOWNS SCORED

1. LaDainian Tomlinson, 2001-09	153
2. Antonio Gates, 2003-18	116
3. Lance Alworth, 1962-70	83
4. Austin Ekeler, 2017-23	69
5. Keenan Allen, 2013-23	60
6. Gary Garrison, 1966-76	58
7. Melvin Gordon, 2015-19	47
Charlie Joiner, 1976-86	47
9. Paul Lowe, 1960-68	46
10. Kellen Winslow, 1979-87	45
Chuck Muncie, 1980-84	45

POINTS SCORED

1.	John Carney, 1990-2000.....	1,076
2.	LaDainian Tomlinson, 2001-09	918
3.	Nate Kaeding, 2004-12.....	889
4.	Rolf Benirschke, 1977-86	766
5.	Antonio Gates, 2003-18.....	700
6.	Nick Novak, 2011-14, 17	503
7.	Lance Alworth, 1962-70.....	500
8.	Austin Ekeler, 2017-23.....	418
9.	Dennis Pardee, 1968-75	380
10.	Keenan Allen, 2013-23	364

FIELD GOALS

1.	John Carney, 1990-2000.....	261
2.	Nate Kaeding, 2004-12.....	180
3.	Rolf Benirschke, 1977-86	146
4.	Nick Novak, 2011-14, 17	110
5.	Cameron Dicker, 2022-24	81
6.	Dennis Pardee, 1968-75	71
7.	Michael Badgley, 2018-20	52
	Josh Lambo, 2015-16	52
9.	George Blair, 1961-64	50
10.	Steve Christie, 2001-03	42

FIELD GOAL ATTEMPTS

1.	John Carney, 1990-2000.....	320
2.	Rolf Benirschke, 1977-86	208
3.	Nate Kaeding, 2004-12.....	207
4.	Nick Novak, 2011-14, 17	130
5.	Dennis Pardee, 1968-75	121
6.	Cameron Dicker, 2022-24	86
7.	George Blair, 1961-64	80
8.	Ray Wersching, 1973-76	68
9.	Michael Badgley, 2018-20	65
10.	Josh Lambo, 2015-16	64

KICKOFF RETURN YARDS

1.	Darren Sproles, 2005-10	6,469
2.	Ronney Jenkins, 2000-02.....	3,997
3.	Andre Coleman, 1994-96	3,914
4.	Leslie "Speedy" Duncan, 1964-70.....	3,386
5.	James Brooks, 1981-83.....	2,305
6.	Kenny Bynum, 1997-2000.....	2,182
7.	Lionel James, 1984-88	2,094
8.	Nate Lewis, 1990-93.....	2,047
9.	Artie Owens, 1976-79	1,998
10.	Tim Dwight, 2001-04	1,876

KICKOFF RETURN TOUCHDOWNS

1.	Andre Coleman, 1994-96	4
2.	Ronney Jenkins, 2000-02.....	3
3.	Darren Sproles, 2005-10	2
	Anthony Miller, 1988-93	2
5.	Andre Roberts, 2021.....	1
	Micheal Spurlock, 2012	1
	Tim Dwight, 2001-04	1
	Richard Goodman, 2010-11	1
	Rodney Harrison, 1994-2002	1
	Nate Lewis, 1990-93.....	1
	Jamie Holland, 1987-89	1
	Gary Anderson, 1985-88.....	1
	Keith Lincoln, 1960-66.....	1

KICKOFF RETURNS

1.	Darren Sproles, 2005-10	258
2.	Andre Coleman, 1994-96	166
3.	Ronney Jenkins, 2000-02.....	165
4.	Leslie "Speedy" Duncan, 1964-70.....	134
5.	Kenny Bynum, 1997-2000.....	107
6.	James Brooks, 1981-83.....	105
7.	Lionel James, 1984-88	99
8.	Nate Lewis, 1990-93.....	92
9.	Artie Owens, 1976-79	88
10.	Tim Dwight, 2001-04	80

PUNT RETURN YARDS

1.	Mike Fuller, 1975-80.....	2,388
2.	Leslie "Speedy" Duncan, 1964-70.....	1,651
3.	Darrien Gordon, 1993-94, 96.....	1,407
4.	Lionel James, 1984-88	1,193
5.	Darren Sproles, 2005-10	935
6.	Eric Parker, 2002-06.....	881
7.	Derius Davis, 2023-24.....	575
8.	James Brooks, 1981-83.....	565
9.	Tim Dwight, 2001-04	508
10.	Eric Metcalf, 1997	489

PUNT RETURN TOUCHDOWNS

1.	Leslie "Speedy" Duncan, 1964-70.....	4
2.	Eric Metcalf, 1997	3
	Darrien Gordon, 1993-94, 96.....	3
4.	Desmond King, 2017-20	2
	Darren Sproles, 2005-10	2
	Lionel James, 1984-88	2
	Mike Fuller, 1975-80.....	2
	Ron Smith, 1973	2
9.	Derius Davis, 2023-24.....	1
	Travis Benjamin, 2017-19	1
	Micheal Spurlock, 2012	1
	Tim Dwight, 2001-04	1
	Andre Coleman, 1994-96	1
	Nate Lewis, 1990-93.....	1
	Kitrick Taylor, 1990-91	1
	Keith Lincoln, 1961-68	1

PUNT RETURNS

1.	Mike Fuller, 1975-80.....	212
2.	Leslie "Speedy" Duncan, 1964-70.....	138
3.	Lionel James, 1984-88	124
4.	Darren Sproles, 2005-10	114
5.	Eric Parker, 2002-06.....	105
6.	Darrien Gordon, 1993-94, 96.....	103
7.	James Brooks, 1981-83.....	52
8.	Tim Dwight, 2001-04	46
9.	Desmond King, 2017-20	45
	Eric Metcalf, 1997	45

SEASONS

1.	David Binn, 1994-2010	17
2.	Philip Rivers, 2004-16.....	16
	Antonio Gates, 2003-18.....	16
3.	Dan Fouts, 1973-87	15
	Russ Washington, 1968-82.....	15
6.	Doug Wilkerson, 1971-84.....	14
	Don Macek, 1976-89	14
8.	Mike Scifres, 2003-15	13
	Junior Seau, 1990-2002	13
10.	Jamal Williams, 1998-2009	12

GAMES PLAYED

1.	David Binn, 1994-2010.....	256
2.	Antonio Gates, 2003-18.....	236
3.	Philip Rivers, 2004-19.....	228
4.	Junior Seau, 1990-2002	200
	Russ Washington, 1968-82.....	200
6.	Mike Scifres, 2003-15	195
	Doug Wilkerson, 1971-84.....	195
8.	Dan Fouts, 1973-87	181
9.	Quentin Jammer, 2002-12.....	172
10.	Charlie Joiner, 1976-86	164
	Woodrow Lowe, 1976-86	164

SINGLE-SEASON TOP-10

RUSHING YARDS

1.	LaDainian Tomlinson, 2006	1,815
2.	LaDainian Tomlinson, 2002	1,683
3.	LaDainian Tomlinson, 2003	1,645
4.	LaDainian Tomlinson, 2007	1,474
5.	LaDainian Tomlinson, 2005	1,462
6.	Natrone Means, 1994	1,350
7.	LaDainian Tomlinson, 2004	1,335
8.	Ryan Mathews, 2013	1,255
9.	LaDainian Tomlinson, 2001	1,236
10.	Marion Butts, 1990	1,225

RUSHING TOUCHDOWNS

1.	LaDainian Tomlinson, 2006	28
2.	Chuck Muncie, 1981	19
3.	LaDainian Tomlinson, 2005	18
4.	LaDainian Tomlinson, 2004	17
5.	LaDainian Tomlinson, 2007	15
6.	LaDainian Tomlinson, 2002	14
7.	Austin Ekeler, 2022	13
	LaDainian Tomlinson, 2003	13
8.	Austin Ekeler, 2021	12
	LaDainian Tomlinson, 2009	12
	Natrone Means, 1994	12
	Chuck Muncie, 1983	12
	Clarence Williams, 1979	12

RUSHING ATTEMPTS

1.	LaDainian Tomlinson, 2002	372
2.	LaDainian Tomlinson, 2006	348
3.	Natrone Means, 1994	343
4.	LaDainian Tomlinson, 2005	339
	LaDainian Tomlinson, 2004	339
	LaDainian Tomlinson, 2001	339
7.	LaDainian Tomlinson, 2007	315
8.	LaDainian Tomlinson, 2003	313
9.	Earnest Jackson, 1984	296
10.	LaDainian Tomlinson, 2008	292

TOTAL YARDS FROM SCRIMMAGE

1.	LaDainian Tomlinson, 2003	2,370
2.	LaDainian Tomlinson, 2006	2,323
3.	LaDainian Tomlinson, 2002	2,172
4.	LaDainian Tomlinson, 2007	1,949
5.	LaDainian Tomlinson, 2005	1,832
6.	LaDainian Tomlinson, 2004	1,776
7.	Austin Ekeler, 2022	1,637
8.	LaDainian Tomlinson, 2001	1,603
9.	Lance Alworth, 1965	1,590
10.	Natrone Means, 1994	1,585

PASSING YARDS

1.	Justin Herbert, 2021	5,014
2.	Dan Fouts, 1981	4,802
3.	Philip Rivers, 2015	4,792
4.	Justin Herbert, 2022	4,739
5.	Dan Fouts, 1980	4,715
6.	Philip Rivers, 2010	4,710
7.	Philip Rivers, 2011	4,624
8.	Philip Rivers, 2019	4,615
9.	Philip Rivers, 2017	4,515
10.	Philip Rivers, 2013	4,478

TOUCHDOWN PASSES

1.	Justin Herbert, 2021	38
2.	Philip Rivers, 2008	34
	Philip Rivers, 2016	33
	Dan Fouts, 1981	33
5.	Philip Rivers, 2018	32
	Philip Rivers, 2013	32
7.	Justin Herbert, 2020	31
	Philip Rivers, 2014	31
9.	Philip Rivers, 2010	30
	Dan Fouts, 1980	30

PASS ATTEMPTS

1.	Justin Herbert, 2022	699
2.	Justin Herbert, 2021	672
3.	Philip Rivers, 2015	661
4.	Dan Fouts, 1981	609
5.	Justin Herbert, 2020	595
6.	Philip Rivers, 2019	591
7.	Dan Fouts, 1980	589
8.	Philip Rivers, 2011	582
9.	Philip Rivers, 2016	578
10.	Philip Rivers, 2017	575

PASS COMPLETIONS

1.	Justin Herbert, 2022	477
2.	Justin Herbert, 2021	443
3.	Philip Rivers, 2015	437
4.	Justin Herbert, 2020	396
5.	Philip Rivers, 2019	390
6.	Philip Rivers, 2014	379
7.	Philip Rivers, 2013	378
8.	Philip Rivers, 2011	366
9.	Dan Fouts, 1981	360
	Philip Rivers, 2017	360

PASSES INTERCEPTED

1.	John Hadl, 1968	32
2.	John Hadl, 1972	26
3.	John Hadl, 1971	25
	Jack Kemp, 1960	25
5.	Dan Fouts, 1980	24
	Dan Fouts, 1979	24
	John Hadl, 1962	24
8.	Dan Fouts, 1986	22
	John Hadl, 1967	22
	Jack Kemp, 1961	22

RECEIVING YARDS

1.	Lance Alworth, 1965	1,602
2.	Keenan Allen, 2017	1,393
3.	Lance Alworth, 1966	1,383
4.	John Jefferson, 1980	1,340
5.	Lance Alworth, 1968	1,312
6.	Kellen Winslow, 1980	1,290
7.	Anthony Miller, 1989	1,252
8.	Keenan Allen, 2023	1,243
9.	Lance Alworth, 1964	1,235
10.	Tony Martin, 1995	1,224

RECEIVING TOUCHDOWNS

1.	Tony Martin, 1996	14
	Lance Alworth, 1965	14
3.	Antonio Gates, 2004	13
	John Jefferson, 1980	13
	John Jefferson, 1978	13
	Lance Alworth, 1966	13
	Lance Alworth, 1964	13
8.	Antonio Gates, 2014	12
	Gary Garrison, 1970	12
10.	Lance Alworth, 1963	11

RECEPTIONS

1.	Keenan Allen, 2023	108
2.	Austin Ekeler, 2022	107
3.	Keenan Allen, 2021	106
4.	Keenan Allen, 2019	104
5.	Keenan Allen, 2017	102
6.	Keenan Allen, 2020	100
	LaDainian Tomlinson, 2003	100
8.	Keenan Allen, 2018	97
9.	Austin Ekeler, 2019	92
10.	Tony Martin, 1995	90

QUARTERBACK SACKS (since 1982)

1.	Khalil Mack, 2023	17.0
	Shawne Merriman, 2006	17.0
	Leslie O'Neal, 1992	17.0
4.	Lee Williams, 1986	15.0
5.	Lee Williams, 1989	14.0
6.	Leslie O'Neal, 1990	13.5
7.	Marcellus Wiley, 2001	13.0
8.	Joey Bosa, 2017	12.5
	Shawne Merriman, 2007	12.5
	Leslie O'Neal, 1995	12.5
	Leslie O'Neal, 1994	12.5
	Leslie O'Neal, 1989	12.5
	Leslie O'Neal, 1986	12.5

INTERCEPTIONS

1.	Antonio Cromartie, 2007	10
2.	Charlie McNeil, 1961	9
3.	Ryan McNeil, 2001	8
	Dick Harris, 1963	8
	Claude Gibson, 1962	8
	Bob Zeman, 1961	8
7.	Casey Hayward, 2016	7
	Eric Weddle, 2011	7
	Darren Carrington, 1993	7
	Gill Byrd, 1990	7
	Gill Byrd, 1989	7
	Gill Byrd, 1988	7
	Danny Walters, 1983	7
	Bryant Salter, 1972	7
	Jim Hill, 1969	7
	Leslie "Speedy" Duncan, 1966	7
	Bud Whitehead, 1965	7
	Dick Harris, 1961	7

INTERCEPTION RETURN YARDS

1.	Charlie McNeil, 1961	349
2.	Stanley Richard, 1994	224
3.	Vencie Glenn, 1987	166
4.	Gill Byrd, 1984	157
5.	Jeff Dale, 1986	153
6.	Darren Carrington, 1992	152
7.	Bob Laraba, 1961	151
8.	Woodrow Lowe, 1979	150
9.	Antonio Cromartie, 2007	144
10.	Dick Harris, 1961	140

INTERCEPTION TOUCHDOWNS

1.	Dick Harris, 1961	3
2.	Demorrio Williams, 2012	2
	Clinton Hart, 2005	2
	Stanley Richard, 1994	2
	Gill Byrd, 1984	2
	Woodrow Lowe, 1979	2
	Kenny Graham, 1969	2
	Joe Beauchamp, 1968	2
	Bob Laraba, 1961	2
	Charlie McNeil, 1961	2

TOUCHDOWNS SCORED

1.	LaDainian Tomlinson, 2006	31
2.	Austin Ekeler, 2021	20
	LaDainian Tomlinson, 2005	20
4.	Chuck Muncie, 1981	19
5.	Austin Ekeler, 2022	18
	LaDainian Tomlinson, 2007	18
	LaDainian Tomlinson, 2004	18
8.	LaDainian Tomlinson, 2003	17
9.	LaDainian Tomlinson, 2002	15
	Lance Alworth, 1964	15

POINTS SCORED

1.	LaDainian Tomlinson, 2006	186
2.	Nate Kaeding, 2009	146
3.	Nick Novak, 2013	144
4.	Nate Kaeding, 2006	136
5.	John Carney, 1994	135
6.	Cameron Dicker, 2023	128
7.	Nate Kaeding, 2008	127
8.	Austin Ekeler, 2021	124
	John Carney, 1993	124
10.	Nick Novak, 2011	122

FIELD GOALS

1.	Nick Novak, 2013	34
	John Carney, 1994	34
3.	Nate Kaeding, 2009	32
4.	Cameron Dicker, 2024	31
	Cameron Dicker, 2023	31
	John Carney, 1999	31
	John Carney, 1993	31
8.	John Carney, 1996	29
9.	Nick Novak, 2011	27
	Nate Kaeding, 2008	27

FIELD GOAL ATTEMPTS

1.	John Carney, 1993	40
2.	John Carney, 1994	38
3.	Nick Novak, 2013	37
4.	John Carney, 1999	36
	John Carney, 1996	36
	Rolf Benirschke, 1980	36
7.	Nate Kaeding, 2009	35
8.	Nick Novak, 2011	34
9.	Cameron Dicker, 2024	33
	Cameron Dicker, 2023	33
	Michael Badgley, 2020	33

KICKOFF RETURN YARDS

1.	Ronney Jenkins, 2001	1,541
2.	Ronney Jenkins, 2000	1,531
3.	Darren Sproles, 2005	1,528
4.	Andre Coleman, 1995	1,411
5.	Darren Sproles, 2008	1,376
6.	Darren Sproles, 2009	1,300
7.	Andre Coleman, 1994	1,293
8.	Darren Sproles, 2010	1,257
9.	Tim Dwight, 2004	1,222
10.	Andre Coleman, 1996	1,210

KICKOFF RETURN TOUCHDOWNS

1.	Ronney Jenkins, 2001	2
	Andre Coleman, 1995	2
	Andre Coleman, 1994	2
4.	Andre Roberts, 2021	1
	Micheal Spurlock, 2012	1
	Richard Goodman, 2011	1
	Darren Sproles, 2008	1
	Darren Sproles, 2007	1
	Tim Dwight, 2004	1
	Ronney Jenkins, 2000	1
	Rodney Harrison, 1997	1
	Nate Lewis, 1991	1
	Anthony Miller, 1989	1
	Jamie Holland, 1988	1
	Anthony Miller, 1988	1
	Gary Anderson, 1985	1
	Keith Lincoln, 1962	1

KICKOFF RETURNS

1.	Ronney Jenkins, 2000	67
2.	Darren Sproles, 2005	63
3.	Andre Coleman, 1995	62
4.	Ronney Jenkins, 2001	58
5.	Andre Coleman, 1996	55
6.	Darren Sproles, 2009	54
7.	Darren Sproles, 2008	53
8.	Darren Sproles, 2010	51
9.	Tim Dwight, 2004	50
	Leon Johnson, 2003	50

PUNT RETURN YARDS

1.	Darrien Gordon, 1996	537
2.	Eric Metcalf, 1997	489
3.	Darrien Gordon, 1994	475
4.	Leslie "Speedy" Duncan, 1965	464
5.	Mike Fuller, 1979	448
6.	Mike Fuller, 1978	436
	Mike Fuller, 1976	436
8.	Leslie "Speedy" Duncan, 1967	434
9.	Mike Fuller, 1975	410
10.	Lionel James, 1987	400

PUNT RETURN TOUCHDOWNS

1.	Eric Metcalf, 1997	3
2.	Darrien Gordon, 1994	2
	Ron Smith, 1973	2
	Leslie "Speedy" Duncan, 1965	2
5.	Derius Davis, 2023	1
	Desmond King, 2019	1
	Desmond King, 2018	1
	Travis Benjamin, 2017	1
	Micheal Spurlock, 2012	1
	Darren Sproles, 2009	1
	Darren Sproles, 2007	1
	Tim Dwight, 2001	1
	Darrien Gordon, 1996	1
	Andre Coleman, 1995	1
	Nate Lewis, 1990	1
	Kitrick Taylor, 1990	1
	Lionel James, 1987	1
	Lionel James, 1984	1
	Mike Fuller, 1977	1
	Mike Fuller, 1975	1
	Leslie "Speedy" Duncan, 1968	1
	Leslie "Speedy" Duncan, 1966	1
	Keith Lincoln, 1961	1

PUNT RETURNS

1.	Mike Fuller, 1979	46
2.	Eric Metcalf, 1997	45
3.	Mike Fuller, 1978	39
4.	Eric Parker, 2006	37
5.	Darrien Gordon, 1996	36
	Darrien Gordon, 1994	36
	Mike Fuller, 1975	36
	Leslie "Speedy" Duncan, 1967	36
9.	Mike Fuller, 1976	33
10.	Latario Rachal, 1998	32
	Lionel James, 1987	32

CHARGERS AND OPPONENT 10 LONGEST

RUNS FROM SCRIMMAGE

CHARGERS

87t	Melvin Gordon, Oct. 29, 2017 at New England
	Paul Lowe, Sept. 10, 1961 at Dallas Texans
86t	Keith Lincoln, Sept. 30, 1962 at Oakland
85t	LaDainian Tomlinson, Dec. 17, 2006 vs. K.C.
83t	Michael Turner, Dec. 18, 2005 at Indianapolis
80t	Brad Hubbert, Dec. 24, 1967 vs. N.Y. Jets
76t	Keith Lincoln, Oct. 20, 1963 at Kansas City
76	LaDainian Tomlinson, Dec. 1, 2002 vs. Den.
75	Justin Jackson, Oct. 31, 2021 vs. New England
74t	Michael Turner, Oct. 7, 2007 at Denver

OPPONENT

90t	Colin Kaepernick, Dec. 20, 2014 at S.F.
89t	Kenny King, Oct. 12, 1980 at Oakland
84t	Damien Williams, Dec. 29, 2019 at K.C.
81	Billy Sims, Sept. 30, 1984 vs. Detroit
77	Napoleon Kaufman, Sept. 22, 1996 at Oak.
75t	David Montgomery, Nov. 12, 2023 vs. Detroit
	Dameon Pierce, Oct. 2, 2022 at Houston
74t	Kenneth Walker III, Oct. 23, 2022 vs. Seattle
	Jack Spikes, Sept. 10, 1961 at Dallas Texans
71t	Corey Dillon, Nov. 2, 1997 at Cincinnati

PASS COMPLETIONS

CHARGERS

99t	S.Humphries to T.Martin, Sept. 18, 1994 at Sea.
91t	J.Kemp to K.Lincoln, Nov. 12, 1961 at Denver
88t	E.Luther to B.Duckworth, Dec. 3, 1984 vs. Chi.
85t	J.Hadl to L.Alworth, Oct. 17, 1965 at Boston
	T.Rote to L.Alworth, Oct. 6, 1963 at Denver
84t	P.Rivers to A.Ekeler, Dec. 8, 2019 at Jax.
	J.Hadl to G.Garrison, Oct. 5, 1968 at N.Y. Jets
83t	R.Leaf to J.Graham, Nov. 19, 2000 at Denver
82t	T.Rote to L.Alworth, Dec. 6, 1964 vs. N.Y. Jets
81t	P.Rivers to D.Sproles, Sept. 20, 2009 vs. Bal.
	D.Fouts to C.Joiner, Oct. 17, 1976 vs. Hou. Oilers

OPPONENT

99t	T.Green to M.Boerigter, Dec. 22, 2002 at K.C.
98t	J.Lee to W.Dewveall, Nov. 25, 1962 at Hou. Oilers
96t	J.Montana to J.Rice, Nov. 27, 1988 vs. S.F.
93t	C.Morton to S.Watson, Sept. 27, 1981 at Denver
90t	S.DeBerg to J.Birden, Nov. 18, 1990 at K.C.
	C.Davidson to D.Dorsey, Dec. 2, 1962 vs. Oak.
89t	N.O'Donnell to D.Stone, Sept. 1, 1991 at Pit.
87t	D.Carr to A.Cooper, Dec. 31, 2017 vs. Oak.
	J.Namath to D.Maynard, Nov. 24, 1968 vs. N.Y. Jets
	F.Tripucka to A.Frazier, Nov. 12, 1961 at Den.

FIELD GOALS

CHARGERS

59	Cameron Dicker, Oct. 21, 2024 at Arizona
	Michael Badgley, Dec. 9, 2018 vs. Cincinnati
57	Cameron Dicker, Dec. 19, 2024 vs. Denver
	Nate Kaeding, Dec. 21, 2008 at Tampa Bay
55	Cameron Dicker, Nov. 6, 2023 at N.Y. Jets
	Cameron Dicker, Oct. 22, 2023 at Kansas City
	Nate Kaeding, Nov. 29, 2009 vs. Kansas City
54	Josh Lambo, Oct. 12, 2015 vs. Pittsburgh
	Nate Kaeding, Oct. 1, 2006 at Baltimore
	John Carney, Sept. 17, 2000 at Kansas City
	John Carney, Sept. 6, 1998 vs. Buffalo
	John Carney, Nov. 10, 1991 vs. Seattle

OPPONENT

61	Brandon McManus, Jan. 2, 2022 vs. Denver
58	Harrison Butker, Sept. 20, 2020 vs. K.C. (OT)
	Harrison Butker, Sept. 20, 2020 vs. K.C. (OT)
	Dan Miller, Dec. 26, 1982 vs. Baltimore Colts
56	Greg Zuerlein, Sept. 19, 2021 vs. Dallas
	Justin Tucker, Dec. 22, 2018 vs. Baltimore
	Sebastian Janikowski, Oct. 9, 2016 at Oakland
55	Wi Lutz, Dec. 19, 2024 vs. Denver
	Jason Sanders, Dec. 11, 2022 vs. Miami
	Daniel Carlson, Dec. 4, 2022 at Las Vegas
	Daniel Carlson, Sept. 11, 2022 vs. Las Vegas
	Jason Elam, Nov. 7, 1999 vs. Denver
	Gary Anderson, Nov. 25, 1984 at Pittsburgh
	George Blanda, Dec. 3, 1961 vs. Houston Oilers

PUNTS

CHARGERS

83	JK Scott, Dec. 10, 2023 vs. Denver
82	Paul Maguire, Nov. 19, 1961 vs. Dallas Texans
73	Dennis Partee, Oct. 17, 1971 at Denver
72	Mike Scifres, Sept. 21, 2014 at Buffalo
71	Mike Scifres, Nov. 10, 2011 vs. Oakland
	Mike Scifres, Oct. 1, 2006 at Baltimore
	Mike Scifres, Dec. 4, 2005 vs. Oakland
	Maury Buford, Sept. 12, 1982 at Denver
	John Hadl, Nov. 8, 1964 at Denver
70	Mike Scifres, Nov. 25, 2007 vs. Baltimore

OPPONENT

81	Dustin Colquitt, Dec. 2, 2007 at Kansas City
79	Drew Butler, Dec. 9, 2012 at Pittsburgh
77	Greg Montgomery, Sept. 19, 1993 vs. Hou. Oilers
75	Kevin Huber, Dec. 1, 2013 vs. Cincinnati
74	Tommy Townsend, Sept. 15, 2022 at Kansas City
	Bob Grupp, Nov. 4, 1979 at Kansas City
73	Shane Lechler, Sept. 28, 2003 vs. Oakland
72	Ryan Plackemeier, Dec. 24, 2006 at Seattle
	Chris Gardocki, Oct. 26, 1997 vs. Indianapolis
	Bob Scarpitto, Oct. 22, 1967 at Denver
	Jerrel Wilson, Sept. 29, 1963 vs. Kansas City

INTERCEPTION RETURNS

CHARGERS

103t	Vencie Glenn, Nov. 29, 1987 vs. Denver
102t	Donald Frank, Oct. 31, 1993 at L.A. Raiders
100t	Leslie "Speedy" Duncan, Oct. 15, 1967 vs. K.C.
99t	Shaun Gayle, Dec. 23, 1995 at N.Y. Giants
	Stanley Richard, Sept. 4, 1994 at Denver
	Gill Byrd, Oct. 4, 1984 at Kansas City
90t	Desmond King, Nov. 23, 2017 at Dallas
	Jahleel Addae, Jan. 1, 2017 vs. Kansas City
86	Trevor Williams, Sept. 30, 2018 vs. S.F.
83t	Willie Clark, Sept. 22, 1996 at Oakland

OPPONENT

102t	Louis Breeden, Nov. 8, 1981 vs. Cincinnati
99t	Jaylen Watson, Sept. 15, 2022 at Kansas City
	Janoris Jenkins, Nov. 23, 2014 vs. St. Louis
	Kevin Ross, Sept. 6, 1992 vs. Kansas City
96t	Ray Griffin, Nov. 11, 1979 at Cincinnati
	Bashaad Breeland, Dec. 10, 2017 vs. Was.
91t	Chad Greenway, Sept. 27, 2015 at Minnesota
	Fred Williamson, Sept. 30, 1962 at Oakland
90t	Leroy Butler, Sept. 15, 1996 at Green Bay
	Deion Sanders, Dec. 11, 1994 vs. S.F.
87t	Mark McMillian, Dec. 14, 1997 vs. K.C.

KICKOFF RETURNS

CHARGERS

105t	Richard Goodman, Jan. 1, 2012 at Oakland
103t	Darren Sproles, Sept. 14, 2008 at Denver
	Keith Lincoln, Sept. 16, 1962 vs. Titans of N.Y.
101t	Andre Roberts, Jan. 2, 2022 vs. Denver
99t	Micheal Spurlock, Dec. 30, 2012 vs. Oakland
98t	Gary Anderson, Nov. 17, 1985 at Denver
95t	Nate Lewis, Nov. 17, 1991 vs. New Orleans
94t	Jamie Holland, Dec. 18, 1988 vs. Kansas City
93t	Ronney Jenkins, Nov. 18, 2001 at Oakland
	Ronney Jenkins, Sept. 10, 2000 vs. N.O.
	Anthony Miller, Nov. 20, 1988 at L.A. Rams

OPPONENT

104t	Mecole Hardman, Dec. 29, 2019 at K.C.
	Ira Mathews, Oct. 25, 1979 at Oakland
103t	Percy Harvin, Sept. 11, 2011 vs. Minnesota
101t	Leon Washington, Sept. 26, 2010 at Seattle
	Brian Mitchell, Dec. 6, 1998 at Washington
99t	Leon Washington, Sept. 26, 2010 at Seattle
	Byron Hanspard, Dec. 7, 1997 vs. Atlanta
98t	Will Blackwell, Dec. 24, 2000 vs. Pittsburgh
97t	Cassius Vaughn, Jan. 2, 2011 at Denver
	Tim Brown, Sept. 4, 1988 at L.A. Raiders

PUNT RETURNS

CHARGERS

95t Leslie "Speedy" Duncan, Nov. 24, 1968 vs. NYJ
90t Darrien Gordon, Sept. 25, 1994 at L.A. Raiders
88t Andre Coleman, Sept. 17, 1995 at Philadelphia
Mike Fuller, Oct. 9, 1977 at New Orleans
87t Derius Davis, Nov. 6, 2023 at N.Y. Jets
85t Eric Metcalf, Nov. 2, 1997 at Cincinnati
84t Tim Dwight, Sept. 9, 2001 vs. Washington
Ron Smith, Nov. 18, 1973 vs. New Orleans
83t Eric Metcalf, Nov. 30, 1997 vs. Denver
82t Paul Lowe, Oct. 7, 1961 at Boston

OPPONENT

95t Tyreek Hill, Jan. 1, 2017 vs. Kansas City
94t Dexter McCluster, Sept. 13, 2010 at K.C.
92t Rick Upchurch, Oct. 3, 1976 at Denver
91t Tyreek Hill, Sept. 9, 2018 vs. Kansas City
86t Tamarick Vanover, Oct. 9, 1995 at Kansas City
82t George Atkinson, Oct. 13, 1968 at Oakland
82 Ray Buchanan, Nov. 3, 1996 at Indianapolis
81 Dennis Northcutt, Nov. 5, 2006 vs. Cleveland
80t Phillip Buchanon, Dec. 28, 2003 vs. Oakland
79t Lemar Parrish, Dec. 6, 1970 vs. Cincinnati

FUMBLE RETURNS

CHARGERS

86t Eric Weddle, Nov. 30, 2008 vs. Atlanta
82t Donnie Edwards, Nov. 10, 2002 at St. Louis
81t Vencie Glenn, Oct. 22, 1989 vs. N.Y. Giants
79t Marlon McCree, Oct. 29, 2006 vs. St. Louis
78t Paul Bradford, Nov. 23, 1997 at San Francisco
75t Keith Browner (25 yds.) lateral to
Sam Seale(50 yds.), Nov. 20, 1988
at L.A. Rams
61t Tevaughn Campbell, Dec. 5, 2021 at Cincinnati
Caraun Reid, Sept. 25, 2016 at Indianapolis
58t Rick Redman, Oct. 2, 1966 vs. Miami
53t Darrell Stuckey, Dec. 7, 2014 vs. New England
53 Henry Rolling, Oct. 6, 1991 at L.A. Raiders

OPPONENT

97t Mike Edwards, Jan. 7, 2024 vs. Kansas City
68 A.J. Duhe, Oct. 15, 1978 vs. Miami
65t Tony Carter, Oct. 15, 2012 vs. Denver
64t Tyvon Branch, Oct. 10, 2010 at Oakland
63t Joey Browner, Sept. 2, 1984 at Minnesota
63 Rob Ninkovich, Oct. 24, 2010 vs. N.E.
62 Carlton Gray, Oct. 27, 1996 at Seattle
59t George Atkinson, Nov. 25, 1973 at Oakland
57t Tyreek Hill, Dec. 11, 2022 vs. Miami
56t Ifeadi Odenigbo, Dec. 15, 2019 vs. Minnesota

BLOCKED PUNT RETURNS

CHARGERS

35t Bob Zeman, Oct. 7, 1961 at Boston
21t Derrie Nelson, Nov. 13, 1983 vs. Dallas
19 Pete Lazetich, Sept. 24, 1972 vs. Denver
5 Gene Selawski, Oct. 22, 1961 at Oakland
4 Wayne Davis, Nov. 17, 1985 at Denver
3 Steve Heiden, Dec. 17, 2000 at Carolina
0t Jacob Hester, Oct. 25, 2009 at Kansas City
Darryll Lewis, Sept. 26, 1999 vs. Indianapolis
0s Carlos Polk, Sept. 22, 2002 at Arizona
0 Corey Lynch, Sept. 10, 2012 at Oakland

OPPONENT

37t Frank Warren, Nov. 17, 1991 vs. New Orleans
29t Adam Hayward, Nov. 11, 2012 at Tampa Bay
16 Randy McClanahan, Sept. 18, 1977 at Oak.
15 Walt Landers, Sept. 24, 1978 vs. Green Bay
14 Glen Cadrez, Oct. 13, 2002 vs. Kansas City
9 Tyrone Braxton, Oct. 2, 1988 vs. Denver
5t Hiram Eugene, Oct. 10, 2010 at Oakland
2t Jerry Robinson, Nov. 20, 1986 vs. L.A. Raiders
0s Nick Schommer, Oct. 31, 2010 vs. Tennessee
Rock Cartwright, Oct. 10, 2010 at Oakland

BLOCKED FIELD GOAL RETURNS

CHARGERS

72t Leslie "Speedy" Duncan, Nov. 23, 1967 vs. Den.
35 Tom Day, Oct. 15, 1967 vs. Kansas City
28 Jim Tolbert, Nov. 15, 1971 vs. St. Louis
27 Kenny Graham, Nov. 15, 1964 at Kansas City
25 Jeff Staggs, Oct. 25, 1970 vs. Houston Oilers

OPPONENT

66 Tommy Casanova, Sept. 22, 1974 at Cin.
65t Matt Ware, Oct. 23, 2005 at Philadelphia
60 Louis Wright, Nov. 17, 1985 at Denver
54t Doug Evans, Dec. 17, 2000 at Carolina
44t Devin McCourty, Dec. 6, 2020 vs. N.E.
42t Ray McElroy, Oct. 26, 1997 vs. Indianapolis
28 John Barmlett, Nov. 27, 1966 vs. Denver
17 Charlie West, Dec. 5, 1971 vs. Minnesota
Mike Statton, Oct. 1, 1967 vs. Buffalo
16 Daniel Thomas, Oct. 25, 2020 vs. Jax.
Fletcher Smith, Oct. 15, 1967 vs. Kansas City

MISSED FIELD GOAL RETURNS

CHARGERS

109t Antonio Cromartie, Nov. 4, 2007 at Min.

INDIVIDUAL POSTSEASON RECORDS

*NFL Record

SCORING

Most Points, Career

- 42 Nate Kaeding, 2004-09
- 37 Rolf Benirschke, 1977-86
- 30 John Carney, 1990-2000

Most Points, Game

- 15 Michael Badgley, AFC Wild Card, Jan. 6, 2019, at Baltimore
- 12 (10x) Last: Cameron Dicker and Austin Ekeler, AFC Wild Card, Jan. 14, 2023 at Jax.
- 11 Rolf Benirschke, AFC Divisional, Jan. 2, 1982 at Miami

Most Touchdowns, Career

- 4 Darren Sproles, 2005-09
- LaDainian Tomlinson, 2001-09
- Kellen Winslow, 1979-87
- Charlie Joiner, 1976-86
- 3 (4x) Last: Keenan Allen, 2013-22
- 2 (8x) Last: Austin Ekeler, 2017-22

Most Touchdowns, Game

- 2 (8x) Last: Austin Ekeler, AFC Wild Card Jan. 14, 2023 at Jacksonville
- 1 (53x) Last: Gerald Everett, AFC Wild Card Jan. 14, 2023 at Jacksonville

Most Points After Touchdown, Career

- 18 Nate Kaeding, 2004-09
- 16 Rolf Benirschke, 1977-86
- 9 John Carney, 1990-2000

Most Points After Touchdown, Game

- 6 George Blair, AFL Championship, Jan. 5, 1964 vs. Boston
- 5 Rolf Benirschke, AFC Divisional, Jan. 2, 1982 at Miami
- 4 (2x) Last: Nate Kaeding, AFC Divisional, Jan. 13, 2008 at Indianapolis

Most Two-Point Conversions, Game

- 1 (4x) Last: Keenan Allen, AFC Divisional, Jan. 13, 2019 at New England

FIELD GOALS

Most, Career

- 8 Nate Kaeding, 2004-09
- 7 John Carney, 1990-2000
- Rolf Benirschke, 1977-86
- 5 Michael Badgley, 2018-20

Most, Game

- 5 Michael Badgley, AFC Wild Card, Jan. 6, 2019 at Baltimore
- 4 Nate Kaeding, AFC Championship, Jan. 20, 2008 at New England
- 3 Cameron Dicker, AFC Wild Card, Jan. 14, 2023 at Jacksonville
- Ben Agajanian, AFL Championship, Jan. 1, 1961 vs. Houston Oilers

Longest

- 54 John Carney, AFC Wild Card, Dec. 31, 1995 vs. Indianapolis
- 53 Michael Badgley, AFC Wild Card, Jan. 6, 2019 at Baltimore
- 50 Cameron Dicker, AFC Wild Card, Jan. 14, 2023 at Jacksonville

RUSHING

Most Attempts, Career

- 110 Chuck Muncie, 1980-84
- 96 LaDainian Tomlinson, 2001-09
- 63 Natrone Means, 1993-95, 98-99

Most Attempts, Game

- 26 LaDainian Tomlinson, AFC Wild Card, Jan. 8, 2005 vs. New York Jets
- 25 Chuck Muncie, AFC First Round, Jan. 9, 1983 at Pittsburgh
- 24 Natrone Means, AFC Divisional, Jan. 8, 1995 vs. Miami
- Chuck Muncie, AFC Divisional, Jan. 2, 1982 at Miami

Most Yards, Career

- 516 Chuck Muncie, 1980-84
- 380 Paul Lowe, 1960-68
- 327 LaDainian Tomlinson, 2001-09

Most Yards, Game

- 206 Keith Lincoln, AFL Championship, Jan. 5, 1964 vs. Boston
- 165 Paul Lowe, AFL Championship, Jan. 1, 1961 at Houston Oilers
- 139 Natrone Means, AFC Divisional, Jan. 8, 1995 vs. Miami

Most Touchdowns, Career

- 4 LaDainian Tomlinson, 2001-09
- 3 Chuck Muncie, 1980-84
- 2 (6x) Last: Austin Ekeler, 2017-22

Most Touchdowns, Game

- 2 Austin Ekeler, AFC Wild Card, Jan. 14, 2023 at Jacksonville
- Darren Sproles, AFC Wild Card, Jan. 3, 2009 vs. Indianapolis
- LaDainian Tomlinson, AFC Divisional, Jan. 14, 2007 vs. New England
- 1 (24x) Last: Melvin Gordon, AFC Divisional, Jan. 13, 2019 at New England

Longest Run

- 67t Keith Lincoln, AFL Championship, Jan. 5, 1964 vs. Boston
- 58t Ronnie Brown, AFC Wild Card, Jan. 5, 2014 at Cincinnati
- Paul Lowe, AFL Championship, Jan. 5, 1964 vs. Boston
- 56t Keith Lincoln, AFL Championship, Jan. 5, 1964 vs. Boston

PASSING

Most Attempts, Career

- 355 Philip Rivers 2004-19
- 286 Dan Fouts 1973-87
- 228 Stan Humphries 1992-97

Most Completions, Career

- 211 Philip Rivers, 2004-19
- 159 Dan Fouts, 1973-1987
- 118 Stan Humphries, 1992-97

Highest Completion Pct., Career (min. 40 att.)

- 73.8 Drew Brees, 2001-04
- 59.4 Philip Rivers, 2004-19
- 58.1 Justin Herbert, 2020-22

Most Attempts, Game

- 53 Dan Fouts, AFC Divisional, Jan. 2, 1982 at Miami (OT)
- 51 Philip Rivers, AFC Divisional, Jan. 13, 2019 at New England
- 49 Stan Humphries, Super Bowl XXIX, Jan. 29, 1995 vs. San Francisco

Most Completions, Game

- 33 Dan Fouts, AFC Divisional, Jan. 2, 1982 at Miami (OT)
- 31 Drew Brees, AFC Wild Card, Jan. 8, 2005 vs. New York Jets
- 28 Stan Humphries, AFC Wild Card, Dec. 31, 1995 vs. Indianapolis

Highest Completion Pct, Game (min. 10 att.)

- 75.0 Philip Rivers, AFC Wild Card, Jan. 5, 2014 at Cincinnati
- 73.8 Drew Brees, AFC Wild Card, Jan. 8, 2005 vs. New York Jets
- 73.7 Philip Rivers, AFC Divisional, Jan. 13, 2008 at Indianapolis

Most Yards, Career

- 2,656 Philip Rivers, 2004-19
- 2,125 Dan Fouts, 1973-87
- 1,347 Stan Humphries, 1992-97

Most Yards, Game

- 433 Dan Fouts, AFC Divisional, Jan. 2, 1982 at Miami (OT)
- 336 Dan Fouts, AFC Championship, Jan. 11, 1981 vs. Oakland
- 333 Dan Fouts, AFC First Round, Jan. 9, 1983 at Pittsburgh

Most Touchdowns, Career

- 14 Philip Rivers, 2004-19
- 12 Dan Fouts, 1973-87
- 6 Stan Humphries, 1992-97

Most Touchdowns, Game

- 3 (5x) Last: Philip Rivers, AFC Divisional, Jan. 13, 2019 at New England
- 2 (6x) Last: Philip Rivers, AFC Divisional, Jan. 12, 2014 at Denver
- 1 (10x) Last: Justin Herbert, AFC Wild Card, Jan. 14, 2023 at Jacksonville

Highest Passer Rating, Career (min. 40 att.)

- 101.2 Drew Brees, 2001-04
- 84.7 Justin Herbert, 2020-22
- 84.2 Philip Rivers, 2004-19

Highest Passer Rating, Game (min. 10 att.)

- 145.3 Tobin Rote, AFL Championship, Jan. 5, 1964 vs. Boston
- 133.2 Philip Rivers, AFC Divisional, Jan. 13, 2008 at Indianapolis
- 132.1 John Hadl, AFL Championship, Jan. 5, 1964 vs. Boston

Most Games 300 Yards or More, Career

- 5 Dan Fouts, 1973-87
- 2 Philip Rivers, 2004-19
- 1 Drew Brees, 2001-04

Most Games 400 Yards or More, Career

- 1 Dan Fouts, 1973-87

Longest Completion

- 62t Philip Rivers, AFC Divisional, Jan. 11, 2009 at Pittsburgh
- 58 Philip Rivers, AFC Divisional, Jan. 14, 2007 vs. New England
- 56t Philip Rivers, AFC Divisional, Jan. 13, 2008 at Indianapolis

Most Interceptions, Career

- 16 Dan Fouts, 1973-87
- 13 Stan Humphries, 1992-97
- 10 Philip Rivers, 2004-19

Most Interceptions, Game

- 5 Dan Fouts, AFC Second Round, Jan. 16, 1983 at Miami
- Dan Fouts, AFC Divisional, Dec. 29, 1979 vs. Houston Oilers
- 4 (3x) Last: Stan Humphries, AFC Wild Card, Dec. 31, 1995 vs. Indianapolis
- 2 (9x) Last: Philip Rivers, AFC Divisional, Jan. 17, 2010 vs. New York Jets

RECEIVING

Most Receptions, Career

- 51 Antonio Gates, 2003-18
- 39 Ronnie Harmon, 1990-95
- 30 Charlie Joiner, 1976-86

Most Receptions, Game

- 13 Kellen Winslow, AFC Divisional, Jan. 2, 1982 at Miami (OT)
- 10 Ronnie Harmon, AFC Wild Card, Dec. 31, 1995 vs. Indianapolis
- 9 (4x) Last: Eric Parker, AFC Wild Card, Jan. 8, 2005 vs. New York Jets

Most Yards, Career

- 540 Antonio Gates, 2003-18
- 539 Charlie Joiner, 1976-86
- 503 Vincent Jackson, 2005-09

Most Yards, Game

- 166 Kellen Winslow, AFC Divisional, Jan. 2, 1982 at Miami (OT)
- 142 Keenan Allen, AFC Divisional, Jan. 12, 2014 at Denver
- 133 Ronnie Harmon, AFC Wild Card, Dec. 31, 1995 vs. Indianapolis

Most Touchdowns, Career

- 4 Kellen Winslow, 1979-87
- Charlie Joiner, 1976-86
- 3 Keenan Allen, 2013-22
- Vincent Jackson, 2005-11
- 2 (5x) Last: Antonio Gates, 2003-18

Most Touchdowns, Game

- 2 (4x) Last: Keenan Allen, AFC Divisional, Jan. 12, 2014 at Denver
- 1 (31x) Last: Gerald Everett, AFC Wild Card, Jan. 14, 2023 at Jacksonville

SCRIMMAGE YARDS

Most, Career

- 644 Chuck Muncie, 1980-84
- 540 Antonio Gates, 2003-18
- 539 Charlie Joiner, 1976-86

Most, Game

- 329 Keith Lincoln, AFL Championship, Jan. 5, 1964 vs. Boston
- 187 LaDainian Tomlinson, AFC Divisional, Jan. 14, 2007 vs. New England
- 170 Paul Lowe, AFL Championship, Jan. 1, 1961 at Houston Oilers

INTERCEPTIONS

Most Interceptions, Career

- 3 Asante Samuel, 2020-22
- Drayton Florence, 2003-07
- Glen Edwards, 1978-81
- 2 (5x) Last: Quentin Jammer, 2002-09
- 1 (21x) Last: Drue Tranquill, 2019-22

Most Interceptions, Game

- 3 Asante Samuel, AFC Wild Card, Jan. 14, 2023 at Jacksonville
- 2 (4x) Last: Glen Edwards, AFC Divisional, Jan. 3, 1981 vs. Buffalo
- 1 (29x) Last: Drue Tranquill, AFC Wild Card, Jan. 14, 2023 at Jacksonville

Most Interception Return Yards, Career

- 62 Glen Edwards, 1978-81
- 45 Bud Whitehead, 1961-68
- 40 Darren Carrington, 1991-94

Most Interception Return Yards, Game

- 45 Bud Whitehead, AFL Championship, Dec. 24, 1961 vs. Houston Oilers
- 40 Darren Carrington, AFC Wild Card, Jan. 12, 1993 vs. Kansas City
- 35 Bruce Laird, AFC First Round, Jan. 9, 1983 at Pittsburgh
- Glen Edwards, AFC Divisional, Jan. 2, 1982 at Miami (OT)

Longest Interception Return

- 40 Darren Carrington, AFC Wild Card, Jan. 12, 1993 vs. Kansas City
- 30 Shareece Wright, AFC Wild Card, Jan. 5, 2014 at Cincinnati
- Antonio Cromartie, AFC Divisional, Jan. 13, 2008 at Indianapolis
- 24 Quentin Jammer, AFC Divisional, Jan. 17, 2010 vs. New York Jets

SACKS

Most, Career (since 1982)

- 3.0 Shawn Lee, 1992-95
- 2.5 Leslie O'Neal, 1992-95
- 2.0 Melvin Ingram, 2012-20
- Eric Weddle, 2007-15
- Luis Castillo, 2005-11
- Shawne Merriman, 2005-10
- Raylee Johnson, 1993-2003
- Burt Grossman, 1989-93

Most, Game (since 1982)

- 2.5 Leslie O'Neal, AFC Wild Card, Jan. 2, 1993 vs. Kansas City
- 2.0 (6x) Last: Melvin Ingram, AFC Wild Card, Jan. 6, 2019 at Baltimore
- 1.5 Steve Foley, AFC Wild Card, Jan. 8, 2005 vs. New York Jets

PUNTING

Most Punts, Career

- 52 Mike Scifres, 2003-13
- 13 John Kidd, 1990-94
- 11 Donnie Jones, 2018
- Bryan Wagner, 1994

Most Punts, Game

- 7 Mike Scifres, AFC Divisional, Jan. 14, 2007 vs. New England
- John Kidd, AFC Divisional, Jan. 10, 1993 at Miami
- 6 (7x) Last: Donnie Jones, AFC Divisional, Jan. 13, 2019 at New England
- 5 (7x) Last: JK Scott, AFC Wild Card, Jan. 14, 2023 at Jacksonville

Most Yards, Career

- 2,330 Mike Scifres, 2003-13
- 587 John Kidd, 1990-94
- 474 Bryan Wagner, 1994

Most Yards, Game

- 324 John Kidd, AFC Divisional, Jan. 10, 1993 at Miami
- 316 Mike Scifres, AFC Wild Card, Jan. 3, 2009 vs. Indianapolis (OT)
- 297 Mike Scifres, AFC Wild Card, Jan. 17, 2010 vs. New York Jets

Longest Punt

- 67 Mike Scifres, AFC Wild Card, Jan. 3, 2009 vs. Indianapolis (OT)
- 66 Mike Scifres, AFC Divisional, Jan. 13, 2008 at Indianapolis
- 65 Darren Bennett, AFC Wild Card, Dec. 31, 1995 vs. Indianapolis

Highest, Career (minimum 4 punts)

- 45.2 John Kidd, 1990-94
- 44.8 Mike Scifres, 2003-13
- 43.9 John Hadl, 1962-72

Highest, Game (minimum 2 punts)

- 59.0 Mike Scifres, AFC Divisional, Jan. 13, 2008 at Indianapolis
- 54.5 Darren Bennett, AFC Wild Card, Dec. 31, 1995 vs. Indianapolis
- 52.7 Mike Scifres, AFC Wild Card, Jan. 3, 2009 vs. Indianapolis (OT)

PUNT RETURNS

Most Returns, Career

- 12 Darren Sproles, 2005-09
- 8 Mike Fuller, 1975-80
- 7 Eric Parker, 2002-06

Most Returns, Game

- 5 Eric Parker, AFC Divisional, Jan. 14, 2007 vs. New England
- 4 (2x) Last: Desmond King, AFC Wild Card, Jan. 6, 2019 at Baltimore
- 3 (6x) Last: Darren Sproles, AFC Wild Card, Jan. 3, 2009 vs. Indianapolis (OT)

Most Yards, Career

- 107 Darren Sproles, 2005-09
- 99 Mike Fuller, 1975-80
- 63 Wes Chandler, 1981-87

Most Yards, Game

- 72 Darren Sproles, AFC Wild Card, Jan. 3, 2009 vs. Indianapolis (OT)
- 56 Wes Chandler, AFC Divisional, Jan. 2, 1982 at Miami (OT)
- 46 Desmond King, AFC Wild Card, Jan. 6, 2019 at Baltimore

Longest Return

- 56t Wes Chandler, AFC Divisional, Jan. 2, 1982 at Miami (OT)
- 33 Desmond King, AFC Wild Card, Jan. 6, 2019 at Baltimore

Most Touchdowns, Career

- 1 Wes Chandler, 1981-87

KICKOFF RETURNS

Most Returns, Career

- 21 Darren Sproles, 2005-09
- 19 Andre Coleman, 1994-96
- 17 James Brooks, 1981-83

Most Returns, Game

- 8 Andre Coleman, Super Bowl XXIX, Jan. 29, 1995 vs. San Francisco
- 6 Andre Coleman, AFC Wild Card, Dec. 31, 1995 vs. Indianapolis
- 5 (6x) Last: Desmond King, AFC Divisional, Jan. 13, 2019 at New England

Most Yards, Career

- 537 Darren Sproles, 2005-09
- 483 Andre Coleman, 1994-96
- 283 James Brooks, 1981-83

Most Yards, Game

- 244 Andre Coleman, Super Bowl XXIX, Jan. 29, 1995 vs. San Francisco
- 164 Darren Sproles, AFC Divisional, Jan. 11, 2009 at Pittsburgh
- 147 Leslie "Speedy" Duncan, AFL Championship, Dec. 26, 1964 at Buffalo

Longest Return

- 98t Andre Coleman, Super Bowl XXIX, Jan. 29, 1995 vs. San Francisco
- 72 Desmond King, AFC Wild Card, Jan. 6, 2019 at Baltimore
- 63 Darren Sproles, AFC Divisional, Jan. 11, 2009 at Pittsburgh

Most Touchdowns, Career

- 1 Andre Coleman, 1994-96

SERVICE

Most Games

- 12 Antonio Gates, 2003-18
- David Binn, 1994-2010
- 11 Philip Rivers, 2004-19
- 10 Nick Hardwick, 2004-13
- Mike Scifres, 2004-13

TEAM POSTSEASON RECORDS

*NFL Record

POINTS

Most, Quarter

- 24 AFC Divisional, Jan. 2, 1982 at Miami (1st Q)
- 21 AFL Championship,
Jan. 5, 1964 vs. Boston (1st Q)
- 17 AFC Wild Card, Jan. 14, 2023 at Jax. (1st Q)
- AFC Divisional, Jan. 12, 2014 at Den. (4th Q)

Most, Quarter, Opponent

- 21 AFC Divisional,
Jan. 13, 2019 at New England (2nd Q)
- AFC Divisional, Jan. 10, 1993 at Mia. (2nd Q)
- AFC Championship,
Jan. 11, 1981 vs. Oakland (1st Q)
- 20 AFC Second Round,
Jan. 16, 1983 at Miami (2nd Q)
- 14 (11x) Last: AFC Wild Card, Jan. 6, 2019 at Bal.

Most Quarter, Both Teams

- 33 AFC Second Round,
Jan. 16, 1983 at Miami (2nd Q)
- 28 (4x) Last: AFC Divisional,
Jan. 11, 2009 at Pittsburgh (4th Q)
- 25 AFC Wild Card, Jan. 6, 2019 at Bal. (4th Q)

Most, Game

- 51 AFL Championship, Jan. 5, 1964 vs. Boston
- 41 AFC Divisional, Jan. 2, 1982 at Miami (OT)
- 31 AFC First Round, Jan. 9, 1983 at Pittsburgh

Most, Game, Opponent

- 49 Super Bowl XXIX, Jan. 29, 1995 vs. S.F.
- 41 AFC Divisional, Jan. 13, 2019 at New England
- 38 AFC Divisional, Jan. 2, 1982 at Miami (OT)

Most, Game, Both Teams

- 79 AFC Divisional, Jan. 2, 1982 at Miami (OT)
- 75 Super Bowl XXIX, Jan. 29, 1995 vs. S.F.
- 69 AFC Divisional, Jan. 13, 2019 at New England

Fewest, Game

- 0 AFC Divisional, Jan. 10, 1993 at Miami
- AFL Championship, Dec. 26, 1965 vs. Buffalo
- 3 AFL Championship,
Dec. 24, 1961 vs. Houston Oilers
- 7 AFC Championship,
Jan. 10, 1982 at Cincinnati
- AFL Championship, Dec. 26, 1964 at Buffalo

Fewest, Game, Opponent

- 0 AFC Wild Card, Jan. 2, 1993 vs. Kansas City
- 6 AFC Wild Card, Jan. 6, 2008 vs. Tennessee
- 10 (3x) Last: AFC Wild Card,
Jan. 5, 2014 at Cincinnati

Fewest, Game, Both Teams

- 13 AFL Championship,
Dec. 24, 1961 vs. Houston Oilers
- 17 AFC Wild Card, Jan. 2, 1993 vs. Kansas City
- 23 (2x) Last: AFC Wild Card,
Jan. 6, 2008 vs. Tennessee

TOUCHDOWNS

Most, Game

- 7 AFL Championship, Jan. 5, 1964 vs. Boston
- 5 AFC Divisional, Jan. 2, 1982 at Miami (OT)
- 4 (3x) Last: AFC Divisional,
Jan. 13, 2019 at New England

Most, Game, Opponent

- 7 Super Bowl XXIX, Jan. 29, 1995 vs. S.F.
- 5 (4x) Last: AFC Divisional,
Jan. 13, 2019 at New England
- 4 (5x) Last: AFC Wild Card,
Jan. 14, 2023 at Jacksonville

Most, Game, Both Teams

- 10 Super Bowl XXIX, Jan. 29, 1995 vs. S.F.
- AFC Divisional, Jan. 2, 1982 at Miami (OT)
- 9 AFC Divisional, Jan. 13, 2019 at New England
- 8 (3x) Last: AFC Divisional,
Jan. 11, 2009 at Pittsburgh

POINTS AFTER TOUCHDOWN

Most, Game

- 6 AFL Championship, Jan. 5, 1964 vs. Boston
- 5 AFC Divisional, Jan. 2, 1982 at Miami (OT)
- 4 (2x) Last: AFC Divisional,
Jan. 13, 2008 at Indianapolis

Most, Game, Opponent

- 7 Super Bowl XXIX, Jan. 29, 1995 vs. S.F.
- 5 (4x) Last: AFC Divisional,
Jan. 13, 2019 at New England
- 4 (4x) Last: AFC Divisional,
Jan. 10, 1993 at Miami

Most, Game, Both Teams

- 10 Super Bowl XXIX, Jan. 29, 1995 vs. S.F.
- AFC Divisional, Jan. 2, 1982 at Miami (OT)
- 8 (2x) Last: AFC Divisional,
Jan. 11, 2009 at Pittsburgh
- 7 (5x) Last: AFC Divisional,
Jan. 13, 2019 at New England

Most Two-Point Conversions, Game

- 2 Super Bowl XXIX, Jan. 29, 1995 vs. S.F.

- 1 AFC Divisional, Jan. 13, 2019 at New England

Most Two-Point Conversions, Game, Opponent

- 1 AFC Wild Card, Jan. 14, 2023 at Jacksonville
- AFC Divisional, Jan. 14, 2007 vs. N.E.

FIELD GOALS

Most, Game

- 5 AFC Wild Card, Jan. 6, 2019 at Baltimore
- 4 AFC Championship, Jan. 20, 2008 at N.E.
- 3 AFC Wild Card, Jan. 14, 2023 at Jacksonville
- AFL Championship,
Jan. 1, 1961 at Houston Oilers

Most, Game, Opponent

- 4 AFC Championship, Jan. 20, 2008 at N.E.
- 3 (2x) Last: AFC Divisional,
Jan. 14, 2007 at New England
- 2 (7x) Last: AFC Divisional,
Jan. 13, 2019 at New England

Most, Game, Both Teams

- 6 AFC Wild Card, Jan. 6, 2019 at Baltimore
- 4 (4x) Last: AFC Wild Card,
Jan. 14, 2023 at Jacksonville
- 3 (7x) Last: AFC Wild Card,
Jan. 5, 2014 at Cincinnati

FIRST DOWNS

Most, Game

- 33 AFC Divisional, Jan. 2, 1982 at Miami (OT)
- 29 AFC First Round, Jan. 9, 1983 at Pittsburgh
- 28 AFC Divisional, Jan. 8, 1995 vs. Miami

Most, Game, Opponent

- 30 AFC Divisional, Jan. 13, 2019 at New England
- 29 AFC Second Round, Jan. 16, 1983 at Miami
- 28 Super Bowl XXIX, Jan. 29, 1995 vs. S.F.

Most, Game, Both Teams

- 58 AFC Divisional, Jan. 2, 1982 at Miami (OT)
- 55 AFC First Round, Jan. 9, 1983 at Pittsburgh
- 52 AFC Divisional, Jan. 13, 2019 at New England

Fewest, Game

- 10 AFC Divisional, Jan. 10, 1993 at Miami
- 12 AFL Championship, Dec. 26, 1965 vs. Buffalo
- 13 (2x) Last: AFC Divisional,
Jan. 12, 2014 at Denver

Fewest, Game, Opponent

- 11 AFC Wild Card, Jan. 6, 2019 at Baltimore
- 14 (3x) Last: AFC Divisional,
Jan. 17, 2010 vs. New York Jets
- 15 (2x) Last: AFC Wild Card,
Jan. 6, 2008 vs. Tennessee

Fewest, Game, Both Teams

- 25 AFC Wild Card, Jan. 6, 2019 at Baltimore
- 26 AFL Championship, Dec. 26, 1965 vs. Buffalo
- 28 AFC Divisional, Jan. 10, 1993 at Miami

FIRST DOWNS RUSHING

Most, Game

- 12 AFC Divisional, Jan. 14, 2007 at N.E.
- AFC Divisional, Jan. 8, 1995 vs. Miami
- 11 (5x) Last: AFC Wild Card,
Jan. 3, 2009 vs. Indianapolis (OT)
- 10 AFC Divisional, Jan. 2, 1982 at Miami (OT)

Most, Game, Opponent

- 15 AFC Second Round, Jan. 16, 1983 at Miami
- 13 (2x) Last: AFC Divisional,
Jan. 12, 2014 at Denver
- 12 (2x) Last: AFC Divisional,
Jan. 11, 2009 at Pittsburgh

Most, Game, Both Teams

- 20 AFC Second Round, Jan. 16, 1983 at Miami
- 19 (2x) Last: AFC Wild Card,
Jan. 5, 2014 at Cincinnati
- 17 (3x) Last: AFC Championship,
Jan. 20, 2008 at New England

Fewest, Game

- 1 (2x) Last: AFC Divisional,
Jan. 12, 2014 at Denver
- 2 (2x) Last: AFC Divisional,
Jan. 13, 2019 at New England
- 3 (2x) Last: AFC Wild Card,
Jan. 6, 2019 at Baltimore

Fewest, Game, Opponent

- 2 AFC Divisional, Jan. 8, 1995 vs. Miami
- 3 (3x) Last: AFC Divisional,
Jan. 14, 2007 at New England
- 4 (5x) Last: AFC Wild Card,
Jan. 6, 2019 at Baltimore

Fewest, Game, Both Teams

- 7 AFC Wild Card, Jan. 6, 2019 at Baltimore
- 8 (3x) Last: AFC Divisional,
Jan. 17, 2010 vs. New York Jets
- 9 AFC Wild Card, Jan. 14, 2023 at Jacksonville
- AFL Championship, Dec. 26, 1965 vs. Buffalo

FIRST DOWNS PASSING

Most, Game

- 21 AFC Divisional, Jan. 2, 1982 at Miami (OT)
- 20 AFC Wild Card, Dec. 31, 1995 vs. Indianapolis
- 19 AFC First Round, Jan. 9, 1983 at Pittsburgh

Most, Game, Opponent

- 21 AFC Divisional, Jan. 13, 2008 at Indianapolis
- AFC Divisional, Jan. 2, 1982 at Miami (OT)
- 20 AFC Wild Card, Jan. 5, 2014 at Cincinnati
- 19 AFC First Round, Jan. 9, 1983 at Pittsburgh

Most, Game, Both Teams

- 42 AFC Divisional, Jan. 2, 1982 at Miami (OT)
- 38 AFC First Round, Jan. 9, 1983 at Pittsburgh
- 35 AFC Divisional, Jan. 13, 2008 at Indianapolis

Fewest, Game

- 7 (5x) Last: AFC Divisional, Jan. 10, 1993 at Miami
- 8 (3x) Last: AFC Wild Card, Jan. 6, 2019 at Baltimore
- 9 (4x) Last: AFC Wild Card, Jan. 5, 2014 at Cincinnati

Fewest, Game, Opponent

- 5 AFC Divisional, Dec. 29, 1979 vs. Houston Oilers
- 6 AFC Divisional, Jan. 17, 2010 vs. N.Y. Jets
- 7 AFC Wild Card, Jan. 6, 2019 at Baltimore

Fewest, Game, Both Teams

- 15 (2x) Last: AFC Wild Card, Jan. 6, 2019 at Baltimore
- 16 (3x) Last: AFC Divisional, Jan. 10, 1993 at Miami
- 17 (2x) Last: AFC Wild Card, Jan. 2, 1993 vs. Kansas City

TOTAL NET YARDS GAINED

Most, Game

- 601 AFL Championship, Jan. 5, 1964 vs. Boston
- 564 AFC Divisional, Jan. 2, 1982 at Miami (OT)
- 479 AFC First Round, Jan. 9, 1983 at Pittsburgh

Most, Game, Opponent

- 498 AFC Divisional, Jan. 13, 2019 at New England
- 466 AFC Divisional, Jan. 2, 1982 at Miami (OT)
- 449 Super Bowl XXIX, Jan. 29, 1995 vs. S.F.

Most, Game, Both Teams

- 1,030 AFC Divisional, Jan. 2, 1982 at Miami (OT)
- 901 AFC First Round, Jan. 9, 1983 at Pittsburgh
- 862 AFL Championship, Jan. 5, 1964 vs. Boston

NET YARDS GAINED RUSHING

Most, Game

- 309 AFL Championship, Jan. 5, 1964 vs. Boston
- 202 AFC Wild Card, Jan. 8, 1995 vs. Miami
- 196 AFC Wild Card, Jan. 5, 2014 at Cincinnati

Most, Game, Opponent

- 219 AFL Championship, Dec. 26, 1964 vs. Buffalo
- 214 AFC Second Round, Jan. 16, 1983 at Miami
- 178 AFC Wild Card, Dec. 31, 1995 vs. Indianapolis

Most, Game, Both Teams

- 384 AFL Championship, Jan. 5, 1964 vs. Boston
- 343 AFL Championship, Dec. 26, 1964 vs. Buffalo
- 323 AFC Wild Card, Dec. 31, 1995 vs. Indianapolis

NET YARDS GAINED PASSING

Most, Game

- 415 AFC Divisional, Jan. 2, 1982 at Miami (OT)
- 351 AFC Championship, Jan. 11, 1981 vs. Oakland
- 333 AFC First Round, Jan. 9, 1983 at Pittsburgh

Most, Game, Opponent

- 402 AFC Divisional, Jan. 13, 2008 at Indianapolis
- 388 AFC Divisional, Jan. 2, 1982 at Miami (OT)
- 349 AFC Championship, Jan. 15, 1995 at Pit.

Most, Game, Both Teams

- 803 AFC Divisional, Jan. 2, 1982 at Miami (OT)
- 714 AFC Divisional, Jan. 13, 2008 at Indianapolis
- 659 AFC Divisional, Jan. 13, 2019 at New England

LEAGUE STATS

2024 NATIONAL FOOTBALL LEAGUE

TEAM OFFENSIVE TOTALS

CATEGORY	BAL	BUF	CIN	CLE	DEN	HOU	IND	JAX	KC	LAC	LV
GAMES (W-L-T)	10-5-0	12-3-0	7-8-0	3-12-0	9-6-0	9-6-0	7-8-0	3-12-0	14-1-0	9-6-0	3-12-0
FIRST DOWNS	348	321	321	272	267	280	266	261	325	261	272
Rushing	140	125	77	84	101	80	111	88	102	89	68
Passing	179	164	215	164	147	181	134	155	199	147	184
Penalty	29	32	29	24	19	19	21	18	24	25	20
YDS GAINED (tot)	6355	5498	5401	4608	4710	4850	4817	4592	5083	4612	4502
Avg per Game	423.7	366.5	360.1	307.2	314.0	323.3	321.1	306.1	338.9	307.5	300.1
RUSHING (net)	2718	2003	1391	1438	1627	1644	2028	1494	1694	1598	1162
Avg per Game	181.2	133.5	92.7	95.9	108.5	109.6	135.2	99.6	112.9	106.5	77.5
Rushes	476	424	331	344	391	388	429	347	419	391	330
Yards per Rush	5.7	4.7	4.2	4.2	4.2	4.2	4.7	4.3	4.0	4.1	3.5
PASSING (net)	3637	3495	4010	3170	3083	3206	2789	3098	3389	3014	3340
Avg per Game	242.5	233.0	267.3	211.3	205.5	213.7	185.9	206.5	225.9	200.9	222.7
Attempts	428	460	557	580	510	510	435	492	545	434	564
Completions	291	294	384	353	329	321	240	308	365	282	365
Completion Pct	68.0%	63.9%	68.9%	60.9%	64.5%	62.9%	55.2%	62.6%	67.0%	65.0%	64.7%
Yards Gained	3788	3558	4229	3526	3268	3584	3005	3318	3628	3274	3650
Sacked	23	14	37	63	22	48	27	28	36	43	49
Yards Lost	151	63	219	356	185	378	216	220	239	260	310
Had Intercepted	4	6	8	20	11	11	17	14	11	3	15
Yards Opp Ret	63	92	72	342	42	76	117	72	130	17	174
Opp TDs on Int	0	0	1	2	0	0	1	0	0	0	1
PUNTS	47	48	49	79	71	67	63	61	52	69	60
Avg Yards	47.0	46.3	49.2	49.6	47.1	47.3	50.0	49.7	48.3	46.7	48.8
PUNT RETURNS	17	25	30	44	26	39	22	24	27	18	24
Avg Return	11.2	11.2	7.3	10.0	15.7	8.5	10.8	12.3	10.0	13.1	9.7
Returned for TD	0	0	0	0	0	0	0	1	0	0	0
KICKOFF RETURNS	28	18	32	36	12	21	22	27	25	20	19
Avg Return	26.5	25.6	28.2	24.1	28.1	29.1	29.3	25.3	26.8	28.2	30.0
Returned for TD	0	0	1	0	0	0	0	0	0	0	0
PENALTIES	119	99	92	107	96	108	87	88	82	83	90
Yards Penalized	1007	738	740	811	865	884	648	680	724	624	759
FUMBLES BY	19	10	20	19	12	11	19	18	7	19	18
Fumbles Lost	7	2	11	10	7	6	9	9	3	6	13
Opp Fumbles	15	25	15	15	16	20	18	6	19	10	12
Opp Fumbles Lost	5	14	9	8	9	9	9	3	6	5	3
POSS. TIME (avg)	30:37	29:50	29:39	30:24	29:27	31:23	27:07	26:43	31:56	29:27	29:20
TOUCHDOWNS	56	58	52	28	39	35	35	30	38	34	26
Rushing	17	29	10	8	11	14	17	12	14	15	10
Passing	37	26	39	18	23	19	17	16	23	18	15
Returns	2	3	3	2	5	2	1	2	1	1	1
EXTRA POINT KICKS	51/53	53/57	47/49	17/20	38/38	32/33	31/31	23/23	35/36	27/30	20/21
2-PT CONVERSIONS	1/3	1/1	1/3	5/8	0/1	0/2	1/4	4/7	0/1	2/4	2/5
FIELD GOALS MADE/ATTEMPTED	21/29	22/27	20/27	16/25	29/32	35/41	25/29	22/24	31/35	31/33	28/34
POINTS SCORED	452	469	423	245	363	347	318	277	356	328	264

2024 NATIONAL FOOTBALL LEAGUE

TEAM DEFENSIVE TOTALS

CATEGORY	BAL	BUF	CIN	CLE	DEN	HOU	IND	JAX	KC	LAC	LV
POINTS ALLOWED	349	331	393	380	281	327	359	396	278	274	390
OPP FIRST DOWNS	307	317	326	265	288	274	309	342	276	284	284
Rushing	67	95	122	96	76	86	115	115	85	101	87
Passing	201	194	174	152	176	155	171	197	167	155	173
Penalty	39	28	30	17	36	33	23	30	24	28	24
OPP YARDS GAINED (tot)	5070	5216	5399	5099	4794	4609	5432	5863	4608	5069	4921
Avg per Game	338.0	347.7	359.9	339.9	319.6	307.3	362.1	390.9	307.2	337.9	328.1
OPP RUSHING (net)	1247	1774	1925	1911	1497	1602	2048	1918	1371	1862	1769
Avg per Game	83.1	118.3	128.3	127.4	99.8	106.8	136.5	127.9	91.4	124.1	117.9
Rushes	347	384	429	426	385	372	467	447	344	394	406
Yards per Rush	3.6	4.6	4.5	4.5	3.9	4.3	4.4	4.3	4.0	4.7	4.4
OPP PASSING (net)	3823	3442	3474	3188	3297	3007	3384	3945	3237	3207	3152
Avg per Game	254.9	229.5	231.6	212.5	219.8	200.5	225.6	263.0	215.8	213.8	210.1
Pass Attempts	559	516	511	453	540	511	490	509	503	505	489
Pass Completions	360	351	331	278	344	299	341	347	326	329	322
Completion Pct	64.4%	68.0%	64.8%	61.4%	63.7%	58.5%	69.6%	68.2%	64.8%	65.2%	65.9%
Yards Gained	4095	3664	3649	3436	3602	3324	3608	4148	3444	3422	3425
Sacked	47	34	30	37	51	46	34	28	34	42	33
Yards Lost	272	222	175	248	305	317	224	203	207	215	273
INTERCEPTED BY	9	14	14	4	15	19	15	5	12	14	8
Yards Returned	70	119	247	-2	430	275	95	38	102	169	116
Returned for TD	1	2	2	0	3	1	0	0	0	1	1
OPP PUNT RETURNS	21	19	23	34	27	22	30	24	23	27	23
Avg Return	7.8	8.5	9.2	14.0	9.0	5.2	13.0	9.6	10.4	9.4	11.4
Returned for TD	0	0	0	1	0	0	0	0	0	0	0
OPP KICKOFF RETURNS	23	22	17	24	18	38	12	7	24	20	24
Avg Return	27.1	31.8	23.9	27.2	26.1	26.1	29.3	29.6	29.2	28.9	24.8
Returned for TD	0	1	0	1	0	0	0	0	0	0	0
OPP TOUCHDOWNS	38	40	48	46	28	37	40	45	31	28	42
Rushing	12	12	19	19	9	9	16	18	11	7	13
Passing	26	25	26	23	19	28	22	27	20	21	26
Returns	0	3	3	4	0	0	2	0	0	0	3

2024 NATIONAL FOOTBALL LEAGUE

TEAM OFFENSIVE TOTALS

CATEGORY	MIA	NE	NYJ	PIT	TEN	ARI	ATL	CAR	CHI	DAL	DET
GAMES (W-L-T)	7-8-0	3-12-0	4-11-0	10-5-0	3-12-0	7-8-0	8-7-0	4-11-0	4-11-0	7-8-0	13-2-0
FIRST DOWNS	306	271	272	279	272	306	305	255	269	288	363
Rushing	79	92	67	103	97	121	105	88	88	81	128
Passing	195	149	178	141	144	161	176	142	155	173	212
Penalty	32	30	27	35	31	24	24	25	26	34	23
YDS GAINED (tot)	4918	4474	4619	4873	4521	5301	5413	4437	4417	4921	6129
Avg per Game	327.9	298.3	307.9	324.9	301.4	353.4	360.9	295.8	294.5	328.1	408.6
RUSHING (net)	1586	1796	1331	1890	1611	2187	1866	1684	1548	1428	2158
Avg per Game	105.7	119.7	88.7	126.0	107.4	145.8	124.4	112.3	103.2	95.2	143.9
Rushes	398	396	320	479	388	414	434	367	382	360	470
Yards per Rush	4.0	4.5	4.2	4.0	4.2	5.3	4.3	4.6	4.1	4.0	4.6
PASSING (net)	3332	2678	3288	2983	2910	3114	3547	2753	2869	3493	3971
Avg per Game	222.1	178.5	219.2	198.9	194.0	207.6	236.5	183.5	191.3	232.9	264.7
Attempts	524	475	538	431	473	460	486	484	508	574	484
Completions	366	307	339	281	301	316	324	300	316	362	346
Completion Pct	69.9%	64.6%	63.0%	65.2%	63.6%	68.7%	66.7%	62.0%	62.2%	63.1%	71.5%
Yards Gained	3584	2987	3547	3254	3183	3296	3748	2938	3282	3700	4184
Sacked	35	47	33	40	47	26	29	31	60	35	29
Yards Lost	252	309	259	271	273	182	201	185	413	207	213
Had Intercepted	8	11	8	5	20	9	17	15	5	12	10
Yards Opp Ret	158	120	196	88	292	127	226	234	36	119	49
Opp TDs on Int	1	1	2	2	4	1	1	1	0	0	0
PUNTS	47	63	56	59	67	46	44	65	69	54	43
Avg Yards	47.0	50.1	47.7	47.0	49.6	48.2	47.0	45.5	48.3	48.3	51.0
PUNT RETURNS	24	27	29	23	32	17	18	24	21	18	34
Avg Return	9.5	14.3	7.9	11.3	7.6	9.6	9.3	7.4	9.0	10.3	13.4
Returned for TD	0	0	0	1	0	0	0	0	0	1	1
KICKOFF RETURNS	22	21	26	21	34	24	24	41	22	31	12
Avg Return	27.9	25.7	30.9	22.7	26.5	28.4	26.5	25.4	28.6	32.7	32.1
Returned for TD	0	0	1	0	0	1	0	0	0	2	0
PENALTIES	99	97	115	95	120	82	88	112	99	109	93
Yards Penalized	800	797	979	778	928	739	748	887	799	785	882
FUMBLES BY	22	28	17	18	24	20	18	14	15	27	12
Fumbles Lost	9	10	7	9	12	9	5	7	8	12	3
Opp Fumbles	12	22	17	28	14	19	16	15	17	20	18
Opp Fumbles Lost	5	5	8	15	6	7	6	8	10	8	8
POSS. TIME (avg)	31:46	29:26	29:01	31:21	30:47	29:10	30:02	27:43	29:58	28:54	31:48
TOUCHDOWNS	30	27	34	34	31	35	35	32	33	31	61
Rushing	10	10	8	12	11	16	13	15	12	5	24
Passing	20	16	25	20	20	16	18	17	19	22	35
Returns	0	1	1	2	0	3	4	0	2	4	2
EXTRA POINT KICKS	22/24	22/23	25/28	32/32	27/27	31/31	30/30	26/28	22/23	28/28	58/59
2-PT CONVERSIONS	2/5	3/4	3/6	0/2	2/3	3/4	2/4	1/3	3/10	1/3	0/1
FIELD GOALS MADE/ATTEMPTED	33/37	23/30	19/27	39/42	21/23	31/35	27/37	21/24	19/23	36/42	23/26
POINTS SCORED	305	259	292	353	284	344	327	283	283	324	493

2024 NATIONAL FOOTBALL LEAGUE

TEAM DEFENSIVE TOTALS

CATEGORY	MIA	NE	NYJ	PIT	TEN	ARI	ATL	CAR	CHI	DAL	DET
POINTS ALLOWED	329	361	344	299	417	342	349	448	342	404	299
OPP FIRST DOWNS	274	303	303	283	278	306	293	353	294	304	288
Rushing	82	109	115	99	101	111	108	145	111	124	76
Passing	169	166	147	162	140	176	171	177	163	158	172
Penalty	23	28	41	22	37	19	14	31	20	22	40
OPP YARDS GAINED (tot)	4694	5142	4652	4853	4622	5130	5031	5789	5390	5394	5083
Avg per Game	312.9	342.8	310.1	323.5	308.1	342.0	335.4	385.9	359.3	359.6	338.9
OPP RUSHING (net)	1531	1956	1827	1541	1948	1943	1680	2628	2012	2039	1477
Avg per Game	102.1	130.4	121.8	102.7	129.9	129.5	112.0	175.2	134.1	135.9	98.5
Rushes	355	437	447	371	441	415	392	514	427	422	332
Yards per Rush	4.3	4.5	4.1	4.2	4.4	4.7	4.3	5.1	4.7	4.8	4.5
OPP PASSING (net)	3163	3186	2825	3312	2674	3187	3351	3161	3378	3355	3606
Avg per Game	210.9	212.4	188.3	220.8	178.3	212.5	223.4	210.7	225.2	223.7	240.4
Pass Attempts	488	461	452	498	423	464	507	460	455	462	529
Pass Completions	318	302	285	316	281	324	354	312	291	315	325
Completion Pct	65.2%	65.5%	63.1%	63.5%	66.4%	69.8%	69.8%	67.8%	64.0%	68.2%	61.4%
Yards Gained	3385	3339	3110	3554	2864	3415	3507	3372	3594	3649	3826
Sacked	31	28	39	36	29	39	26	29	34	46	33
Yards Lost	222	153	285	242	190	228	156	211	216	294	220
INTERCEPTED BY	8	7	5	16	11	7	11	8	11	13	14
Yards Returned	14	49	0	209	86	12	175	77	87	97	116
Returned for TD	0	0	0	0	0	0	3	0	1	1	1
OPP PUNT RETURNS	19	30	26	25	44	19	20	23	38	28	19
Avg Return	11.1	12.9	8.5	6.4	14.5	10.2	13.2	7.3	10.7	10.8	6.5
Returned for TD	0	1	0	0	1	0	0	0	0	0	0
OPP KICKOFF RETURNS	15	17	25	33	24	13	26	35	27	37	20
Avg Return	25.7	25.2	23.6	28.7	32.1	31.2	27.3	24.5	28.3	27.0	31.0
Returned for TD	0	0	0	0	0	0	0	0	0	0	0
OPP TOUCHDOWNS	32	41	35	34	50	36	37	50	35	47	32
Rushing	12	14	19	13	20	16	7	21	18	23	16
Passing	18	23	14	19	24	18	28	28	17	23	15
Returns	2	4	2	2	6	2	2	1	0	1	1

2024 NATIONAL FOOTBALL LEAGUE

TEAM OFFENSIVE TOTALS

CATEGORY	GB	LAR	MIN	NO	NYG	PHI	SEA	SF	TB	WAS	NFL/Avg
GAMES (W-L-T)	11-4-0	9-6-0	13-2-0	5-10-0	2-13-0	12-3-0	8-7-0	6-9-0	8-7-0	10-5-0	---
FIRST DOWNS	306	310	313	272	276	319	299	297	342	333	295.2
Rushing	125	112	93	103	95	150	78	104	117	134	100.8
Passing	153	168	183	145	156	147	191	169	196	168	167.8
Penalty	28	30	37	24	25	22	30	24	29	31	26.6
YDS GAINED (tot)	5665	4973	5195	4881	4384	5563	5046	5489	5847	5603	5053.0
Avg per Game	377.7	331.5	346.3	325.4	292.3	370.9	336.4	365.9	389.8	373.5	336.9
RUSHING (net)	2209	1613	1666	1809	1603	2818	1379	1950	2155	2290	1792.9
Avg per Game	147.3	107.5	111.1	120.6	106.9	187.9	91.9	130.0	143.7	152.7	119.5
Rushes	469	407	412	412	369	554	334	411	412	472	404.1
Yards per Rush	4.7	4.0	4.0	4.4	4.3	5.1	4.1	4.7	5.2	4.9	4.4
PASSING (net)	3456	3360	3529	3072	2781	2745	3667	3539	3692	3313	3260.1
Avg per Game	230.4	224.0	235.3	204.8	185.4	183.0	244.5	235.9	246.1	220.9	217.3
Attempts	424	486	464	473	539	388	543	450	507	458	490.1
Completions	272	323	313	294	327	263	376	290	360	320	319.6
Completion Pct	64.2%	66.5%	67.5%	62.2%	60.7%	67.8%	69.2%	64.4%	71.0%	69.9%	65.2%
Yards Gained	3549	3573	3836	3272	3074	3051	3996	3686	3925	3506	3500.0
Sacked	16	28	46	31	48	43	49	32	37	39	36.6
Yards Lost	93	213	307	200	293	306	329	147	233	193	239.9
Had Intercepted	11	8	11	10	12	6	16	12	15	8	10.9
Yards Opp Ret	128	68	62	65	180	57	212	68	166	58	122.1
Opp TDs on Int	2	0	0	1	4	0	1	0	0	0	0.8
PUNTS	49	55	52	65	71	49	66	45	47	42	56.9
Avg Yards	46.5	43.8	45.7	43.7	44.7	47.9	49.1	43.9	43.9	46.5	47.4
PUNT RETURNS	18	15	21	22	28	26	22	31	18	20	24.5
Avg Return	7.9	8.3	7.2	12.3	7.3	9.3	7.7	9.0	8.8	9.8	9.9
Returned for TD	0	0	0	1	0	0	0	0	0	0	0.2
KICKOFF RETURNS	16	25	12	37	35	28	37	26	27	36	25.5
Avg Return	29.8	26.4	24.4	27.0	26.3	25.8	28.1	27.9	26.4	29.3	27.4
Returned for TD	0	0	0	0	0	0	1	0	0	0	0.2
PENALTIES	100	82	97	92	99	98	113	93	91	93	97.4
Yards Penalized	740	742	768	841	794	768	939	728	709	797	794.6
FUMBLES BY	12	13	16	14	20	18	18	21	25	18	17.6
Fumbles Lost	5	5	9	7	10	9	7	10	7	6	7.8
Opp Fumbles	23	14	16	13	19	27	19	19	24	19	17.6
Opp Fumbles Lost	13	7	8	3	9	11	5	6	11	10	7.8
POSS. TIME (avg)	30:58	29:34	30:27	28:34	30:24	32:31	28:51	30:45	31:23	30:45	30:00
TOUCHDOWNS	47	38	44	35	23	47	39	34	50	48	38.1
Rushing	19	14	9	15	12	28	17	14	15	23	14.3
Passing	27	20	32	19	10	19	17	18	34	24	21.8
Returns	1	4	3	1	1	0	5	2	1	1	1.9
EXTRA POINT KICKS	43/43	30/34	42/43	29/31	15/16	40/41	34/37	31/32	45/47	40/42	96.0%
2-PT CONVERSIONS	2/4	0/3	0/1	1/4	1/7	3/6	0/2	0/2	1/3	4/5	40.5%
FIELD GOALS MADE/ATTEMPTED	28/34	23/28	30/34	22/26	20/25	24/31	23/27	32/39	26/28	32/40	83.7%
POINTS SCORED	413	329	396	309	215	402	339	331	427	432	343.2

2024 NATIONAL FOOTBALL LEAGUE

TEAM DEFENSIVE TOTALS

CATEGORY	GB	LAR	MIN	NO	NYG	PHI	SEA	SF	TB	WAS	NFL/Avg
POINTS ALLOWED	287	347	276	346	362	283	340	349	352	348	343.2
OPP FIRST DOWNS	285	300	284	312	285	267	298	272	304	289	295.2
Rushing	95	105	70	120	119	94	100	103	88	105	100.8
Passing	170	167	193	169	146	149	170	151	188	152	167.8
Penalty	20	28	21	23	20	24	28	18	28	32	26.6
OPP YARDS GAINED (tot)	4682	5271	5040	5676	5147	4226	5074	4564	5314	4843	5053.0
Avg per Game	312.1	351.4	336.0	378.4	343.1	281.7	338.3	304.3	354.3	322.9	336.9
OPP RUSHING (net)	1537	1971	1306	2069	2139	1544	1866	1815	1560	2061	1792.9
Avg per Game	102.5	131.4	87.1	137.9	142.6	102.9	124.4	121.0	104.0	137.4	119.5
Rushes	374	431	337	420	445	361	407	416	357	428	404.1
Yards per Rush	4.1	4.6	3.9	4.9	4.8	4.3	4.6	4.4	4.4	4.8	4.4
OPP PASSING (net)	3145	3300	3734	3607	3008	2682	3208	2749	3754	2782	3260.1
Avg per Game	209.7	220.0	248.9	240.5	200.5	178.8	213.9	183.3	250.3	185.5	217.3
Pass Attempts	492	467	574	524	424	484	500	447	560	427	490.1
Pass Completions	327	301	369	325	296	299	328	287	377	268	319.6
Completion Pct	66.5%	64.5%	64.3%	62.0%	69.8%	61.8%	65.6%	64.2%	67.3%	62.8%	65.2%
Yards Gained	3434	3557	4043	3832	3270	2980	3474	2931	4021	3025	3500.0
Sacked	43	32	44	37	41	40	35	35	39	39	36.6
Yards Lost	289	257	309	225	262	298	266	182	267	243	239.9
INTERCEPTED BY	15	11	22	13	3	10	11	11	7	6	10.9
Yards Returned	240	134	134	166	27	51	254	167	28	124	122.1
Returned for TD	1	2	2	0	0	0	2	1	0	1	0.8
OPP PUNT RETURNS	18	21	25	24	25	22	27	17	20	21	24.5
Avg Return	7.5	8.5	6.7	7.5	10.7	7.0	8.6	13.9	13.2	5.9	9.9
Returned for TD	0	0	0	0	1	0	0	0	1	0	0.2
OPP KICKOFF RETURNS	43	11	14	52	13	27	36	28	22	70	25.5
Avg Return	27.0	29.6	28.5	25.8	28.5	28.9	27.5	28.6	27.6	26.3	27.4
Returned for TD	0	0	0	0	0	0	1	1	0	2	0.2
OPP TOUCHDOWNS	33	38	30	38	41	31	38	39	38	41	38.1
Rushing	12	13	7	19	16	9	11	20	13	15	14.3
Passing	19	24	22	15	19	20	24	18	24	24	21.8
Returns	2	1	1	4	6	2	3	1	1	2	1.9

2024 NATIONAL FOOTBALL LEAGUE

AFC TEAM RANKINGS

TEAM	OFFENSE			DEFENSE		
	TOTAL	RUSH	PASS	TOTAL	RUSH	PASS
BAL	*1	1	2	10	*1	15
BUF	2	3	3	13	8	13
CIN	3	14	*1	14	13	14
CLE	12	13	9	11	11	7
DEN	9	8	11	6	3	10
HOU	7	7	8	2	6	3
IND	8	2	15	15	16	12
JAX	13	12	10	16	12	16
KC	4	6	4	1	2	9
LAC	11	10	12	9	10	8
LV	15	16	5	8	7	4
MIA	5	11	6	5	4	5
NE	16	5	16	12	15	6
NYJ	10	15	7	4	9	2
PIT	6	4	13	7	5	11
TEN	14	9	14	3	14	*1

NFC TEAM RANKINGS

TEAM	OFFENSE			DEFENSE		
	Total	Rush	Pass	Total	Rush	Pass
ARI	8	4	11	9	9	7
ATL	7	8	4	5	6	10
CAR	14	10	15	16	16	6
CHI	15	14	13	13	11	12
DAL	12	15	7	14	12	11
DET	1	5	1	8	2	13
GB	3	3	8	3	3	5
LAR	11	12	9	11	10	9
MIN	9	11	6	6	1	15
NO	13	9	12	15	14	14
NYG	16	13	14	10	15	4
PHI	5	*1	16	*1	4	1
SEA	10	16	3	7	8	8
SF	6	7	5	2	7	2
TB	2	6	2	12	5	16
WAS	4	2	10	4	13	3

t = Tied for position
* = League Leader

2024 NATIONAL FOOTBALL LEAGUE

NFL TEAM RANKINGS

TEAM	OFFENSE			DEFENSE		
	TOTAL	RUSH	PASS	TOTAL	RUSH	PASS
ARI	11	5	20	20	22	13
ATL	9	12	6	13	12	21
BAL	*1	2	5	16	*1	31
BUF	7	9	9	23	14	25
CAR	30	16	30	31	32	10
CHI	31	25	27	26	26	23
CIN	10	29	*1	28	21	26
CLE	25	27	19	19	19	14
DAL	16	28	10	27	27	22
DEN	22	19	22	9	5	18
DET	2	6	2	18	4	27
GB	4	4	11	7	7	8
HOU	20	18	18	4	11	6
IND	21	8	28	29	28	24
JAX	26	26	21	32	20	32
KC	13	15	12	3	3	17
LAC	24	23	24	15	17	15
LAR	15	20	13	24	25	19
LV	28	32	14	12	13	9
MIA	17	24	15	8	6	11
MIN	12	17	8	14	2	29
NE	29	14	32	21	24	12
NO	18	13	23	30	30	28
NYG	32	22	29	22	31	7
NYJ	23	31	17	6	16	5
PHI	6	*1	31	*1	9	2
PIT	19	11	25	11	8	20
SEA	14	30	4	17	18	16
SF	8	10	7	2	15	3
TB	3	7	3	25	10	30
TEN	27	21	26	5	23	*1
WAS	5	3	16	10	29	4

t = Tied for position
* = League Leader

2024 NATIONAL FOOTBALL LEAGUE

AFC TEAM OFFENSE RANK

TEAM	(A)	(B)	(C)	(D)	(E)	(F)	(G)	(H)	(I)	(J)	(K)	(L)	(M)	(N)	(O)	(P)	(Q)
BAL	1	1	1	1	2	1	2	3	1	2	4	7	11	13	8	2	14
BUF	2	2	3	3	3	2	4	1	3t	4	1	6	13	16	15	1	11
CIN	3	3	14	7	1	3	5	8	3t	3	9	16	6	6	3	3	13
CLE	12	16	13	8	9	16	14	16	8t	16	7t	9	15	4	9	16	16
DEN	9	11	8	9	11	10	9t	2	13	10	7t	1	7	11	7	4	5
HOU	7	10	7	6	8	12	9t	12	6	7	2t	13	4	10	2	7	9
IND	8	4	2	2	15	6	15	6	14	11	6	8	3	2	4	9	8
JAX	13	6	12	5	10	8	13	4	15t	14	11	4	14	3	1	13	3
KC	4	12	6	13	4	9	8	7	2	1	2t	10	9	8	11	5	7
LAC	11	5	10	12	12	5	1	14	15t	9	12	3	5	15	10	8	1
LV	15	15	16	16	5	14	12	10	8t	15	10	11	2	7	6	14	10
MIA	5	8	11	14	6	7	7	9	5	8	14	12	8	12	13	10	6
NE	16	14	5	4	16	15	11	13	12	13	5	2	12	1	12	15	12
NYJ	10	7	15	10	7	11	6	5	8t	5	15	14	1	9	14	11	15
PIT	6	9	4	15	13	4	3	11	7	6	13	5	16	14	5	6	2
TEN	14	13	9	11	14	13	16	15	8t	12	16	15	10	5	16	12	4

AFC TEAM DEFENSE RANK

TEAM	(A)	(B)	(C)	(D)	(E)	(F)	(G)	(H)	(I)	(J)	(K)	(L)	(M)	(N)	(O)	(P)	(Q)	(R)	(S)
BAL	10	7	1	1	15	11	12	4	12	11	1t	3	8	7	13	9	12	2	1
BUF	13	15	8	15	13	10	7	12	14	15t	3t	4	15	12	7	7	6	1	3
CIN	14	13	13	14	14	12	6	15	15	13	9	7	2	15	15	14	8t	7	7
CLE	11	14	11	13	7	14	16	6	1	4	6	15	9	10	6	12	1	16	13
DEN	6	1	3	2	10	2	4	1	9	6	5	6	7	11	5	3	16	3	9
HOU	2	3	6	7	3	1	1	2	2t	3	11	1	6	16	16	5	15	8	4
IND	15	11	16	10	12	13	3	8	13	15t	7	14	13	5	4	10	5	10	14
JAX	16	16	12	6	16	16	15	16	16	14	8	9	14	8	8	15	10	13	16
KC	1	5	2	3	9	6	9	10	4	9	1t	10	12	9	12	2	4	4	2
LAC	9	10	10	16	8	4	5	5	7t	5	13	8	11	14	14	1	2	5t	12
LV	8	6	7	9	4	7	11	11	7t	10	14	12	3	2	2	13	13	14	11
MIA	5	9	4	8	5	8	10	13	2t	1	10	11	5	13	10	6	11	9	5
NE	12	12	15	12	6	15	13	14	10t	12	3t	13	4	1	1	11	8t	12	15
NYJ	4	2	9	4	2	3	14	3	10t	7	15	5	1	4	9	8	14	11	8
PIT	7	8	5	5	11	9	2	7	6	2	12	2	10	3	3	4	3	5t	6
TEN	3	4	14	11	1	5	8	9	5	8	16	16	16	6	11	16	7	15	10

- (A)

Total Yards per Game
- (B)

Total Yards per Play
- (C)

Rushing Yards per Game
- (D)

Rushing Yards per Attempt
- (E)

Passing Net Yards per Game
- (F)

Passing Net Yards per Play
- (G)

Passing, Percent Had Intercepted
- (H)

Sacks per Pass Play
- (I)

First Downs per Game
- (J)

Third Down Efficiency
- (K)

Fourth Down Efficiency
- (L)

Punt Return Average
- (M)

Kickoff Return Average
- (N)

Gross Punting Average
- (O)

Net Punting Average
- (P)

Points per Game
- (Q)

Field Goal Percentage
- (R)

Points per Game Differential (combined offense/defense)
- (S)

Net Yards per Game Differential (combined offense/defense)

2024 NATIONAL FOOTBALL LEAGUE

NFC TEAM OFFENSE RANK

TEAM	(A)	(B)	(C)	(D)	(E)	(F)	(G)	(H)	(I)	(J)	(K)	(L)	(M)	(N)	(O)	(P)	(Q)
ARI	8	5	4	1	11	9	5	2	7t	4	15	5	6	5	2	7	2
ATL	7	7	8	11	4	5	16	4	9	9	5	6	10	7	14	11	16
CAR	14	14	10	8	15	14	15	7	16	14	13	14	15	11	7	14t	5
CHI	15	15	14	13	13	15	1	16	15	16	7t	8t	5	4	9	14t	9
DAL	12	13	15	15	7	13	7	6	12	13	16	3	1	3	8	12	6
DET	1	1	5	7	1	2	6	5	1	2	3	1	2	1	1	1	3
GB	3	2	3	6	8	1	11	1	7t	8	9	12	3	8	6	4	10
LAR	11	11	12	16	9	8	3	3	6	11	4	11	12	15	13	10	11
MIN	9	9	11	14	6	4	10	14	5	7	7t	16	16	10	10	6	4
NO	13	12	9	9	12	12	8	8	14	10	12	2	9	16	12	13	8
NYG	16	16	13	10	14	16	9	12	13	15	10	15	13	12	11	16	13t
PHI	5	8	1	3	16	10	2	15	4	5	2	7	14	6	4	5	15
SEA	10	10	16	12	3	11	13	13	10	12	11	13	7	2	3	8	7
SF	6	3	7	5	5	3	12	9	11	6	14	8t	8	14	15	9	12
TB	2	4	6	2	2	6	14	10	2	1	6	10	11	13	16	3	1
WAS	4	6	2	4	10	7	4	11	3	3	1	4	4	9	5	2	13t

NFC TEAM DEFENSE RANK

TEAM	(A)	(B)	(C)	(D)	(E)	(F)	(G)	(H)	(I)	(J)	(K)	(L)	(M)	(N)	(O)	(P)	(Q)	(R)	(S)
ARI	9	9	9	10	7	9	13	5	14	15	10	10	16	12	13	6t	13	7	8
ATL	5	7	6	4	10	8	10	16	8	14	3	15	6	1	2	11t	16	11	7
CAR	16	13	16	16	6	12	12	14	16	16	7	5	1	5	6	16	9t	16	16
CHI	13	16	11	11	12	16	7	9	9	7t	5t	12	9	10	8	6t	9t	13	15
DAL	14	15	12	14	11	14	3	1	12t	3	14	13	5	7	5	15	14t	14	12
DET	8	12	2	7	13	10	4	15	6	1	2	2	15	15	4	4	8	1	2
GB	3	3	3	2	5	3	2	4	4t	5	8	6	4	13	15	3	12	2	3
LAR	11	11	10	8	9	15	8	13	11	10	11	8	14	8	9	9	11	9t	11
MIN	6	4	1	1	15	6	1	8	3	2	1	3	10	14	14	1	2t	3	9
NO	15	14	14	15	14	11	5	10	15	7t	5t	7	2	2	1	8	2t	12	14
NYG	10	10	15	12	4	13	16	2	4t	12	9	11	11	11	10	14	6	15	13
PHI	1	1	4	3	1	1	11	6	1	4	15t	4	13	4	7	2	4t	4	1
SEA	7	5	8	9	8	5	9	11	10	6	4	9	7	6	11	5	7	8	10
SF	2	2	7	5	2	2	6	7	2	13	12	16	12	16	16	11t	14t	9t	4
TB	12	8	5	6	16	7	15	12	12t	11	15t	14	8	3	3	13	1	6	6
WAS	4	6	13	13	3	4	14	3	7	9	13	1	3	9	12	10	4t	5	5

- (A)

Total Yards per Game
- (B)

Total Yards per Play
- (C)

Rushing Yards per Game
- (D)

Rushing Yards per Attempt
- (E)

Passing Net Yards per Game
- (F)

Passing Net Yards per Play
- (G)

Passing, Percent Had Intercepted
- (H)

Sacks per Pass Play
- (I)

First Downs per Game
- (J)

Third Down Efficiency
- (K)

Fourth Down Efficiency
- (L)

Punt Return Average
- (M)

Kickoff Return Average
- (N)

Gross Punting Average
- (O)

Net Punting Average
- (P)

Points per Game
- (Q)

Field Goal Percentage
- (R)

Points per Game Differential (combined offense/defense)
- (S)

Net Yards per Game Differential (combined offense/defense)

2024 NATIONAL FOOTBALL LEAGUE

NFL TEAM OFFENSE RANK

TEAM	(A)	(B)	(C)	(D)	(E)	(F)	(G)	(H)	(I)	(J)	(K)	(L)	(M)	(N)	(O)	(P)	(Q)
BAL	1	1	2	1	5	1	2	4	2	3	7t	9	21	20	13	3	30
BUF	7	5	9	8	9	4	5	1	6t	7	1	8	27	25	24	2	23
CIN	10	8	29	18	1	9	6	16	6t	4	15t	30	12	7	6	6	28
CLE	25	30	27	19	19	31	29	30	21t	32	12t	12	31	5	15	31	32
DEN	22	23	19	20	22	22	17t	3	28	19	12t	1	13	17	12	10	6
HOU	20	22	18	17	18	24	17t	25	18	16	3t	23	8	16	3	13	15
IND	21	14	8	7	28	18	31	12	29	21	11	10	6	3	9	21	13
JAX	26	18	26	15	21	20	25	6	30t	27	21	6	29	4	2	28	4
KC	13	24	15	27	12	21	13	15	5	1	3t	13	18	10	20	11	8t
LAC	24	17	23	24	24	15	1	27	30t	18	22	4	11	22	17	18	1
LV	28	29	32	32	14	27	23	21	21t	30	19	15	4	9	11	29	19t
MIA	17	20	24	28	15	19	8	17	11t	17	28	17	15	18	22	23	7
NE	29	28	14	12	32	29	20	26	26	26	10	2	26	2	21	30	27
NYJ	23	19	31	21	17	23	7	11	21t	12	29t	25	3	15	23	24	31
PIT	19	21	11	31	25	14	4	24	19	13	25	7	32	21	10	12	2t
TEN	27	27	21	22	26	26	32	29	21t	22	32	28	20	6	30	25	5
ARI	11	7	5	2	20	12	12	5	11t	8	29t	16	10	13	4	14	8t
ATL	9	10	12	16	6	7	30	8	14	15	9	18	19	19	29	19	29
CAR	30	26	16	11	30	28	28	13	32	28	26	29	28	27	16	26t	12
CHI	31	31	25	25	27	30	3	32	27	31	15t	20t	9	12	19	26t	18
DAL	16	25	28	29	10	25	15	10	17	25	31	11	1	11	18	20	14
DET	2	2	6	10	2	3	14	9	1	5	6	3	2	1	1	1	10
GB	4	3	4	9	11	2	22	2	11t	14	18	26	5	23	14	7	19t
LAR	15	15	20	30	13	11	10	7	10	23	7t	24	23	31	28	17	21
MIN	12	12	17	26	8	6	21	28	9	11	15t	32	30	26	25	9	11
NO	18	16	13	13	23	17	16	14	21t	20	24	5	17	32	27	22	17
NYG	32	32	22	14	29	32	19	22	20	29	20	31	24	28	26	32	24t
PHI	6	11	1	4	31	13	9	31	8	9	5	19	25	14	7	8	26
SEA	14	13	30	23	4	16	26	23	15	24	23	27	14	8	5	15	16
SF	8	4	10	6	7	5	24	18	16	10	27	20t	16	30	31	16	22
TB	3	6	7	3	3	8	27	19	3	2	14	22	22	29	32	5	2t
WAS	5	9	3	5	16	10	11	20	4	6	2	14	7	24	8	4	24t

- (A)

Total Yards per Game
- (B)

Total Yards per Play
- (C)

Rushing Yards per Game
- (D)

Rushing Yards per Attempt
- (E)

Passing Net Yards per Game
- (F)

Passing Net Yards per Play
- (G)

Passing, Percent Had Intercepted
- (H)

Sacks per Pass Play
- (I)

First Downs per Game
- (J)

Third Down Efficiency
- (K)

Fourth Down Efficiency
- (L)

Punt Return Average
- (M)

Kickoff Return Average
- (N)

Gross Punting Average
- (O)

Net Punting Average
- (P)

Points per Game
- (Q)

Field Goal Percentage

2024 NATIONAL FOOTBALL LEAGUE

NFL TEAM DEFENSE RANK

TEAM	(A)	(B)	(C)	(D)	(E)	(F)	(G)	(H)	(I)	(J)	(K)	(L)	(M)	(N)	(O)	(P)	(Q)	(R)	(S)
BAL	16	11	1	1	31	19	24	8	26	23	5t	10	13	18	25	19t	22	6	2
BUF	23	23	14	24	25	16	10	25	29	29t	9t	12	31	25	13	11	9	2	10
CIN	28	21	21	21	26	22	9	30	30	26	21	16	2	30	31	28	15t	13	16
CLE	19	22	19	20	14	27	31	12	1	9	12	31	14	21	12	26	1	30	25
DEN	9	2	5	3	18	3	7	3	14t	11	11	15	9	24	11	4	31	8	19
HOU	4	4	11	11	6	2	2	5	4t	7t	24t	1	8	31	32	9	28	14	11
IND	29	18	28	16	24	24	4	20	27	29t	13	27	26	16	8	23	8	22	26
JAX	32	32	20	10	32	32	30	31	31	27	19t	18	27	19	14	29	17	27	31
KC	3	8	3	4	17	11	16	23	6	20	5t	20	25	20	21	3	7	9	8
LAC	15	15	17	27	15	6	8	10	9t	10	29	17	24	28	30	1	2	11t	23
LV	12	10	13	13	9	12	23	24	9t	21	30	25	4	8	4	27	23	28	22
MIA	8	13	6	12	11	14	22	26	4t	3	22	24	6	27	17	10	18	20	12
NE	21	19	24	19	12	28	25	29	21t	25	9t	26	5	4	1	24	15t	26	27
NYJ	6	3	16	5	5	5	29	7	21t	15	31	13	1	13	16	15	24	23	18
PIT	11	12	8	7	20	15	3	16	8	5	28	3	22	12	6	7t	4t	11t	15
TEN	5	7	23	17	1	8	12	21	7	18t	32	32	32	17	20	31	13	29	20
ARI	20	24	22	25	13	20	26	9	25	29t	17	19	30	22	26	13t	27	15	13
ATL	13	17	12	9	21	18	19	32	17	28	3	29	15	1	3	19t	32	19	9
CAR	31	28	32	32	10	25	21	27	32	32	14	7	3	6	10	32	20t	32	32
CHI	26	31	26	26	23	31	15	15	18	13t	5t	22	18	14	18	13t	20t	24	30
DAL	27	30	27	30	22	29	6	1	23t	4	24t	23	12	9	9	30	29t	25	24
DET	18	27	4	18	27	21	11	28	14t	1	2	4	29	29	7	7t	19	1	3
GB	7	6	7	6	8	7	5	6	12t	7t	15	8	11	23	28	6	26	3	4
LAR	24	26	25	22	19	30	17	22	20	17	18	11	28	10	19	17	25	17t	21
MIN	14	9	2	2	29	13	1	14	9t	2	1	5	19	26	27	2	4t	4	14
NO	30	29	30	31	28	23	13	17	28	13t	5t	9	7	2	2	16	4t	21	29
NYG	22	25	31	28	7	26	32	2	12t	22	16	21	20	15	22	25	12	31	28
PHI	1	1	9	8	2	1	20	11	2	6	26t	6	23	5	15	5	10t	5	1
SEA	17	14	18	23	16	10	18	18	19	12	4	14	16	7	23	12	14	16	17
SF	2	5	15	14	3	4	14	13	3	24	19t	30	21	32	29	19t	29t	17t	5
TB	25	20	10	15	30	17	28	19	23t	18t	26t	28	17	3	5	22	3	10	7
WAS	10	16	29	29	4	9	27	4	16	16	23	2	10	11	24	18	10t	7	6

- (A)

Total Yards per Game
- (B)

Total Yards per Play
- (C)

Rushing Yards per Game
- (D)

Rushing Yards per Attempt
- (E)

Passing Net Yards per Game
- (F)

Passing Net Yards per Play
- (G)

Passing, Percent Had Intercepted
- (H)

Sacks per Pass Play
- (I)

First Downs per Game
- (J)

Third Down Efficiency
- (K)

Fourth Down Efficiency
- (L)

Punt Return Average
- (M)

Kickoff Return Average
- (N)

Gross Punting Average
- (O)

Net Punting Average
- (P)

Points per Game
- (Q)

Field Goal Percentage
- (R)

Points per Game Differential (combined offense/defense)
- (S)

Net Yards per Game Differential (combined offense/defense)

2024 NATIONAL FOOTBALL LEAGUE

AFC TOTAL OFFENSE

RANK	TEAM	TOTAL	RUSH	PASS	TOTAL/G	RUSH/G	PASS/G
1	Baltimore	6355	2718	3637	423.7	181.2	242.5
2	Buffalo	5498	2003	3495	366.5	133.5	233.0
3	Cincinnati	5401	1391	4010	360.1	92.7	267.3
4	Kansas City	5083	1694	3389	338.9	112.9	225.9
5	Miami	4918	1586	3332	327.9	105.7	222.1
6	Pittsburgh	4873	1890	2983	324.9	126.0	198.9
7	Houston	4850	1644	3206	323.3	109.6	213.7
8	Indianapolis	4817	2028	2789	321.1	135.2	185.9
9	Denver	4710	1627	3083	314.0	108.5	205.5
10	New York Jets	4619	1331	3288	307.9	88.7	219.2
11	Los Angeles Chargers	4612	1598	3014	307.5	106.5	200.9
12	Cleveland	4608	1438	3170	307.2	95.9	211.3
13	Jacksonville	4592	1494	3098	306.1	99.6	206.5
14	Tennessee	4521	1611	2910	301.4	107.4	194.0
15	Las Vegas	4502	1162	3340	300.1	77.5	222.7
16	New England	4474	1796	2678	298.3	119.7	178.5
	TOTALS	78433	27011	51422	326.8	112.5	214.3

AFC TOTAL DEFENSE

RANK	TEAM	TOTAL	RUSH	PASS	TOTAL/G	RUSH/G	PASS/G
1	Kansas City	4608	1371	3237	307.2	91.4	215.8
2	Houston	4609	1602	3007	307.3	106.8	200.5
3	Tennessee	4622	1948	2674	308.1	129.9	178.3
4	New York Jets	4652	1827	2825	310.1	121.8	188.3
5	Miami	4694	1531	3163	312.9	102.1	210.9
6	Denver	4794	1497	3297	319.6	99.8	219.8
7	Pittsburgh	4853	1541	3312	323.5	102.7	220.8
8	Las Vegas	4921	1769	3152	328.1	117.9	210.1
9	Los Angeles Chargers	5069	1862	3207	337.9	124.1	213.8
10	Baltimore	5070	1247	3823	338.0	83.1	254.9
11	Cleveland	5099	1911	3188	339.9	127.4	212.5
12	New England	5142	1956	3186	342.8	130.4	212.4
13	Buffalo	5216	1774	3442	347.7	118.3	229.5
14	Cincinnati	5399	1925	3474	359.9	128.3	231.6
15	Indianapolis	5432	2048	3384	362.1	136.5	225.6
16	Jacksonville	5863	1918	3945	390.9	127.9	263.0
	TOTALS	80043	27727	52316	333.5	115.5	218.0

2024 NATIONAL FOOTBALL LEAGUE

NFC TOTAL OFFENSE

RANK	TEAM	TOTAL	RUSH	PASS	TOTAL/G	RUSH/G	PASS/G
1	Detroit	6129	2158	3971	408.6	143.9	264.7
2	Tampa Bay	5847	2155	3692	389.8	143.7	246.1
3	Green Bay	5665	2209	3456	377.7	147.3	230.4
4	Washington	5603	2290	3313	373.5	152.7	220.9
5	Philadelphia	5563	2818	2745	370.9	187.9	183.0
6	San Francisco	5489	1950	3539	365.9	130.0	235.9
7	Atlanta	5413	1866	3547	360.9	124.4	236.5
8	Arizona	5301	2187	3114	353.4	145.8	207.6
9	Minnesota	5195	1666	3529	346.3	111.1	235.3
10	Seattle	5046	1379	3667	336.4	91.9	244.5
11	Los Angeles Rams	4973	1613	3360	331.5	107.5	224.0
12	Dallas	4921	1428	3493	328.1	95.2	232.9
13	New Orleans	4881	1809	3072	325.4	120.6	204.8
14	Carolina	4437	1684	2753	295.8	112.3	183.5
15	Chicago	4417	1548	2869	294.5	103.2	191.3
16	New York Giants	4384	1603	2781	292.3	106.9	185.4
	TOTALS	83264	30363	52901	346.9	126.5	220.4

NFC TOTAL DEFENSE

RANK	TEAM	TOTAL	RUSH	PASS	TOTAL/G	RUSH/G	PASS/G
1	Philadelphia	4226	1544	2682	281.7	102.9	178.8
2	San Francisco	4564	1815	2749	304.3	121.0	183.3
3	Green Bay	4682	1537	3145	312.1	102.5	209.7
4	Washington	4843	2061	2782	322.9	137.4	185.5
5	Atlanta	5031	1680	3351	335.4	112.0	223.4
6	Minnesota	5040	1306	3734	336.0	87.1	248.9
7	Seattle	5074	1866	3208	338.3	124.4	213.9
8	Detroit	5083	1477	3606	338.9	98.5	240.4
9	Arizona	5130	1943	3187	342.0	129.5	212.5
10	New York Giants	5147	2139	3008	343.1	142.6	200.5
11	Los Angeles Rams	5271	1971	3300	351.4	131.4	220.0
12	Tampa Bay	5314	1560	3754	354.3	104.0	250.3
13	Chicago	5390	2012	3378	359.3	134.1	225.2
14	Dallas	5394	2039	3355	359.6	135.9	223.7
15	New Orleans	5676	2069	3607	378.4	137.9	240.5
16	Carolina	5789	2628	3161	385.9	175.2	210.7
	TOTALS	81654	29647	52007	340.2	123.5	216.7

2024 NATIONAL FOOTBALL LEAGUE

NFL TOTAL OFFENSE

RANK	TEAM	TOTAL	RUSH	PASS	TOTAL/G	RUSH/G	PASS/G
1	Baltimore	6355	2718	3637	423.7	181.2	242.5
2	Detroit	6129	2158	3971	408.6	143.9	264.7
3	Tampa Bay	5847	2155	3692	389.8	143.7	246.1
4	Green Bay	5665	2209	3456	377.7	147.3	230.4
5	Washington	5603	2290	3313	373.5	152.7	220.9
6	Philadelphia	5563	2818	2745	370.9	187.9	183.0
7	Buffalo	5498	2003	3495	366.5	133.5	233.0
8	San Francisco	5489	1950	3539	365.9	130.0	235.9
9	Atlanta	5413	1866	3547	360.9	124.4	236.5
10	Cincinnati	5401	1391	4010	360.1	92.7	267.3
11	Arizona	5301	2187	3114	353.4	145.8	207.6
12	Minnesota	5195	1666	3529	346.3	111.1	235.3
13	Kansas City	5083	1694	3389	338.9	112.9	225.9
14	Seattle	5046	1379	3667	336.4	91.9	244.5
15	Los Angeles Rams	4973	1613	3360	331.5	107.5	224.0
16	Dallas	4921	1428	3493	328.1	95.2	232.9
17	Miami	4918	1586	3332	327.9	105.7	222.1
18	New Orleans	4881	1809	3072	325.4	120.6	204.8
19	Pittsburgh	4873	1890	2983	324.9	126.0	198.9
20	Houston	4850	1644	3206	323.3	109.6	213.7
21	Indianapolis	4817	2028	2789	321.1	135.2	185.9
22	Denver	4710	1627	3083	314.0	108.5	205.5
23	New York Jets	4619	1331	3288	307.9	88.7	219.2
24	Los Angeles Chargers	4612	1598	3014	307.5	106.5	200.9
25	Cleveland	4608	1438	3170	307.2	95.9	211.3
26	Jacksonville	4592	1494	3098	306.1	99.6	206.5
27	Tennessee	4521	1611	2910	301.4	107.4	194.0
28	Las Vegas	4502	1162	3340	300.1	77.5	222.7
29	New England	4474	1796	2678	298.3	119.7	178.5
30	Carolina	4437	1684	2753	295.8	112.3	183.5
31	Chicago	4417	1548	2869	294.5	103.2	191.3
32	New York Giants	4384	1603	2781	292.3	106.9	185.4
	TOTALS	161697	57374	104323	336.9	119.5	217.3

2024 NATIONAL FOOTBALL LEAGUE

NFL TOTAL DEFENSE

RANK	TEAM	TOTAL	RUSH	PASS	TOTAL/G	RUSH/G	PASS/G
1	Philadelphia	4226	1544	2682	281.7	102.9	178.8
2	San Francisco	4564	1815	2749	304.3	121.0	183.3
3	Kansas City	4608	1371	3237	307.2	91.4	215.8
4	Houston	4609	1602	3007	307.3	106.8	200.5
5	Tennessee	4622	1948	2674	308.1	129.9	178.3
6	New York Jets	4652	1827	2825	310.1	121.8	188.3
7	Green Bay	4682	1537	3145	312.1	102.5	209.7
8	Miami	4694	1531	3163	312.9	102.1	210.9
9	Denver	4794	1497	3297	319.6	99.8	219.8
10	Washington	4843	2061	2782	322.9	137.4	185.5
11	Pittsburgh	4853	1541	3312	323.5	102.7	220.8
12	Las Vegas	4921	1769	3152	328.1	117.9	210.1
13	Atlanta	5031	1680	3351	335.4	112.0	223.4
14	Minnesota	5040	1306	3734	336.0	87.1	248.9
15	Los Angeles Chargers	5069	1862	3207	337.9	124.1	213.8
16	Baltimore	5070	1247	3823	338.0	83.1	254.9
17	Seattle	5074	1866	3208	338.3	124.4	213.9
18	Detroit	5083	1477	3606	338.9	98.5	240.4
19	Cleveland	5099	1911	3188	339.9	127.4	212.5
20	Arizona	5130	1943	3187	342.0	129.5	212.5
21	New England	5142	1956	3186	342.8	130.4	212.4
22	New York Giants	5147	2139	3008	343.1	142.6	200.5
23	Buffalo	5216	1774	3442	347.7	118.3	229.5
24	Los Angeles Rams	5271	1971	3300	351.4	131.4	220.0
25	Tampa Bay	5314	1560	3754	354.3	104.0	250.3
26	Chicago	5390	2012	3378	359.3	134.1	225.2
27	Dallas	5394	2039	3355	359.6	135.9	223.7
28	Cincinnati	5399	1925	3474	359.9	128.3	231.6
29	Indianapolis	5432	2048	3384	362.1	136.5	225.6
30	New Orleans	5676	2069	3607	378.4	137.9	240.5
31	Carolina	5789	2628	3161	385.9	175.2	210.7
32	Jacksonville	5863	1918	3945	390.9	127.9	263.0
	TOTALS	161697	57374	104323	336.9	119.5	217.3

2024 NATIONAL FOOTBALL LEAGUE

2024 NATIONAL FOOTBALL LEAGUE

AFC TEAM TAKEAWAYS/GIVEAWAYS

RANK	TEAM	TAKEAWAYS			GIVEAWAYS			NET DIFF
		INT	FUM	TOTAL	INT	FUM	TOTAL	
1	Buffalo	14	14	28	6	2	8	+20
2	Pittsburgh	16	15	31	5	9	14	+17
3	Houston	19	9	28	11	6	17	+11
4	Los Angeles Chargers	14	5	19	3	6	9	+10
5	Denver	15	9	24	11	7	18	+6
6t	Cincinnati	14	9	23	8	11	19	+4
6t	Kansas City	12	6	18	11	3	14	+4
8	Baltimore	9	5	14	4	7	11	+3
9t	Indianapolis	15	9	24	17	9	26	-2
9t	New York Jets	5	8	13	8	7	15	-2
11	Miami	8	5	13	8	9	17	-4
12	New England	7	5	12	11	10	21	-9
13t	Jacksonville	5	3	8	14	9	23	-15
13t	Tennessee	11	6	17	20	12	32	-15
15	Las Vegas	8	3	11	15	13	28	-17
16	Cleveland	4	8	12	20	10	30	-18
	TOTALS	176	119	295	172	130	302	-7

NFC TEAM TAKEAWAYS/GIVEAWAYS

RANK	TEAM	TAKEAWAYS			GIVEAWAYS			NET DIFF
		INT	FUM	TOTAL	INT	FUM	TOTAL	
1	Green Bay	15	13	28	11	5	16	+12
2	Minnesota	22	8	30	11	9	20	+10
3	Detroit	14	8	22	10	3	13	+9
4	Chicago	11	10	21	5	8	13	+8
5	Philadelphia	10	11	21	6	9	15	+6
6	Los Angeles Rams	11	7	18	8	5	13	+5
7	Washington	6	10	16	8	6	14	+2
8	New Orleans	13	3	16	10	7	17	-1
9	Dallas	13	8	21	12	12	24	-3
10t	Arizona	7	7	14	9	9	18	-4
10t	Tampa Bay	7	11	18	15	7	22	-4
12t	Atlanta	11	6	17	17	5	22	-5
12t	San Francisco	11	6	17	12	10	22	-5
14	Carolina	8	8	16	15	7	22	-6
15	Seattle	11	5	16	16	7	23	-7
16	New York Giants	3	9	12	12	10	22	-10
	TOTALS	173	130	303	177	119	296	+7

2024 NATIONAL FOOTBALL LEAGUE

NFL TEAM TAKEAWAYS/GIVEAWAYS

RANK	TEAM	TAKEAWAYS			GIVEAWAYS			NET DIFF
		INT	FUM	TOTAL	INT	FUM	TOTAL	
1	Buffalo	14	14	28	6	2	8	+20
2	Pittsburgh	16	15	31	5	9	14	+17
3	Green Bay	15	13	28	11	5	16	+12
4	Houston	19	9	28	11	6	17	+11
5t	Los Angeles Chargers	14	5	19	3	6	9	+10
5t	Minnesota	22	8	30	11	9	20	+10
7	Detroit	14	8	22	10	3	13	+9
8	Chicago	11	10	21	5	8	13	+8
9t	Denver	15	9	24	11	7	18	+6
9t	Philadelphia	10	11	21	6	9	15	+6
11	Los Angeles Rams	11	7	18	8	5	13	+5
12t	Cincinnati	14	9	23	8	11	19	+4
12t	Kansas City	12	6	18	11	3	14	+4
14	Baltimore	9	5	14	4	7	11	+3
15	Washington	6	10	16	8	6	14	+2
16	New Orleans	13	3	16	10	7	17	-1
17t	Indianapolis	15	9	24	17	9	26	-2
17t	New York Jets	5	8	13	8	7	15	-2
19	Dallas	13	8	21	12	12	24	-3
20t	Arizona	7	7	14	9	9	18	-4
20t	Miami	8	5	13	8	9	17	-4
20t	Tampa Bay	7	11	18	15	7	22	-4
23t	Atlanta	11	6	17	17	5	22	-5
23t	San Francisco	11	6	17	12	10	22	-5
25	Carolina	8	8	16	15	7	22	-6
26	Seattle	11	5	16	16	7	23	-7
27	New England	7	5	12	11	10	21	-9
28	New York Giants	3	9	12	12	10	22	-10
29t	Jacksonville	5	3	8	14	9	23	-15
29t	Tennessee	11	6	17	20	12	32	-15
31	Las Vegas	8	3	11	15	13	28	-17
32	Cleveland	4	8	12	20	10	30	-18
	TOTALS	349	249	598	349	249	598	0

2024 NATIONAL FOOTBALL LEAGUE

2024 NATIONAL FOOTBALL LEAGUE

AFC OFFENSE INSIDE THE 20

RANK	TEAM	DRIVES	PTS	TD	TD%	FG	SCORES	SCORE%
1	Baltimore	59	332	43	72.9%	11	54	91.5%
2	Buffalo	62	339	43	69.4%	14	57	91.9%
3	Cincinnati	50	274	34	68.0%	13	47	94.0%
4	Denver	49	244	30	61.2%	12	42	85.7%
5	Los Angeles Chargers	40	204	23	57.5%	15	38	95.0%
6	Miami	46	223	26	56.5%	15	41	89.1%
7	Tennessee	41	188	23	56.1%	9	32	78.0%
8	Jacksonville	45	213	25	55.6%	13	38	84.4%
9	Cleveland	31	137	17	54.8%	6	23	74.2%
10	Indianapolis	44	216	24	54.5%	17	41	93.2%
11	Houston	51	238	27	52.9%	17	44	86.3%
12	New York Jets	48	217	25	52.1%	15	40	83.3%
13	Kansas City	60	284	31	51.7%	23	54	90.0%
14	Las Vegas	39	177	19	48.7%	15	34	87.2%
15	Pittsburgh	50	227	24	48.0%	20	44	88.0%
16	New England	44	192	21	47.7%	15	36	81.8%
	TOTALS	759	3705	435	57.3%	230	665	87.6%

AFC DEFENSE INSIDE THE 20

RANK	TEAM	DRIVES	PTS	TD	TD%	FG	SCORES	SCORE%
1	Los Angeles Chargers	38	162	17	44.7%	15	32	84.2%
2	Denver	42	188	19	45.2%	18	37	88.1%
3	Miami	47	211	23	48.9%	17	40	85.1%
4	Kansas City	45	202	23	51.1%	15	38	84.4%
5	Pittsburgh	52	237	28	53.8%	14	42	80.8%
6	Baltimore	45	215	26	57.8%	12	38	84.4%
7	New York Jets	55	267	32	58.2%	16	48	87.3%
8	Buffalo	56	269	33	58.9%	13	46	82.1%
9	Cleveland	47	223	28	59.6%	9	37	78.7%
10	Indianapolis	55	268	33	60.0%	12	45	81.8%
11	Jacksonville	54	272	33	61.1%	16	49	90.7%
12t	Las Vegas	51	268	32	62.7%	16	48	94.1%
12t	New England	51	264	32	62.7%	14	46	90.2%
14	Houston	39	196	25	64.1%	8	33	84.6%
15	Tennessee	51	270	33	64.7%	14	47	92.2%
16	Cincinnati	49	263	33	67.3%	11	44	89.8%
	TOTALS	777	3775	450	57.9%	220	670	86.2%

2024 NATIONAL FOOTBALL LEAGUE

NFC OFFENSE INSIDE THE 20

RANK	TEAM	DRIVES	PTS	TD	TD%	FG	SCORES	SCORE%
1	Detroit	65	344	44	67.7%	13	57	87.7%
2	Tampa Bay	58	318	39	67.2%	16	55	94.8%
3	Chicago	35	176	22	62.9%	9	31	88.6%
4	Washington	62	325	38	61.3%	19	57	91.9%
5	Minnesota	53	268	32	60.4%	15	47	88.7%
6	New Orleans	40	187	24	60.0%	8	32	80.0%
7	Green Bay	62	314	37	59.7%	18	55	88.7%
8	Carolina	43	208	25	58.1%	12	37	86.0%
9	Philadelphia	59	288	34	57.6%	17	51	86.4%
10	Seattle	38	173	21	55.3%	9	30	78.9%
11	Arizona	49	245	27	55.1%	18	45	91.8%
12	Los Angeles Rams	57	259	30	52.6%	18	48	84.2%
13	San Francisco	56	257	29	51.8%	19	48	85.7%
14	Dallas	42	176	21	50.0%	10	31	73.8%
15	Atlanta	45	197	22	48.9%	14	36	80.0%
16	New York Giants	40	146	17	42.5%	10	27	67.5%
	TOTALS	804	3881	462	57.5%	225	687	85.4%

NFC DEFENSE INSIDE THE 20

RANK	TEAM	DRIVES	PTS	TD	TD%	FG	SCORES	SCORE%
1	Chicago	59	259	28	47.5%	22	50	84.7%
2	Los Angeles Rams	49	216	24	49.0%	17	41	83.7%
3	Detroit	46	202	23	50.0%	14	37	80.4%
4	Arizona	53	240	27	50.9%	17	44	83.0%
5	Philadelphia	45	202	23	51.1%	14	37	82.2%
6	New York Giants	45	222	24	53.3%	18	42	93.3%
7	Tampa Bay	54	246	29	53.7%	15	44	81.5%
8	Seattle	52	249	28	53.8%	18	46	88.5%
9	Minnesota	42	198	23	54.8%	12	35	83.3%
10	New Orleans	47	219	26	55.3%	13	39	83.0%
11	Green Bay	45	220	27	60.0%	11	38	84.4%
12	Atlanta	45	229	28	62.2%	11	39	86.7%
13	Washington	44	229	28	63.6%	13	41	93.2%
14	Carolina	63	335	41	65.1%	16	57	90.5%
15	San Francisco	49	268	32	65.3%	15	47	95.9%
16	Dallas	48	277	36	75.0%	9	45	93.8%
	TOTALS	786	3811	447	56.9%	235	682	86.8%

2024 NATIONAL FOOTBALL LEAGUE

NFL OFFENSE INSIDE THE 20

RANK	TEAM	DRIVES	PTS	TD	TD%	FG	SCORES	SCORE%
1	Baltimore	59	332	43	72.9%	11	54	91.5%
2	Buffalo	62	339	43	69.4%	14	57	91.9%
3	Cincinnati	50	274	34	68.0%	13	47	94.0%
4	Detroit	65	344	44	67.7%	13	57	87.7%
5	Tampa Bay	58	318	39	67.2%	16	55	94.8%
6	Chicago	35	176	22	62.9%	9	31	88.6%
7	Washington	62	325	38	61.3%	19	57	91.9%
8	Denver	49	244	30	61.2%	12	42	85.7%
9	Minnesota	53	268	32	60.4%	15	47	88.7%
10	New Orleans	40	187	24	60.0%	8	32	80.0%
11	Green Bay	62	314	37	59.7%	18	55	88.7%
12	Carolina	43	208	25	58.1%	12	37	86.0%
13	Philadelphia	59	288	34	57.6%	17	51	86.4%
14	Los Angeles Chargers	40	204	23	57.5%	15	38	95.0%
15	Miami	46	223	26	56.5%	15	41	89.1%
16	Tennessee	41	188	23	56.1%	9	32	78.0%
17	Jacksonville	45	213	25	55.6%	13	38	84.4%
18	Seattle	38	173	21	55.3%	9	30	78.9%
19	Arizona	49	245	27	55.1%	18	45	91.8%
20	Cleveland	31	137	17	54.8%	6	23	74.2%
21	Indianapolis	44	216	24	54.5%	17	41	93.2%
22	Houston	51	238	27	52.9%	17	44	86.3%
23	Los Angeles Rams	57	259	30	52.6%	18	48	84.2%
24	New York Jets	48	217	25	52.1%	15	40	83.3%
25	San Francisco	56	257	29	51.8%	19	48	85.7%
26	Kansas City	60	284	31	51.7%	23	54	90.0%
27	Dallas	42	176	21	50.0%	10	31	73.8%
28	Atlanta	45	197	22	48.9%	14	36	80.0%
29	Las Vegas	39	177	19	48.7%	15	34	87.2%
30	Pittsburgh	50	227	24	48.0%	20	44	88.0%
31	New England	44	192	21	47.7%	15	36	81.8%
32	New York Giants	40	146	17	42.5%	10	27	67.5%
	TOTALS	1563	7586	897	57.4%	455	1352	86.5%

2024 NATIONAL FOOTBALL LEAGUE

NFL DEFENSE INSIDE THE 20

RANK	TEAM	DRIVES	PTS	TD	TD%	FG	SCORES	SCORE%
1	Los Angeles Chargers	38	162	17	44.7%	15	32	84.2%
2	Denver	42	188	19	45.2%	18	37	88.1%
3	Chicago	59	259	28	47.5%	22	50	84.7%
4	Miami	47	211	23	48.9%	17	40	85.1%
5	Los Angeles Rams	49	216	24	49.0%	17	41	83.7%
6	Detroit	46	202	23	50.0%	14	37	80.4%
7	Arizona	53	240	27	50.9%	17	44	83.0%
8t	Kansas City	45	202	23	51.1%	15	38	84.4%
8t	Philadelphia	45	202	23	51.1%	14	37	82.2%
10	New York Giants	45	222	24	53.3%	18	42	93.3%
11	Tampa Bay	54	246	29	53.7%	15	44	81.5%
12t	Pittsburgh	52	237	28	53.8%	14	42	80.8%
12t	Seattle	52	249	28	53.8%	18	46	88.5%
14	Minnesota	42	198	23	54.8%	12	35	83.3%
15	New Orleans	47	219	26	55.3%	13	39	83.0%
16	Baltimore	45	215	26	57.8%	12	38	84.4%
17	New York Jets	55	267	32	58.2%	16	48	87.3%
18	Buffalo	56	269	33	58.9%	13	46	82.1%
19	Cleveland	47	223	28	59.6%	9	37	78.7%
20t	Green Bay	45	220	27	60.0%	11	38	84.4%
20t	Indianapolis	55	268	33	60.0%	12	45	81.8%
22	Jacksonville	54	272	33	61.1%	16	49	90.7%
23	Atlanta	45	229	28	62.2%	11	39	86.7%
24t	Las Vegas	51	268	32	62.7%	16	48	94.1%
24t	New England	51	264	32	62.7%	14	46	90.2%
26	Washington	44	229	28	63.6%	13	41	93.2%
27	Houston	39	196	25	64.1%	8	33	84.6%
28	Tennessee	51	270	33	64.7%	14	47	92.2%
29	Carolina	63	335	41	65.1%	16	57	90.5%
30	San Francisco	49	268	32	65.3%	15	47	95.9%
31	Cincinnati	49	263	33	67.3%	11	44	89.8%
32	Dallas	48	277	36	75.0%	9	45	93.8%
	TOTALS	1563	7586	897	57.4%	455	1352	86.5%

2024 NATIONAL FOOTBALL LEAGUE

2024 NATIONAL FOOTBALL LEAGUE

AFC TEAM OFFENSE FIRST DOWNS, THIRD DOWNS & FOURTH DOWNS

RANK	TEAM	FIRST DOWNS				THIRD DOWNS			FOURTH DOWNS		
		TOTAL	RUSH	PASS	PEN	MADE	ATT	PCT	MADE	ATT	PCT
1	Baltimore	348	140	179	29	81	168	48.2%	8	12	66.7%
2	Kansas City	325	102	199	24	107	210	51.0%	10	14	71.4%
3t	Buffalo	321	125	164	32	75	173	43.4%	15	17	88.2%
3t	Cincinnati	321	77	215	29	88	188	46.8%	9	15	60.0%
5	Miami	306	79	195	32	72	189	38.1%	12	27	44.4%
6	Houston	280	80	181	19	78	204	38.2%	10	14	71.4%
7	Pittsburgh	279	103	141	35	78	200	39.0%	7	15	46.7%
8t	Cleveland	272	84	164	24	59	208	28.4%	24	38	63.2%
8t	Las Vegas	272	68	184	20	66	197	33.5%	13	23	56.5%
8t	New York Jets	272	67	178	27	74	189	39.2%	9	21	42.9%
8t	Tennessee	272	97	144	31	69	186	37.1%	6	18	33.3%
12	New England	271	92	149	30	69	193	35.8%	13	20	65.0%
13	Denver	267	101	147	19	77	204	37.7%	12	19	63.2%
14	Indianapolis	266	111	134	21	71	191	37.2%	16	25	64.0%
15t	Jacksonville	261	88	155	18	63	177	35.6%	14	25	56.0%
15t	Los Angeles Chargers	261	89	147	25	72	190	37.9%	7	13	53.8%
	TOTALS	4594	1503	2676	415	1199	3067	39.1%	185	316	58.5%

AFC TEAM DEFENSE FIRST DOWNS, THIRD DOWNS & FOURTH DOWNS

RANK	TEAM	FIRST DOWNS				THIRD DOWNS			FOURTH DOWNS		
		TOTAL	RUSH	PASS	PEN	MADE	ATT	PCT	MADE	ATT	PCT
1	Cleveland	265	96	152	17	72	199	36.2%	8	14	57.1%
2t	Houston	274	86	155	33	70	196	35.7%	15	23	65.2%
2t	Miami	274	82	169	23	63	180	35.0%	9	14	64.3%
4	Kansas City	276	85	167	24	75	185	40.5%	10	20	50.0%
5	Tennessee	278	101	140	37	75	188	39.9%	9	11	81.8%
6	Pittsburgh	283	99	162	22	64	181	35.4%	14	20	70.0%
7t	Las Vegas	284	87	173	24	80	197	40.6%	8	11	72.7%
7t	Los Angeles Chargers	284	101	155	28	76	205	37.1%	17	24	70.8%
9	Denver	288	76	176	36	80	214	37.4%	14	25	56.0%
10t	New England	303	109	166	28	77	183	42.1%	8	15	53.3%
10t	New York Jets	303	115	147	41	72	189	38.1%	13	17	76.5%
12	Baltimore	307	67	201	39	82	199	41.2%	12	24	50.0%
13	Indianapolis	309	115	171	23	92	207	44.4%	11	19	57.9%
14	Buffalo	317	95	194	28	80	180	44.4%	16	30	53.3%
15	Cincinnati	326	122	174	30	79	183	43.2%	15	24	62.5%
16	Jacksonville	342	115	197	30	85	196	43.4%	13	21	61.9%
	TOTALS	4713	1551	2699	463	1222	3082	39.6%	192	312	61.5%

2024 NATIONAL FOOTBALL LEAGUE

NFC TEAM OFFENSE FIRST DOWNS, THIRD DOWNS & FOURTH DOWNS

RANK	TEAM	FIRST DOWNS				THIRD DOWNS			FOURTH DOWNS		
		TOTAL	RUSH	PASS	PEN	MADE	ATT	PCT	MADE	ATT	PCT
1	Detroit	363	128	212	23	84	180	46.7%	18	26	69.2%
2	Tampa Bay	342	117	196	29	90	186	48.4%	8	13	61.5%
3	Washington	333	134	168	31	87	191	45.5%	16	19	84.2%
4	Philadelphia	319	150	147	22	89	208	42.8%	17	24	70.8%
5	Minnesota	313	93	183	37	71	175	40.6%	6	10	60.0%
6	Los Angeles Rams	310	112	168	30	63	172	36.6%	14	21	66.7%
7t	Arizona	306	121	161	24	73	169	43.2%	6	14	42.9%
7t	Green Bay	306	125	153	28	64	166	38.6%	8	14	57.1%
9	Atlanta	305	105	176	24	71	185	38.4%	17	26	65.4%
10	Seattle	299	78	191	30	68	186	36.6%	10	19	52.6%
11	San Francisco	297	104	169	24	74	176	42.0%	6	13	46.2%
12	Dallas	288	81	173	34	71	197	36.0%	9	26	34.6%
13	New York Giants	276	95	156	25	71	205	34.6%	18	32	56.3%
14	New Orleans	272	103	145	24	72	193	37.3%	12	23	52.2%
15	Chicago	269	88	155	26	64	202	31.7%	21	35	60.0%
16	Carolina	255	88	142	25	67	190	35.3%	13	28	46.4%
	TOTALS	4853	1722	2695	436	1179	2981	39.6%	199	343	58.0%

NFC TEAM DEFENSE FIRST DOWNS, THIRD DOWNS & FOURTH DOWNS

RANK	TEAM	FIRST DOWNS				THIRD DOWNS			FOURTH DOWNS		
		TOTAL	RUSH	PASS	PEN	MADE	ATT	PCT	MADE	ATT	PCT
1	Philadelphia	267	94	149	24	65	183	35.5%	17	26	65.4%
2	San Francisco	272	103	151	18	80	191	41.9%	13	21	61.9%
3	Minnesota	284	70	193	21	65	193	33.7%	11	30	36.7%
4t	Green Bay	285	95	170	20	65	182	35.7%	17	29	58.6%
4t	New York Giants	285	119	146	20	77	189	40.7%	10	17	58.8%
6	Detroit	288	76	172	40	52	164	31.7%	11	25	44.0%
7	Washington	289	105	152	32	70	180	38.9%	13	20	65.0%
8	Atlanta	293	108	171	14	83	187	44.4%	10	22	45.5%
9	Chicago	294	111	163	20	72	190	37.9%	9	18	50.0%
10	Seattle	298	100	170	28	73	195	37.4%	7	15	46.7%
11	Los Angeles Rams	300	105	167	28	71	180	39.4%	9	15	60.0%
12t	Dallas	304	124	158	22	63	179	35.2%	15	23	65.2%
12t	Tampa Bay	304	88	188	28	75	188	39.9%	17	26	65.4%
14	Arizona	306	111	176	19	80	180	44.4%	13	22	59.1%
15	New Orleans	312	120	169	23	72	190	37.9%	13	26	50.0%
16	Carolina	353	145	177	31	93	195	47.7%	7	12	58.3%
	TOTALS	4734	1674	2672	388	1156	2966	39.0%	192	347	55.3%

2024 NATIONAL FOOTBALL LEAGUE

NFL TEAM OFFENSE FIRST DOWNS, THIRD DOWNS & FOURTH DOWNS

RANK	TEAM	FIRST DOWNS				THIRD DOWNS			FOURTH DOWNS		
		TOTAL	RUSH	PASS	PEN	MADE	ATT	PCT	MADE	ATT	PCT
1	Detroit	363	128	212	23	84	180	46.7%	18	26	69.2%
2	Baltimore	348	140	179	29	81	168	48.2%	8	12	66.7%
3	Tampa Bay	342	117	196	29	90	186	48.4%	8	13	61.5%
4	Washington	333	134	168	31	87	191	45.5%	16	19	84.2%
5	Kansas City	325	102	199	24	107	210	51.0%	10	14	71.4%
6t	Buffalo	321	125	164	32	75	173	43.4%	15	17	88.2%
6t	Cincinnati	321	77	215	29	88	188	46.8%	9	15	60.0%
8	Philadelphia	319	150	147	22	89	208	42.8%	17	24	70.8%
9	Minnesota	313	93	183	37	71	175	40.6%	6	10	60.0%
10	Los Angeles Rams	310	112	168	30	63	172	36.6%	14	21	66.7%
11t	Arizona	306	121	161	24	73	169	43.2%	6	14	42.9%
11t	Green Bay	306	125	153	28	64	166	38.6%	8	14	57.1%
11t	Miami	306	79	195	32	72	189	38.1%	12	27	44.4%
14	Atlanta	305	105	176	24	71	185	38.4%	17	26	65.4%
15	Seattle	299	78	191	30	68	186	36.6%	10	19	52.6%
16	San Francisco	297	104	169	24	74	176	42.0%	6	13	46.2%
17	Dallas	288	81	173	34	71	197	36.0%	9	26	34.6%
18	Houston	280	80	181	19	78	204	38.2%	10	14	71.4%
19	Pittsburgh	279	103	141	35	78	200	39.0%	7	15	46.7%
20	New York Giants	276	95	156	25	71	205	34.6%	18	32	56.3%
21t	Cleveland	272	84	164	24	59	208	28.4%	24	38	63.2%
21t	Las Vegas	272	68	184	20	66	197	33.5%	13	23	56.5%
21t	New Orleans	272	103	145	24	72	193	37.3%	12	23	52.2%
21t	New York Jets	272	67	178	27	74	189	39.2%	9	21	42.9%
21t	Tennessee	272	97	144	31	69	186	37.1%	6	18	33.3%
26	New England	271	92	149	30	69	193	35.8%	13	20	65.0%
27	Chicago	269	88	155	26	64	202	31.7%	21	35	60.0%
28	Denver	267	101	147	19	77	204	37.7%	12	19	63.2%
29	Indianapolis	266	111	134	21	71	191	37.2%	16	25	64.0%
30t	Jacksonville	261	88	155	18	63	177	35.6%	14	25	56.0%
30t	Los Angeles Chargers	261	89	147	25	72	190	37.9%	7	13	53.8%
32	Carolina	255	88	142	25	67	190	35.3%	13	28	46.4%
	TOTALS	9447	3225	5371	851	2378	6048	39.3%	384	659	58.3%

2024 NATIONAL FOOTBALL LEAGUE

NFL TEAM DEFENSE FIRST DOWNS, THIRD DOWNS & FOURTH DOWNS

RANK	TEAM	FIRST DOWNS				THIRD DOWNS			FOURTH DOWNS		
		TOTAL	RUSH	PASS	PEN	MADE	ATT	PCT	MADE	ATT	PCT
1	Cleveland	265	96	152	17	72	199	36.2%	8	14	57.1%
2	Philadelphia	267	94	149	24	65	183	35.5%	17	26	65.4%
3	San Francisco	272	103	151	18	80	191	41.9%	13	21	61.9%
4t	Houston	274	86	155	33	70	196	35.7%	15	23	65.2%
4t	Miami	274	82	169	23	63	180	35.0%	9	14	64.3%
6	Kansas City	276	85	167	24	75	185	40.5%	10	20	50.0%
7	Tennessee	278	101	140	37	75	188	39.9%	9	11	81.8%
8	Pittsburgh	283	99	162	22	64	181	35.4%	14	20	70.0%
9t	Las Vegas	284	87	173	24	80	197	40.6%	8	11	72.7%
9t	Los Angeles Chargers	284	101	155	28	76	205	37.1%	17	24	70.8%
9t	Minnesota	284	70	193	21	65	193	33.7%	11	30	36.7%
12t	Green Bay	285	95	170	20	65	182	35.7%	17	29	58.6%
12t	New York Giants	285	119	146	20	77	189	40.7%	10	17	58.8%
14t	Denver	288	76	176	36	80	214	37.4%	14	25	56.0%
14t	Detroit	288	76	172	40	52	164	31.7%	11	25	44.0%
16	Washington	289	105	152	32	70	180	38.9%	13	20	65.0%
17	Atlanta	293	108	171	14	83	187	44.4%	10	22	45.5%
18	Chicago	294	111	163	20	72	190	37.9%	9	18	50.0%
19	Seattle	298	100	170	28	73	195	37.4%	7	15	46.7%
20	Los Angeles Rams	300	105	167	28	71	180	39.4%	9	15	60.0%
21t	New England	303	109	166	28	77	183	42.1%	8	15	53.3%
21t	New York Jets	303	115	147	41	72	189	38.1%	13	17	76.5%
23t	Dallas	304	124	158	22	63	179	35.2%	15	23	65.2%
23t	Tampa Bay	304	88	188	28	75	188	39.9%	17	26	65.4%
25	Arizona	306	111	176	19	80	180	44.4%	13	22	59.1%
26	Baltimore	307	67	201	39	82	199	41.2%	12	24	50.0%
27	Indianapolis	309	115	171	23	92	207	44.4%	11	19	57.9%
28	New Orleans	312	120	169	23	72	190	37.9%	13	26	50.0%
29	Buffalo	317	95	194	28	80	180	44.4%	16	30	53.3%
30	Cincinnati	326	122	174	30	79	183	43.2%	15	24	62.5%
31	Jacksonville	342	115	197	30	85	196	43.4%	13	21	61.9%
32	Carolina	353	145	177	31	93	195	47.7%	7	12	58.3%
	TOTALS	9447	3225	5371	851	2378	6048	39.3%	384	659	58.3%

2024 NATIONAL FOOTBALL LEAGUE

2024 NATIONAL FOOTBALL LEAGUE

AFC OFFENSIVE FIRST DOWN YARDAGE

RANK	TEAM	YDS/PL	PLAYS	YARDS
1	Baltimore	6.97	441	3074
2	Cincinnati	6.26	419	2625
3	Indianapolis	6.03	397	2393
4	Buffalo	5.69	406	2310
5	Miami	5.57	428	2382
6	Houston	5.55	417	2315
7	Jacksonville	5.33	381	2032
8	Kansas City	5.10	431	2197
9	Las Vegas	4.94	411	2029
10	Los Angeles Chargers	4.93	376	1854
11	Tennessee	4.93	398	1962
12	Cleveland	4.82	415	2002
13	Denver	4.78	395	1890
14	New York Jets	4.74	379	1795
15	New England	4.65	393	1826
16	Pittsburgh	4.43	404	1788
	TOTALS	5.31	6491	34474

AFC DEFENSIVE FIRST DOWN YARDAGE

RANK	TEAM	YDS/PL	PLAYS	YARDS
1	New York Jets	4.35	409	1780
2	Las Vegas	4.52	403	1822
3	Houston	4.88	400	1950
4	Kansas City	4.93	379	1867
5	Indianapolis	5.02	435	2182
6	Denver	5.07	417	2116
7	Cleveland	5.10	403	2057
8	Cincinnati	5.17	433	2237
9	Buffalo	5.39	421	2268
10	Baltimore	5.47	419	2293
11	Los Angeles Chargers	5.50	409	2248
12	New England	5.51	411	2264
13	Tennessee	5.55	393	2183
14	Pittsburgh	5.58	405	2258
15	Miami	6.07	391	2372
16	Jacksonville	6.50	446	2899
	TOTALS	5.29	6574	34796

2024 NATIONAL FOOTBALL LEAGUE

NFC OFFENSIVE FIRST DOWN YARDAGE

RANK	TEAM	YDS/PL	PLAYS	YARDS
1	Detroit	6.76	457	3090
2	San Francisco	6.66	411	2737
3	Tampa Bay	6.24	442	2756
4	Green Bay	5.97	411	2454
5	Minnesota	5.85	426	2494
6	Arizona	5.83	415	2418
7	Atlanta	5.80	423	2455
8	Philadelphia	5.76	431	2482
9	Carolina	5.72	380	2174
10	Los Angeles Rams	5.65	420	2373
11	Washington	5.45	430	2344
12	Seattle	5.31	419	2223
13	Dallas	5.00	421	2103
14	New Orleans	4.96	388	1925
15	New York Giants	4.95	413	2046
16	Chicago	4.85	393	1908
	TOTALS	5.69	6680	37982

NFC DEFENSIVE FIRST DOWN YARDAGE

RANK	TEAM	YDS/PL	PLAYS	YARDS
1	Washington	4.88	393	1918
2	Minnesota	5.10	416	2122
3	Philadelphia	5.15	390	2009
4	Arizona	5.29	406	2147
5	San Francisco	5.42	385	2086
6	Detroit	5.47	404	2208
7	Los Angeles Rams	5.56	409	2276
8	New York Giants	5.57	406	2263
9	Tampa Bay	5.58	422	2355
10	New Orleans	5.83	433	2524
11	Green Bay	5.84	405	2365
12	Atlanta	5.96	407	2425
13	Carolina	5.97	458	2736
14	Seattle	6.48	426	2761
15	Chicago	6.50	417	2709
16	Dallas	6.56	420	2756
	TOTALS	5.71	6597	37660

2024 NATIONAL FOOTBALL LEAGUE

NFL OFFENSIVE FIRST DOWN YARDAGE

RANK	TEAM	YDS/PL	PLAYS	YARDS
1	Baltimore	6.97	441	3074
2	Detroit	6.76	457	3090
3	San Francisco	6.66	411	2737
4	Cincinnati	6.26	419	2625
5	Tampa Bay	6.24	442	2756
6	Indianapolis	6.03	397	2393
7	Green Bay	5.97	411	2454
8	Minnesota	5.85	426	2494
9	Arizona	5.83	415	2418
10	Atlanta	5.80	423	2455
11	Philadelphia	5.76	431	2482
12	Carolina	5.72	380	2174
13	Buffalo	5.69	406	2310
14	Los Angeles Rams	5.65	420	2373
15	Miami	5.57	428	2382
16	Houston	5.55	417	2315
17	Washington	5.45	430	2344
18	Jacksonville	5.33	381	2032
19	Seattle	5.31	419	2223
20	Kansas City	5.10	431	2197
21	Dallas	5.00	421	2103
22	New Orleans	4.96	388	1925
23	New York Giants	4.95	413	2046
24	Las Vegas	4.94	411	2029
25	Los Angeles Chargers	4.93	376	1854
26	Tennessee	4.93	398	1962
27	Chicago	4.85	393	1908
28	Cleveland	4.82	415	2002
29	Denver	4.78	395	1890
30	New York Jets	4.74	379	1795
31	New England	4.65	393	1826
32	Pittsburgh	4.43	404	1788
	TOTALS	5.50	13171	72456

2024 NATIONAL FOOTBALL LEAGUE

NFL DEFENSIVE FIRST DOWN YARDAGE

RANK	TEAM	YDS/PL	PLAYS	YARDS
1	New York Jets	4.35	409	1780
2	Las Vegas	4.52	403	1822
3	Houston	4.88	400	1950
4	Washington	4.88	393	1918
5	Kansas City	4.93	379	1867
6	Indianapolis	5.02	435	2182
7	Denver	5.07	417	2116
8	Minnesota	5.10	416	2122
9	Cleveland	5.10	403	2057
10	Philadelphia	5.15	390	2009
11	Cincinnati	5.17	433	2237
12	Arizona	5.29	406	2147
13	Buffalo	5.39	421	2268
14	San Francisco	5.42	385	2086
15	Detroit	5.47	404	2208
16	Baltimore	5.47	419	2293
17	Los Angeles Chargers	5.50	409	2248
18	New England	5.51	411	2264
19	Tennessee	5.55	393	2183
20	Los Angeles Rams	5.56	409	2276
21	New York Giants	5.57	406	2263
22	Pittsburgh	5.58	405	2258
23	Tampa Bay	5.58	422	2355
24	New Orleans	5.83	433	2524
25	Green Bay	5.84	405	2365
26	Atlanta	5.96	407	2425
27	Carolina	5.97	458	2736
28	Miami	6.07	391	2372
29	Seattle	6.48	426	2761
30	Chicago	6.50	417	2709
31	Jacksonville	6.50	446	2899
32	Dallas	6.56	420	2756
	TOTALS	5.50	13171	72456

2024 NATIONAL FOOTBALL LEAGUE

2024 NATIONAL FOOTBALL LEAGUE

AFC KICKOFFS (RECEIVING TEAM)

RANK	TEAM	TOTAL KO	ADJ KO	TB	TB%	EZ	EZ%	OB	IN20	AVG START
1	New York Jets	81	79	54	68.4%	67	84.8%	0	0	30.4
2	Las Vegas	89	89	68	76.4%	75	84.3%	2	3	30.3
3	Cincinnati	78	77	45	58.4%	53	68.8%	0	3	30.2
4	Denver	69	66	53	80.3%	56	84.8%	2	1	30.2
5	Houston	72	72	52	72.2%	63	87.5%	0	4	30.1
6	Los Angeles Chargers	67	64	44	68.8%	54	84.4%	1	2	29.8
7	Indianapolis	79	79	57	72.2%	69	87.3%	0	3	29.7
8	Miami	75	74	51	68.9%	59	79.7%	1	3	29.6
9	Buffalo	69	66	48	72.7%	54	81.8%	1	2	29.5
10	Pittsburgh	70	68	48	70.6%	52	76.5%	0	2	29.2
11	New England	80	80	59	73.8%	69	86.3%	0	1	29.2
12	Cleveland	81	81	44	54.3%	50	61.7%	0	4	29.1
13	Jacksonville	86	86	59	68.6%	69	80.2%	0	4	28.9
14	Kansas City	66	64	38	59.4%	47	73.4%	1	6	28.9
15	Baltimore	80	73	45	61.6%	56	76.7%	1	5	28.9
16	Tennessee	89	84	52	61.9%	69	82.1%	2	4	28.7
	TOTALS	1231	1202	817	68.0%	962	80.0%	11	47	29.5

AFC KICKOFFS (KICKING TEAM)

RANK	TEAM	TOTAL KO	ADJ KO	TB	TB%	EZ	EZ%	OB	IN20	AVG START
1t	Las Vegas	68	64	40	62.5%	46	71.9%	1	3	28.6
1t	New York Jets	66	64	42	65.6%	50	78.1%	0	4	28.6
3	Houston	83	80	41	51.3%	52	65.0%	3	5	28.9
4	Cincinnati	87	83	67	80.7%	74	89.2%	0	4	29.1
5	Denver	82	78	61	78.2%	69	88.5%	2	2	29.4
6	Baltimore	92	91	68	74.7%	79	86.8%	0	5	29.4
7	Cleveland	59	57	34	59.6%	45	78.9%	0	3	29.5
8	Jacksonville	65	64	56	87.5%	61	95.3%	0	0	29.5
9	Miami	78	74	59	79.7%	65	87.8%	2	3	29.6
10	New England	62	59	42	71.2%	49	83.1%	1	0	29.8
11	Kansas City	80	79	55	69.6%	66	83.5%	1	3	29.8
12	Indianapolis	74	72	60	83.3%	68	94.4%	0	0	29.8
13	Los Angeles Chargers	77	76	54	71.1%	65	85.5%	2	1	30.1
14	Pittsburgh	83	83	49	59.0%	61	73.5%	1	2	30.4
15	Buffalo	93	91	69	75.8%	78	85.7%	1	2	30.9
16	Tennessee	63	61	38	62.3%	48	78.7%	0	4	31.5
	TOTALS	1212	1176	835	71.0%	976	83.0%	14	41	29.7

ADJ KO: Adjusted kickoffs are used to compute Avg. Team Drive Start. Adjusted kickoffs do not include onside kicks or kickoffs at the end of a half unless either kickoff is returned for a touchdown. Adjusted kickoffs also do not include non-
onside kickoffs that result in the kicking team ultimately retaining possession.
IN20: The number of drives that start inside (not including) the 20-yard line.

2024 NATIONAL FOOTBALL LEAGUE

NFC KICKOFFS (RECEIVING TEAM)

RANK	TEAM	TOTAL KO	ADJ KO	TB	TB%	EZ	EZ%	OB	IN20	AVG START
1	Dallas	88	87	55	63.2%	69	79.3%	1	4	31.7
2	Washington	78	76	38	50.0%	49	64.5%	3	0	31.5
3	Detroit	71	70	58	82.9%	62	88.6%	1	0	30.6
4	Chicago	81	78	55	70.5%	65	83.3%	3	0	30.5
5	San Francisco	77	75	49	65.3%	59	78.7%	2	2	30.5
6	Arizona	80	78	52	66.7%	63	80.8%	2	2	30.0
7	New York Giants	80	78	44	56.4%	54	69.2%	1	2	29.7
8	Seattle	77	73	40	54.8%	57	78.1%	0	5	29.7
9	Green Bay	66	63	47	74.6%	56	88.9%	1	1	29.6
10	Los Angeles Rams	78	74	51	68.9%	56	75.7%	0	2	29.4
11	Tampa Bay	79	76	50	65.8%	64	84.2%	1	3	29.4
12	Minnesota	63	58	45	77.6%	50	86.2%	1	0	29.4
13	Atlanta	82	80	57	71.3%	65	81.3%	0	3	28.9
14	New Orleans	79	77	42	54.5%	57	74.0%	0	2	28.8
15	Carolina	95	93	51	54.8%	66	71.0%	2	5	28.7
16	Philadelphia	69	65	38	58.5%	46	70.8%	0	3	28.6
	TOTALS	1243	1201	772	64.3%	938	78.1%	18	34	29.8

NFC KICKOFFS (KICKING TEAM)

RANK	TEAM	TOTAL KO	ADJ KO	TB	TB%	EZ	EZ%	OB	IN20	AVG START
1	New Orleans	71	69	18	26.1%	33	47.8%	0	5	28.2
2	Green Bay	84	82	39	47.6%	55	67.1%	1	3	28.9
3	New York Giants	58	57	44	77.2%	51	89.5%	1	3	29.3
4	Dallas	80	75	38	50.7%	47	62.7%	2	3	29.3
5	Tampa Bay	91	89	66	74.2%	75	84.3%	1	1	29.6
6	Detroit	97	95	76	80.0%	86	90.5%	0	0	29.6
7	Carolina	66	64	27	42.2%	37	57.8%	4	2	29.7
8	Chicago	66	63	36	57.1%	50	79.4%	0	1	29.7
9	Atlanta	76	75	50	66.7%	58	77.3%	0	4	29.8
10	Los Angeles Rams	76	74	63	85.1%	71	95.9%	0	1	29.8
11	Minnesota	89	87	74	85.1%	80	92.0%	0	2	29.8
12	Seattle	77	76	41	53.9%	53	69.7%	0	3	29.9
13	Arizona	76	75	62	82.7%	71	94.7%	1	1	30.1
14	Washington	92	86	18	20.9%	33	38.4%	1	4	30.1
15	Philadelphia	85	85	57	67.1%	69	81.2%	1	4	30.3
16	San Francisco	78	75	45	60.0%	55	73.3%	3	3	30.6
	TOTALS	1262	1227	754	61.5%	924	75.3%	15	40	29.7

ADJ KO: Adjusted kickoffs are used to compute Avg. Team Drive Start. Adjusted kickoffs do not include onside kicks or kickoffs at the end of a half unless either kickoff is returned for a touchdown. Adjusted kickoffs also do not include non-
onside kickoffs that result in the kicking team ultimately retaining possession.
IN20: The number of drives that start inside (not including) the 20-yard line.

2024 NATIONAL FOOTBALL LEAGUE

NFL KICKOFFS (RECEIVING TEAM)

RANK	TEAM	TOTAL KO	ADJ KO	TB	TB%	EZ	EZ%	OB	IN20	AVG START
1	Dallas	88	87	55	63.2%	69	79.3%	1	4	31.7
2	Washington	78	76	38	50.0%	49	64.5%	3	0	31.5
3	Detroit	71	70	58	82.9%	62	88.6%	1	0	30.6
4	Chicago	81	78	55	70.5%	65	83.3%	3	0	30.5
5	San Francisco	77	75	49	65.3%	59	78.7%	2	2	30.5
6	New York Jets	81	79	54	68.4%	67	84.8%	0	0	30.4
7	Las Vegas	89	89	68	76.4%	75	84.3%	2	3	30.3
8	Cincinnati	78	77	45	58.4%	53	68.8%	0	3	30.2
9	Denver	69	66	53	80.3%	56	84.8%	2	1	30.2
10	Houston	72	72	52	72.2%	63	87.5%	0	4	30.1
11	Arizona	80	78	52	66.7%	63	80.8%	2	2	30.0
12	Los Angeles Chargers	67	64	44	68.8%	54	84.4%	1	2	29.8
13	Indianapolis	79	79	57	72.2%	69	87.3%	0	3	29.7
14	New York Giants	80	78	44	56.4%	54	69.2%	1	2	29.7
15	Seattle	77	73	40	54.8%	57	78.1%	0	5	29.7
16	Green Bay	66	63	47	74.6%	56	88.9%	1	1	29.6
17	Miami	75	74	51	68.9%	59	79.7%	1	3	29.6
18	Buffalo	69	66	48	72.7%	54	81.8%	1	2	29.5
19	Los Angeles Rams	78	74	51	68.9%	56	75.7%	0	2	29.4
20	Tampa Bay	79	76	50	65.8%	64	84.2%	1	3	29.4
21	Minnesota	63	58	45	77.6%	50	86.2%	1	0	29.4
22	Pittsburgh	70	68	48	70.6%	52	76.5%	0	2	29.2
23	New England	80	80	59	73.8%	69	86.3%	0	1	29.2
24	Cleveland	81	81	44	54.3%	50	61.7%	0	4	29.1
25	Jacksonville	86	86	59	68.6%	69	80.2%	0	4	28.9
26	Atlanta	82	80	57	71.3%	65	81.3%	0	3	28.9
27	Kansas City	66	64	38	59.4%	47	73.4%	1	6	28.9
28	Baltimore	80	73	45	61.6%	56	76.7%	1	5	28.9
29	New Orleans	79	77	42	54.5%	57	74.0%	0	2	28.8
30	Carolina	95	93	51	54.8%	66	71.0%	2	5	28.7
31	Tennessee	89	84	52	61.9%	69	82.1%	2	4	28.7
32	Philadelphia	69	65	38	58.5%	46	70.8%	0	3	28.6
	TOTALS	4948	4806	3178	66.1%	3800	79.1%	58	162	29.7

ADJ KO: Adjusted kickoffs are used to compute Avg. Team Drive Start. Adjusted kickoffs do not include inside kicks or kickoffs at the end of a half unless either kickoff is returned for a touchdown. Adjusted kickoffs also do not include non-onside kickoffs that result in the kicking team ultimately retaining possession.

IN20: The number of drives that start inside (not including) the 20-yard line.

2024 NATIONAL FOOTBALL LEAGUE

NFL KICKOFFS (KICKING TEAM)

RANK	TEAM	TOTAL KO	ADJ KO	TB	TB%	EZ	EZ%	OB	IN20	AVG START
1	New Orleans	71	69	18	26.1%	33	47.8%	0	5	28.2
2t	Las Vegas	68	64	40	62.5%	46	71.9%	1	3	28.6
2t	New York Jets	66	64	42	65.6%	50	78.1%	0	4	28.6
4	Houston	83	80	41	51.3%	52	65.0%	3	5	28.9
5	Green Bay	84	82	39	47.6%	55	67.1%	1	3	28.9
6	Cincinnati	87	83	67	80.7%	74	89.2%	0	4	29.1
7	New York Giants	58	57	44	77.2%	51	89.5%	1	3	29.3
8	Dallas	80	75	38	50.7%	47	62.7%	2	3	29.3
9	Denver	82	78	61	78.2%	69	88.5%	2	2	29.4
10	Baltimore	92	91	68	74.7%	79	86.8%	0	5	29.4
11	Cleveland	59	57	34	59.6%	45	78.9%	0	3	29.5
12	Jacksonville	65	64	56	87.5%	61	95.3%	0	0	29.5
13	Tampa Bay	91	89	66	74.2%	75	84.3%	1	1	29.6
14	Detroit	97	95	76	80.0%	86	90.5%	0	0	29.6
15	Miami	78	74	59	79.7%	65	87.8%	2	3	29.6
16	Carolina	66	64	27	42.2%	37	57.8%	4	2	29.7
17	Chicago	66	63	36	57.1%	50	79.4%	0	1	29.7
18	Atlanta	76	75	50	66.7%	58	77.3%	0	4	29.8
19	New England	62	59	42	71.2%	49	83.1%	1	0	29.8
20	Los Angeles Rams	76	74	63	85.1%	71	95.9%	0	1	29.8
21	Minnesota	89	87	74	85.1%	80	92.0%	0	2	29.8
22	Kansas City	80	79	55	69.6%	66	83.5%	1	3	29.8
23	Indianapolis	74	72	60	83.3%	68	94.4%	0	0	29.8
24	Seattle	77	76	41	53.9%	53	69.7%	0	3	29.9
25	Los Angeles Chargers	77	76	54	71.1%	65	85.5%	2	1	30.1
26	Arizona	76	75	62	82.7%	71	94.7%	1	1	30.1
27	Washington	92	86	18	20.9%	33	38.4%	1	4	30.1
28	Philadelphia	85	85	57	67.1%	69	81.2%	1	4	30.3
29	Pittsburgh	83	83	49	59.0%	61	73.5%	1	2	30.4
30	San Francisco	78	75	45	60.0%	55	73.3%	3	3	30.6
31	Buffalo	93	91	69	75.8%	78	85.7%	1	2	30.9
32	Tennessee	63	61	38	62.3%	48	78.7%	0	4	31.5
	TOTALS	4948	4806	3178	66.1%	3800	79.1%	58	162	29.7

ADJ KO: Adjusted kickoffs are used to compute Avg. Team Drive Start. Adjusted kickoffs do not include onside kicks or kickoffs at the end of a half unless either kickoff is returned for a touchdown. Adjusted kickoffs also do not include non-onside kickoffs that result in the kicking team ultimately retaining possession.
IN20: The number of drives that start inside (not including) the 20-yard line.

2024 NATIONAL FOOTBALL LEAGUE

AFC PLAYER SINGLE-GAME HIGHS

CATEGORY	TOTAL	PLAYER	GAME	DETAILS
Points	18			7 times in non-overtime games
Passing Yards	497	Jameis Winston	CLE at DEN, Dec. 2	34-58, 497 YDS, 4 TD, 3 INT
Longest Pass	98	Will Levis	TEN vs. MIN, Nov. 17	to Nick Westbrook-Ikhine (TD)
Passing Touchdowns	5			4 times, -1 in non-overtime games
	5			4 times, 3 in non-overtime games
Rushing Yards	218	Jonathan Taylor	IND vs. TEN, Dec. 22	29-218, 3 TD
Rushing Attempts	30	Joe Mixon	HOU at IND, Sep. 8	30-159, 1 TD
Longest Rush	87	Derrick Henry	BAL vs. BUF, Sep. 29	(TD)
Receptions	14	Travis Kelce	KC vs. TB, Nov. 4 (OT)	14-100, 0 TD
	14	Ja'Marr Chase	CIN at DAL, Dec. 9	14-177, 2 TD
Receiving Yards	264	Ja'Marr Chase	CIN at BAL, Nov. 7	11-264, 3 TD
Kickoff Return Yards	182	Derius Davis	LAC vs. TB, Dec. 15	7-182, 0 TD
Kickoff Returns	7	Derius Davis	LAC vs. TB, Dec. 15	7-182, 0 TD
Longest Kickoff Return	100	Charlie Jones	CIN at CLE, Oct. 20	(TD)
Punt Return Yards	97	Marvin Mims Jr.	DEN vs. IND, Dec. 15	3-97, 1 FC, 0 TD
Punt Returns	5			10 times in non-overtime games
Longest Punt Return	96	Parker Washington	JAX vs. NE, Oct. 20	(TD)
Interceptions	2			10 times, 9 in non-overtime games
Longest Interception Return	100	Pat Surtain II	DEN vs. LV, Oct. 6	(TD)
Sacks	4.0	Trey Hendrickson	CIN vs. LV, Nov. 3	
Scrimmage Yards	264	Ja'Marr Chase	CIN at BAL, Nov. 7	Rush: 0-0, Rec: 11-264
Longest Punt	84	Corey Bojorquez	CLE at LV, Sep. 29	
Punts	9	Matt Araiza	KC at CLE, Dec. 15	9-399 (44.3)
Field Goals Made	6	Chris Boswell	PIT at ATL, Sep. 8	6-6, 57 long
	6	Chris Boswell	PIT vs. BAL, Nov. 17	6-6, 57 long
Longest Field Goal	63	Joey Slye	NE at SF, Sep. 29	

2024 NATIONAL FOOTBALL LEAGUE

NFC PLAYER SINGLE-GAME HIGHS

CATEGORY	TOTAL	PLAYER	GAME	DETAILS
Points	24	Alvin Kamara	NO at DAL, Sep. 15	4 TD
Passing Yards	509	Kirk Cousins	ATL vs. TB, Oct. 3 (OT)	42-58, 509 YDS, 4 TD, 1 INT
	494	Jared Goff	DET vs. BUF, Dec. 15	38-59, 494 YDS, 5 TD, 0 INT
Longest Pass	97	Sam Darnold	MIN vs. SF, Sep. 15	to Justin Jefferson (TD)
Passing Touchdowns	5			3 times in non-overtime games
Rushing Yards	255	Saquon Barkley	PHI at LAR, Nov. 24	26-255, 2 TD
Rushing Attempts	32	Josh Jacobs	GB vs. IND, Sep. 15	32-151, 0 TD
Longest Rush	76	Isaac Guerendo	SF at SEA, Oct. 10	
Receptions	14	Cooper Kupp	LAR at DET, Sep. 8 (OT)	14-110, 1 TD
	14	Amon-Ra St. Brown	DET vs. BUF, Dec. 15	14-193, 1 TD
Receiving Yards	193	Amon-Ra St. Brown	DET vs. BUF, Dec. 15	14-193, 1 TD
Kickoff Return Yards	208	Deebo Samuel Sr.	SF at BUF, Dec. 1	6-208, 0 TD
Kickoff Returns	8	Raheem Blackshear	CAR at NO, Sep. 8	8-204, 0 TD
Longest Kickoff Return	99	KaVontae Turpin	DAL at WAS, Nov. 24	(TD)
Punt Return Yards	190	Kalif Raymond	DET vs. TEN, Oct. 27	5-190, 1 FC, 1 TD
Punt Returns	5			7 times, 6 in non-overtime games
Longest Punt Return	90	Kalif Raymond	DET vs. TEN, Oct. 27	(TD)
Interceptions	2			4 times, 3 in non-overtime games
Longest Interception Return	92	Leonard Williams	SEA at NYJ, Dec. 1	(TD)
Sacks	4.0	Aidan Hutchinson	DET vs. TB, Sep. 15	
Scrimmage Yards	302	Saquon Barkley	PHI at LAR, Nov. 24	Rush: 26-255, Rec: 4-47
Longest Punt	74	Daniel Whelan	GB vs. MIN, Sep. 29	
	74	Tress Way	WAS vs. PIT, Nov. 10	
Punts	11	Matt Haack	NYG vs. PHI, Oct. 20	11-517 (47.0)
Field Goals Made	7	Austin Seibert	WAS vs. NYG, Sep. 15	7-7, 45 long
Longest Field Goal	65	Brandon Aubrey	DAL vs. BAL, Sep. 22	

2024 NATIONAL FOOTBALL LEAGUE

NFL PLAYER SINGLE-GAME HIGHS

CATEGORY	TOTAL	PLAYER	GAME	DETAILS
Points	24	Alvin Kamara	NO at DAL, Sep. 15	4 TD
Passing Yards	509	Kirk Cousins	ATL vs. TB, Oct. 3 (OT)	42-58, 509 YDS, 4 TD, 1 INT
	497	Jameis Winston	CLE at DEN, Dec. 2	34-58, 497 YDS, 4 TD, 3 INT
Longest Pass	98	Will Levis	TEN vs. MIN, Nov. 17	to Nick Westbrook-Ikhine (TD)
Passing Touchdowns	5			7 times, -1 in non-overtime games
	5			7 times, 6 in non-overtime games
Rushing Yards	255	Saquon Barkley	PHI at LAR, Nov. 24	26-255, 2 TD
Rushing Attempts	32	Josh Jacobs	GB vs. IND, Sep. 15	32-151, 0 TD
Longest Rush	87	Derrick Henry	BAL vs. BUF, Sep. 29	(TD)
Receptions	14			4 times, -1 in non-overtime games
	14			4 times, 2 in non-overtime games
Receiving Yards	264	Ja'Marr Chase	CIN at BAL, Nov. 7	11-264, 3 TD
Kickoff Return Yards	208	Deebo Samuel Sr.	SF at BUF, Dec. 1	6-208, 0 TD
Kickoff Returns	8	Raheem Blackshear	CAR at NO, Sep. 8	8-204, 0 TD
Longest Kickoff Return	100	Charlie Jones	CIN at CLE, Oct. 20	(TD)
Punt Return Yards	190	Kalif Raymond	DET vs. TEN, Oct. 27	5-190, 1 FC, 1 TD
Punt Returns	5			17 times, 16 in non-overtime games
Longest Punt Return	96	Parker Washington	JAX vs. NE, Oct. 20	(TD)
Interceptions	2			14 times, 12 in non-overtime games
Longest Interception Return	100	Pat Surtain II	DEN vs. LV, Oct. 6	(TD)
Sacks	4.0	Aidan Hutchinson	DET vs. TB, Sep. 15	
Scrimmage Yards	302	Saquon Barkley	PHI at LAR, Nov. 24	Rush: 26-255, Rec: 4-47
Longest Punt	84	Corey Bojorquez	CLE at LV, Sep. 29	
Punts	11	Matt Haack	NYG vs. PHI, Oct. 20	11-517 (47.0)
Field Goals Made	7	Austin Seibert	WAS vs. NYG, Sep. 15	7-7, 45 long
Longest Field Goal	65	Brandon Aubrey	DAL vs. BAL, Sep. 22	

2024 NATIONAL FOOTBALL LEAGUE

2024 NATIONAL FOOTBALL LEAGUE

300-YARD PASSING GAMES

YARDS	PLAYER	GAME	DETAILS
509	Kirk Cousins	ATL vs. TB, Oct. 3 (OT)	42-58, 4 TD, 1 INT
497	Jameis Winston	CLE at DEN, Dec. 2	34-58, 4 TD, 3 INT
494	Jared Goff	DET vs. BUF, Dec. 15	38-59, 5 TD, 0 INT
428	Joe Burrow	CIN at BAL, Nov. 7	34-56, 4 TD, 0 INT
414	Russell Wilson	PIT at CIN, Dec. 1	29-38, 3 TD, 1 INT
412	Jared Goff	DET vs. JAX, Nov. 17	24-29, 4 TD, 0 INT
395	Geno Smith	SEA at DET, Sep. 30	38-56, 1 TD, 1 INT
395	Jameis Winston	CLE at NO, Nov. 17	30-46, 2 TD, 0 INT
392	Joe Burrow	CIN vs. BAL, Oct. 6 (OT)	30-39, 5 TD, 1 INT
389	Jordan Love	GB vs. MIN, Sep. 29	32-54, 4 TD, 3 INT
379	Dak Prescott	DAL vs. BAL, Sep. 22	28-51, 2 TD, 0 INT
371	Trevor Lawrence	JAX vs. IND, Oct. 6	28-34, 2 TD, 1 INT
370	Baker Mayfield	TB vs. BAL, Oct. 21	31-45, 3 TD, 2 INT
369	Joe Burrow	CIN at DAL, Dec. 9	33-44, 3 TD, 1 INT
365	Tua Tagovailoa	MIA at GB, Nov. 28	37-46, 2 TD, 0 INT
363	Caleb Williams	CHI at IND, Sep. 22	33-52, 2 TD, 2 INT
363	Geno Smith	SEA vs. LAR, Nov. 3 (OT)	21-34, 3 TD, 3 INT
362	Josh Allen	BUF at DET, Dec. 15	23-34, 2 TD, 0 INT
359	Joe Flacco	IND at JAX, Oct. 6	33-44, 3 TD, 0 INT
356	Joe Burrow	CIN at LAC, Nov. 17	28-50, 3 TD, 0 INT
354	Cooper Rush	DAL vs. HOU, Nov. 18	32-55, 1 TD, 1 INT
353	Brock Purdy	SF at TB, Nov. 10	25-36, 2 TD, 0 INT
352	Dak Prescott	DAL at PIT, Oct. 6	29-42, 2 TD, 2 INT
349	Justin Herbert	LAC at ARI, Oct. 21	27-39, 0 TD, 0 INT
348	Lamar Jackson	BAL at CIN, Oct. 6 (OT)	26-42, 4 TD, 0 INT
347	Baker Mayfield	TB vs. PHI, Sep. 29	30-47, 2 TD, 0 INT
347	Sam Darnold	MIN vs. ATL, Dec. 8	22-28, 5 TD, 0 INT
345	C.J. Stroud	HOU vs. JAX, Sep. 29	27-40, 2 TD, 0 INT
344	Kirk Cousins	ATL at MIN, Dec. 8	23-37, 0 TD, 2 INT
342	Josh Allen	BUF at LAR, Dec. 8	22-37, 3 TD, 0 INT
340	Caleb Williams	CHI vs. MIN, Nov. 24 (OT)	32-47, 2 TD, 0 INT
340	Aidan O'Connell	LV at KC, Nov. 29	23-35, 2 TD, 0 INT
339	Aaron Rodgers	NYJ at MIA, Dec. 8 (OT)	27-39, 1 TD, 0 INT
338	Tua Tagovailoa	MIA vs. JAX, Sep. 8	23-37, 1 TD, 0 INT
336	Jared Goff	DET at CHI, Dec. 22	23-32, 3 TD, 0 INT
334	Jameis Winston	CLE vs. BAL, Oct. 27	27-41, 3 TD, 0 INT
334	Caleb Williams	CHI vs. DET, Dec. 22	26-40, 2 TD, 0 INT
331	C.J. Stroud	HOU vs. BUF, Oct. 6	28-38, 1 TD, 1 INT
331	Patrick Mahomes	KC vs. NO, Oct. 7	28-39, 0 TD, 1 INT
331	Tua Tagovailoa	MIA vs. NYJ, Dec. 8 (OT)	33-47, 2 TD, 0 INT
330	Baker Mayfield	TB vs. ATL, Oct. 27	37-50, 3 TD, 2 INT

2024 NATIONAL FOOTBALL LEAGUE

300-YARD PASSING GAMES

YARDS	PLAYER	GAME	DETAILS
330	Sam Darnold	MIN at CHI, Nov. 24 (OT)	22-34, 2 TD, 0 INT
327	Geno Smith	SEA at NE, Sep. 15 (OT)	33-44, 1 TD, 0 INT
326	Jayden Daniels	WAS vs. CHI, Oct. 27	21-38, 1 TD, 0 INT
325	Baker Mayfield	TB at NO, Oct. 13	24-36, 4 TD, 3 INT
325	Brock Purdy	SF vs. CHI, Dec. 8	20-25, 2 TD, 0 INT
324	Joe Burrow	CIN vs. WAS, Sep. 23	29-38, 3 TD, 0 INT
323	Lamar Jackson	BAL vs. WAS, Oct. 13	20-26, 1 TD, 1 INT
323	Josh Allen	BUF vs. TEN, Oct. 20	21-33, 2 TD, 0 INT
320	Matthew Stafford	LAR vs. BUF, Dec. 8	23-30, 2 TD, 0 INT
319	Brock Purdy	SF at MIN, Sep. 15	28-36, 1 TD, 1 INT
319	Andy Dalton	CAR at LV, Sep. 22	26-37, 3 TD, 0 INT
317	Matthew Stafford	LAR at DET, Sep. 8 (OT)	34-49, 1 TD, 1 INT
317	Tua Tagovailoa	MIA vs. NE, Nov. 24	29-40, 4 TD, 0 INT
315	Jared Goff	DET at DAL, Oct. 13	18-25, 3 TD, 0 INT
314	Geno Smith	SEA vs. MIN, Dec. 22	31-43, 3 TD, 2 INT
313	Brock Purdy	SF at MIA, Dec. 22	26-40, 2 TD, 1 INT
312	Justin Fields	PIT at IND, Sep. 29	22-34, 1 TD, 0 INT
312	Geno Smith	SEA vs. SF, Oct. 10	30-52, 1 TD, 2 INT
311	Jalen Hurts	PHI at NO, Sep. 22	29-38, 0 TD, 1 INT
309	Joe Burrow	CIN vs. PIT, Dec. 1	28-38, 3 TD, 1 INT
308	Trevor Lawrence	JAX vs. GB, Oct. 27	21-32, 2 TD, 1 INT
307	Jared Goff	DET vs. TB, Sep. 15	34-55, 0 TD, 2 INT
307	Kyler Murray	ARI at MIA, Oct. 27	26-36, 2 TD, 0 INT
307	Bo Nix	DEN vs. ATL, Nov. 17	28-33, 4 TD, 0 INT
306	Kirk Cousins	ATL at NO, Nov. 10	23-38, 0 TD, 1 INT
306	Patrick Mahomes	KC vs. LV, Nov. 29	26-46, 1 TD, 0 INT
304	Caleb Williams	CHI vs. CAR, Oct. 6	20-29, 2 TD, 0 INT
303	Baker Mayfield	TB at DAL, Dec. 22	31-43, 2 TD, 1 INT

2024 NATIONAL FOOTBALL LEAGUE

2024 NATIONAL FOOTBALL LEAGUE

100-YARD RECEIVING GAMES

YARDS	PLAYER	GAME	DETAILS
264	Ja'Marr Chase	CIN at BAL, Nov. 7	11 REC, 3 TD
235	Jerry Jeudy	CLE at DEN, Dec. 2	9 REC, 1 TD
198	Davante Adams	NYJ at JAX, Dec. 15	9 REC, 2 TD
193	Ja'Marr Chase	CIN vs. BAL, Oct. 6 (OT)	10 REC, 2 TD
193	Amon-Ra St. Brown	DET vs. BUF, Dec. 15	14 REC, 1 TD
180	Jaxon Smith-Njigba	SEA vs. LAR, Nov. 3 (OT)	7 REC, 2 TD
177	Ja'Marr Chase	CIN at DAL, Dec. 9	14 REC, 2 TD
175	Jauan Jennings	SF at LAR, Sep. 22	11 REC, 3 TD
170	Dallas Goedert	PHI at NO, Sep. 22	10 REC, 0 TD
162	Jordan Addison	MIN at CHI, Nov. 24 (OT)	8 REC, 1 TD
162	Puka Nacua	LAR vs. BUF, Dec. 8	12 REC, 1 TD
161	Amon-Ra St. Brown	DET vs. JAX, Nov. 17	11 REC, 2 TD
159	Mike Evans	TB at LAC, Dec. 15	9 REC, 2 TD
154	Drake London	ATL vs. TB, Oct. 3 (OT)	12 REC, 1 TD
151	Nico Collins	HOU vs. JAX, Sep. 29	12 REC, 1 TD
151	George Kittle	SF vs. CHI, Dec. 8	6 REC, 0 TD
150	Christian Watson	GB at CHI, Nov. 17	4 REC, 0 TD
148	Tee Higgins	CIN at LAC, Nov. 17	9 REC, 1 TD
147	Brandon Aiyuk	SF vs. ARI, Oct. 6	8 REC, 0 TD
146	CeeDee Lamb	DAL at SF, Oct. 27	13 REC, 2 TD
144	Jaylen Waddle	MIA vs. NE, Nov. 24	8 REC, 1 TD
144	Justin Jefferson	MIN at SEA, Dec. 22	10 REC, 2 TD
143	Calvin Ridley	TEN at DET, Oct. 27	10 REC, 0 TD
143	Jameson Williams	DET at CHI, Dec. 22	5 REC, 1 TD
142	Jerry Jeudy	CLE at NO, Nov. 17	6 REC, 1 TD
142	Darnell Mooney	ATL at MIN, Dec. 8	6 REC, 0 TD
141	Keenan Allen	CHI vs. DET, Dec. 22	9 REC, 1 TD
140	Brock Bowers	LV at KC, Nov. 29	10 REC, 1 TD
139	Jayden Reed	GB vs. MIN, Sep. 29	7 REC, 1 TD
138	Jayden Reed	GB at PHI, Sep. 6	4 REC, 1 TD
137	Justin Jefferson	MIN vs. IND, Nov. 3	7 REC, 0 TD
135	Nico Collins	HOU vs. CHI, Sep. 15	8 REC, 1 TD
134	Alec Pierce	IND at JAX, Oct. 6	3 REC, 1 TD
133	Justin Jefferson	MIN vs. SF, Sep. 15	4 REC, 1 TD
133	Trey McBride	ARI at SEA, Nov. 24	12 REC, 0 TD
133	Jordan Addison	MIN vs. ATL, Dec. 8	8 REC, 3 TD
132	Zay Flowers	BAL vs. WAS, Oct. 13	9 REC, 0 TD
132	Justin Jefferson	MIN vs. ATL, Dec. 8	7 REC, 2 TD
132	Brian Thomas Jr.	JAX at LV, Dec. 22	9 REC, 1 TD
130	Tyreek Hill	MIA vs. JAX, Sep. 8	7 REC, 1 TD
130	Marvin Harrison Jr.	ARI vs. LAR, Sep. 15	4 REC, 2 TD

2024 NATIONAL FOOTBALL LEAGUE

100-YARD RECEIVING GAMES

YARDS	PLAYER	GAME	DETAILS
130	JuJu Smith-Schuster	KC vs. NO, Oct. 7	7 REC, 0 TD
129	DK Metcalf	SEA at NE, Sep. 15 (OT)	10 REC, 1 TD
128	George Kittle	SF vs. DAL, Oct. 27	6 REC, 1 TD
127	Malik Nabers	NYG at WAS, Sep. 15	10 REC, 1 TD
127	Zay Flowers	BAL vs. DEN, Nov. 3	5 REC, 2 TD
126	Tank Dell	HOU at NYJ, Oct. 31	6 REC, 0 TD
126	Brock Bowers	LV at MIA, Nov. 17	13 REC, 1 TD
125	Alec Pierce	IND vs. HOU, Sep. 8	3 REC, 1 TD
125	Chris Godwin	TB at NO, Oct. 13	11 REC, 2 TD
125	Keon Coleman	BUF vs. TEN, Oct. 20	4 REC, 0 TD
125	Terry McLaurin	WAS vs. CHI, Oct. 27	5 REC, 0 TD
124	Trey McBride	ARI at MIA, Oct. 27	9 REC, 0 TD
124	Jameson Williams	DET vs. JAX, Nov. 17	4 REC, 1 TD
123	Ladd McConkey	LAC vs. CIN, Nov. 17	6 REC, 0 TD
123	Puka Nacua	LAR at NE, Nov. 17	7 REC, 1 TD
122	Diontae Johnson	CAR at LV, Sep. 22	8 REC, 1 TD
122	Darius Slayton	NYG at SEA, Oct. 6	8 REC, 1 TD
122	Brian Thomas Jr.	JAX vs. IND, Oct. 6	5 REC, 1 TD
122	Courtland Sutton	DEN at BAL, Nov. 3	7 REC, 0 TD
121	Jameson Williams	DET vs. LAR, Sep. 8 (OT)	5 REC, 1 TD
121	Rashod Bateman	BAL at TB, Oct. 21	4 REC, 1 TD
121	Jakobi Meyers	LV vs. DEN, Nov. 24	10 REC, 0 TD
119	A.J. Brown	PHI vs. GB, Sep. 6	5 REC, 1 TD
119	Amon-Ra St. Brown	DET vs. TB, Sep. 15	11 REC, 0 TD
119	Nico Collins	HOU at JAX, Dec. 1	8 REC, 0 TD
118	Ja'Marr Chase	CIN vs. WAS, Sep. 23	6 REC, 2 TD
118	Quentin Johnston	LAC at CLE, Nov. 3	4 REC, 1 TD
118	Mike Evans	TB at CAR, Dec. 1 (OT)	8 REC, 1 TD
117	Nico Collins	HOU at IND, Sep. 8	6 REC, 0 TD
117	Chris Godwin	TB at DET, Sep. 15	7 REC, 1 TD
117	Jaxon Smith-Njigba	SEA at NE, Sep. 15 (OT)	12 REC, 0 TD
117	Nick Westbrook-Ikhine	TEN vs. MIN, Nov. 17	2 REC, 1 TD
117	Puka Nacua	LAR vs. PHI, Nov. 24	9 REC, 0 TD
117	Ladd McConkey	LAC at ATL, Dec. 1	9 REC, 0 TD
116	A.J. Brown	PHI vs. CLE, Oct. 13	6 REC, 1 TD
116	CeeDee Lamb	DAL at CAR, Dec. 15	9 REC, 1 TD
115	Malik Nabers	NYG vs. DAL, Sep. 26	12 REC, 0 TD
115	Justin Jefferson	MIN at LAR, Oct. 24	8 REC, 0 TD
115	Zay Flowers	BAL at CLE, Oct. 27	7 REC, 0 TD
115	Tylan Wallace	BAL vs. CIN, Nov. 7	3 REC, 1 TD
115	Tyreek Hill	MIA vs. NYJ, Dec. 8 (OT)	10 REC, 1 TD

2024 NATIONAL FOOTBALL LEAGUE

100-YARD RECEIVING GAMES

YARDS	PLAYER	GAME	DETAILS
114	Allen Lazard	NYJ vs. BUF, Oct. 14	6 REC, 1 TD
114	T.J. Hockenson	MIN at CHI, Nov. 24 (OT)	7 REC, 0 TD
114	Christian Watson	GB at DET, Dec. 5	4 REC, 0 TD
114	Garrett Wilson	NYJ at MIA, Dec. 8 (OT)	7 REC, 0 TD
114	Ty Johnson	BUF at DET, Dec. 15	5 REC, 0 TD
113	George Pickens	PIT at IND, Sep. 29	7 REC, 0 TD
113	Michael Pittman	IND vs. PIT, Sep. 29	6 REC, 0 TD
113	Garrett Wilson	NYJ at NE, Oct. 27	5 REC, 0 TD
113	Jayden Reed	GB vs. DET, Nov. 3	5 REC, 0 TD
113	Terry McLaurin	WAS vs. PIT, Nov. 10	5 REC, 0 TD
113	Jonnu Smith	MIA at GB, Nov. 28	10 REC, 0 TD
112	Rome Odunze	CHI at IND, Sep. 22	6 REC, 1 TD
112	Terry McLaurin	WAS vs. CLE, Oct. 6	4 REC, 0 TD
112	Amon-Ra St. Brown	DET at MIN, Oct. 20	8 REC, 1 TD
111	Isaiah Likely	BAL at KC, Sep. 5	9 REC, 1 TD
111	Zay Flowers	BAL at CIN, Oct. 6 (OT)	7 REC, 0 TD
111	George Pickens	PIT vs. NYJ, Oct. 20	5 REC, 1 TD
111	Marvin Harrison Jr.	ARI at MIA, Oct. 27	6 REC, 1 TD
111	Ladd McConkey	LAC vs. NO, Oct. 27	6 REC, 2 TD
111	Elijah Moore	CLE at DEN, Dec. 2	8 REC, 0 TD
111	Sam LaPorta	DET vs. BUF, Dec. 15	7 REC, 0 TD
110	Cooper Kupp	LAR at DET, Sep. 8 (OT)	14 REC, 1 TD
110	Davante Adams	LV at BAL, Sep. 15	9 REC, 1 TD
110	Deebo Samuel Sr.	SF at MIN, Sep. 15	8 REC, 0 TD
110	Rashee Rice	KC at ATL, Sep. 22	12 REC, 1 TD
110	Jaxon Smith-Njigba	SEA at SF, Nov. 17	10 REC, 0 TD
110	A.J. Brown	PHI vs. PIT, Dec. 15	8 REC, 1 TD
110	Jalen Coker	CAR vs. DAL, Dec. 15	4 REC, 1 TD
109	Jaylen Waddle	MIA vs. JAX, Sep. 8	5 REC, 0 TD
109	Hunter Henry	NE vs. SEA, Sep. 15 (OT)	8 REC, 0 TD
109	Josh Downs	IND at HOU, Oct. 27	4 REC, 1 TD
109	A.J. Brown	PHI at DAL, Nov. 10	5 REC, 0 TD
109	Marquez Valdes-Scantling	NO vs. ATL, Nov. 10	3 REC, 2 TD
109	A.J. Brown	PHI at LAR, Nov. 24	6 REC, 1 TD
109	Davante Adams	NYJ at MIA, Dec. 8 (OT)	9 REC, 1 TD
109	DeVonta Smith	PHI vs. PIT, Dec. 15	11 REC, 1 TD
108	Darius Slayton	NYG at PIT, Oct. 28	4 REC, 0 TD
108	Jerry Jeudy	CLE vs. KC, Dec. 15	11 REC, 0 TD
107	Garrett Wilson	NYJ vs. BUF, Oct. 14	8 REC, 1 TD
107	Chris Olave	NO at LAC, Oct. 27	8 REC, 0 TD
107	Khalil Shakir	BUF at SEA, Oct. 27	9 REC, 0 TD

2024 NATIONAL FOOTBALL LEAGUE

100-YARD RECEIVING GAMES

YARDS	PLAYER	GAME	DETAILS
106	Puka Nacua	LAR vs. MIN, Oct. 24	7 REC, 0 TD
106	Cooper Kupp	LAR at NE, Nov. 17	6 REC, 2 TD
106	DJ Moore	CHI vs. MIN, Nov. 24 (OT)	7 REC, 1 TD
106	Khalil Shakir	BUF at LAR, Dec. 8	5 REC, 1 TD
106	George Kittle	SF at MIA, Dec. 22	8 REC, 0 TD
105	Darnell Mooney	ATL vs. TB, Oct. 3 (OT)	9 REC, 2 TD
105	DJ Moore	CHI vs. CAR, Oct. 6	5 REC, 2 TD
105	Jakobi Meyers	LV at CIN, Nov. 3	8 REC, 0 TD
105	Marvin Mims Jr.	DEN vs. CLE, Dec. 2	3 REC, 1 TD
105	Brian Thomas Jr.	JAX vs. NYJ, Dec. 15	10 REC, 2 TD
105	CeeDee Lamb	DAL vs. TB, Dec. 22	7 REC, 0 TD
104	DK Metcalf	SEA vs. MIA, Sep. 22	4 REC, 1 TD
104	DK Metcalf	SEA at DET, Sep. 30	7 REC, 0 TD
104	Cooper Kupp	LAR at SEA, Nov. 3 (OT)	11 REC, 0 TD
104	Rome Odunze	CHI at ARI, Nov. 3	5 REC, 0 TD
103	Rashee Rice	KC vs. BAL, Sep. 5	7 REC, 0 TD
103	Breece Hall	NYJ at PIT, Oct. 20	6 REC, 0 TD
103	Parker Washington	JAX vs. HOU, Dec. 1	6 REC, 1 TD
102	Deebo Samuel Sr.	SF at SEA, Oct. 10	3 REC, 1 TD
102	Evan Engram	JAX at CHI, Oct. 13	10 REC, 0 TD
102	Terry McLaurin	WAS vs. DAL, Nov. 24	5 REC, 1 TD
102	Courtland Sutton	DEN vs. CLE, Dec. 2	6 REC, 0 TD
102	Adam Thielen	CAR at PHI, Dec. 8	9 REC, 0 TD
101	Garrett Wilson	NYJ at MIN, Oct. 6	13 REC, 1 TD
101	Jonnu Smith	MIA vs. LV, Nov. 17	6 REC, 2 TD
100	Terry McLaurin	WAS at CIN, Sep. 23	4 REC, 1 TD
100	Cade Otton	TB vs. BAL, Oct. 21	8 REC, 0 TD
100	Courtland Sutton	DEN vs. CAR, Oct. 27	8 REC, 0 TD
100	Mike Gesicki	CIN vs. LV, Nov. 3	5 REC, 2 TD
100	Travis Kelce	KC vs. TB, Nov. 4 (OT)	14 REC, 0 TD
100	Zay Flowers	BAL vs. PIT, Dec. 21	5 REC, 0 TD

2024 NATIONAL FOOTBALL LEAGUE

2024 NATIONAL FOOTBALL LEAGUE

100-YARD RUSHING GAMES

YARDS	PLAYER	GAME	DETAILS
255	Saquon Barkley	PHI at LAR, Nov. 24	26 ATT, 2 TD
218	Jonathan Taylor	IND vs. TEN, Dec. 22	29 ATT, 3 TD
199	Derrick Henry	BAL vs. BUF, Sep. 29	24 ATT, 1 TD
176	Saquon Barkley	PHI at NYG, Oct. 20	17 ATT, 1 TD
169	Derrick Henry	BAL at TB, Oct. 21	15 ATT, 0 TD
162	Derrick Henry	BAL vs. PIT, Dec. 21	24 ATT, 0 TD
159	Joe Mixon	HOU at IND, Sep. 8	30 ATT, 1 TD
159	Saquon Barkley	PHI vs. JAX, Nov. 3	27 ATT, 1 TD
155	Alvin Kamara	NO at CAR, Nov. 3	29 ATT, 0 TD
153	Chuba Hubbard	CAR vs. NYG, Nov. 10 (OT)	28 ATT, 1 TD
152	Bucky Irving	TB at CAR, Dec. 1 (OT)	25 ATT, 1 TD
152	Chuba Hubbard	CAR vs. ARI, Dec. 22 (OT)	25 ATT, 2 TD
151	Josh Jacobs	GB vs. IND, Sep. 15	32 ATT, 0 TD
151	Derrick Henry	BAL at DAL, Sep. 22	25 ATT, 2 TD
150	Saquon Barkley	PHI at WAS, Dec. 22	29 ATT, 2 TD
149	Rico Dowdle	DAL at CAR, Dec. 15	25 ATT, 0 TD
147	Jordan Mason	SF vs. NYJ, Sep. 9	28 ATT, 1 TD
147	Saquon Barkley	PHI at NO, Sep. 22	17 ATT, 2 TD
146	Saquon Barkley	PHI vs. WAS, Nov. 14	26 ATT, 2 TD
145	Tyrone Tracy Jr.	NYG at PIT, Oct. 28	20 ATT, 1 TD
140	Derrick Henry	BAL at LAC, Nov. 25	24 ATT, 0 TD
138	Taysom Hill	NO vs. CLE, Nov. 17	7 ATT, 3 TD
136	Sean Tucker	TB at NO, Oct. 13	14 ATT, 1 TD
135	J.K. Dobbins	LAC vs. LV, Sep. 8	10 ATT, 1 TD
134	Zach Charbonnet	SEA at ARI, Dec. 8	22 ATT, 2 TD
133	Brian Robinson	WAS vs. NYG, Sep. 15	17 ATT, 0 TD
132	Derrick Henry	BAL vs. WAS, Oct. 13	24 ATT, 2 TD
131	J.K. Dobbins	LAC at CAR, Sep. 15	17 ATT, 1 TD
131	Rico Dowdle	DAL vs. CIN, Dec. 9	18 ATT, 0 TD
129	Tyrone Tracy Jr.	NYG at SEA, Oct. 6	18 ATT, 0 TD
129	D'Andre Swift	CHI at WAS, Oct. 27	18 ATT, 1 TD
128	Tony Pollard	TEN vs. NE, Nov. 3 (OT)	28 ATT, 0 TD
127	Jahmyr Gibbs	DET vs. TEN, Oct. 27	11 ATT, 1 TD
127	Josh Jacobs	GB at JAX, Oct. 27	25 ATT, 2 TD
125	Bijan Robinson	ATL at LV, Dec. 16	22 ATT, 0 TD
124	Saquon Barkley	PHI vs. CAR, Dec. 8	20 ATT, 0 TD
123	Jordan Mason	SF vs. NE, Sep. 29	24 ATT, 1 TD
122	Lamar Jackson	BAL at KC, Sep. 5	16 ATT, 0 TD
122	James Conner	ARI vs. LAR, Sep. 15	21 ATT, 1 TD
122	Kyren Williams	LAR at NYJ, Dec. 22	23 ATT, 1 TD
120	Rhamondre Stevenson	NE at CIN, Sep. 8	25 ATT, 1 TD

2024 NATIONAL FOOTBALL LEAGUE

100-YARD RUSHING GAMES

YARDS	PLAYER	GAME	DETAILS
120	Chase Brown	CIN vs. LV, Nov. 3	27 ATT, 0 TD
120	De'Von Achane	MIA vs. SF, Dec. 22	17 ATT, 1 TD
119	Tony Pollard	TEN at HOU, Nov. 24	24 ATT, 1 TD
118	Tank Bigsby	JAX vs. NE, Oct. 20	26 ATT, 2 TD
117	Bucky Irving	TB at LAC, Dec. 15	15 ATT, 0 TD
117	James Conner	ARI at CAR, Dec. 22 (OT)	15 ATT, 1 TD
116	Jahmyr Gibbs	DET at MIN, Oct. 20	15 ATT, 2 TD
116	Bijan Robinson	ATL at NO, Nov. 10	20 ATT, 2 TD
115	Alvin Kamara	NO at DAL, Sep. 15	20 ATT, 3 TD
115	Joe Mixon	HOU at GB, Oct. 20	25 ATT, 2 TD
114	Chuba Hubbard	CAR at LV, Sep. 22	21 ATT, 0 TD
114	Najee Harris	PIT vs. NYG, Oct. 28	19 ATT, 0 TD
114	Jonathan Taylor	IND vs. BUF, Nov. 10	21 ATT, 0 TD
113	Breece Hall	NYJ vs. BUF, Oct. 14	18 ATT, 0 TD
112	Rico Dowdle	DAL vs. NYG, Nov. 28	22 ATT, 1 TD
112	Alvin Kamara	NO vs. LAR, Dec. 1	23 ATT, 0 TD
111	James Cook	BUF at SEA, Oct. 27	17 ATT, 2 TD
110	Jonathan Taylor	IND vs. CHI, Sep. 22	23 ATT, 2 TD
110	James Conner	ARI vs. NE, Dec. 15	16 ATT, 2 TD
109	Saquon Barkley	PHI vs. GB, Sep. 6	24 ATT, 2 TD
109	Joe Mixon	HOU at DAL, Nov. 18	20 ATT, 3 TD
109	Jahmyr Gibbs	DET at CHI, Dec. 22	23 ATT, 1 TD
108	Saquon Barkley	PHI at CIN, Oct. 27	22 ATT, 0 TD
108	Kyren Williams	LAR at SF, Dec. 12	29 ATT, 0 TD
107	James Conner	ARI vs. CHI, Nov. 3	18 ATT, 0 TD
107	Saquon Barkley	PHI at BAL, Dec. 1	23 ATT, 1 TD
107	James Cook	BUF vs. SF, Dec. 1	14 ATT, 1 TD
107	Jonathan Taylor	IND at DEN, Dec. 15	22 ATT, 0 TD
106	Najee Harris	PIT at LV, Oct. 13	14 ATT, 1 TD
106	Joe Mixon	HOU at NYJ, Oct. 31	24 ATT, 1 TD
106	Derrick Henry	BAL vs. DEN, Nov. 3	23 ATT, 2 TD
106	Kareem Hunt	KC vs. TB, Nov. 4 (OT)	27 ATT, 1 TD
106	Josh Jacobs	GB vs. SF, Nov. 24	26 ATT, 3 TD
106	Aaron Jones	MIN at CHI, Nov. 24 (OT)	22 ATT, 1 TD
105	David Montgomery	DET at ARI, Sep. 22	23 ATT, 1 TD
105	Tyler Allgeier	ATL at CAR, Oct. 13	18 ATT, 1 TD
105	Jonathan Taylor	IND at HOU, Oct. 27	20 ATT, 1 TD
105	James Cook	BUF at DET, Dec. 15	14 ATT, 2 TD
104	James Conner	ARI vs. WAS, Sep. 29	18 ATT, 1 TD
104	Chuba Hubbard	CAR vs. CIN, Sep. 29	18 ATT, 1 TD
104	Kyren Williams	LAR at NO, Dec. 1	15 ATT, 1 TD

2024 NATIONAL FOOTBALL LEAGUE

100-YARD RUSHING GAMES

YARDS	PLAYER	GAME	DETAILS
103	Kenneth Walker III	SEA vs. DEN, Sep. 8	20 ATT, 1 TD
103	Jonathan Taylor	IND at GB, Sep. 15	12 ATT, 0 TD
103	Bijan Robinson	ATL vs. SEA, Oct. 20	21 ATT, 1 TD
103	Tyrone Tracy Jr.	NYG at CAR, Nov. 10 (OT)	18 ATT, 1 TD
103	Brian Robinson	WAS vs. TEN, Dec. 1	16 ATT, 1 TD
102	Aaron Jones	MIN vs. HOU, Sep. 22	19 ATT, 0 TD
102	Kyren Williams	LAR vs. GB, Oct. 6	22 ATT, 1 TD
102	Kareem Hunt	KC vs. NO, Oct. 7	27 ATT, 1 TD
102	Joe Mixon	HOU at NE, Oct. 13	13 ATT, 1 TD
102	Najee Harris	PIT vs. NYJ, Oct. 20	21 ATT, 1 TD
102	Joe Mixon	HOU vs. IND, Oct. 27	25 ATT, 1 TD
102	Bijan Robinson	ATL vs. LAC, Dec. 1	26 ATT, 1 TD
102	Tony Pollard	TEN vs. JAX, Dec. 8	21 ATT, 0 TD
101	Brian Robinson	WAS at ARI, Sep. 29	21 ATT, 1 TD
101	Tank Bigsby	JAX vs. IND, Oct. 6	13 ATT, 2 TD
101	James Conner	ARI vs. LAC, Oct. 21	19 ATT, 0 TD
101	Joe Mixon	HOU at JAX, Dec. 1	20 ATT, 1 TD
100	Jordan Mason	SF at MIN, Sep. 15	20 ATT, 1 TD
100	James Cook	BUF vs. NE, Dec. 22	11 ATT, 1 TD

2024 NATIONAL FOOTBALL LEAGUE

2024 NATIONAL FOOTBALL LEAGUE

AFC LEADING PASSERS

RANK	PLAYER	TEAM	ATT	COMP	COMP%	YDS	YPA	TD	TD%	LONG	INT	INT%	RATING
1	L. Jackson	BAL	427	290	67.9%	3787	8.87	37	8.7%	84t	4	0.9%	120.6
2	Burrow	CIN	557	384	68.9%	4229	7.59	39	7.0%	70t	8	1.4%	108.5
3	Tagovailoa	MIA	399	291	72.9%	2867	7.19	19	4.8%	80t	7	1.8%	101.4
4	Allen	BUF	456	291	63.8%	3549	7.78	26	5.7%	64	6	1.3%	101.2
5	Herbert	LAC	430	278	64.7%	3243	7.54	18	4.2%	66t	3	0.7%	98.4
6	Mahomes	KC	543	363	66.9%	3608	6.64	23	4.2%	54t	11	2.0%	91.2
7	Rodgers	NYJ	530	333	62.8%	3511	6.62	24	4.5%	71t	8	1.5%	90.8
8	*Maye	NE	315	213	67.6%	2159	6.85	14	4.4%	40t	10	3.2%	88.6
9	Stroud	HOU	495	313	63.2%	3492	7.05	19	3.8%	67t	11	2.2%	87.7
10	*Nix	DEN	507	326	64.3%	3235	6.38	22	4.3%	93t	11	2.2%	87.7
11	Lawrence	JAX	284	172	60.6%	2045	7.20	11	3.9%	85t	7	2.5%	85.2
12	Minschew	LV	306	203	66.3%	2013	6.58	9	2.9%	57t	10	3.3%	81.0
13	Winston	CLE	296	181	61.1%	2121	7.17	13	4.4%	89t	12	4.1%	80.6
14	Levis	TEN	284	181	63.7%	1916	6.75	12	4.2%	98t	12	4.2%	79.8

2024 NATIONAL FOOTBALL LEAGUE

AFC LEADING PASSERS, RANKS

PLAYER	TEAM	ATT	COMP	COMP%	YDS	YPA	TD	TD%	INT	INT%	RATING
L. Jackson	BAL	8	8	3	2	1	2	1	2	2	1
Burrow	CIN	1	1	2	1	3	1	2	6t	4	2
Tagovailoa	MIA	9	6t	1	9	6	7t	4	4t	6	3
Allen	BUF	6	6t	9	4	2	3	3	3	3	4
Herbert	LAC	7	9	7	7	4	9	11	1	1	5
Mahomes	KC	2	2	5	3	11	5	9	10t	7	6
Rodgers	NYJ	3	3	12	5	12	4	5	6t	5	7
*Maye	NE	10	10	4	10	9	11	6	8t	11	8
Stroud	HOU	5	5	11	6	8	7t	13	10t	9	9
*Nix	DEN	4	4	8	8	14	6	8	10t	8	10
Lawrence	JAX	13t	15	14	13	5	14	12	4t	10	11
Minshew	LV	11	11	6	14	13	15t	14	8t	12	12
Winston	CLE	12	12t	13	12	7	12	7	13t	13	13
Levis	TEN	13t	12t	10	15	10	13	10	13t	14	14

2024 NATIONAL FOOTBALL LEAGUE

AFC FOURTH-QUARTER PASSING LEADERS

RANK	PLAYER	TEAM	ATT	COMP	COMP%	YDS	YPA	TD	TD%	INT	INT%	RATING
1	L. Jackson	BAL	115	73	63.5%	994	8.64	11	9.6%	2	1.7%	115.6
2	Flacco	IND	48	31	64.6%	447	9.31	5	10.4%	2	4.2%	112.1
3	Fields	PIT	40	23	57.5%	302	7.55	3	7.5%	0	0.0%	106.5
4	Burrow	CIN	140	89	63.6%	1193	8.52	11	7.9%	5	3.6%	101.9
5	Allen	BUF	94	55	58.5%	679	7.22	5	5.3%	0	0.0%	98.7
6	Ru. Wilson	PIT	54	34	63.0%	447	8.28	4	7.4%	2	3.7%	98.3
7	Mahomes	KC	110	74	67.3%	745	6.77	5	4.5%	1	0.9%	97.7
8	Tagovailoa	MIA	95	69	72.6%	633	6.66	4	4.2%	2	2.1%	95.6
9	*Nix	DEN	123	83	67.5%	834	6.78	7	5.7%	3	2.4%	95.4
10	*Maye	NE	107	68	63.6%	754	7.05	7	6.5%	3	2.8%	94.5
11	Rudolph	TEN	54	38	70.4%	364	6.74	4	7.4%	3	5.6%	90.4
12	Rodgers	NYJ	158	102	64.6%	1055	6.68	5	3.2%	2	1.3%	89.0
13	Herbert	LAC	96	52	54.2%	628	6.54	4	4.2%	0	0.0%	88.4
14	O'Connell	LV	71	48	67.6%	466	6.56	3	4.2%	2	2.8%	88.1
15	D. Watson	CLE	58	39	67.2%	335	5.78	2	3.4%	1	1.7%	86.5
16	Minshew	LV	102	69	67.6%	679	6.66	4	3.9%	4	3.9%	82.9
17	M. Jones	JAX	73	49	67.1%	478	6.55	3	4.1%	3	4.1%	81.9
18	Stroud	HOU	111	67	60.4%	696	6.27	3	2.7%	2	1.8%	80.0
19	Ridder	ARI-LV	64	41	64.1%	384	6.00	2	3.1%	2	3.1%	77.9
20	Lawrence	JAX	83	46	55.4%	515	6.20	3	3.6%	2	2.4%	76.1
21	Winston	CLE	103	64	62.1%	701	6.81	5	4.9%	6	5.8%	74.1
22	Brissett	NE	51	28	54.9%	308	6.04	0	0.0%	0	0.0%	73.0
23	Richardson	IND	95	47	49.5%	664	6.99	4	4.2%	4	4.2%	68.9
24	Levis	TEN	86	43	50.0%	400	4.65	3	3.5%	5	5.8%	50.5
25	Thompson-Robinson	CLE	38	19	50.0%	129	3.39	0	0.0%	4	10.5%	18.3

2024 NATIONAL FOOTBALL LEAGUE

AFC THIRD-DOWN PASSING LEADERS

RANK	PLAYER	TEAM	ATT	COMP	COMP%	YDS	YPA	TD	TD%	INT	INT%	RATING
1	L. Jackson	BAL	106	68	64.2%	910	8.58	11	10.4%	0	0.0%	125.9
2	Burrow	CIN	133	84	63.2%	1017	7.65	13	9.8%	2	1.5%	112.9
3	Mahomes	KC	135	87	64.4%	1029	7.62	10	7.4%	1	0.7%	109.2
4	Herbert	LAC	114	66	57.9%	777	6.82	8	7.0%	0	0.0%	102.1
5	Ru. Wilson	PIT	84	52	61.9%	754	8.98	6	7.1%	3	3.6%	100.0
6	Winston	CLE	80	49	61.3%	583	7.29	4	5.0%	1	1.3%	94.9
7	Allen	BUF	116	60	51.7%	863	7.44	9	7.8%	2	1.7%	94.9
8	*Maye	NE	77	47	61.0%	519	6.74	6	7.8%	3	3.9%	90.8
9	*Nix	DEN	150	92	61.3%	1053	7.02	8	5.3%	4	2.7%	89.1
10	Stroud	HOU	142	84	59.2%	1014	7.14	6	4.2%	3	2.1%	86.4
11	Tagovailoa	MIA	100	65	65.0%	703	7.03	4	4.0%	3	3.0%	86.4
12	Rodgers	NYJ	140	82	58.6%	1077	7.69	7	5.0%	5	3.6%	84.7
13	Lawrence	JAX	73	34	46.6%	374	5.12	4	5.5%	2	2.7%	69.1
14	Minshew	LV	80	46	57.5%	428	5.35	3	3.8%	5	6.3%	58.8

2024 NATIONAL FOOTBALL LEAGUE

AFC LEADING RUSHERS

RANK	PLAYER	TEAM	ATT	YDS	AVG	LONG	TD
1	Henry	BAL	278	1636	5.9	87t	13
2	Taylor	IND	237	1129	4.8	70t	8
3	Pollard	TEN	238	1017	4.3	41	5
4	Mixon	HOU	231	967	4.2	59	11
5	Harris	PIT	238	933	3.9	36t	5
6	Cook	BUF	182	928	5.1	65t	14
7	C. Brown	CIN	209	923	4.4	40	7
8	Stevenson	NE	205	800	3.9	33t	7
9	Hall	NYJ	187	774	4.1	42	5
10	Dobbins	LAC	158	766	4.8	61	8
11	L. Jackson (QB)	BAL	126	765	6.1	39	3
12	Achane	MIA	182	761	4.2	50t	5
13	Hunt	KC	191	708	3.7	20	6
14	Bigsby	JAX	143	694	4.9	65t	6
15	J. Ford	CLE	98	543	5.5	66	3
16	Allen (QB)	BUF	97	514	5.3	30	11
17	Richardson (QB)	IND	86	499	5.8	29	6
18	Williams	DEN	134	485	3.6	20	4
19	Etienne	JAX	122	478	3.9	22	2
20	Gibson	NE	96	434	4.5	45	1
21	Warren	PIT	103	419	4.1	18	1
22	*Maye (QB)	NE	48	389	8.1	41	2
23	McLaughlin	DEN	87	388	4.5	21	1
24	*Davis	BUF	92	369	4.0	22	3
25	Mattison	LV	116	368	3.2	24	4
26	Edwards	LAC	101	365	3.6	43	4
27	*Nix (QB)	DEN	78	352	4.5	32	4
28	Chubb	CLE	102	332	3.3	19	3
29	Mahomes (QB)	KC	57	295	5.2	33	2
30	*Allen	NYJ	82	293	3.6	20t	2
31	Pacheco	KC	77	292	3.8	34	1
32	Fields (QB)	PIT	62	289	4.7	30	5
33	Mostert	MIA	79	275	3.5	21	2
34	*Wright	MIA	62	253	4.1	20	0
35t	*Estime	DEN	55	252	4.6	21	1
35t	Herbert (QB)	LAC	62	252	4.1	38	2
37	Moss	CIN	74	242	3.3	16	2
38	Hill	BAL	47	228	4.9	51t	1
39	Stroud (QB)	HOU	51	226	4.4	25	0
40	Spears	TEN	64	217	3.4	19	4
41	Abdullah	LV	46	196	4.3	40	2
42	Ty Johnson	BUF	35	184	5.3	19	1
43t	McCormick	LV	39	183	4.7	29	0
43t	White	LV	65	183	2.8	17	1
45	Burrow (QB)	CIN	37	177	4.8	47t	1
46	Levis (QB)	TEN	41	175	4.3	21	0
47	Sermon	IND	56	159	2.8	17	2
48	*Steele	KC	48	158	3.3	9	0
49	Foreman	CLE	48	156	3.3	25	0
50	Goodson	IND	32	153	4.8	33	1

2024 NATIONAL FOOTBALL LEAGUE

AFC THIRD-AND-ONE RUSHING LEADERS

RANK	PLAYER	TEAM	ATT	FD	PCT
1t	*Allen	NYJ	9	9	100.0%
1t	Herbert (QB)	LAC	7	7	100.0%
1t	C. Brown	CIN	6	6	100.0%
1t	Burrow (QB)	CIN	4	4	100.0%
5	Allen (QB)	BUF	9	8	88.9%
6t	Levis (QB)	TEN	8	7	87.5%
6t	Mixon	HOU	8	7	87.5%
8	Dobbins	LAC	7	6	85.7%
9t	Hunt	KC	10	8	80.0%
9t	L. Jackson (QB)	BAL	5	4	80.0%
11	*Nix (QB)	DEN	9	7	77.8%
12	Henry	BAL	11	8	72.7%
13	Taylor	IND	13	9	69.2%
14t	Achane	MIA	6	4	66.7%
14t	Pacheco	KC	6	4	66.7%
14t	*Steele	KC	6	4	66.7%
17t	Bigsby	JAX	7	4	57.1%
17t	Hall	NYJ	7	4	57.1%

2024 NATIONAL FOOTBALL LEAGUE

AFC LEADERS IN RECEPTIONS

RANK	PLAYER	TEAM	REC	YDS	AVG	LONG	TD
1	Chase	CIN	108	1510	14.0	70t	16
2	*Bowers (TE)	LV	101	1067	10.6	57t	4
3	Wilson	NYJ	90	987	11.0	42	6
4	Kelce (TE)	KC	89	739	8.3	38	2
5t	J. Smith (TE)	MIA	76	802	10.6	57t	6
5t	Achane (RB)	MIA	76	579	7.6	39	6
7	D. Adams	LV-NYJ	74	928	12.5	71t	7
8t	*B. Thomas	JAX	73	1088	14.9	85t	9
8t	Meyers	LV	73	843	11.5	43	2
8t	Shakir	BUF	73	796	10.9	52	4
11	Jeudy	CLE	72	1072	14.9	89t	4
12t	Flowers	BAL	71	1016	14.3	53t	4
12t	Sutton	DEN	71	928	13.1	37	6
14	T. Hill	MIA	70	834	11.9	80t	6
15	*McConkey	LAC	69	960	13.9	60t	5
16	Henry (TE)	NE	66	674	10.2	35	2
17	Njoku (TE)	CLE	64	505	7.9	29	5
18	Collins	HOU	60	909	15.2	67t	6
19t	Downs	IND	59	687	11.6	69t	5
19t	Douglas	NE	59	541	9.2	35t	2
21	Higgins	CIN	58	727	12.5	42t	7
22	Moore	CLE	57	501	8.8	44	1
23	Ridley	TEN	56	857	15.3	63	4
24	Pickens	PIT	55	850	15.5	44	3
25t	Waddle	MIA	54	700	13.0	63	2
25t	Pittman	IND	54	627	11.6	33	2
25t	Hopkins	TEN-KC	54	603	11.2	35	5
28	Hall (RB)	NYJ	53	460	8.7	57	2
29t	Dell	HOU	51	667	13.1	50	3
29t	*Worthy	KC	51	559	11.0	54t	5
31t	Freiermuth (TE)	PIT	50	508	10.2	30	6
31t	C. Brown (RB)	CIN	50	336	6.7	34	4
33	Andrews (TE)	BAL	49	551	11.2	38	9
34	Schultz (TE)	HOU	48	482	10.0	32	2
35t	Gesicki (TE)	CIN	47	511	10.9	47t	2
35t	Diggs	HOU	47	496	10.6	49	3
35t	Okonkwo (TE)	TEN	47	437	9.3	70t	2
35t	Engram (TE)	JAX	47	365	7.8	24	1
35t	Williams (RB)	DEN	47	296	6.3	34	0
40	Dissly (TE)	LAC	43	418	9.7	29t	1
41t	Tucker	LV	42	491	11.7	58t	2
41t	Kincaid (TE)	BUF	42	424	10.1	29	2
41t	Hill (RB)	BAL	42	383	9.1	27t	3
44t	Cooper	CLE-BUF	41	491	12.0	30	3
44t	Conklin (TE)	NYJ	41	376	9.2	27	2
44t	Pollard (RB)	TEN	41	238	5.8	30	0
47	Bateman	BAL	39	668	17.1	59	8
48t	Gray (TE)	KC	38	430	11.3	35t	5
48t	Hooper (TE)	NE	38	430	11.3	38t	3
48t	Likely (TE)	BAL	38	430	11.3	49t	5

2024 NATIONAL FOOTBALL LEAGUE

AFC RECEIVING YARDAGE LEADERS

RANK	PLAYER	TEAM	YDS	REC	AVG	LONG	TD
1	Chase	CIN	1510	108	14.0	70t	16
2	*B. Thomas	JAX	1088	73	14.9	85t	9
3	Jeudy	CLE	1072	72	14.9	89t	4
4	*Bowers (TE)	LV	1067	101	10.6	57t	4
5	Flowers	BAL	1016	71	14.3	53t	4
6	Wilson	NYJ	987	90	11.0	42	6
7	*McConkey	LAC	960	69	13.9	60t	5
8t	D. Adams	LV-NYJ	928	74	12.5	71t	7
8t	Sutton	DEN	928	71	13.1	37	6
10	Collins	HOU	909	60	15.2	67t	6
11	Ridley	TEN	857	56	15.3	63	4
12	Pickens	PIT	850	55	15.5	44	3
13	Meyers	LV	843	73	11.5	43	2
14	T. Hill	MIA	834	70	11.9	80t	6
15	J. Smith (TE)	MIA	802	76	10.6	57t	6
16	Shakir	BUF	796	73	10.9	52	4
17	Kelce (TE)	KC	739	89	8.3	38	2
18	Higgins	CIN	727	58	12.5	42t	7
19	Waddle	MIA	700	54	13.0	63	2
20	Downs	IND	687	59	11.6	69t	5
21	Henry (TE)	NE	674	66	10.2	35	2
22	Bateman	BAL	668	39	17.1	59	8
23	Dell	HOU	667	51	13.1	50	3
24	Pierce	IND	645	29	22.2	65t	5
25	Pittman	IND	627	54	11.6	33	2
26	Hopkins	TEN-KC	603	54	11.2	35	5
27	Achane (RB)	MIA	579	76	7.6	39	6
28	*Worthy	KC	559	51	11.0	54t	5
29	Andrews (TE)	BAL	551	49	11.2	38	9
30	Palmer	LAC	543	35	15.5	45	1
31	Douglas	NE	541	59	9.2	35t	2
32	Austin	PIT	517	32	16.2	55t	4
33	Gesicki (TE)	CIN	511	47	10.9	47t	2
34	Freiermuth (TE)	PIT	508	50	10.2	30	6
35	Njoku (TE)	CLE	505	64	7.9	29	5
36	Moore	CLE	501	57	8.8	44	1
37	*Coleman	BUF	498	24	20.8	64	3
38	Diggs	HOU	496	47	10.6	49	3
39t	Cooper	CLE-BUF	491	41	12.0	30	3
39t	Tucker	LV	491	42	11.7	58t	2
41	Schultz (TE)	HOU	482	48	10.0	32	2
42	Johnston	LAC	477	37	12.9	66t	8
43	Hall (RB)	NYJ	460	53	8.7	57	2
44	Lazard	NYJ	450	33	13.6	52t	5
45	Boutte	NE	444	32	13.9	40t	2
46	Okonkwo (TE)	TEN	437	47	9.3	70t	2
47t	Gray (TE)	KC	430	38	11.3	35t	5
47t	Hooper (TE)	NE	430	38	11.3	38t	3
47t	Likely (TE)	BAL	430	38	11.3	49t	5
50	Kincaid (TE)	BUF	424	42	10.1	29	2

2024 NATIONAL FOOTBALL LEAGUE

AFC THIRD-DOWN RECEIVING LEADERS

RANK	PLAYER	TEAM	REC	YDS	AVG	LONG	TD
1	Sutton	DEN	28	443	15.8	33	3
2	Kelce (TE)	KC	25	254	10.2	38	1
3t	Pickens	PIT	23	303	13.2	37	0
3t	Wilson	NYJ	23	259	11.3	26t	2
5	*Bowers (TE)	LV	22	256	11.6	29	1
6	Henry (TE)	NE	21	242	11.5	32	1
7	Shakir	BUF	20	327	16.4	52	2
8t	*McConkey	LAC	19	224	11.8	19	2
8t	Moore	CLE	19	198	10.4	44	0
10t	Downs	IND	18	243	13.5	31	2
10t	Chase	CIN	18	231	12.8	63t	2
10t	Dell	HOU	18	216	12.0	31	0
10t	T. Hill	MIA	18	211	11.7	30	2
14t	Higgins	CIN	17	277	16.3	38t	4
14t	Collins	HOU	17	238	14.0	34	3
14t	Meyers	LV	17	211	12.4	43	0
17t	D. Adams	LV-NYJ	16	286	17.9	43	1
17t	J. Smith (TE)	MIA	16	169	10.6	33	2
19t	Gesicki (TE)	CIN	15	192	12.8	47t	1
19t	Hill (RB)	BAL	15	168	11.2	24	0
19t	Douglas	NE	15	157	10.5	35t	1
22t	*B. Thomas	JAX	14	269	19.2	62t	4
22t	Johnston	LAC	14	214	15.3	66t	5
22t	Boyd	TEN	14	177	12.6	40	0
22t	Andrews (TE)	BAL	14	162	11.6	23	4
22t	Freiermuth (TE)	PIT	14	156	11.1	22	3
27t	Ridley	TEN	13	259	19.9	63	1
27t	Flowers	BAL	13	226	17.4	49	1
27t	Jeudy	CLE	13	207	15.9	35t	1
27t	Perine (RB)	KC	13	197	15.2	35	1
27t	Waddle	MIA	13	182	14.0	36	0
27t	Hopkins	TEN-KC	13	166	12.8	35	2
27t	Diggs	HOU	13	127	9.8	21	1
27t	Williams (RB)	DEN	13	103	7.9	34	0
27t	Warren (RB)	PIT	13	99	7.6	26	0
36t	Schultz (TE)	HOU	12	173	14.4	32	1
36t	Conklin (TE)	NYJ	12	149	12.4	25	1
36t	Bateman	BAL	12	122	10.2	16t	3
36t	Achane (RB)	MIA	12	120	10.0	39	1
36t	Hall (RB)	NYJ	12	111	9.3	29t	1
41t	Mims	DEN	11	225	20.5	93t	2
41t	Austin	PIT	11	209	19.0	46	2
41t	Palmer	LAC	11	160	14.5	28t	1
41t	*Worthy	KC	11	124	11.3	19	0
41t	Ingram (TE)	JAX	11	92	8.4	15	0
41t	Tucker	LV	11	88	8.0	14	0
41t	Abdullah (RB)	LV	11	79	7.2	24	1
41t	Njoku (TE)	CLE	11	77	7.0	18	2
49t	Westbrook-Ikhine	TEN	10	190	19.0	98t	5
49t	*Vele	DEN	10	91	9.1	20	1

2024 NATIONAL FOOTBALL LEAGUE

AFC LEADING SCORERS (NON-KICKING)

RANK	PLAYER	TEAM	POS	TOUCHDOWNS				X2	PTS
				TOTAL	RUSH	REC	RET		
1t	Chase	CIN	WR	16	0	16	0	0	96
1t	Cook	BUF	RB	16	14	2	0	0	96
3	Henry	BAL	RB	15	13	2	0	0	90
4t	Allen	BUF	QB	12	11	1	0	0	72
4t	Mixon	HOU	RB	12	11	1	0	0	72
6	C. Brown	CIN	RB	11	7	4	0	1	68
7	Achane	MIA	RB	11	5	6	0	0	66
8	*B. Thomas	JAX	WR	9	0	9	0	2	58
9t	Andrews	BAL	TE	9	0	9	0	0	54
9t	Taylor	IND	RB	9	8	1	0	0	54
9t	Westbrook-Ikhine	TEN	WR	9	0	9	0	0	54
12	Stevenson	NE	RB	8	7	1	0	2	52
13t	Bateman	BAL	WR	8	0	8	0	0	48
13t	Dobbins	LAC	RB	8	8	0	0	0	48
13t	Johnston	LAC	WR	8	0	8	0	0	48
13t	*Worthy	KC	WR	8	3	5	0	0	48
17t	D. Adams	LV-NYJ	WR	7	0	7	0	1	44
17t	Hall	NYJ	RB	7	5	2	0	1	44
19	Higgins	CIN	WR	7	0	7	0	0	42
20t	Richardson	IND	QB	6	6	0	0	1	38
20t	Wilson	NYJ	WR	6	0	6	0	1	38
22t	Bigsby	JAX	RB	6	6	0	0	0	36
22t	Collins	HOU	WR	6	0	6	0	0	36
22t	Freiermuth	PIT	TE	6	0	6	0	0	36
22t	T. Hill	MIA	WR	6	0	6	0	0	36
22t	Hunt	KC	RB	6	6	0	0	0	36
22t	Iosivas	CIN	WR	6	0	6	0	0	36
22t	J. Smith	MIA	TE	6	0	6	0	0	36
22t	Sutton	DEN	WR	6	0	6	0	0	36
30	Njoku	CLE	TE	5	0	5	0	2	34
31t	Mattison	LV	RB	5	4	1	0	1	32
31t	Pollard	TEN	RB	5	5	0	0	1	32
31t	Ridley	TEN	WR	5	1	4	0	0	32
34t	Abdullah	LV	RB	5	2	3	0	0	30
34t	Austin	PIT	WR	5	0	4	1	0	30
34t	*Davis	BUF	RB	5	3	2	0	0	30
34t	Downs	IND	WR	5	0	5	0	0	30
34t	Fields	PIT	QB	5	5	0	0	0	30
34t	Gray	KC	TE	5	0	5	0	0	30
34t	Harris	PIT	RB	5	5	0	0	0	30
34t	Hollins	BUF	WR	5	0	5	0	0	30
34t	Hopkins	TEN-KC	WR	5	0	5	0	0	30
34t	Lazard	NYJ	WR	5	0	5	0	0	30
34t	Likely	BAL	TE	5	0	5	0	0	30
34t	*McConkey	LAC	WR	5	0	5	0	0	30
34t	*Nix	DEN	QB	5	4	1	0	0	30

2024 NATIONAL FOOTBALL LEAGUE

AFC LEADING SCORERS (NON-KICKING)

RANK	PLAYER	TEAM	POS	TOUCHDOWNS				X2	PTS
				TOTAL	RUSH	REC	RET		
34t	Pierce	IND	WR	5	0	5	0	0	30
34t	Spears	TEN	RB	5	4	1	0	0	30
49	Jeudy	CLE	WR	4	0	4	0	2	28
50t	*Bowers	LV	TE	4	0	4	0	0	24
50t	Chubb	CLE	RB	4	3	1	0	0	24
50t	Diggs	HOU	WR	4	1	3	0	0	24
50t	Edwards	LAC	RB	4	4	0	0	0	24
50t	Flowers	BAL	WR	4	0	4	0	0	24
50t	Hill	BAL	RB	4	1	3	0	0	24
50t	Ty Johnson	BUF	RB	4	1	3	0	0	24
50t	Shakir	BUF	WR	4	0	4	0	0	24
50t	Williams	DEN	RB	4	4	0	0	0	24

2024 NATIONAL FOOTBALL LEAGUE

AFC LEADING SCORERS (KICKING)

RANK	PLAYER	TEAM	PAT	FG	FG%	LONG	PTS
1	Boswell	PIT	32/32	39/42	92.9%	57	149
2	Fairbairn	HOU	32/33	35/41	85.4%	59	137
3	Lutz	DEN	38/38	29/32	90.6%	55	125
4	Sanders	MIA	22/24	33/37	89.2%	57	121
5	Dicker	LAC	27/30	31/33	93.9%	59	120
6	Bass	BUF	53/57	22/27	81.5%	61	119
7	Tucker	BAL	51/53	21/29	72.4%	56	114
8	Carlson	LV	20/21	28/34	82.4%	54	104
9	Gay	IND	28/28	25/29	86.2%	56	103
10	Slye	NE	22/23	23/30	76.7%	63	91
11	*C. Little	JAX	23/23	22/24	91.7%	59	89
12	Folk	TEN	25/25	21/22	95.5%	56	88
13	Butker	KC	27/28	20/23	87.0%	53	87
14	McPherson	CIN	37/38	16/22	72.7%	56	85
15	Hopkins	CLE	16/19	16/25	64.0%	56	64
16	*Narveson	GB-TEN	18/18	12/18	66.7%	47	54
17	Carlson	SF-NYJ	12/15	13/15	86.7%	58	51
18t	Romo	MIN-NE	7/8	11/12	91.7%	55	40
18t	Zuerlein	NYJ	13/14	9/15	60.0%	40	40
20	Wright	SF-KC	5/5	11/12	91.7%	50	38
21t	*Shrader	IND-NYJ-KC	9/9	5/5	100.0%	45	24
21t	York	WAS-CIN	12/13	4/7	57.1%	59	24

2024 NATIONAL FOOTBALL LEAGUE

AFC TOUCHBACKS ON KICKOFFS

RANK	PLAYER	TEAM	TB
1	Bass	BUF	69
2	Tucker	BAL	65
3	Lutz	DEN	61
4	Sanders	MIA	59
5	C. Little	JAX	56
6	Gay	IND	55
7t	Dicker	LAC	54
7t	McPherson	CIN	54
9	Boswell	PIT	49
10	Butker	KC	44
11	Slye	NE	42
12	Fairbairn	HOU	41
13	Carlson	LV	40
14	Folk	TEN	37
15	Hopkins	CLE	32
16	Zuerlein	NYJ	28
17	Romo	MIN-NE	19
18	Narveson	GB-TEN	18
19	Shrader	IND-NYJ-KC	17
20	York	WAS-CIN	14
21	Carlson	SF-NYJ	13
22	Stout	BAL	3
23	Wright	SF-KC	2
24	Reid	KC	1

2024 NATIONAL FOOTBALL LEAGUE

AFC MOST YARDS FROM SCRIMMAGE

RANK	PLAYER	TEAM	POS	TOTAL			RUSHING			RECEIVING		
				YDS	PLAYS	AVG	YDS	ATT	AVG	YDS	ATT	AVG
1	Henry	BAL	RB	1788	293	6.1	1636	278	5.9	152	15	10.1
2	Chase	CIN	WR	1542	111	13.9	32	3	10.7	1510	108	14.0
3	Achane	MIA	RB	1340	258	5.2	761	182	4.2	579	76	7.6
4	C. Brown	CIN	RB	1259	259	4.9	923	209	4.4	336	50	6.7
5	Mixon	HOU	RB	1258	264	4.8	967	231	4.2	291	33	8.8
6	Pollard	TEN	RB	1255	279	4.5	1017	238	4.3	238	41	5.8
7	Taylor	IND	RB	1251	252	5.0	1129	237	4.8	122	15	8.1
8	Hall	NYJ	RB	1234	240	5.1	774	187	4.1	460	53	8.7
9	Harris	PIT	RB	1189	268	4.4	933	238	3.9	256	30	8.5
10	Cook	BUF	RB	1186	214	5.5	928	182	5.1	258	32	8.1
11	*B. Thomas	JAX	WR	1118	78	14.3	30	5	6.0	1088	73	14.9
12	*Bowers	LV	TE	1081	105	10.3	14	4	3.5	1067	101	10.6
13	Jeudy	CLE	WR	1072	72	14.9	0	0	---	1072	72	14.9
14	Flowers	BAL	WR	1063	79	13.5	47	8	5.9	1016	71	14.3
15	Wilson	NYJ	WR	992	91	10.9	5	1	5.0	987	90	11.0
16	Stevenson	NE	RB	968	238	4.1	800	205	3.9	168	33	5.1
17	*McConkey	LAC	WR	960	69	13.9	0	0	---	960	69	13.9
18t	D. Adams	LV-NYJ	WR	928	74	12.5	0	0	---	928	74	12.5
18t	Sutton	DEN	WR	928	71	13.1	0	0	---	928	71	13.1
20	Collins	HOU	WR	909	60	15.2	0	0	---	909	60	15.2
21	Ridley	TEN	WR	908	61	14.9	51	5	10.2	857	56	15.3
22	Dobbins	LAC	RB	900	186	4.8	766	158	4.8	134	28	4.8
23	T. Hill	MIA	WR	887	78	11.4	53	8	6.6	834	70	11.9
24	Hunt	KC	RB	884	214	4.1	708	191	3.7	176	23	7.7
25	Meyers	LV	WR	866	75	11.5	23	2	11.5	843	73	11.5
26	Pickens	PIT	WR	844	57	14.8	-6	2	-3.0	850	55	15.5
27	J. Smith	MIA	TE	801	78	10.3	-1	2	-0.5	802	76	10.6
28	Shakir	BUF	WR	800	75	10.7	4	2	2.0	796	73	10.9
29	Williams	DEN	RB	781	181	4.3	485	134	3.6	296	47	6.3
30	J. Ford	CLE	RB	768	135	5.7	543	98	5.5	225	37	6.1
31	L. Jackson	BAL	QB	765	126	6.1	765	126	6.1	0	0	---
32	Bigsby	JAX	RB	745	149	5.0	694	143	4.9	51	6	8.5
33	Kelce	KC	TE	740	90	8.2	1	1	1.0	739	89	8.3
34	Higgins	CIN	WR	727	58	12.5	0	0	---	727	58	12.5
35	Dell	HOU	WR	710	60	11.8	43	9	4.8	667	51	13.1
36	Waddle	MIA	WR	706	57	12.4	6	3	2.0	700	54	13.0
37	Downs	IND	WR	699	60	11.7	12	1	12.0	687	59	11.6
38	Warren	PIT	RB	688	136	5.1	419	103	4.1	269	33	8.2
39	Etienne	JAX	RB	677	157	4.3	478	122	3.9	199	35	5.7
40	Henry	NE	TE	674	66	10.2	0	0	---	674	66	10.2
41	Bateman	BAL	WR	668	39	17.1	0	0	---	668	39	17.1
42	*Worthy	KC	WR	653	69	9.5	94	18	5.2	559	51	11.0
43t	Mattison	LV	RB	645	147	4.4	368	116	3.2	277	31	8.9
43t	Pierce	IND	WR	645	29	22.2	0	0	---	645	29	22.2
45	Pittman	IND	WR	627	54	11.6	0	0	---	627	54	11.6
46	Gibson	NE	RB	620	115	5.4	434	96	4.5	186	19	9.8
47	Hill	BAL	RB	611	89	6.9	228	47	4.9	383	42	9.1
48	Hopkins	TEN-KC	WR	603	54	11.2	0	0	---	603	54	11.2
49	Douglas	NE	WR	557	62	9.0	16	3	5.3	541	59	9.2
50	Andrews	BAL	TE	556	52	10.7	5	3	1.7	551	49	11.2

2024 NATIONAL FOOTBALL LEAGUE

AFC LEADERS IN FIRST DOWNS

RANK	PLAYER	TEAM	POS	TOTAL	RUSH	REC
1	Henry	BAL	RB	85	77	8
2	Chase	CIN	WR	69	2	67
3	C. Brown	CIN	RB	67	46	21
4t	Achane	MIA	RB	62	32	30
4t	Mixon	HOU	RB	62	50	12
6t	Pollard	TEN	RB	59	50	9
6t	Taylor	IND	RB	59	52	7
8	Cook	BUF	RB	57	43	14
9	*Bowers	LV	TE	55	2	53
10t	Harris	PIT	RB	54	43	11
10t	Wilson	NYJ	WR	54	1	53
12t	Allen	BUF	QB	49	48	1
12t	T. Hill	MIA	WR	49	2	47
12t	Hunt	KC	RB	49	39	10
12t	Jeudy	CLE	WR	49	0	49
12t	J. Smith	MIA	TE	49	0	49
12t	Sutton	DEN	WR	49	0	49
18t	Stevenson	NE	RB	48	40	8
18t	*B. Thomas	JAX	WR	48	2	46
20t	Flowers	BAL	WR	47	1	46
20t	Hall	NYJ	RB	47	33	14
22t	Dobbins	LAC	RB	45	39	6
22t	*McConkey	LAC	WR	45	0	45
22t	Meyers	LV	WR	45	1	44
25	D. Adams	LV-NYJ	WR	44	0	44
26	Collins	HOU	WR	42	0	42
27t	L. Jackson	BAL	QB	41	41	0
27t	Kelce	KC	TE	41	0	41
29t	Henry	NE	TE	40	0	40
29t	Williams	DEN	RB	40	28	12
31	Dell	HOU	WR	38	3	35
32t	Andrews	BAL	TE	37	3	34
32t	Higgins	CIN	WR	37	0	37
32t	Warren	PIT	RB	37	24	13
35t	Etienne	JAX	RB	36	26	10
35t	Ridley	TEN	WR	36	3	33
35t	Waddle	MIA	WR	36	0	36
38t	Bigsby	JAX	RB	35	34	1
38t	Downs	IND	WR	35	1	34
38t	Hopkins	TEN-KC	WR	35	0	35
38t	Pickens	PIT	WR	35	0	35
38t	*Worthy	KC	WR	35	4	31
43t	J. Ford	CLE	RB	34	24	10
43t	Mattison	LV	RB	34	23	11
43t	*Nix	DEN	QB	34	33	1
43t	Shakir	BUF	WR	34	0	34
47	Richardson	IND	QB	33	33	0
48	Diggs	HOU	WR	32	1	31
49	Hill	BAL	RB	31	14	17
50	Bateman	BAL	WR	30	0	30

2024 NATIONAL FOOTBALL LEAGUE

AFC PUNTING YARDS LEADERS

RANK	PLAYER	TEAM	POS	PUNTS	YARDS	LONG	AVG	TB	BLK	DWN	OB	RETURNS		IN20	NET AVG
												TOT	YDS		
1	Stonehouse	TEN	P	65	3323	75	51.1	6	2	3	3	44	637	19	38.3
2	Cole	LV	P	58	2926	70	50.4	6	2	7	10	23	263	23	42.4
3	Baringer	NE	P	63	3155	75	50.1	8	0	7	3	30	388	27	41.4
4	Sanchez	IND	P	63	3150	65	50.0	4	0	2	4	30	390	23	42.5
5	Cooke	JAX	P	61	3029	73	49.7	3	0	1	15	24	230	31	44.9
6	Bojorquez	CLE	P	79	3921	84	49.6	6	0	11	11	34	476	36	42.1
7	*Rehkow	CIN	P	49	2410	80	49.2	5	0	4	2	23	212	23	42.8
8	Araiza	KC	P	52	2513	67	48.3	6	0	6	0	23	239	20	41.4
9	Bailey	MIA	P	46	2211	64	48.1	3	1	3	13	19	210	19	41.3
10	Townsend	HOU	P	66	3169	66	48.0	5	1	11	6	22	114	34	44.1
11	Morstead	NYJ	P	56	2672	75	47.7	7	0	4	6	26	222	17	41.3
12	Martin	BUF	P	47	2223	65	47.3	5	1	5	5	19	162	23	40.9
13	Dixon	DEN	P	71	3343	65	47.1	5	0	10	8	27	243	32	42.3
14	Stout	BAL	P	47	2207	70	47.0	3	0	4	7	21	163	19	42.2
15	Waitman	PIT	P	56	2624	71	46.9	5	0	7	6	23	133	25	42.7
16	Scott	LAC	P	69	3223	67	46.7	4	0	7	9	27	253	27	41.9

2024 NATIONAL FOOTBALL LEAGUE

AFC NET PUNTING YARDS LEADERS

RANK	PLAYER	TEAM	POS	PUNTS	YARDS	LONG	AVG	TB	BLK	DWN	OB	RETURNS		IN20	NET AVG
												TOT	YDS		
1	Cooke	JAX	P	61	3029	73	49.7	3	0	1	15	24	230	31	44.9
2	Townsend	HOU	P	66	3169	66	48.0	5	1	11	6	22	114	34	44.1
3	*Rehkov	CIN	P	49	2410	80	49.2	5	0	4	2	23	212	23	42.8
4	Waitman	PIT	P	56	2624	71	46.9	5	0	7	6	23	133	25	42.7
5	Sanchez	IND	P	63	3150	65	50.0	4	0	2	4	30	390	23	42.5
6	Cole	LV	P	58	2926	70	50.4	6	2	7	10	23	263	23	42.4
7	Dixon	DEN	P	71	3343	65	47.1	5	0	10	8	27	243	32	42.3
8	Stout	BAL	P	47	2207	70	47.0	3	0	4	7	21	163	19	42.2
9	Bojorquez	CLE	P	79	3921	84	49.6	6	0	11	11	34	476	36	42.1
10	Scott	LAC	P	69	3223	67	46.7	4	0	7	9	27	253	27	41.9
11	Araiza	KC	P	52	2513	67	48.3	6	0	6	0	23	239	20	41.4
12	Baringer	NE	P	63	3155	75	50.1	8	0	7	3	30	388	27	41.4
13	Bailey	MIA	P	46	2211	64	48.1	3	1	3	13	19	210	19	41.3
14	Morstead	NYJ	P	56	2672	75	47.7	7	0	4	6	26	222	17	41.3
15	Martin	BUF	P	47	2223	65	47.3	5	1	5	5	19	162	23	40.9
16	Stonehouse	TEN	P	65	3323	75	51.1	6	2	3	3	44	637	19	38.3

2024 NATIONAL FOOTBALL LEAGUE

2024 NATIONAL FOOTBALL LEAGUE

AFC PUNT RETURN LEADERS

RANK	PLAYER	TEAM	POS	RET	FC	YDS	AVG	LONG	TD
1	Mims	DEN	WR	26	20	408	15.7	61	0
2	M. Jones	NE	CB	26	8	386	14.8	62	0
3	Austin	PIT	WR	23	15	259	11.3	73t	1
4	*Codrington	BUF	DB	25	7	281	11.2	29	0
5	Hardman	KC	WR	20	9	203	10.2	55	0
6	Proche	CLE	WR	18	7	163	9.1	18	0
7	Gipson	NYJ	WR	29	15	230	7.9	40	0
8	*Jackson	TEN	WR	28	7	215	7.7	20	0

2024 NATIONAL FOOTBALL LEAGUE

AFC KICKOFF RETURN LEADERS

RANK	PLAYER	TEAM	POS	RET	YDS	AVG	LONG	TD
1	Davis	LAC	WR	18	507	28.2	56	0

2024 NATIONAL FOOTBALL LEAGUE

2024 NATIONAL FOOTBALL LEAGUE

AFC INTERCEPTION LEADERS

RANK	PLAYER	TEAM	POS	INT	YARDS	AVG	LONG	TD
1	Humphrey	BAL	CB	6	37	6.2	37t	1
2t	*Bullock	HOU	SAF	5	96	19.2	68	0
2t	Hooker	TEN	SAF	5	68	13.6	30	0
2t	Jackson	PIT	CB	5	88	17.6	49	0
2t	Stingley	HOU	CB	5	48	9.6	31	0
6t	*Still	LAC	DB	4	85	21.3	61t	1
6t	Stone	CIN	SAF	4	88	22.0	49	1
6t	Surtain	DEN	CB	4	132	33.0	100t	1
9t	*Bishop	PIT	CB	3	46	15.3	41	0
9t	Cross	IND	SAF	3	25	8.3	20	0
9t	*Hicks	KC	SAF	3	50	16.7	47	0
9t	B. Jones	DEN	SAF	3	74	24.7	37	0
9t	*Lassiter	HOU	CB	3	9	3.0	9	0
9t	Molden	LAC	CB	3	28	9.3	25	0
9t	Moore	IND	CB	3	28	9.3	12	0
9t	Taylor-Britt	CIN	CB	3	79	26.3	51t	1
17t	Barton	DEN	LB	2	71	35.5	56	0
17t	Bernard	BUF	LB	2	1	0.5	1	0
17t	Blackmon	IND	SAF	2	17	8.5	17	0
17t	Conner	KC	DB	2	32	16.0	29	0
17t	Cook	KC	FS	2	0	0.0	0	0
17t	Echols	NYJ	CB	2	0	0.0	0	0
17t	Franklin	IND	OLB	2	4	2.0	4	0
17t	Gonzalez	NE	CB	2	2	1.0	2	0
17t	Hamlin	BUF	SS	2	19	9.5	19	0
17t	Ingram	BUF	DB	2	56	28.0	31t	1
17t	A. Johnson	BUF	NT	2	9	4.5	5	0
17t	Ta. Johnson	BUF	CB	2	23	11.5	23t	1
17t	Jones	LV	CB	2	53	26.5	29t	1
17t	Jones	IND	DB	2	5	2.5	5	0
17t	Kohou	MIA	CB	2	2	1.0	2	0
17t	McDuffie	KC	CB	2	0	0.0	0	0
17t	McMillian	DEN	CB	2	44	22.0	44t	1
17t	Moehrig	LV	SAF	2	28	14.0	16	0
17t	Ramsey	MIA	CB	2	7	3.5	7	0
17t	Rapp	BUF	FS	2	5	2.5	5	0
17t	Spillane	LV	LB	2	0	0.0	0	0
17t	Ward	CLE	CB	2	0	0.0	0	0
17t	Ward	HOU	SAF	2	67	33.5	65t	1
17t	A. Washington	BAL	SAF	2	33	16.5	32	0
17t	Womack	IND	CB	2	4	2.0	4	0
42t	*Abrams-Draine	DEN	CB	1	17	17.0	17	0
42t	T. Adams	NYJ	SS	1	0	0.0	0	0
42t	Awuzie	TEN	CB	1	8	8.0	8	0
42t	Battle	CIN	SAF	1	0	0.0	0	0
42t	Bell	CIN	SS	1	32	32.0	32	0
42t	Benford	BUF	CB	1	6	6.0	6	0
42t	Benton	PIT	DT	1	11	11.0	11	0
42t	Bolton	KC	LB	1	0	0.0	0	0
42t	Bonitto	DEN	LB	1	71	71.0	71t	1
42t	Brown	JAX	CB	1	0	0.0	0	0
42t	*Brownlee	TEN	DB	1	2	2.0	2	0
42t	Chaisson	LV	DE	1	0	0.0	0	0
42t	Cisco	JAX	FS	1	22	22.0	22	0
42t	Davis-Gaither	CIN	LB	1	12	12.0	12	0

2024 NATIONAL FOOTBALL LEAGUE

AFC INTERCEPTION LEADERS

RANK	PLAYER	TEAM	POS	INT	YARDS	AVG	LONG	TD
42t	Dodson	SEA-MIA	LB	1	0	0.0	0	0
42t	Dupree	LAC	OLB	1	0	0.0	0	0
42t	D. Elliott	PIT	DB	1	0	0.0	0	0
42t	Elliss	NE	LB	1	6	6.0	6	0
42t	Fitzpatrick	PIT	FS	1	25	25.0	25	0
42t	Ford	LAC	DT	1	3	3.0	3	0
42t	Fulton	LAC	CB	1	29	29.0	29	0
42t	Gardner	NYJ	CB	1	0	0.0	0	0
42t	Gifford	TEN	LB	1	0	0.0	0	0
42t	Gilman	LAC	SAF	1	18	18.0	18	0
42t	Hewitt	HOU	LB	1	45	45.0	45	0
42t	Hilton	CIN	CB	1	0	0.0	0	0
42t	Hobbs	LV	CB	1	35	35.0	35	0
42t	Hubbard	CIN	DE	1	0	0.0	0	0
42t	James	LAC	FS	1	2	2.0	2	0
42t	*J. Jones	JAX	CB	1	0	0.0	0	0
42t	M. Jones	NE	CB	1	35	35.0	35	0
42t	Kazee	PIT	SS	1	5	5.0	5	0
42t	Lewis	BUF	CB	1	0	0.0	0	0
42t	Mapu	NE	SAF	1	6	6.0	6	0
42t	Maye	MIA-LAC	FS	1	0	0.0	0	0
42t	Mills	NYJ	CB	1	0	0.0	0	0
42t	Moss	DEN	CB	1	0	0.0	0	0
42t	Murray	HOU	SS	1	0	0.0	0	0
42t	Murray	TEN	LB	1	6	6.0	6	0
42t	Newsome	CLE	CB	1	-2	-2.0	-2	0
42t	*Newton	CIN	CB	1	12	12.0	12	0
42t	Ogbah	MIA	OLB	1	0	0.0	0	0
42t	Oluokun	JAX	LB	1	0	0.0	0	0
42t	Owusu-Koramoah	CLE	LB	1	0	0.0	0	0
42t	Peppers	NE	FS	1	0	0.0	0	0
42t	Pierre	PIT	CB	1	18	18.0	18	0
42t	Pitre	HOU	SAF	1	10	10.0	10	0
42t	Porter	PIT	CB	1	16	16.0	16	0
42t	Pratt	CIN	LB	1	24	24.0	24	0
42t	Reese	TEN	LB	1	2	2.0	2	0
42t	Reid	KC	SS	1	8	8.0	8	0
42t	*Roland-Wallace	KC	CB	1	0	0.0	0	0
42t	Savage	JAX	SAF	1	16	16.0	16	0
42t	Sieler	MIA	DE	1	0	0.0	0	0
42t	Singleton	DEN	LB	1	21	21.0	21	0
42t	Smith	BAL	ILB	1	0	0.0	0	0
42t	E. Speed	IND	LB	1	12	12.0	12	0
42t	Tart	LAC	DT	1	4	4.0	4	0
42t	Tavai	NE	OLB	1	0	0.0	0	0
42t	To'oTo'o	HOU	LB	1	0	0.0	0	0
42t	Trice	PIT	CB	1	0	0.0	0	0
42t	Walker	MIA	MLB	1	5	5.0	5	0
42t	*P. Wilson	PIT	LB	1	0	0.0	0	0
42t	Worley	TEN	CB	1	0	0.0	0	0

2024 NATIONAL FOOTBALL LEAGUE

AFC SACK LEADERS

RANK	PLAYER	TEAM	POS	SACKS
1	Hendrickson	CIN	DE	13.5
2t	Garrett	CLE	DE	12.0
2t	Hunter	HOU	DE	12.0
4t	Bonitto	DEN	LB	11.5
4t	Watt	PIT	OLB	11.5
6t	Anderson	HOU	DE	10.5
6t	Van Noy	BAL	MLB	10.5
8	McDonald	NYJ	DE	10.0
9t	Sieler	MIA	DE	8.5
9t	Walker	JAX	DE	8.5
11t	Cooper	DEN	LB	8.0
11t	Ca. Heyward	PIT	DT	8.0
11t	Landry	TEN	LB	8.0
11t	Oweh	BAL	LB	8.0
15t	Crosby	LV	DE	7.5
15t	Rousseau	BUF	DE	7.5
15t	Tuipulotu	LAC	LB	7.5
18t	Hines-Allen	JAX	DE	7.0
18t	Karlaftis	KC	DE	7.0
18t	Paye	IND	DE	7.0
21t	Buckner	IND	DT	6.5
21t	Key	TEN	LB	6.5
23t	Dupree	LAC	OLB	6.0
23t	Highsmith	PIT	LB	6.0
23t	*Robinson	MIA	LB	6.0
23t	Quin. Williams	NYJ	NT	6.0
27t	Franklin-Myers	DEN	DE	5.5
27t	Madubuike	BAL	DT	5.5
27t	Wharton	KC	DT	5.5
30t	Allen	DEN	DE	5.0
30t	Bosa	LAC	LB	5.0
30t	*Elliss	DEN	LB	5.0
30t	Epenesa	BUF	DE	5.0
30t	Ch. Jones	KC	DT	5.0
30t	Mack	LAC	OLB	5.0
30t	Settle	HOU	DT	5.0
30t	Simmons	TEN	DT	5.0
30t	White	NE	DE	5.0
30t	Wise	NE	DE	5.0
40t	Clemons	NYJ	DE	4.5
40t	Ni. Herbig	PIT	LB	4.5
42t	Barnett	HOU	DE	4.0
42t	C. Campbell	MIA	DE	4.0
42t	Chaisson	LV	DE	4.0
42t	*Latu	IND	DE	4.0
42t	Miller	BUF	OLB	4.0
42t	Ossai	CIN	DE	4.0
42t	Tillman	DEN	LB	4.0
42t	Wilson	LV	DE	4.0
50t	A. Butler	LV	DT	3.5
50t	Fox	LAC	DE	3.5
50t	James	LAC	FS	3.5
50t	Kinlaw	NYJ	DE	3.5
50t	Murray	TEN	LB	3.5
50t	Ogbah	MIA	OLB	3.5

2024 NATIONAL FOOTBALL LEAGUE

AFC SACK LEADERS

RANK	PLAYER	TEAM	POS	SACKS
50t	Robinson	BAL	LB	3.5
50t	Smith	GB-PIT	DE	3.5
50t	Stewart	IND	DT	3.5
50t	Thomas	NYJ	DE	3.5

2024 NATIONAL FOOTBALL LEAGUE

AFC LEADERS IN FUMBLE RECOVERIES

RANK	PLAYER	TEAM	POS	TOTAL	OWN TEAM	OPP TEAM
1	Richardson	IND	QB	6	6	0
2	L. Jackson	BAL	QB	5	5	0
3t	*Maye	NE	QB	4	4	0
3t	Stevenson	NE	RB	4	4	0
5t	D. Elliott	PIT	DB	3	0	3
5t	Fields	PIT	QB	3	3	0
5t	Herbert	LAC	QB	3	3	0
5t	Levis	TEN	QB	3	3	0
5t	Rodgers	NYJ	QB	3	3	0
5t	Warren	PIT	RB	3	3	0
5t	Williams	BUF	LB	3	0	3
5t	Winston	CLE	QB	3	3	0
13t	Bitonio	CLE	OG	2	2	0
13t	Brissett	NE	QB	2	2	0
13t	Brooks	MIA	ILB	2	0	2
13t	Burrow	CIN	QB	2	2	0
13t	Conklin	NYJ	TE	2	2	0
13t	Davis	LAC	WR	2	2	0
13t	Edwards	HOU	DE	2	0	2
13t	Gibson	NE	RB	2	2	0
13t	Ni. Herbig	PIT	LB	2	0	2
13t	*Jackson	TEN	WR	2	2	0
13t	M. Jones	NE	CB	2	1	1
13t	Lammons	IND	DB	2	0	2
13t	*Latham	TEN	OT	2	2	0
13t	Moehrig	LV	SAF	2	0	2
13t	Molden	LAC	CB	2	0	2
13t	*Nix	DEN	QB	2	2	0
13t	*Njongmeta	CIN	LB	2	0	2
13t	Perine	KC	RB	2	1	1
13t	Pratt	CIN	LB	2	0	2
13t	Rudolph	TEN	QB	2	2	0
13t	Simmons	TEN	DT	2	0	2
13t	Skowronek	PIT	WR	2	0	2
13t	Stanley	BAL	OT	2	2	0
13t	Tagovailoa	MIA	QB	2	2	0
13t	Torrence	BUF	OG	2	2	0
13t	Tranquill	KC	LB	2	0	2
13t	Watt	PIT	OLB	2	0	2
13t	Quin. Williams	NYJ	OLB	2	0	2
13t	L. Wilson	CIN	LB	2	0	2
13t	*P. Wilson	PIT	LB	2	0	2

2024 NATIONAL FOOTBALL LEAGUE

AFC LEADERS IN RECOVERIES OF FUMBLES BY OWN TEAM

RANK	PLAYER	TEAM	POS	REC	YARDS	AVG	LONG	TD
1	Richardson	IND	QB	6	0	0.0	0t	0
2	L. Jackson	BAL	QB	5	-7	-1.4	0t	0
3t	*Maye	NE	QB	4	0	0.0	0t	0
3t	Stevenson	NE	RB	4	0	0.0	0t	0
5t	Fields	PIT	QB	3	0	0.0	0t	0
5t	Herbert	LAC	QB	3	0	0.0	0t	0
5t	Levis	TEN	QB	3	0	0.0	0t	0
5t	Rodgers	NYJ	QB	3	0	0.0	0t	0
5t	Warren	PIT	RB	3	0	0.0	0t	0
5t	Winston	CLE	QB	3	0	0.0	0t	0
11t	Bitonio	CLE	OG	2	0	0.0	0t	0
11t	Brissett	NE	QB	2	0	0.0	0t	0
11t	Burrow	CIN	QB	2	0	0.0	0t	0
11t	Conklin	NYJ	TE	2	-3	-1.5	0t	0
11t	Davis	LAC	WR	2	0	0.0	0t	0
11t	Gibson	NE	RB	2	0	0.0	0t	0
11t	*Jackson	TEN	WR	2	0	0.0	0t	0
11t	*Latham	TEN	OT	2	4	2.0	4	0
11t	*Nix	DEN	QB	2	0	0.0	0t	0
11t	Rudolph	TEN	QB	2	0	0.0	0t	0
11t	Stanley	BAL	OT	2	0	0.0	0t	0
11t	Tagovailoa	MIA	QB	2	0	0.0	0t	0
11t	Torrence	BUF	OG	2	0	0.0	0t	0

2024 NATIONAL FOOTBALL LEAGUE

AFC LEADERS IN RECOVERIES OF FUMBLES BY OPPOSING TEAM

RANK	PLAYER	TEAM	POS	REC	YARDS	AVG	LONG	TD
1t	D. Elliott	PIT	DB	3	10	3.3	10	0
1t	Williams	BUF	LB	3	0	0.0	0t	0
3t	Brooks	MIA	ILB	2	23	11.5	12	0
3t	Edwards	HOU	DE	2	0	0.0	0t	0
3t	Ni. Herbig	PIT	LB	2	0	0.0	0t	0
3t	Lammons	IND	DB	2	3	1.5	3	0
3t	Moehrig	LV	SAF	2	0	0.0	0t	0
3t	Molden	LAC	CB	2	0	0.0	0t	0
3t	*Njongmeta	CIN	LB	2	0	0.0	0t	0
3t	Pratt	CIN	LB	2	9	4.5	9	0
3t	Simmons	TEN	DT	2	0	0.0	0t	0
3t	Skowronek	PIT	WR	2	0	0.0	0t	0
3t	Tranquill	KC	LB	2	3	1.5	3	0
3t	Watt	PIT	OLB	2	0	0.0	0t	0
3t	Quin. Williams	NYJ	OLB	2	15	7.5	15	0
3t	L. Wilson	CIN	LB	2	10	5.0	10	0
3t	*P. Wilson	PIT	LB	2	22	11.0	21t	1
18t	Anderson	HOU	DE	1	0	0.0	0t	0
18t	Anudike-Uzomah	KC	DE	1	0	0.0	0t	0
18t	J. Baker	SEA-TEN	OLB	1	0	0.0	0t	0
18t	Barnett	HOU	DE	1	28	28.0	28t	1
18t	Barton	DEN	LB	1	52	52.0	52t	1
18t	Battle	CIN	SAF	1	60	60.0	60	0
18t	Bell	CIN	SS	1	0	0.0	0t	0
18t	Benford	BUF	CB	1	43	43.0	43	0
18t	Benton	PIT	DT	1	0	0.0	0t	0
18t	Bernard	BUF	LB	1	0	0.0	0t	0
18t	*Bishop	PIT	CB	1	0	0.0	0t	0
18t	Blackmon	IND	SAF	1	0	0.0	0t	0
18t	Bolden	NE	CB	1	0	0.0	0t	0
18t	Bolton	KC	LB	1	0	0.0	0t	0
18t	Bonitto	DEN	LB	1	50	50.0	50t	1
18t	Boyd	HOU	DB	1	0	0.0	0t	0
18t	*Briggs	CLE	DE	1	0	0.0	0t	0
18t	Bryan	IND	DT	1	0	0.0	0t	0
18t	*Bullock	HOU	SAF	1	0	0.0	0t	0
18t	Carlson	SF-NYJ	K	1	0	0.0	0t	0
18t	Carter	NYJ	CB	1	7	7.0	7	0
18t	Chestnut	TEN	RB	1	0	0.0	0t	0
18t	Clark	NYJ	FS	1	0	0.0	0t	0
18t	Conner	KC	DB	1	38	38.0	38t	1
18t	Delpit	CLE	SAF	1	0	0.0	0t	0
18t	Echols	NYJ	CB	1	0	0.0	0t	0
18t	Elam	BUF	CB	1	0	0.0	0t	0
18t	Elliss	NE	LB	1	0	0.0	0t	0
18t	Emerson	CLE	CB	1	2	2.0	2	0
18t	Fuller	MIA	CB	1	1	1.0	1	0
18t	Garrett	CLE	DE	1	0	0.0	0t	0
18t	Gonzalez	NE	CB	1	63	63.0	63t	1
18t	Hamilton	BAL	SAF	1	8	8.0	8	0
18t	Hamlin	BUF	SS	1	0	0.0	0t	0
18t	*Harper	LV	SAF	1	0	0.0	0t	0
18t	Hawkins	NE	SAF	1	0	0.0	0t	0
18t	Hickman	CLE	SAF	1	0	0.0	0t	0
18t	Hines-Allen	JAX	DE	1	13	13.0	13	0

2024 NATIONAL FOOTBALL LEAGUE

AFC LEADERS IN RECOVERIES OF FUMBLES BY OPPOSING TEAM

RANK	PLAYER	TEAM	POS	REC	YARDS	AVG	LONG	TD
18t	Hollins	BUF	WR	1	0	0.0	0t	0
18t	Jackson	PIT	CB	1	-1	-1.0	-1	0
18t	Ta. Johnson	BUF	CB	1	0	0.0	0t	1
18t	B. Jones	DEN	SAF	1	34	34.0	34	0
18t	D. Jones	DEN	DT	1	0	0.0	0t	0
18t	M. Jones	NE	CB	1	17	17.0	17	0
18t	Key	TEN	LB	1	0	0.0	0t	0
18t	Kinlaw	NYJ	DE	1	4	4.0	4	0
18t	Kohou	MIA	CB	1	0	0.0	0t	0
18t	*Latu	IND	DE	1	0	0.0	0t	0
18t	Mack	LAC	OLB	1	22	22.0	22	0
18t	McDonald	NYJ	DE	1	0	0.0	0t	0
18t	McLeod	CLE	FS	1	25	25.0	25t	1
18t	Milano	BUF	OLB	1	0	0.0	0t	0
18t	Moore	IND	CB	1	38	38.0	38t	1
18t	Moss	DEN	CB	1	0	0.0	0t	0
18t	Odeyingbo	IND	DE	1	0	0.0	0t	0
18t	Olubi	IND	LB	1	18	18.0	18	0
18t	Perine	KC	RB	1	0	0.0	0t	0
18t	Queen	PIT	LB	1	0	0.0	0t	0
18t	*Reid	CLE	LB	1	0	0.0	0t	0
18t	Roach	DEN	DT	1	0	0.0	0t	0
18t	Rousseau	BUF	DE	1	0	0.0	0t	0
18t	Settle	HOU	DT	1	2	2.0	2	0
18t	Sieler	MIA	DE	1	0	0.0	0t	0
18t	Simpson	BAL	LB	1	0	0.0	0t	0
18t	Skinner	DEN	SAF	1	0	0.0	0t	0
18t	Smith	BAL	ILB	1	0	0.0	0t	0
18t	Spector	BUF	LB	1	0	0.0	0t	0
18t	Stewart	IND	DT	1	0	0.0	0t	0
18t	Stewart	HOU	SAF	1	0	0.0	0t	0
18t	Stone	CIN	SAF	1	6	6.0	6	0
18t	*Sweat	TEN	DT	1	30	30.0	30	0
18t	Tart	LAC	DT	1	0	0.0	0t	0
18t	Taylor	LAC	CB	1	0	0.0	0t	0
18t	D. Thomas	JAX	SAF	1	0	0.0	0t	0
18t	Thomas	DET-CIN	LB	1	0	0.0	0t	0
18t	Toohill	BUF	DE	1	0	0.0	0t	0
18t	Van Noy	BAL	MLB	1	0	0.0	0t	0
18t	Virgil	BUF	WR	1	0	0.0	0t	0
18t	Walker	JAX	DE	1	35	35.0	35t	1
18t	Ward	CLE	CB	1	0	0.0	0t	0
18t	M. Williams	BAL	FS	1	0	0.0	0t	0

2024 NATIONAL FOOTBALL LEAGUE

NFC LEADING PASSERS

RANK	PLAYER	TEAM	ATT	COMP	COMP%	YDS	YPA	TD	TD%	LONG	INT	INT%	RATING
1	Goff	DET	472	337	71.4%	4095	8.68	33	7.0%	82t	10	2.1%	112.2
2	Darnold	MIN	461	310	67.2%	3776	8.19	32	6.9%	97t	11	2.4%	105.4
3	Hurts	PHI	361	248	68.7%	2903	8.04	18	5.0%	67t	5	1.4%	103.7
4	Mayfield	TB	506	359	70.9%	3920	7.75	34	6.7%	57t	15	3.0%	103.5
5	*Daniels	WAS	432	301	69.7%	3303	7.65	22	5.1%	86t	8	1.9%	101.3
6	Carr	NO	279	189	67.7%	2145	7.69	15	5.4%	71t	5	1.8%	101.0
7	Love	GB	383	242	63.2%	3135	8.19	24	6.3%	70t	11	2.9%	97.8
8	Stafford	LAR	485	323	66.6%	3573	7.37	20	4.1%	69t	8	1.6%	95.2
9	Purdy	SF	420	273	65.0%	3487	8.30	17	4.0%	76t	10	2.4%	94.4
10	K. Murray	ARI	458	314	68.6%	3288	7.18	16	3.5%	60t	9	2.0%	92.6
11	G. Smith	SEA	528	370	70.1%	3937	7.46	17	3.2%	71t	15	2.8%	90.4
12	*Ca. Williams	CHI	505	314	62.2%	3271	6.48	19	3.8%	47	5	1.0%	89.3
13	Cousins	ATL	453	303	66.9%	3508	7.74	18	4.0%	60	16	3.5%	88.6
14	Rush	DAL	280	172	61.4%	1697	6.06	11	3.9%	64t	3	1.1%	87.2
15	Prescott	DAL	286	185	64.7%	1978	6.92	11	3.8%	65t	8	2.8%	86.0
16	D. Jones	NYG-MIN	341	216	63.3%	2070	6.07	8	2.3%	43	7	2.1%	79.4
17	Young	CAR	322	194	60.2%	1949	6.05	10	3.1%	83t	9	2.8%	76.2

2024 NATIONAL FOOTBALL LEAGUE

NFC LEADING PASSERS, RANKS

PLAYER	TEAM	ATT	COMP	COMP%	YDS	YPA	TD	TD%	INT	INT%	RATING
Goff	DET	5	3	1	1	1	2	1	11t	9	1
Darnold	MIN	6	7	8	4	3	3	2	13t	11	2
Hurts	PHI	12	11	5	12	5	8t	7	2t	3	3
Mayfield	TB	2	2	2	3	6	1	3	15t	16	4
*Daniels	WAS	9	9	4	8	9	5	6	6t	6	5
Carr	NO	17	15	7	13	8	13	5	2t	5	6
Love	GB	11	12	14	11	4	4	4	13t	15	7
Stafford	LAR	4	4	10	5	11	6	8	6t	4	8
Purdy	SF	10	10	11	7	2	10t	9	11t	10	9
K. Murray	ARI	7	5t	6	9	12	12	14	9t	7	10
G. Smith	SEA	1	1	3	2	10	10t	15	15t	14	11
*Ca. Williams	CHI	3	5t	15	10	14	7	13	2t	1	12
Cousins	ATL	8	8	9	6	7	8t	10	17	17	13
Rush	DAL	16	17	16	17	16	14t	11	1	2	14
Prescott	DAL	15	16	12	15	13	14t	12	6t	13	15
D. Jones	NYG-MIN	13	13	13	14	15	17	17	5	8	16
Young	CAR	14	14	17	16	17	16	16	9t	12	17

2024 NATIONAL FOOTBALL LEAGUE

NFC FOURTH-QUARTER PASSING LEADERS

RANK	PLAYER	TEAM	ATT	COMP	COMP%	YDS	YPA	TD	TD%	INT	INT%	RATING
1	*Daniels	WAS	130	94	72.3%	1081	8.32	11	8.5%	3	2.3%	115.6
2	Mayfield	TB	133	94	70.7%	989	7.44	10	7.5%	2	1.5%	110.8
3	Stafford	LAR	134	92	68.7%	1032	7.70	8	6.0%	1	0.7%	108.2
4	Love	GB	91	56	61.5%	847	9.31	5	5.5%	1	1.1%	105.9
5	Hurts	PHI	74	54	73.0%	674	9.11	3	4.1%	2	2.7%	103.1
6	Darnold	MIN	98	59	60.2%	819	8.36	6	6.1%	2	2.0%	99.0
7	*Ca. Williams	CHI	157	102	65.0%	988	6.29	9	5.7%	1	0.6%	98.9
8	Goff	DET	124	81	65.3%	900	7.26	7	5.6%	2	1.6%	98.9
9	Carr	NO	63	38	60.3%	405	6.43	5	7.9%	2	3.2%	92.4
10	Purdy	SF	106	74	69.8%	868	8.19	4	3.8%	5	4.7%	87.3
11	Prescott	DAL	75	41	54.7%	486	6.48	6	8.0%	3	4.0%	84.6
12	K. Murray	ARI	130	88	67.7%	925	7.12	1	0.8%	3	2.3%	81.1
13	G. Smith	SEA	155	106	68.4%	999	6.45	5	3.2%	6	3.9%	80.6
14	Young	CAR	114	66	57.9%	634	5.56	3	2.6%	3	2.6%	71.3
15	Rush	DAL	87	49	56.3%	398	4.57	2	2.3%	1	1.1%	71.0
16	Lock	NYG	58	33	56.9%	366	6.31	0	0.0%	1	1.7%	68.6
17	D. Jones	NYG-MIN	119	68	57.1%	606	5.09	2	1.7%	4	3.4%	62.5
18	Cousins	ATL	119	73	61.3%	737	6.19	2	1.7%	8	6.7%	56.6
19	*Rattler	NO	59	31	52.5%	244	4.14	1	1.7%	2	3.4%	54.6

2024 NATIONAL FOOTBALL LEAGUE

NFC THIRD-DOWN PASSING LEADERS

RANK	PLAYER	TEAM	ATT	COMP	COMP%	YDS	YPA	TD	TD%	INT	INT%	RATING
1	Goff	DET	111	74	66.7%	935	8.42	11	9.9%	0	0.0%	125.8
2	Carr	NO	79	51	64.6%	639	8.09	6	7.6%	1	1.3%	109.6
3	*Daniels	WAS	111	67	60.4%	830	7.48	8	7.2%	2	1.8%	100.1
4	Mayfield	TB	124	82	66.1%	1029	8.30	9	7.3%	5	4.0%	99.2
5	Purdy	SF	115	68	59.1%	801	6.97	8	7.0%	2	1.7%	96.3
6	Cousins	ATL	116	73	62.9%	858	7.40	5	4.3%	1	0.9%	96.1
7	Darnold	MIN	126	73	57.9%	900	7.14	9	7.1%	3	2.4%	94.0
8	Hurts	PHI	95	59	62.1%	782	8.23	5	5.3%	3	3.2%	92.5
9	Love	GB	96	49	51.0%	600	6.25	11	11.5%	4	4.2%	91.5
10	Rush	DAL	73	38	52.1%	502	6.88	5	6.8%	1	1.4%	91.2
11	K. Murray	ARI	97	58	59.8%	636	6.56	4	4.1%	2	2.1%	84.4
12	D. Jones	NYG-MIN	92	59	64.1%	586	6.37	3	3.3%	2	2.2%	83.9
13	Stafford	LAR	110	61	55.5%	638	5.80	4	3.6%	3	2.7%	73.2
14	*Ca. Williams	CHI	128	69	53.9%	705	5.51	5	3.9%	3	2.3%	73.2
15	G. Smith	SEA	127	79	62.2%	896	7.06	4	3.1%	7	5.5%	70.8
16	Young	CAR	94	52	55.3%	586	6.23	4	4.3%	4	4.3%	70.6

2024 NATIONAL FOOTBALL LEAGUE

NFC LEADING RUSHERS

RANK	PLAYER	TEAM	ATT	YDS	AVG	LONG	TD
1	Barkley	PHI	314	1838	5.9	72t	13
2	K. Williams	LAR	303	1243	4.1	30	13
3	Jacobs	GB	278	1216	4.4	38t	13
4	Robinson	ATL	259	1196	4.6	37t	10
5	Hubbard	CAR	250	1195	4.8	38t	10
6	Gibbs	DET	209	1156	5.5	70t	12
7	Conner	ARI	232	1090	4.7	53	8
8	A. Jones	MIN	233	1046	4.5	41	5
9	Kamara	NO	228	950	4.2	24	6
10	*Irving	TB	168	920	5.5	56	7
11	Dowdle	DAL	190	903	4.8	27	1
12	Swift	CHI	221	841	3.8	56t	5
13	Mason	SF	153	789	5.2	38	3
14	Montgomery	DET	185	775	4.2	21	12
15	*Daniels (QB)	WAS	128	737	5.8	46	6
16	Robinson	WAS	169	729	4.3	40t	8
17	*Tracy	NYG	158	721	4.6	45t	5
18	Hurts (QB)	PHI	150	630	4.2	35	14
19	White	TB	138	583	4.2	56	3
20t	Allgeier	ATL	125	573	4.6	25	3
20t	Walker	SEA	153	573	3.7	28	7
22	K. Murray (QB)	ARI	71	518	7.3	50t	5
23	Charbonnet	SEA	106	453	4.3	51t	8
24	*Ca. Williams (QB)	CHI	73	442	6.1	24	0
25	Em. Wilson	GB	83	400	4.8	19	2
26	Singletary	NYG	101	394	3.9	43	4
27	*Guerendo	SF	73	381	5.2	76	4
28	Akers	HOU-MIN	92	361	3.9	25	2
29	Ekeler	WAS	74	355	4.8	50	4
30	Purdy (QB)	SF	63	311	4.9	16	4
31	Mayfield (QB)	TB	50	308	6.2	21	3
32	*Benson	ARI	63	291	4.6	20	1
33	Hill (TE)	NO	39	278	7.1	75t	6
34	Gainwell	PHI	61	272	4.5	20	1
35	D. Jones (QB)	NYG-MIN	67	265	4.0	24	2
36	McNichols	WAS	54	256	4.7	28	4
37	Tucker	TB	40	253	6.3	36	2
38	G. Smith (QB)	SEA	48	239	5.0	34t	2
39	Elliott	DAL	71	224	3.2	11	3
40	Demercado	ARI	24	223	9.3	53t	1
41	Young (QB)	CAR	36	217	6.0	34	4
42	Darnold (QB)	MIN	61	205	3.4	19	1
43	McCaffrey	SF	50	202	4.0	19	0
44	*Corum	LAR	53	201	3.8	12	0
45	Chandler	MIN	51	175	3.4	25	0
46	Reed (WR)	GB	17	160	9.4	33t	1
47	Rodriguez	WAS	30	157	5.2	25	1
48	Miller	NO	36	145	4.0	17	1
49	R. Johnson	CHI	49	142	2.9	9	6
50	M. Sanders	CAR	38	139	3.7	26	1

2024 NATIONAL FOOTBALL LEAGUE

NFC THIRD-AND-ONE RUSHING LEADERS

RANK	PLAYER	TEAM	ATT	FD	PCT
1t	D. Jones (QB)	NYG-MIN	8	8	100.0%
1t	Darnold (QB)	MIN	7	7	100.0%
1t	Charbonnet	SEA	6	6	100.0%
1t	*Daniels (QB)	WAS	6	6	100.0%
1t	R. Johnson	CHI	4	4	100.0%
1t	Swift	CHI	4	4	100.0%
1t	Em. Wilson	GB	4	4	100.0%
8	K. Williams	LAR	12	11	91.7%
9	Robinson	ATL	8	7	87.5%
10	Purdy (QB)	SF	6	5	83.3%
11	Robinson	WAS	11	9	81.8%
12t	Hubbard	CAR	10	8	80.0%
12t	Elliott	DAL	5	4	80.0%
14	Conner	ARI	9	7	77.8%
15	Hurts (QB)	PHI	20	15	75.0%
16t	Jacobs	GB	9	6	66.7%
16t	White	TB	6	4	66.7%
18	Allgeier	ATL	10	6	60.0%
19	Kamara	NO	7	4	57.1%
20	Montgomery	DET	11	6	54.5%
21	A. Jones	MIN	8	4	50.0%

2024 NATIONAL FOOTBALL LEAGUE

NFC LEADERS IN RECEPTIONS

RANK	PLAYER	TEAM	REC	YDS	AVG	LONG	TD
1t	Lamb	DAL	101	1194	11.8	65t	6
1t	St. Brown	DET	101	1126	11.1	66t	11
3	*Nabers	NYG	97	969	10.0	39	4
4	Smith-Njigba	SEA	93	1089	11.7	46	6
5t	Jefferson	MIN	92	1387	15.1	97t	10
5t	McBride (TE)	ARI	92	958	10.4	37	0
7t	D. London	ATL	83	978	11.8	31	7
7t	D. Moore	CHI	83	826	10.0	44	5
9	Robinson	NYG	78	585	7.5	25	2
10	McLaurin	WAS	73	1029	14.1	86t	12
11	Nacua	LAR	69	861	12.5	51	3
12t	Kittle (TE)	SF	68	967	14.2	43	8
12t	Kamara (RB)	NO	68	543	8.0	57t	2
14	Kupp	LAR	66	681	10.3	69t	6
15	A. Brown	PHI	64	1043	16.3	67t	6
16	Jennings	SF	63	856	13.6	45	6
17t	Mooney	ATL	62	955	15.4	49	5
17t	D. Smith	PHI	62	713	11.5	46	6
17t	Allen	CHI	62	694	11.2	45t	7
20	Metcalfe	SEA	60	897	14.9	71t	4
21	Otton (TE)	TB	59	600	10.2	44	4
22t	Evans	TB	57	818	14.4	57t	9
22t	McCloud	ATL	57	607	10.6	60	1
24t	Addison	MIN	56	806	14.4	69	8
24t	Robinson (RB)	ATL	56	420	7.5	29	1
26	Ertz (TE)	WAS	55	538	9.8	25	4
27	Ferguson (TE)	DAL	54	464	8.6	27	0
28	Reed	GB	52	803	15.4	70t	6
29t	*Harrison	ARI	51	726	14.2	60t	7
29t	*Odunze	CHI	51	701	13.7	47	3
31t	Samuel	SF	50	665	13.3	76t	2
31t	Godwin	TB	50	576	11.5	55t	5
31t	White (RB)	TB	50	389	7.8	32	6
34t	Ja. Williams	DET	47	890	18.9	82t	6
34t	LaPorta (TE)	DET	47	599	12.7	52t	6
36	Walker (RB)	SEA	46	299	6.5	21	1
37t	Kmet (TE)	CHI	45	471	10.5	31t	4
37t	Conner (RB)	ARI	45	410	9.1	44	1
39t	Kraft (TE)	GB	44	618	14.0	67	7
39t	Lockett	SEA	44	552	12.5	37	2
41t	Mi. Wilson	ARI	43	526	12.2	41t	4
41t	Gibbs (RB)	DET	43	440	10.2	54	3
41t	Hubbard (RB)	CAR	43	171	4.0	20	1
44t	Tolbert	DAL	42	482	11.5	48	6
44t	A. Jones (RB)	MIN	42	348	8.3	25	2
46t	Pitts (TE)	ATL	41	543	13.2	52	3
46t	*Legette	CAR	41	439	10.7	35	4
46t	*Irving (RB)	TB	41	320	7.8	32	0
49t	Doubs	GB	39	543	13.9	39	4
49t	N. Fant (TE)	SEA	39	394	10.1	28	0
49t	Charbonnet (RB)	SEA	39	289	7.4	30t	1

2024 NATIONAL FOOTBALL LEAGUE

NFC RECEIVING YARDAGE LEADERS

RANK	PLAYER	TEAM	YDS	REC	AVG	LONG	TD
1	Jefferson	MIN	1387	92	15.1	97t	10
2	Lamb	DAL	1194	101	11.8	65t	6
3	St. Brown	DET	1126	101	11.1	66t	11
4	Smith-Njigba	SEA	1089	93	11.7	46	6
5	A. Brown	PHI	1043	64	16.3	67t	6
6	McLaurin	WAS	1029	73	14.1	86t	12
7	D. London	ATL	978	83	11.8	31	7
8	*Nabers	NYG	969	97	10.0	39	4
9	Kittle (TE)	SF	967	68	14.2	43	8
10	McBride (TE)	ARI	958	92	10.4	37	0
11	Mooney	ATL	955	62	15.4	49	5
12	Metcalf	SEA	897	60	14.9	71t	4
13	Ja. Williams	DET	890	47	18.9	82t	6
14	Nacua	LAR	861	69	12.5	51	3
15	Jennings	SF	856	63	13.6	45	6
16	D. Moore	CHI	826	83	10.0	44	5
17	Evans	TB	818	57	14.4	57t	9
18	Addison	MIN	806	56	14.4	69	8
19	Reed	GB	803	52	15.4	70t	6
20	*Harrison	ARI	726	51	14.2	60t	7
21	D. Smith	PHI	713	62	11.5	46	6
22	*Odunze	CHI	701	51	13.7	47	3
23	Allen	CHI	694	62	11.2	45t	7
24	Kupp	LAR	681	66	10.3	69t	6
25	Samuel	SF	665	50	13.3	76t	2
26	Watson	GB	620	29	21.4	60	2
27	Kraft (TE)	GB	618	44	14.0	67	7
28	McCloud	ATL	607	57	10.6	60	1
29	Otton (TE)	TB	600	59	10.2	44	4
30	LaPorta (TE)	DET	599	47	12.7	52t	6
31	Robinson	NYG	585	78	7.5	25	2
32	Godwin	TB	576	50	11.5	55t	5
33	Lockett	SEA	552	44	12.5	37	2
34t	Doubs	GB	543	39	13.9	39	4
34t	Kamara (RB)	NO	543	68	8.0	57t	2
34t	Pitts (TE)	ATL	543	41	13.2	52	3
37	Slayton	NYG	541	38	14.2	43	1
38	Ertz (TE)	WAS	538	55	9.8	25	4
39	Mi. Wilson	ARI	526	43	12.2	41t	4
40	Atwell	LAR	525	37	14.2	50	0
41	Tolbert	DAL	482	42	11.5	48	6
42	Kmet (TE)	CHI	471	45	10.5	31t	4
43	Ferguson (TE)	DAL	464	54	8.6	27	0
44	Thielen	CAR	461	38	12.1	36	3
45	N. Brown	WAS	453	35	12.9	52t	1
46	Goedert (TE)	PHI	441	38	11.6	61	2
47	Gibbs (RB)	DET	440	43	10.2	54	3
48	*Legette	CAR	439	41	10.7	35	4
49	Robinson	LAR	433	28	15.5	46	7
50	Robinson (RB)	ATL	420	56	7.5	29	1

2024 NATIONAL FOOTBALL LEAGUE

NFC THIRD-DOWN RECEIVING LEADERS

RANK	PLAYER	TEAM	REC	YDS	AVG	LONG	TD
1t	St. Brown	DET	28	395	14.1	66t	5
1t	Robinson	NYG	28	239	8.5	25	1
3	Jennings	SF	22	236	10.7	31t	3
4t	*Nabers	NYG	21	263	12.5	39	2
4t	Smith-Njigba	SEA	21	259	12.3	25	1
4t	Kittle (TE)	SF	21	246	11.7	41	5
7t	Jefferson	MIN	20	326	16.3	52t	5
7t	Lamb	DAL	20	261	13.1	52	1
9	McLaurin	WAS	19	339	17.8	66	5
10	D. London	ATL	18	210	11.7	20	3
11t	Mooney	ATL	17	275	16.2	49	2
11t	A. Brown	PHI	17	253	14.9	28	2
13t	McBride (TE)	ARI	16	200	12.5	29	0
13t	Godwin	TB	16	197	12.3	24	0
13t	Otton (TE)	TB	16	164	10.3	29	2
13t	Kupp	LAR	16	140	8.8	27	1
17	Allen	CHI	15	158	10.5	25	1
18t	Metcalf	SEA	14	220	15.7	31t	1
18t	McCloud	ATL	14	163	11.6	27	0
18t	D. Moore	CHI	14	160	11.4	31t	2
18t	Nacua	LAR	14	155	11.1	21	1
18t	Addison	MIN	14	145	10.4	25	1
18t	Pitts (TE)	ATL	14	133	9.5	23	0
24t	Doubs	GB	13	221	17.0	39	3
24t	Reed	GB	13	191	14.7	70t	4
24t	Slayton	NYG	13	160	12.3	36	0
24t	Hockenson (TE)	MIN	13	131	10.1	34	0
24t	White (RB)	TB	13	104	8.0	22	0
24t	Ferguson (TE)	DAL	13	94	7.2	24	0
24t	Charbonnet (RB)	SEA	13	90	6.9	16	0
24t	Kmet (TE)	CHI	13	86	6.6	25	1
32t	Ja. Williams	DET	12	215	17.9	52t	3
32t	Samuel	SF	12	187	15.6	47	1
32t	*Odunze	CHI	12	174	14.5	44	1
32t	Lockett	SEA	12	166	13.8	37	1
32t	Thielen	CAR	12	166	13.8	36	1
32t	D. Smith	PHI	12	139	11.6	27	2
32t	Ertz (TE)	WAS	12	116	9.7	21	1
39t	Evans	TB	11	176	16.0	35t	2
39t	M. Sanders (RB)	CAR	11	53	4.8	12	0
41t	Tolbert	DAL	10	192	19.2	48	1
41t	Goedert (TE)	PHI	10	185	18.5	61	0
41t	Dortch	ARI	10	122	12.2	39	0
41t	*Legette	CAR	10	111	11.1	31	1
41t	Robinson (RB)	ATL	10	107	10.7	26	0
41t	Parkinson (TE)	LAR	10	99	9.9	15	0
41t	Kamara (RB)	NO	10	71	7.1	20	0
41t	Wicks	GB	10	71	7.1	14t	3
49t	*Harrison	ARI	9	139	15.4	32	0
49t	*J. Sanders (TE)	CAR	9	94	10.4	29	1
49t	Zaccheaus	WAS	9	91	10.1	27	1
49t	LaPorta (TE)	DET	9	78	8.7	13	0
49t	Cooks	DAL	9	72	8.0	21t	2
49t	Gibbs (RB)	DET	9	68	7.6	33	0
49t	Demercado (RB)	ARI	9	50	5.6	24	0

2024 NATIONAL FOOTBALL LEAGUE

NFC LEADING SCORERS (NON-KICKING)

RANK	PLAYER	TEAM	POS	TOUCHDOWNS				X2	PTS
				TOTAL	RUSH	REC	RET		
1	Barkley	PHI	RB	15	13	2	0	3	96
2t	Gibbs	DET	RB	15	12	3	0	0	90
2t	K. Williams	LAR	RB	15	13	2	0	0	90
4t	Hurts	PHI	QB	14	14	0	0	0	84
4t	Jacobs	GB	RB	14	13	1	0	0	84
6t	McLaurin	WAS	WR	12	0	12	0	0	72
6t	Montgomery	DET	RB	12	12	0	0	0	72
8t	Hubbard	CAR	RB	11	10	1	0	1	68
8t	Robinson	ATL	RB	11	10	1	0	1	68
10	St. Brown	DET	WR	11	0	11	0	0	66
11	Jefferson	MIN	WR	10	0	10	0	0	60
12	Conner	ARI	RB	9	8	1	0	2	58
13t	Addison	MIN	WR	9	1	8	0	0	54
13t	Charbonnet	SEA	RB	9	8	1	0	0	54
13t	Evans	TB	WR	9	0	9	0	0	54
13t	White	TB	RB	9	3	6	0	0	54
17t	Kamara	NO	RB	8	6	2	0	0	48
17t	Kittle	SF	TE	8	0	8	0	0	48
17t	Robinson	WAS	RB	8	8	0	0	0	48
17t	Walker	SEA	RB	8	7	1	0	0	48
21	Kraft	GB	TE	7	0	7	0	1	44
22t	Allen	CHI	WR	7	0	7	0	0	42
22t	*Harrison	ARI	WR	7	0	7	0	0	42
22t	*Irving	TB	RB	7	7	0	0	0	42
22t	A. Jones	MIN	RB	7	5	2	0	0	42
22t	D. London	ATL	WR	7	0	7	0	0	42
22t	Reed	GB	WR	7	1	6	0	0	42
22t	Robinson	LAR	WR	7	0	7	0	0	42
29t	*Daniels	WAS	QB	6	6	0	0	1	38
29t	Lamb	DAL	WR	6	0	6	0	1	38
31t	A. Brown	PHI	WR	6	0	6	0	0	36
31t	Hill	NO	TE	6	6	0	0	0	36
31t	Jennings	SF	WR	6	0	6	0	0	36
31t	R. Johnson	CHI	RB	6	6	0	0	0	36
31t	Kupp	LAR	WR	6	0	6	0	0	36
31t	LaPorta	DET	TE	6	0	6	0	0	36
31t	D. Smith	PHI	WR	6	0	6	0	0	36
31t	Smith-Njigba	SEA	WR	6	0	6	0	0	36
31t	Tolbert	DAL	WR	6	0	6	0	0	36
31t	*Tracy	NYG	RB	6	5	1	0	0	36
31t	Ja. Williams	DET	WR	6	0	6	0	0	36
42t	D. Moore	CHI	WR	5	0	5	0	1	32
42t	K. Murray	ARI	QB	5	5	0	0	1	32
42t	Swift	CHI	RB	5	5	0	0	1	32
45t	Godwin	TB	WR	5	0	5	0	0	30
45t	*McMillan	TB	WR	5	0	5	0	0	30

2024 NATIONAL FOOTBALL LEAGUE

NFC LEADING SCORERS (NON-KICKING)

RANK	PLAYER	TEAM	POS	TOUCHDOWNS				X2	PTS
				TOTAL	RUSH	REC	RET		
45t	Mooney	ATL	WR	5	0	5	0	0	30
45t	Nailor	MIN	WR	5	0	5	0	0	30
45t	Wicks	GB	WR	5	0	5	0	0	30
50	Ertz	WAS	TE	4	0	4	0	2	28

2024 NATIONAL FOOTBALL LEAGUE

NFC LEADING SCORERS (KICKING)

RANK	PLAYER	TEAM	PAT	FG	FG%	LONG	PTS
1	Aubrey	DAL	28/28	36/42	85.7%	65	136
2	Bates	DET	58/59	23/26	88.5%	58	127
3	McLaughlin	TB	45/47	26/28	92.9%	56	123
4	Elliott	PHI	40/41	24/31	77.4%	50	112
5t	Myers	SEA	34/37	23/27	85.2%	59	103
5t	Seibert	WAS	22/24	27/30	90.0%	55	103
7	Koo	ATL	26/26	25/34	73.5%	58	101
8	*Karty	LAR	30/34	23/28	82.1%	55	99
9	Ryland	ARI	21/21	25/29	86.2%	58	96
10	Grupe	NO	29/31	22/26	84.6%	57	95
11	Moody	SF	25/25	23/30	76.7%	53	94
12	*Reichard	MIN	35/35	19/22	86.4%	58	92
13	Pineiro	CAR	26/28	21/24	87.5%	53	89
14	Santos	CHI	22/23	19/23	82.6%	54	79
15	McManus	GB	27/27	16/17	94.1%	55	75
16	Joseph	DET-NYG-WAS	8/8	15/19	78.9%	52	53
17	Prater	ARI	10/10	6/6	100.0%	57	28
18	Gano	NYG	8/8	6/8	75.0%	50	26
19	Gonzalez	WAS	14/14	3/5	60.0%	48	23
20	Patterson	NYJ-CLE-ATL	8/8	2/3	66.7%	52	14
21	*McAtamney	NYG	1/1	1/1	100.0%	31	4
22	Wishnowsky	SF	0/0	1/1	100.0%	26	3
23	Gillan	NYG	0/1	0/0	---	---	0

2024 NATIONAL FOOTBALL LEAGUE

NFC TOUCHBACKS ON KICKOFFS

RANK	PLAYER	TEAM	TB
1	Bates	DET	76
2	Evans	LAR	58
3	Mann	PHI	56
4	Reichard	MIN	55
5t	Pinion	ATL	45
5t	Ryland	ARI	45
7	Moody	SF	42
8	Myers	SEA	41
9t	Aubrey	DAL	38
9t	Gill	TB	38
11	Santos	CHI	36
12	Pineiro	CAR	27
13	Joseph	DET-NYG-WAS	23
14	McManus	GB	22
15t	Camarda	TB	18
15t	Grupe	NO	18
17	Prater	ARI	17
18	Gano	NYG	15
19	Seibert	WAS	14
20t	Browning	TB	5
20t	Karty	LAR	5
20t	Koo	ATL	5
20t	McLaughlin	TB	5
24	McAtamney	NYG	4
25	Gonzalez	WAS	3
26t	Gillan	NYG	2
26t	Patterson	NYJ-CLE-ATL	2
28	Elliott	PHI	1

2024 NATIONAL FOOTBALL LEAGUE

NFC MOST YARDS FROM SCRIMMAGE

RANK	PLAYER	TEAM	POS	TOTAL			RUSHING			RECEIVING		
				YDS	PLAYS	AVG	YDS	ATT	AVG	YDS	ATT	AVG
1	Barkley	PHI	RB	2114	345	6.1	1838	314	5.9	276	31	8.9
2	Robinson	ATL	RB	1616	315	5.1	1196	259	4.6	420	56	7.5
3	Gibbs	DET	RB	1596	252	6.3	1156	209	5.5	440	43	10.2
4	Jacobs	GB	RB	1556	313	5.0	1216	278	4.4	340	35	9.7
5	Conner	ARI	RB	1500	277	5.4	1090	232	4.7	410	45	9.1
6	Kamara	NO	RB	1493	296	5.0	950	228	4.2	543	68	8.0
7	K. Williams	LAR	RB	1409	334	4.2	1243	303	4.1	166	31	5.4
8	A. Jones	MIN	RB	1394	275	5.1	1046	233	4.5	348	42	8.3
9	Jefferson	MIN	WR	1390	93	14.9	3	1	3.0	1387	92	15.1
10	Hubbard	CAR	RB	1366	293	4.7	1195	250	4.8	171	43	4.0
11	Lamb	DAL	WR	1264	115	11.0	70	14	5.0	1194	101	11.8
12	*Irving	TB	RB	1240	209	5.9	920	168	5.5	320	41	7.8
13	Swift	CHI	RB	1199	259	4.6	841	221	3.8	358	38	9.4
14	Dowdle	DAL	RB	1136	226	5.0	903	190	4.8	233	36	6.5
15	St. Brown	DET	WR	1132	103	11.0	6	2	3.0	1126	101	11.1
16	Montgomery	DET	RB	1116	221	5.0	775	185	4.2	341	36	9.5
17	Smith-Njigba	SEA	WR	1111	97	11.5	22	4	5.5	1089	93	11.7
18	A. Brown	PHI	WR	1043	64	16.3	0	0	---	1043	64	16.3
19	McLaurin	WAS	WR	1031	75	13.7	2	2	1.0	1029	73	14.1
20	*Tracy	NYG	RB	984	192	5.1	721	158	4.6	263	34	7.7
21	D. London	ATL	WR	975	84	11.6	-3	1	-3.0	978	83	11.8
22	White	TB	RB	972	188	5.2	583	138	4.2	389	50	7.8
23	*Nabers	NYG	WR	971	102	9.5	2	5	0.4	969	97	10.0
24	Kittle	SF	TE	967	68	14.2	0	0	---	967	68	14.2
25	Reed	GB	WR	963	69	14.0	160	17	9.4	803	52	15.4
26	McBride	ARI	TE	960	93	10.3	2	1	2.0	958	92	10.4
27	Mooney	ATL	WR	955	62	15.4	0	0	---	955	62	15.4
28	Ja. Williams	DET	WR	953	56	17.0	63	9	7.0	890	47	18.9
29	Nacua	LAR	WR	907	80	11.3	46	11	4.2	861	69	12.5
30	Metcalf	SEA	WR	897	60	15.0	0	0	---	897	60	15.0
31	D. Moore	CHI	WR	888	94	9.4	62	11	5.6	826	83	10.0
32	Mason	SF	RB	880	164	5.4	789	153	5.2	91	11	8.3
33	Robinson	WAS	RB	873	186	4.7	729	169	4.3	144	17	8.5
34	Walker	SEA	RB	872	199	4.4	573	153	3.7	299	46	6.5
35	Jennings	SF	WR	856	63	13.6	0	0	---	856	63	13.6
36	Addison	MIN	WR	826	59	14.0	20	3	6.7	806	56	14.4
37	Evans	TB	WR	818	57	14.4	0	0	---	818	57	14.4
38	Samuel	SF	WR	785	89	8.8	120	39	3.1	665	50	13.3
39	Charbonnet	SEA	RB	742	145	5.1	453	106	4.3	289	39	7.4
40	*Daniels	WAS	QB	737	128	5.8	737	128	5.8	0	0	---
41	*Harrison	ARI	WR	726	51	14.2	0	0	---	726	51	14.2
42	*Odunze	CHI	WR	716	54	13.3	15	3	5.0	701	51	13.7
43	D. Smith	PHI	WR	714	63	11.3	1	1	1.0	713	62	11.5
44	Ekeler	WAS	RB	701	107	6.6	355	74	4.8	346	33	10.5
45	Allen	CHI	WR	694	62	11.2	0	0	---	694	62	11.2
46	Kupp	LAR	WR	691	68	10.2	10	2	5.0	681	66	10.3
47	McCloud	ATL	WR	672	66	10.2	65	9	7.2	607	57	10.6
48	Allgeier	ATL	RB	644	136	4.7	573	125	4.6	71	11	6.5
49	Watson	GB	WR	643	33	19.5	23	4	5.8	620	29	21.4
50	Hurts	PHI	QB	630	150	4.2	630	150	4.2	0	0	---

2024 NATIONAL FOOTBALL LEAGUE

NFC LEADERS IN FIRST DOWNS

RANK	PLAYER	TEAM	POS	TOTAL	RUSH	REC
1	K. Williams	LAR	RB	90	84	6
2	Barkley	PHI	RB	85	73	12
3	Conner	ARI	RB	82	65	17
4	Robinson	ATL	RB	81	61	20
5	Jacobs	GB	RB	80	65	15
6	Gibbs	DET	RB	79	57	22
7	Hubbard	CAR	RB	72	62	10
8	Kamara	NO	RB	70	52	18
9	Montgomery	DET	RB	66	50	16
10	St. Brown	DET	WR	63	1	62
11	Hurts	PHI	QB	62	62	0
12	A. Jones	MIN	RB	61	46	15
13	Jefferson	MIN	WR	59	0	59
14	Lamb	DAL	WR	58	4	54
15	*Irving	TB	RB	56	43	13
16t	Dowdle	DAL	RB	55	43	12
16t	D. London	ATL	WR	55	0	55
18	Smith-Njigba	SEA	WR	54	1	53
19t	McBride	ARI	TE	52	1	51
19t	McLaurin	WAS	WR	52	0	52
21t	A. Brown	PHI	WR	50	0	50
21t	*Nabers	NYG	WR	50	1	49
21t	White	TB	RB	50	32	18
24	*Tracy	NYG	RB	49	36	13
25t	Robinson	WAS	RB	47	43	4
25t	Swift	CHI	RB	47	37	10
25t	Walker	SEA	RB	47	28	19
28t	*Daniels	WAS	QB	46	46	0
28t	Mooney	ATL	WR	46	0	46
30t	Kittle	SF	TE	44	0	44
30t	Nacua	LAR	WR	44	2	42
32t	Evans	TB	WR	43	0	43
32t	Jennings	SF	WR	43	0	43
32t	Mason	SF	RB	43	37	6
35t	Allgeier	ATL	RB	40	38	2
35t	Ja. Williams	DET	WR	40	4	36
37	Allen	CHI	WR	39	0	39
38t	D. Moore	CHI	WR	38	3	35
38t	D. Smith	PHI	WR	38	0	38
40t	Addison	MIN	WR	36	1	35
40t	*Harrison	ARI	WR	36	0	36
40t	*Odunze	CHI	WR	36	1	35
43t	Charbonnet	SEA	RB	34	27	7
43t	Reed	GB	WR	34	7	27
45t	Godwin	TB	WR	33	1	32
45t	Lockett	SEA	WR	33	0	33
47	LaPorta	DET	TE	32	0	32
48t	Ekeler	WAS	RB	31	18	13
48t	Ertz	WAS	TE	31	0	31
48t	Metcalf	SEA	WR	31	0	31
48t	Otton	TB	TE	31	0	31
48t	Purdy	SF	QB	31	31	0
48t	Robinson	NYG	WR	31	1	30
48t	Samuel	SF	WR	31	4	27

2024 NATIONAL FOOTBALL LEAGUE

NFC PUNTING YARDS LEADERS

RANK	PLAYER	TEAM	POS	PUNTS	YARDS	LONG	AVG	TB	BLK	DWN	OB	RETURNS		IN20	NET AVG
												TOT	YDS		
1	Fox	DET	P	43	2193	68	51.0	4	0	5	1	19	123	21	46.3
2	Gillikin	ARI	P	38	1887	63	49.7	1	0	6	2	16	183	19	44.3
3	Dickson	SEA	P	66	3240	68	49.1	8	0	5	7	27	233	27	43.1
4	Mann	PHI	P	48	2345	70	48.9	5	1	8	5	22	154	17	42.7
5	Anger	DAL	P	54	2609	62	48.3	3	0	5	1	28	303	21	41.6
6	*T. Taylor	CHI	P	69	3330	68	48.3	3	0	7	5	38	406	27	41.5
7	Pinion	ATL	P	44	2068	65	47.0	4	0	4	2	20	264	14	39.2
8	R. Wright	MIN	P	51	2378	66	46.6	5	1	5	7	25	168	26	40.6
9	Whelan	GB	P	49	2280	74	46.5	4	0	7	5	18	135	21	42.1
10	Way	WAS	P	42	1952	74	46.5	2	0	6	4	21	124	17	42.6
11	Hekker	CAR	P	65	2957	65	45.5	3	0	17	3	23	168	19	42.0
12	Evans	LAR	P	47	2128	68	45.3	2	0	8	9	19	166	25	40.9
13	*Hayball	NO	P	65	2842	59	43.7	3	0	7	6	24	181	36	40.0
14	Gillan	NYG	P	50	2182	67	43.6	2	0	5	7	16	128	26	40.3

2024 NATIONAL FOOTBALL LEAGUE

NFC NET PUNTING YARDS LEADERS

RANK	PLAYER	TEAM	POS	PUNTS	YARDS	LONG	AVG	TB	BLK	DWN	OB	RETURNS		IN20	NET AVG
												TOT	YDS		
1	Fox	DET	P	43	2193	68	51.0	4	0	5	1	19	123	21	46.3
2	Gillikin	ARI	P	38	1887	63	49.7	1	0	6	2	16	183	19	44.3
3	Dickson	SEA	P	66	3240	68	49.1	8	0	5	7	27	233	27	43.1
4	Mann	PHI	P	48	2345	70	48.9	5	1	8	5	22	154	17	42.7
5	Way	WAS	P	42	1952	74	46.5	2	0	6	4	21	124	17	42.6
6	Whelan	GB	P	49	2280	74	46.5	4	0	7	5	18	135	21	42.1
7	Hekker	CAR	P	65	2957	65	45.5	3	0	17	3	23	168	19	42.0
8	Anger	DAL	P	54	2609	62	48.3	3	0	5	1	28	303	21	41.6
9	*T. Taylor	CHI	P	69	3330	68	48.3	3	0	7	5	38	406	27	41.5
10	Evans	LAR	P	47	2128	68	45.3	2	0	8	9	19	166	25	40.9
11	R. Wright	MIN	P	51	2378	66	46.6	5	1	5	7	25	168	26	40.6
12	Gillan	NYG	P	50	2182	67	43.6	2	0	5	7	16	128	26	40.3
13	*Hayball	NO	P	65	2842	59	43.7	3	0	7	6	24	181	36	40.0
14	Pinion	ATL	P	44	2068	65	47.0	4	0	4	2	20	264	14	39.2

2024 NATIONAL FOOTBALL LEAGUE

2024 NATIONAL FOOTBALL LEAGUE

NFC PUNT RETURN LEADERS

RANK	PLAYER	TEAM	POS	RET	FC	YDS	AVG	LONG	TD
1	Raymond	DET	WR	27	9	390	14.4	90t	1
2	*DeJean	PHI	CB	19	19	196	10.3	31	0
3	Darden	CLE-SEA	WR	29	7	292	10.1	28	0
4	*Cowing	SF	WR	27	8	230	8.5	30	0
5	Powell	MIN	WR	20	14	152	7.6	15	0
6	Smith-Marsette	NYG	WR	27	16	203	7.5	22	0

2024 NATIONAL FOOTBALL LEAGUE

NFC KICKOFF RETURN LEADERS

RANK	PLAYER	TEAM	POS	RET	YDS	AVG	LONG	TD
1	Turpin	DAL	WR	24	826	34.4	99t	1
2	Ekeler	WAS	RB	19	594	31.3	62	0
3	Gray	NYG	RB	21	554	26.4	37	0
4	Blackshear	CAR	RB	31	791	25.5	43	0

2024 NATIONAL FOOTBALL LEAGUE

2024 NATIONAL FOOTBALL LEAGUE

NFC INTERCEPTION LEADERS

RANK	PLAYER	TEAM	POS	INT	YARDS	AVG	LONG	TD
1t	K. Joseph	DET	SAF	7	60	8.6	33	1
1t	McKinney	GB	SAF	7	111	15.9	48	0
3	B. Murphy	MIN	CB	6	2	0.3	2	0
4t	Bates	ATL	SS	4	55	13.8	55t	1
4t	Blankenship	PHI	SAF	4	29	7.3	28	0
4t	Branch	DET	SAF	4	48	12.0	47	0
4t	Gardner-Johnson	PHI	SAF	4	22	5.5	15	0
4t	*McCullough	LAR	DB	4	6	1.5	4t	1
9t	Adebo	NO	CB	3	68	22.7	47	0
9t	Bryant	SEA	CB	3	87	29.0	69t	1
9t	Bynum	MIN	SS	3	3	1.0	3	0
9t	*Kinchens	LAR	SAF	3	112	37.3	103t	1
9t	Mathieu	NO	FS	3	29	9.7	23	0
9t	Woods	CAR	FS	3	70	23.3	33	0
15t	Alexander	GB	CB	2	52	26.0	35t	1
15t	Davis	DET	CB	2	0	0.0	0	0
15t	Diggs	DAL	CB	2	1	0.5	1	0
15t	Griffin	MIN	CB	2	28	14.0	28	0
15t	Grugier-Hill	MIN	OLB	2	5	2.5	5	0
15t	Hooker	DAL	FS	2	20	10.0	21	0
15t	J. Johnson	CHI	CB	2	11	5.5	9	0
15t	Kendricks	DAL	MLB	2	15	7.5	8	0
15t	Lenoir	SF	CB	2	33	16.5	33	0
15t	Love	SEA	FS	2	26	13.0	26	0
15t	McCollum	TB	CB	2	4	2.0	4	0
15t	Metellus	MIN	SAF	2	16	8.0	12	0
15t	Mukuamu	DAL	SAF	2	20	10.0	15	0
15t	Murphy-Bunting	ARI	CB	2	2	1.0	2	0
15t	*Sainristil	WAS	CB	2	38	19.0	38	0
15t	Simmons	ATL	FS	2	0	0.0	0	0
15t	Smith	MIN	FS	2	0	0.0	0	0
15t	*Smith	TB	SAF	2	0	0.0	0	0
15t	Stevenson	CHI	CB	2	43	21.5	43t	1
15t	Terrell	ATL	CB	2	1	0.5	1	0
15t	Van Ginkel	MIN	OLB	2	73	36.5	63t	2
15t	Warner	SF	MLB	2	70	35.0	45t	1
15t	G. Williams	ARI	CB	2	0	0.0	0	0
15t	Woolen	SEA	CB	2	4	2.0	4	0
39t	Abram	NO	DB	1	30	30.0	30	0
39t	Andersen	ATL	LB	1	47	47.0	47t	1
39t	Anderson	GB	SAF	1	18	18.0	18	0
39t	Baun	PHI	LB	1	0	0.0	0	0
39t	Blackwell	CHI	CB	1	10	10.0	10	0
39t	Bosa	SF	DE	1	30	30.0	30	0
39t	Brisker	CHI	SAF	1	0	0.0	0	0
39t	J. Brown	SF	SAF	1	0	0.0	0	0
39t	Byard	CHI	FS	1	0	0.0	0	0
39t	Chinn	WAS	SAF	1	0	0.0	0	0
39t	*Cooper	GB	LB	1	22	22.0	22	0
39t	David	TB	OLB	1	7	7.0	7	0
39t	Davis	NO	OLB	1	0	0.0	0	0
39t	Ka. Davis	SF	DT	1	2	2.0	2	0
39t	Dean	TB	DB	1	0	0.0	0	0
39t	Dean	PHI	LB	1	0	0.0	0	0
39t	Durant	LAR	CB	1	0	0.0	0	0

2024 NATIONAL FOOTBALL LEAGUE

NFC INTERCEPTION LEADERS

RANK	PLAYER	TEAM	POS	INT	YARDS	AVG	LONG	TD
39t	Edmunds	CHI	MLB	1	0	0.0	0	0
39t	Edwards	CHI	LB	1	0	0.0	0	0
39t	Flannigan-Fowles	SF	LB	1	0	0.0	0	0
39t	Flott	NYG	CB	1	26	26.0	26	0
39t	Forbes	WAS-LAR	CB	1	19	19.0	19	0
39t	Fowler	WAS	LB	1	67	67.0	67t	1
39t	Gardeck	ARI	LB	1	10	10.0	10	0
39t	Gilmore	MIN	CB	1	0	0.0	0	0
39t	Golston	DAL	DE	1	18	18.0	18	0
39t	*Green	SF	CB	1	20	20.0	20	0
39t	Hankins	SEA	DT	1	0	0.0	0	0
39t	Harris	NO	DB	1	7	7.0	7	0
39t	Hawkins	NYG	CB	1	0	0.0	0	0
39t	Horn	CAR	CB	1	0	0.0	0	0
39t	Howden	NO	SAF	1	-5	-5.0	-5	0
39t	Izien	TB	SAF	1	17	17.0	17	0
39t	M. Jackson	CAR	CB	1	1	1.0	1	0
39t	Th. Jackson	MIN	DB	1	3	3.0	3	0
39t	Jean-Charles	NO	CB	1	0	0.0	0	0
39t	Jewell	CAR	ILB	1	0	0.0	0	0
39t	Jobe	SEA	CB	1	33	33.0	33	0
39t	J. Johnson	LAR	SS	1	0	0.0	0	0
39t	E. Jones	TEN-SEA	LB	1	12	12.0	12	0
39t	Jordan	NO	DE	1	0	0.0	0	0
39t	Judon	ATL	OLB	1	27	27.0	27t	1
39t	Lewis	DAL	CB	1	0	0.0	0	0
39t	Luvu	WAS	LB	1	0	0.0	0	0
39t	*Muasau	NYG	LB	1	1	1.0	1	0
39t	*Mustapha	SF	SAF	1	1	1.0	1	0
39t	Nixon	GB	DB	1	16	16.0	16	0
39t	Nowaske	DET	LB	1	8	8.0	8	0
39t	Oruwariye	DAL	CB	1	0	0.0	0	0
39t	Overshown	DAL	LB	1	23	23.0	23t	1
39t	Owens	CHI	DB	1	0	0.0	0	0
39t	Phillips	ATL	CB	1	45	45.0	45	0
39t	*Richardson	CAR	SAF	1	3	3.0	3	0
39t	Rozeboom	LAR	LB	1	16	16.0	16	0
39t	Saunders	NO	DT	1	37	37.0	37	0
39t	Smith	CHI	CB	1	23	23.0	23	0
39t	*Smith-Wade	CAR	CB	1	3	3.0	3	0
39t	*Turner	MIN	LB	1	4	4.0	4	0
39t	Valentine	GB	DB	1	20	20.0	20	0
39t	White	ARI	OLB	1	0	0.0	0	0
39t	D. Williams	LAR	DB	1	0	0.0	0	0
39t	*Williams	GB	SAF	1	1	1.0	1	0
39t	L. Williams	SEA	DE	1	92	92.0	92t	1
39t	Wilson	DAL	DB	1	0	0.0	0	0
39t	Er. Wilson	GB	LB	1	0	0.0	0	0
39t	Ma. Wilson	ARI	LB	1	0	0.0	0	0
39t	Yiadom	SF	CB	1	11	11.0	11	0

2024 NATIONAL FOOTBALL LEAGUE

NFC SACK LEADERS

RANK	PLAYER	TEAM	POS	SACKS
1t	Greenard	MIN	LB	11.0
1t	Van Ginkel	MIN	OLB	11.0
3t	Fowler	WAS	LB	9.5
3t	Parsons	DAL	LB	9.5
5	Lawrence	NYG	DT	9.0
6	Floyd	SF	DE	8.5
7t	Burns	NYG	LB	8.0
7t	Luvu	WAS	LB	8.0
7t	Z. Smith	CLE-DET	DE	8.0
7t	Sweat	PHI	LB	8.0
11t	Bresee	NO	DT	7.5
11t	Hutchinson	DET	DE	7.5
13t	Bosa	SF	DE	7.0
13t	D. Hall	SEA	LB	7.0
13t	P. Jones	MIN	LB	7.0
13t	Turner	LAR	DT	7.0
13t	L. Williams	SEA	DE	7.0
18t	Gary	GB	DE	6.5
18t	Kancey	TB	DT	6.5
18t	N. Smith	PHI	LB	6.5
21t	*Fiske	LAR	DT	6.0
21t	Mafe	SEA	LB	6.0
21t	Ojulari	NYG	LB	6.0
21t	Vea	TB	DT	6.0
21t	Young	LAR	LB	6.0
26t	David	TB	OLB	5.5
26t	Granderson	NO	DE	5.5
26t	A. Robinson	CAR	DT	5.5
26t	C. Young	NO	DE	5.5
30t	Collins	SF	DT	5.0
30t	Dexter	CHI	DT	5.0
30t	Ebiketie	ATL	LB	5.0
30t	Elliss	ATL	LB	5.0
30t	Lawson	DAL	DE-LB	5.0
30t	Overshown	DAL	LB	5.0
30t	Williams	PHI	DT	5.0
30t	Wyatt	GB	DT	5.0
38t	Carter	PHI	DT	4.5
38t	Enagbare	GB	DE	4.5
38t	L. Hall	TB	DE	4.5
38t	Judon	ATL	OLB	4.5
38t	Stills	ARI	DT	4.5
38t	Sweat	CHI	DE	4.5
38t	*Verse	LAR	LB	4.5
45t	Armstrong	WAS	DE	4.0
45t	Collins	ARI	LB	4.0
45t	Cox	GB	DE	4.0
45t	Golston	DAL	DE	4.0
45t	Gross-Matos	SF	DE	4.0
45t	D. Jones	SEA	DE	4.0
45t	Odighizuwa	DAL	DT	4.0
45t	Payne	WAS	NT	4.0
45t	Taylor	NO	CB	4.0
45t	Wonnum	CAR	LB	4.0

2024 NATIONAL FOOTBALL LEAGUE

NFC LEADERS IN FUMBLE RECOVERIES

RANK	PLAYER	TEAM	POS	TOTAL	OWN TEAM	OPP TEAM
1	Mayfield	TB	QB	8	8	0
2t	Rush	DAL	QB	5	5	0
2t	G. Smith	SEA	QB	5	5	0
4t	Carr	NO	QB	3	3	0
4t	*Irving	TB	RB	3	3	0
4t	Mason	SF	RB	3	3	0
4t	K. Murray	ARI	QB	3	3	0
4t	Robinson	ATL	RB	3	3	0
4t	Stafford	LAR	QB	3	3	0
4t	Walker	SEA	RB	3	3	0
11t	Allegretti	WAS	OG	2	2	0
11t	Barkley	PHI	RB	2	2	0
11t	K. Brooks	GB	DT	2	0	2
11t	Byard	CHI	FS	2	0	2
11t	Chinn	WAS	SAF	2	0	2
11t	Clark	GB	NT	2	0	2
11t	Collins	SF	DT	2	0	2
11t	Cousins	ATL	QB	2	2	0
11t	Dalton	CAR	QB	2	2	0
11t	Darnold	MIN	QB	2	2	0
11t	Davidson	NYG	DT	2	0	2
11t	Davis	DET	CB	2	0	2
11t	Dean	PHI	LB	2	0	2
11t	*DeJean	PHI	CB	2	0	2
11t	Dexter	CHI	DT	2	0	2
11t	*Fiske	LAR	DT	2	0	2
11t	Gay	NO	LB	2	0	2
11t	Goff	DET	QB	2	2	0
11t	Gordon	CHI	CB	2	0	2
11t	Hicks	CHI	SAF	2	0	2
11t	Hurts	PHI	QB	2	2	0
11t	Jenkins	CHI	OT	2	2	0
11t	Jewell	CAR	ILB	2	0	2
11t	Love	GB	QB	2	2	0
11t	Luvu	WAS	LB	2	0	2
11t	McBride	ARI	TE	2	2	0
11t	McNichols	WAS	RB	2	2	0
11t	Melton	GB	WR	2	1	1
11t	Montgomery	DET	RB	2	2	0
11t	Okereke	NYG	ILB	2	0	2
11t	Otton	TB	TE	2	2	0
11t	Prescott	DAL	QB	2	2	0
11t	N. Smith	PHI	LB	2	0	2
11t	Tolbert	DAL	WR	2	2	0
11t	Tuttle	CAR	DT	2	0	2
11t	*Verse	LAR	LB	2	0	2
11t	Wagner	WAS	MLB	2	0	2
11t	Walker	WAS	LB	2	1	1
11t	Wyatt	GB	DT	2	0	2
11t	Yiadom	SF	CB	2	1	1
11t	Zaccheaus	WAS	WR	2	2	0
11t	Zeitler	DET	OG	2	2	0

2024 NATIONAL FOOTBALL LEAGUE

NFC LEADERS IN RECOVERIES OF FUMBLES BY OWN TEAM

RANK	PLAYER	TEAM	POS	REC	YARDS	AVG	LONG	TD
1	Mayfield	TB	QB	8	0	0.0	0t	0
2t	Rush	DAL	QB	5	0	0.0	0t	0
2t	G. Smith	SEA	QB	5	0	0.0	0t	0
4t	Carr	NO	QB	3	0	0.0	0t	0
4t	*Irving	TB	RB	3	0	0.0	0t	0
4t	Mason	SF	RB	3	-2	-0.7	0t	0
4t	K. Murray	ARI	QB	3	0	0.0	0t	0
4t	Robinson	ATL	RB	3	0	0.0	0t	0
4t	Stafford	LAR	QB	3	0	0.0	0t	0
4t	Walker	SEA	RB	3	-3	-1.0	0t	0
11t	Allegretti	WAS	OG	2	0	0.0	0t	0
11t	Barkley	PHI	RB	2	0	0.0	0t	0
11t	Cousins	ATL	QB	2	0	0.0	0t	0
11t	Dalton	CAR	QB	2	0	0.0	0t	0
11t	Darnold	MIN	QB	2	0	0.0	0t	0
11t	Goff	DET	QB	2	0	0.0	0t	0
11t	Hurts	PHI	QB	2	0	0.0	0t	0
11t	Jenkins	CHI	OT	2	0	0.0	0t	0
11t	Love	GB	QB	2	0	0.0	0t	0
11t	McBride	ARI	TE	2	0	0.0	0t	1
11t	McNichols	WAS	RB	2	0	0.0	0t	0
11t	Montgomery	DET	RB	2	0	0.0	0t	0
11t	Otton	TB	TE	2	0	0.0	0t	0
11t	Prescott	DAL	QB	2	0	0.0	0t	0
11t	Tolbert	DAL	WR	2	0	0.0	0t	0
11t	Zaccheaus	WAS	WR	2	0	0.0	0t	0
11t	Zeitler	DET	OG	2	0	0.0	0t	0

2024 NATIONAL FOOTBALL LEAGUE

NFC LEADERS IN RECOVERIES OF FUMBLES BY OPPOSING TEAM

RANK	PLAYER	TEAM	POS	REC	YARDS	AVG	LONG	TD
1t	K. Brooks	GB	DT	2	0	0.0	0t	0
1t	Byard	CHI	FS	2	0	0.0	0t	0
1t	Chinn	WAS	SAF	2	0	0.0	0t	0
1t	Clark	GB	NT	2	0	0.0	0t	0
1t	Collins	SF	DT	2	0	0.0	0t	0
1t	Davidson	NYG	DT	2	0	0.0	0t	0
1t	Davis	DET	CB	2	49	24.5	49	0
1t	Dean	PHI	LB	2	0	0.0	0t	0
1t	*DeJean	PHI	CB	2	0	0.0	0t	0
1t	Dexter	CHI	DT	2	0	0.0	0t	0
1t	*Fiske	LAR	DT	2	8	4.0	8	0
1t	Gay	NO	LB	2	4	2.0	4	0
1t	Gordon	CHI	CB	2	0	0.0	0t	0
1t	Hicks	CHI	SAF	2	28	14.0	19	0
1t	Jewell	CAR	ILB	2	0	0.0	0t	0
1t	Luvu	WAS	LB	2	5	2.5	5	0
1t	Okereke	NYG	ILB	2	1	0.5	1	0
1t	N. Smith	PHI	LB	2	0	0.0	0t	0
1t	Tuttle	CAR	DT	2	0	0.0	0t	0
1t	*Verse	LAR	LB	2	0	0.0	0t	0
1t	Wagner	WAS	MLB	2	0	0.0	0t	0
1t	Wyatt	GB	DT	2	0	0.0	0t	0

2024 NATIONAL FOOTBALL LEAGUE

NFL LEADING PASSERS

RANK	PLAYER	TEAM	ATT	COMP	COMP%	YDS	YPA	TD	TD%	LONG	INT	INT%	RATING
1	L. Jackson	BAL	427	290	67.9%	3787	8.87	37	8.7%	84t	4	0.9%	120.6
2	Goff	DET	472	337	71.4%	4095	8.68	33	7.0%	82t	10	2.1%	112.2
3	Burrow	CIN	557	384	68.9%	4229	7.59	39	7.0%	70t	8	1.4%	108.5
4	Darnold	MIN	461	310	67.2%	3776	8.19	32	6.9%	97t	11	2.4%	105.4
5	Hurts	PHI	361	248	68.7%	2903	8.04	18	5.0%	67t	5	1.4%	103.7
6	Mayfield	TB	506	359	70.9%	3920	7.75	34	6.7%	57t	15	3.0%	103.5
7	Tagovailoa	MIA	399	291	72.9%	2867	7.19	19	4.8%	80t	7	1.8%	101.4
8	*Daniels	WAS	432	301	69.7%	3303	7.65	22	5.1%	86t	8	1.9%	101.3
9	Allen	BUF	456	291	63.8%	3549	7.78	26	5.7%	64	6	1.3%	101.2
10	Carr	NO	279	189	67.7%	2145	7.69	15	5.4%	71t	5	1.8%	101.0
11	Herbert	LAC	430	278	64.7%	3243	7.54	18	4.2%	66t	3	0.7%	98.4
12	Love	GB	383	242	63.2%	3135	8.19	24	6.3%	70t	11	2.9%	97.8
13	Stafford	LAR	485	323	66.6%	3573	7.37	20	4.1%	69t	8	1.6%	95.2
14	Purdy	SF	420	273	65.0%	3487	8.30	17	4.0%	76t	10	2.4%	94.4
15	K. Murray	ARI	458	314	68.6%	3288	7.18	16	3.5%	60t	9	2.0%	92.6
16	Mahomes	KC	543	363	66.9%	3608	6.64	23	4.2%	54t	11	2.0%	91.2
17	Rodgers	NYJ	530	333	62.8%	3511	6.62	24	4.5%	71t	8	1.5%	90.8
18	G. Smith	SEA	528	370	70.1%	3937	7.46	17	3.2%	71t	15	2.8%	90.4
19	*Ca. Williams	CHI	505	314	62.2%	3271	6.48	19	3.8%	47	5	1.0%	89.3
20	Cousins	ATL	453	303	66.9%	3508	7.74	18	4.0%	60	16	3.5%	88.6
21	*Maye	NE	315	213	67.6%	2159	6.85	14	4.4%	40t	10	3.2%	88.6
22	Stroud	HOU	495	313	63.2%	3492	7.05	19	3.8%	67t	11	2.2%	87.7
23	*Nix	DEN	507	326	64.3%	3235	6.38	22	4.3%	93t	11	2.2%	87.7
24	Rush	DAL	280	172	61.4%	1697	6.06	11	3.9%	64t	3	1.1%	87.2
25	Prescott	DAL	286	185	64.7%	1978	6.92	11	3.8%	65t	8	2.8%	86.0
26	Lawrence	JAX	284	172	60.6%	2045	7.20	11	3.9%	85t	7	2.5%	85.2
27	Minschew	LV	306	203	66.3%	2013	6.58	9	2.9%	57t	10	3.3%	81.0
28	Winston	CLE	296	181	61.1%	2121	7.17	13	4.4%	89t	12	4.1%	80.6
29	Levis	TEN	284	181	63.7%	1916	6.75	12	4.2%	98t	12	4.2%	79.8
30	D. Jones	NYG-MIN	341	216	63.3%	2070	6.07	8	2.3%	43	7	2.1%	79.4
31	Young	CAR	322	194	60.2%	1949	6.05	10	3.1%	83t	9	2.8%	76.2

2024 NATIONAL FOOTBALL LEAGUE

NFL LEADING PASSERS, RANKS

PLAYER	TEAM	ATT	COMP	COMP%	YDS	YPA	TD	TD%	INT	INT%	RATING
L. Jackson	BAL	17	17	9	5	1	2	1	3	2	1
Goff	DET	10	5	2	2	2	4	3	18t	16	2
Burrow	CIN	1	1	6	1	12	1	2	11t	7	3
Darnold	MIN	11	12	12	6	4	5	4	22t	20	4
Hurts	PHI	21	20	7	20	6	16t	10	4t	6	5
Mayfield	TB	6	4	3	4	8	3	5	29t	26	6
Tagovailoa	MIA	19	15t	1	21	17	13t	11	8t	10	7
*Daniels	WAS	15	14	5	14	11	10t	9	11t	12	8
Allen	BUF	13	15t	21	9	7	6	7	7	5	9
Carr	NO	31	26	10	23	10	22t	8	4t	11	10
Herbert	LAC	16	18	19	17	13	16t	18	1t	1	11
Love	GB	20	21	25	19	5	7t	6	22t	25	12
Stafford	LAR	9	8	15	8	15	12	19	11t	9	13
Purdy	SF	18	19	17	13	3	19t	20	18t	19	14
K. Murray	ARI	12	9t	8	15	18	21	27	16t	13	15
Mahomes	KC	2	3	14	7	24	9	16	22t	14	16
Rodgers	NYJ	3	6	26	10	25	7t	12	11t	8	17
G. Smith	SEA	4	2	4	3	14	19t	28	29t	24	18
*Ca. Williams	CHI	7	9t	27	16	27	13t	26	4t	3	19
Cousins	ATL	14	13	13	11	9	16t	21	31	29	20
*Maye	NE	24	23	11	22	22	24	13	18t	27	21
Stroud	HOU	8	11	24	12	20	13t	25	22t	18	22
*Nix	DEN	5	7	20	18	28	10t	15	22t	17	23
Rush	DAL	30	31t	28	33	30	27t	22	1t	4	24
Prescott	DAL	27	27	18	29	21	27t	24	11t	23	25
Lawrence	JAX	28t	31t	30	27	16	27t	23	8t	21	26
Minshew	LV	25	24	16	28	26	31t	30	18t	28	27
Winston	CLE	26	28t	29	25	19	25	14	27t	30	28
Levis	TEN	28t	28t	22	31	23	26	17	27t	31	29
D. Jones	NYG-MIN	22	22	23	26	29	33t	31	8t	15	30
Young	CAR	23	25	31	30	31	30	29	16t	22	31

2024 NATIONAL FOOTBALL LEAGUE

NFL FOURTH-QUARTER PASSING LEADERS

RANK	PLAYER	TEAM	ATT	COMP	COMP%	YDS	YPA	TD	TD%	INT	INT%	RATING
1	L. Jackson	BAL	115	73	63.5%	994	8.64	11	9.6%	2	1.7%	115.6
2	*Daniels	WAS	130	94	72.3%	1081	8.32	11	8.5%	3	2.3%	115.6
3	Flacco	IND	48	31	64.6%	447	9.31	5	10.4%	2	4.2%	112.1
4	Mayfield	TB	133	94	70.7%	989	7.44	10	7.5%	2	1.5%	110.8
5	Stafford	LAR	134	92	68.7%	1032	7.70	8	6.0%	1	0.7%	108.2
6	Fields	PIT	40	23	57.5%	302	7.55	3	7.5%	0	0.0%	106.5
7	Love	GB	91	56	61.5%	847	9.31	5	5.5%	1	1.1%	105.9
8	Hurts	PHI	74	54	73.0%	674	9.11	3	4.1%	2	2.7%	103.1
9	Burrow	CIN	140	89	63.6%	1193	8.52	11	7.9%	5	3.6%	101.9
10	Darnold	MIN	98	59	60.2%	819	8.36	6	6.1%	2	2.0%	99.0
11	*Ca. Williams	CHI	157	102	65.0%	988	6.29	9	5.7%	1	0.6%	98.9
12	Goff	DET	124	81	65.3%	900	7.26	7	5.6%	2	1.6%	98.9
13	Allen	BUF	94	55	58.5%	679	7.22	5	5.3%	0	0.0%	98.7
14	Ru. Wilson	PIT	54	34	63.0%	447	8.28	4	7.4%	2	3.7%	98.3
15	Mahomes	KC	110	74	67.3%	745	6.77	5	4.5%	1	0.9%	97.7
16	Tagovailoa	MIA	95	69	72.6%	633	6.66	4	4.2%	2	2.1%	95.6
17	*Nix	DEN	123	83	67.5%	834	6.78	7	5.7%	3	2.4%	95.4
18	*Maye	NE	107	68	63.6%	754	7.05	7	6.5%	3	2.8%	94.5
19	Carr	NO	63	38	60.3%	405	6.43	5	7.9%	2	3.2%	92.4
20	Rudolph	TEN	54	38	70.4%	364	6.74	4	7.4%	3	5.6%	90.4
21	Rodgers	NYJ	158	102	64.6%	1055	6.68	5	3.2%	2	1.3%	89.0
22	Herbert	LAC	96	52	54.2%	628	6.54	4	4.2%	0	0.0%	88.4
23	O'Connell	LV	71	48	67.6%	466	6.56	3	4.2%	2	2.8%	88.1
24	Purdy	SF	106	74	69.8%	868	8.19	4	3.8%	5	4.7%	87.3
25	D. Watson	CLE	58	39	67.2%	335	5.78	2	3.4%	1	1.7%	86.5
26	Prescott	DAL	75	41	54.7%	486	6.48	6	8.0%	3	4.0%	84.6
27	Minshew	LV	102	69	67.6%	679	6.66	4	3.9%	4	3.9%	82.9
28	M. Jones	JAX	73	49	67.1%	478	6.55	3	4.1%	3	4.1%	81.9
29	K. Murray	ARI	130	88	67.7%	925	7.12	1	0.8%	3	2.3%	81.1
30	G. Smith	SEA	155	106	68.4%	999	6.45	5	3.2%	6	3.9%	80.6
31	Stroud	HOU	111	67	60.4%	696	6.27	3	2.7%	2	1.8%	80.0
32	Ridder	ARI-LV	64	41	64.1%	384	6.00	2	3.1%	2	3.1%	77.9
33	Lawrence	JAX	83	46	55.4%	515	6.20	3	3.6%	2	2.4%	76.1
34	Winston	CLE	103	64	62.1%	701	6.81	5	4.9%	6	5.8%	74.1
35	Brissett	NE	51	28	54.9%	308	6.04	0	0.0%	0	0.0%	73.0
36	Young	CAR	114	66	57.9%	634	5.56	3	2.6%	3	2.6%	71.3
37	Rush	DAL	87	49	56.3%	398	4.57	2	2.3%	1	1.1%	71.0
38	Richardson	IND	95	47	49.5%	664	6.99	4	4.2%	4	4.2%	68.9
39	Lock	NYG	58	33	56.9%	366	6.31	0	0.0%	1	1.7%	68.6
40	D. Jones	NYG-MIN	119	68	57.1%	606	5.09	2	1.7%	4	3.4%	62.5
41	Cousins	ATL	119	73	61.3%	737	6.19	2	1.7%	8	6.7%	56.6
42	*Rattler	NO	59	31	52.5%	244	4.14	1	1.7%	2	3.4%	54.6
43	Levis	TEN	86	43	50.0%	400	4.65	3	3.5%	5	5.8%	50.5
44	Thompson-Robinson	CLE	38	19	50.0%	129	3.39	0	0.0%	4	10.5%	18.3

2024 NATIONAL FOOTBALL LEAGUE

NFL THIRD-DOWN PASSING LEADERS

RANK	PLAYER	TEAM	ATT	COMP	COMP%	YDS	YPA	TD	TD%	INT	INT%	RATING
1	L. Jackson	BAL	106	68	64.2%	910	8.58	11	10.4%	0	0.0%	125.9
2	Goff	DET	111	74	66.7%	935	8.42	11	9.9%	0	0.0%	125.8
3	Burrow	CIN	133	84	63.2%	1017	7.65	13	9.8%	2	1.5%	112.9
4	Carr	NO	79	51	64.6%	639	8.09	6	7.6%	1	1.3%	109.6
5	Mahomes	KC	135	87	64.4%	1029	7.62	10	7.4%	1	0.7%	109.2
6	Herbert	LAC	114	66	57.9%	777	6.82	8	7.0%	0	0.0%	102.1
7	*Daniels	WAS	111	67	60.4%	830	7.48	8	7.2%	2	1.8%	100.1
8	Ru. Wilson	PIT	84	52	61.9%	754	8.98	6	7.1%	3	3.6%	100.0
9	Mayfield	TB	124	82	66.1%	1029	8.30	9	7.3%	5	4.0%	99.2
10	Purdy	SF	115	68	59.1%	801	6.97	8	7.0%	2	1.7%	96.3
11	Cousins	ATL	116	73	62.9%	858	7.40	5	4.3%	1	0.9%	96.1
12	Winston	CLE	80	49	61.3%	583	7.29	4	5.0%	1	1.3%	94.9
13	Allen	BUF	116	60	51.7%	863	7.44	9	7.8%	2	1.7%	94.9
14	Darnold	MIN	126	73	57.9%	900	7.14	9	7.1%	3	2.4%	94.0
15	Hurts	PHI	95	59	62.1%	782	8.23	5	5.3%	3	3.2%	92.5
16	Love	GB	96	49	51.0%	600	6.25	11	11.5%	4	4.2%	91.5
17	Rush	DAL	73	38	52.1%	502	6.88	5	6.8%	1	1.4%	91.2
18	*Maye	NE	77	47	61.0%	519	6.74	6	7.8%	3	3.9%	90.8
19	*Nix	DEN	150	92	61.3%	1053	7.02	8	5.3%	4	2.7%	89.1
20	Stroud	HOU	142	84	59.2%	1014	7.14	6	4.2%	3	2.1%	86.4
21	Tagovailoa	MIA	100	65	65.0%	703	7.03	4	4.0%	3	3.0%	86.4
22	Rodgers	NYJ	140	82	58.6%	1077	7.69	7	5.0%	5	3.6%	84.7
23	K. Murray	ARI	97	58	59.8%	636	6.56	4	4.1%	2	2.1%	84.4
24	D. Jones	NYG-MIN	92	59	64.1%	586	6.37	3	3.3%	2	2.2%	83.9
25	Stafford	LAR	110	61	55.5%	638	5.80	4	3.6%	3	2.7%	73.2
26	*Ca. Williams	CHI	128	69	53.9%	705	5.51	5	3.9%	3	2.3%	73.2
27	G. Smith	SEA	127	79	62.2%	896	7.06	4	3.1%	7	5.5%	70.8
28	Young	CAR	94	52	55.3%	586	6.23	4	4.3%	4	4.3%	70.6
29	Lawrence	JAX	73	34	46.6%	374	5.12	4	5.5%	2	2.7%	69.1
30	Minshew	LV	80	46	57.5%	428	5.35	3	3.8%	5	6.3%	58.8

2024 NATIONAL FOOTBALL LEAGUE

NFL LEADING RUSHERS

RANK	PLAYER	TEAM	ATT	YDS	AVG	LONG	TD
1	Barkley	PHI	314	1838	5.9	72t	13
2	Henry	BAL	278	1636	5.9	87t	13
3	K. Williams	LAR	303	1243	4.1	30	13
4	Jacobs	GB	278	1216	4.4	38t	13
5	Robinson	ATL	259	1196	4.6	37t	10
6	Hubbard	CAR	250	1195	4.8	38t	10
7	Gibbs	DET	209	1156	5.5	70t	12
8	Taylor	IND	237	1129	4.8	70t	8
9	Conner	ARI	232	1090	4.7	53	8
10	A. Jones	MIN	233	1046	4.5	41	5
11	Pollard	TEN	238	1017	4.3	41	5
12	Mixon	HOU	231	967	4.2	59	11
13	Kamara	NO	228	950	4.2	24	6
14	Harris	PIT	238	933	3.9	36t	5
15	Cook	BUF	182	928	5.1	65t	14
16	C. Brown	CIN	209	923	4.4	40	7
17	*Irving	TB	168	920	5.5	56	7
18	Dowdle	DAL	190	903	4.8	27	1
19	Swift	CHI	221	841	3.8	56t	5
20	Stevenson	NE	205	800	3.9	33t	7
21	Mason	SF	153	789	5.2	38	3
22	Montgomery	DET	185	775	4.2	21	12
23	Hall	NYJ	187	774	4.1	42	5
24	Dobbins	LAC	158	766	4.8	61	8
25	L. Jackson (QB)	BAL	126	765	6.1	39	3
26	Achane	MIA	182	761	4.2	50t	5
27	*Daniels (QB)	WAS	128	737	5.8	46	6
28	Robinson	WAS	169	729	4.3	40t	8
29	*Tracy	NYG	158	721	4.6	45t	5
30	Hunt	KC	191	708	3.7	20	6
31	Bigsby	JAX	143	694	4.9	65t	6
32	Hurts (QB)	PHI	150	630	4.2	35	14
33	White	TB	138	583	4.2	56	3
34t	Allgeier	ATL	125	573	4.6	25	3
34t	Walker	SEA	153	573	3.7	28	7
36	J. Ford	CLE	98	543	5.5	66	3
37	K. Murray (QB)	ARI	71	518	7.3	50t	5
38	Allen (QB)	BUF	97	514	5.3	30	11
39	Richardson (QB)	IND	86	499	5.8	29	6
40	Williams	DEN	134	485	3.6	20	4
41	Etienne	JAX	122	478	3.9	22	2
42	Charbonnet	SEA	106	453	4.3	51t	8
43	*Ca. Williams (QB)	CHI	73	442	6.1	24	0
44	Gibson	NE	96	434	4.5	45	1
45	Warren	PIT	103	419	4.1	18	1
46	Em. Wilson	GB	83	400	4.8	19	2
47	Singletary	NYG	101	394	3.9	43	4
48	*Maye (QB)	NE	48	389	8.1	41	2
49	McLaughlin	DEN	87	388	4.5	21	1
50	*Guerendo	SF	73	381	5.2	76	4

2024 NATIONAL FOOTBALL LEAGUE

NFL THIRD-AND-ONE RUSHING LEADERS

RANK	PLAYER	TEAM	ATT	FD	PCT
1t	*Allen	NYJ	9	9	100.0%
1t	D. Jones (QB)	NYG-MIN	8	8	100.0%
1t	Darnold (QB)	MIN	7	7	100.0%
1t	Herbert (QB)	LAC	7	7	100.0%
1t	C. Brown	CIN	6	6	100.0%
1t	Charbonnet	SEA	6	6	100.0%
1t	*Daniels (QB)	WAS	6	6	100.0%
1t	Burrow (QB)	CIN	4	4	100.0%
1t	R. Johnson	CHI	4	4	100.0%
1t	Swift	CHI	4	4	100.0%
1t	Em. Wilson	GB	4	4	100.0%
12	K. Williams	LAR	12	11	91.7%
13	Allen (QB)	BUF	9	8	88.9%
14t	Levis (QB)	TEN	8	7	87.5%
14t	Mixon	HOU	8	7	87.5%
14t	Robinson	ATL	8	7	87.5%
17	Dobbins	LAC	7	6	85.7%
18	Purdy (QB)	SF	6	5	83.3%
19	Robinson	WAS	11	9	81.8%
20t	Hubbard	CAR	10	8	80.0%
20t	Hunt	KC	10	8	80.0%
20t	Elliott	DAL	5	4	80.0%
20t	L. Jackson (QB)	BAL	5	4	80.0%
24t	Conner	ARI	9	7	77.8%
24t	*Nix (QB)	DEN	9	7	77.8%
26	Hurts (QB)	PHI	20	15	75.0%
27	Henry	BAL	11	8	72.7%
28	Taylor	IND	13	9	69.2%
29t	Jacobs	GB	9	6	66.7%
29t	Achane	MIA	6	4	66.7%
29t	Pacheco	KC	6	4	66.7%
29t	*Steele	KC	6	4	66.7%
29t	White	TB	6	4	66.7%
34	Allgeier	ATL	10	6	60.0%
35t	Bigsby	JAX	7	4	57.1%
35t	Hall	NYJ	7	4	57.1%
35t	Kamara	NO	7	4	57.1%
38	Montgomery	DET	11	6	54.5%
39	A. Jones	MIN	8	4	50.0%

2024 NATIONAL FOOTBALL LEAGUE

NFL LEADERS IN RECEPTIONS

RANK	PLAYER	TEAM	REC	YDS	AVG	LONG	TD
1	Chase	CIN	108	1510	14.0	70t	16
2t	Lamb	DAL	101	1194	11.8	65t	6
2t	St. Brown	DET	101	1126	11.1	66t	11
2t	*Bowers (TE)	LV	101	1067	10.6	57t	4
5	*Nabers	NYG	97	969	10.0	39	4
6	Smith-Njigba	SEA	93	1089	11.7	46	6
7t	Jefferson	MIN	92	1387	15.1	97t	10
7t	McBride (TE)	ARI	92	958	10.4	37	0
9	Wilson	NYJ	90	987	11.0	42	6
10	Kelce (TE)	KC	89	739	8.3	38	2
11t	D. London	ATL	83	978	11.8	31	7
11t	D. Moore	CHI	83	826	10.0	44	5
13	Robinson	NYG	78	585	7.5	25	2
14t	J. Smith (TE)	MIA	76	802	10.6	57t	6
14t	Achane (RB)	MIA	76	579	7.6	39	6
16	D. Adams	LV-NYJ	74	928	12.5	71t	7
17t	*B. Thomas	JAX	73	1088	14.9	85t	9
17t	McLaurin	WAS	73	1029	14.1	86t	12
17t	Meyers	LV	73	843	11.5	43	2
17t	Shakir	BUF	73	796	10.9	52	4
21	Jeudy	CLE	72	1072	14.9	89t	4
22t	Flowers	BAL	71	1016	14.3	53t	4
22t	Sutton	DEN	71	928	13.1	37	6
24	T. Hill	MIA	70	834	11.9	80t	6
25t	*McConkey	LAC	69	960	13.9	60t	5
25t	Nacua	LAR	69	861	12.5	51	3
27t	Kittle (TE)	SF	68	967	14.2	43	8
27t	Kamara (RB)	NO	68	543	8.0	57t	2
29t	Kupp	LAR	66	681	10.3	69t	6
29t	Henry (TE)	NE	66	674	10.2	35	2
31t	A. Brown	PHI	64	1043	16.3	67t	6
31t	Njoku (TE)	CLE	64	505	7.9	29	5
33	Jennings	SF	63	856	13.6	45	6
34t	Mooney	ATL	62	955	15.4	49	5
34t	D. Smith	PHI	62	713	11.5	46	6
34t	Allen	CHI	62	694	11.2	45t	7
37t	Collins	HOU	60	909	15.2	67t	6
37t	Metcalf	SEA	60	897	14.9	71t	4
39t	Downs	IND	59	687	11.6	69t	5
39t	Otton (TE)	TB	59	600	10.2	44	4
39t	Douglas	NE	59	541	9.2	35t	2
42	Higgins	CIN	58	727	12.5	42t	7
43t	Evans	TB	57	818	14.4	57t	9
43t	McCloud	ATL	57	607	10.6	60	1
43t	Moore	CLE	57	501	8.8	44	1
46t	Ridley	TEN	56	857	15.3	63	4
46t	Addison	MIN	56	806	14.4	69	8
46t	Robinson (RB)	ATL	56	420	7.5	29	1
49t	Pickens	PIT	55	850	15.5	44	3
49t	Ertz (TE)	WAS	55	538	9.8	25	4

2024 NATIONAL FOOTBALL LEAGUE

NFL RECEIVING YARDAGE LEADERS

RANK	PLAYER	TEAM	YDS	REC	AVG	LONG	TD
1	Chase	CIN	1510	108	14.0	70t	16
2	Jefferson	MIN	1387	92	15.1	97t	10
3	Lamb	DAL	1194	101	11.8	65t	6
4	St. Brown	DET	1126	101	11.1	66t	11
5	Smith-Njigba	SEA	1089	93	11.7	46	6
6	*B. Thomas	JAX	1088	73	14.9	85t	9
7	Jeudy	CLE	1072	72	14.9	89t	4
8	*Bowers (TE)	LV	1067	101	10.6	57t	4
9	A. Brown	PHI	1043	64	16.3	67t	6
10	McLaurin	WAS	1029	73	14.1	86t	12
11	Flowers	BAL	1016	71	14.3	53t	4
12	Wilson	NYJ	987	90	11.0	42	6
13	D. London	ATL	978	83	11.8	31	7
14	*Nabers	NYG	969	97	10.0	39	4
15	Kittle (TE)	SF	967	68	14.2	43	8
16	*McConkey	LAC	960	69	13.9	60t	5
17	McBride (TE)	ARI	958	92	10.4	37	0
18	Mooney	ATL	955	62	15.4	49	5
19t	D. Adams	LV-NYJ	928	74	12.5	71t	7
19t	Sutton	DEN	928	71	13.1	37	6
21	Collins	HOU	909	60	15.2	67t	6
22	Metcalf	SEA	897	60	14.9	71t	4
23	Ja. Williams	DET	890	47	18.9	82t	6
24	Nacua	LAR	861	69	12.5	51	3
25	Ridley	TEN	857	56	15.3	63	4
26	Jennings	SF	856	63	13.6	45	6
27	Pickens	PIT	850	55	15.5	44	3
28	Meyers	LV	843	73	11.5	43	2
29	T. Hill	MIA	834	70	11.9	80t	6
30	D. Moore	CHI	826	83	10.0	44	5
31	Evans	TB	818	57	14.4	57t	9
32	Addison	MIN	806	56	14.4	69	8
33	Reed	GB	803	52	15.4	70t	6
34	J. Smith (TE)	MIA	802	76	10.6	57t	6
35	Shakir	BUF	796	73	10.9	52	4
36	Kelce (TE)	KC	739	89	8.3	38	2
37	Higgins	CIN	727	58	12.5	42t	7
38	*Harrison	ARI	726	51	14.2	60t	7
39	D. Smith	PHI	713	62	11.5	46	6
40	*Odunze	CHI	701	51	13.7	47	3
41	Waddle	MIA	700	54	13.0	63	2
42	Allen	CHI	694	62	11.2	45t	7
43	Downs	IND	687	59	11.6	69t	5
44	Kupp	LAR	681	66	10.3	69t	6
45	Henry (TE)	NE	674	66	10.2	35	2
46	Bateman	BAL	668	39	17.1	59	8
47	Dell	HOU	667	51	13.1	50	3
48	Samuel	SF	665	50	13.3	76t	2
49	Pierce	IND	645	29	22.2	65t	5
50	Pittman	IND	627	54	11.6	33	2

2024 NATIONAL FOOTBALL LEAGUE

NFL THIRD-DOWN RECEIVING LEADERS

RANK	PLAYER	TEAM	REC	YDS	AVG	LONG	TD
1t	Sutton	DEN	28	443	15.8	33	3
1t	St. Brown	DET	28	395	14.1	66t	5
1t	Robinson	NYG	28	239	8.5	25	1
4	Kelce (TE)	KC	25	254	10.2	38	1
5t	Pickens	PIT	23	303	13.2	37	0
5t	Wilson	NYJ	23	259	11.3	26t	2
7t	*Bowers (TE)	LV	22	256	11.6	29	1
7t	Jennings	SF	22	236	10.7	31t	3
9t	*Nabers	NYG	21	263	12.5	39	2
9t	Smith-Njigba	SEA	21	259	12.3	25	1
9t	Kittle (TE)	SF	21	246	11.7	41	5
9t	Henry (TE)	NE	21	242	11.5	32	1
13t	Shakir	BUF	20	327	16.4	52	2
13t	Jefferson	MIN	20	326	16.3	52t	5
13t	Lamb	DAL	20	261	13.1	52	1
16t	McLaurin	WAS	19	339	17.8	66	5
16t	*McConkey	LAC	19	224	11.8	19	2
16t	Moore	CLE	19	198	10.4	44	0
19t	Downs	IND	18	243	13.5	31	2
19t	Chase	CIN	18	231	12.8	63t	2
19t	Dell	HOU	18	216	12.0	31	0
19t	T. Hill	MIA	18	211	11.7	30	2
19t	D. London	ATL	18	210	11.7	20	3
24t	Higgins	CIN	17	277	16.3	38t	4
24t	Mooney	ATL	17	275	16.2	49	2
24t	A. Brown	PHI	17	253	14.9	28	2
24t	Collins	HOU	17	238	14.0	34	3
24t	Meyers	LV	17	211	12.4	43	0
29t	D. Adams	LV-NYJ	16	286	17.9	43	1
29t	McBride (TE)	ARI	16	200	12.5	29	0
29t	Godwin	TB	16	197	12.3	24	0
29t	J. Smith (TE)	MIA	16	169	10.6	33	2
29t	Otton (TE)	TB	16	164	10.3	29	2
29t	Kupp	LAR	16	140	8.8	27	1
35t	Gesicki (TE)	CIN	15	192	12.8	47t	1
35t	Hill (RB)	BAL	15	168	11.2	24	0
35t	Allen	CHI	15	158	10.5	25	1
35t	Douglas	NE	15	157	10.5	35t	1
39t	*B. Thomas	JAX	14	269	19.2	62t	4
39t	Metcalf	SEA	14	220	15.7	31t	1
39t	Johnston	LAC	14	214	15.3	66t	5
39t	Boyd	TEN	14	177	12.6	40	0
39t	McCloud	ATL	14	163	11.6	27	0
39t	Andrews (TE)	BAL	14	162	11.6	23	4
39t	D. Moore	CHI	14	160	11.4	31t	2
39t	Freiermuth (TE)	PIT	14	156	11.1	22	3
39t	Nacua	LAR	14	155	11.1	21	1
39t	Addison	MIN	14	145	10.4	25	1
39t	Pitts (TE)	ATL	14	133	9.5	23	0
50t	Ridley	TEN	13	259	19.9	63	1
50t	Flowers	BAL	13	226	17.4	49	1
50t	Doubs	GB	13	221	17.0	39	3
50t	Jeudy	CLE	13	207	15.9	35t	1
50t	Perine (RB)	KC	13	197	15.2	35	1
50t	Reed	GB	13	191	14.7	70t	4

2024 NATIONAL FOOTBALL LEAGUE

NFL THIRD-DOWN RECEIVING LEADERS

RANK	PLAYER	TEAM	REC	YDS	AVG	LONG	TD
50t	Waddle	MIA	13	182	14.0	36	0
50t	Hopkins	TEN-KC	13	166	12.8	35	2
50t	Slayton	NYG	13	160	12.3	36	0
50t	Hockenson (TE)	MIN	13	131	10.1	34	0
50t	Diggs	HOU	13	127	9.8	21	1
50t	White (RB)	TB	13	104	8.0	22	0
50t	Williams (RB)	DEN	13	103	7.9	34	0
50t	Warren (RB)	PIT	13	99	7.6	26	0
50t	Ferguson (TE)	DAL	13	94	7.2	24	0
50t	Charbonnet (RB)	SEA	13	90	6.9	16	0
50t	Kmet (TE)	CHI	13	86	6.6	25	1

2024 NATIONAL FOOTBALL LEAGUE

NFL LEADING SCORERS (NON-KICKING)

RANK	PLAYER	TEAM	POS	TOUCHDOWNS				X2	PTS
				TOTAL	RUSH	REC	RET		
1t	Barkley	PHI	RB	15	13	2	0	3	96
1t	Chase	CIN	WR	16	0	16	0	0	96
1t	Cook	BUF	RB	16	14	2	0	0	96
4t	Gibbs	DET	RB	15	12	3	0	0	90
4t	Henry	BAL	RB	15	13	2	0	0	90
4t	K. Williams	LAR	RB	15	13	2	0	0	90
7t	Hurts	PHI	QB	14	14	0	0	0	84
7t	Jacobs	GB	RB	14	13	1	0	0	84
9t	Allen	BUF	QB	12	11	1	0	0	72
9t	McLaurin	WAS	WR	12	0	12	0	0	72
9t	Mixon	HOU	RB	12	11	1	0	0	72
9t	Montgomery	DET	RB	12	12	0	0	0	72
13t	C. Brown	CIN	RB	11	7	4	0	1	68
13t	Hubbard	CAR	RB	11	10	1	0	1	68
13t	Robinson	ATL	RB	11	10	1	0	1	68
16t	Achane	MIA	RB	11	5	6	0	0	66
16t	St. Brown	DET	WR	11	0	11	0	0	66
18	Jefferson	MIN	WR	10	0	10	0	0	60
19t	Conner	ARI	RB	9	8	1	0	2	58
19t	*B. Thomas	JAX	WR	9	0	9	0	2	58
21t	Addison	MIN	WR	9	1	8	0	0	54
21t	Andrews	BAL	TE	9	0	9	0	0	54
21t	Charbonnet	SEA	RB	9	8	1	0	0	54
21t	Evans	TB	WR	9	0	9	0	0	54
21t	Taylor	IND	RB	9	8	1	0	0	54
21t	Westbrook-Ikhine	TEN	WR	9	0	9	0	0	54
21t	White	TB	RB	9	3	6	0	0	54
28	Stevenson	NE	RB	8	7	1	0	2	52
29t	Bateman	BAL	WR	8	0	8	0	0	48
29t	Dobbins	LAC	RB	8	8	0	0	0	48
29t	Johnston	LAC	WR	8	0	8	0	0	48
29t	Kamara	NO	RB	8	6	2	0	0	48
29t	Kittle	SF	TE	8	0	8	0	0	48
29t	Robinson	WAS	RB	8	8	0	0	0	48
29t	Walker	SEA	RB	8	7	1	0	0	48
29t	*Worthy	KC	WR	8	3	5	0	0	48
37t	D. Adams	LV-NYJ	WR	7	0	7	0	1	44
37t	Hall	NYJ	RB	7	5	2	0	1	44
37t	Kraft	GB	TE	7	0	7	0	1	44
40t	Allen	CHI	WR	7	0	7	0	0	42
40t	*Harrison	ARI	WR	7	0	7	0	0	42
40t	Higgins	CIN	WR	7	0	7	0	0	42
40t	*Irving	TB	RB	7	7	0	0	0	42
40t	A. Jones	MIN	RB	7	5	2	0	0	42
40t	D. London	ATL	WR	7	0	7	0	0	42
40t	Reed	GB	WR	7	1	6	0	0	42

2024 NATIONAL FOOTBALL LEAGUE

NFL LEADING SCORERS (NON-KICKING)

RANK	PLAYER	TEAM	POS	TOUCHDOWNS				X2	PTS
				TOTAL	RUSH	REC	RET		
40t	Robinson	LAR	WR	7	0	7	0	0	42
48t	*Daniels	WAS	QB	6	6	0	0	1	38
48t	Lamb	DAL	WR	6	0	6	0	1	38
48t	Richardson	IND	QB	6	6	0	0	1	38
48t	Wilson	NYJ	WR	6	0	6	0	1	38

2024 NATIONAL FOOTBALL LEAGUE

NFL LEADING SCORERS (KICKING)

RANK	PLAYER	TEAM	PAT	FG	FG%	LONG	PTS
1	Boswell	PIT	32/32	39/42	92.9%	57	149
2	Fairbairn	HOU	32/33	35/41	85.4%	59	137
3	Aubrey	DAL	28/28	36/42	85.7%	65	136
4	Bates	DET	58/59	23/26	88.5%	58	127
5	Lutz	DEN	38/38	29/32	90.6%	55	125
6	McLaughlin	TB	45/47	26/28	92.9%	56	123
7	Sanders	MIA	22/24	33/37	89.2%	57	121
8	Dicker	LAC	27/30	31/33	93.9%	59	120
9	Bass	BUF	53/57	22/27	81.5%	61	119
10	Tucker	BAL	51/53	21/29	72.4%	56	114
11	Elliott	PHI	40/41	24/31	77.4%	50	112
12	Carlson	LV	20/21	28/34	82.4%	54	104
13t	Gay	IND	28/28	25/29	86.2%	56	103
13t	Myers	SEA	34/37	23/27	85.2%	59	103
13t	Seibert	WAS	22/24	27/30	90.0%	55	103
16	Koo	ATL	26/26	25/34	73.5%	58	101
17	*Karty	LAR	30/34	23/28	82.1%	55	99
18	Ryland	ARI	21/21	25/29	86.2%	58	96
19	Grupe	NO	29/31	22/26	84.6%	57	95
20	Moody	SF	25/25	23/30	76.7%	53	94
21	*Reichard	MIN	35/35	19/22	86.4%	58	92
22	Slye	NE	22/23	23/30	76.7%	63	91
23t	*C. Little	JAX	23/23	22/24	91.7%	59	89
23t	Pineiro	CAR	26/28	21/24	87.5%	53	89
25	Folk	TEN	25/25	21/22	95.5%	56	88
26	Butker	KC	27/28	20/23	87.0%	53	87
27	McPherson	CIN	37/38	16/22	72.7%	56	85
28	Santos	CHI	22/23	19/23	82.6%	54	79
29	McManus	GB	27/27	16/17	94.1%	55	75
30	Hopkins	CLE	16/19	16/25	64.0%	56	64
31	*Narveson	GB-TEN	18/18	12/18	66.7%	47	54
32	Joseph	DET-NYG-WAS	8/8	15/19	78.9%	52	53
33	Carlson	SF-NYJ	12/15	13/15	86.7%	58	51
34t	Romo	MIN-NE	7/8	11/12	91.7%	55	40
34t	Zuerlein	NYJ	13/14	9/15	60.0%	40	40
36	Wright	SF-KC	5/5	11/12	91.7%	50	38
37	Prater	ARI	10/10	6/6	100.0%	57	28
38	Gano	NYG	8/8	6/8	75.0%	50	26
39t	*Shrader	IND-NYJ-KC	9/9	5/5	100.0%	45	24
39t	York	WAS-CIN	12/13	4/7	57.1%	59	24
41	Gonzalez	WAS	14/14	3/5	60.0%	48	23
42	Patterson	NYJ-CLE-ATL	8/8	2/3	66.7%	52	14
43	*McAtamney	NYG	1/1	1/1	100.0%	31	4
44	Wishnowsky	SF	0/0	1/1	100.0%	26	3
45	Gillan	NYG	0/1	0/0	---	---	0

2024 NATIONAL FOOTBALL LEAGUE

NFL TOUCHBACKS ON KICKOFFS

RANK	PLAYER	TEAM	TB
1	Bates	DET	76
2	Bass	BUF	69
3	Tucker	BAL	65
4	Lutz	DEN	61
5	Sanders	MIA	59
6	Evans	LAR	58
7t	C. Little	JAX	56
7t	Mann	PHI	56
9t	Gay	IND	55
9t	Reichard	MIN	55
11t	Dicker	LAC	54
11t	McPherson	CIN	54
13	Boswell	PIT	49
14t	Pinion	ATL	45
14t	Ryland	ARI	45
16	Butker	KC	44
17t	Moody	SF	42
17t	Slye	NE	42
19t	Fairbairn	HOU	41
19t	Myers	SEA	41
21	Carlson	LV	40
22t	Aubrey	DAL	38
22t	Gill	TB	38
24	Folk	TEN	37
25	Santos	CHI	36
26	Hopkins	CLE	32
27	Zuerlein	NYJ	28
28	Pineiro	CAR	27
29	Joseph	DET-NYG-WAS	23
30	McManus	GB	22
31	Romo	MIN-NE	19
32t	Camarda	TB	18
32t	Grupe	NO	18
32t	Narveson	GB-TEN	18
35t	Prater	ARI	17
35t	Shrader	IND-NYJ-KC	17
37	Gano	NYG	15
38t	Seibert	WAS	14
38t	York	WAS-CIN	14
40	Carlson	SF-NYJ	13
41t	Browning	TB	5
41t	Karty	LAR	5
41t	Koo	ATL	5
41t	McLaughlin	TB	5
45	McAtamney	NYG	4
46t	Gonzalez	WAS	3
46t	Stout	BAL	3
48t	Gillan	NYG	2

2024 NATIONAL FOOTBALL LEAGUE

NFL TOUCHBACKS ON KICKOFFS

RANK	PLAYER	TEAM	TB
48t	Patterson	NYJ-CLE-ATL	2
48t	Wright	SF-KC	2
51t	Elliott	PHI	1
51t	Reid	KC	1

2024 NATIONAL FOOTBALL LEAGUE

NFL MOST YARDS FROM SCRIMMAGE

RANK	PLAYER	TEAM	POS	TOTAL			RUSHING			RECEIVING		
				YDS	PLAYS	AVG	YDS	ATT	AVG	YDS	ATT	AVG
1	Barkley	PHI	RB	2114	345	6.1	1838	314	5.9	276	31	8.9
2	Henry	BAL	RB	1788	293	6.1	1636	278	5.9	152	15	10.1
3	Robinson	ATL	RB	1616	315	5.1	1196	259	4.6	420	56	7.5
4	Gibbs	DET	RB	1596	252	6.3	1156	209	5.5	440	43	10.2
5	Jacobs	GB	RB	1556	313	5.0	1216	278	4.4	340	35	9.7
6	Chase	CIN	WR	1542	111	13.9	32	3	10.7	1510	108	14.0
7	Conner	ARI	RB	1500	277	5.4	1090	232	4.7	410	45	9.1
8	Kamara	NO	RB	1493	296	5.0	950	228	4.2	543	68	8.0
9	K. Williams	LAR	RB	1409	334	4.2	1243	303	4.1	166	31	5.4
10	A. Jones	MIN	RB	1394	275	5.1	1046	233	4.5	348	42	8.3
11	Jefferson	MIN	WR	1390	93	14.9	3	1	3.0	1387	92	15.1
12	Hubbard	CAR	RB	1366	293	4.7	1195	250	4.8	171	43	4.0
13	Achane	MIA	RB	1340	258	5.2	761	182	4.2	579	76	7.6
14	Lamb	DAL	WR	1264	115	11.0	70	14	5.0	1194	101	11.8
15	C. Brown	CIN	RB	1259	259	4.9	923	209	4.4	336	50	6.7
16	Mixon	HOU	RB	1258	264	4.8	967	231	4.2	291	33	8.8
17	Pollard	TEN	RB	1255	279	4.5	1017	238	4.3	238	41	5.8
18	Taylor	IND	RB	1251	252	5.0	1129	237	4.8	122	15	8.1
19	*Irving	TB	RB	1240	209	5.9	920	168	5.5	320	41	7.8
20	Hall	NYJ	RB	1234	240	5.1	774	187	4.1	460	53	8.7
21	Swift	CHI	RB	1199	259	4.6	841	221	3.8	358	38	9.4
22	Harris	PIT	RB	1189	268	4.4	933	238	3.9	256	30	8.5
23	Cook	BUF	RB	1186	214	5.5	928	182	5.1	258	32	8.1
24	Dowdle	DAL	RB	1136	226	5.0	903	190	4.8	233	36	6.5
25	St. Brown	DET	WR	1132	103	11.0	6	2	3.0	1126	101	11.1
26	*B. Thomas	JAX	WR	1118	78	14.3	30	5	6.0	1088	73	14.9
27	Montgomery	DET	RB	1116	221	5.0	775	185	4.2	341	36	9.5
28	Smith-Njigba	SEA	WR	1111	97	11.5	22	4	5.5	1089	93	11.7
29	*Bowers	LV	TE	1081	105	10.3	14	4	3.5	1067	101	10.6
30	Jeudy	CLE	WR	1072	72	14.9	0	0	---	1072	72	14.9
31	Flowers	BAL	WR	1063	79	13.5	47	8	5.9	1016	71	14.3
32	A. Brown	PHI	WR	1043	64	16.3	0	0	---	1043	64	16.3
33	McLaurin	WAS	WR	1031	75	13.7	2	2	1.0	1029	73	14.1
34	Wilson	NYJ	WR	992	91	10.9	5	1	5.0	987	90	11.0
35	*Tracy	NYG	RB	984	192	5.1	721	158	4.6	263	34	7.7
36	D. London	ATL	WR	975	84	11.6	-3	1	-3.0	978	83	11.8
37	White	TB	RB	972	188	5.2	583	138	4.2	389	50	7.8
38	*Nabers	NYG	WR	971	102	9.5	2	5	0.4	969	97	10.0
39	Stevenson	NE	RB	968	238	4.1	800	205	3.9	168	33	5.1
40	Kittle	SF	TE	967	68	14.2	0	0	---	967	68	14.2
41	Reed	GB	WR	963	69	14.0	160	17	9.4	803	52	15.4
42t	McBride	ARI	TE	960	93	10.3	2	1	2.0	958	92	10.4
42t	*McConkey	LAC	WR	960	69	13.9	0	0	---	960	69	13.9
44	Mooney	ATL	WR	955	62	15.4	0	0	---	955	62	15.4
45	Ja. Williams	DET	WR	953	56	17.0	63	9	7.0	890	47	18.9
46t	D. Adams	LV-NYJ	WR	928	74	12.5	0	0	---	928	74	12.5
46t	Sutton	DEN	WR	928	71	13.1	0	0	---	928	71	13.1
48	Collins	HOU	WR	909	60	15.2	0	0	---	909	60	15.2
49	Ridley	TEN	WR	908	61	14.9	51	5	10.2	857	56	15.3
50	Nacua	LAR	WR	907	80	11.3	46	11	4.2	861	69	12.5

2024 NATIONAL FOOTBALL LEAGUE

NFL LEADERS IN FIRST DOWNS

RANK	PLAYER	TEAM	POS	TOTAL	RUSH	REC
1	K. Williams	LAR	RB	90	84	6
2t	Barkley	PHI	RB	85	73	12
2t	Henry	BAL	RB	85	77	8
4	Conner	ARI	RB	82	65	17
5	Robinson	ATL	RB	81	61	20
6	Jacobs	GB	RB	80	65	15
7	Gibbs	DET	RB	79	57	22
8	Hubbard	CAR	RB	72	62	10
9	Kamara	NO	RB	70	52	18
10	Chase	CIN	WR	69	2	67
11	C. Brown	CIN	RB	67	46	21
12	Montgomery	DET	RB	66	50	16
13	St. Brown	DET	WR	63	1	62
14t	Achane	MIA	RB	62	32	30
14t	Hurts	PHI	QB	62	62	0
14t	Mixon	HOU	RB	62	50	12
17	A. Jones	MIN	RB	61	46	15
18t	Jefferson	MIN	WR	59	0	59
18t	Pollard	TEN	RB	59	50	9
18t	Taylor	IND	RB	59	52	7
21	Lamb	DAL	WR	58	4	54
22	Cook	BUF	RB	57	43	14
23	*Irving	TB	RB	56	43	13
24t	*Bowers	LV	TE	55	2	53
24t	Dowdle	DAL	RB	55	43	12
24t	D. London	ATL	WR	55	0	55
27t	Harris	PIT	RB	54	43	11
27t	Smith-Njigba	SEA	WR	54	1	53
27t	Wilson	NYJ	WR	54	1	53
30t	McBride	ARI	TE	52	1	51
30t	McLaurin	WAS	WR	52	0	52
32t	A. Brown	PHI	WR	50	0	50
32t	*Nabers	NYG	WR	50	1	49
32t	White	TB	RB	50	32	18
35t	Allen	BUF	QB	49	48	1
35t	T. Hill	MIA	WR	49	2	47
35t	Hunt	KC	RB	49	39	10
35t	Jeudy	CLE	WR	49	0	49
35t	J. Smith	MIA	TE	49	0	49
35t	Sutton	DEN	WR	49	0	49
35t	*Tracy	NYG	RB	49	36	13
42t	Stevenson	NE	RB	48	40	8
42t	*B. Thomas	JAX	WR	48	2	46
44t	Flowers	BAL	WR	47	1	46
44t	Hall	NYJ	RB	47	33	14
44t	Robinson	WAS	RB	47	43	4
44t	Swift	CHI	RB	47	37	10
44t	Walker	SEA	RB	47	28	19
49t	*Daniels	WAS	QB	46	46	0
49t	Mooney	ATL	WR	46	0	46

2024 NATIONAL FOOTBALL LEAGUE

NFL PUNTING YARDS LEADERS

RANK	PLAYER	TEAM	POS	PUNTS	YARDS	LONG	AVG	TB	BLK	DWN	OB	RETURNS		IN20	NET AVG
												TOT	YDS		
1	Stonehouse	TEN	P	65	3323	75	51.1	6	2	3	3	44	637	19	38.3
2	Fox	DET	P	43	2193	68	51.0	4	0	5	1	19	123	21	46.3
3	Cole	LV	P	58	2926	70	50.4	6	2	7	10	23	263	23	42.4
4	Baringer	NE	P	63	3155	75	50.1	8	0	7	3	30	388	27	41.4
5	Sanchez	IND	P	63	3150	65	50.0	4	0	2	4	30	390	23	42.5
6	Gillikin	ARI	P	38	1887	63	49.7	1	0	6	2	16	183	19	44.3
7	Cooke	JAX	P	61	3029	73	49.7	3	0	1	15	24	230	31	44.9
8	Bojorquez	CLE	P	79	3921	84	49.6	6	0	11	11	34	476	36	42.1
9	*Rehkov	CIN	P	49	2410	80	49.2	5	0	4	2	23	212	23	42.8
10	Dickson	SEA	P	66	3240	68	49.1	8	0	5	7	27	233	27	43.1
11	Mann	PHI	P	48	2345	70	48.9	5	1	8	5	22	154	17	42.7
12	Araiza	KC	P	52	2513	67	48.3	6	0	6	0	23	239	20	41.4
13	Anger	DAL	P	54	2609	62	48.3	3	0	5	1	28	303	21	41.6
14	*T. Taylor	CHI	P	69	3330	68	48.3	3	0	7	5	38	406	27	41.5
15	Bailey	MIA	P	46	2211	64	48.1	3	1	3	13	19	210	19	41.3
16	Townsend	HOU	P	66	3169	66	48.0	5	1	11	6	22	114	34	44.1
17	Morstead	NYJ	P	56	2672	75	47.7	7	0	4	6	26	222	17	41.3
18	Martin	BUF	P	47	2223	65	47.3	5	1	5	5	19	162	23	40.9
19	Dixon	DEN	P	71	3343	65	47.1	5	0	10	8	27	243	32	42.3
20	Pinion	ATL	P	44	2068	65	47.0	4	0	4	2	20	264	14	39.2
21	Stout	BAL	P	47	2207	70	47.0	3	0	4	7	21	163	19	42.2
22	Waitman	PIT	P	56	2624	71	46.9	5	0	7	6	23	133	25	42.7
23	Scott	LAC	P	69	3223	67	46.7	4	0	7	9	27	253	27	41.9
24	R. Wright	MIN	P	51	2378	66	46.6	5	1	5	7	25	168	26	40.6
25	Whelan	GB	P	49	2280	74	46.5	4	0	7	5	18	135	21	42.1
26	Way	WAS	P	42	1952	74	46.5	2	0	6	4	21	124	17	42.6
27	Hekker	CAR	P	65	2957	65	45.5	3	0	17	3	23	168	19	42.0
28	Evans	LAR	P	47	2128	68	45.3	2	0	8	9	19	166	25	40.9
29	*Hayball	NO	P	65	2842	59	43.7	3	0	7	6	24	181	36	40.0
30	Gillan	NYG	P	50	2182	67	43.6	2	0	5	7	16	128	26	40.3

2024 NATIONAL FOOTBALL LEAGUE

NFL NET PUNTING YARDS LEADERS

RANK	PLAYER	TEAM	POS	PUNTS	YARDS	LONG	AVG	TB	BLK	DWN	OB	RETURNS		IN20	NET AVG
												TOT	YDS		
1	Fox	DET	P	43	2193	68	51.0	4	0	5	1	19	123	21	46.3
2	Cooke	JAX	P	61	3029	73	49.7	3	0	1	15	24	230	31	44.9
3	Gillikin	ARI	P	38	1887	63	49.7	1	0	6	2	16	183	19	44.3
4	Townsend	HOU	P	66	3169	66	48.0	5	1	11	6	22	114	34	44.1
5	Dickson	SEA	P	66	3240	68	49.1	8	0	5	7	27	233	27	43.1
6	*Rehkw	CIN	P	49	2410	80	49.2	5	0	4	2	23	212	23	42.8
7	Waitman	PIT	P	56	2624	71	46.9	5	0	7	6	23	133	25	42.7
8	Mann	PHI	P	48	2345	70	48.9	5	1	8	5	22	154	17	42.7
9	Way	WAS	P	42	1952	74	46.5	2	0	6	4	21	124	17	42.6
10	Sanchez	IND	P	63	3150	65	50.0	4	0	2	4	30	390	23	42.5
11	Cole	LV	P	58	2926	70	50.4	6	2	7	10	23	263	23	42.4
12	Dixon	DEN	P	71	3343	65	47.1	5	0	10	8	27	243	32	42.3
13	Stout	BAL	P	47	2207	70	47.0	3	0	4	7	21	163	19	42.2
14	Whelan	GB	P	49	2280	74	46.5	4	0	7	5	18	135	21	42.1
15	Bojorquez	CLE	P	79	3921	84	49.6	6	0	11	11	34	476	36	42.1
16	Hekker	CAR	P	65	2957	65	45.5	3	0	17	3	23	168	19	42.0
17	Scott	LAC	P	69	3223	67	46.7	4	0	7	9	27	253	27	41.9
18	Anger	DAL	P	54	2609	62	48.3	3	0	5	1	28	303	21	41.6
19	*T. Taylor	CHI	P	69	3330	68	48.3	3	0	7	5	38	406	27	41.5
20	Araiza	KC	P	52	2513	67	48.3	6	0	6	0	23	239	20	41.4
21	Baringer	NE	P	63	3155	75	50.1	8	0	7	3	30	388	27	41.4
22	Bailey	MIA	P	46	2211	64	48.1	3	1	3	13	19	210	19	41.3
23	Morstead	NYJ	P	56	2672	75	47.7	7	0	4	6	26	222	17	41.3
24	Evans	LAR	P	47	2128	68	45.3	2	0	8	9	19	166	25	40.9
25	Martin	BUF	P	47	2223	65	47.3	5	1	5	5	19	162	23	40.9
26	R. Wright	MIN	P	51	2378	66	46.6	5	1	5	7	25	168	26	40.6
27	Gillan	NYG	P	50	2182	67	43.6	2	0	5	7	16	128	26	40.3
28	*Hayball	NO	P	65	2842	59	43.7	3	0	7	6	24	181	36	40.0
29	Pinion	ATL	P	44	2068	65	47.0	4	0	4	2	20	264	14	39.2
30	Stonehouse	TEN	P	65	3323	75	51.1	6	2	3	3	44	637	19	38.3

2024 NATIONAL FOOTBALL LEAGUE

2024 NATIONAL FOOTBALL LEAGUE

NFL PUNT RETURN LEADERS

RANK	PLAYER	TEAM	POS	RET	FC	YDS	AVG	LONG	TD
1	Mims	DEN	WR	26	20	408	15.7	61	0
2	M. Jones	NE	CB	26	8	386	14.8	62	0
3	Raymond	DET	WR	27	9	390	14.4	90t	1
4	Austin	PIT	WR	23	15	259	11.3	73t	1
5	*Codrington	BUF	DB	25	7	281	11.2	29	0
6	*DeJean	PHI	CB	19	19	196	10.3	31	0
7	Hardman	KC	WR	20	9	203	10.2	55	0
8	Darden	CLE-SEA	WR	29	7	292	10.1	28	0
9	Proche	CLE	WR	18	7	163	9.1	18	0
10	*Cowing	SF	WR	27	8	230	8.5	30	0
11	Gipson	NYJ	WR	29	15	230	7.9	40	0
12	*Jackson	TEN	WR	28	7	215	7.7	20	0
13	Powell	MIN	WR	20	14	152	7.6	15	0
14	Smith-Marsette	NYG	WR	27	16	203	7.5	22	0

2024 NATIONAL FOOTBALL LEAGUE

NFL KICKOFF RETURN LEADERS

RANK	PLAYER	TEAM	POS	RET	YDS	AVG	LONG	TD
1	Turpin	DAL	WR	24	826	34.4	99t	1
2	Ekeler	WAS	RB	19	594	31.3	62	0
3	Davis	LAC	WR	18	507	28.2	56	0
4	Gray	NYG	RB	21	554	26.4	37	0
5	Blackshear	CAR	RB	31	791	25.5	43	0

2024 NATIONAL FOOTBALL LEAGUE

2024 NATIONAL FOOTBALL LEAGUE

NFL INTERCEPTION LEADERS

RANK	PLAYER	TEAM	POS	INT	YARDS	AVG	LONG	TD
1t	K. Joseph	DET	SAF	7	60	8.6	33	1
1t	McKinney	GB	SAF	7	111	15.9	48	0
3t	Humphrey	BAL	CB	6	37	6.2	37t	1
3t	B. Murphy	MIN	CB	6	2	0.3	2	0
5t	*Bullock	HOU	SAF	5	96	19.2	68	0
5t	Hooker	TEN	SAF	5	68	13.6	30	0
5t	Jackson	PIT	CB	5	88	17.6	49	0
5t	Stingley	HOU	CB	5	48	9.6	31	0
9t	Bates	ATL	SS	4	55	13.8	55t	1
9t	Blankenship	PHI	SAF	4	29	7.3	28	0
9t	Branch	DET	SAF	4	48	12.0	47	0
9t	Gardner-Johnson	PHI	SAF	4	22	5.5	15	0
9t	*McCollough	LAR	DB	4	6	1.5	4t	1
9t	*Still	LAC	DB	4	85	21.3	61t	1
9t	Stone	CIN	SAF	4	88	22.0	49	1
9t	Surtain	DEN	CB	4	132	33.0	100t	1
17t	Adebo	NO	CB	3	68	22.7	47	0
17t	*Bishop	PIT	CB	3	46	15.3	41	0
17t	Bryant	SEA	CB	3	87	29.0	69t	1
17t	Bynum	MIN	SS	3	3	1.0	3	0
17t	Cross	IND	SAF	3	25	8.3	20	0
17t	*Hicks	KC	SAF	3	50	16.7	47	0
17t	B. Jones	DEN	SAF	3	74	24.7	37	0
17t	*Kinchens	LAR	SAF	3	112	37.3	103t	1
17t	*Lassiter	HOU	CB	3	9	3.0	9	0
17t	Mathieu	NO	FS	3	29	9.7	23	0
17t	Molden	LAC	CB	3	28	9.3	25	0
17t	Moore	IND	CB	3	28	9.3	12	0
17t	Taylor-Britt	CIN	CB	3	79	26.3	51t	1
17t	Woods	CAR	FS	3	70	23.3	33	0
31t	Alexander	GB	CB	2	52	26.0	35t	1
31t	Barton	DEN	LB	2	71	35.5	56	0
31t	Bernard	BUF	LB	2	1	0.5	1	0
31t	Blackmon	IND	SAF	2	17	8.5	17	0
31t	Conner	KC	DB	2	32	16.0	29	0
31t	Cook	KC	FS	2	0	0.0	0	0
31t	Davis	DET	CB	2	0	0.0	0	0
31t	Diggs	DAL	CB	2	1	0.5	1	0
31t	Echols	NYJ	CB	2	0	0.0	0	0
31t	Franklin	IND	OLB	2	4	2.0	4	0
31t	Gonzalez	NE	CB	2	2	1.0	2	0
31t	Griffin	MIN	CB	2	28	14.0	28	0
31t	Grugier-Hill	MIN	OLB	2	5	2.5	5	0
31t	Hamlin	BUF	SS	2	19	9.5	19	0
31t	Hooker	DAL	FS	2	20	10.0	21	0
31t	Ingram	BUF	DB	2	56	28.0	31t	1
31t	A. Johnson	BUF	NT	2	9	4.5	5	0
31t	J. Johnson	CHI	CB	2	11	5.5	9	0
31t	Ta. Johnson	BUF	CB	2	23	11.5	23t	1
31t	Jones	LV	CB	2	53	26.5	29t	1
31t	Jones	IND	DB	2	5	2.5	5	0
31t	Kendricks	DAL	MLB	2	15	7.5	8	0
31t	Kohou	MIA	CB	2	2	1.0	2	0
31t	Lenoir	SF	CB	2	33	16.5	33	0
31t	Love	SEA	FS	2	26	13.0	26	0

2024 NATIONAL FOOTBALL LEAGUE

NFL INTERCEPTION LEADERS

RANK	PLAYER	TEAM	POS	INT	YARDS	AVG	LONG	TD
31t	McCollum	TB	CB	2	4	2.0	4	0
31t	McDuffie	KC	CB	2	0	0.0	0	0
31t	McMillian	DEN	CB	2	44	22.0	44t	1
31t	Metellus	MIN	SAF	2	16	8.0	12	0
31t	Moehrig	LV	SAF	2	28	14.0	16	0
31t	Mukuamu	DAL	SAF	2	20	10.0	15	0
31t	Murphy-Bunting	ARI	CB	2	2	1.0	2	0
31t	Ramsey	MIA	CB	2	7	3.5	7	0
31t	Rapp	BUF	FS	2	5	2.5	5	0
31t	*Sainristil	WAS	CB	2	38	19.0	38	0
31t	Simmons	ATL	FS	2	0	0.0	0	0
31t	Smith	MIN	FS	2	0	0.0	0	0
31t	*Smith	TB	SAF	2	0	0.0	0	0
31t	Spillane	LV	LB	2	0	0.0	0	0
31t	Stevenson	CHI	CB	2	43	21.5	43t	1
31t	Terrell	ATL	CB	2	1	0.5	1	0
31t	Van Ginkel	MIN	OLB	2	73	36.5	63t	2
31t	Ward	CLE	CB	2	0	0.0	0	0
31t	Ward	HOU	SAF	2	67	33.5	65t	1
31t	Warner	SF	MLB	2	70	35.0	45t	1
31t	A. Washington	BAL	SAF	2	33	16.5	32	0
31t	G. Williams	ARI	CB	2	0	0.0	0	0
31t	Womack	IND	CB	2	4	2.0	4	0
31t	Woolen	SEA	CB	2	4	2.0	4	0

2024 NATIONAL FOOTBALL LEAGUE

NFL SACK LEADERS

RANK	PLAYER	TEAM	POS	SACKS
1	Hendrickson	CIN	DE	13.5
2t	Garrett	CLE	DE	12.0
2t	Hunter	HOU	DE	12.0
4t	Bonitto	DEN	LB	11.5
4t	Watt	PIT	OLB	11.5
6t	Greenard	MIN	LB	11.0
6t	Van Ginkel	MIN	OLB	11.0
8t	Anderson	HOU	DE	10.5
8t	Van Noy	BAL	MLB	10.5
10	McDonald	NYJ	DE	10.0
11t	Fowler	WAS	LB	9.5
11t	Parsons	DAL	LB	9.5
13	Lawrence	NYG	DT	9.0
14t	Floyd	SF	DE	8.5
14t	Sieler	MIA	DE	8.5
14t	Walker	JAX	DE	8.5
17t	Burns	NYG	LB	8.0
17t	Cooper	DEN	LB	8.0
17t	Ca. Heyward	PIT	DT	8.0
17t	Landry	TEN	LB	8.0
17t	Luvu	WAS	LB	8.0
17t	Oweh	BAL	LB	8.0
17t	Z. Smith	CLE-DET	DE	8.0
17t	Sweat	PHI	LB	8.0
25t	Bresee	NO	DT	7.5
25t	Crosby	LV	DE	7.5
25t	Hutchinson	DET	DE	7.5
25t	Rousseau	BUF	DE	7.5
25t	Tuipulotu	LAC	LB	7.5
30t	Bosa	SF	DE	7.0
30t	D. Hall	SEA	LB	7.0
30t	Hines-Allen	JAX	DE	7.0
30t	P. Jones	MIN	LB	7.0
30t	Karlaftis	KC	DE	7.0
30t	Paye	IND	DE	7.0
30t	Turner	LAR	DT	7.0
30t	L. Williams	SEA	DE	7.0
38t	Buckner	IND	DT	6.5
38t	Gary	GB	DE	6.5
38t	Kancey	TB	DT	6.5
38t	Key	TEN	LB	6.5
38t	N. Smith	PHI	LB	6.5
43t	Dupree	LAC	OLB	6.0
43t	*Fiske	LAR	DT	6.0
43t	Highsmith	PIT	LB	6.0
43t	Mafe	SEA	LB	6.0
43t	Ojulari	NYG	LB	6.0
43t	*Robinson	MIA	LB	6.0
43t	Vea	TB	DT	6.0
43t	Quin. Williams	NYJ	NT	6.0
43t	Young	LAR	LB	6.0

2024 NATIONAL FOOTBALL LEAGUE

NFL LEADERS IN FUMBLE RECOVERIES

RANK	PLAYER	TEAM	POS	TOTAL	OWN TEAM	OPP TEAM
1	Mayfield	TB	QB	8	8	0
2	Richardson	IND	QB	6	6	0
3t	L. Jackson	BAL	QB	5	5	0
3t	Rush	DAL	QB	5	5	0
3t	G. Smith	SEA	QB	5	5	0
6t	*Maye	NE	QB	4	4	0
6t	Stevenson	NE	RB	4	4	0
8t	Carr	NO	QB	3	3	0
8t	D. Elliott	PIT	DB	3	0	3
8t	Fields	PIT	QB	3	3	0
8t	Herbert	LAC	QB	3	3	0
8t	*Irving	TB	RB	3	3	0
8t	Levis	TEN	QB	3	3	0
8t	Mason	SF	RB	3	3	0
8t	K. Murray	ARI	QB	3	3	0
8t	Robinson	ATL	RB	3	3	0
8t	Rodgers	NYJ	QB	3	3	0
8t	Stafford	LAR	QB	3	3	0
8t	Walker	SEA	RB	3	3	0
8t	Warren	PIT	RB	3	3	0
8t	Williams	BUF	LB	3	0	3
8t	Winston	CLE	QB	3	3	0

2024 NATIONAL FOOTBALL LEAGUE

NFL LEADERS IN RECOVERIES OF FUMBLES BY OWN TEAM

RANK	PLAYER	TEAM	POS	REC	YARDS	AVG	LONG	TD
1	Mayfield	TB	QB	8	0	0.0	0t	0
2	Richardson	IND	QB	6	0	0.0	0t	0
3t	L. Jackson	BAL	QB	5	-7	-1.4	0t	0
3t	Rush	DAL	QB	5	0	0.0	0t	0
3t	G. Smith	SEA	QB	5	0	0.0	0t	0
6t	*Maye	NE	QB	4	0	0.0	0t	0
6t	Stevenson	NE	RB	4	0	0.0	0t	0
8t	Carr	NO	QB	3	0	0.0	0t	0
8t	Fields	PIT	QB	3	0	0.0	0t	0
8t	Herbert	LAC	QB	3	0	0.0	0t	0
8t	*Irving	TB	RB	3	0	0.0	0t	0
8t	Levis	TEN	QB	3	0	0.0	0t	0
8t	Mason	SF	RB	3	-2	-0.7	0t	0
8t	K. Murray	ARI	QB	3	0	0.0	0t	0
8t	Robinson	ATL	RB	3	0	0.0	0t	0
8t	Rodgers	NYJ	QB	3	0	0.0	0t	0
8t	Stafford	LAR	QB	3	0	0.0	0t	0
8t	Walker	SEA	RB	3	-3	-1.0	0t	0
8t	Warren	PIT	RB	3	0	0.0	0t	0
8t	Winston	CLE	QB	3	0	0.0	0t	0

2024 NATIONAL FOOTBALL LEAGUE

NFL LEADERS IN RECOVERIES OF FUMBLES BY OPPOSING TEAM

RANK	PLAYER	TEAM	POS	REC	YARDS	AVG	LONG	TD
1t	D. Elliott	PIT	DB	3	10	3.3	10	0
1t	Williams	BUF	LB	3	0	0.0	0t	0
3t	Brooks	MIA	ILB	2	23	11.5	12	0
3t	K. Brooks	GB	DT	2	0	0.0	0t	0
3t	Byard	CHI	FS	2	0	0.0	0t	0
3t	Chinn	WAS	SAF	2	0	0.0	0t	0
3t	Clark	GB	NT	2	0	0.0	0t	0
3t	Collins	SF	DT	2	0	0.0	0t	0
3t	Davidson	NYG	DT	2	0	0.0	0t	0
3t	Davis	DET	CB	2	49	24.5	49	0
3t	Dean	PHI	LB	2	0	0.0	0t	0
3t	*DeJean	PHI	CB	2	0	0.0	0t	0
3t	Dexter	CHI	DT	2	0	0.0	0t	0
3t	Edwards	HOU	DE	2	0	0.0	0t	0
3t	*Fiske	LAR	DT	2	8	4.0	8	0
3t	Gay	NO	LB	2	4	2.0	4	0
3t	Gordon	CHI	CB	2	0	0.0	0t	0
3t	Ni. Herbig	PIT	LB	2	0	0.0	0t	0
3t	Hicks	CHI	SAF	2	28	14.0	19	0
3t	Jewell	CAR	ILB	2	0	0.0	0t	0
3t	Lammons	IND	DB	2	3	1.5	3	0
3t	Luvu	WAS	LB	2	5	2.5	5	0
3t	Moehrig	LV	SAF	2	0	0.0	0t	0
3t	Molden	LAC	CB	2	0	0.0	0t	0
3t	*Njongmeta	CIN	LB	2	0	0.0	0t	0
3t	Okereke	NYG	ILB	2	1	0.5	1	0
3t	Pratt	CIN	LB	2	9	4.5	9	0
3t	Simmons	TEN	DT	2	0	0.0	0t	0
3t	Skowronek	PIT	WR	2	0	0.0	0t	0
3t	N. Smith	PHI	LB	2	0	0.0	0t	0
3t	Tranquill	KC	LB	2	3	1.5	3	0
3t	Tuttle	CAR	DT	2	0	0.0	0t	0
3t	*Verse	LAR	LB	2	0	0.0	0t	0
3t	Wagner	WAS	MLB	2	0	0.0	0t	0
3t	Watt	PIT	OLB	2	0	0.0	0t	0
3t	Quin. Williams	NYJ	OLB	2	15	7.5	15	0
3t	L. Wilson	CIN	LB	2	10	5.0	10	0
3t	*P. Wilson	PIT	LB	2	22	11.0	21t	1
3t	Wyatt	GB	DT	2	0	0.0	0t	0

2024 NATIONAL FOOTBALL LEAGUE

NFL OFFENSIVE RANKS

BAL	BUF	CIN	CLE	DEN	HOU	IND	JAX	KC	LAC	LV	MIA	NE	NYJ	PIT	TEN		ARI	ATL	CAR	CHI	DAL	DET	GB	LAR	MIN	NO	NYG	PHI	SEA	SF	TB	WAS
1	7	10	25	22	20	21	26	13	24	28	17	29	23	19	27	TotYd/G	11	9	30	31	16	2	4	15	12	18	32	6	14	8	3	5
1	5	8	30	23	22	14	18	24	17	29	20	28	19	21	27	TotYd/P	7	10	26	31	25	2	3	15	12	16	32	11	13	4	6	9
2	9	29	27	19	18	8	26	15	23	32	24	14	31	11	21	RusYd/G	5	12	16	25	28	6	4	20	17	13	22	1	30	10	7	3
1	8	18	19	20	17	7	15	27	24	32	28	12	21	31	22	RusAvg	2	16	11	25	29	10	9	30	26	13	14	4	23	6	3	5
5	9	1	19	22	18	28	21	12	24	14	15	32	17	25	26	PasYd/G	20	6	30	27	10	2	11	13	8	23	29	31	4	7	3	16
1	4	9	31	22	24	18	20	21	15	27	19	29	23	14	26	PasAvg	12	7	28	30	25	3	2	11	6	17	32	13	16	5	8	10
2	5	6	29	17t	17t	31	25	13	1	23	8	20	7	4	32	%PasInt	12	30	28	3	15	14	22	10	21	16	19	9	26	24	27	11
4	1	16	30	3	25	12	6	15	27	21	17	26	11	24	29	Sac/PasP	5	8	13	32	10	9	2	7	28	14	22	31	23	18	19	20
2	6t	6t	21t	28	18	29	30t	5	30t	21t	11t	26	21t	19	21t	1D/G	11t	14	32	27	17	1	11t	10	9	21t	20	8	15	16	3	4
3	7	4	32	19	16	21	27	1	18	30	17	26	12	13	22	3D Eff	8	15	28	31	25	5	14	23	11	20	29	9	24	10	2	6
7t	1	15t	12t	12t	3t	11	21	3t	22	19	28	10	29t	25	32	4D Eff	29t	9	26	15t	31	6	18	7t	15t	24	20	5	23	27	14	2
9	8	30	12	1	23	10	6	13	4	15	17	2	25	7	28	PR Avg	16	18	29	20t	11	3	26	24	32	5	31	19	27	20t	22	14
21	27	12	31	13	8	6	29	18	11	4	15	26	3	32	20	KR Avg	10	19	28	9	1	2	5	23	30	17	24	25	14	16	22	7
20	25	7	5	17	16	3	4	10	22	9	18	2	15	21	6	GPunAvg	13	19	27	12	11	1	23	31	26	32	28	14	8	30	29	24
13	24	6	15	12	3	9	2	20	17	11	22	21	23	10	30	NPunAvg	4	29	16	19	18	1	14	28	25	27	26	7	5	31	32	8
3	2	6	31	10	13	21	28	11	18	29	23	30	24	12	25	Pts/G	14	19	26t	26t	20	1	7	17	9	22	32	8	15	16	5	4
30	23	28	32	6	15	13	4	8t	1	19t	7	27	31	2t	5	FG%	8t	29	12	18	14	10	19t	21	11	17	24t	26	16	22	2t	24t

NFL DEFENSIVE RANKS

BAL	BUF	CIN	CLE	DEN	HOU	IND	JAX	KC	LAC	LV	MIA	NE	NYJ	PIT	TEN		ARI	ATL	CAR	CHI	DAL	DET	GB	LAR	MIN	NO	NYG	PHI	SEA	SF	TB	WAS
16	23	28	19	9	4	29	32	3	15	12	8	21	6	11	5	TotYd/G	20	13	31	26	27	18	7	24	14	30	22	1	17	2	25	10
11	23	21	22	2	4	18	32	8	15	10	13	19	3	12	7	TotYd/P	24	17	28	31	30	27	6	26	9	29	25	1	14	5	20	16
1	14	21	19	5	11	28	20	3	17	13	6	24	16	8	23	RusYd/G	22	12	32	26	27	4	7	25	2	30	31	9	18	15	10	29
1	24	21	20	3	11	16	10	4	27	13	12	19	5	7	17	RusAvg	25	9	32	26	30	18	6	22	2	31	28	8	23	14	15	29
31	25	26	14	18	6	24	32	17	15	9	11	12	5	20	1	PasYd/G	13	21	10	23	22	27	8	19	29	28	7	2	16	3	30	4
19	16	22	27	3	2	24	32	11	6	12	14	28	5	15	8	PasAvg	20	18	25	31	29	21	7	30	13	23	26	1	10	4	17	9
24	10	9	31	7	2	4	30	16	8	23	22	25	29	3	12	%PasInt	26	19	21	15	6	11	5	17	1	13	32	20	18	14	28	27
8	25	30	12	3	5	20	31	23	10	24	26	29	7	16	21	Sac/PasP	9	32	27	15	1	28	6	22	14	17	2	11	18	13	19	4
26	29	30	1	14t	4t	27	31	6	9t	9t	4t	21t	21t	8	7	1D/G	25	17	32	18	23t	14t	12t	20	9t	28	12t	2	19	3	23t	16
23	29t	26	9	11	7t	29t	27	20	10	21	3	25	15	5	18t	3D Eff	29t	28	32	13t	4	1	7t	17	2	13t	22	6	12	24	18t	16
5t	9t	21	12	11	24t	13	19t	5t	29	30	22	9t	31	28	32	4D Eff	17	3	14	5t	24t	2	15	18	1	5t	16	26t	4	19t	26t	23
10	12	16	31	15	1	27	18	20	17	25	24	26	13	3	32	PR Avg	19	29	7	22	23	4	8	11	5	9	21	6	14	30	28	2
13	31	2	14	9	8	26	27	25	24	4	6	5	1	22	32	KR Avg	30	15	3	18	12	29	11	28	19	7	20	23	16	21	17	10
18	25	30	21	24	31	16	19	20	28	8	27	4	13	12	17	GPunAvg	22	1	6	14	9	29	23	10	26	2	15	5	7	32	3	11
25	13	31	12	11	32	8	14	21	30	4	17	1	16	6	20	NPunAvg	26	3	10	18	9	7	28	19	27	2	22	15	23	29	5	24
19t	11	28	26	4	9	23	29	3	1	27	10	24	15	7t	31	Pts/G	13t	19t	32	13t	30	7t	6	17	2	16	25	5	12	19t	22	18
22	9	15t	1	31	28	8	17	7	2	23	18	15t	24	4t	13	FG%	27	32	20t	20t	29t	19	26	25	4t	4t	12	10t	14	29t	3	10t
6	2	13	30	8	14	22	27	9	11t	28	20	26	23	11t	29	PPG Diff	15	19	32	24	25	1	3	17t	4	21	31	5	16	17t	10	7
2	10	16	25	19	11	26	31	8	23	22	12	27	18	15	20	Yd/G Diff	13	9	32	30	24	3	4	21	14	29	28	1	17	5	7	6

LAST WEEK'S GAME BOOK

National Football League Game Summary

NFL Copyright © 2024 by The National Football League. All rights reserved. This summary and play-by-play is for the express purpose of assisting media in their coverage of the game; any other use of this material is prohibited without the written permission of the National Football League.

Date: Thursday, 12/19/2024

Denver Broncos at Los Angeles Chargers

Start Time: 5:16 PM PST

at SoFi Stadium, Inglewood, CA

Game Day Weather

Game Weather: Clear

Temp: 64° F (17.8° C) Humidity: 56%, Wind: WSW 3 mph

Open Stadium on Matrix Turf

Outdoor Weather: Clear

Officials

Referee: Martin, Clay (19)

Umpire: Slaughter, Tab (110)

Down Judge: Phillips, Jerod (6)

Line Judge: Gallagher, Daniel (85)

Field Judge: Hawkshaw, Dave (107)

Side Judge: Ramsey III, Alonzo (80)

Back Judge: Wilson, Greg (119)

Replay Official: Adams, Chad (0)

Lineups

Denver Broncos				Los Angeles Chargers			
Offense		Defense		Offense		Defense	
WR	17 D.Vele	DT	93 D.Jones	WR	5 J.Palmer	DL	95 P.Ford
LT	72 G.Bolles	DT	98 J.Franklin-Myers	LT	70 R.Slater	DL	93 O.Ogbonnia
LG	74 B.Powers	DE	99 Z.Allen	LG	77 Z.Johnson	DL	56 M.Fox
C	60 L.Wattenberg	OLB	15 N.Bonitto	C	75 B.Bozeman	OLB	52 K.Mack
RG	77 Q.Meinerz	SLB	0 J.Cooper	RG	79 T.Pipkins	LB	6 D.Perryman
RT	69 M.McGlinchey	ILB	40 J.Strnad	RT	76 J.Alt	LB	0 D.Henley
OL	79 M.Peart	ILB	55 C.Barton	TE	84 S.Smartt	OLB	45 T.Tuipulotu
TE	82 A.Trautman	LCB	2 P.Surtain	WR	15 L.McConkey	CB	7 K.Fulton
QB	10 B.Nix	CB	27 D.Mathis	QB	10 J.Herbert	CB	29 T.Still
TE	45 N.Adkins	S	22 B.Jones	RB	4 G.Edwards	S	3 D.James
RB	23 A.Estime	S	6 P.Locke	FB	44 S.Matlock	S	23 T.Jefferson

Substitutions

CB 1 T.Smith, K 3 W.Lutz, P 9 R.Dixon, WR 14 C.Sutton, WR 16 T.Franklin, WR 19 M.Mims, FB 20 M.Burton, RB 25 B.Watson, DB 26 D.Key, CB 29 J.McMillian, CB 31 K.Abrams-Draine, RB 33 J.Williams, S 34 J.Skinner, LB 41 D.Sanders, ILB 42 Z.Cunningham, LS 48 M.Fraboni, OLB 52 J.Elliss, C 54 A.Forsyth, T 63 A.Palczewski, WR 84 L.Humphrey, TE 85 L.Krull, OLB 92 D.Tillman, DL 94 J.Jackson, DL 96 E.Uwazurike, DT 97 M.Roach

Substitutions

WR 1 Q.Johnston, WR 9 D.Chark, K 11 C.Dicker, WR 12 D.Davis, P 16 J.Scott, S 24 M.Maye, LB 25 J.Colson, RB 28 H.Haskins, RB 30 K.Vidal, LB 31 N.Niemann, DB 33 D.Leonard, CB 35 D.Bootle, DB 36 J.Taylor, S 40 K.Williamson, TE 42 T.Fisk, LB 43 T.Dye, LS 47 J.Harris, OLB 48 B.Dupree, C 62 S.Mustipher, OL 68 J.Salyer, T 73 F.Sarell, TE 88 H.Hurst, DT 90 T.Tart, DL 92 J.Eboigbe, OLB 97 J.Bosa

Did Not Play

QB 8 J.Stidham

Did Not Play

QB 8 T.Heinicke

Not Active

3QB 4 Z.Wilson, CB 21 R.Moss, RB 38 J.McLaughlin, CB 39 L.Wallace, ILB 56 L.Bailey, T 73 F.Crum, DE 91 M.Henningsen

Not Active

3QB 2 E.Stick, CB 20 C.Hart, CB 22 E.Molden, LB 58 S.Quarterman, OL 64 B.Jaimes, OL 71 J.McFadden, TE 81 W.Dissly

Field Goals (made () & missed)

W.Lutz		(41) (55)	C.Dicker		(37) (57)		
			1	2	3	4	OT
VISITOR:	Denver Broncos		7	14	3	3	0
HOME:	Los Angeles Chargers		7	6	6	15	0

Scoring Plays

Team	Qtr	Time	Play Description (Extra Point) (Drive Info)	Visitor	Home
Broncos	1	7:34	A.Estime 3 yd. run (W.Lutz kick) (10-72, 5:56)	7	0
Chargers	1	3:09	G.Edwards 1 yd. run (C.Dicker kick) (8-70, 4:25)	7	7
Broncos	2	12:17	M.Burton 1 yd. pass from B.Nix (W.Lutz kick) (12-70, 5:52)	14	7
Chargers	2	8:50	C.Dicker 37 yd. Field Goal (8-51, 3:27)	14	10
Broncos	2	6:22	D.Vele 6 yd. pass from B.Nix (W.Lutz kick) (6-70, 2:28)	21	10
Chargers	2	0:00	C.Dicker 57 yd. Field Goal (1-0, 0:00)	21	13
Broncos	3	8:31	W.Lutz 41 yd. Field Goal (11-47, 6:29)	24	13
Chargers	3	2:58	G.Edwards 5 yd. run (run failed) (10-70, 5:33)	24	19
Chargers	4	12:23	D.Davis 19 yd. pass from J.Herbert (J.Herbert-J.Palmer pass) (7-78, 3:22)	24	27

National Football League Game Summary

NFL Copyright © 2024 by The National Football League. All rights reserved. This summary and play-by-play is for the express purpose of assisting media in their coverage of the game; any other use of this material is prohibited without the written permission of the National Football League.

Chargers	4	2:27	H.Haskins 34 yd. pass from J.Herbert (C.Dicker kick) (6-90, 2:01)	24	34
Broncos	4	0:57	W.Lutz 55 yd. Field Goal (7-33, 1:30)	27	34
Paid Attendance: 70,240				Time: 3:03	

Final Individual Statistics

Denver Broncos										Los Angeles Chargers									
RUSHING						RUSHING						RUSHING							
	ATT	YDS	AVG	LG	TD		ATT	YDS	AVG	LG	TD		ATT	YDS	AVG	LG	TD		
A.Estime	9	48	5.3	9	1	G.Edwards	14	68	4.9	43	2	J.Herbert	8	28	3.5	18	0		
B.Nix	3	25	8.3	15	0	K.Vidal	5	24	4.8	19	0	D.Davis	1	-3	-3.0	-3	0		
J.Williams	4	24	6.0	15	0	Total	28	117	4.2	43	2								
B.Watson	4	10	2.5	7	0														
M.Mims	1	3	3.0	3	0														
Total	21	110	5.2	15	1														
PASSING										PASSING									
	ATT	CMP	YDS	SK/YD	TD	LG	IN	RT		ATT	CMP	YDS	SK/YD	TD	LG	IN	RT		
B.Nix	40	29	263	2/18	2	53	0	106.6	J.Herbert	31	23	284	2/21	2	34	1	110.1		
Total	40	29	263	2/18	2	53	0	106.6	Total	31	23	284	2/21	2	34	1	110.1		
PASS RECEIVING										PASS RECEIVING									
	TAR	REC	YDS	AVG	LG	TD				TAR	REC	YDS	AVG	LG	TD				
J.Williams	11	7	29	4.1	12	0	L.McConkey	6	6	87	14.5	27	0						
C.Sutton	6	5	50	10.0	18	0	J.Palmer	6	3	41	13.7	24	0						
M.Mims	5	3	62	20.7	53	0	S.Smartt	3	3	37	12.3	19	0						
L.Krull	3	3	21	7.0	10	0	Q.Johnston	6	3	18	6.0	6	0						
M.Burton	3	3	19	6.3	13	1	H.Haskins	2	2	39	19.5	34	1						
T.Franklin	3	2	25	12.5	18	0	D.Davis	2	2	31	15.5	19	1						
D.Vele	3	2	21	10.5	15	1	S.Matlock	1	1	10	10.0	10	0						
N.Adkins	2	2	18	9.0	13	0	T.Fisk	1	1	10	10.0	10	0						
B.Watson	2	1	13	13.0	13	0	H.Hurst	1	1	8	8.0	8	0						
A.Trautman	1	1	5	5.0	5	0	G.Edwards	2	1	3	3.0	3	0						
Total	39	29	263	9.1	53	2	Total	30	23	284	12.3	34	2						
INTERCEPTIONS										INTERCEPTIONS									
	NO	YDS	AVG	LG	TD					NO	YDS	AVG	LG	TD					
K.Abrams-Draine	1	17	17.0	17	0														
Total	1	17	17.0	17	0	Total				0	0	0	0	0					
PUNTING										PUNTING									
	NO	YDS	AVG	NET	TB	IN20	LG		NO	YDS	AVG	NET	TB	IN20	LG				
R.Dixon	5	228	45.6	42.2	0	2	51	J.Scott	3	125	41.7	41.7	0	0	46				
Total	5	228	45.6	42.2	0	2	51	Total	3	125	41.7	41.7	0	0	46				
PUNT RETURNS										PUNT RETURNS									
	NO	YDS	AVG	FC	LG	TD			NO	YDS	AVG	FC	LG	TD					
M.Mims	0	0	0.0	3	0	0	D.Davis	1	17	17.0	2	17	0						
							[DOWNED]	1	0	0.0	0	0	0						
							[OUT OF BOUNDS]	1	0	0.0	0	0	0						
Total	0	0	0.0	3	0	0	Total	1	17	17.0	2	17	0						
KICKOFF RETURNS										KICKOFF RETURNS									
	NO	YDS	AVG	FC	LG	TD			NO	YDS	AVG	FC	LG	TD					
[TOUCHBACK]	6	0	0.0	0	0	0	[TOUCHBACK]	5	0	0.0	0	0	0						
Total	0	0	0.0	0	0	0	Total	0	0	0.0	0	0	0						

Denver Broncos

FUMBLES	FUM	LOST	OWN-REC	YDS	TD	FORCED	OPP-REC	YDS	TD	OUT-BDS
B.Nix	1	0	0	-2	0	0	0	0	0	0
M.Mims	0	0	1	0	0	0	0	0	0	0
M.Roach	0	0	0	0	0	1	0	0	0	0
Total	1	0	1	-2	0	1	0	0	0	0

Los Angeles Chargers

FUMBLES	FUM	LOST	OWN-REC	YDS	TD	FORCED	OPP-REC	YDS	TD	OUT-BDS
K.Vidal	1	0	1	0	0	0	0	0	0	0
Total	1	0	1	0	0	0	0	0	0	0

Denver Broncos vs Los Angeles Chargers
12/19/2024 at SoFi Stadium

Final Team Statistics

	Visitor Broncos	Home Chargers
TOTAL FIRST DOWNS	22	23
By Rushing	7	7
By Passing	14	14
By Penalty	1	2
THIRD DOWN EFFICIENCY	5-13-38.5%	6-12-50.0%
FOURTH DOWN EFFICIENCY	2-2-100.0%	0-1-0.0%
TOTAL NET YARDS	355	380
Total Offensive Plays (inc. times thrown passing)	63	61
Average gain per offensive play	5.6	6.2
NET YARDS RUSHING	110	117
Total Rushing Plays	21	28
Average gain per rushing play	5.2	4.2
Tackles for a loss-number and yards	3-4	3-8
NET YARDS PASSING	245	263
Times thrown - yards lost attempting to pass	2-18	2-21
Gross yards passing	263	284
PASS ATTEMPTS-COMPLETIONS-HAD INTERCEPTED	40-29-0	31-23-1
Avg gain per pass play (inc.# thrown passing)	5.8	8.0
KICKOFFS Number-In End Zone-Touchbacks	6-5-5	6-6-6
PUNTS Number and Average	5-45.6	3-41.7
Had Blocked	0	0
FGs - PATs Had Blocked	0-0	0-0
Net Punting Average	42.2	41.7
TOTAL RETURN YARDAGE (Not Including Kickoffs)	17	17
No. and Yards Punt Returns	0-0	1-17
No. and Yards Kickoff Returns	0-0	0-0
No. and Yards Interception Returns	1-17	0-0
PENALTIES Number and Yards	7-61	2-8
FUMBLES Number and Lost	1-0	1-0
TOUCHDOWNS	3	4
Rushing	1	2
Passing	2	2
EXTRA POINTS Made-Attempts	3-3	3-4
Kicking Made-Attempts	3-3	2-2
Passing Made-Attempts	0-0	1-1
Rushing Made-Attempts	0-0	0-1
FIELD GOALS Made-Attempts	2-2	2-2
RED ZONE EFFICIENCY	3-3-100%	3-4-75%
GOAL TO GO EFFICIENCY	3-3-100%	2-2-100%
SAFETIES	0	0
FINAL SCORE	27	34
TIME OF POSSESSION	32:23	27:37

Denver Broncos vs Los Angeles Chargers 12/19/2024 at SoFi Stadium															
Ball Possession And Drive Chart															
Denver Broncos															
#	Time Recd	Time Lost	Time Poss	How Ball Obtained	Drive Began	# Play	Yds Gain	Yds Pen	Net Yds	1st Down	Last Scrm	How Given Up			
1	13:30	7:34	5:56	Punt	DEN 28	10	74	-2	72	6	* LAC 3	Touchdown			
2	3:09	12:17	5:52	Kickoff	DEN 30	12	70	0	70	6	* LAC 1	Touchdown			
3	8:50	6:22	2:28	Kickoff	DEN 30	6	75	-5	70	3	* LAC 6	Touchdown			
4	5:00	2:34	2:26	Punt	DEN 22	4	19	0	19	1	DEN 41	Punt			
5	0:41	0:00	0:41	Interception	DEN 18	3	-2	0	-2	0	DEN 16	Punt			
6	15:00	8:31	6:29	Kickoff	DEN 30	11	47	0	47	2	LAC 23	Field Goal			
7	2:58	0:45	2:13	Kickoff	DEN 30	3	3	0	3	0	DEN 33	Punt			
8	12:23	9:48	2:35	Kickoff	DEN 30	6	20	0	20	1	50	Punt			
9	6:41	4:28	2:13	Punt	DEN 45	3	4	0	4	0	DEN 49	Punt			
10	2:27	0:57	1:30	Kickoff	DEN 30	7	43	-10	33	3	LAC 37	Field Goal			
(293) Average DEN 29															
Los Angeles Chargers															
#	Time Recd	Time Lost	Time Poss	How Ball Obtained	Drive Began	# Play	Yds Gain	Yds Pen	Net Yds	1st Down	Last Scrm	How Given Up			
1	15:00	13:30	1:30	Kickoff	LAC 30	3	4	0	4	0	LAC 34	Punt			
2	7:34	3:09	4:25	Kickoff	LAC 30	8	70	0	70	4	* DEN 1	Touchdown			
3	12:17	8:50	3:27	Kickoff	LAC 30	8	51	0	51	2	* DEN 19	Field Goal			
4	6:22	5:00	1:22	Kickoff	LAC 30	3	7	0	7	0	LAC 37	Punt			
5	2:34	0:41	1:53	Punt	LAC 25	7	49	0	49	3	DEN 26	Interception			
6	0:00	0:00	0:00	Punt	DEN 47	1	0	0	0	0	DEN 47	Field Goal			
7	8:31	2:58	5:33	Kickoff	LAC 30	10	64	6	70	5	* DEN 5	Touchdown			
8	0:45	12:23	3:22	Punt	LAC 22	7	58	20	78	5	* DEN 19	Touchdown			
9	9:48	6:41	3:07	Punt	LAC 5	6	4	0	4	1	LAC 9	Punt			
10	4:28	2:27	2:01	Punt	LAC 10	6	90	0	90	3	DEN 34	Touchdown			
11	0:57	0:00	0:57	Kickoff	DEN 46	4	-17	-5	-22	0	LAC 32	Downs			
(319) Average LAC 29															
* inside opponent's 20															
Time of Possession by Quarter									1st	2nd	3rd	4th	OT	Total	
Visitor	Denver Broncos								9:05	8:18	8:42	6:18		32:23	
Home	Los Angeles Chargers								5:55	6:42	6:18	8:42		27:37	
Kickoff Drive No.-Start Average									Broncos: 6 - DEN 30					Chargers: 5 - LAC 30	

Final Defensive Statistics

Denver Broncos	Regular Defensive Plays												Special Teams					Misc			
	TKL	AST	COMB	SK	/ YDS	TFL	Q	IN	PD	FF	FR		TKL	AST	FF	FR	BL	TKL	AST	FF	FR
B.Jones	7	3	10	0	0	0	1	0	1	0	0		0	0	0	0	0	0	0	0	0
C.Barton	5	2	7	0	0	1	0	0	0	0	0		0	0	0	0	0	0	0	0	0
P.Locke	2	4	6	0	0	0	0	0	0	0	0		0	0	0	0	0	0	0	0	0
Z.Allen	3	1	4	0	0	1	4	0	0	0	0		0	0	0	0	0	0	0	0	0
K.Abrams-Draine	3	1	4	0	0	0	0	1	1	0	0		0	0	0	0	0	0	0	0	0
P.Surtain	3	1	4	0	0	0	0	0	0	0	0		0	0	0	0	0	0	0	0	0
J.Strnad	3	1	4	0	0	0	0	0	0	0	0		0	0	0	0	0	0	0	0	0
J.McMillian	2	1	3	0	0	0	0	0	0	0	0		0	0	0	0	0	0	0	0	0
E.Uwazurike	2	1	3	0	0	0	0	0	0	0	0		0	0	0	0	0	0	0	0	0
J.Elliss	2	1	3	0	0	1	0	0	0	0	0		0	0	0	0	0	0	0	0	0
D.Tillman	1	1	2	1	10	1	1	0	0	0	0		0	0	0	0	0	0	0	0	0
D.Jones	1	1	2	0	0	0	0	0	1	0	0		0	0	0	0	0	0	0	0	0
N.Bonitto	1	1	2	0	0	0	0	0	0	0	0		0	0	0	0	0	0	0	0	0
M.Roach	0	2	2	0	0	0	0	0	0	1	0		0	0	0	0	0	0	0	0	0
D.Sanders	1	0	1	1	11	1	1	0	0	0	0		0	1	0	0	0	0	0	0	0
J.Franklin-Myers	0	1	1	0	0	0	0	0	0	0	0		0	0	0	0	0	0	0	0	0
J.Cooper	0	0	0	0	0	0	1	0	1	0	0		0	0	0	0	0	0	0	0	0
J.Skinner	0	0	0	0	0	0	0	0	0	0	0		0	1	0	0	0	0	0	0	0
M.Mims	0	0	0	0	0	0	0	0	0	0	0		0	0	0	0	0	0	0	1	
Total	36	22	58	2	21	5	8	1	4	1	0		0	2	0	0	0	0	0	0	1

TKL = Tackle AST = Assist COMB = Combined QH=QB Hit IN = Interception PD = Pass Defense FF = Forced Fumble FR = Fumble Recovery

Los Angeles Chargers	Regular Defensive Plays												Special Teams					Misc			
	TKL	AST	COMB	SK	/ YDS	TFL	QH	IN	PD	FF	FR		TKL	AST	FF	FR	BL	TKL	AST	FF	FR
D.Henley	7	3	10	0	0	1	0	0	0	0	0		0	0	0	0	0	0	0	0	0
T.Jefferson	4	3	7	0	0	0	0	0	0	0	0		0	0	0	0	0	0	0	0	0
K.Fulton	6	0	6	0	0	0	0	0	0	0	0		0	0	0	0	0	0	0	0	0
D.James	4	1	5	0	0	0	0	0	0	0	0		0	0	0	0	0	0	0	0	0
T.Tart	3	1	4	0	0	1	0	0	0	0	0		0	0	0	0	0	0	0	0	0
T.Still	3	0	3	0	0	0	0	0	1	0	0		0	0	0	0	0	0	0	0	0
J.Bosa	2	1	3	1	8	1	1	0	0	0	0		0	0	0	0	0	0	0	0	0
T.Tuipulotu	2	0	2	0	0	0	2	0	0	0	0		0	0	0	0	0	0	0	0	0
P.Ford	2	0	2	0	0	2	0	0	1	0	0		0	0	0	0	0	0	0	0	0
J.Taylor	2	0	2	0	0	0	0	0	0	0	0		0	0	0	0	0	0	0	0	0
M.Fox	2	0	2	0	0	0	0	0	0	0	0		0	0	0	0	0	0	0	0	0
B.Dupree	1	1	2	1	10	1	1	0	0	0	0		0	0	0	0	0	0	0	0	0
M.Maye	1	1	2	0	0	0	0	0	0	0	0		0	0	0	0	0	0	0	0	0
J.Colson	1	1	2	0	0	0	0	0	0	0	0		0	0	0	0	0	0	0	0	0
D.Perryman	1	0	1	0	0	0	0	0	0	0	0		0	0	0	0	0	0	0	0	0
J.Eboigbe	1	0	1	0	0	0	0	0	0	0	0		0	0	0	0	0	0	0	0	0
K.Williamson	1	0	1	0	0	0	0	0	0	0	0		0	0	0	0	0	0	0	0	0
K.Mack	0	1	1	0	0	0	0	0	1	0	0		0	0	0	0	0	0	0	0	0
D.Leonard	0	0	0	0	0	0	0	0	1	0	0		0	0	0	0	0	0	0	0	0
L.McConkey	0	0	0	0	0	0	0	0	0	0	0		0	0	0	0	0	1	0	0	0
K.Vidal	0	0	0	0	0	0	0	0	0	0	0		0	0	0	0	0	0	0	0	1
Total	43	13	56	2	18	6	4	0	4	0	0		0	0	0	0	0	1	0	0	1

Denver Broncos vs Los Angeles Chargers
12/19/2024 at SoFi Stadium

First Half Summary

PERIOD SCORES

Broncos	7	14	=	21
Chargers	7	6	=	13

TIME OF POSSESSION

Broncos	17:23
Chargers	12:37

Scoring Plays

Team	Qtr	Time	Play Description (Extra Point) (Drive Info)	Visitor	Home
Broncos	1	7:34	A.Estime 3 yd. run (W.Lutz kick) (10-72, 5:56)	7	0
Chargers	1	3:09	G.Edwards 1 yd. run (C.Dicker kick) (8-70, 4:25)	7	7
Broncos	2	12:17	M.Burton 1 yd. pass from B.Nix (W.Lutz kick) (12-70, 5:52)	14	7
Chargers	2	8:50	C.Dicker 37 yd. Field Goal (8-51, 3:27)	14	10
Broncos	2	6:22	D.Vele 6 yd. pass from B.Nix (W.Lutz kick) (6-70, 2:28)	21	10
Chargers	2	0:00	C.Dicker 57 yd. Field Goal (1-0, 0:00)	21	13

	Denver Broncos	Los Angeles Chargers
TOTAL FIRST DOWNS	16	9
First Downs Rushing-Passing-by Penalty	7 - 8 - 1	3 - 6 - 0
THIRD DOWN EFFICIENCY	3-5-60.0%	3-6-50.0%
TOTAL NET YARDS	236	181
Total Offensive Plays	35	28
NET YARDS RUSHING	89	41
NET YARDS PASSING	147	140
Gross Yards Passing	155	140
Times thrown-yards lost attempting to pass	1-8	0-0
Pass Attempts-Completions-Had Intercepted	21 - 15 - 0	15 - 12 - 1
Punts-Number and Average	2 - 48.5	2 - 39.5
Penalties-Number and Yards	3 - 25	1 - 3
Fumbles-Number and Lost	0 - 0	0 - 0
Red Zone Efficiency	3-3-100%	1-2-50%
Average Drive Start	DEN 26	LAC 33

Denver Broncos

Los Angeles Chargers

RUSHING	ATT	YDS	AVG	LG	TD	RUSHING	ATT	YDS	AVG	LG	TD
A.Estime	5	30	6.0	9	1	K.Vidal	2	22	11.0	19	0
B.Nix	2	25	12.5	15	0	G.Edwards	8	18	2.3	6	1
J.Williams	3	22	7.3	15	0	J.Herbert	2	4	2.0	2	0
B.Watson	2	9	4.5	7	0	D.Davis	1	-3	-3.0	-3	0
M.Mims	1	3	3.0	3	0						
Total	13	89	6.8	15	1	Total	13	41	3.2	19	1

PASSING	ATT	CMP	YDS	SK/YD	TD	LG	IN	RT	PASSING	ATT	CMP	YDS	SK/YD	TD	LG	IN	RT
B.Nix	21	15	155	1/8	2	53	0	124.1	J.Herbert	15	12	140	0/0	0	27	1	77.8
Total	21	15	155	1/8	2	53	0	124.1	Total	15	12	140	0/0	0	27	1	77.8

PASS RECEIVING	TAR	REC	YDS	AVG	LG	TD	PASS RECEIVING	TAR	REC	YDS	AVG	LG	TD
J.Williams	7	4	14	3.5	12	0	L.McConkey	3	3	57	19.0	27	0
C.Sutton	4	3	34	11.3	18	0	J.Palmer	5	2	29	14.5	24	0
M.Mims	2	2	54	27.0	53	0	S.Smartt	2	2	18	9.0	12	0
D.Vele	3	2	21	10.5	15	1	D.Davis	1	1	12	12.0	12	0
M.Burton	2	2	6	3.0	5	1	S.Matlock	1	1	10	10.0	10	0
N.Adkins	1	1	13	13.0	13	0	Q.Johnston	1	1	6	6.0	6	0
B.Watson	1	1	13	13.0	13	0	H.Haskins	1	1	5	5.0	5	0
T.Franklin	1	0	0	0.0	0	0	G.Edwards	1	1	3	3.0	3	0
Total	21	15	155	10.3	53	2	Total	15	12	140	11.7	27	0

Denver Broncos

Regular Defensive Plays

Special Teams

Misc

12/19/2024 at SoFi Stadium

[illegible]

Play By Play

First Quarter

12/19/2024

DEN wins the coin toss and elects to defer. LAC elects to Receive, and DEN elects to defend the north goal.

W.Lutz kicks 65 yards from DEN 35 to end zone, Touchback to the LAC 30.

Los Angeles Chargers at 15:00

- 1-10-LAC 30 (15:00) G.Edwards up the middle to LAC 34 for 4 yards (B.Jones; D.Jones).
- 2-6-LAC 34 (14:26) (Shotgun) J.Herbert pass short right to G.Edwards pushed ob at LAC 37 for 3 yards (B.Jones).
- 3-3-LAC 37 (13:56) D.Davis left end to LAC 34 for -3 yards (C.Barton).
- Penalty on LAC-R.Slater, Offensive Holding, declined.
- 4-6-LAC 34 (13:37) J.Scott punts 38 yards to DEN 28, Center-J.Harris, fair catch by M.Mims.

Denver Broncos at 13:30

- 1-10-DEN 28 (13:30) M.Pearl reported in as eligible. A.Estime right tackle to DEN 34 for 6 yards (D.Henley).
- 2-4-DEN 34 (12:56) (Shotgun) J.Williams left guard to DEN 40 for 6 yards (M.Maye; D.James). R1
- 1-10-DEN 40 (12:16) M.Mims right end pushed ob at DEN 43 for 3 yards (K.Fulton).
- 2-7-DEN 43 (11:42) (Shotgun) B.Nix pass short middle to M.Burton to DEN 48 for 5 yards (D.Henley).
- 3-2-DEN 48 (10:59) (Shotgun) J.Williams right guard to LAC 37 for 15 yards (T.Jefferson; D.Henley). R2
- 1-10-LAC 37 (10:18) B.Nix pass short right to N.Adkins pushed ob at LAC 24 for 13 yards (D.Perryman). P3
- 1-10-LAC 24 (9:44) A.Estime right guard to LAC 21 for 3 yards (B.Dupree; D.Henley).
- 2-7-LAC 21 (9:05) B.Watson right guard to LAC 14 for 7 yards (M.Maye). R4
- 1-10-LAC 14 (8:19) (Shotgun) PENALTY on DEN-B.Powers, False Start, 5 yards, enforced at LAC 14 - No Play.
- 1-15-LAC 19 (7:58) (Shotgun) B.Nix pass short right to B.Watson ran ob at LAC 6 for 13 yards (T.Jefferson).
- PENALTY on LAC-T.Jefferson, Unnecessary Roughness, 3 yards, enforced at LAC 6. X5
- 1-3-LAC 3 (7:37) A.Estime right guard for 3 yards, TOUCHDOWN. R6
- W.Lutz extra point is GOOD, Center-M.Fraboni, Holder-R.Dixon.

Timeout at 07:34.

DEN 7 LAC 0, 10 plays, 72 yards, 1 penalty, 5:56 drive, 7:26 elapsed

W.Lutz kicks 65 yards from DEN 35 to end zone, Touchback to the LAC 30.

Los Angeles Chargers at 7:34

- 1-10-LAC 30 (7:34) J.Herbert pass short right to S.Matlock to LAC 40 for 10 yards (Z.Allen). P1
- 1-10-LAC 40 (6:51) (Shotgun) G.Edwards right tackle to LAC 46 for 6 yards (B.Jones).
- 2-4-LAC 46 (6:17) K.Vidal left tackle to DEN 35 for 19 yards (B.Jones). R2
- 1-10-DEN 35 (5:33) G.Edwards up the middle to DEN 33 for 2 yards (C.Barton).
- ** Injury Update: LAC-M.Maye return is Questionable.
- 2-8-DEN 33 (4:48) J.Herbert pass short right to Q.Johnston to DEN 27 for 6 yards (J.McMillian; K.Abrams-Draine).
- 3-2-DEN 27 (4:13) (No Huddle, Shotgun) J.Herbert pass deep left to J.Palmer to DEN 3 for 24 yards (B.Jones, P.Locke). P3
- Penalty on DEN-N.Bonitto, Defensive Offside, declined.
- 1-3-DEN 3 (3:51) G.Edwards up the middle to DEN 1 for 2 yards (E.Uwazurike).
- 2-1-DEN 1 (3:15) S.Mustipher reported in as eligible. G.Edwards right guard for 1 yard, TOUCHDOWN. R4
- C.Dicker extra point is GOOD, Center-J.Harris, Holder-J.Scott.

Timeout at 03:09.

DEN 7 LAC 7, 8 plays, 70 yards, 4:25 drive, 11:51 elapsed

C.Dicker kicks 65 yards from LAC 35 to end zone, Touchback to the DEN 30.

Denver Broncos at 3:09

- 1-10-DEN 30 (3:09) (Shotgun) B.Nix pass short left to J.Williams to DEN 31 for 1 yard (K.Fulton).
- 2-9-DEN 31 (2:24) (Shotgun) B.Nix pass incomplete short left to T.Franklin.
- 3-9-DEN 31 (2:19) (Shotgun) B.Nix scrambles up the middle to DEN 41 for 10 yards (D.Henley). R7
- 1-10-DEN 41 (1:40) A.Estime right guard to 50 for 9 yards (J.Eboigbe).
- 2-1-50 (:54) B.Watson right guard to LAC 48 for 2 yards (T.Tart). R8
- 1-10-LAC 48 (:15) (Shotgun) B.Nix pass incomplete short right to J.Williams (K.Mack).
- 2-10-LAC 48 (:12) (Shotgun) B.Nix pass short left to D.Vele pushed ob at LAC 33 for 15 yards (J.Taylor). P9

Denver Broncos vs Los Angeles Chargers at SoFi Stadium								
END OF QUARTER	Score	Time	First Downs				Efficiencies	
		Poss	R	P	X	T	3 Down	4 Down
Denver Broncos	7	9:05	6	2	1	9	2/2	0/0
Los Angeles Chargers	7	5:55	2	2	0	4	1/2	0/0

Second Quarter

12/19/2024

Play By Play

Denver Broncos continued.

<u>1-10-LAC 33</u>	(15:00) (Shotgun) B.Nix pass short left to C.Sutton to LAC 29 for 4 yards (K.Fulton).	
2-6-LAC 29	(14:20) (Shotgun) B.Nix pass deep right to C.Sutton to LAC 11 for 18 yards (T.Jefferson).	P10
<u>1-10-LAC 11</u>	(13:42) A.Estime right tackle to LAC 2 for 9 yards (D.James).	
2-1-LAC 2	(12:55) (Shotgun) B.Nix pass short left to M.Mims pushed ob at LAC 1 for 1 yard (K.Fulton).	P11
<u>1-1-LAC 1</u>	(12:22) M.Peart reported in as eligible. B.Nix pass short right to M.Burton for 1 yard, TOUCHDOWN.	P12
W.Lutz extra point is GOOD, Center-M.Fraboni, Holder-R.Dixon.		

Timeout at 12:17.

DEN 14 LAC 7, 12 plays, 70 yards, 5:52 drive, 2:43 elapsed
--

W.Lutz kicks 65 yards from DEN 35 to end zone, Touchback to the LAC 30.

Los Angeles Chargers at 12:17

1-10-LAC 30	(12:17) (Shotgun) J.Herbert pass short left to L.McConkey ran ob at DEN 43 for 27 yards (P.Locke).	P5
<u>1-10-DEN 43</u>	(11:41) (Shotgun) K.Vidal left tackle to DEN 40 for 3 yards (E.Uwazurike).	
2-7-DEN 40	(11:06) (Shotgun) J.Herbert scrambles up the middle to DEN 38 for 2 yards (N.Bonitto).	
3-5-DEN 38	(10:45) (No Huddle, Shotgun) J.Herbert pass short left to S.Smartt pushed ob at DEN 26 for 12 yards (P.Locke).	P6
<u>1-10-DEN 26</u>	(10:12) (Shotgun) G.Edwards left end to DEN 23 for 3 yards (J.Elliss).	
2-7-DEN 23	(9:37) (Shotgun) J.Herbert pass short left to S.Smartt pushed ob at DEN 17 for 6 yards (C.Barton).	
3-1-DEN 17	(9:30) G.Edwards left tackle to DEN 19 for -2 yards (Z.Allen).	
4-3-DEN 19	(8:53) C.Dicker 37 yard field goal is GOOD, Center-J.Harris, Holder-J.Scott.	

Timeout at 08:50.

DEN 14 LAC 10, 8 plays, 51 yards, 3:27 drive, 6:10 elapsed
--

C.Dicker kicks 65 yards from LAC 35 to end zone, Touchback to the DEN 30.

Denver Broncos at 8:50

1-10-DEN 30	(8:50) (Shotgun) B.Nix pass short right to J.Williams to DEN 34 for 4 yards (T.Tart).	
2-6-DEN 34	(8:14) (Shotgun) <i>PENALTY on DEN-B.Powers, False Start, 5 yards, enforced at DEN 34 - No Play.</i>	
2-11-DEN 29	(7:58) (Shotgun) B.Nix pass incomplete short right to C.Sutton (P.Ford).	
3-11-DEN 29	(7:55) (Shotgun) B.Nix pass short right to J.Williams to DEN 41 for 12 yards (T.Still).	P13
<u>1-10-DEN 41</u>	(7:12) (Shotgun) B.Nix pass short left to M.Mims pushed ob at LAC 6 for 53 yards (D.James).	P14
<u>1-6-LAC 6</u>	(6:30) B.Nix pass incomplete short right to J.Williams.	
2-6-LAC 6	(6:26) (Shotgun) B.Nix pass short left to D.Vele for 6 yards, TOUCHDOWN.	P15
W.Lutz extra point is GOOD, Center-M.Fraboni, Holder-R.Dixon.		

Timeout at 06:22.

DEN 21 LAC 10, 6 plays, 70 yards, 2:28 drive, 8:38 elapsed
--

W.Lutz kicks 65 yards from DEN 35 to end zone, Touchback to the LAC 30.

Los Angeles Chargers at 6:22

1-10-LAC 30	(6:22) G.Edwards right guard to LAC 32 for 2 yards (D.Jones).	
2-8-LAC 32	(5:42) (Shotgun) J.Herbert pass short right to J.Palmer pushed ob at LAC 37 for 5 yards (P.Surtain).	
3-3-LAC 37	(5:12) (Shotgun) J.Herbert pass incomplete deep right to J.Palmer (B.Jones).	
4-3-LAC 37	(5:07) J.Scott punts 41 yards to DEN 22, Center-J.Harris, fair catch by M.Mims.	

Timeout at 05:00.

Denver Broncos at 5:00

1-10-DEN 22	(5:00) B.Nix scrambles right end ran ob at DEN 37 for 15 yards (J.Colson).	R16
<u>1-10-DEN 37</u>	(4:22) (Shotgun) B.Nix sacked at DEN 29 for -8 yards (J.Bosa).	
Timeout #1 by DEN at 03:36.		
2-18-DEN 29	(3:36) (Shotgun) B.Nix pass short middle to C.Sutton to DEN 41 for 12 yards (T.Still).	
3-6-DEN 41	(2:49) (Shotgun) B.Nix pass incomplete short left to D.Vele (D.Leonard).	
4-6-DEN 41	(2:45) R.Dixon punts 51 yards to LAC 8, Center-M.Fraboni. D.Davis to LAC 25 for 17 yards (D.Sanders; J.Skinner).	

Los Angeles Chargers at 2:34

1-10-LAC 25	(2:34) (Shotgun) J.Herbert pass short right to D.Davis to LAC 37 for 12 yards (B.Jones) [Z.Allen].	P7
<u>1-10-LAC 37</u>	(2:09) (No Huddle, Shotgun) J.Herbert pass short middle to H.Haskins to LAC 42 for 5 yards (C.Barton).	

Denver Broncos vs Los Angeles Chargers at SoFi Stadium

Two-Minute Warning

2-5-LAC 42	(2:00) (Shotgun) J.Herbert pass deep left to L.McConkey to DEN 37 for 21 yards (B.Jones).	P8
1-10-DEN 37	(1:34) (No Huddle, Shotgun) J.Herbert pass incomplete deep right to J.Palmer.	
2-10-DEN 37	(1:30) (Shotgun) J.Herbert pass short left to L.McConkey to DEN 27 for 10 yards (P.Locke; B.Jones). The Replay Official reviewed the first down ruling, and the play was REVERSED.	
3-1-DEN 28	(Shotgun) J.Herbert pass short left to L.McConkey to DEN 28 for 9 yards (P.Locke; B.Jones). (1:12) J.Herbert up the middle to DEN 26 for 2 yards (Z.Allen).	R9
1-10-DEN 26	(:50) (No Huddle, Shotgun) J.Herbert pass deep middle intended for J.Palmer INTERCEPTED by K.Abrams-Draine at DEN 1. K.Abrams-Draine ran ob at DEN 18 for 17 yards (L.McConkey).	

Denver Broncos at 0:41

1-10-DEN 18	(:41) (Shotgun) B.Nix pass short right to J.Williams to DEN 15 for -3 yards (P.Ford).
2-13-DEN 15	(:17) (No Huddle, Shotgun) B.Nix pass incomplete short middle to J.Williams.
3-13-DEN 15	(:13) J.Williams right tackle to DEN 16 for 1 yard (M.Fox).
	Timeout #1 by LAC at 00:08.
4-12-DEN 16	(:08) R.Dixon punts 46 yards to LAC 38, Center-M.Fraboni, fair catch by D.Davis. <i>PENALTY on DEN-T.Smith, Fair Catch Interference, 15 yards, enforced at LAC 38.</i>
	Timeout #2 by LAC at 00:00.
	Timeout #2 by DEN at 00:00.

Los Angeles Chargers at 0:00

1-10-DEN 47	(:00) C.Dicker 57 yard field goal is GOOD, Holder-J.Scott. Fair-Catch Kick.
-------------	---

DEN 21 LAC 13, 1 plays, 0 yards, 0:00 drive, 15:00 elapsed								
END OF QUARTER	Score	Time Poss	First Downs				Efficiencies	
			R	P	X	T	3 Down	4 Down
Denver Broncos	21	8:18	1	6	0	7	1/3	0/0
Los Angeles Chargers	13	6:42	1	4	0	5	2/4	0/0

Play By Play

Third Quarter

12/19/2024

DEN elects to Receive, and LAC elects to defend the South goal.
C.Dicker kicks 65 yards from LAC 35 to end zone, Touchback to the DEN 30.

Denver Broncos at 15:00

1-10-DEN 30	(15:00) A.Estime left guard to DEN 37 for 7 yards (M.Fox).	
2-3-DEN 37	(14:20) B.Watson right tackle to DEN 39 for 2 yards (T.Tart; K.Mack).	
3-1-DEN 39	(13:40) (Shotgun) B.Nix pass short right to T.Franklin to LAC 43 for 18 yards (T.Jefferson).	P17
<u>1-10-LAC 43</u>	(12:59) B.Nix FUMBLES (Aborted) at LAC 49, recovered by DEN-M.Mims at LAC 47. M.Mims to LAC 45 for 2 yards (D.Henley).	
2-12-LAC 45	(12:19) B.Nix pass short right to A.Trautman to LAC 40 for 5 yards (J.Taylor).	
3-7-LAC 40	(11:33) (Shotgun) B.Nix pass short left to N.Adkins to LAC 35 for 5 yards (T.Tuipulotu).	
4-2-LAC 35	(10:47) (Shotgun) B.Nix pass short right to C.Sutton to LAC 30 for 5 yards (T.Jefferson; J.Colson).	P18
<u>1-10-LAC 30</u>	(10:07) A.Estime left tackle to LAC 31 for -1 yards (T.Tart).	
2-11-LAC 31	(9:22) (Shotgun) B.Nix pass incomplete deep right to M.Mims.	
3-11-LAC 31	(9:16) (Shotgun) B.Nix pass short right to M.Mims to LAC 23 for 8 yards (T.Jefferson; J.Bosa).	
4-3-LAC 23	(8:34) W.Lutz 41 yard field goal is GOOD, Center-M.Fraboni, Holder-R.Dixon.	

Timeout at 08:31.

DEN 24 LAC 13, 11 plays, 47 yards, 6:29 drive, 6:29 elapsed

W.Lutz kicks 65 yards from DEN 35 to end zone, Touchback to the LAC 30.

Los Angeles Chargers at 8:31

1-10-LAC 30	(8:31) J.Herbert pass short right to L.McConkey pushed ob at LAC 36 for 6 yards (K.Abrams-Draine) [J.Cooper].	
2-4-LAC 36	(7:55) (Shotgun) J.Herbert scrambles up the middle to DEN 46 for 18 yards (C.Barton).	R10
<u>1-10-DEN 46</u>	(7:12) K.Vidal up the middle to DEN 44 for 2 yards (J.Strnad).	
2-8-DEN 44	(6:32) J.Herbert pass short middle to T.Fisk to DEN 34 for 10 yards (N.Bonitto; C.Barton) [Z.Allen].	P11
<u>1-10-DEN 34</u>	(5:49) K.Vidal up the middle to DEN 34 for no gain (J.Elliss; Z.Allen).	
2-10-DEN 34	(5:09) (Shotgun) J.Herbert pass short left to S.Smartt to DEN 15 for 19 yards (K.Abrams-Draine).	P12
<u>1-10-DEN 15</u>	(4:28) J.Herbert sacked at DEN 25 for -10 yards (D.Tillman).	
2-20-DEN 25	(3:52) (Shotgun) J.Herbert pass short right to L.McConkey to DEN 18 for 7 yards (J.McMillian).	
3-13-DEN 18	(3:23) (No Huddle, Shotgun) J.Herbert scrambles up the middle to DEN 11 for 7 yards (J.Strnad).	
	PENALTY on DEN-J.Strnad, Unnecessary Roughness, 6 yards, enforced at DEN 11.	X13
<u>1-5-DEN 5</u>	(3:02) (Shotgun) G.Edwards left end for 5 yards, TOUCHDOWN.	R14
	TWO-POINT CONVERSION ATTEMPT. J.Herbert rushes left end. ATTEMPT FAILS.	

Timeout at 02:58.

DEN 24 LAC 19, 10 plays, 70 yards, 1 penalty, 5:33 drive, 12:02 elapsed

C.Dicker kicks 65 yards from LAC 35 to end zone, Touchback to the DEN 30.

Denver Broncos at 2:58

1-10-DEN 30	(2:58) (Shotgun) B.Watson right guard to DEN 29 for -1 yards (P.Ford).
2-11-DEN 29	(2:19) (Shotgun) B.Nix pass short right to J.Williams to DEN 32 for 3 yards (D.Henley).
3-8-DEN 32	(1:32) (Shotgun) B.Nix pass short right to J.Williams to DEN 33 for 1 yard (D.James).
4-7-DEN 33	(:53) R.Dixon punts 45 yards to LAC 22, Center-M.Fraboni, out of bounds.

Timeout at 00:45.

Los Angeles Chargers at 0:45

1-10-LAC 22	(:45) (Shotgun) J.Herbert pass short left to J.Palmer pushed ob at LAC 34 for 12 yards (P.Surtain).	P15
<u>1-10-LAC 34</u>	(:09) G.Edwards up the middle to LAC 38 for 4 yards (M.Roach; E.Uwazurike).	

END OF QUARTER

	Score	Time Poss	First Downs				Efficiencies	
			R	P	X	T	3 Down	4 Down
Denver Broncos	24	8:42	0	2	0	2	1/4	1/1
Los Angeles Chargers	19	6:18	2	3	1	6	0/1	0/0

Fourth Quarter

12/19/2024

Play By Play

Los Angeles Chargers continued.

2-6-LAC 38	(15:00) J.Herbert pass incomplete short right to S.Matlock. <i>PENALTY on DEN-J.Cooper, Horse Collar Tackle, 15 yards, enforced at LAC 38 - No Play.</i>	X16
<u>1-10-DEN 47</u>	(14:55) (Shotgun) J.Herbert pass incomplete short middle to G.Edwards (D.Jones).	
2-10-DEN 47	(14:50) J.Herbert pass short left to K.Vidal to DEN 41 for 6 yards (C.Barton). <i>PENALTY on DEN-Z.Allen, Defensive Offside, 5 yards, enforced at DEN 47 - No Play.</i>	
2-5-DEN 42	(14:22) K.Vidal right guard to DEN 42 for no gain (M.Roach; D.Tillman). FUMBLES (M.Roach), and recovers at DEN 42.	
3-5-DEN 42	(13:36) (Shotgun) J.Herbert pass short right to Q.Johnston pushed ob at DEN 36 for 6 yards (P.Surtain) [B.Jones]. <i>Penalty on DEN-D.Tillman, Defensive Offside, declined.</i>	P17
<u>1-10-DEN 36</u>	(13:15) J.Herbert pass short middle to L.McConkey to DEN 19 for 17 yards (P.Locke; P.Surtain).	P18
<u>1-10-DEN 19</u>	(12:29) (Shotgun) J.Herbert pass deep left to D.Davis for 19 yards, TOUCHDOWN [Z.Allen]. TWO-POINT CONVERSION ATTEMPT. J.Herbert pass to J.Palmer is complete. ATTEMPT SUCCEEDS.	P19

Timeout at 12:23.

DEN 24 LAC 27, 7 plays, 78 yards, 2 penalties, 3:22 drive, 2:37 elapsed

C.Dicker kicks 65 yards from LAC 35 to end zone, Touchback to the DEN 30.

Denver Broncos at 12:23

1-10-DEN 30	(12:23) (Shotgun) M.Pearl reported in as eligible. A.Estime right guard to DEN 35 for 5 yards (T.Still).	
2-5-DEN 35	(11:39) B.Nix pass incomplete short left [T.Tuipulotu].	
3-5-DEN 35	(11:35) (Shotgun) B.Nix pass short left to M.Burton to DEN 48 for 13 yards (K.Williamson).	P19
<u>1-10-DEN 48</u>	(10:51) (Shotgun) B.Nix pass incomplete deep right to M.Mims (T.Still).	
2-10-DEN 48	(10:43) (Shotgun) J.Williams left guard to 50 for 2 yards (T.Tuipulotu).	
3-8-50	(10:01) (Shotgun) B.Nix pass incomplete short right to B.Watson [T.Tuipulotu].	
4-8-50	(9:55) R.Dixon punts 45 yards to LAC 5, Center-M.Fraboni, downed by DEN-T.Smith.	

Timeout at 09:48.

Los Angeles Chargers at 9:48

1-10-LAC 5	(9:48) (Shotgun) J.Herbert pass incomplete deep left to Q.Johnston [Z.Allen].	
2-10-LAC 5	(9:42) (Shotgun) J.Herbert pass short left to Q.Johnston to LAC 11 for 6 yards (K.Abrams-Draine).	
3-4-LAC 11	(8:58) (Shotgun) J.Herbert pass short left to H.Hurst to LAC 19 for 8 yards (J.Strnad; P.Locke).	P20
<u>1-10-LAC 19</u>	(8:12) (Shotgun) S.Mustipher reported in as eligible. G.Edwards up the middle to LAC 20 for 1 yard (B.Jones).	
2-9-LAC 20	(7:30) J.Herbert pass incomplete short right to Q.Johnston (J.Cooper).	
3-9-LAC 20	(7:26) (Shotgun) J.Herbert sacked at LAC 9 for -11 yards (D.Sanders).	
4-20-LAC 9	(6:49) J.Scott punts 46 yards to DEN 45, Center-J.Harris, fair catch by M.Mims.	

Timeout at 06:41.

Denver Broncos at 6:41

1-10-DEN 45	(6:41) (Shotgun) B.Nix sacked at DEN 35 for -10 yards (B.Dupree).	
2-20-DEN 35	(5:56) (Shotgun) A.Estime up the middle to DEN 42 for 7 yards (J.Bosa).	
3-13-DEN 42	(5:17) (Shotgun) B.Nix pass short middle to L.Krull to DEN 49 for 7 yards (D.James).	
4-6-DEN 49	(4:35) R.Dixon punts 41 yards to LAC 10, Center-M.Fraboni, fair catch by D.Davis.	

Timeout at 04:28.

Los Angeles Chargers at 4:28

1-10-LAC 10	(4:28) G.Edwards right end to LAC 10 for no gain (C.Barton; J.Franklin-Myers).	
2-10-LAC 10	(3:46) (Shotgun) J.Herbert pass incomplete short left to Q.Johnston.	
3-10-LAC 10	(3:43) (Shotgun) J.Herbert scrambles right end pushed ob at LAC 26 for 16 yards (J.McMillian).	R21
<u>1-10-LAC 26</u>	(3:35) G.Edwards up the middle to DEN 31 for 43 yards (J.Strnad).	R22
<u>1-10-DEN 31</u>	(2:42) G.Edwards right end to DEN 34 for -3 yards (J.Elliss, B.Jones). Timeout #1 by DEN at 02:36.	
2-13-DEN 34	(2:36) (Shotgun) J.Herbert pass short middle to H.Haskins for 34 yards, TOUCHDOWN. C.Dicker extra point is GOOD, Center-J.Harris, Holder-J.Scott.	P23

DEN 24 LAC 34, 6 plays, 90 yards, 2:01 drive, 12:33 elapsed

C.Dicker kicks 65 yards from LAC 35 to end zone, Touchback to the DEN 30.

Denver Broncos vs Los Angeles Chargers at SoFi Stadium

Denver Broncos at 2:27

1-10-DEN 30	(2:27) (Shotgun) B.Nix pass short right to C.Sutton pushed ob at DEN 41 for 11 yards (K.Fulton).	P20
<u>1-10-DEN 41</u>	(2:23) (Shotgun) B.Nix pass short right to T.Franklin to DEN 48 for 7 yards (D.Henley).	
2-3-DEN 48	(2:02) (No Huddle, Shotgun) B.Nix scrambles up the middle to LAC 46 for 6 yards. B.Nix pass short left to J.Williams pushed ob at LAC 36 for 10 yards (D.Leonard). <i>Penalty on DEN-B.Nix, Illegal Forward Pass, declined.</i> <i>PENALTY on DEN-G.Bolles, Offensive Holding, 10 yards, enforced at DEN 48 - No Play.</i>	
Two-Minute Warning		
2-13-DEN 38	(1:54) (Shotgun) B.Nix pass incomplete short right to J.Williams.	
3-13-DEN 38	(1:49) (Shotgun) B.Nix pass short right to L.Krull to DEN 48 for 10 yards (K.Fulton, D.Henley). Timeout #1 by LAC at 01:26.	
4-3-DEN 48	(1:26) (Shotgun) B.Nix pass short middle to L.Krull to LAC 48 for 4 yards (T.Jefferson).	P21
<u>1-10-LAC 48</u>	(1:08) (No Huddle, Shotgun) B.Nix pass short left to J.Williams pushed ob at LAC 37 for 11 yards (D.Henley).	P22
<u>1-10-LAC 37</u>	(1:02) W.Lutz 55 yard field goal is GOOD, Center-M.Fraboni, Holder-R.Dixon. Timeout #2 by LAC at 00:57.	

DEN 27 LAC 34, 7 plays, 33 yards, 1:30 drive, 14:03 elapsed

W.Lutz kicks onside 11 yards from DEN 35 to DEN 46. N.Niemann (didn't try to advance) to DEN 46 for no gain.

Los Angeles Chargers at 0:57, (1st play from scrimmage 0:56)

1-10-DEN 46	(:56) (Shotgun) J.Herbert kneels to LAC 49 for -5 yards. Timeout #2 by DEN at 00:53.
2-15-LAC 49	(:53) (Shotgun) J.Herbert kneels to LAC 44 for -5 yards. Timeout #3 by DEN at 00:48.
3-20-LAC 44	(:48) (Shotgun) J.Herbert kneels to LAC 37 for -7 yards.
4-27-LAC 37	(:04) (Run formation) <i>PENALTY on LAC, Delay of Game, 5 yards, enforced at LAC 37 - No Play.</i>
4-32-LAC 32	(:04) (Shotgun) J.Herbert pass incomplete deep right.

END OF QUARTER

	Score	Time Poss	First Downs				Efficiencies	
			R	P	X	T	3 Down	4 Down
Denver Broncos	27	6:18	0	4	0	4	1/4	1/1
Los Angeles Chargers	34	8:42	2	5	1	8	3/5	0/1

Miscellaneous Statistics Report

Denver Broncos vs Los Angeles Chargers
12/19/2024 at SoFi Stadium

Ten Longest Plays for Denver Broncos

Yards	Qtr	Play Start	Play Description
53	2	1-10-DEN 41	(7:12) (Shotgun) B.Nix pass short left to M.Mims pushed ob at LAC 6 for 53 yards (D.James).
18	2	2-6-LAC 29	(14:20) (Shotgun) B.Nix pass deep right to C.Sutton to LAC 11 for 18 yards (T.Jefferson).
18	3	3-1-DEN 39	(13:40) (Shotgun) B.Nix pass short right to T.Franklin to LAC 43 for 18 yards (T.Jefferson).
16	1	1-15-LAC 19	(7:58) (Shotgun) B.Nix pass short right to B.Watson ran ob at LAC 6 for 13 yards (T.Jefferson). PENALTY on LAC-T.Jefferson, Unnecessary Roughness, 3 yards, enforced at LAC 6.
15	1	3-2-DEN 48	(10:59) (Shotgun) J.Williams right guard to LAC 37 for 15 yards (T.Jefferson; D.Henley).
15	1	2-10-LAC 48	(:12) (Shotgun) B.Nix pass short left to D.Vele pushed ob at LAC 33 for 15 yards (J.Taylor).
15	2	1-10-DEN 22	(5:00) B.Nix scrambles right end ran ob at DEN 37 for 15 yards (J.Colson).
13	1	1-10-LAC 37	(10:18) B.Nix pass short right to N.Adkins pushed ob at LAC 24 for 13 yards (D.Perryman).
13	4	3-5-DEN 35	(11:35) (Shotgun) B.Nix pass short left to M.Burton to DEN 48 for 13 yards (K.Williamson).
12	2	3-11-DEN 29	(7:55) (Shotgun) B.Nix pass short right to J.Williams to DEN 41 for 12 yards (T.Still).

Ten Longest Plays for Los Angeles Chargers

Yards	Qtr	Play Start	Play Description
43	4	1-10-LAC 26	(3:35) G.Edwards up the middle to DEN 31 for 43 yards (J.Strnad).
34	4	2-13-DEN 34	(2:36) (Shotgun) J.Herbert pass short middle to H.Haskins for 34 yards, TOUCHDOWN.
27	2	1-10-LAC 30	(12:17) (Shotgun) J.Herbert pass short left to L.McConkey ran ob at DEN 43 for 27 yards (P.Locke).
24	1	3-2-DEN 27	(4:13) (No Huddle, Shotgun) J.Herbert pass deep left to J.Palmer to DEN 3 for 24 yards (B.Jones, P.Locke).
21	2	2-5-LAC 42	(2:00) (Shotgun) J.Herbert pass deep left to L.McConkey to DEN 37 for 21 yards (B.Jones).
19	1	2-4-LAC 46	(6:17) K.Vidal left tackle to DEN 35 for 19 yards (B.Jones).
19	3	2-10-DEN 34	(5:09) (Shotgun) J.Herbert pass short left to S.Smartt to DEN 15 for 19 yards (K.Abrams-Draine).
19	4	1-10-DEN 19	(12:29) (Shotgun) J.Herbert pass deep left to D.Davis for 19 yards, TOUCHDOWN [Z.Allen].
18	3	2-4-LAC 36	(7:55) (Shotgun) J.Herbert scrambles up the middle to DEN 46 for 18 yards (C.Barton).
17	4	1-10-DEN 36	(13:15) J.Herbert pass short middle to L.McConkey to DEN 19 for 17 yards (P.Locke; P.Surtain).

Touchdown Scoring Information

		Offense	Defense	Special Teams
VISITOR	Denver Broncos	3	0	0
HOME	Los Angeles Chargers	4	0	0

Player Scoring Information

Club	Player	TD	Rush TD	Rec TD	KO TD	Punt TD	Int TD	Fum TD	Misc TD	FG	XP	2Pt Rush	2Pt Rec	Sfty	Points
DEN	W.Lutz	0	0	0	0	0	0	0	0	2	3	0	0	0	9
DEN	A.Estime	0	1	0	0	0	0	0	0	0	0	0	0	0	6
DEN	M.Burton	0	0	1	0	0	0	0	0	0	0	0	0	0	6
DEN	D.Vele	0	0	1	0	0	0	0	0	0	0	0	0	0	6
LAC	G.Edwards	0	2	0	0	0	0	0	0	0	0	0	0	0	12
LAC	C.Dicker	0	0	0	0	0	0	0	0	2	2	0	0	0	8
LAC	H.Haskins	0	0	1	0	0	0	0	0	0	0	0	0	0	6
LAC	D.Davis	0	0	1	0	0	0	0	0	0	0	0	0	0	6
LAC	J.Palmer	0	0	0	0	0	0	0	0	0	0	0	1	0	2

Possession Detail

	First Half		Second Half		Game	
	Visitor	Home	Visitor	Home	Visitor	Home
Largest Lead	11	0	11	10	11	10
Drives Leading	3	0	2	3	5	3
Time of Possession Leading	5:35	0:00	8:42	6:05	14:17	6:05
Largest Deficit	0	-11	-10	-11	-10	-11
Drives Trailing	0	5	3	2	3	7
Time of Possession Trailing	0:00	11:07	6:18	8:55	6:18	20:02
Times Score Tied Up		1		0		1
Lead Changes		2		1		3

Playtime Percentage

Percent of playtime per player on offense, defense and special teams (Unofficial)

Denver Broncos						Los Angeles Chargers					
		Offense	Defense	Special Teams				Offense	Defense	Special Teams	
B.Powers	G	64 100%		5	17%	J.Alt	T	65 100%		3	10%
G.Bolles	T	64 100%		5	17%	R.Slater	T	65 100%		3	10%
M.McGlinchey	T	64 100%		5	17%	Z.Johnson	G	65 100%		3	10%
Q.Meinerz	G	64 100%		5	17%	J.Herbert	QB	65 100%			
L.Wattenberg	C	64 100%				B.Bozeman	C	65 100%			
B.Nix	QB	64 100%				T.Pipkins	T	60 92%		3	10%
C.Sutton	WR	58 91%				L.McConkey	WR	51 78%		1	3%
D.Vele	WR	36 56%				Q.Johnston	WR	44 68%			
J.Williams	RB	33 52%				S.Smartt	TE	39 60%		12	41%
M.Mims	WR	30 47%		12	41%	J.Palmer	WR	39 60%			
L.Krull	TE	28 44%		14	48%	G.Edwards	RB	30 46%			
A.Trautman	TE	28 44%		7	24%	T.Fisk	TE	28 43%		9	31%
T.Franklin	WR	26 41%				S.Matlock	FB	26 40%	3 5%	18	62%
L.Humphrey	WR	23 36%				K.Vidal	RB	21 32%		1	3%
N.Adkins	TE	21 33%		18	62%	H.Haskins	RB	13 20%		18	62%
A.Estime	RB	13 20%		7	24%	D.Chark	WR	12 18%			
M.Burton	FB	10 16%		20	69%	D.Davis	WR	8 12%		11	38%
B.Watson	RB	10 16%		6	21%	H.Hurst	TE	8 12%			
M.Peart	T	4 6%		5	17%	S.Mustipher	C	6 9%		3	10%
P.Surtain	CB		65 100%			J.Salyer	G	5 8%		3	10%
C.Barton	LB		64 98%	3	10%	D.Henley	LB		64 100%	8	28%
B.Jones	FS		60 92%			T.Jefferson	SS		64 100%	7	24%
P.Locke	FS		60 92%			D.James	SS		64 100%	2	7%
J.Strnad	LB		57 88%	3	10%	K.Fulton	CB		63 98%		
Z.Allen	DE		51 78%	4	14%	T.Still	CB		61 95%	12	41%
J.Cooper	LB		45 69%	3	10%	J.Bosa	DE		50 78%		
N.Bonitto	LB		45 69%			P.Ford	DE		45 70%	5	17%
K.Abrams-Draine	CB		43 66%	5	17%	K.Mack	DE		41 64%		
J.McMillian	CB		43 66%			J.Colson	LB		36 56%	11	38%
M.Roach	DT		32 49%	3	10%	M.Fox	DT		32 50%	7	24%
D.Jones	NT		27 42%			T.Tuipulotu	DE		31 48%	26	90%
J.Franklin-Myers	DE		25 38%			J.Taylor	CB		30 47%	25	86%
J.Elliss	LB		22 34%	14	48%	T.Tart	DT		27 42%	5	17%
D.Tillman	LB		20 31%	19	66%	D.Leonard	CB		19 30%	21	72%
D.Mathis	CB		19 29%	6	21%	B.Dupree	LB		18 28%	2	7%
J.Jackson	DE		14 22%	9	31%	O.Ogbonnia	DT		18 28%		
E.Uwazurike	DE		13 20%	4	14%	K.Williamson	SS		17 27%	10	34%
D.Key	SS		5 8%	21	72%	D.Perryman	LB		11 17%		
J.Skinner	SS		4 6%	24	83%	J.Eboigbe	DE		6 9%	4	14%
D.Sanders	LB		1 2%	21	72%	M.Maye	FS		3 5%		
T.Smith	CB			24	83%	T.Dye	LB		1 2%	24	83%
W.Lutz	K			11	38%	N.Niemann	LB			26	90%
R.Dixon	P			10	34%	C.Dicker	K			10	34%
M.Fraboni	LS			10	34%	D.Bootle	CB			10	34%
Z.Cunningham	LB			6	21%						

A.Forsyth	C	5	17%	J.Scott	P	7	24%
A.Palczewski	T	5	17%	J.Harris	LS	6	21%
				F.Sarell	T	3	10%