



2021 SEASON IN REVIEW

..... ⚡

#BOLTUP

SEASON REVIEW

714.540.7100 ✦ chargers.com ✦ @chargers



Josh.Rupprecht@chargers.nfl.com ✦ Jennifer.Rojas@chargers.nfl.com ✦ Jamaal.LaFrance@chargers.nfl.com
 Brock.Anderson@chargers.nfl.com ✦ Lauren.Meyer@chargers.nfl.com ✦ Danny.Markino@chargers.nfl.com

CHARGERS OPEN STALEY ERA WITH NINE-WIN SEASON

The Chargers ended the first season under Head Coach Brandon Staley with a 9-8 record, a two-win improvement over the 2020 season. The Bolts boasted six Pro Bowl selections (Keenan Allen, Joey Bosa, Justin Herbert, Derwin James Jr., Corey Linsley and Rashawn Slater), including a league-high five starters. The Chargers led the NFL with 22 fourth-down conversions and 181 fourth quarter points scored.

Herbert continued his record-setting start to a career, becoming the first 5,000-yard passer in team history and set several single-season team records. No player in history has more completions, yards, passing touchdowns or total touchdowns through their first two seasons than Herbert.

Austin Ekeler solidified himself as one of the top offensive weapons in football, tying for a league-best with 20 touchdowns (12 rushing, eight receiving). Nine of those came in prime-time games, tying for the second-most ever in a single season.

The No. 13 overall pick in the 2021 NFL Draft, Rashawn Slater earned second-team All-Pro honors from *The Associated Press* and was a Pro Bowl starter at left tackle. He is one of two rookie tackles ever to be named a starter for the Pro Bowl.

Defensively, Joey Bosa led the NFL with seven strip-sacks, the most by a Charger in a season in the last 20 years. Derwin James returned to the field after missing 2020 to total 118 tackles, becoming the only defensive back in the last 20 years to have 100 tackles after missing an entire season due to injury. Asante Samuel Jr., was named the NFL's Defensive Rookie of the Month for September, the first Charger to do so since Bosa in 2016.

On special teams, Andre Roberts came in midway through the season and solidified the return game, averaging over 30 yards per kickoff return and running one back for a 101-yard touchdown. Another mid-season acquisition on special teams, Dustin Hopkins, brought stability to the kicking game, making 18-of-20 field goals (90.0 pct.) and 30-of-32 extra points (93.8 pct.) to total 84 points for the Bolts.

2022 OPPONENTS

HOME



AWAY



2021 CHARGERS SCHEDULE

PRESEASON (1-2)

Wk	Date	Opponent	TV	Result
1	Sat., Aug. 14	at L.A. Rams	KCBS	W, 13-6
2	Sun., Aug. 22	SAN FRANCISCO	KCBS	L, 15-10
3	Sat., Aug. 28	at Seattle	KCBS	L, 27-0

REGULAR SEASON (9-8)

Wk	Date	Opponent	TV	Time*/Res.
1	Sun., Sept. 12	at Washington	CBS	W, 20-16
2	Sun., Sept. 19	DALLAS	CBS	L, 20-17
3	Sun., Sept. 26	at Kansas City	CBS	W, 30-24
4	Mon., Oct. 4	LAS VEGAS	ESPN	W, 28-14
5	Sun., Oct. 10	CLEVELAND	CBS	W, 47-42
6	Sun., Oct. 17	at Baltimore	CBS	L, 34-6
7	—	BYE	—	—
8	Sun., Oct. 31	NEW ENGLAND	CBS	L, 27-24
9	Sun., Nov. 7	at Philadelphia	CBS	W, 27-24
10	Sun., Nov. 14	MINNESOTA	FOX	L, 27-20
11	Sun., Nov. 21	PITTSBURGH	NBC	W, 41-37
12	Sun., Nov. 28	at Denver	CBS	L, 28-13
13	Sun., Dec. 5	at Cincinnati	CBS	W, 41-22
14	Sun., Dec. 12	N.Y. GIANTS	FOX	W, 37-21
15	Thurs., Dec. 16	KANSAS CITY	FOX	L, 34-28 (OT)
16	Sun., Dec. 26	at Houston	CBS	L, 41-29
17	Sun., Jan. 2	DENVER	CBS	W, 34-13
18	Sun., Jan. 9	at Las Vegas	NBC	L, 35-32 (OT)

*All Times Pacific

HOME GAMES IN CAPS

2021 AFC WEST STANDINGS

Team	W	L	T	Pct.	PF	PA
Kansas City	12	5	0	.706	480	364
Las Vegas	10	7	0	.588	374	439
L.A. Chargers	9	8	0	.529	474	459
Denver	7	10	0	.412	335	322

RELEASE INDEX

Content	Page	Content	Page
The 2021 Schedule	2	Mike Williams Notes	32
2021 In Review	3	Joey Bosa Notes	34
Tom Telesco	4	Derwin James Jr. Notes	36
Brandon Staley	6	Other Player Notes	38
Honor Roll	7	Early Draft Notes	41
Team Notes	8	All-Time 1st Round Picks	42
Uniform Records	13	2021 Stats	43
Justin Herbert Notes	14	2021 Game Summaries	45
Keenan Allen Notes	24	Rosters & Transactions	54
Austin Ekeler Notes	28	Media Information	62

BREAKING DOWN THE 2021 SCHEDULE

SERIES BREAKDOWN	2021 RECORD	NOTES
 <p>ALL-TIME: 5-7-0 HOME: 3-2-0 AWAY: 2-5-0 LAST: W, 20-16 — 2021 at Washington</p>	<p>OVERALL: 7-10-0 HOME: 3-5-0 AWAY: 4-5-0 2021 POSTSEASON: N/A</p>	<p>The Chargers have won four of the last five matchups in the series with Washington. Every game in the series since 1980 has seen the Bolts top 20 points scored, including the 17-point home victory in 2017 that saw the Los Angeles offense sport a 300-yard passer and a pair of 100-yard receivers.</p>
 <p>ALL-TIME: 5-7-0 HOME: 2-5-0 AWAY: 3-2-0 LAST: L, 20-17 — 2021 vs. Cowboys</p>	<p>OVERALL: 12-5-0 HOME: 5-3-0 AWAY: 7-2-0 2021 POSTSEASON: NFC Wild Card</p>	<p>The Bolts are riding a three-game winning streak in the series, most recently winning by 22 points in Dallas on Thanksgiving in 2017. That game saw Keenan Allen register a touchdown and 172 yards on 11 catches — the most receptions by any player in history against the Cowboys on Thanksgiving.</p>
 <p>ALL-TIME: 57-65-1 HOME: 31-29-1 AWAY: 26-36-0 LAST: L, 34-28 (OT) — 2021 vs. Chiefs</p>	<p>OVERALL: 12-5-0 HOME: 7-2-0 AWAY: 5-3-0 2021 POSTSEASON: AFC Championship</p>	<p>Six of the past 11 games at Kansas City have been decided by seven or fewer points. The Chargers have won nine of the past 17 home games against the Chiefs. The Bolts have played the Chiefs three times on Thursday, holding a 2-1 advantage in those games.</p>
 <p>ALL-TIME: 56-66-2 HOME: 28-33-1 AWAY: 28-33-1 LAST: L, 35-32 (OT) — 2021 at Raiders</p>	<p>OVERALL: 10-7-0 HOME: 5-4-0 AWAY: 5-3-0 2021 POSTSEASON: AFC Wild Card</p>	<p>The Chargers have won 12 of the past 18 home contests against the Raiders, scoring 20-plus points in all but five of those matchups. After a come-from-behind overtime victory on <i>Thursday Night Football</i> last year, Los Angeles has won 12 of the past 17 games against the Raiders on the road.</p>
 <p>ALL-TIME: 18-9-1 HOME: 9-4-0 AWAY: 9-5-1 LAST: W, 47-42 — 2021 vs. Browns</p>	<p>OVERALL: 8-9-0 HOME: 6-3-0 AWAY: 2-6-0 2021 POSTSEASON: N/A</p>	<p>Winners of 12 of the last 16 matchups with Cleveland, the Chargers hold a 17-9-1 advantage in the regular-season series against the Browns. The Bolts have won each home game in the series since 1995 and are also undefeated in all 12 matchups when scoring 25-plus points against the Browns.</p>
 <p>ALL-TIME: 5-8-0 HOME: 4-4-0 AWAY: 1-4-0 LAST: L, 34-6 — 2021 at Ravens</p>	<p>OVERALL: 8-9-0 HOME: 5-4-0 AWAY: 3-5-0 2021 POSTSEASON: N/A</p>	<p>The matchup against the Ravens will mark the 13th regular-season meeting between the teams, with Baltimore holding a 7-5 advantage in the series. The Chargers beat the Ravens in the 2018 AFC Wild Card matchup, 23-17, after the defense posted a postseason franchise-record-tying seven sacks.</p>
 <p>ALL-TIME: 14-24-2 HOME: 6-12-1 AWAY: 8-12-1 LAST: L, 27-24 — 2021 vs. Patriots</p>	<p>OVERALL: 10-7-0 HOME: 4-5-0 AWAY: 6-2-0 2021 POSTSEASON: AFC Wild Card</p>	<p>Los Angeles will host New England for the second-straight season. The Bolts defeated the Patriots for the 1963 AFL title that saw running back Keith Lincoln post pro football's lone postseason performance with 200 rushing yards and 100 receiving yards.</p>
 <p>ALL-TIME: 8-5-0 HOME: 5-2-0 AWAY: 3-3-0 LAST: W, 27-24 — 2021 at Eagles</p>	<p>OVERALL: 9-8-0 HOME: 3-5-0 AWAY: 6-3-0 2021 POSTSEASON: NFC Wild Card</p>	<p>The Bolts play in the City of Brotherly Love for the first time since a three-point win in 2013. Of the 12 matchups in series history between the teams, 10 were decided by one score. The Chargers hold a 6-1 mark all-time against the Eagles when scoring at least 20 points.</p>
 <p>ALL-TIME: 6-8-0 HOME: 3-3-0 AWAY: 3-5-0 LAST: L, 27-20 — 2021 vs. Vikings</p>	<p>OVERALL: 8-9-0 HOME: 5-3-0 AWAY: 3-6-0 2021 POSTSEASON: N/A</p>	<p>The matchup will mark the fourth home game for the Bolts against Minnesota since 1981. The series record with the Vikings is 6-7, but the Chargers hold a 3-2 advantage when playing at home. Los Angeles has scored 24 points or more in four of the five home matchups against Minnesota.</p>
 <p>ALL-TIME: 9-23-0 HOME: 7-9-0 AWAY: 2-14-0 LAST: W, 41-37 — 2021 vs. Steelers</p>	<p>OVERALL: 9-7-1 HOME: 6-2-1 AWAY: 3-5-0 2021 POSTSEASON: AFC Wild Card</p>	<p>The Chargers play Pittsburgh for the 32nd matchup in history, with the teams splitting the last four bouts. Each of the last four games have been decided by seven or fewer points, including the 2018 <i>Sunday Night Football</i> win by three points that saw the Bolts overcome a 16-point deficit in the second half.</p>
 <p>ALL-TIME: 54-69-1 HOME: 36-26-0 AWAY: 18-43-1 LAST: W, 34-13 — 2021 vs. Broncos</p>	<p>OVERALL: 7-10-0 HOME: 4-5-0 AWAY: 3-5-0 2021 POSTSEASON: N/A</p>	<p>Nine of the last 11 matchups in the Mile High City have been decided by one score, including five of them by less than seven points. The Bolts hold a 35-26 regular-season home record against Denver. The Chargers have posted 20-plus points in 10 of the past 15 home contests against the Broncos.</p>
 <p>ALL-TIME: 22-14-0 HOME: 11-7-0 AWAY: 11-7-0 LAST: W, 41-22 — 2021 at Bengals</p>	<p>OVERALL: 10-7-0 HOME: 5-4-0 AWAY: 5-3-0 2021 POSTSEASON: Super Bowl</p>	<p>The game will mark the second matchup between the Chargers and Bengals in as many seasons, as Los Angeles won in the season opener at Cincinnati last season, 16-13. The Week 1 contest brought the Bolts to a 21-14 record against the Bengals, including 10-7 on the road.</p>
 <p>ALL-TIME: 8-5-0 HOME: 4-2-0 AWAY: 4-3-0 LAST: W, 37-21 — 2021 vs. Giants</p>	<p>OVERALL: 4-13-0 HOME: 3-6-0 AWAY: 1-7-0 2021 POSTSEASON: N/A</p>	<p>The matchup marks the 13th in history, with the Bolts sporting a 7-5 advantage. The Chargers are riding a four-game winning streak in the series, winning by an average of 12 points in those games. When hosting New York in the last 20 seasons, the Bolts hold a 2-0 record, topping 35 points in each matchup.</p>
 <p>ALL-TIME: 5-3-0 HOME: 2-2-0 AWAY: 3-1-0 LAST: L, 41-29 — 2021 at Texans</p>	<p>OVERALL: 4-13-0 HOME: 2-7-0 AWAY: 2-6-0 2021 POSTSEASON: N/A</p>	<p>The matchup will be just the eighth between the two teams. The Bolts have a better winning percentage against Houston than any other team. Los Angeles has eclipsed 20 points in every game against the Texans. Each of the past four contests in the series have been decided by one score or less.</p>

2021 IN REVIEW

TEAM RANKINGS

9-8
3rd (AFC West)

OFFENSE

Category	Stat	Ranking
Points Per Game	27.9	5th
Net Yds. Per Game	390.2	4th
Net Rush. Yds. Per Game	107.9	21st
Net Pass. Yds. Per Game	282.4	T-2nd
Scrimmage Yds. Per Play	5.88	6th
Opp. INT/Return Yds.	15/167	T-21st
Sacks Allowed/Yds.	31/-214	T-6th
Fumbles/Lost	10/7	T-9th
Third Down Pct.	45.2%	T-5th
Red Zone TD Pct.	64.0%	4th
Time of Possession Avg.	29:11	23rd
Giveaways	22	T-13th

DEFENSE (NFL RANK)

Category	Stat	Ranking
Points Per Game	27.0	T-29th
Net Yds. Per Game	360.1	23rd
Net Rush. Yds. Per Game	138.9	30th
Net Pass. Yds. Per Game	221.2	12th
Scrimmage Yds. Per Play	5.55	22nd
INT/ Return Yds.	11/70	T-22nd
Sacks/Yds.	35/-231	T-20th
Opp. Fumbles/Lost	23/10	8th
Third Down Pct.	49.5%	32nd
Red Zone TD Pct.	64.2%	26th
Takeaways	21	T-17th

TURNOVER MARGIN -1 **T-19th**

SPECIAL TEAMS (NFL RANK)

Category	Stat	Ranking
Punts-Avg. Yds. (Gross)	44.2	25th
Punts-Avg. Yds. (Net)	36.5	32nd
Punt Returns-Avg. Per	5.9	32nd
Punt Returns-Avg. Per Allowed	11.0	29th
KO Returns-Avg. Per	25.0	4th
KO Returns-Avg. Per Allowed	20.8	12th
FG Made/Attempted	24/27	9th

PENALTIES (NFL RANK)

Category	Stat	Ranking
Penalties Against/Yds.	116/1,033	30th

INDIVIDUAL LEADERS

PASSING YARDS

QB Justin Herbert 5,014

RUSHING YARDS

RB Austin Ekeler 911
RB Justin Jackson 364
QB Justin Herbert 302

RECEIVING YARDS

WR Mike Williams 1,146
WR Keenan Allen 1,138
RB Austin Ekeler 647
TE Jared Cook 564

POINTS SCORED

RB Austin Ekeler 124
K Dustin Hopkins 84
WR Mike Williams 56

INTERCEPTIONS

S Derwin James Jr. 2
CB Asante Samuel Jr. 2
LB Kyzir White 2

SACKS

OLB Joey Bosa 10.5
OLB Uchenna Nwosu 5.0
DL Jerry Tillery 4.5
OLB Kyler Fackrell 3.0
DL Justin Jones 3.0

TACKLES (SOLO)

LB Kyzir White 144 (90)
S Derwin James Jr. 118 (75)
S Nasir Adderley 97 (67)
LB Drue Tranquill 70 (42)

KICKOFF RETURNS (AVG.)

WR Andre Roberts 19 (32.8)

PUNT RETURNS (AVG.); FC

WR Andre Roberts 12 (5.5); 9

FIELD GOALS

K Dustin Hopkins 18/20 (90.0%)
K Tristan Vizcaino 6/7 (85.7%)

PUNTS (GROSS/NET AVG.)

P Ty Long 46 (45.5/36.8)

TOM TELESKO



IN-SEASON RECOGNITION

Tom Telesko has acquired 11 players since 2013 to win AFC Player of the Week recognition and one to win AFC Player of the Month. **Joey Bosa** twice earned NFL Defensive Rookie of the Month in 2016 (October and December) en route to winning consensus Defensive Rookie of the Year honors.

In 2020, **Justin Herbert** was named the NFL Offensive Rookie of the Month for October and November, tossing 10-plus touchdowns in both months. He posted a 122.2 passer rating in October – the best by a rookie in the month in NFL history (min. 50 attempts). He was widely recognized after his record-setting season as Offensive Rookie of the Year.

This year, second-round rookie **Asante Samuel Jr.**, earned NFL Defensive Rookie of the Month for September – becoming just the third Chargers rookie to win the award and the first-ever in September, joining Joey Bosa (October and December 2016) and Paul Bradford (November 1997).

CHARGERS TO WIN AFC PLAYER OF THE WEEK/MONTH OR NFL ROOKIE OF THE MONTH, ACQUIRED SINCE 2013

Season	Player	Phase	Month/Week
2016	P Drew Kaser	Special Teams	Week 6 vs. Den.
	LB Denzel Perryman	Defense	Week 7 at Atl.
	DE Joey Bosa	NFL Def. Rookie	October
	RB Melvin Gordon III	Offense	Week 9 vs. Ten.
	DE Joey Bosa	NFL Def. Rookie	December
2017	RB Melvin Gordon III	Offense	Week 5 at NYG
	WR Travis Benjamin	Special Teams	Week 7 vs. Den.
	CB Casey Hayward Jr.	Defense	November
2018	CB Desmond King II	Defense	Week 9 at Sea.
	CB Desmond King II	Special Teams	Week 13 at Pit.
	K Michael Badgley	Special Teams	Week 14 vs. Cin.
	WR Mike Williams	Offense	Week 15 at K.C.
2019	P Ty Long	Special Teams	Week 1 vs. Ind.
	DE Joey Bosa	Defense	Week 8 at Chi.
2020	CB Casey Hayward Jr.	Defense	Week 1 at Cin.
	QB Justin Herbert	NFL Off. Rookie	October
	QB Justin Herbert	NFL Off. Rookie	November
2021	CB Asante Samuel Jr.	NFL Def. Rookie	September
	QB Justin Herbert	Offense	Week 9 at Phi.
	QB Justin Herbert	Offense	Week 13 at Cin.
	QB Justin Herbert	Offense	Week 14 vs. NYG

TELESKO'S PRO BOWLERS

Throughout his tenure with the Chargers, **Tom Telesko** has acquired or extended 14 players that went on to earn Pro Bowl nods, including seven players that were acquired via draft pick.

BOLTS PRO BOWLERS ACQUIRED OR EXTENDED, SINCE 2013

Year Acq.	Player	How Acq.	Pro Bowls
2013	WR Keenan Allen	Drafted (3-76)	5
2014	S Adrian Phillips	UDFA	1
	CB Jason Verrett	Drafted (1-25)	1
2015	RB Melvin Gordon III	Drafted (1-15)	2
	QB Philip Rivers	Extended	3
2016	DE/OLB Joey Bosa	Drafted (1-3)	4
	CB Casey Hayward Jr.	UFA (G.B.)	2
2017	DE Melvin Ingram III	Extension	3
	T Russell Okung	UFA (Den.)	1
2018	S Derwin James Jr.	Drafted (1-17)	2
	C Mike Pouncey	FA	1
2020	QB Justin Herbert	Drafted (1-6)	1
2021	C Corey Linsley	UFA (G.B.)	1
	T Rashawn Slater	Drafted (1-13)	1
Totals	14 Players		28 Pro Bowls
	7 Drafted Players		16 Pro Bowls

PFWA SUPERLATIVES

Selections made by **Tom Telesko** have garnered league-wide recognition. He has drafted 12 players that were named All-Rookie by the *Professional Football Writers of America*.

Three picks by Telesko earned *PFWA* Rookie of the Year honors – **Keenan Allen** for offense in 2013, **Joey Bosa** for defense in 2016 and **Justin Herbert** overall and for offense in 2020.


Derwin James Jr. was named All-NFL by the *PFWA* as a rookie. He is one of four Telesko draft selections (Allen, once; Bosa, three times; James, once; Slater, once) to be named All-AFC.

Below is a look at Telesko's draft picks that have been recognized by the *PFWA* as All-NFL, All-AFC or All-Rookie:

CHARGERS DRAFT PICK SUPERLATIVES FROM PFWA WHILE WITH TEAM, SINCE 2013

Drafted	Player	All-NFL	All-AFC	All-Rookie
2013	Keenan Allen	0	1	1
	D.J. Fluker	0	0	1
2016	Joey Bosa	0	3	1
	Jatavis Brown	0	0	1
	Hunter Henry	0	0	1
2017	Dan Feeney	0	0	1
2018	Derwin James Jr.	1	1	1
2019	Drue Tranquill	0	0	1
2020	Justin Herbert	0	0	1
	Kenneth Murray Jr.	0	0	1
2021	Nick Niemann	0	0	1
	Rashawn Slater	0	1	1
Totals	12 Players	1	6	12

TOM TELESKO DRAFT HISTORY



Chargers General Manager Tom Telesko has drafted 61 players since joining the team in 2013. Those draft picks have combined to play 2,110 games and make 1,148 starts in the regular season (43 games played with 26 starts in the postseason) for the Bolts.

2021 CHARGERS DRAFT SELECTIONS

Pos.	Player	Drafted	Reg. Season		Postseason	
			GP	GS	GP	GS
T	Rashawn Slater	1-13	16	16	0	0
CB	Asante Samuel Jr.	2-47	12	12	0	0
WR	Joshua Palmer	3-77	17	5	0	0
TE	Tre' McKitty	3-97	11	4	0	0
OLB	Chris Rumph II	4-118	16	0	0	0
G/T	Brenden Jaimes	5-159	10	0	0	0
LB	Nick Niemann	6-185	17	0	0	0
RB	Larry Rountree III	6-198	12	0	0	0
DB	Mark Webb Jr.	7-241	7	0	0	0
Totals			118	37	0	0

2020 CHARGERS DRAFT SELECTIONS

Pos.	Player	Drafted	Reg. Season		Postseason	
			GP	GS	GP	GS
QB	Justin Herbert	1-6	32	32	0	0
LB	Kenneth Murray Jr.	1-23	27	22	0	0
RB	Joshua Kelley	4-112	24	0	0	0
WR	Joe Reed	5-151	11	0	0	0
S	Alohi Gilman	6-186	26	4	0	0
WR	KJ Hill Jr.	7-220	21	0	0	0
Totals			141	58	0	0

2019 CHARGERS DRAFT SELECTIONS

Pos.	Player	Drafted	Reg. Season		Postseason	
			GP	GS	GP	GS
DL	Jerry Tillery	1-28	47	29	0	0
S	Nasir Adderley	2-60	34	29	0	0
T	Trey Pipkins III	3-91	38	10	0	0
LB	Drue Tranquill	4-130	30	11	0	0
QB	Easton Stick	5-166	1	0	0	0
OLB	Emeke Egbule	6-200	32	0	0	0
DL	Cortez Broughton	7-242	11	0	0	0
Totals			193	79	0	0

2018 CHARGERS DRAFT SELECTIONS

Pos.	Player	Drafted	Reg. Season		Postseason	
			GP	GS	GP	GS
S	Derwin James Jr.	1-17	36	36	2	2
OLB	Uchenna Nwosu	2-48	62	25	2	0
DL	Justin Jones	3-84	51	35	2	2
LB	Kyzir White	4-119	47	37	0	0
C/G	Scott Quessenberry	5-155	63	10	2	0
WR	Dylan Cantrell	6-191	0	0	0	0
RB	Justin Jackson	7-251	43	6	2	0
Totals			302	149	10	4

2017 CHARGERS DRAFT SELECTIONS

Pos.	Player	Drafted	Reg. Season		Postseason	
			GP	GS	GP	GS
WR	Mike Williams	1-7	72	47	2	2
G	Forrest Lamp	2-38	25	18	0	0
C/G	Dan Feeney	3-71	63	57	2	2
S	Rayshawn Jenkins	4-113	61	32	2	2
DB	Desmond King II	5-151	53	23	2	2
T	Sam Tevi	6-190	58	44	2	2
DE	Isaac Rochell	7-225	51	9	2	0
Totals			382	230	12	10

2016 CHARGERS DRAFT SELECTIONS

Pos.	Player	Drafted	Reg. Season		Postseason	
			GP	GS	GP	GS
OLB	Joey Bosa	1-3	79	75	2	2
TE	Hunter Henry	2-35	55	49	1	1
C	Max Tuerk	3-66	0	0	0	0
LB	Joshua Perry	4-102	15	1	0	0
LB	Jatavis Brown	5-175	56	23	0	0
P	Drew Kaser	6-179	36	0	0	0
FB	Derek Watt	6-198	64	13	2	0
G	Donavon Clark	7-224	0	0	0	0
Totals			305	161	5	3

2015 CHARGERS DRAFT SELECTIONS

Pos.	Player	Drafted	Reg. Season		Postseason	
			GP	GS	GP	GS
RB	Melvin Gordon III	1-15	67	63	2	2
LB	Denzel Perryman	2-48	69	51	0	0
CB	Craig Mager	3-83	24	10	0	0
LB	Kyle Emanuel	5-153	63	32	2	0
DE	Darius Philon	6-192	54	19	2	0
Totals			277	175	6	2

2014 CHARGERS DRAFT SELECTIONS

Pos.	Player	Drafted	Reg. Season		Postseason	
			GP	GS	GP	GS
CB	Jason Verrett	1-25	25	21	0	0
LB	Jeremiah Attaochu	2-50	38	13	0	0
G	Chris Watt	3-89	17	8	0	0
DT	Ryan Carrethers	5-165	24	3	0	0
RB	Marion Grice	6-201	0	0	0	0
WR	Tevin Reese	7-240	0	0	0	0
Totals			104	45	0	0

2013 CHARGERS DRAFT SELECTIONS

Pos.	Player	Drafted	Reg. Season		Postseason	
			GP	GS	GP	GS
T	D.J. Fluker	1-11	59	59	2	2
LB	Manti Te'o	2-38	38	34	2	2
WR	Keenan Allen	3-76	116	111	4	3
CB	Steve Williams	5-145	31	4	0	0
LB	Tourek Williams	6-179	44	6	2	0
QB	Brad Sorensen	7-221	0	0	0	0
Totals			288	214	10	7

Current Active Roster Chargers are bolded in Powder Blue

BRANDON STALEY

A DEFENSIVE INNOVATOR



One of the most progressive and innovative defensive minds in football, Brandon Staley has been around some of the top-producing defenses since entering the NFL. Twice he has been part of the best scoring defense in football, including 2020 as coordinator.

RANKINGS OF STALEY'S NFL DEFENSES

– Defensive Ranks –

Season	Team	Staley Pos.	Overall	Rush	Pass	Scoring
2017	Chi.	OLBs Coach	10th	11th	7th	9th
2018	Chi.	OLBs Coach	3rd	1st	7th	1st
2019	Den.	OLBs Coach	12th	16th	11th	10th
2020	LAR	Def. Coord.	1st	3rd	1st	1st
2021	LAC	Head Coach	23rd	30th	12th	T-29th

A BEAST IN THE EAST

Brandon Staley led the Bolts to a win in the Eastern Time Zone in his first career game as an NFL head coach. Not only did he coach the team to a victory out East, but it was in the early time slot as well. It was the first season-opening win for the Chargers in the Eastern Time Zone and early time slot since 2002.

HEAD COACH WINS IN EASTERN TIME ZONE, PACIFIC TIME ZONE TEAMS, REGULAR SEASON, 2021

Rank	Coach (Team)	Wins	Losses	Ties	Pct.
1.	Kyle Shanahan (S.F.)	4	0	0	1.000
	Sean McVay (LAR)	3	0	0	1.000
3.	Brandon Staley (LAC)	3	1	0	.750
4.	Rich Bisaccia (L.V.)	2	1	0	.667
5.	Pete Carroll (Sea.)	1	2	0	.333

AROUND THE WORLD IN 8 GAMES

In 2021, Chargers are scheduled to travel 25,467 miles for road contests. It marks the fifth-straight season that the team will travel more than the distance around the world (approx. 25,000 miles). The Bolts are the only team in the NFL to travel 'around the world' in each season from 2017-21.

SCHEDULED MILES TO TRAVEL, 2021 SEASON

Rk.	Team	Head Coach	Miles To Travel
1.	San Francisco 49ers	Kyle Shanahan	28,260
2.	Seattle Seahawks	Pete Carroll	28,050
3.	Jacksonville Jaguars	U.Meyer/D.Bevell	26,707
4.	Los Angeles Rams	Sean McVay	25,760
5.	Los Angeles Chargers	Brandon Staley	25,467

COACHING AT AN ALL-STAR LEVEL

Since entering the NFL coaching ranks in 2017, **Brandon Staley** has coached 10 different players to be named an all-star. All 10 selections have come in the last four seasons.

BOLTS PRO BOWLERS ACQUIRED OR EXTENDED, SINCE 2013

Season	Team	Staley Pos.	Pro Bowlers
2018	Chicago	Outside Linebackers	1 <i>OLB Khalil Mack</i>
2019	Denver	Outside Linebackers	1 <i>OLB Von Miller</i>
2020	L.A. Rams	Defensive Coordinator	2 <i>DL Aaron Donald, CB Jalen Ramsey</i>
2021	L.A. Chargers	Head Coach	6 <i>WR Keenan Allen, OLB Joey Bosa, QB Justin Herbert, S Derwin James Jr., C Corey Linsley, T Rashawn Slater</i>
Totals	10 Players		10 Pro Bowls

The six Pro Bowlers Staley coached this year are tied for the most in the first full season as a head coach among active head coaches in the AFC. The six all-star selections tied for the second-most in the first full season for a Chargers coach in history.

MOST PRO BOWL SELECTIONS, FIRST FULL SEASON AS HEAD COACH, ACTIVE NFL HEAD COACHES

Rank	Season	Team	Head Coach	Pro Bowlers
1.	2017	LAR	Sean McVay	8
2.	2021	LAC	Brandon Staley	6
	2007	Pit.	Mike Tomlin	6
4.	2019	G.B.	Matt LaFleur	5
	2008	Bal.	John Harbaugh	5
6.	2013	Ari.	Bruce Arians	4

MOST PRO BOWL SELECTIONS, FIRST FULL SEASON AS HEAD COACH, CHARGERS HISTORY

Rank	Season	Head Coach	Pro Bowlers
1.	2007	Norv Turner	9
2.	2021	Brandon Staley	6
	2017	Anthony Lynn	6
3.	1992	Bobby Ross	5
4.	2002	Marty Schottenheimer	3
	1989	Dan Henning	3
	1978	Don Coryell	3
7.	2013	Mike McCoy	2
	1997	Kevin Gilbride	2
	1972	Harland Svare	2
9.	1999	Mike Riley	1
	1986	Al Saunders	1
	1975	Tommy Prothro	1

HONOR ROLL

WR KEENAN ALLEN

2022 NFL Pro Bowl Selection (fifth of career)

OLB JOEY BOSA

2022 NFL Pro Bowl Selection (fourth of career)

Starting AFC OLB

RB AUSTIN EKELER

Pro Football Journal

Second-Team All-Pro (RB)

Second-Team All-AFC (RB)

QB JUSTIN HERBERT

2022 NFL Pro Bowl Selection (first of career)

Starting AFC QB

Pro Bowl Offensive Most Valuable Player

AFC Offensive Player of the Week

Week 9 at Philadelphia

Week 13 at Cincinnati

Week 14 vs. N.Y. Giants

FedEx Air NFL Player of the Week (fan vote)

Week 3 at Kansas City

Week 5 vs. Cleveland

Week 9 at Philadelphia

Week 11 vs. Pittsburgh

Week 13 at Cincinnati

Week 14 vs. N.Y. Giants

Pro Football Journal Second-Team All-AFC (QB)

Nickelodeon Valuable Player

Week 13 at Cincinnati

S DERWIN JAMES JR.

2022 NFL Pro Bowl Selection (second of career)

Starting AFC SS

Sporting News All-Pro (S)

Pro Football Journal Second-Team All-AFC (S)

C COREY LINSLEY

Chargers Walter Payton Man of the Year Nominee

2022 NFL Pro Bowl Selection (first of career)

Starting AFC C

The Associated Press Second-Team All-Pro (C)

LB NICK NIEMANN

Professional Football Writers of America

All-Rookie (Special Teamer)

Pro Football Journal First-Team All-Rookie (Special Teamer)

WR ANDRE ROBERTS

The Associated Press Second-Team All-Pro (KR)

Pro Football Journal Second-Team All-AFC (KR)

CB ASANTE SAMUEL JR.

NFL Defensive Rookie of the Month

September

Pro Football Journal First-Team All-Rookie (CB)

Pepsi Zero Sugar Rookie of the Week (fan vote)

Week 2 vs. Dallas

Week 3 at Kansas City

T RASHAWN SLATER

2022 NFL Pro Bowl Selection (first of career)

Starting AFC LT

The Associated Press Second-Team All-Pro (LT)

Professional Football Writers of America

All-AFC (T)

All-Rookie (T)

Pro Football Focus All-Rookie (T)

Pro Football Journal

First-Team All-AFC (T)

First-Team All-Rookie (T)

LB KYZIR WHITE

Pro Football Journal

Second-Team All-Pro (LB)

Second-Team All-AFC (LB)

WR MIKE WILLIAMS

Pro Football Journal Second-Team All-AFC (WR)

TEAM NOTES

CHARGERS PRO BOWLERS

Since the Pro Bowl was instituted in 1970, a total of 70 Chargers have been selected to a combined 172 all-star games while with the team. Hall of Fame **LB Junior Seau's** 12 Pro Bowl selections are tied for the fourth-most in history by a defensive player.

The Chargers had six Pro Bowlers this season: **WR Keenan Allen, OLB Joey Bosa, QB Justin Herbert, S Derwin James Jr., C Corey Linsley** and **T Rashawn Slater** — with the last five of those being announced as the AFC starter at their position. The six players named all-stars this year have combined for 14 Pro Bowl selections with the Bolts.

CHARGERS PRO BOWLERS BY PRO BOWL SELECTIONS

Rk.	Player	Pro Bowls	No.
1.	LB Junior Seau	1992-2003	12
2.	QB Philip Rivers	2007, '10-12, '14, '17-19	8
	TE Antonio Gates	2005-12	8
4.	DE Leslie O'Neal	1990-91, '93-96	6
	QB Dan Fouts	1980-84, '86	6
6.	WR Keenan Allen	2018-22	5
	RB LaDainian Tomlinson	2003, '05-08	5
	TE Kellen Winslow	1981-84, '88	5
	T Russ Washington	1975-76, '78-80	5
10.	OLB Joey Bosa	2018, '20-22	4
	G Kris Dielman	2008-11	4
	WR Anthony Miller	1990-91, '93-94	4
	DT Gary Johnson	1980-83	4
14.	DE Melvin Ingram III	2018-20	3
	S Eric Weddle	2012, '14-15	3
	WR Kassim Osgood	2007-08, '10	3
	LB Shawne Merriman	2006-08	3
	FB Lorenzo Neal	2006-08	3
	DT Jamal Williams	2006-08	3
	WR Wes Chandler	1983-84, '86	3
	G Doug Wilkerson	1981-83	3
	WR John Jefferson	1979-81	3
	WR Charlie Joiner	1977, '80-81	3
	DT Louie Kelcher	1978-79, '81	3
	WR Gary Garrison	1971-73	3
	G Walt Sweeney	1971-73	3
27.	S Derwin James Jr.	2019, '22	2
	RB Melvin Gordon III	2017, '19	2
	CB Casey Hayward Jr.	2017-18	2
	WR Vincent Jackson	2010, '12	2
	K Nate Kaeding	2007, '10	2
	T Marcus McNeill	2007-08	2
	S Rodney Harrison	1999, 2002	2
	P Darren Bennett	1996, 2001	2
	CB Gill Byrd	1992-93	2
	RB Marion Butts	1991-92	2
	DE Lee Williams	1989-90	2
	RB Chuck Muncie	1982-83	2
	DE Fred Dean	1980-81	2



Rk.	Player	Pro Bowls	No.
40.	QB Justin Herbert	2022	1
	C Corey Linsley	2022	1
	T Rashawn Slater	2022	1
	S Adrian Phillips	2019	1
	C Mike Pouncey	2019	1
	T Russell Okung	2018	1
	CB Jason Verrett	2016	1
	S Darrell Stuckey	2015	1
	RB Ryan Mathews	2012	1
	LB Shaun Phillips	2011	1
	CB Antonio Cromartie	2008	1
	LS David Binn	2007	1
	C Nick Hardwick	2007	1
	S Hanik Milligin	2006	1
	QB Drew Brees	2005	1
	LB Donnie Edwards	2003	1
	CB Ryan McNeil	2002	1
	DE Marcellus Wiley	2002	1
	WR/KR Eric Metcalf	1998	1
	WR Tony Martin	1997	1
	K John Carney	1995	1
	RB Natrone Means	1995	1
	RB Ronnie Harmon	1993	1
	T Jim Lachey	1988	1
	P/K Ralf Mojsiejenko	1988	1
	RB Gary Anderson	1987	1
	RB Earnest Jackson	1985	1
	K Rolf Benirschke	1983	1
	G Ed White	1980	1
	QB John Hadl	1973	1
	DE Deacon Jones	1973	1

70 Players

172 Pro Bowls

Current Chargers are in bold

TEAM NOTES

BOLTS PRO BOWL SUPERLATIVES

The Chargers had six selections to the 2022 Pro Bowl, tying for the second-most from a single team. Five of those all-stars were tabbed as starters at their position, tying for the most in the NFL.

MOST PRO BOWL SELECTIONS, NFL, 2021

Rank	Team	Pro Bowl Selections
1.	Indianapolis Colts	7
2.	Los Angeles Chargers	6
	Kansas City Chiefs	6
4.	Baltimore Ravens	5
	Cleveland Browns	5
	Dallas Cowboys	5
	San Francisco 49ers	5
	Tampa Bay Buccaneers	5

MOST PRO BOWL STARTERS, NFL, 2021

Rank	Team	Pro Bowl Starters
1.	Los Angeles Chargers	5
	Indianapolis Colts	5
3.	Baltimore Ravens	4
	Dallas Cowboys	4
	Los Angeles Rams	4
	San Francisco 49ers	4
7.	Kansas City Chiefs	3
8.	Arizona Cardinals	2
	Chicago Bears	2
	Cleveland Browns	2
	Green Bay Packers	2
	Las Vegas Raiders	2
	New England Patriots	2
	Washington Football Team	2
15.	Atlanta Falcons	1
	Carolina Panthers	1
	Cincinnati Bengals	1
	Pittsburgh Steelers	1
	Tennessee Titans	1
	Miami Dolphins	1
	Minnesota Vikings	1
	New Orleans Saints	1
	Philadelphia Eagles	1
	Seattle Seahawks	1
	Tampa Bay Buccaneers	1



DIAMONDS IN THE ROUGH



In each season from 2008-21, at least one undrafted rookie has made the Chargers active roster for the Week 1 game. Seven of those players appeared in every regular-season contest for the team, 12 made a start and eight started multiple times as a rookie.

UNDRAFTED ROOKIES ON KICKOFF WEEKEND ROSTER, SINCE 2008

Season	Player	College	GP as Rookie*
2021	LB Amen Ogbongbemiga	Oklahoma State	15 (2 starts)
2020	FB Gabe Nabers**	Florida State	16 (5 starts)
2019	DE Chris Peace	Virginia	1
	S Roderic Teamer	Tulane	7 (6 starts)
2018	LB Emmanuel Ellerbee***	Rice	3
	CB Brandon Facyson	Virginia Tech	15
	WR JJ Jones	West Georgia	3
	RB Detrez Newsome	Western Carolina	9
2017	TE Sean Culkin	Missouri	1
	RB Austin Ekeler	Western State Colorado	16
	LB Nigel Harris	South Florida	5 (1 start)
	K Younghoe Koo	Georgia Southern	4
	LB James Onwualu	Notre Dame	9
2016	RB Kenneth Farrow	Houston	13 (2 starts)
	S Dexter McCoil	Tulsa	16 (2 starts)
	C/G Spencer Pulley	Vanderbilt	16
2015	LB Nick Dzubnar	Cal Poly	16
	WR Tyrell Williams	Western Oregon	7
2014	CB Chris Davis	Auburn	12 (1 start)
	RB Branden Oliver	Buffalo	14 (7 starts)
	DT Tenny Palepoi	Utah	16
2013	S Jahleel Addae	Central Michigan	16 (2 starts)
	DT Kwame Geathers	Georgia	7
2012	G Mike Harris	UCLA	15 (9 starts)
2011	LB Darryl Gamble	Georgia	5
2010	LB Brandon Lang	Troy	10
2009	S C.J. Spillman	Marshall	5 (1 start)
2008	RB Mike Tolbert	Coastal Carolina	13 (7 starts)

*Number of games played as rookie for Chargers

**Part of 55-man active roster for Week 1 (2020 standard elevation)

***Claimed off waivers from Seattle following final cuts

TEAM NOTES

PUTTING UP POINTS

Los Angeles totaled 474 points in 2021, good for the third-most ever in a single season by a Chargers team. The Bolts scored at least 40 points three times, the most in a single season by a Chargers team since 2008. Los Angeles won all three of those games, improving their all-time record when scoring 40-plus points to 72-1 (.986).

MOST 40-POINT GAMES, SINGLE SEASON, CHARGERS HISTORY

Rank	Season	40-Point Games	Record
1.	1960	5	5-0 (1.000)
2.	2006	4	4-0 (1.000)
	1985	4	4-0 (1.000)
	1981	4	4-0 (1.000)
5.	2021	3	3-0 (1.000)
	2008	3	3-0 (1.000)
	2005	3	3-0 (1.000)
	1982	3	3-0 (1.000)
	1961	3	3-0 (1.000)

FOURTH QUARTER RALLIES

The Chargers offense this season led the NFL with 181 points in the fourth quarter, good for the second-most ever in a single season. Los Angeles' 24 touchdowns in the fourth quarter were the most in a season since at least 1991.

FOURTH QUARTER POINTS SCORED, NFL, 2021

Rank	Team	Points Scored
1.	Los Angeles Chargers	181
2.	Pittsburgh Steelers	169
3.	New England Patriots	165
4.	New Orleans Saints	162
5.	Buffalo Bills	151

FOURTH QUARTER POINTS, SINGLE SEASON, NFL HISTORY

Rank	Season	Team	Fourth Quarter Points
1.	2013	Broncos	183
2.	2021	Chargers	181
3.	2013	Patriots	178
4.	2006	Chargers	176

The team put up 26 of those points in the fourth quarter of the Week 5 victory over Cleveland, good for the most by an offense since 2013. It was the fourth-most points in a single fourth quarter by a Chargers team in history.

FOURTH QUARTER POINTS, SINGLE GAMES, CHARGERS HISTORY

Rank	Season	Week	Opp.	Result	Points
1.	1991	16	vs. Mia.	W, 38-30	28
	1966	5	vs. Mia.	W, 44-10	28
3.	1960	13	at Oak.	W, 41-17	27
4.	2021	5	vs. Cle.	W, 47-42	26
5.	2008	4	at Oak.	W, 28-18	25

CONVERTING IN CRUNCH TIME

The Chargers offense was among the best at moving the chains on third down in 2021. The team ranked tied for fifth in the NFL with a 45.2 third down percentage. The 100 third-down conversions tied for the sixth-most in the NFL in 2021.

THIRD DOWN OFFENSE, NFL, 2021

Rank	Team	Att.	Conv.	Conv. Pct.
1.	Kansas City	205	107	52.2
2.	Tampa Bay	223	105	47.1
3.	Buffalo	222	103	46.4
4.	Philadelphia	221	101	45.7
5.	L.A. Chargers	221	100	45.2
	Arizona	221	100	45.2

The Bolts converted an NFL-high 22 attempts on fourth down in 2021. The team finished the season 22-for-34 (64.7 pct.) on fourth down attempts, tying for No. 4 in the NFL.

In the season finale at Las Vegas, the offense converted six-of-seven attempts on fourth down (85.7 pct.). According to the Elias Sports Bureau, the six fourth-down conversions were the most in a single game in the last 40 years.

FOURTH DOWN CONVERSIONS, NFL, 2021

Rank	Team	Fourth Down Conversions
1.	Los Angeles Chargers	22
2.	Detroit Lions	21
3.	Baltimore Ravens	18
	Indianapolis Colts	18
	Jacksonville Jaguars	18

FOURTH DOWN OFFENSE, NFL, 2021

Rank	Team	Att.	Conv.	Conv. Pct.
1.	Baltimore	27	18	66.7
	Kansas City	15	10	66.7
3.	Cincinnati	20	13	65.0
4.	L.A. Chargers	34	22	64.7
	New England	17	11	64.7

TWO-POINT PROWESS

Los Angeles led the NFL in two-point conversions in 2021, finishing the season with seven conversions on a league-high 11 attempts. Both of those also set single-season team records. The Chargers have led the NFL in two-point conversions three other times (2008, '10, '18).

TWO-POINT CONVERSIONS, NFL, 2021

Rank	Team	Two-Point Conversions
1.	Los Angeles Chargers	7
2.	Dallas Cowboys	6
3.	Detroit Lions	5
	Philadelphia Eagles	5

TEAM NOTES

PRIME-TIME DEFENSE

In four prime-time games in 2021, the Chargers defense has allowed an average of 90.8 rushing yards per game. Bolts were one of six teams with at least four prime-time games to allow less than 100 yards per game on the ground in those contests.

RUSHING YARDS PER GAME ALLOWED IN PRIME TIME, MIN. FOUR PRIME-TIME GAMES, NFL, 2021

Rank	Team	Rushing Yds/Game Allowed
1.	Tampa Bay Buccaneers	57.2
2.	Baltimore Ravens	73.4
3.	Green Bay Packers	82.6
4.	Los Angeles Chargers	90.8
5.	San Francisco 49ers	97.5
6.	Indianapolis Colts	99.8

In the first quarter of *Monday Night Football* in Week 4, the Chargers defense allowed zero net yards. It marked the first time a Bolts defensive did not allow a positive net yard in an opening quarter since 2001.

The Los Angeles defense allowed just one first down in the first half of the Monday night victory, good for the second-fewest allowed by the Chargers in a first half since 2006.

FUMBLE FAVORITES

The Los Angeles defense led the AFC in 2021 with 19 forced fumbles on the season — also ranking No. 3 in the NFL. The 19 forced fumbles tied the team's 2007 season as the most by a Chargers team in the last 20 years.

The Bolts also led the NFL with 11 strip sacks, which are the most by a Chargers defense in 20 seasons.

FORCED FUMBLES, NFL, 2021

Rank	Team	Forced Fumbles
1.	San Francisco 49ers	22
2.	Arizona Cardinals	21
3.	Los Angeles Chargers	19
4.	Indianapolis Colts	18
	Kansas City Chiefs	18
	Pittsburgh Steelers	18

STRIP SACKS, NFL, 2021

Rank	Team	Strip Sacks
1.	Los Angeles Chargers	11
2.	Arizona Cardinals	10
3.	Chicago Bears	8
4.	Dallas Cowboys	7
	Los Angeles Rams	7
	Minnesota Vikings	7
	San Francisco 49ers	7

MOVING THE CHAINS

Los Angeles ended 2021 by ranking third in the NFL with a single-season team-record 401 conversions for a first down. The 401 first downs are tied for the sixth-most in a season in history.

FIRST DOWNS, NFL, 2021

Rank	Team	First Downs
1.	Kansas City Chiefs	419
2.	Tampa Bay Buccaneers	404
3.	Los Angeles Chargers	401
4.	Buffalo Bills	398
5.	Baltimore Ravens	394

FIRST DOWNS, SINGLE SEASON, NFL HISTORY

Rank	Season	Team	First Downs
1.	2012	Patriots	444
2.	2013	Broncos	435
3.	2021	Chiefs	419
4.	2011	Saints	416
5.	2021	Buccaneers	404
6.	2021	Chargers	401
	2021	Rams	401
8.	2011	Patriots	399

The Chargers offense moved the chains 33 times in the *Sunday Night Football* victory in Week 11. It tied for the fourth-most first downs by the Bolts in a single game.

MOST FIRST DOWNS, SINGLE GAME, CHARGERS HISTORY

Rank	Game	First Downs
1.	Oct. 19, 1986 at Kansas City	35
2.	Nov. 18, 1984 vs. Miami (OT)	34
	Dec. 20, 1982 vs. Cincinnati	34
4.	Nov. 21, 2021 vs. Pittsburgh	33
	Sept. 9, 2018 vs. Kansas City	33
	Sept. 13, 2013 at Philadelphia	33
	Oct. 31, 2004 vs. Oakland	33

PROTECTING THE FOOTBALL

The Chargers offense fumbled the ball just 10 times in 2021, setting the all-time franchise mark for fewest fumbles in a season.

OFFENSIVE FUMBLES, SINGLE SEASON, CHARGERS HISTORY

Rank	Season	Fumbles
1.	2021	10
2.	1993	13
3.	2013	14
	2009	14

TEAM NOTES

FAST DEFENSIVE STARTS

The Chargers forced two takeaways in the first quarter of the Week 13 win at Cincinnati, the second time the Bolts had multiple takeaways in a first quarter this season (Week 3 win at Kansas City). It's the first time since 2012 that a Chargers defense did so multiple times in the same season. Los Angeles was the only AFC squad in 2021 to have multiple takeaways in the first quarter of two or more games.

For the season, the Chargers forced seven fumbles in the first quarter, tied for the best in the NFL. The seven forced fumbles are the most in the first quarter by a Chargers team in a single season since at least 1991.

FORCED FUMBLES, FIRST QUARTER, NFL, 2021

Rank	Team	Forced Fumbles
1.	Los Angeles Chargers	7
	Carolina Panthers	7
3.	Buffalo Bills	6
	San Francisco 49ers	6
	Tampa Bay Buccaneers	6
6.	Arizona Cardinals	5

The Bolts had five strip-sacks in the first quarter in 2021, good for the most in the NFL. The five strip-sacks tied for the most in a first quarter by any team in a single season since at least 1991.

STRIP SACKS IN THE FIRST QUARTER, SINGLE SEASON, NFL, SINCE 1991

Rank	Season	Team	Strip Sacks
1.	2021	Los Angeles Chargers	5
	2008	Seattle Seahawks	5
	2005	Kansas City Chiefs	5
	2002	Miami Dolphins	5

STRIP SACKS, FIRST QUARTER, NFL, 2021

Rank	Team	Strip Sacks
1.	Los Angeles Chargers	5
2.	Carolina Panthers	4
3.	Arizona Cardinals	3
	Chicago Bears	3
	Minnesota Vikings	3

TEAM SINGLE-SEASON RECORDS

Behind **QB Justin Herbert's** record-setting season, the offense set numerous team records as well. The Bolts offense set all-time franchise marks in passing attempts, completions and touchdowns.

PASSING ATTEMPTS, SINGLE SEASON, CHARGERS HISTORY

Rank	Season	Passing Attempts
1.	2021	674
2.	2015	667
3.	1984	662

COMPLETIONS, SINGLE SEASON, CHARGERS HISTORY

Rank	Season	Completions
1.	2021	443
2.	2015	442
3.	2020	413

PASSING TDs, SINGLE SEASON, CHARGERS HISTORY

Rank	Season	Passing Touchdowns
1.	2021	38
2.	1985	37
3.	2008	34
	1981	34

Los Angeles also recorded the second-most total net yards and net passing yards in a season ever by a Chargers offense. The season finale saw the Bolts register 64 passing attempts, one shy of tying the single-game team record.

TOTAL NET YARDS, SINGLE SEASON, CHARGERS HISTORY

Rank	Season	Total Net Yards
1.	1981	6,744
2.	2021	6,634
3.	1985	6,535

NET PASSING YARDS, SINGLE SEASON, CHARGERS HISTORY

Rank	Season	Net Passing Yards
1.	1985	4,870
2.	2021	4,800
3.	1981	4,739

PASSING ATTEMPTS, SINGLE GAME, CHARGERS HISTORY

Rank	Game	Passing Attempts
1.	Oct. 18, 2015 at Green Bay	65
	Oct. 19, 1986 at Kansas City	65
3.	Jan. 9, 2022 at Las Vegas (OT)	64
4.	Oct. 25, 2015 vs. Oakland	58
	Dec. 22, 1985 at Kansas City	58

UNIFORM RECORDS

NEW UNIFORM RECORD


In April 2020, the Bolts unveiled new, sleek uniforms to make the best uniform in sports even better — marking a new era of Chargers football as the team moved into SoFi Stadium. Below is the team's record for the uniform colors as well as combinations.

RECORD BY UNIFORM, PANTS AND COMBOS, SINCE 2020

Uniform Color	Home	Road	Overall
Powder Blue Uniform	7-3	0-2	7-5
White Uniform	0-3	7-6	7-9
Navy Blue Color Rush	0-2	0-1	0-3
Royal Blue Color Rush.	2-0	0-0	2-0

Pants Color	Home	Road	Overall
Gold Pants	2-3	4-4	6-7
White Pants	5-3	3-4	8-7
Navy Blue Color Rush	0-2	0-1	0-3
Royal Blue Color Rush.	2-0	0-0	2-0

Uniform/Pant Combos	Home	Road	Overall
Powder Uni/Gold Pants	2-2	0-1	2-3
Powder Uni/White Pants	5-1	0-1	5-2
White Uni/Gold Pants	0-1	4-3	4-4
White Uni/White Pants	0-2	3-3	3-5
Navy Blue Color Rush	0-2	0-1	0-3
Royal Blue Color Rush.	2-0	0-0	2-0



UNIFORM RECORD SINCE THE MERGER

Since the 1970 NFL-AFL Merger, the Bolts have donned several different uniforms. Below is a look since 1970 of the team's record in specific uniform and pant colors as well as uniform combinations:

RECORD BY UNIFORM, PANTS AND COMBOS, SINCE 1970

Uniform Color	Home	Road	Overall
Powder Blue Uniform	31-36-2	4-6-1	35-42-3
White Uniform	63-38	140-210-2	203-248-2
Navy Blue Uniform.	103-89	16-18	119-107
Royal Blue Uniform	19-21	6-4	25-25

Pants Color	Home	Road	Overall
Gold Pants	58-51-2	46-70-3	104-121-5
White Pants	131-114	47-70	178-184
Navy Blue Pants.	22-18	73-98	95-116
Royal Blue Pants	5-1	0-0	5-1

Uniform/Pant Combos	Home	Road	Overall
Powder Uni/Gold Pants	8-15-2	1-4-1	9-19-3
Powder Uni/White Pants	23-21	3-2	26-23
White Uni/Gold Pants	36-16	39-62-2	75-78-2
White Uni/White Pants.	10-9	29-51	39-60
Royal Uni/Royal Pants	5-1	0-0	5-1
Navy Uni/Navy Pants	5-5	1-1	6-6
Royal Uni/Gold Pants	14-20	6-4	20-24
Navy Uni/White Pants.	98-84	15-17	113-101
White Uni/Navy Pants.	17-13	72-97	89-110

Helmet Color and Combos	Home	Road	Overall
White Helmet	86-71-2	63-84-3	149-155-5
White Uni/White Pants	6-6	14-10	20-16
White Uni/Gold Pants	6-2	8-20-2	14-22-2
Powder Uni/Gold Pants.	8-15-2	1-4-1	9-19-3
Powder Uni/White Pants.	23-21	3-2	26-23
Navy Uni/Navy Pants.	5-4	1-1	6-5
Royal Uni/Royal Pants.	5-1	0-0	5-1
White Uni/Navy Pants	9-6	32-40	41-46
Navy Uni/White Pants	24-16	4-7	28-23
Navy Helmet.	130-113	103-154	233-267
Navy Uni/Navy Pants.	0-1	0-0	0-1
Navy Uni/White Pants	74-68	11-10	85-78
Royal Uni/Gold Pants.	14-20	6-4	20-24
White Uni/Gold Pants	30-14	31-42	61-56
White Uni/Navy Pants	8-7	40-57	48-64
White Uni/White Pants	4-3	15-41	19-44

JUSTIN HERBERT

A 5,000-FOOT VIEW

Justin Herbert became the first 5,000-yard passer in franchise history, throwing for 5,014 yards in 2021. He is now one of just nine players in NFL history to pass for 5,000 yards in a single season, doing so in the season finale. At 23 years, 305 days of age that day, he became the third-youngest player in history to register 5,000 passing yards in a single season.

With 302 rushing yards on the season, Herbert had the most rushing yards by any 5,000-yard passer in NFL history. He was the fourth quarterback to total at least 5,000 passing yards and 100 rushing yards in the same season.

YOUNGEST PLAYERS TO THROW FOR 5,000 PASSING YARDS, SINGLE SEASON, NFL HISTORY

Rank	Season	Team	Player	Age (Years-Days)
1.	1984	Mia.	QB Dan Marino	23-93
2.	2018	K.C.	QB Patrick Mahomes	23-104
3.	2021	LAC	QB Justin Herbert	23-305
4.	2011	Det.	QB Matthew Stafford	23-328

QUARTERBACKS WITH 5,000 PASSING YARDS AND 100 RUSHING YARDS, SINGLE SEASON, NFL HISTORY

Season	Team	Quarterback	Pass Yds	Rush Yds
2021	LAC	Justin Herbert	5,014	302
2019	T.B.	Jameis Winston	5,109	250
2018	K.C.	Patrick Mahomes	5,097	272
2011	N.E.	Tom Brady	5,235	109

LEGGING IT OUT

In the team's *Sunday Night Football* victory over Pittsburgh in Week 11, **Justin Herbert** threw for 382 yards and ran for 90 yards, becoming the only player to ever top 350 yards passing and 90 yards rushing in a single game. He was the fifth player ever to run for 90 yards and pass for 300 in the same game.

QUARTERBACKS WITH 300 PASSING YARDS AND 90 RUSHING YARDS, SINGLE GAME, NFL HISTORY

Season	Team	Quarterback	Pass Yds	Rush Yds
2021	Buf.	Josh Allen	308	109
2021	LAC	Justin Herbert	382	90
2015	Car.	Cam Newton	340	100
2014	Sea.	Russell Wilson	313	106
2011	Phi.	Mike Vick	315	90
1989	Phi.	Randall Cunningham	306	92



AMONG THE GAME'S BEST

In 2021, **Justin Herbert** led the AFC and ranked inside the top four in the NFL in completions, passing yards and passing touchdowns. His nine 300-yard games tied Tampa Bay QB Tom Brady for the most in the NFL.

PASSING COMPLETIONS LEADERS, NFL, 2021

Rank	Team	Player	Passing Completions
1.	T.B.	QB Tom Brady	485
2.	LAC	QB Justin Herbert	443
3.	K.C.	QB Patrick Mahomes	436
4.	L.V.	QB Derek Carr	428
5.	Dal.	QB Dak Prescott	410

PASSING YARDS LEADERS, NFL, 2021

Rank	Team	Player	Passing Yards
1.	T.B.	QB Tom Brady	5,316
2.	LAC	QB Justin Herbert	5,014
3.	LAR	QB Matthew Stafford	4,886
4.	K.C.	QB Patrick Mahomes	4,839
5.	L.V.	QB Derek Carr	4,804

PASSING TOUCHDOWNS LEADERS, NFL, 2021

Rank	Team	Player	Passing Touchdowns
1.	T.B.	QB Tom Brady	43
2.	LAR	QB Matthew Stafford	41
3.	LAC	QB Justin Herbert	38
4.	Dal.	QB Dak Prescott	37
	G.B.	QB Aaron Rodgers	37
	K.C.	QB Patrick Mahomes	37

MOST GAMES WITH 300-PLUS PASSING YARDS, NFL, 2021

Rank	Team	Player	Games
1.	LAC	QB Justin Herbert	9
	T.B.	QB Tom Brady	9
3.	LAR	QB Matthew Stafford	7
4.	Buf.	QB Josh Allen	6
	Cin.	QB Joe Burrow	6
	L.V.	QB Derek Carr	6
	Min.	QB Kirk Cousins	6

JUSTIN HERBERT



A COMEBACK KING

In his short career, **Justin Herbert** has orchestrated six come-from-behind victories in the fourth quarter or overtime.

The six comeback wins in the fourth quarter or overtime ranks tied for No. 6 all-time in a quarterback's first two career seasons.

HERBERT'S FOURTH QUARTER/OVERTIME COMEBACK WINS

Date	Opponent	4Q/OT Deficit	Result
Dec. 17, 2020	at Las Vegas	24-27	W, 30-27 (OT)
Sept. 12, 2021	at Washington	13-16	W, 20-16
Sept. 26, 2021	at Kansas City	21-24	W, 30-24
Oct. 10, 2021	vs. Cleveland	35-42	W, 47-42
Nov. 7, 2021	at Philadelphia	16-17	W, 27-24
Nov. 21, 2021	vs. Pittsburgh	34-37	W, 37-34

FOURTH QUARTER/OVERTIME COMEBACK WINS, FIRST TWO PROFESSIONAL SEASONS, NFL HISTORY

Rank	Team	Player	4Q/OT Comeback Wins
1.	Ari.	Jake Plummer	7
	Ind.	Andrew Luck	7
	Ind.	Peyton Manning	7
	T.B.	Josh Freeman	7
	Was.	Jay Schroeder	7
6.	LAC	Justin Herbert	6
	—	Six Other Players	6

Herbert's first come-from-behind win of 2021 came in the season opener. It marked the ninth comeback win in a season opener for the Chargers and he became the seventh quarterback to do so.

QB FOURTH QUARTER COMEBACK WINS, SEASON OPENERS, CHARGERS HISTORY

Date	Opp.	Quarterback	4Q Deficit	Result
Sept. 12, 2021	at Was.	Justin Herbert	13-16	W, 20-16
Sept. 13, 2020	at Cin.	Tyrod Taylor	6-13	W, 16-13
Sept. 13, 2015	vs. Det.	Philip Rivers	20-21	W, 33-28
Sept. 11, 2011	vs. Min.	Philip Rivers	14-17	W, 24-17
Sept. 14, 2009	at Oak.	Philip Rivers	17-20	W, 24-20
Sept. 6, 1998	vs. Buf.	Ryan Leaf	13-14	W, 16-14
Sept. 4, 1994	at Den.	Stan Humphries	30-34	W, 37-34
Sept. 19, 1971	vs. K.C.	John Hadl	7-14	W, 21-14
Sept. 10, 1960	vs. Dal*	Jack Kemp	7-20	W, 21-20

*Dallas Texans

CAPTAIN CLUTCH

Justin Herbert has been clutch late in games dating back to his rookie season. In his career, Herbert has engineered eight game-winning drives in the fourth quarter or overtime.

The eight game-winning drives in the fourth quarter or overtime are tied for fourth in NFL history in a player's first two pro seasons. Herbert's five game-winning drives this season are the second-most in the NFL.

JUSTIN HERBERT'S CAREER GAME-WINNING DRIVES

Game	Drive Length	Game-Winning Score
Dec. 13, 2020 vs. Atl.	6 plays, 49 yds (0:31)	Badgley 43-yd FG
Dec. 17, 2020 at L.V.	5 plays, 75 yds (1:49)	Herbert 1-yd TD run*
Dec. 27, 2020 vs. Den.	7 plays, 56 yds (2:01)	Badgley 37-yd FG
Sept. 12, 2021 at Was.	3 plays, 3 yds (0:45)	M.Williams 3-yd TD rec.
Sept. 26, 2021 at K.C.	8 plays, 59 yds (1:10)	M.Williams 4-yd TD rec.
Oct. 10, 2021 vs. Cle.	5 plays, 48 yds (0:31)	Ekeler 3-yd TD run
Nov. 7, 2021 at Phi.	15 plays, 64 yds (6:05)	Hopkins 29-yd FG
Nov. 21, 2021 vs. Pit.	3 plays, 75 yards (1:15)	M.Williams 53-yd TD rec.

*Game-winning drive was in overtime

GAMES-WINNING DRIVES IN FOURTH QUARTER OR OVERTIME, FIRST TWO PROFESSIONAL SEASONS, NFL HISTORY

Rank	Team	Player	Game-Winning Drives
1.	Ind.	Andrew Luck	10
2.	Ari.	Jake Plummer	9
	Dal.	Dak Prescott	9
4.	LAC	Justin Herbert	8
	BalC*	Bernie Kosar	8
	Buf.	Josh Allen	8
	Ind.	Peyton Manning	8
	Sea.	Russell Wilson	8
	Was.	Jay Schroeder	8

*Baltimore Colts

Herbert posted a game-winning drive in the fourth quarter or overtime of three-straight games in 2020, becoming just the third rookie to do so since the 1970 NFL-AFL merger. The two others — Ben Roethlisberger (2004) and Vince Young (2006) — also won Offensive Rookie of the Year honors from *The Associated Press*.

ROOKIE QUARTERBACKS WITH THREE CONSECUTIVE GAME-WINNING DRIVES, SINCE 1970

Season	Team	Player	Consecutive Games
2020	LAC	Justin Herbert*	3 (Dec. 13 — Dec. 27)
2006	Ten.	Vince Young*	3 (Nov. 26 — Dec. 10)
2004	Pit.	Ben Roethlisberger*	3 (Dec. 5 — Dec. 18)

*Won AP Offensive Rookie of the Year

JUSTIN HERBERT

THREADING THE NEEDLE ON THIRD DOWN

In his 32 career starts, **Justin Herbert** has been the one of the best passers in the NFL at moving the chains on third down. He has completed 203 passes on 325 attempts (62.5 pct.) for 2,521 yards and 27 touchdowns with 11 interceptions (100.0 passer rating). His 2,521 passing yards on third down lead the NFL over the last two seasons.

Herbert tied for the league lead in touchdown passes on third down in 2020. The 14 touchdown passes on third down were the most by a rookie in the last 40 seasons. He added 13 touchdowns this season, giving him 27 third-down passing scores since entering the professional ranks, which is good for the second-most over that span.

THIRD DOWN PASSING YARDS, NFL, SINCE 2020

Rank	Team/s	Player	Passing Yards
1.	LAC	QB Justin Herbert	2,521
2.	Det./LAR	QB Matthew Stafford	2,496
3.	L.V.	QB Derek Carr	2,483

THIRD DOWN PASSING TOUCHDOWNS, NFL, SINCE 2020

Rank	Team	Player	Passing Touchdowns
1.	T.B.	QB Tom Brady	31
2.	LAC	QB Justin Herbert	27
3.	G.B.	QB Aaron Rodgers	25
4.	K.C.	QB Patrick Mahomes	24

Herbert's 100.0 passer rating ranks fifth in the NFL and No. 2 in the AFC over the last two years among players with at least 100 passing attempts on third down.

THIRD DOWN PASSER RATING, MIN. 100 ATT., NFL, SINCE 2020

Rank	Team	Player	Passer Rating
1.	G.B.	QB Aaron Rodgers	112.0
2.	T.B.	QB Tom Brady	111.2
3.	K.C.	QB Patrick Mahomes	105.7
4.	Min.	QB Kirk Cousins	102.2
5.	LAC	QB Justin Herbert	100.0

Herbert leads the NFL with 152 passing first downs on third down over the past two seasons. He threw for 12 third-down conversions in the Week 1 win at Washington, the most passing first downs in a single game on third down since Andrew Luck did so in 2012. Herbert sported a league-leading 79 passing first downs on third down in 2021.

THIRD DOWN PASSING FIRST DOWNS, NFL, SINCE 2020

Rank	Team	Player	Passing First Downs
1.	LAC	QB Justin Herbert	152
2.	Pit.	QB Ben Roethlisberger	141
3.	K.C.	QB Patrick Mahomes	140
4.	T.B.	QB Tom Brady	137
5.	Atl.	QB Matt Ryan	136

SETTING THE PACE — COMPLETIONS

After setting the rookie completions record in 2020, **Justin Herbert** has now completed 839 career passes, the most by a player through their first two seasons in NFL history. Herbert has the most completions since entering the NFL in 2020.

MOST COMPLETIONS, FIRST TWO PROFESSIONAL SEASONS, NFL HISTORY

Rank	Team	Player	Completions
1.	LAC	QB Justin Herbert	839
2.	Ari.	QB Kyler Murray	724
3.	Oak.	QB Derek Carr	698

PASSING COMPLETIONS LEADERS, NFL, SINCE 2020

Rank	Team	Player	Completions
1.	T.B.	QB Tom Brady	886
2.	LAC	QB Justin Herbert	839
3.	K.C.	QB Patrick Mahomes	826
4.	Buf.	QB Josh Allen	805
5.	Pit.	QB Ben Roethlisberger	789

In his 31st career game, Herbert became the fastest player in history to eclipse 800 career receptions. He reached the mark at 23 years, 298 days old, making him the third-youngest player to do so in NFL history.

FEWEST GAMES TO 800 COMPLETIONS, NFL HISTORY

Rank	Team	Player	Games
1.	LAC	QB Justin Herbert	31
2.	Det.	QB Matthew Stafford	34
	K.C.	QB Patrick Mahomes	34
4.	Ari.	QB Kyler Murray	35
	Phi.	QB Carson Wentz	35

YOUNGEST PLAYERS TO 800 COMPLETIONS, NFL HISTORY

Rank	Team	Player	Age (Years-Days)
1.	N.E.	QB Drew Bledsoe	23-271
2.	T.B.	QB Jameis Winston	23-296
3.	LAC	QB Justin Herbert	23-298
4.	Ari.	QB Kyler Murray	24-50
5.	Mia.	QB Dan Marino	24-78

Herbert's 839 completions were the most in NFL history by any player in the first 32 starts to a career.

COMPLETIONS LEADERS, FIRST 32 STARTS, NFL HISTORY

Rank	Team	Player	Completions
1.	LAC	QB Justin Herbert	839
2.	Det.	QB Matthew Stafford	763
3.	Was.	QB Kirk Cousins	755
4.	K.C.	QB Patrick Mahomes	748
5.	Phi.	QB Carson Wentz	726

JUSTIN HERBERT

SETTING THE PACE — PASSING YARDS

Justin Herbert has thrown for 9,350 yards in his career, good for the most in NFL history through a player's first two career seasons. He is the only player ever to reach 9,000 yards in his first two seasons. Herbert has the third-most passing yards since entering the NFL in 2020.

MOST PASSING YARDS, FIRST TWO PROFESSIONAL SEASONS, NFL HISTORY

Rank	Team	Player	Passing Yards
1.	LAC	QB Justin Herbert	9,350
2.	Ind.	QB Andrew Luck	8,196
3.	T.B.	QB Jameis Winston	8,132
4.	Car.	QB Cam Newton	7,920
5.	Ind.	QB Peyton Manning	7,874

PASSING YARDS LEADERS, NFL, SINCE 2020

Rank	Team/s	Player	Passing Yards
1.	T.B.	QB Tom Brady	9,949
2.	K.C.	QB Patrick Mahomes	9,579
3.	LAC	QB Justin Herbert	9,350
4.	Det./LAR	QB Matthew Stafford	8,970
5.	Buf.	QB Josh Allen	8,951

In his 32nd career game, Herbert eclipsed 9,000 career passing yards, tying as the second-fastest player to do so in history. He reached the mark at 23 years, 305 days old, making him the third-youngest to do so in NFL history.

FEWEST GAMES TO 9,000 PASSING YARDS, NFL HISTORY

Rank	Team	Player	Games
1.	K.C.	QB Patrick Mahomes	30
2.	LAC	QB Justin Herbert	32
	StL	QB Kurt Warner	32
3.	Det.	QB Matthew Stafford	33
4.	Mia.	QB Dan Marino	34

YOUNGEST PLAYERS TO 9,000 PASSING YARDS, NFL HISTORY

Rank	Team	Player	Age (Years-Days)
1.	N.E.	QB Drew Bledsoe	23-264
2.	T.B.	QB Jameis Winston	23-272
3.	LAC	QB Justin Herbert	23-305
4.	Mia.	QB Dan Marino	24-35

Herbert's 9,350 passing yards are the second-most in NFL history by any player in the first 32 starts to a career.

PASSING YARDS LEADERS, FIRST 32 CAREER STARTS, NFL HISTORY

Rank	Team	Player	Passing Yards
1.	K.C.	QB Patrick Mahomes	9,623
2.	LAC	QB Justin Herbert	9,350
3.	StL	QB Kurt Warner	9,346
4.	Mia.	QB Dan Marino	8,905
5.	Det.	QB Matthew Stafford	8,703

SETTING THE PACE — TOUCHDOWNS

After setting the all-time rookie record with 31 touchdown passes in 2020, **Justin Herbert** threw 38 passing scores in 2021. He is the only player in history to have 30 or more in each of his first two seasons, while his 69 career touchdown passes are the most in NFL history through the first two seasons of a career.

Herbert has 77 total touchdowns in his career (passing and rushing), the most in history through a player's first two years.

MOST TOUCHDOWN PASSES, FIRST TWO PROFESSIONAL SEASONS, NFL HISTORY

Rank	Team	Player	Passing Touchdowns
1.	LAC	QB Justin Herbert	69
2.	Mia.	QB Dan Marino	68
3.	Oak.	QB Derek Carr	53

MOST TOTAL TOUCHDOWNS, FIRST TWO PROFESSIONAL SEASONS, NFL HISTORY

Rank	Team	Player	Total Touchdowns
1.	LAC	QB Justin Herbert	77
2.	Mia.	QB Dan Marino	70
3.	Car.	QB Cam Newton	62

Since joining the professional ranks in 2020, Herbert's 69 passing scores and 77 total touchdowns both rank fifth in the NFL.

PASSING TOUCHDOWNS LEADERS, NFL, SINCE 2020

Rank	Team	Player	Passing Touchdowns
1.	G.B.	QB Aaron Rodgers	85
2.	T.B.	QB Tom Brady	83
3.	K.C.	QB Patrick Mahomes	75
4.	Buf.	QB Josh Allen	73
5.	LAC	QB Justin Herbert	69
6.	Min.	QB Kirk Cousins	68

MOST TOTAL TOUCHDOWNS, NFL, SINCE 2020

Rank	Team	Player	Total Touchdowns
1.	G.B.	QB Aaron Rodgers	91
2.	T.B.	QB Tom Brady	88
3.	Buf.	QB Josh Allen	87
4.	K.C.	QB Patrick Mahomes	79
5.	LAC	QB Justin Herbert	77
6.	Min.	QB Kirk Cousins	70

Herbert's 69 passing touchdowns are tied for the fourth-most in NFL history by any player in the first 32 starts to a career.

PASSING TOUCHDOWNS LEADERS, FIRST 32 CAREER STARTS, NFL HISTORY

Rank	Team	Player	Passing TDs
1.	K.C.	QB Patrick Mahomes	79
2.	Mia.	QB Dan Marino	76
3.	StL	QB Kurt Warner	73
4.	LAC	QB Justin Herbert	69
	Dal.	QB Tony Romo	66

JUSTIN HERBERT

BIG-TIME PERFORMER

Since entering the NFL, **Justin Herbert** has put up big-time performances. He's among the all-time leaders through a player's first two career seasons.

Herbert has topped 300 passing yards 17 times in his career, good for the most by a player through their first two seasons in NFL history. He has also thrown for at least three touchdowns in 13 career games and multiple touchdowns in 22 games, both tied for the most over a player's first two seasons in history. Herbert's eight 300-yard games and six three-touchdown performances in 2020 both were the most ever by a rookie.

GAMES WITH 300-PLUS PASSING YARDS, FIRST TWO PROFESSIONAL SEASONS, NFL HISTORY

Rank	Team	Player	Games
1.	LAC	QB Justin Herbert	17
2.	Cin.	QB Joe Burrow	11
3.	K.C.	QB Patrick Mahomes	10
	Mia.	QB Dan Marino	10

GAMES WITH THREE-PLUS PASSING TOUCHDOWNS, FIRST TWO PROFESSIONAL SEASONS, NFL HISTORY

Rank	Team	Player	Games
1.	LAC	QB Justin Herbert	13
	Mia.	QB Dan Marino	13
3.	K.C.	QB Patrick Mahomes	10

GAMES WITH MULTIPLE PASSING TOUCHDOWNS, FIRST TWO PROFESSIONAL SEASONS, NFL HISTORY

Rank	Team	Player	Games
1.	LAC	QB Justin Herbert	22
	Mia.	QB Dan Marino	22
3.	Oak.	QB Derek Carr	17

Herbert has recorded eight games with three touchdown passes and no interceptions, good for the most ever through a player's first two seasons. His seven games with multiple passing scores and a rushing touchdown are also the most through a player's first two seasons in NFL history.

GAMES WITH THREE PASSING TOUCHDOWNS AND ZERO INTERCEPTIONS, FIRST TWO PROFESSIONAL SEASONS, NFL HISTORY

Rank	Team	Player	Games
1.	LAC	QB Justin Herbert	8
2.	Mia.	QB Dan Marino	6
	Bal.	QB Lamar Jackson	6

GAMES WITH MULTIPLE PASSING TDs AND A RUSHING TD, FIRST TWO PROFESSIONAL SEASONS, NFL HISTORY

Rank	Team	Player	Games
1.	LAC	QB Justin Herbert	7
2.	Ari.	QB Kyler Murray	6
	Car.	QB Cam Newton	6

DIAL IT UP DEEP

On his second touchdown pass in Week 5, **Justin Herbert** hit **WR Mike Williams** on a 72-yard score, marking the quarterback's third career passing touchdown of 70-plus yards. He found **WR Jalen Guyton** for a 59-yard score in Week 14, Herbert's seventh passing touchdown of 50 yards or more. The second-year passer paces the league in 70-yard touchdown passes and is tied for No. 2 in 50-yard passing scores since entering the NFL in 2020.

MOST TOUCHDOWN PASSES OF 70-PLUS YARDS, FIRST TWO SEASONS, NFL, SINCE 1991

Seasons	Team	Player	Passing TDs
2020-21	LAC	QB Justin Herbert	3
2020-21	Cin.	QB Joe Burrow	3
2018-19	K.C.	QB Patrick Mahomes	3
2016-17	Dal.	QB Dak Prescott	3
2008-09	Bal.	QB Joe Flacco	3

PASSING TOUCHDOWNS OF 70-PLUS YARDS, NFL, SINCE 2020

Rank	Team	Player	Passing TDs
1.	LAC	QB Justin Herbert	3
	Cin.	QB Joe Burrow	3
	G.B.	QB Aaron Rodgers	3
3.	—	Eight Other Players	2

PASSING TOUCHDOWNS OF 50-PLUS YARDS, NFL, SINCE 2020

Rank	Team/s	Player	Passing TDs
1.	Cin.	QB Joe Burrow	8
2.	LAC	QB Justin Herbert	7
	Det./LAR	QB Matthew Stafford	7
4.	Sea.	QB Russell Wilson	6
5.	G.B.	QB Aaron Rodgers	5
	L.V.	QB Derek Carr	5
	Min.	QB Kirk Cousins	5

A HISTORIC NIGHT ON FOURTH DOWN

In the 2021 season finale, **Justin Herbert** turned in a historic performance on fourth down — completing all six pass attempts for 106 yards and the game-tying touchdown, moving the chains each time and registering a perfect 158.3 passer rating.

It was the only known performance with six fourth-down passing first downs. Among players with five or more passing attempts on fourth down in a single game, Herbert is the only one with a perfect passer rating since at least 1991.

FOURTH DOWN PASSER RATING LEADERS, SINGLE GAME, MIN. FOUR ATT., NFL, SINCE 1991

Rk.	Team	Game	Player	Passer Rtg.
1.	LAC	Jan. 9, 2022 at L.V.	QB Justin Herbert	158.3
2.	Atl.	Nov. 22, 2018 at N.O.	QB Matt Ryan	151.3
3.	StL	Nov. 18, 2012 vs. NYJ	QB Sam Bradford	128.8
	NYG	Dec. 26, 1999 vs. Min.	QB Kerry Collins	128.8
5.	Cin.	Oct. 27, 2019 at LAR	QB Andy Dalton	118.8
	Chi.	Dec. 6, 1998 at Min.	QB Steve Stenstrom	118.8

JUSTIN HERBERT IN PRIMETIME

A PRIME-TIME PRODIGY

Since entering the NFL, **Justin Herbert** has made six starts in primetime, leading the Bolts to a 3-3 record in those games. He has led the Chargers to wins on each of the regularly-slated prime-time games — *Thursday Night Football*, *Sunday Night Football* and *Monday Night Football*.

He has been one of the best quarterbacks under the lights since entering the NFL in 2020, with his 102.0 passer rating in prime-time games ranking No. 3 among AFC players over the last two seasons with 100 prime-time passing attempts.

PRIME-TIME PASSER RATING, MIN. 100 ATT., SINCE 2020

Rank	Team	Player	Passer Rating
1.	G.B.	QB Aaron Rodgers	128.5
2.	Dal.	QB Dak Prescott	114.7
3.	N.O.	QB Drew Brees	109.6
4.	Buf.	QB Josh Allen	108.7
5.	K.C.	QB Patrick Mahomes	102.5
6.	LAC	QB Justin Herbert	102.0
7.	Sea.	QB Russell Wilson	101.2
8.	L.V.	QB Derek Carr	100.1

SUNDAY NIGHT FOOTBALL

In 2021, **Justin Herbert** appeared in two games on **Sunday Night Football**, totaling 765 passing yards and six touchdowns with two interceptions on 64-of-105 passing (61.0 pct.) for a 94.3 passer rating. The 94.3 rating is in the top-15 in NFL history in games played on Sunday night (min. 100 attempts).

Herbert made his first career appearance on *Sunday Night Football* in Week 11 against Pittsburgh, throwing for 382 yards and three touchdowns with an interception on 31-of-40 passing (73.2 pct.) for a 116.1 passer rating. He added 90 rushing yards to become the first player ever to have at least 350 yards passing and 90 yards rushing in a single game.

His 116.1 passer rating was the best in a quarterback's first career start on *SNF* with at least 40 passing attempts since the program began in 2006. It was also the best passer rating by a quarterback ever in their first career start in Sunday night game (min. 40 att.).

PASSER RATING LEADERS, FIRST CAREER START IN A SUNDAY NIGHT GAME, MIN. 40 ATT., NFL HISTORY

Rk.	Team	Game	Player	Passer Rtg.
1.	LAC	Nov. 21, 2021 vs. Pit.	QB Justin Herbert	116.1
2.	Ari.	Oct. 4, 2005 vs. S.F.	QB Josh McCown	109.4
3.	StL	Nov. 18, 2001 at N.E.	QB Kurt Warner	105.4

MONDAY NIGHT FOOTBALL

After setting the *Monday Night Football* rookie record in 2020 for single-game touchdown passes, **Justin Herbert** added three passing scores in the Week 4 win, making him just the fourth player to have seven or more touchdown passes in their first two starts on *MNF* since the program began in 1970. Herbert has thrown for 486 yards and seven scores on 45-of-72 passing (62.5 pct.) for a 114.7 passer rating on Monday night — which ranks as the seventh-best rating in *MNF* history (min. 50 att.).

MOST TOUCHDOWN PASSES, FIRST TWO CAREER STARTS ON MONDAY NIGHT FOOTBALL, ALL-TIME

Rank	Team	Player	Passing TDs
1.	Buf.	Josh Allen	8
2.	LAC	Justin Herbert	7
	K.C.	Patrick Mahomes	7
	K.C.	Len Dawson	7

PASSER RATING LEADERS, MIN. 50 PASSING ATTEMPTS, MONDAY NIGHT FOOTBALL HISTORY

Rank	Team/s	Player	Passer Rating
1.	Dal.	QB Dak Prescott	124.3
2.	Ten./L.V.	QB Marcus Mariota	123.7
3.	Bal.	QB Lamar Jackson	123.0
4.	Hou.	QB Deshaun Watson	122.3
5.	Buf.	QB Josh Allen	117.4
6.	S.F.	QB Colin Kaepernick	117.2
7.	LAC	QB Justin Herbert	114.7
8.	Was.	QB Sonny Jurgensen	114.2

THURSDAY NIGHT FOOTBALL

As a rookie in 2020, **Justin Herbert** recorded his first career comeback win in the fourth quarter or overtime in Week 15 at Las Vegas, leading the Bolts to a 30-27 overtime victory. He finished the game with 314 passing yards and two touchdowns on 22-of-32 passing (68.8 pct.) for a 121.1 passer rating. Herbert added a rushing touchdown in overtime to secure the victory.

At 22 years, 282 days old, Herbert became the second-youngest player to mount a come-from-behind win in the fourth quarter or overtime of a Thursday night game in NFL history.

YOUNGEST QUARTERBACKS TO LEAD A COME-FROM-BEHIND WIN IN FOURTH QUARTER OR OVERTIME, THURSDAY NIGHT GAMES, NFL HISTORY

Rk.	Team	Game	Player	Age (Yrs-Days)
1.	S.F.	Dec. 14, 2006 at Sea.	QB Alex Smith	22-221
2.	LAC	Dec. 17, 2020 at L.V.	QB Justin Herbert	22-282
3.	Dal.	Dec. 1, 2016 at Min.	QB Dak Prescott	23-125

JUSTIN HERBERT

MR. OCTOBER

In October 2020, **Justin Herbert** set an NFL record by recording a 122.2 passer rating in the month — the best by a rookie quarterback in October (min. 50 att.). His stellar play during the month continued into the 2021 season, making Herbert one of the top quarterbacks in the month of October since entering the NFL.

Herbert's 104.2 career passer rating in October is the fourth-best while his 7.8 passing touchdown percentage ranks No. 3 in NFL history during the month among players with at least 150 October passing attempts.

PASSER RATING, MIN. 150 ATT., OCTOBER, NFL HISTORY

Rank	Team	Player	Passer Rating
1.	Hou.	QB Deshaun Watson	113.6
2.	G.B.	QB Aaron Rodgers	108.4
3.	Ari.	QB Kyler Murray	105.0
4.	LAC	QB Justin Herbert	104.2
5.	Sea.	QB Russell Wilson	102.5

PASSING TD PCT., MIN. 150 ATT., OCTOBER, NFL HISTORY

Rank	Team/s	Player	Passing TD Pct.
1.	LAR/Cle.	QB Frank Ryan	8.8
2.	Hou.	QB Deshaun Watson	8.5
3.	LAC	QB Justin Herbert	7.8
4.	NYY*/Cle.	QB George Ratterman	7.6
5.	Was.	QB Sammy Baugh	7.5

*New York Yanks

In seven starts during the month of October, Herbert has tossed 20 passing scores. His 20 passing touchdowns are the second-most in the last two Octobers by any quarterback. Herbert has thrown a touchdown on 7.8 percent of his October passing attempts over the last two seasons, the best in football (min. 100 att).

PASSING TOUCHDOWNS, OCTOBER, NFL, SINCE 2020

Rank	Team/s	Player	Starts	Passing TDs
1.	T.B.	QB Tom Brady	9	27
2.	LAC	QB Justin Herbert	7	20
3.	Ari.	QB Kyler Murray	9	19
	G.B.	QB Aaron Rodgers	8	19
5.	Ind.	QB Carson Wentz	9	18
	Det./LAR	QB Matthew Stafford	8	18

PASSER RATING, ROOKIE QBs, MIN. 50 ATT., OCTOBER, NFL HISTORY

Rank	Season	Team	Quarterback	Passer Rating
1.	2020	LAC	Justin Herbert	122.2
2.	2004	Pit.	Ben Roethlisberger	116.7
3.	2017	Hou.	Deshaun Watson	116.0

HERBERT SETS SINGLE-SEASON TEAM RECORDS

Justin Herbert put forth a career year, setting multiple franchise single-season records in the process — passing touchdowns (38), passing yards (5,014), completions (443), 300-yard games (nine) and rushing yards by a quarterback (302).

MOST PASSING TOUCHDOWNS, SINGLE SEASON, CHARGERS HISTORY

Rank	Season	Player	Passing TDs
1.	2021	QB Justin Herbert	38
2.	2008	QB Philip Rivers	34
3.	2016	QB Philip Rivers	33
	1981	QB Dan Fouts	33

MOST PASSING YARDS, SINGLE SEASON, CHARGERS HISTORY

Rank	Season	Player	Passing Yards
1.	2021	QB Justin Herbert	5,014
2.	1981	QB Dan Fouts	4,802
3.	2015	QB Philip Rivers	4,792

GAMES WITH 300-PLUS PASSING YARDS, SINGLE SEASON, CHARGERS HISTORY

Rank	Season	Player	Games
1.	2021	QB Justin Herbert	9
2.	2020	QB Justin Herbert	8
	2019	QB Philip Rivers	8
	2015	QB Philip Rivers	8
	1980	QB Dan Fouts	8

MOST RUSHING YARDS, QUARTERBACKS, SINGLE SEASON, CHARGERS HISTORY

Rank	Season	Player	Rushing Yards
1.	2021	Justin Herbert	302
2.	1960	Jack Kemp	238
3.	2020	Justin Herbert	234

HERBERT IN TEAM HISTORY

Through two seasons, **Justin Herbert** has the best completion percentage (66.2) and passer rating (97.9) in Chargers history among players with at least 500 pass attempts.

CAREER COMPLETION PERCENTAGE, MIN. 500 ATTEMPTS, CHARGERS HISTORY

Rank	Seasons	Player	Completion Pct.
1.	2020-Present	QB Justin Herbert	66.2
2.	2004-19	QB Philip Rivers	64.7
3.	2001-05	QB Drew Brees	62.2

CAREER PASSER RATING, MIN. 500 ATTEMPTS, CHARGERS HISTORY

Rank	Seasons	Player	Passer Rating
1.	2020-Present	QB Justin Herbert	97.9
2.	2004-19	QB Philip Rivers	95.1
3.	2001-05	QB Drew Brees	84.9

JUSTIN HERBERT

HERBERT HITTING 300

Justin Herbert has topped 300 passing yards 17 times in his career, the most in the NFL over the last two seasons. His nine such performances tied for the league lead and set a single-season team record. Herbert's eight 300-yard games in 2020 were the most ever by a rookie.

300-YARD PASSING OUTPUTS – 17

Date	Opp.	Cmp-Att	Yards	TD	Rating
Sept. 20, 2020	vs. K.C.	22-33	311	1	94.4
Sept. 27, 2020	vs. Car.	35-49	330	1	88.0
Oct. 25, 2020	vs. Jax.	27-43	347	3	111.3
Nov. 8, 2020	vs. L.V.	28-42	326	2	105.9
Nov. 22, 2020	vs. NYJ	37-49	366	3	116.5
Nov. 29, 2020	at Buf.	31-52	316	1	75.5
Dec. 17, 2020	at L.V.	22-32	314	2	121.1
Jan. 3, 2021	at K.C.	22-31	302	3	134.1
Sept. 12, 2021	at Was.	31-47	337	1	85.2
Sept. 19, 2021	vs. Dal.	31-41	338	1	87.2
Oct. 10, 2021	vs. Cle.	26-43	398	4	122.0
Nov. 7, 2021	at Phi.	32-38	356	2	123.2
Nov. 21, 2021	vs. Pit.	30-41	382	3	116.1
Nov. 28, 2021	at Den.	28-44	303	2	80.0
Dec. 5, 2021	at Cin.	26-35	317	3	118.4
Dec. 26, 2021	at Hou.	27-35	336	1	92.1
Jan. 9, 2022	at L.V.	34-64	383	3	80.4

HERBERT'S STARTING RECORD

Below is a table of **Justin Herbert's** record as an NFL starter:

HERBERT'S REGULAR-SEASON RECORD AS STARTER

Category	Wins	Losses	Ties	Pct.
Overall	15	17	0	.469
Home	9	8	0	.529
Road	6	9	0	.400
vs. AFC West	6	6	0	.500
In December/January	7	4	0	.636
After October	10	10	0	.500
300-Plus Passing Yards	9	8	0	.529
Three-Plus TD Passes	9	4	0	.692
Four-Plus TD Passes	2	1	0	.667
100-Plus Passer Rating	12	3	0	.800
110-Plus Passer Rating	11	2	0	.846
120-Plus Passer Rating	6	2	0	.750
130-Plus Passer Rating	2	1	0	.667

AFC OFFENSIVE PLAYER RECOGNITION

Three times this season, **Justin Herbert** was named AFC Offensive Player of the Week (Weeks 9, 13 and 14). He was the first Charger to win a Player of the Week honor in back-to-back weeks since Hall of Fame **RB LaDainian Tomlinson** did so in Weeks 14 and 15 of his 2006 MVP season. Herbert is also the first quarterback to earn the recognition in consecutive weeks since Baltimore's Lamar Jackson did so in his 2019 MVP campaign (Weeks 9 and 10).

AFC OFFENSIVE PLAYER OF THE WEEK AWARDS – 3

Game	Week	Cmp-Att	Yards	TD	Rating
Nov. 7, 2021 at Phi.	9	32-38	356	2	123.2
Dec. 5, 2021 at Cin.	13	26-35	317	3	118.4
Dec. 12, 2021 vs. NYG	14	23-31	275	3	133.1

MOST AFC OFFENSIVE PLAYER OF THE WEEK AWARDS, SINGLE SEASON, CHARGERS HISTORY

Rank	Season	Player	Weeks	No.
1.	2006	RB LaDainian Tomlinson	9, 11, 14, 15	4
2.	2021	QB Justin Herbert	9, 13, 14	3
	2005	RB LaDainian Tomlinson	3, 6, 12	3
4.	2017	QB Philip Rivers	12, 17	2
	2002	RB LaDainian Tomlinson	4, 13	2
	1985	RB/KR Lionel James	3, 10	2

TARGET ACQUIRED

Justin Herbert has thrown touchdowns to 12 players, including 10 with multiple scores. He's most frequently thrown touchdowns to **WR Keenan Allen** and **WR Mike Williams**, who have each caught 14 scores from Herbert. The first passing score of his career went to **WR Jalen Guyton**, who caught the first touchdown of his career on the play.

HERBERT'S CAREER TOUCHDOWN PASSES BY RECEIVER

Receiver	Touchdown Passes
WR Keenan Allen	14
WR Mike Williams	14
RB Austin Ekeler	10
WR Jalen Guyton	6
TE Donald Parham Jr.	6
TE Jared Cook	4
TE Hunter Henry	4
WR Joshua Palmer	4
WR Tyron Johnson	3
FB Gabe Nabers	2
TE Stephen Anderson	1
TE Virgil Green	1
Total (12 Receivers)	69

JUSTIN HERBERT

A ROOKIE CAMPAIGN FOR THE AGES

AWARDS

- *The Associated Press* Offensive Rookie of the Year
- *Professional Football Writers of America* Rookie of the Year
- PFWA Offensive Rookie of the Year
- PFWA All-Rookie Selection
- NFL Offensive Rookie of the Month (October)
- NFL Offensive Rookie of the Month (November)
- FedEx NFL Air Player of the Week — Week 11 vs. NYJ (fan vote)
- Voted by fans as the Pepsi Zero Sugar Rookie of the Year
- Nine-time Pepsi Zero Sugar Rookie of the Week (voted by fans)

RECORDS AT THE TIME

- Most passing touchdowns by a rookie quarterback ever (31).
- Most total touchdowns by a rookie in NFL history (36).
- Most consecutive games by a rookie quarterback with multiple passing touchdowns in NFL history (seven).
- Most performances by a rookie quarterback with 300-plus passing yards in NFL history (eight).
- Most performances by a rookie quarterback with three-plus touchdowns in NFL history (six).
- Most games by a rookie quarterback with multiple touchdown passes in NFL history (10).
- Most completions ever by a rookie quarterback (396).
- Youngest player ever to throw 30 touchdowns in a single season, doing so at 22 years, 299 days old.
- Tied for the longest streak of game-winning drives (three games) in the fourth quarter or overtime by a rookie quarterback in the Super Bowl era (since 1966).
- Recorded the first win in pro football history by a rookie quarterback while posting 300 passing yards, three touchdown passes, a rushing score and no interceptions.
- Most passing touchdowns by a rookie quarterback in a game (four) and a half (three) in *Monday Night Football* history.
- Tied for the longest streak of games with three-plus touchdown passes by a rookie quarterback in NFL history (four).
- Tied for the most 300-yard passing performances in a player's first two career games (two).
- Became the first player since at least 1970 to register over 1,500 passing yards and a 100-plus passer rating through the first five games of a career.
- Set marks for the most passing attempts, completions, passing yards and touchdown passes by a rookie quarterback in Chargers history.
- Recorded the most single-game rushing yards by a quarterback in team annals (66 in Week 7 vs. Jax.).

ACCOMPLISHMENTS AND OTHER NOTES AT THE TIME

- Ranked second among rookie quarterbacks in NFL history with 4,336 passing yards on the season.
- Joined Patrick Mahomes as the only players in history to eclipse 4,000 passing yards in the first 14 starts of a career.
- Became the second player in NFL history to top 250 passing yards in each of the first seven games of a career (Mahomes).
- Threw a touchdown pass in each of his first 10 games played, the second-longest streak to open a career in NFL history.
- Threw for 277 yards in the first half of Week 11, the most by any rookie quarterback in a first half over the last 40 seasons.
- Became the third quarterback in NFL history to have 300 passing yards and a rushing score in a debut.
- Threw for the fourth-most passing yards in a debut since 1970.
- Became the first quarterback to throw a touchdown and run for a score in the first half of a debut since 1954.

OFFENSIVE ROOKIE OF THE YEAR

Justin Herbert earned widespread recognition as the Offensive Rookie of the Year, including as the 10th quarterback in history to win the honor from *The Associated Press*. Herbert was also selected by *Professional Football Writers of America* as Rookie of the Year and Offensive Rookie of the Year — becoming the second and seventh quarterback to win those awards, respectively. He is the first player in history to be recognized with all three honors.

QBs TO WIN AP OFFENSIVE ROOKIE OF THE YEAR

Season	Team	Player	Total TDs
2020	LAC	Justin Herbert	36
2019	Ari.	Kyler Murray	24
2016	Dal.	Dak Prescott	29
2012	Was.	Robert Griffin III	27
2011	Car.	Cam Newton	35
2010	StL	Sam Bradford	19
2008	Atl.	Matt Ryan	17
2006	Ten.	Vince Young	19
2004	Pit.	Ben Roethlisberger	18
1970	Buf.	Dennis Shaw	10

HOT OUT OF THE GATE

Justin Herbert kicked off his career with a pair of historic streaks. As a rookie, he tossed a touchdown pass in each of the first 10 games of his career, just one less than the all-time record. Herbert's streak of games with 250-plus passing yards to start a career ended at seven contests, ranking second in NFL history.

PLAYERS WITH A PASSING TOUCHDOWN, CONSECUTIVE GAMES TO START CAREER, NFL HISTORY

Rank	Team	Player	Consecutive Games
1.	Was.	QB Mark Rypien	11
2.	LAC	QB Justin Herbert	10
3.	Den.	QB Jay Cutler	9

PLAYERS WITH 250 PASSING YARDS, CONSECUTIVE GAMES TO START CAREER, NFL HISTORY

Rank	Team	Player	Consecutive Games
1.	K.C.	QB Patrick Mahomes	10
2.	LAC	QB Justin Herbert	7
3.	—	Seven Other Players	2

Herbert threw 31 touchdowns in 2020, eclipsing 30 in the season finale. At 22 years, 299 days of age that day, he became the youngest player in history to register 30 touchdown passes in a single season, besting a mark set by Ravens QB Lamar Jackson.

YOUNGEST PLAYERS TO THROW 30 TOUCHDOWN PASSES, SINGLE SEASON, NFL HISTORY

Rank	Season	Team	Player	Age (Years-Days)
1.	2020	LAC	QB Justin Herbert	22-299
2.	2019	Bal.	QB Lamar Jackson	22-339

JUSTIN HERBERT

A BIG-TIME ROOKIE

In 2020, **Justin Herbert** posted the most passing touchdowns (31) and total touchdowns (36) by a rookie quarterback in NFL history.

He also registered a rookie-record six games with three-plus touchdowns. Four of those games were in a row, joining Deshaun Watson as the only rookie quarterbacks in NFL history with three or more consecutive games of three-plus touchdown passes.

Herbert had a seven-game streak with multiple touchdown passes, good for the longest by a rookie quarterback in NFL history and tied for the third-best in team history. He finished the year with a rookie-record 10 multi-touchdown games.

PASSING TOUCHDOWNS, ROOKIE QBs, NFL HISTORY

Rank	Season	Team	Player	Passing TDs
1.	2020	LAC	Justin Herbert	31
2.	2018	Cle.	Baker Mayfield	27
3.	2012	Sea.	Russell Wilson	26
	1998	Ind.	Peyton Manning	26

TOTAL TOUCHDOWNS, ROOKIE QBs, NFL HISTORY

Rank	Season	Team	Player	Total TDs
1.	2020	LAC	Justin Herbert	36
2.	2011	Car.	Cam Newton	35
3.	2012	Sea.	Russell Wilson	30

GAMES WITH MULTIPLE PASSING TOUCHDOWNS, ROOKIE QUARTERBACKS, NFL HISTORY

Rank	Season	Team	Player	Games
1.	2020	LAC	Justin Herbert	10
2.	2018	Cle.	Baker Mayfield	9

With 4,336 passing yards, Herbert recorded the second-most passing yards in NFL history among rookie quarterbacks. Herbert completed 396 passes and tossed for 300-plus yards in eight games, the most by a rookie quarterback in history.

PASSING YARDS, ROOKIE QBs, NFL HISTORY

Rank	Season	Team	Player	Passing Yards
1.	2012	Ind.	Andrew Luck	4,374
2.	2020	LAC	Justin Herbert	4,336
3.	2011	Car.	Cam Newton	4,051
4.	2015	T.B.	Jameis Winston	4,042

GAMES WITH 300-PLUS PASSING YARDS, ROOKIE QUARTERBACKS, NFL HISTORY

Rank	Season	Team	Player	Games
1.	2020	LAC	Justin Herbert	8
2.	2012	Ind.	Andrew Luck	6

COMPLETIONS, ROOKIE QBs, NFL HISTORY

Rank	Season	Team	Player	Completions
1.	2020	LAC	Justin Herbert	396
2.	2016	Phi.	Carson Wentz	379
3.	2021	Jax.	Trevor Lawrence	359

EFFICIENCY AT ITS FINEST

With a 98.3 passer rating in 2020, **Justin Herbert** had the No. 5 rating by a rookie quarterback in NFL history (min. 200 att.). Herbert's 289.1 passing yards per game ranked No. 1 in NFL history among rookie QBs with at least 200 passing attempts.

PASSER RATING, ROOKIE QBs, MIN. 200 ATT., NFL HISTORY

Rank	Season	Team	Player	Passer Rating
1.	2016	Dal.	Dak Prescott*	104.9
2.	2017	Hou.	Deshaun Watson	103.0
3.	2012	Was.	Robert Griffin III*	102.4
4.	2012	Sea.	Russell Wilson	100.0
5.	2020	LAC	Justin Herbert*	98.3
6.	2004	Pit.	Ben Roethlisberger*	98.1
7.	1983	Mia.	Dan Marino	96.0

PASSING YARDS/GAME, ROOKIE QBs, MIN. 200 ATT., NFL HISTORY

Rank	Season	Team	Player	Passing Yds/Game
1.	2020	LAC	Justin Herbert*	289.1
2.	2012	Ind.	Andrew Luck	273.4
3.	2020	Cin.	Joe Burrow	268.8
4.	2018	Cle.	Baker Mayfield	266.1
5.	2011	Car.	Cam Newton*	253.2

*Won AP Offensive Rookie of the Year



KEENAN ALLEN

A FIVE-YEAR SPAN FOR THE AGES

Keenan Allen has topped 95 receptions in each season since 2017, becoming the second player in NFL history to do so in five-straight years. Over the last five seasons, Allen leads the NFL in receptions and ranks fifth in receiving yards. He is one of 10 players in history to top 500 receptions over any five-year span.

CONSECUTIVE SEASONS WITH 95-PLUS RECEPTIONS, NFL HISTORY

Rank	Team/s	Player	No. of Seasons
1.	Pit.	WR Antonio Brown	6 (2013-18)
2.	LAC	WR Keenan Allen	5 (2017-Present)
3.	Hou./Ari.	WR DeAndre Hopkins	4 (2017-20)
	Ind.	WR Marvin Harrison*	4 (1999-2002)
	S.F.	WR Jerry Rice*	4 (1993-96)

*Pro Football Hall of Famer

RECEPTIONS LEADERS, NFL, SINCE 2017

Rank	Team	Player	Receptions
1.	LAC	WR Keenan Allen	509
2.	G.B.	WR Davante Adams	506
3.	K.C.	TE Travis Kelce	480

RECEIVING YARDS LEADERS, NFL, SINCE 2017

Rank	Team/s	Player	Receiving Yards
1.	G.B.	WR Davante Adams	6,195
2.	K.C.	TE Travis Kelce	6,144
3.	Hou./Ari.	WR DeAndre Hopkins	6,094
4.	K.C.	WR Tyreek Hill	6,037
5.	LAC	WR Keenan Allen	5,918

PLAYERS WITH 500 CATCHES IN A FIVE-YEAR SPAN, NFL HISTORY

Seasons	Team/s	Player	Receptions
2017-21	LAC	WR Keenan Allen	509
	G.B.	WR Davante Adams	506
2016-20	N.O.	WR Michael Thomas	510
	Hou./Ari.	WR DeAndre Hopkins	508
2015-19	Atl.	WR Julio Jones	519
	Hou.	WR DeAndre Hopkins	504
2014-18	Pit.	WR Antonio Brown	576
	Atl.	WR Julio Jones	524
2013-17	Pit.	WR Antonio Brown	582
2012-16	Pit.	WR Antonio Brown	547
2011-15	Pit.	WR Antonio Brown	510
2009-13	N.E./Den.	WR Wes Welker	522
2008-12	N.E.	WR Wes Welker	560
2007-11	N.E.	WR Wes Welker	554
2002-06	Ind.	WR Marvin Harrison	500
2001-05	Ind.	WR Marvin Harrison	514
2000-04	Ind.	WR Marvin Harrison	534
1999-2003	Ind.	WR Marvin Harrison	563
1998-2002	Ind.	WR Marvin Harrison	528
1994-98	Min.	WR Cris Carter	507
1993-97	Min.	WR Cris Carter	515
1992-96	S.F.	WR Jerry Rice	524



A PERENNIAL PRO BOWLER

With prolific campaigns each of the last five seasons, Keenan Allen earned five-straight Pro Bowl nods as one of the top receivers in football. Allen is one of six offensive players to be named a Pro Bowler following each of the last five seasons. His five-straight Pro Bowls is tied for the fourth-longest active streak among offensive players.

LONGEST ACTIVE STREAK OF PRO BOWL SELECTIONS, OFFENSIVE PLAYERS, NFL

Rank	Team	Player	Consecutive Pro Bowls
1.	K.C.	WR Travis Kelce	7 (2016-22)
2.	K.C.	WR Tyreek Hill	6 (2017-22)
	S.F.	FB Kyle Juszczyk	6 (2017-22)
4.	LAC	WR Keenan Allen	5 (2018-22)
	G.B.	WR Davante Adams	5 (2018-22)
	N.O.	RB Alvin Kamara	5 (2018-22)

Allen is now tied for the sixth-most all-star selections in team history. Hall of Fame **LB Junior Seau**, **QB Philip Rivers** and Hall of Fame **QB Dan Fouts** are the only Chargers draft picks with more Pro Bowl selections with the team in history.

MOST PRO BOWL SELECTIONS, CHARGERS HISTORY

Rank	Player	Pro Bowls	No.
1.	LB Junior Seau	1990-2002	12
2.	QB Philip Rivers	2007, '10-12, '14, '17-19	8
	TE Antonio Gates	2005-12	8
4.	DE Leslie O'Neal	1990-91, '93-96	6
	QB Dan Fouts	1980-84, '86	6
6.	WR Keenan Allen	2018-22	5
	RB LaDainian Tomlinson	2003, '05-08	5
	TE Kellen Winslow	1981-84, '88	5
	T Russ Washington	1975-76, '78-80	5

KEENAN ALLEN

A HISTORIC TRACK RECORD

Keenan Allen caught nine passes in his 99th career game in 2020's Week 14 win against Atlanta, setting an all-time record for the most catches through the first 100 games of a career. Allen added a catch in the 100th game of his career to add to his record-setting mark.

RECEPTIONS, FIRST 100 CAREER GAMES, NFL HISTORY

Rank	Team/s	Player	Rec.
1.	LAC	WR Keenan Allen	624
2.	Pit.	WR Antonio Brown	622
3.	Atl.	WR Julio Jones	619
4.	Ari./Bal.	WR Anquan Boldin	614
5.	Ind.	WR Marvin Harrison	591

Allen eclipsed 700 career receptions in Week 12, doing so in his 111th game to tie Antonio Brown for the fastest player to reach that mark in NFL history.

With a team-record 16 receptions in 2020's Week 11 win against the New York Jets, Allen tied as the fastest player in NFL history to reach 600 career receptions with Antonio Brown (96 games).

FEWEST GAMES TO 700 RECEPTIONS, NFL HISTORY

Rank	Team	Player	Games
1.	LAC	WR Keenan Allen	111
	Pit.	WR Antonio Brown	111
3.	Atl.	WR Julio Jones	112
4.	Ind.	WR Marvin Harrison	114

FEWEST GAMES TO 600 RECEPTIONS, NFL HISTORY

Rank	Team/s	Player	Games
1.	LAC	WR Keenan Allen	96
	Pit.	WR Antonio Brown	96
3.	Atl.	WR Julio Jones	97
4.	Ari./Bal.	WR Anquan Boldin	98

KEENAN SETS THE MARK

WR Keenan Allen finished the game with six catches for 52 yards (8.7 avg.), giving him a team-record 106 receptions on the year.

MOST RECEPTIONS, SINGLE SEASON, CHARGERS HISTORY

Rank	Season	Player	Receptions
1.	2021	WR Keenan Allen	106
2.	2019	WR Keenan Allen	104
3.	2017	WR Keenan Allen	102
4.	2020	WR Keenan Allen	100
	2003	RB LaDainian Tomlinson	100

HIT THE CENTURY MARK

Keenan Allen reached 100 receptions for the fourth season in his career, tying for the sixth-most 100-catch campaigns in history. The California product reached the mark each of the last three seasons, tying for the third-longest streak in NFL history.

MOST 100-CATCH SEASONS, NFL HISTORY

Rank	Team/s	Player	No. of Seasons
1.	Pit.	WR Antonio Brown	6
	Den./Chi./NYJ	WR Brandon Marshall	6
3.	Ari.	WR Larry Fitzgerald	5
	Hou.	WR Andre Johnson	5
	N.E.	WR Wes Welker	5
6.	LAC	WR Keenan Allen	4
	Hou./Ari.	WR DeAndre Hopkins	4
	Ind.	WR Marvin Harrison	4
	Ind.	WR Reggie Wayne	4
	S.F.	WR Jerry Rice	4

CONSECUTIVE 100-CATCH SEASONS, NFL HISTORY

Rank	Team/s	Player	No. of Seasons
1.	Pit.	WR Antonio Brown	6 (2013-18)
2.	Ind.	WR Marvin Harrison	4 (1999-2002)
3.	LAC	WR Keenan Allen	3 (2019-Present)
	Hou./Ari.	WR DeAndre Hopkins	3 (2018-20)
	N.O.	WR Michael Thomas	3 (2017-19)
	Ari.	WR Larry Fitzgerald	3 (2015-17)
	Den.	WR Brandon Marshall	3 (2007-09)
	N.E.	WR Wes Welker	3 (2007-09)
	Det.	WR Herman Moore	3 (1995-97)
	S.F.	WR Jerry Rice	3 (1994-96)

TOP OF THE CHARTS

Keenan Allen has now ranked inside the top four of the AFC for receptions in three-straight seasons. He also ranked seventh in receiving yards.

RECEPTIONS LEADERS, AFC, 2021

Rank	Team	Player	Receptions
1.	K.C.	WR Tyreek Hill	111
2.	Bal.	TE Mark Andrews	107
	Pit.	WR Diontae Johnson	107
4.	LAC	WR Keenan Allen	106
5.	Mia.	WR Jaylen Waddle	104

RECEIVING YARDS LEADERS, AFC, 2021

Rank	Team	Player	Receiving Yards
1.	Cin.	WR Ja'Marr Chase	1,455
2.	Bal.	TE Mark Andrews	1,361
3.	K.C.	WR Tyreek Hill	1,239
4.	Buf.	WR Stefon Diggs	1,225
5.	Pit.	WR Diontae Johnson	1,161
6.	LAC	WR Mike Williams	1,146
7.	LAC	WR Keenan Allen	1,138

KEENAN ALLEN

THIRD-DOWN PHENOM

Over his historic five-year span, **Keenan Allen** has also been the NFL's top receiver on third down, totaling 149 catches for 1,992 yards and moving the chains on 123 of those receptions — all of which are NFL highs. He ranked tied for fifth over that span with 14 touchdown grabs on third down.

Allen continued his third-down dominance in 2021. He had 31 catches for 414 yards and two touchdowns on third down, with 25 of those receptions moving the chains.

THIRD DOWN RECEPTIONS, NFL, SINCE 2017

Rank	Team/s	Player	Receptions
1.	LAC	WR Keenan Allen	149
2.	LAR	WR Cooper Kupp	127
3.	G.B.	WR Davante Adams	122
4.	Hou./Ari.	WR DeAndre Hopkins	115

THIRD DOWN RECEIVING YARDS, NFL, SINCE 2017

Rank	Team	Player	Receiving Yards
1.	LAC	WR Keenan Allen	1,992
2.	LAR	WR Cooper Kupp	1,954
3.	G.B.	WR Davante Adams	1,780
4.	K.C.	WR Tyreek Hill	1,681

RECEIVING FIRST DOWNS, THIRD DOWN, NFL, SINCE 2017

Rank	Team/s	Player	Rec. First Downs
1.	LAC	WR Keenan Allen	123
2.	LAR	WR Cooper Kupp	102
3.	G.B.	WR Davante Adams	96
4.	Hou./Ari.	WR DeAndre Hopkins	94
	K.C.	WR Tyreek Hill	92
	K.C.	TE Travis Kelce	92

ALLEN A DAY'S WORK

With nine receptions for 112 yards (12.4 avg.) in Week 11, **Keenan Allen** tied a team record with his third-consecutive game of eight or more catches.

MOST CONSECUTIVE GAMES WITH EIGHT OR MORE RECEPTIONS, CHARGERS HISTORY

Rk.	Player	Dates	Consec. Games
1.	WR Keenan Allen	Nov. 7, 2021-Nov. 21, 2021	3
	WR Keenan Allen	Oct. 25, 2020-Nov. 8, 2020	3
	WR Keenan Allen	Sept. 8, 2019-Sept. 22, 2019	3
	WR Keenan Allen	Nov. 18, 2017-Dec. 3, 2017	3
	TE Antonio Gates	Oct. 23, 2005-Nov. 6, 2005	3



THE TOP TARGET

In 2020, **Keenan Allen** not only made team history with a record-setting 16 catches in the Bolts' Week 11 win, he also set an NFL record by registering his sixth career game of 13-plus receptions. Allen also became the fifth player in NFL history with multiple performances of 15 or more catches.

Allen caught 12 passes for 104 yards in the Week 9 win at Philadelphia, marking his record-setting ninth career performance with at least 12 receptions and 100 receiving yards.

MOST GAMES WITH 13-PLUS RECEPTIONS, NFL HISTORY

Rank	Team	Player	Games
1.	LAC	WR Keenan Allen	6
2.	N.E.	WR Wes Welker	5
	Pit.	WR Antonio Brown	5

MOST GAMES WITH 15-PLUS RECEPTIONS, NFL HISTORY

Rank	Team	Player	Games
1.	LAC	WR Keenan Allen	2
	Dal.	TE Jason Witten	2
	Den.	WR Brandon Marshall	2
	N.E.	WR Wes Welker	2
	Pit.	WR Antonio Brown	2

MOST GAMES WITH 12-PLUS CATCHES AND 100-PLUS RECEIVING YARDS, NFL HISTORY

Rank	Team	Player	Games
1.	LAC	WR Keenan Allen	9
2.	Ind.	WR Marvin Harrison	8
	N.E.	WR Wes Welker	8

KEENAN ALLEN

TRIPLE-THREAT

From Weeks 11-13 in 2017, **Keenan Allen** became the first player in NFL history to post three-consecutive games with 10-plus receptions, 100-plus receiving yards and a touchdown catch.

KEENAN ALLEN RECEIVING STATS, WEEK 11-13, 2017

Week	Date	Opp.	Rec.	Yds	Avg.	Lg	TD
11	Nov. 19, 2017	vs. Buf.	12	159	13.3	29	2
12	Nov. 23, 2017	at Dal.	11	172	15.6	42t	1
13	Dec. 3, 2017	vs. Cle.	10	105	10.5	26	1

Allen capped off the season with an interception in the road finale at the New York Jets. The pick made him the first player in NFL history to have 90-plus catches and an interception in the same season. Allen also joined Hall of Famers Don Hutson (1942) and Randy Moss (2009) as the third player in league annals to register 1,000-plus receiving yards and an interception in the same season.

PLAYERS WITH 1,000 RECEIVING YARDS AND AN INT, SINGLE SEASON, NFL HISTORY

Season	Team	Player	Rec.	Rec. Yds	INTs
2017	LAC	WR Keenan Allen	102	1,393	1
2009	N.E.	WR Randy Moss*	83	1,264	1
1942	G.B.	E Don Hutson*	74	1,211	7

**Pro Football Hall of Famer*

KEENAN KEEPS CLIMBING

Keenan Allen's first catch in Week 10 of the 2020 season made him the franchise leader in receptions among wide receivers, passing Hall of Famer **Charlie Joiner** in the process. Allen now ranks No. 2 in team annals behind **TE Antonio Gates** with 730 career receptions.

In Week 2 of 2021, Allen moved to fourth on the team's receiving yards list. He currently sits at No. 2 among Chargers in history for games with 100-plus receiving yards and has a franchise-record 14 games with 10-plus receptions.

CAREER RECEPTIONS, CHARGERS HISTORY

Rank	Seasons	Player	Receptions
1.	2003-18	TE Antonio Gates	955
2.	2013-Present	WR Keenan Allen	730
3.	1976-86	WR Charlie Joiner*	586
4.	1979-87	TE Kellen Winslow*	541
5.	2001-09	RB LaDainian Tomlinson*	530
6.	1962-70	FL Lance Alworth*	493

**Pro Football Hall of Famer*

CAREER RECEIVING YARDS, CHARGERS HISTORY

Rank	Seasons	Player	Receiving Yards
1.	2003-18	TE Antonio Gates	11,841
2.	1962-70	FL Lance Alworth	9,584
3.	1976-86	WR Charlie Joiner	9,203
4.	2013-Present	WR Keenan Allen	8,535

KEEPING IT 100

Keenan Allen registered his fourth 100-yard performance of the year in Week 11. It gave him 31 games with 100-plus yards for his career, tied for the fourth-most since he entered the NFL in 2013.

Allen's seven 100-yard games in 2017 were the most by a Charger in a single season since 1980. He became the first Chargers rookie to top 100 receiving yards in a postseason contest.

REGULAR-SEASON 100-YARD RECEIVING GAMES — 31

Date	Opp.	Rec.	Yds	Avg.	Lg	TD
Oct. 6, 2013	at Oak.	6	115	19.2	30	1
Oct. 14, 2013	vs. Ind.	9	107	11.9	22t	1
Nov. 3, 2013	at Was.	8	128	16.0	22	1
Nov. 24, 2013	at K.C.	9	124	13.8	29	0
Dec. 1, 2013	vs. Cin.	8	106	13.3	22	0
Sept. 28, 2014	vs. Jax.	10	135	13.5	24	0
Nov. 23, 2014	vs. StL	6	104	17.3	35	1
Nov. 30, 2014	at Bal.	11	121	11.0	23t	2
Sept. 13, 2015	vs. Det.	15	166	11.1	21	0
Sept. 27, 2015	at Min.	12	133	11.1	34t	2
Oct. 18, 2015	at G.B.	14	157	11.2	38	0
Sept. 17, 2017	vs. Mia.	9	100	11.1	24	0
Oct. 1, 2017	vs. Phi.	5	138	27.6	50	0
Nov. 19, 2017	vs. Buf.	12	159	13.3	29	2
Nov. 23, 2017	at Dal.	11	172	15.6	42t	1
Dec. 3, 2017	vs. Cle.	10	105	10.5	26	1
Dec. 10, 2017	vs. Was.	6	111	18.5	51	0
Dec. 31, 2017	vs. Oak.	9	133	14.8	28	1
Sept. 9, 2018	vs. K.C.	8	108	13.5	23	1
Nov. 4, 2018	at Sea.	6	124	20.7	54	0
Dec. 2, 2018	at Pit.	14	148	10.6	21	1
Sept. 8, 2019	vs. Ind.	8	123	15.4	28t	1
Sept. 22, 2019	vs. Hou.	13	183	14.1	34	2
Sept. 27, 2020	vs. Car.	13	132	10.2	22	1
Oct. 25, 2020	vs. Jax.	10	125	12.5	27	0
Nov. 8, 2020	vs. L.V.	9	103	11.4	27t	1
Nov. 22, 2020	vs. NYJ	16	145	9.1	21	1
Sept. 12, 2021	at Was.	9	100	11.1	17	0
Sept. 19, 2021	vs. Dal.	4	108	27.0	42	0
Nov. 7, 2021	at Phi.	12	104	8.7	18	0
Nov. 21, 2021	vs. Pit.	9	112	12.4	30	0

POSTSEASON 100-YARD RECEIVING GAMES — 1

Date	Opp.	Rec.	Yds	Avg.	Lg	TD
Jan. 12, 2014*	at Den.	6	142	23.7	49	2

**AFC Divisional*

AUSTIN EKELER

END ZONE EKELER

With 12 rushing touchdowns and eight receiving scores on the season, **RB Austin Ekeler** registered the sixth season in NFL history with at least eight rushing scores and eight touchdown catches. He's the only AFC player ever to do so.

Ekeler hauled in eight receiving scores for the second season in his career, joining Hall of Fame RB Marshall Faulk (2000 and '01) as the only running backs in the common draft era (since 1967) with multiple seasons on eight-plus touchdown grabs.

PLAYERS WITH EIGHT RUSHING TOUCHDOWNS AND EIGHT TOUCHDOWN CATCHES, SINGLE SEASON, NFL HISTORY

Season	Team	Player	Rush TDs	Rec. TDs
2021	LAC	RB Austin Ekeler	12	8
2001	StL	RB Marshall Faulk	12	9
2000	StL	RB Marshall Faulk	18	8
1975	Min.	RB Chuck Foreman	13	9
1966	Dal.	RB Dan Reeves	8	8
1949	NYG	RB Gene Roberts	9	8

In the Week 11 win against Pittsburgh on *Sunday Night Football*, Ekeler scored four scrimmage touchdowns (two rushing, two receiving). He is the only AFC player this season to score a touchdown in each quarter of a single game. It marked Ekeler's third game of the season with a rushing score and a touchdown catch. He had an NFL-best four such performances in 2021, tying for the second-most in a season in NFL history.

Ekeler was the first running back to have multiple rushing scores and multiple receiving touchdowns in a game since 2011 (Maurice Jones-Drew). He was also the first Charger to have four scrimmage scores in a game since **RB Danny Woodhead** in 2015.

GAMES WITH A RUSHING TOUCHDOWN AND RECEIVING TOUCHDOWN, SINGLE SEASON, NFL HISTORY

Rank	Season	Team	Player	Games
1.	1975	Min.	RB Chuck Foreman	5
2.	2021	LAC	RB Austin Ekeler	4
	—	—	Eight Other Players	4

UNDER THE LIGHTS

In four prime-time games in 2021, **Austin Ekeler** scored nine scrimmage touchdowns, tying for the second-most in a single season in NFL history. His six scrimmage scores on *Sunday Night Football* tied for the most in a season ever (Dez Bryant in 2014, Randy Moss in 2007, LaDainian Tomlinson in 2006).

MOST PRIME-TIME SCRIMMAGE TDs, SINGLE SEASON, NFL HISTORY

Rank	Season	Team	Player	Scrimmage TDs
1.	2007	N.E.	WR Randy Moss	11
2.	2021	LAC	RB Austin Ekeler	9
	1995	Dal.	RB Emmitt Smith	9

HANDS TEAM

Austin Ekeler has solidified himself as one of the most dynamic receiving backs in the NFL. This year, he has set the record for the most receiving scores by a running back through their first five seasons in the common draft era (since 1967). The fifth-year back from Western State Colorado ranks tied for No. 8 in receiving touchdowns among running backs in the common draft era.

RECEIVING TOUCHDOWNS THROUGH FIRST FIVE SEASONS, RBs, NFL, COMMON DRAFT ERA (SINCE 1967)

Rank	Team	Player	Receiving TDs
1.	LAC	Austin Ekeler	24
2.	Min.	Chuck Foreman	21
3.	N.O.	Alvin Kamara	20
4.	N.E.	James White	19
5.	Phi.	Brian Westbrook	18

CAREER RECEIVING TOUCHDOWNS, RUNNING BACKS, NFL, COMMON DRAFT ERA (SINCE 1967)

Rank	Team/s	Player	Receiving TDs
1.	Ind./StL	Marshall Faulk	36
2.	S.D./N.O./Phi.	Darren Sproles	32
3.	Phi./S.F.	Brian Westbrook	30
	S.D./Cin./T.B./Cle.	James Brooks	30
5.	Ari./Was./Buf./N.E.	Larry Centers	28
6.	Phi./Mia./N.E./NYJ	Keith Byars	27
7.	N.E.	James White	25
8.	LAC	Austin Ekeler	24
	Buf./S.D./Hou.*	Ronnie Harmon	24

*Houston Oilers

The 24 receiving touchdowns are the fifth-most in the common draft era by a running back with a single team.

RECEIVING TOUCHDOWNS WITH A SINGLE TEAM, RBs, NFL, COMMON DRAFT ERA (SINCE 1967)

Rank	Team	Player	Receiving TDs
1.	Eagles	Brian Westbrook	29
2.	Bengals	James Brooks	27
	Rams	Marshall Faulk	27
4.	Patriots	James White	25
5.	Chargers	Austin Ekeler	24

Ekeler has now hauled in at least two receiving scores in each of his five seasons, joining Hall of Famer Marcus Allen as the only running backs to do so since the 1970 NFL-AFL Merger. There has not been a running back over that span to have two or more receiving scores in each of their first six pro seasons.

SEASONS WITH MULTIPLE RECEIVING TDs, FIRST FIVE PROFESSIONAL SEASONS, RBs, NFL, SINCE 1970

Rank	Team	Player	No. of Seasons
1.	Chargers	Austin Ekeler	5
	Raiders	Marcus Allen	5
3.	—	16 Other Players	4

AUSTIN EKELER

A LEAGUE-LEADING SCORER

In 2021, **Austin Ekeler** continued to showcase his ability as one of the most versatile weapons in football. He ended the season tied for the league lead with 20 scrimmage touchdowns and ranked third in scrimmage yards among running backs.

Ekeler's eight games of 100-plus scrimmage yards tied for third in the NFL among running backs. His eight touchdown catches tied for No. 10 in the AFC, while his 12 touchdown runs ranked fourth in the conference.

SCRIMMAGE TOUCHDOWNS LEADERS, NFL, 2021

Rank	Team	Player	Scrimmage TDs
1.	LAC	RB Austin Ekeler	20
	Ind.	RB Jonathan Taylor	20
3.	Ari.	RB James Conner	18
4.	Cin.	RB Joe Mixon	16
	LAR	WR Cooper Kupp	16

SCRIMMAGE YARDS LEADERS, RBs, NFL, 2021

Rank	Team	Player	Scrimmage Yards
1.	Ind.	Jonathan Taylor	2,171
2.	Pit.	Najee Harris	1,667
3.	LAC	Austin Ekeler	1,558
3.	Cin.	Joe Mixon	1,519
5.	Cle.	Nick Chubb	1,433

MAKING AN IMPACT

Austin Ekeler put forth one of the best offensive seasons in team history. His 20 scrimmage touchdowns tied Hall of Fame RB **LaDainian Tomlinson's** 2005 season for the second-most by a Charger in a single season.

Ekeler ended the season on an eight-game touchdown streak, tying for the fifth-longest streak in team history.

MOST TOUCHDOWNS, SINGLE SEASON, CHARGERS HISTORY

Rank	Season	Player	Total TDs
1.	2006	RB LaDainian Tomlinson	31
2.	2021	RB Austin Ekeler	20
	2005	RB LaDainian Tomlinson	20
4.	1981	RB Chuck Muncie	19

MOST CONSECUTIVE GAMES WITH A TOUCHDOWN, CHARGERS HISTORY

Rk.	Player	Dates	Consec. Games
1.	RB LaDainian Tomlinson	Oct. 3, 2004-Oct. 16, 2005	18
2.	RB LaDainian Tomlinson	Oct. 15, 2005-Dec. 17, 2006	10
3.	TE Antonio Gates	Dec. 13, 2009-Oct. 10, 2010	9
	RB Natrone Means	Dec. 19, 1993-Oct. 16, 1994	9
5.	RB Austin Ekeler	Nov. 14, 2021-Present	8
	RB LaDainian Tomlinson	Nov. 23, 2003-Sept. 19, 2004	8



AN OLD HEAD ON YOUNG SHOULDERS

On a two-yard receiving touchdown in Week 10, **Austin Ekeler** reached 20 career receiving touchdowns. At 26 years, 181 days, he was the second running back in the common draft era (since 1967) to reach that mark before turning 27-years-old.

Next season, the dynamic receiving back can become the youngest running back in the common draft era to reach 25 career touchdown catches.

RUNNING BACKS TO REACH 20 CAREER RECEIVING TOUCHDOWNS BEFORE TURNING 27-YEARS-OLD, COMMON DRAFT ERA (SINCE 1967)

Season	Team	Player	Age (Years-Days)
2021	N.O.	Alvin Kamara	26-161
2021	LAC	Austin Ekeler	26-181
1977	Min.	Chuck Foreman	26-333

YOUNGEST TO REACH 25 CAREER RECEIVING TDs, RUNNING BACKS, COMMON DRAFT ERA (SINCE 1967)

Rank	Team/s	Player	Age (Years-Days)
1.	Ind./StL	Marshall Faulk	28-265
2.	N.E.	James White	28-335
3.	Phi.	Brian Westbrook	29-13
4.	S.D./N.O.	Darren Sproles	29-193
—	LAC	Austin Ekeler	27-117*

*Age as of Sept. 11, 2022

Ekeler was already the sixth running back in the common draft era to eclipse 15 receiving scores before turning 26-years-old after hauling in his 15th touchdown catch in Week 16 of 2020.

RUNNING BACKS TO REACH 15 CAREER RECEIVING TOUCHDOWNS BEFORE TURNING 26-YEARS-OLD, COMMON DRAFT ERA (SINCE 1967)

Season	Team/s	Player	Age (Years-Days)
2020	LAC	Austin Ekeler	25-224
2020	N.O.	Alvin Kamara	25-148
2020	K.C./Cle.	Kareem Hunt	25-80
2019	Car.	Christian McCaffrey	23-170
1983	Buf.	Joe Cribbs	25-312
1975	Min.	Chuck Foreman	25-42

AUSTIN EKELER

SIGNED, SEALED, DELIVERED



In the fourth quarter of the Week 5 win against Cleveland, **Austin Ekeler** hauled in a receiving score and ran in two others to seal the victory. He became the first player in over a decade and just the fifth since at least 1991 to have three scrimmage touchdowns in a single fourth quarter.

PLAYERS WITH THREE-PLUS SCRIMMAGE TOUCHDOWNS IN A SINGLE FOURTH QUARTER, NFL, SINCE 1991

Season	Week	Team	Player	Scrimmage TDs
2021	5	LAC	RB Austin Ekeler	3
2009	8	Hou.	RB Ryan Moats	3
2008	12	Atl.	RB Michael Turner	3
2002	1	K.C.	RB Priest Holmes	3
1991	16	S.D.	RB Rod Bernstine	3

100 MILES AND RUNNIN'

In the team's 45-10 win over Jacksonville in 2019, **Austin Ekeler** recorded the 35th 100-yard rushing and 100-yard receiving performance in league annals on just 12 offensive touches — the fewest in a 100/100 performance in NFL history.

Ekeler's effort was the fourth such performance by an undrafted running back in the common draft era (since 1967) and the third in team history (second by a Charger in the regular season.)

PLAYERS WITH 100 RUSHING YARDS AND 100 RECEIVING YARDS, SINGLE GAME, MAX. 15 TOUCHES, NFL HISTORY

Season	Team	Player	Rush Yds	Rec. Yds	Touches
2019	LAC	Austin Ekeler	101	112	12
1986	Dal.	Herschel Walker	122	170	15
1954	ChiC*	Ollie Matson	115	161	15

*Chicago Cardinals

PLAYERS WITH 100 RUSHING YARDS AND 100 RECEIVING YARDS, SINGLE GAME, CHARGERS HISTORY

Season	Player	Rush Att	Rush Yds	Rec.	Rec. Yds
2019	Austin Ekeler	8	101	4	112
1985	Lionel James	12	127	5	118
1963	Keith Lincoln*	13	206	7	123

*Only postseason 100/100 performance in pro football history

EKELER IN THE RECORD BOOK

In 2021, **Austin Ekeler** totaled 124 points, good for the second-most by a Chargers non-kicker in a single season. His performance in the Week 11 win against Pittsburgh saw him record four touchdowns and 24 total points, tying for No. 2 in team annals. Ekeler also had a three-touchdown game, which is tied for 12th in franchise history.

MOST POINTS SCORED, NON-KICKERS, SINGLE SEASON, CHARGERS HISTORY

Rank	Season	Player	Points
1.	2006	RB LaDainian Tomlinson	186
2.	2021	RB Austin Ekeler	124
3.	2005	RB LaDainian Tomlinson	120

MOST POINTS SCORED, SINGLE GAME, CHARGERS HISTORY

Rank	Game	Player	Points
1.	Nov. 22, 1981 at Oak.	TE Kellen Winslow	30
2.	Nov. 21, 2021 vs. Pit.	RB Austin Ekeler	24
	Dec. 20, 2015 vs. Mia.	RB Danny Woodhead	24
	Oct. 14, 2007 vs. Oak.	RB LaDainian Tomlinson	24
	Nov. 19, 2006 at Den.	RB LaDainian Tomlinson	24
	Nov. 12, 2006 at Cin.	RB LaDainian Tomlinson	24
	Oct. 15, 2006 at S.F.	RB LaDainian Tomlinson	24
	Nov. 6, 2005 at NYJ	RB LaDainian Tomlinson	24
	Nov. 29, 1981 vs. Den.	RB Chuck Muncie	24
	Sept. 16, 1979 vs. Buf.	RB Clarence Williams	24
	Dec. 1, 1968 at Den.	FL Lance Alworth	24
12.	Dec. 13, 2008 at K.C.	WR Mike Williams	20

MOST TOUCHDOWNS, SINGLE GAME, CHARGERS HISTORY

Rank	Game	Player	Touchdowns
1.	Nov. 22, 1981 at Oak.	TE Kellen Winslow	5
2.	Nov. 21, 2021 vs. Pit.	RB Austin Ekeler	4
	Dec. 20, 2015 vs. Mia.	RB Danny Woodhead	4
	Oct. 14, 2007 vs. Oak.	RB LaDainian Tomlinson	4
	Nov. 19, 2006 at Den.	RB LaDainian Tomlinson	4
	Nov. 12, 2006 at Cin.	RB LaDainian Tomlinson	4
	Oct. 15, 2006 at S.F.	RB LaDainian Tomlinson	4
	Nov. 6, 2005 at NYJ	RB LaDainian Tomlinson	4
	Nov. 29, 1981 vs. Den.	RB Chuck Muncie	4
	Sept. 16, 1979 vs. Buf.	RB Clarence Williams	4
	Dec. 1, 1968 at Den.	FL Lance Alworth	4
12.	Oct. 10, 2021 vs. Cle.	RB Austin Ekeler	3
	—	44 Other Performances	3

AUSTIN EKELER

EKELER IN TEAM HISTORY

Austin Ekeler has emerged into the top-10 in Chargers history in multiple rushing categories — ranking ninth in rushing attempts and yards. He sits at No. 8 in rushing touchdowns and ranks third in rushing average (min. 500 attempts).

CAREER RUSHING ATTEMPTS, CHARGERS HISTORY

Rank	Seasons	Player	Rushing Attempts
1.	2001-09	RB LaDainian Tomlinson	2,880
2.	2015-19	RB Melvin Gordon III	1,059
3.	1989-93	RB Marion Butts	1,031
4.	1960-68	RB Paul Lowe	1,015
5.	1993-95, '98-99	RB Natrone Means	1,013
6.	2010-14	RB Ryan Mathews	923
7.	1980-84	RB Chuck Muncie	773
8.	1974-80	RB Don Woods	713
9.	2017-Present	RB Austin Ekeler	607
10.	1961-66, '68	RB Keith Lincoln	573

CAREER RUSHING YARDS, CHARGERS HISTORY

Rank	Seasons	Player	Rushing Yards
1.	2001-09	RB LaDainian Tomlinson	12,490
2.	1960-68	RB Paul Lowe	4,972
3.	1989-93	RB Marion Butts	4,297
4.	2015-19	RB Melvin Gordon III	4,240
5.	2010-14	RB Ryan Mathews	4,061
6.	1993-95, '98-99	RB Natrone Means	3,885
7.	1980-84	RB Chuck Muncie	3,309
8.	1974-80	RB Don Woods	2,858
9.	2017-Present	RB Austin Ekeler	2,812
10.	1961-66, '68	RB Keith Lincoln	2,698

CAREER RUSHING TOUCHDOWNS, CHARGERS HISTORY

Rank	Seasons	Player	Rushing TDs
1.	2001-09	RB LaDainian Tomlinson	138
2.	1980-84	RB Chuck Muncie	43
3.	1960-68	RB Paul Lowe	38
4.	2015-19	RB Melvin Gordon III	36
5.	1993-95, '98-99	RB Natrone Means	34
6.	1989-93	RB Marion Butts	31
7.	2010-14	RB Ryan Mathews	23
8.	2017-Present	RB Austin Ekeler	21
9.	2008-11	RB Mike Tolbert	20

CAREER RUSHING AVERAGE, MIN. 500 ATTEMPTS, CHARGERS HISTORY

Rank	Seasons	Player	Rushing Avg.
1.	1960-68	RB Paul Lowe	4.90
2.	1961-66, '68	RB Keith Lincoln	4.71
3.	2017-Present	RB Austin Ekeler	4.63
4.	1967-70	RB Dickie Post	4.43
5.	2010-14	RB Ryan Mathews	4.40



ELECTRIC EKELER

Through five pro seasons, Austin Ekeler has established himself as one of the best receiving running backs in Chargers history. He has already set the all-time Chargers record for receiving touchdowns by a running back and ranks No. 3 for receptions and receiving yards by a running back.

CAREER RECEPTIONS, RBs, CHARGERS HISTORY

Rank	Seasons	Player	Receptions
1.	2001-09	LaDainian Tomlinson	530
2.	1990-95	Ronnie Harmon	378
3.	2017-Present	Austin Ekeler	282
4.	1995-2002	Terrell Fletcher	259

CAREER RECEIVING YARDS, RBs, CHARGERS HISTORY

Rank	Seasons	Player	Receiving Yards
1.	2001-09	LaDainian Tomlinson	3,955
2.	1990-95	Ronnie Harmon	3,939
3.	2017-Present	Austin Ekeler	2,726
4.	1990-95	Ronnie Harmon	1,978

KEEPING IT 100

Austin Ekeler registered the second 100-yard rushing performance of his career in Week 4, setting a single-game career high for rushing yards in the process. In 2019, he posted three games with 100-plus receiving yards to set a team record for career 100-yard receiving games by a running back.

100-YARD RUSHING OUTPUTS — 2

Date	Opp.	Att	Yds	Avg.	Lg	TD
Dec. 8, 2019	at Jax.	8	101	12.6	35	0
Oct. 4, 2021	vs. L.V.	15	117	7.8	20	1

100-YARD RECEIVING OUTPUTS — 3

Date	Opp.	Rec.	Yds	Avg.	Lg	TD
Oct. 20, 2019	at Ten.	7	118	16.9	41t	1
Nov. 18, 2019	vs. K.C.	8	108	13.5	37	0
Dec. 8, 2019	at Jax.	4	112	28.0	84t	1

MIKE WILLIAMS

CLUTCH SCORING GRABS

Mike Williams hauled in seven touchdowns from QB Justin Herbert in the fourth quarter or overtime this year — five were go-ahead scores and another was a game-tying touchdown.

His five go-ahead touchdowns in the fourth quarter or overtime set a single-season NFL record, while his six game-tying or go-ahead scores in the fourth quarter or overtime were also an all-time best in a season. Williams' seven touchdown grabs in the fourth quarter tied for the most in a season since at least 1991.

GO-AHEAD TOUCHDOWNS IN FOURTH QUARTER OR OVERTIME, SINGLE SEASON, NFL HISTORY

Rank	Season	Team	Player	Go-Ahead TDs
1.	2021	LAC	WR Mike Williams	5
2.	2021	LAR	WR Cooper Kupp	4
	2014	Min.	RB Matt Asiata	4
	2012	Atl.	RB Michael Turner	4
	1989	G.B.	WR Sterling Sharpe	4
	1985	Hou.*	RB Mike Rozier	4
	1985	S.F.	RB Roger Craig	4
	1979	StL	RB Ottis Anderson	4

*Houston Oilers

GAME-TYING OR GO-AHEAD TOUCHDOWNS IN FOURTH QUARTER OR OVERTIME, SINGLE SEASON, NFL HISTORY

Rank	Season	Team	Player	Go-Ahead TDs
1.	2021	LAC	WR Mike Williams	6
2.	1989	G.B.	WR Sterling Sharpe	5
3.	—	—	15 Other Players	4

FOURTH QUARTER RECEIVING TOUCHDOWNS, SINGLE SEASON, NFL, SINCE 1991

Rank	Season	Team	Player	Receiving TDs
1.	2021	LAC	WR Mike Williams	7
	2020	Min.	WR Adam Thielen	7
	2004	Car.	WR Mushin Muhammad	7
	2002	Ind.	WR Marvin Harrison	7
	2000	S.F.	WR Terrell Owens	7
	1995	Cin.	WR Carl Pickens	7

Since entering the NFL in 2017, Williams has recorded a league-leading seven go-ahead scores in the fourth quarter or overtime.

GO-AHEAD TOUCHDOWNS IN FOURTH QUARTER OR OVERTIME, NFL, SINCE 2017

Rank	Team/s	Player	Go-Ahead TDs
1.	LAC	WR Mike Williams	7
2.	LAR	WR Cooper Kupp	6
3.	G.B.	WR Davante Adams	5
	Hou./Ari.	WR DeAndre Hopkins	5
	LAC/Den.	RB Melvin Gordon III	5
	L.V.	RB Josh Jacobs	5
	Ten.	RB Derrick Henry	5
8.	—	Seven Other Players	4



LOOK UP AT THE LEADERBOARD

Mike Williams finished the 2021 season among the conference leaders in receiving yards and touchdowns. His team-best 1,146 yards ranked No. 6 in the AFC while his nine receiving touchdowns tied for third.

RECEIVING YARDS LEADERS, AFC, 2021

Rank	Team	Player	Receiving Yards
1.	Cin.	WR Ja'Marr Chase	1,455
2.	Bal.	TE Mark Andrews	1,361
3.	K.C.	WR Tyreek Hill	1,239
4.	Buf.	WR Stefon Diggs	1,225
5.	Pit.	WR Diontae Johnson	1,161
6.	LAC	WR Mike Williams	1,146
7.	LAC	WR Keenan Allen	1,086

RECEIVING TOUCHDOWNS LEADERS, AFC, 2021

Rank	Team	Player	Receiving TDs
1.	Cin.	WR Ja'Marr Chase	13
2.	Buf.	WR Stefon Diggs	10
3.	LAC	WR Mike Williams	9
	Bal.	TE Mark Andrews	9
	Buf.	TE Dawson Knox	9
	K.C.	WR Tyreek Hill	9
	K.C.	TE Travis Kelce	9
	N.E.	TE Hunter Henry	9
10.	LAC	RB Austin Ekeler	8
	Pit.	WR Diontae Johnson	8

MIKE WILLIAMS



BIG-PLAY MIKE WILLIAMS

Mike Williams caught a conference-leading nine receptions of 40-plus yards in 2021. Since his breakout year in his second pro season in 2018, Williams' 21 catches of 40 or more yards are the second-most in the NFL.

RECEPTIONS OF 40-PLUS YARDS, NFL, 2021

Rank	Team	Player	40-Yard Receptions
1.	LAC	WR Mike Williams	9
	LAR	WR Cooper Kupp	9
	S.F.	WR Deebo Samuel	9
4.	Cin.	WR Ja'Marr Chase	8
5.	Sea.	WR Tyler Lockett	6

RECEPTIONS OF 40-PLUS YARDS, NFL, SINCE 2018

Rank	Team	Player	40-Yard Receptions
1.	K.C.	WR Tyreek Hill	22
2.	LAC	WR Mike Williams	21
3.	Buf.	WR Stefon Diggs	19
4.	G.B.	WR Marquez Valdes-Scantling	18
	LAR	WR Cooper Kupp	18
	T.B.	WR Mike Evans	18
	Sea.	WR Tyler Lockett	18

WILLIAMS ABOVE AVERAGE

Since entering the NFL in 2017, Mike Williams has 227 catches for 3,662 yards for a career receiving average of 16.1 yards. His career average is the second-best in the NFL since 2017 among players with at least 200 catches. Williams' 20.4 average in 2019 is still the best in a single-season over that span (min. 40 rec.).

RECEIVING AVG. LEADERS, MIN. 200 REC., NFL, SINCE 2017

Rank	Team/s	Player	Receiving Avg.
1.	Det./NYG	WR Kenny Golladay	16.3
2.	LAC	WR Mike Williams	16.1
3.	T.B.	WR Mike Evans	15.6

RECEIVING AVERAGE LEADERS, SINGLE SEASON, MIN. 40 RECEPTIONS, NFL, SINCE 2017

Rank	Season	Team	Player	Rec. Avg.
1.	2019	LAC	WR Mike Williams	20.4
2.	2019	Ten.	WR A.J. Brown	20.2
3.	2018	T.B.	WR DeSean Jackson	18.9

KEEPING IT 100

Mike Williams has topped 100 receiving yards in eight career games — including a career-high four in 2021. He has hauled in at least one touchdown in five of his last six 100-yard performances.

100-YARD RECEIVING OUTPUTS — 8

Date	Opp.	Rec.	Yds	Avg.	Lg	TD
Nov. 3, 2019	vs. G.B.	3	111	37.0	56	0
Dec. 1, 2019	at Den.	5	117	23.4	52	0
Oct. 12, 2020	at N.O.	5	109	21.8	64t	2
Jan. 3, 2021	at K.C.	6	108	18.0	48t	1
Sept. 26, 2021	at K.C.	7	122	17.4	43	2
Oct. 10, 2021	vs. Cle.	8	165	20.6	72t	2
Dec. 5, 2021	at Cin.	5	110	22.0	47	0
Jan. 9, 2022	at L.V.	9	119	13.2	47	1

JOEY BOSHA



NOT YOUR AVERAGE JOEY

Since entering the NFL in 2016, **Joey Bosa** has been an absolute force, recording the sixth-best sacks-per-game over that span (min. 60 games played).

SACKS PER GAME, MIN. 60 GAMES PLAYED, SINCE 2016

Rank	Team/s	Player	GP	Sacks/Game
1.	Pit.	LB T.J. Watt	77	0.94
2.	Cle.	DE Myles Garrett	68	0.86
3.	Ari.	OLB Chandler Jones	84	0.85
4.	LAR	DT Aaron Donald	95	0.82
5.	Min.	DE Danielle Hunter	71	0.77
6.	LAC	OLB Joey Bosa	79	0.73
7.	Den./LAR	OLB Von Miller	78	0.71

Bosa has also been one of the top-producing pass rushers since entering the NFL. His 58.0 career sacks rank No. 6 over that span.

SACKS LEADERS, NFL, SINCE 2016

Rank	Team/s	Player	Sacks
1.	LAR	DT Aaron Donald	78.0
2.	Pit.	LB T.J. Watt	72.0
3.	Ari.	OLB Chandler Jones	71.5
4.	N.O.	DE Cameron Jordan	68.0
5.	Cle.	DE Myles Garrett	58.5
6.	LAC	OLB Joey Bosa	58.0
7.	Oak./Chi.	LB Khalil Mack	57.5
8.	Den./LAR	OLB Von Miller	55.5
	Jax./Min./Bal./L.V.	DE Yannick Ngakoue	55.5

ONE OF A KIND

With 8.5 sacks in his first eight games of 2017, **Joey Bosa** brought his career total to 19.0 sacks over his first 20 career games. That topped the previous NFL record of 18.5 set by Aldon Smith in 2012.

SACKS, FIRST 20 CAREER GAMES, NFL HISTORY

Rank	Team	Player	Sacks
1.	Chargers	DE Joey Bosa	19.0
2.	49ers	LB Aldon Smith	18.5
3.	Packers	LB Clay Matthews	17.0

FORCING THE ISSUE

In Week 17, **Joey Bosa** sacked Las Vegas QB Derek Carr and forced a fumble on the play. Bosa has 12 strip-sacks in his career and leads the NFL with seven strip-sacks this season. Bosa's seven strip-sacks are the most by a Chargers defender in a single season since at least 2000.

STRIP-SACKS LEADERS, NFL, 2021

Rank	Team	Player	Strip Sacks
1.	LAC	OLB Joey Bosa	7
2.	Ari.	OLB Chandler Jones	5
3.	Chi.	LB Robert Quinn	4
	Pit.	LB T.J. Watt	4

FORCED FUMBLES LEADERS, NFL, 2021

Rank	Team	Player	Forced Fumbles
1.	Ind.	LB Darius Leonard	8
2.	LAC	OLB Joey Bosa	7
3.	S.F.	CB Josh Norman	6

A PRO BOWL PASS RUSHER

This year, **Joey Bosa** was named a Pro Bowler for the fourth time in his career. He joined Hall of Fame **LB Junior Seau** as the only Chargers defenders to be selected to four Pro Bowls over the first five seasons of a career.

MOST PRO BOWL SELECTIONS, FIRST FIVE SEASONS, DEFENSIVE PLAYERS, CHARGERS HISTORY

Rank	Seasons	Player	Pro Bowls
1.	1990-94	LB Junior Seau	5
2.	2016-21	OLB Joey Bosa	4
3.	2005-10	LB Shawne Merriman	3
	1986-92	DE Leslie O'Neal	3
	1975-80	DT Louie Kelcher	3

PRESSURE COOKER

In his pro career, **Joey Bosa** has totaled 129 quarterback hits, 123 hurries and 250 pressures — the latter of which rank No. 3 since he entered the NFL in 2016.

DEFENSIVE PRESSURES, NFL, SINCE 2016

Rank	Team/s	Player	Pressures
1.	LAR	DT Aaron Donald	310
2.	Oak./Chi.	LB Khalil Mack	256
3.	LAC	OLB Joey Bosa	250
4.	N.O.	DE Cameron Jordan	241
5.	Pit.	LB T.J. Watt	239

JOEY BOSA

BOSA'S SACKS BY PASSER

Joey Bosa now has 58.0 career sacks. He has sacked Las Vegas QB Derek Carr eight times in his career, more than he's sacked any other quarterback. Bosa has brought down 36 different passers in his career, including 13 more than once. Below is a look at his career sacks by quarterback:

REGULAR-SEASON CAREER SACKS BY PASSER (58.0)

Sacks	Passer	Most Recent Sack
8.0	QB Derek Carr	Jan. 9, 2022 at L.V.
3.5	QB Trevor Siemian	Oct. 22, 2017 vs. Den.
2.5	QB Patrick Mahomes	Dec. 16, 2021 vs. K.C.
	QB Gardner Minshew II	Oct. 25, 2020 vs. Jax.
	QB Josh Rosen	Sept. 29, 2019 at Mia.
2.0	QB Josh Allen	Nov. 29, 2020 at Buf.
	QB Robert Griffin III	Dec. 24, 2016 at Cle.
	QB Eli Manning	Oct. 8, 2015 at NYG
	QB Ben Roethlisberger	Nov. 21, 2021 vs. Pit.
	QB Matt Ryan	Oct. 23, 2016 at Atl.
	QB Alex Smith	Sept. 24, 2017 vs. K.C.
	QB Ryan Tannehill	Oct. 20, 2019 at Ten.
	QB Mitchell Trubisky	Oct. 27, 2019 at Chi.
1.5	QB Lamar Jackson	Oct. 17, 2021 at Bal.
	QB Aaron Rodgers	Nov. 3, 2019 vs. G.B.
1.0	QB Matt Barkley	Nov. 29, 2020 at Buf.
	QB Blake Bortles	Nov. 12, 2017 at Jax.
	QB Tom Brady	Oct. 29, 2017 at N.E.
	QB Drew Brees	Oct. 12, 2020 at N.O.
	QB Teddy Bridgewater	Sept. 27, 2020 vs. Car.
	QB Jacoby Brissett	Sept. 8, 2019 vs. Ind.
	QB Joe Burrow	Sept. 13, 2020 at Cin.
	QB Kirk Cousins	Nov. 14, 2021 vs. Min.
	QB Jeff Driskel	Dec. 9, 2018 vs. Cin.
	QB Joe Flacco	Oct. 6, 2019 vs. Den.
	QB Ryan Fitzpatrick	Sept. 12, 2021 at Was.
	QB Mike Glennon	Dec. 12, 2021 vs. NYG
	QB Jalen Hurts	Nov. 7, 2021 at Phi.
	QB Case Keenum	Dec. 30, 2017 at Den.
	QB DeShone Kizer	Dec. 3, 2017 vs. Cle.
	QB Drew Lock	Nov. 28, 2021 at Den.
	QB Cam Newton	Dec. 11, 2016 at Car.
	QB Tyrod Taylor	Nov. 19, 2017 vs. Buf.
	QB Jameis Winston	Dec. 4, 2016 vs. T.B.
0.5	QB Brock Osweiler	Nov. 27, 2016 at Hou.
	QB Deshaun Watson	Sept. 22, 2019 vs. Hou.

POSTSEASON CAREER SACKS BY PASSER (1.0)

Sacks	Passer	Most Recent Sack
1.0	QB Lamar Jackson	Jan. 6, 2019 at Bal.* *AFC Wild Card

BRING THE HEAT

Joey Bosa ranks fourth for sacks in team history after reaching 50 for his career. He eclipsed 50 in his 67th game of his career, setting the mark for the fastest by any player in Chargers history.

CAREER SACKS LEADERS, CHARGERS HISTORY SINCE 1982

Rank	Seasons	Player	Sacks
1.	1986-95	DE Leslie O'Neal	105.5
2.	2004-12	LB Shaun Phillips	69.5
3.	1984-90	DE Lee Williams	65.5
4.	2016-Present	OLB Joey Bosa	58.0
5.	2012-20	DE Melvin Ingram III	49.0
6.	1990-2002	LB Junior Seau	47.0

FEWEST GAMES TO 50 SACKS, CHARGERS HISTORY

Rank	Seasons	Player	Games
1.	2016-21	OLB Joey Bosa	67
2.	1986-91	DE Leslie O'Neal	70
3.	1984-89	DE Lee Williams	75
4.	2004-10	LB Shaun Phillips	96



DERWIN JAMES JR.

A PRO BOWL PASS RUSHER

This year, **Derwin James Jr.**, became the sixth Chargers defender ever to make multiple Pro Bowls within the first four seasons of a career. He was again tabbed as an AFC starter at safety.

MOST PRO BOWL SELECTIONS, FIRST FOUR SEASONS, DEFENSIVE PLAYERS, CHARGERS HISTORY

Rank	Seasons	Player	Pro Bowls
1.	2005-08	LB Shawne Merriman	3
	1990-93	LB Junior Seau	3
3.	2018-21	S Derwin James Jr.	2
	2016-19	OLB Joey Bosa	2
	1986-92	DE Leslie O'Neal	2
	1975-80	DT Louie Kelcher	2

A NOSE FOR THE BALL

Derwin James Jr., bounced back from injury to be a defensive leader for the Chargers, totaling 118 tackles on the season to rank No. 3 in the NFL among defensive backs.

TACKLES LEADERS, DEFENSIVE BACKS, NFL, 2021

Rank	Team	Player	Tackles
1.	Pit.	S Minkah Fitzpatrick	124
2.	Ari.	S Jalen Thompson	120
3.	LAC	S Derwin James Jr.	118
4.	NYG	DB Logan Ryan	117
5.	L.V.	S Johnathan Abram	114
	Min.	S Harrison Smith	114

COMEBACK PLAYER OF THE YEAR CANDIDATE

After appearing in just five games in the 2019-20 seasons, **Derwin James Jr.**, totaled 118 tackles in 2021.

James became the first defensive back and eighth player since 2000 to post 100 tackles after missing the entire previous season due to injury. The other players were all linebackers and two of those players — Sean Lee and NaVorro Bowman in 2015 — were selected to the Pro Bowl for their efforts while Bowman was also recognized by *The Associated Press* as a first-team All-Pro.

PLAYERS WITH 100 TACKLES AFTER MISSING ENTIRE PREVIOUS SEASON DUE TO INJURY, NFL, SINCE 2000

Season	Team/s	Player	Tackles
2021	LAC	S Derwin James Jr.*	118
2020	NYJ/Pit.	LB Avery Williamson	111
2018	Mia.	LB Raekwon McMillan	105
2015	Dal.	LB Sean Lee*	128
	S.F.	LB NaVorro Bowman**	154
2014	K.C.	LB Josh Mauga	103
	Was.	LB Keenan Robinson	108
2011	Cle.	LB D'Qwell Jackson	158

*Pro Bowl Selection

†Associated Press First-Team All-Pro



A GAME-WRECKER

Derwin James Jr., posted 118 tackles, two interceptions, two sacks, three forced fumbles, five passes defended, seven tackles for loss and seven quarterback hits. He was the first Charger to force three fumbles in the team's first seven games of a season since **DE Marcellus Wiley** in 2001. James is the fourth defensive back since at least 2000 to have 100 tackles, three forced fumbles, multiple sacks and multiple interceptions in a single season.

He was one of five NFL defenders in 2021 to have at least 100 tackles, multiple interceptions, a sack and multiple forced fumbles. Another is a teammate, **LB Kyzir White**, who has 144 tackles on the year. They are the first pair of Chargers teammates to each have 100 tackles in the same season since **S Rodney Harrison** and Hall of Fame **LB Junior Seau** in 2000.

DEFENSIVE BACKS WITH 100 TACKLES, THREE FORCED FUMBLES, MULTIPLE SACKS AND MULTIPLE INTERCEPTIONS, SINGLE SEASON, NFL, SINCE 2000

Season	Team	Player	Sacks	FF	Tackles
2021	LAC	S Derwin James Jr.	2.0	3	118
2019	Ten.	CB Logan Ryan	4.5	4	113
2004	N.E.	S Rodney Harrison	3.0	3	129
2000	Car.	S Mike Minter	2.0	3	116

DEFENDERS WITH 100 TACKLES, MULTIPLE FORCED FUMBLES, MULTIPLE INTs AND A SACK, NFL, 2021

Team	Player	Sacks	INTs	FF	Tackles
G.B.	LB De'Vondre Campbell	2.0	2	2	145
LAC	LB Kyzir White	1.0	2	2	144
Was.	LB Cole Holcomb	1.0	2	2	142
LAC	S Derwin James Jr.	2.0	2	3	118
Min.	S Xavier Woods	1.0	3	2	107

In Week 5, he posted 16 tackles (nine solo) and a sack on the day, including 13 tackles (press box totals) in the first half. James is the just the second defensive back since 2000 to record a game with 16 tackles and a sack, while his 16 tackles were the most by a Charger in a single game since Eric Weddle posted 16 in 2010.

DERWIN JAMES JR.

DERWIN'S PICKS AND SACKS BY PASSER

Derwin James Jr., has recorded five interceptions and 5.5 sacks in his career. He has brought down Baker Mayfield the most, totaling 1.5 sacks of the Oklahoma product. Below is a look at his career regular-season sacks and interceptions by passer:

REGULAR-SEASON CAREER INTs BY PASSER (5)

INTs	Passer	Most Recent INT
1	QB Derek Carr	Oct. 4, 2021 vs. L.V.
	QB Jared Goff	Sept. 23, 2018 at LAR
	QB Drew Lock	Nov. 28, 2021 at Den.
	QB Ben Roethlisberger	Dec. 2, 2018 at Pit.
	QB Josh Rosen	Nov. 25, 2018 vs. Ari.

REGULAR-SEASON CAREER SACKS BY PASSER (5.5)

Sacks	Passer	Most Recent Sack
1.5	QB Baker Mayfield	Oct. 10, 2021 vs. Cle.
1.0	QB Josh Allen	Sept. 16, 2018 at Buf.
	QB C.J. Beathard	Sept. 30, 2018 vs. S.F.
	QB Patrick Mahomes	Sept. 9, 2018 vs. K.C.
0.5	QB Joe Burrow	Dec. 5, 2021 at Cin.
	QB Dak Prescott	Sept. 19, 2021 vs. Dal.



ROOKIE SENSATION

Derwin James Jr., re-wrote NFL rookie record books in 2018 en route to being named a Pro Bowler and first-team All-Pro from *The Associated Press*. With two sacks and an INT through his first three career games, he became just the second DB in NFL history to do so in a non-strike season.

James ended up setting an NFL record among DBs with 3.5 sacks in his first six career games. James' 3.5 sacks were good enough for the most by a DB through 11 career games.

MOST SACKS IN FIRST 11 CAREER GAMES, DBs, NFL HISTORY

Rank	Season/s	Team	Player	Sacks
1.	2018	LAC	Derwin James	3.5
2.	2006-07	N.O.	Roman Harper	3.0
	2004-05	NYG	Gibril Wilson	3.0
	2002	StL	James Whitley	3.0
	1987	Dal.	Tommy Haynes*	3.0
	1985-86	NYJ	Lester Lyles	3.0
	1984	NYJ	Russell Carter	3.0
	1983	Dal.	Bill Bates	3.0

*Replacement player due to NFL players strike

DBs WITH MULTIPLE SACKS AND AN INTERCEPTION, FIRST THREE CAREER GAMES, NFL HISTORY

Season	Team	Player	Sacks	INTs
2018	LAC	Derwin James	2.0	1
1987	Sea.	Charles Glaze*	2.0	2
1987	Dal.	Tommy Haynes*	3.0	3
1983	Dal.	Bill Bates	2.0	1

*Replacement player due to NFL players strike

OTHER PLAYER NOTES

ALL-STAR SLATER



In a stellar rookie season, **T Rashawn Slater** was recognized by fans, coaches and his peers as a 2022 Pro Bowl selection — and was tabbed as a starter for the AFC. He is the first rookie tackle to be named an all-star since Matt Kalil did so for the Vikings in the 2012 season.

Slater joined the Chargers' Marcus McNeill (2006) as the only tackles drafted outside of the top-10 to make the Pro Bowl as a rookie in NFL history.

ROOKIE TACKLES TO MAKE THE PRO BOWL, NFL HISTORY

Season	Team	Player	Rd. Drafted (Ovr. Pick)
2021	Chargers	Rashawn Slater	1st Round (13th Overall)
2012	Vikings	Matt Kalil	1st Round (4th Overall)
2008	Dolphins	Jake Long	1st Round (1st Overall)
2007	Browns	Joe Thomas	1st Round (3rd Overall)
2006	Chargers	Marcus McNeill	2nd Round (50th Overall)
1990	Dolphins	Richmond Webb	1st Round (9th Overall)

PALMER SCORES LATE

Rookie **WR Joshua Palmer** caught 33 passes for 353 yards (10.7 avg.) and four touchdowns in 2021. He caught 13 of those passes for 137 yards (10.5 avg.) and three scores in the fourth quarter, good for the second-most touchdown grabs by a rookie wide receiver in the fourth quarter in 2021.

The three touchdown receptions in the fourth quarter are the most by a Chargers rookie in the last 30 years.

FOURTH-QUARTER RECEIVING TOUCHDOWNS, ROOKIE WIDE RECEIVERS, 2021

Rank	Team	Player	Receiving TDs
1.	Cin.	Ja'Marr Chase	4
2.	LAC	Joshua Palmer	3
3.	Cle.	Anthony Schwartz	1
	Det.	Amon-Ra St. Brown	1
	Hou.	Nico Collins	1
	Mia.	Jaylen Waddle	1
	NYJ	Elijah Moore	1
	Phi.	DeVonta Smith	1

WHITE HITS THE CENTURY MARK

LB Kyzir White set a single-season career high for tackles and was one of five NFL defenders in 2021 to have at least 100 tackles, multiple interceptions, a sack and multiple forced fumbles. Another is a teammate, **S Derwin James Jr.**, who had 118 tackles on the year. They were the first pair of Chargers teammates to each have 100 tackles in the same season since **S Rodney Harrison** and Hall of Fame **LB Junior Seau** in 2000.

DEFENDERS WITH 100 TACKLES, MULTIPLE FORCED FUMBLES, MULTIPLE INTs AND A SACK, NFL, 2021

Team	Player	Sacks	INTs	FF	Tackles
G.B.	LB De'Vondre Campbell	2.0	2	2	145
LAC	LB Kyzir White	1.0	2	2	144
Was.	LB Cole Holcomb	1.0	2	2	142
LAC	S Derwin James Jr.	2.0	2	3	118
Min.	S Xavier Woods	1.0	3	2	107

SEASONS WITH MULTIPLE PLAYERS WITH 100-PLUS TACKLES, CHARGERS HISTORY

Season	Player	Tk.	Player	Tk.
2021	LB Kyzir White	144	S Derwin James Jr.	118
2000	S Rodney Harrison	127	LB Junior Seau	123

White's 144 tackles for the season are the most by a Charger since **LB Donnie Edwards** had 154 tackles in 2005. Week 17 marked White's seventh game with double-digit tackles this year, the most by a Charger since **S Eric Weddle** had seven in 2008.

MOST TACKLES, SINGLE SEASON, CHARGERS, SINCE 2000

Rank	Season	Player	Tackles
1.	2003	LB Donnie Edwards	162
2.	2005	LB Donnie Edwards	154
3.	2004	LB Donnie Edwards	152
4.	2021	LB Kyzir White	144
5.	2006	LB Donnie Edwards	143

HIT THE LONG BOMB

In his three seasons with the team, **P Ty Long** has a 46.5 gross average — which ranks No. 2 in team history among players with at least 100 punts with the club.

GROSS PUNTING AVG., MIN. 100 PUNTS, CHARGERS HISTORY

Rank	Seasons	Player	Gross Punt Avg.
1.	2016-18	P Drew Kaser	47.4
2.	2019-Present	P Ty Long	46.5
3.	2003-15	P Mike Scifres	45.2

OTHER PLAYER NOTES

TAKE YOUR PICK



In the season opener, rookie **CB Asante Samuel Jr.**, became the first Chargers rookie cornerback to start in his NFL debut since Sammy Davis did so in 2003 at Kansas City.

Samuel picked off Dak Prescott in Week 2 for his first career interception. He became the first Chargers defensive back since Antoine Cason in 2008 to register his first interception within his first two career games. At 21 years, 351 days of age, Samuel was the youngest Charger to pick off a pass in the last 25 seasons.

In a diving effort in the first half, Samuel intercepted his second career pass. He became the second player since 1982 that wasn't a first-round draft choice with multiple picks before turning 22-years-old. Samuel is the third Charger since the 1970 NFL-AFL Merger to have multiple picks through the first three games of a career.

YOUNGEST CHARGERS WITH AN INTERCEPTION, LAST 25 SEASONS (SINCE 1996)

Rank	Season	Player	Age (Years-Days)
1.	2021	CB Asante Samuel Jr.	21-351
2.	2021	CB Asante Samuel Jr.	21-358
3.	2018	S Derwin James	22-51
4.	2008	CB Antoine Cason	22-67
5.	2018	S Derwin James	22-114

MOST INTERCEPTIONS, FIRST THREE CAREER GAMES, CHARGERS, SINCE 1970

Rank	Season	Player	Interceptions
1.	2021	CB Asante Samuel Jr.	2
	1982	S Andre Young	2
	1981	S Bob Gregor	2

OGBONGBEMIGA GETS HIS FIRST

Late in the first quarter of Week 10, rookie **LB Amen Ogbongbemiga** dropped Minnesota QB Kirk Cousins for a nine-yard loss to register his first career sack. Ogbongbemiga became the second rookie undrafted free agent to post a sack this season, joining Tennessee DT Naquan Jones. He is the first undrafted rookie from Oklahoma State to have a sack since Warren Thompson in 1987.

SAMUEL AMONG ROOKIE LEADERS

With his two early interceptions, **CB Asante Samuel Jr.**, tied for third among NFL rookies and tied for second among AFC rookies for interceptions. His two September interceptions tied for the most by a rookie in September over the last three seasons.

INTERCEPTIONS, ROOKIES, NFL, 2021

Rank	Team	Player	Interceptions
1.	Den.	CB Patrick Surtain II	4
2.	N.O.	CB Paulson Adebo	3
3.	LAC	CB Asante Samuel Jr.	2
	—	Five Other Players	2

INTERCEPTIONS, ROOKIES, SINGLE SEPTEMBER, NFL, SINCE 2019

Rank	Season	Team	Player	Interceptions
1.	2021	LAC	CB Asante Samuel Jr.	2
	2020	K.C.	CB L'Jarius Sneed	2
	2019	NYG	LB Ryan Connelly	2
4.	—	—	Nine Other Players	1

WHITE FORCING TURNOVERS



LB Kyzir White forced two fumbles in the Week 1 win at Washington to record the most forced fumbles by a Charger in a season opener since at least 2000. It also tied for the most in a single game on Kickoff Weekend over that span.

White picked off a pair of passes in Week 6 to become the first Chargers linebacker to have multiple interceptions in a single game since 2008. White is one of three NFL players this season to have a sack, multiple forced fumbles and multiple interceptions.

MULTIPLE INTERCEPTIONS, SINGLE GAMES, CHARGERS LINEBACKERS, SINCE 1990

Season	Week	Opp.	Player	Interceptions
2021	6	at Bal.	Kyzir White	2
2008	14	vs. Oak.	Stephen Cooper	2
2004	14	vs. T.B.	Donnie Edwards	2
1996	5	vs. K.C.	Junior Seau	2
1993	3	vs. Hou.*	Junior Seau	2

*Houston Oilers

OTHER PLAYER NOTES

JACKSON BREAKS OFF A LONG RUN



RB **Justin Jackson** finished the year with single-season career highs in scrimmage yards (542), rushing yards (364), receiving yards (178) and touchdowns (two).

One of his scores came in the second quarter of Week 8 vs. New England, where Jackson broke free a 75-yard run to set up the team's second touchdown of the day. It was the second-longest run by a Charger in the last decade (Melvin Gordon, 87-yard touchdown at New England in 2017). The play was also the second-longest non-scoring run in franchise history.

LONGEST NON-SCORING RUNS, CHARGERS HISTORY

Date	Opp.	Player	Play Length
Dec. 1, 2002	vs. Den.	RB LaDainian Tomlinson	76 Yards
Oct. 31, 2021	vs. N.E.	RB Justin Jackson	75 Yards
Sept. 17, 2006	vs. Ten.	RB Michael Turner	73 Yards

ROBERTS SETS A TEAM RECORD

WR **Andre Roberts** returned 19 kickoffs for 624 yards, including one for a 101-yard touchdown, averaging a team-record 32.8 yards per return (min. 10 returns).

The 32.8 kickoff return average with the Chargers was also the best in the NFL in 2021 among players with at least 10 returns with a single team.

KICKOFF RETURN AVERAGE, SINGLE SEASON, MIN. 10 RETURNS, CHARGERS HISTORY

Rank	Season	Player	Kickoff Return Avg.
1.	2021	WR Andre Roberts	32.8
2.	2006	CB Antonio Cromartie	29.7
3.	2020	S Nasir Adderley	28.9

KICKOFF RETURN AVERAGE, SINGLE TEAMS, MINIMUM 10 RETURNS, NFL, 2021

Rank	Team	Player	Kickoff Return Avg.
1.	LAC	WR Andre Roberts	32.8
2.	Min.	RB Kene Nwangwu	32.2
3.	NYJ	WR Braxton Berrios	30.4

ROBERTS RUNS ONE BACK

WR **Andre Roberts** ran back a 101-yard kickoff return for a touchdown in the fourth quarter of the Week 17 win over Denver. It was the first by a Charger since 2012 and the fourth-longest kickoff return in team history.

He opened the game with a 47-yard kickoff return, giving him a league-leading four kickoff returns of 45-plus yards this year — all of which came with the Chargers.

LONGEST KICKOFF RETURNS, CHARGERS HISTORY

Date	Opp.	Player	Play Length
Jan. 1, 2012	at Oak.	WR Richard Goodman	105-Yard TD
Sapt. 14, 2008	at Den.	RB/KR Darren Sproles	103-Yard TD
Sept. 16, 1962	vs. NYT*	RB Keith Lincoln	103-Yard TD
Jan. 2, 2022	vs. Den.	WR Andre Roberts	101-Yard TD
Dec. 30, 2012	vs. Oak.	WR/KR Micheal Spurlock	99-Yard TD

**Titans of New York*

MOST KICKOFF RETURNS OF 45-PLUS YARDS, NFL, 2021

Rank	Team	Player	45-Yard KO Returns
1.	LAC	WR Andre Roberts	4
2.	Buf.	WR/KR Isaiah McKenzie	2
	Dal.	RB Tony Pollard	2
	Min.	RB Kene Nwangwu	2
	NYJ	WR Braxton Berrios	2

CAMPBELL SCOOPS AND SCORES



CB **Tevaughn Campbell** scooped up a fumble of Bengals RB Joe Mixon that was forced by DL Christian Covington. Campbell returned the fumble for a 61-yard touchdown, tying for the sixth-longest fumble return by a single player in team history.

LONGEST FUMBLE RETURNS, SINGLE PLAYERS, CHARGERS HISTORY

Rk.	Game	Player	Play Length
1.	Nov. 30, 2008 vs. Atl.	S Eric Weddle	86-Yard TD
2.	Nov. 10, 2002 at StL	LB Donnie Edwards	82-Yard TD
3.	Oct. 22, 1989 vs. NYG	FS Vencie Glenn	81-Yard TD
4.	Oct. 29, 2006 vs. StL	S Marlon McCree	79-Yard TD
5.	Nov. 23, 1997 at S.F.	CB Paul Bradford	78-Yard TD
6.	Dec. 5, 2021 at Cin.	CB Tevaughn Campbell	61-Yard TD
	Sept. 25, 2016 at Ind.	DT Caraun Reid	61-Yard TD

EARLY DRAFT NOTES

ON THE CLOCK AT NO. 17

The Chargers made Florida State **S Derwin James Jr.**, the 17th overall selection of the 2018 NFL Draft, the team's first pick at No. 17 overall in the common draft era (since 1967).

17th OVERALL SELECTIONS, CHARGERS, SINCE 1967

Year	Round	Pos.	Player	College
2018	1	S	Derwin James Jr.*†	Florida State

*Pro Bowler with Chargers

†Associated Press First-Team All-Pro with Chargers

^Pro Football Hall of Famer

The No. 17 overall pick in the common draft era has produced three Hall of Famers. 14 of the 55 players selected with the 17th pick since 1967 have made a Pro Bowl. James is one of the eight players picked at No. 17 to be named an all-star multiple times and was just the sixth player drafted in that spot to be named an All-Pro from *The Associated Press*.

HALL OF FAME PLAYERS DRAFTED 13th OVERALL, SINCE 1967

Year	Team	Pos.	Player	College
1967	Raiders	G	Gene Upshaw	Texas A&I
1990	Cowboys	RB	Emmitt Smith	Florida
2001	Seahawks	G	Steve Hutchinson	Michigan

Among the players picked at No. 17 overall over the past 10 drafts, four have gone on to make a Pro Bowl. Derwin James and C.J. Mosley were each selected to multiple all-star games with their original teams.

Four players — LB C.J. Mosley (Bal., 2014), S Keanu Neal (Atl., 2016), S Derwin James Jr. (LAC, 2018), DT Dexter Lawrence II (NYG, 2019) — were named to the *Professional Football Writers of America* All-Rookie team.

17th OVERALL SELECTIONS, LAST 10 SEASONS

Year	Team	Pos.	Player	College
2012	Cin.	CB	Dre Kirkpatrick	Alabama
2013	Pit.	LB	Jarvis Jones	Georgia
2014	Bal.	LB	C.J. Mosley*	Alabama
2015	S.F.	DT	Arik Armstead	Oregon
2016	Atl.	S	Keanu Neal	Florida
2017	Was.	DE	Jonathan Allen	Alabama
2018	LAC	S	Derwin James Jr.*†	Florida State
2019	NYG	DT	Dexter Lawrence II	Clemson
2020	Dal.	WR	CeeDee Lamb	Oklahoma
2021	L.V.	T	Alex Leatherwood	Alabama

*Pro Bowler

†Associated Press First-Team All-Pro

DRAFTED PRO BOWLERS

Since the Pro Bowl was instituted in 1970, the Chargers have drafted 41 players that went on to be selected to 108 all-star games while with the team.

Hall of Fame **LB Junior Seau's** 12 Pro Bowl selections are tied for the fourth-most in history by a defensive player. Eight Chargers draft classes ('75, '83, '85, '01, '04, '05, '06, '10) have produced multiple Pro Bowl players for the Bolts, including the 1975, 1983 and 2004 draft classes each producing three Pro Bowlers.

CHARGERS DRAFT PICKS TO MAKE PRO BOWL FOR BOLTS

Player	Drafted	College	No.
LB Junior Seau	1-5 ('90)	Southern California	12
QB Dan Fouts	3-64 ('73)	Oregon	6
DE Leslie O'Neal	1-8 ('86)	Oklahoma State	6
WR Keenan Allen	3-76 ('13)	California	5
RB LaDainian Tomlinson	1-5 ('01)	TCU	5
T Russ Washington	1-4 ('68)	Missouri	5
TE Kellen Winslow	1-13 ('79)	Missouri	5
DE/OLB Joey Bosa	1-3 ('16)	Ohio State	4
DT Gary Johnson	1-8 ('75)	Grambling State	4
WR Anthony Miller	1-15 ('88)	San Diego State	4
DE Fred Dean	2-33 ('75)	Louisiana Tech	3
DE Melvin Ingram III	1-18 ('12)	South Carolina	3
WR John Jefferson	1-14 ('78)	Arizona State	3
DT Louie Kelcher	2-30 ('75)	Southern Methodist	3
LB Shawne Merriman	1-12 ('05)	Maryland	3
G Walt Sweeney	1-2 ('63)	Syracuse	3
S Eric Weddle	2-37 ('07)	Utah	3
RB Marion Butts	7-183 ('89)	Florida State	2
CB Gill Byrd	1-22 ('83)	San Jose State	2
RB Melvin Gordon III	1-15 ('15)	Wisconsin	2
S Rodney Harrison	5-145 ('94)	Western Illinois	2
WR Vincent Jackson	2-61 ('05)	Northern Colorado	2
S Derwin James Jr.	1-17 ('18)	Florida State	2
K Nate Kaeding	3-65 ('04)	Iowa	2
T Marcus McNeill	2-50 ('06)	Auburn	2
RB Gary Anderson	1-20 ('83)	Arkansas	1
QB Drew Brees	2-32 ('01)	Purdue	1
CB Antonio Cromartie	1-19 ('06)	Florida State	1
QB John Hadl	3-24 ('62)	Kansas	1
C Nick Hardwick	3-66 ('04)	Purdue	1
QB Justin Herbert	1-6 ('20)	Oregon	1
RB Earnest Jackson	8-202 ('83)	Texas A&M	1
T Jim Lachey	1-12 ('85)	Ohio State	1
RB Ryan Mathews	1-12 ('10)	Fresno State	1
RB Natrone Means	2-41 ('93)	North Carolina	1
S Hanik Milligan	6-188 ('03)	Houston	1
P/K Ralf Mojsiejenko	4-96 ('85)	Michigan State	1
DE Shaun Phillips	4-98 ('04)	Purdue	1
T Rashawn Slater	1-13 ('21)	Northwestern	1
S Darrell Stuckey	4-110 ('10)	Kansas	1
CB Jason Verrett	1-25 ('14)	TCU	1

41 Drafted Players

108 Pro Bowl Selections

Current Chargers are in bold

CHARGERS ALL-TIME FIRST-ROUND PICKS (SINCE 1967)


Year	Pick	Pos.	Player	College	Year	Pick	Pos.	Player	College
1967	14	DT	Ron Billingsley	Wyoming	1991	9	S	Stanley Richard	Texas
1968	4	T	Russ Washington*	Missouri	1992	23	DE	Chris Mims	Tennessee
	18	S	Jim Hill	Texas A&I	1993	22	CB	Darrien Gordon	Stanford
1969	9	QB	Marty Domres	Columbia	1998	2	QB	Ryan Leaf	Washington State
	18	LB	Bob Babich	Miami (Ohio)	2001	5	RB	LaDainian Tomlinson**^	TCU
1970	15	WR	Walker Gillette	Richmond	2002	5	CB	Quentin Jammer	Texas
1971	13	RB	Leon Burns	Long Beach State	2003	30	CB	Sammy Davis	Texas A&M
1973	25	WR	Johnny Rodgers	Nebraska	2004	1	QB	Eli Manning	Mississippi
1974	2	RB	Bo Matthews	Colorado	2005	12	LB	Shawne Merriman**	Maryland
	15	LB	Don Goode	Kansas		28	DE	Luis Castillo	Northwestern
1975	8	DT	Gary Johnson**	Grambling State	2006	19	CB	Antonio Cromartie**	Florida State
	22	CB	Mike Williams	Louisiana State	2007	30	WR	Craig Davis	Louisiana State
1976	4	RB	Joe Washington	Oklahoma	2008	27	CB	Antoine Cason	Arizona
1977	24	C	Bob Rush	Memphis	2009	16	LB	Larry English	Northern Illinois
1978	14	WR	John Jefferson**	Arizona State	2010	12	RB	Ryan Mathews*	Fresno State
1979	13	TE	Kellen Winslow**^	Missouri	2011	18	DT	Corey Liuget	Illinois
1981	24	RB	James Brooks	Auburn	2012	18	DE	Melvin Ingram III*	South Carolina
1983	5	LB	Billy Ray Smith	Arkansas	2013	11	T	D.J. Fluker	Alabama
	20	RB	Gary Anderson*	Arkansas	2014	25	CB	Jason Verrett*	TCU
	22	CB	Gill Byrd*	San Jose State	2015	15	RB	Melvin Gordon III*	Wisconsin
1984	6	CB	Mossy Cade	Texas	2016	3	OLB	Joey Bosa*	Ohio State
1985	12	T	Jim Lachey*	Ohio State	2017	7	WR	Mike Williams	Clemson
1986	8	DE	Leslie O'Neal*	Oklahoma State	2018	17	S	Derwin James Jr.**	Florida State
	13	T	James FitzPatrick	Southern California	2019	28	DL	Jerry Tillery	Notre Dame
1987	24	RB/TE	Rod Bernstine	Texas A&M	2020	6	QB	Justin Herbert*	Oregon
1988	15	WR	Anthony Miller*	San Diego State		23	LB	Kenneth Murray Jr.	Oklahoma
1989	8	DE	Burt Grossman	Pittsburgh	2021	13	T	Rashawn Slater*	Northwestern
1990	5	LB	Junior Seau**^	Southern California					

Current Chargers are in bold

*Pro Bowler with Chargers

†Associated Press First-Team All-Pro with Chargers

^Pro Football Hall of Famer



2021 LOS ANGELES CHARGERS OFFENSIVE STATISTICS

Won 9, Lost 8

Date	W/L	Score	Opponent
9/12/2021	W	20 - 16	at Washington Football Team
9/19/2021	L	17 - 20	Dallas Cowboys
9/26/2021	W	30 - 24	at Kansas City Chiefs
10/4/2021	W	28 - 14	Las Vegas Raiders
10/10/2021	W	47 - 42	Cleveland Browns
10/17/2021	L	6 - 34	at Baltimore Ravens
10/31/2021	L	24 - 27	New England Patriots
11/7/2021	W	27 - 24	at Philadelphia Eagles
11/14/2021	L	20 - 27	Minnesota Vikings
11/21/2021	W	41 - 37	Pittsburgh Steelers
11/28/2021	L	13 - 28	at Denver Broncos
12/5/2021	W	41 - 22	at Cincinnati Bengals
12/12/2021	W	37 - 21	New York Giants
12/16/2021	L	28 - 34	Kansas City Chiefs
12/26/2021	L	29 - 41	at Houston Texans
1/2/2022	W	34 - 13	Denver Broncos
1/9/2022	L	32 - 35	at Las Vegas Raiders

Category	Los Angeles Chargers	Opponent
Total First Downs	401	383
Rushing	112	144
Passing	256	199
Penalty	33	40
3rd Down: Made/Att	100/221	107/216
3rd Down Pct.	45.2%	49.5%
4th Down: Made/Att	22/34	7/22
4th Down Pct.	64.7%	31.8%
Possession Avg.	29:11	30:49
Total Net Yards	6634	6122
Avg. Per Game	390.2	360.1
Total Plays	1128	1103
Avg. Per Play	5.9	5.6
Net Yards Rushing	1834	2361
Avg. Per Game	107.9	138.9
Total Rushes	423	509
Net Yards Passing	4800	3761
Avg. Per Game	282.4	221.2
Sacked/Yards Lost	31/214	35/231
Gross Yards	5014	3992
Attempts/Completions	674/443	559/357
Completion Pct.	65.7%	63.9%
Had Intercepted	15	11
Punts/Average	48/44.2	46/45.7
Net Punting Avg.	36.5	42.5
Penalties/Yards	116/1033	99/835
Fumbles/Ball Lost	10/7	23/10
Touchdowns	58	52
Rushing	18	22
Passing	38	27
Returns	2	3

Score By Periods		Q1	Q2	Q3	Q4	OT	Pts		
Team		81	157	52	181	3	474		
Opponents		75	115	84	173	12	459		
Scoring		TD	Ru	Pa	Rt	PAT	FG	2Pt	Pts
A.Ekeler	20	12	8	0	0/0	0/0	2	124	
D.Hopkins	0	0	0	0	30/32	18/20	0	84	
M.Williams	9	0	9	0	0/0	0/0	1	56	
K.Allen	6	0	6	0	0/0	0/0	0	36	
J.Cook	4	0	4	0	0/0	0/0	2	28	
T.Vizcaino	0	0	0	0	10/15	6/7	0	28	
J.Palmer	4	0	4	0	0/0	0/0	0	24	
J.Herbert	3	3	0	0	0/0	0/0	1	20	
D.Parham	3	0	3	0	0/0	0/0	1	20	
J.Guyton	3	0	3	0	0/0	0/0	0	18	
J.Jackson	2	2	0	0	0/0	0/0	0	12	
T.Campbell	1	0	0	1	0/0	0/0	0	6	
A.Roberts	1	0	0	1	0/0	0/0	0	6	
S.Anderson	1	0	1	0	0/0	0/0	0	6	
L.Rountree	1	1	0	0	0/0	0/0	0	6	
Team	58	18	38	2	40/47	24/27	7	474	
Opponents	52	22	27	3	43/44	32/35	4	459	

2-Pt. Conversions: Team 7/11, Opponents: 4/7
 Sacks: J.Bosa 10.5, U.Nwosu 5.0, J.Tillery 4.5, K.Fackrell 3.0, J.Jones 3.0, D.James 2.0, D.Tranquill 1.5, L.Joseph 1.0, A.Ogbongbemiga 1.0, C.Covington 1.0, C.Rumph 1.0, K.White 1.0, N.Adderley 0.5 **Team: 35.0, Opponents: 31.0**

Rushing	No.	Yds	Avg	Long	TD
A.Ekeler	206	911	4.4	28	12
J.Jackson	68	364	5.4	75	2
J.Herbert	63	302	4.8	36	3
J.Kelley	33	102	3.1	14	0
L.Rountree	36	87	2.4	13	1
J.Guyton	7	34	4.9	21	0
A.Roberts	3	19	6.3	9	0
G.Nabers	3	8	2.7	4	0
J.Palmer	1	6	6.0	6	0
M.Ffrench	1	3	3.0	3	0
C.Daniel	2	-2	-1.0	-1	0
Team	423	1834	4.3	75	18
Opponents	509	2361	4.6	52t	22

Receiving	No.	Yds	Avg	Long	TD
K.Allen	106	1138	10.7	42	6
M.Williams	76	1146	15.1	72t	9
A.Ekeler	70	647	9.2	40	8
J.Cook	48	564	11.8	42	4
J.Palmer	33	353	10.7	36	4
J.Guyton	31	448	14.5	59t	3
J.Jackson	22	178	8.1	25	0
D.Parham	20	190	9.5	22t	3
S.Anderson	16	165	10.3	34	1
T.McKitty	6	45	7.5	12	0
J.Kelley	5	38	7.6	17	0
J.Moore	3	56	18.7	24	0
K.Hill	3	30	10.0	19	0
G.Nabers	3	17	5.7	8	0
L.Rountree	1	-1	-1.0	0	0
J.Herbert	0	0	0.0	0	0
D.Bradwell	0	0	0.0	0	0
T.Campbell	0	0	0.0	0	0
Team	443	5014	11.3	72t	38
Opponents	357	3992	11.2	71t	27

Interceptions	No.	Yds	Avg	Long	TD
A.Samuel	2	26	13.0	26	0
K.White	2	22	11.0	22	0
D.James	2	20	10.0	15	0
U.Nwosu	1	2	2.0	2	0
N.Niemann	1	0	0.0	0	0
A.Gilman	1	0	0.0	0	0
C.Harris	1	0	0.0	0	0
M.Davis	1	0	0.0	0	0
Team	11	70	6.4	26	0
Opponents	15	167	11.1	70t	3

Punting	No	Yds	Avg	Net	TB	In	Lg	B
T.Long	46	2091	45.5	36.8	2	11	69	1
T.Vizcaino	1	32	32.0	26.0	0	1	32	0
Team	48	2123	44.2	36.5	2	12	69	1
Opponents	46	2104	45.7	42.5	2	17	63	0

Punt Returns	Ret	FC	Yds	Avg	Long	TD
A.Roberts	12	9	66	5.5	15	0
K.Hill	6	3	41	6.8	12	0
J.Guyton	0	1	0	0.0	0	0
M.Ffrench	0	1	0	0.0	0	0
Team	18	14	107	5.9	15	0
Opponents	30	5	329	11.0	45	0

Kickoff Returns	No.	Yds	Avg	Long	TD
A.Roberts	19	624	32.8	101	1
L.Rountree	7	117	16.7	24	0
M.Bandy	4	88	22.0	27	0
K.Hill	3	50	16.7	18	0
N.Adderley	3	48	16.0	19	0
J.Guyton	2	32	16.0	22	0
M.Ffrench	1	17	17.0	17	0
Team	39	976	25.0	101t	1
Opponents	36	748	20.8	47	0

Field Goals	1-19	20-29	30-39	40-49	50+
D.Hopkins	1/1	5/5	4/4	7/7	1/3
T.Vizcaino	0/0	3/3	2/2	1/2	0/0
Team	1/1	8/8	6/6	8/9	1/3
Opponents	0/0	5/5	13/13	9/9	5/8

Fumbles Lost: A.Ekeler 3, J.Jackson 1, J.Herbert 1, J.Kelley 1, A.Roberts 1 **Total: 7**
 Opponent Fumble Recoveries: J.Jones 2, M.Davis 2, U.Nwosu 1, K.Fackrell 1, T.Campbell 1, D.Tranquill 1, K.Hill 1, N.Adderley 1 **Total: 10**

Passing	Att	Cmp	Yds	Cmp%	Yds/Att	TD	TD%	Int	Int%	Long	Sack	Lost	Rating
J.Herbert	672	443	5014	65.9%	7.5	38	5.7%	15	2.2%	72t	31/	214	97.7
K.Allen	1	0	0	0.0%	0.0	0	0.0%	0	0.0%	0	0/	0	39.6
T.Long	1	0	0	0.0%	0.0	0	0.0%	0	0.0%	0	0/	0	39.6
Team	674	443	5014	65.7%	7.4	38	5.6%	15	2.2%	72t	31/	214	97.4
Opponents	559	357	3992	63.9%	7.1	27	4.8%	11	2.0%	71t	35/	231	93.0

2021 LOS ANGELES CHARGERS DEFENSIVE STATISTICS

Official Press Box Totals — Confirmed by league review.

Player	— Tackles —			Sacks	Yards	Tackles for Loss	QB Hits	Interceptions	Passes Def.	— Fumbles —	
	Solo	Assisted	Total							Forced	Recoveries
Kyzir White	54	90	144	1	1	7	4	2	3	1	0
Derwin James Jr.	43	75	118	2	12.5	7	7	2	5	3	0
Nasir Adderley	30	67	97	0.5	3.5	3	2	0	5	1	1
Drue Tranquill	28	42	70	1.5	14	5	3	0	1	0	1
Linval Joseph	27	30	57	1	10	3	2	0	0	0	0
Michael Davis	12	42	54	0	0	1	0	1	12	1	2
Christian Covington	22	30	52	1	6	3	1	0	0	1	0
Joey Bosa	15	36	51	10.5	70	5	20	0	0	7	0
Jerry Tillery	27	24	51	4.5	38	6	14	0	0	0	0
Asante Samuel Jr.	10	33	43	0	0	1	0	2	11	0	0
Uchenna Nwosu	16	24	40	5	36	8	16	1	4	2	1
Tevaughn Campbell	8	30	38	0	0	0	0	0	4	2	1
Justin Jones	18	19	37	3	9	5	5	0	1	0	2
Chris Harris Jr.	7	30	37	0	0	0	1	1	6	0	0
Alohi Gilman	10	26	36	0	0	0	0	1	1	0	0
Kenneth Murray Jr.	14	17	31	0	0	2	0	0	0	0	1
Amen Ogbongbemiga	8	13	21	1	9	1	2	0	0	0	0
Trey Marshall	12	5	17	0	0	0	0	0	0	0	0
Kyler Fackrell	5	11	16	3	17	4	4	0	1	1	0
Chris Rumph II	7	7	14	1	5	2	3	0	0	0	0
Breiden Fehoko	8	5	13	0	0	0	0	0	0	0	0
Joe Gaziano	5	8	13	0	0	1	2	0	1	0	0
Nick Niemann	3	5	8	0	0	0	0	1	1	0	0
Davontae Harris	1	5	6	0	0	0	1	0	0	0	0
Forrest Merrill	2	2	4	0	0	0	0	0	0	0	0
Emeke Egbule	1	1	2	0	0	0	1	0	0	0	0
Ryan Smith	1	1	2	0	0	0	0	0	0	0	0
Mark Webb Jr.	0	2	2	0	0	0	0	0	0	0	0
Eric Banks	1	0	1	0	0	0	0	0	0	0	0
Essang Bassey	0	1	1	0	0	0	0	0	0	0	0
Andrew Brown	0	1	1	0	0	0	0	0	0	0	0
Kemon Hall	0	1	1	0	0	0	1	0	0	0	0
Totals	683	395	1,078	35	231	64	89	11	56	19	9
<i>Defensive Backs</i>	<i>318</i>	<i>134</i>	<i>452</i>	<i>2.5</i>	<i>16</i>	<i>12</i>	<i>11</i>	<i>8</i>	<i>44</i>	<i>7</i>	<i>4</i>
<i>Linebackers</i>	<i>167</i>	<i>107</i>	<i>274</i>	<i>3.5</i>	<i>24</i>	<i>13</i>	<i>7</i>	<i>2</i>	<i>5</i>	<i>1</i>	<i>2</i>
<i>Outside Linebackers</i>	<i>80</i>	<i>45</i>	<i>125</i>	<i>19.5</i>	<i>128</i>	<i>24</i>	<i>45</i>	<i>1</i>	<i>5</i>	<i>10</i>	<i>1</i>
<i>Defensive Line</i>	<i>118</i>	<i>109</i>	<i>227</i>	<i>9.5</i>	<i>63</i>	<i>15</i>	<i>26</i>	<i>0</i>	<i>2</i>	<i>1</i>	<i>2</i>

SPECIAL TEAMS TACKLES

Player	Total Tackles
Nick Niemann	14
Alohi Gilman	6
Kemon Hall	6
Justin Jackson	6
Chris Rumph II	5
Drue Tranquill	5
Amen Ogbongbemiga	5
Stephen Anderson	4
Ryan Smith	3
Tevaughn Campbell	2
Dustin Hopkins	2
Gabe Nabers	2
Matt Overton	2
Larry Rountree III	2
Nasir Adderley	1
Cole Christiansen	1
Kyler Fackrell	1
Matt Feiler	1
Maurice Ffrench	1
Davontae Harris	1
Trey Marshall	1
Tre' McKitty	1
Kiondre Thomas	1
Tristan Vizcaino	1
Mark Webb Jr.	1
Totals	67

2021 GAME SUMMARIES

WEEK 1 AT WASHINGTON



CHARGERS 20 WASHINGTON 16

Sunday, Sept. 12, 2021
FedExField – Landover, Md.



WEEK 2 vs. DALLAS



COWBOYS 20 CHARGERS 17

Sunday, Sept. 19, 2021
SoFi Stadium – Inglewood, Calif.



GAME STATISTICS

TEAM	1	2	3	4	OT	F
L.A. Chargers	7	6	0	7	—	20
Washington	3	6	7	0	—	16

SCORING SUMMARY

Team	Q	Time	Play
Chargers	1	9:14	A.Ekeler 3 yd. run (T.Vizcaino kick) (10-75, 5:46)
WFT	1	2:57	D.Hopkins 30 yd. Field Goal (6-36, 3:07)
WFT	2	13:36	D.Hopkins 43 yd. Field Goal (7-46, 2:49)
Chargers	2	9:06	T.Vizcaino 33 yd. Field Goal (10-76, 4:30)
Chargers	2	0:45	T.Vizcaino 27 yd. Field Goal (18-65, 7:52)
WFT	2	0:00	D.Hopkins 48 yd. Field Goal (5-45, 0:45)
WFT	3	11:20	L.Thomas 11 yd. pass from T.Heinicke (D.Hopkins kick) (8-81, 3:40)
Chargers	4	11:21	M.Williams 3 yd. pass from J.Herbert (T.Vizcaino kick) (3-3, 0:45)

TEAM STATISTICS

	LAC	WAS
FIRST DOWNS:	27	15
TOTAL NET YARDS:	424	259
NET RUSHING YARDS:	90	126
NET PASSING YARDS:	334	133
PENALTIES/YARDS:	6-94	8-57
3RD DOWN EFFICIENCY (%):	14-19 (73.7%)	3-10 (30.0%)
SCORING DRIVES (%):	4-9 (44.4%)	4-9 (44.4%)
PUNTS/NET AVERAGE:	2-36.0	3-45.0
SACKS/YARDS:	1/2	2/3
FUMBLES/LOST:	2/1	3/1
POINTS OFF TURNOVERS:	7	0
AVG. DRIVE START:	OWN 30	OWN 26
TIME OF POSSESSION:	36:03	23:57

INDIVIDUAL TOP PERFORMERS



PASSING

	CMP	ATT	YDS	TD	INT	RT
J.Herbert	31	47	337	1	1	85.2
T.Heinicke	11	15	122	1	0	119.3
R.Fitzpatrick	3	6	13	0	0	56.2

RUSHING

	ATT	YDS	AVG	LG	TD
A.Ekeler	15	57	3.8	14	1
L.Rountree III	8	27	3.4	13	0
A.Gibson	20	90	4.5	27	0
T.Heinicke	3	17	5.7	9	0

RECEIVING

	REC	YDS	AVG	LG	TD
K.Allen	9	100	11.1	17	0
M.Williams	8	82	10.3	20	1
J.Cook	5	56	11.2	23	0
J.Guyton	3	49	16.3	22	0
T.McLaurin	4	62	15.5	34	0
L.Thomas	3	30	10.0	12	1
A.Gibson	3	18	6.0	11	0
A.Humphries	2	10	5.0	6	0

TACKLES (SOLO) – LAC: K.Murray Jr. 10 (6), D.James Jr. 7 (6), Samuel 5 (4);
WAS: C.Holcomb 11 (8), B.McCain 10 (7), J.Bostic 8 (5).

SACKS – LAC: J.Bosa 1-2; **WAS:** J.Allen 1-3, M.Sweat 1-0.

INTERCEPTIONS – LAC: None; **WAS:** W.Jackson III 1-0-0.

STARTERS

WR.....K.Allen	DL.....J.Tillery	WR.....T.McLaurin	DE.....C.Young
LT.....R.Slater	DL.....L.Joseph	LT.....C.Leno	DT.....J.Allen
LG.....O.Aboushi	DL.....J.Jones	LG.....E.Flowers	DT.....D.Payne
C.....C.Linsley	OLB.....J.Bosa	C.....C.Roullier	DE.....M.Sweat
RG.....M.Feiler	LB.....K.Murray Jr.	RG.....B.Scherff	LB.....C.Holcomb
RT.....B.Bulaga	LB.....K.White	RT.....S.Cosmi	LB.....J.Bostic
TE.....J.Cook	CB.....M.Davis	TE.....L.Thomas	CB.....W.Jackson
WR.....M.Williams	CB.....A.Samuel Jr.	WR.....A.Humphries	CB.....W.Fuller
WR.....J.Guyton	CB.....C.Harris Jr.	WR.....D.Brown	S.....L.Collins
QB.....J.Herbert	S.....D.James Jr.	QB.....R.Fitzpatrick	S.....K.Curl
RB.....A.Ekeler	S.....N.Adderley	RB.....A.Gibson	CB.....B.McCain

GAME STATISTICS

TEAM	1	2	3	4	OT	F
Dallas	14	0	0	6	—	20
L.A. Chargers	3	8	3	3	—	17

SCORING SUMMARY

Team	Q	Time	Play
Cowboys	1	8:09	T.Pollard 4 yd. run (G.Zuerlein kick) (15-78, 6:51)
Chargers	1	3:32	T.Vizcaino 46 yd. Field Goal (5-17, 2:24)
Cowboys	1	0:17	E.Elliott 5 yd. run (G.Zuerlein kick) (7-75, 3:15)
Chargers	2	9:49	M.Williams 12 yd. pass from J.Herbert (A.Ekeler run) (10-75, 5:28)
Chargers	3	9:22	T.Vizcaino 32 yd. Field Goal (13-61, 5:38)
Cowboys	4	10:25	G.Zuerlein 34 yd. Field Goal (10-64, 4:40)
Chargers	4	3:54	T.Vizcaino 29 yd. Field Goal (12-64, 6:31)
Cowboys	4	0:00	G.Zuerlein 56 yd. Field Goal (11-49, 3:54)

TEAM STATISTICS

	DAL	LAC
FIRST DOWNS:	25	24
TOTAL NET YARDS:	419	408
NET RUSHING YARDS:	198	95
NET PASSING YARDS:	221	313
PENALTIES/YARDS:	8-76	12-99
3RD DOWN EFFICIENCY (%):	6-10 (60.0%)	5-12 (41.7%)
SCORING DRIVES (%):	4-8 (50.0%)	4-7 (57.1%)
PUNTS/NET AVERAGE:	1-44.0	0-0.0
SACKS/YARDS:	2/25	2/16
FUMBLES/LOST:	1/0	0/0
POINTS OFF TURNOVERS:	3	3
AVG. DRIVE START:	OWN 25	OWN 29
TIME OF POSSESSION:	29:03	30:57

INDIVIDUAL TOP PERFORMERS



PASSING

	CMP	ATT	YDS	TD	INT	RT
J.Herbert	31	41	338	1	2	87.2
D.Prescott	23	27	237	0	1	87.8

RUSHING

	ATT	YDS	AVG	LG	TD
A.Ekeler	9	54	6.0	20	0
J.Jackson	4	21	5.3	7	0
T.Pollard	13	109	8.4	28	1
E.Elliott	16	71	4.4	19	1

RECEIVING

	REC	YDS	AVG	LG	TD
K.Allen	4	108	27.0	42	0
M.Williams	7	91	13.0	27	1
A.Ekeler	9	61	6.8	20	0
J.Cook	3	28	9.3	12	0
C.Lamb	8	81	10.1	34	0
T.Pollard	3	37	12.3	20	0
B.Jarwin	3	31	10.3	13	0
E.Elliott	2	26	13.0	14	0

TACKLES (SOLO) – LAC: N.Adderley 9 (8), D.James Jr. 7 (5), Murray Jr. 7 (5);
DAL: J.Smith 9 (6), L. Vander Esch 7 (4), T.Diggs 6 (6).

SACKS – LAC: K.Fackrell 1-6, James Jr. 0.5-5, Tillery 0.5-5; **DAL:** M.Parsons 1-18, L.Vander Esch 1-7.

INTERCEPTIONS – LAC: Samuel Jr. 1-26-0; **DAL:** T.Diggs 1-0-0, D.Kazee 1-0-0.

STARTERS

WR.....K.Allen	OLB.....U.Nwosu	WR.....A.Cooper	RDE.....D.Armstrong
LT.....R.Slater	DL.....C.Covington	LT.....T.Smith	RDT.....C.Watkins
LG.....M.Feiler	DL.....L.Joseph	LG.....C.Williams	LDT.....O.Odighizuwa
C.....C.Linsley	DL.....J.Tillery	C.....T.Biadasz	OLB.....M.Parsons
RG.....O.Aboushi	OLB.....J.Bosa	RG.....Z.Martin	MLB.....J.Smith
RT.....S.Norton	LB.....K.Murray Jr.	RT.....T.Steele	OLB.....L.Vander Esch
TE.....J.Cook	CB.....K.White	TE.....B.Jarwin	RLB.....T.Diggs
WR.....D.Parham	LB.....M.Davis	TE.....D.Schultz	LCB.....A.Brown
WR.....M.Williams	CB.....A.Samuel Jr.	WR.....C.Lamb	FS.....D.Kazee
QB.....J.Herbert	S.....D.James Jr.	QB.....D.Prescott	S.....M.Hooker
RB.....A.Ekeler	S.....N.Adderley	RB.....E.Elliott	S.....J.Kearse

2021 GAME SUMMARIES

WEEK 3 AT KANSAS CITY

WEEK 4 vs. LAS VEGAS



CHARGERS 30 CHIEFS 24

Sunday, Sept. 26, 2021

GEHA Field at Arrowhead Stadium — Kansas City, Mo.



CHARGERS 28 RAIDERS 14

Monday, Oct. 4, 2021

SoFi Stadium — Inglewood, Calif.



GAME STATISTICS

TEAM	1	2	3	4	OT	F
L.A. Chargers	0	14	0	16	—	30
Kansas City	0	3	14	7	—	24

SCORING SUMMARY

Team	Q	Time	Play
Chargers	2	13:57	K.Allen 4 yd. pass from J.Herbert (kick failed, wl) (9-51, 3:51)
Chargers	2	7:36	A.Ekeler 16 yd. pass from J.Herbert (J.Herbert-M.Williams pass) (6-53, 3:19)
Chiefs	2	0:19	H.Butker 34 yd. Field Goal (11-70, 2:14)
Chiefs	3	9:15	J.Fortson 2 yd. pass from P.Mahomes (H.Butker kick) (12-75, 5:45)
Chiefs	3	3:35	C.Edwards-Helaire 10 yd. pass from P.Mahomes (H.Butker kick) (10-70, 4:09)
Chargers	4	13:39	M.Williams 20 yd. pass from J.Herbert (T.Vizcaino kick) (11-75, 4:56)
Chiefs	4	6:43	M.Hardman 8 yd. pass from P.Mahomes (H.Butker kick) (12-72, 6:56)
Chargers	4	2:14	T.Vizcaino 24 yd. Field Goal (10-69, 4:29)
Chargers	4	0:32	M.Williams 4 yd. pass from J.Herbert (kick failed, wl) (8-59, 1:10)

TEAM STATISTICS

	LAC	KC
FIRST DOWNS:	27	15
TOTAL NET YARDS:	352	437
NET RUSHING YARDS:	77	186
NET PASSING YARDS:	275	251
PENALTIES/YARDS:	6-56	8-50
3RD DOWN EFFICIENCY (%):	4-11 (36.4%)	6-10 (60.0%)
SCORING DRIVES (%):	5-10 (50.0%)	4-10 (40.0%)
PUNTS/NET AVERAGE:	4-43.0	1-51.0
SACKS/YARDS:	2/9	1/2
FUMBLES/LOST:	0/0	2/2
POINTS OFF TURNOVERS:	21	0
AVG. DRIVE START:	OWN 28	OWN 34
TIME OF POSSESSION:	27:29	32:31

INDIVIDUAL TOP PERFORMERS



PASSING

	CMP	ATT	YDS	TD	INT	RT
J.Herbert	26	38	281	4	0	125.0
P.Mahomes	27	44	260	3	2	81.6

RUSHING

	ATT	YDS	AVG	LG	TD
A.Ekeler	11	55	5.0	11	0
J.Herbert	4	16	4.0	9	0
C.Edwards-Helaire	17	100	5.9	14	0
P.Mahomes	4	45	11.3	21	0

RECEIVING

	REC	YDS	AVG	LG	TD
M.Williams	7	122	17.4	43	2
A.Ekeler	6	52	8.7	16	1
K.Allen	8	50	6.3	15	1
J.Cook	2	27	13.5	21	0
T.Kelce	7	104	14.9	28	0
T.Hill	5	56	11.2	18	0
M.Hardman	3	33	11.0	15	1
D.Robinson	2	17	8.5	11	0

TACKLES (SOLO) - LAC: N.Adderley 9 (7), D.Tranquill 8 (6), K.White 8 (5); **KC:** D.Sorensen 7 (5), N.Bolton 7 (3), L.Sneed 6 (5).

SACKS - LAC: K.White 1-1, J.Bosa 0.5-4, D.Tranquill 0.5-4; **KC:** M.Danna 1-6.

INTERCEPTIONS - LAC: A.Samuel 1-0-0, A.Gilman 1-0-0; **KC:** None.

STARTERS

WR.....K.Allen	OLB.....J.Bosa	WR.....T.Hill	LDE.....C.Jones
LT.....R.Slater	DL.....J.Tillery	LT.....O.Brown	LDT.....J.Reed
LG.....M.Feiler	DL.....L.Joseph	LG.....J.Thuney	RDT.....D.Nnadi
C.....C.Linsley	OLB.....U.Nwosu	C.....C.Humphrey	RDE.....M.Danna
RG.....O.Aboushi	LB.....K.Murray Jr.	RG.....T.Smith	LB.....N.Bolton
RT.....S.Norton	LB.....K.White	RT.....L.Niang	LB.....A.Hitchens
TE.....J.Cook	CB.....M.Davis	TE.....T.Kelce	LB.....N.Bolton
TE.....D.Parham	CB.....T.Campbell	WR.....M.Hardman	LCB.....R.Fenton
TE.....S.Anderson	S.....N.Adderley	WR.....D.Robinson	RCB.....L.Sneed
QB.....J.Herbert	S.....D.James Jr.	QB.....P.Mahomes	S.....D.Sorensen
RB.....A.Ekeler	CB.....A.Samuel Jr.	RB.....C.Edwards-Helaire	S.....T.Mathieu

GAME STATISTICS

TEAM	1	2	3	4	OT	F
Las Vegas	0	0	14	0	—	14
L.A. Chargers	7	14	0	7	—	28

SCORING SUMMARY

Team	Q	Time	Play
Chargers	1	8:01	D.Parham 4 yd. pass from J.Herbert (T.Vizcaino kick) (12-75, 6:59)
Chargers	2	4:16	J.Cook 10 yd. pass from J.Herbert (T.Vizcaino kick) (6-80, 3:35)
Chargers	2	0:29	A.Ekeler 14 yd. pass from J.Herbert (T.Vizcaino kick) (9-69, 2:15)
Raiders	3	9:01	H.Renfrow 10 yd. pass from D.Carr (D.Carlson kick) (11-78, 5:59)
Raiders	3	1:44	D.Waller 3 yd. pass from D.Carr (D.Carlson kick) (6-81, 2:55)
Chargers	4	5:20	A.Ekeler 11 yd. run (T.Vizcaino kick) (10-58, 5:18)

TEAM STATISTICS

	LV	LAC
FIRST DOWNS:	13	25
TOTAL NET YARDS:	213	380
NET RUSHING YARDS:	48	168
NET PASSING YARDS:	165	212
PENALTIES/YARDS:	7-58	7-105
3RD DOWN EFFICIENCY (%):	4-13 (30.8%)	4-13 (30.8%)
SCORING DRIVES (%):	2-12 (16.7%)	4-12 (33.3%)
PUNTS/NET AVERAGE:	5-51.2	6-42.2
SACKS/YARDS:	2/10	4/31
FUMBLES/LOST:	2/0	0/0
POINTS OFF TURNOVERS:	0	0
AVG. DRIVE START:	OWN 24	OWN 34
TIME OF POSSESSION:	25:18	34:42

INDIVIDUAL TOP PERFORMERS



PASSING

	CMP	ATT	YDS	TD	INT	RT
J.Herbert	25	38	222	3	0	107.6
D.Carr	21	34	196	2	1	84.9
T.Long	0	1	0	0	0	39.6

RUSHING

	ATT	YDS	AVG	LG	TD
A.Ekeler	15	117	7.8	20	0
L.Rountree III	11	31	2.8	9	0
J.Jacobs	13	40	3.1	10	0
D.Carr	3	6	2.0	3	0

RECEIVING

	REC	YDS	AVG	LG	TD
J.Cook	6	70	11.7	22	1
K.Allen	7	36	5.1	9	0
S.Anderson	1	34	34.0	34	0
A.Ekeler	3	28	9.3	14	1
H.Ruggs III	3	60	20.0	51	0
D.Waller	4	50	12.5	21	1
H.Renfrow	6	45	7.5	12	1
J.Jacobs	5	17	3.4	9	0

TACKLES (SOLO) - LAC: D.James Jr. 6 (3), M.Davis 5 (4), D.Tranquill 5 (3); **LV:** C.Littleton 12 (8), D.Perryman 12 (8), J.Abram 8 (4).

SACKS - LAC: J.Bosa 1-12, C.Covington 1-6, K.Fackrell 1-3, J.Tillery 1-10; **LV:** D.Philon 2-10.

INTERCEPTIONS - LAC: James Jr. 1-15-0; **LV:** None.

STARTERS

WR.....K.Allen	OLB.....J.Bosa	WR.....H.Ruggs III	DE.....M.Crosby
LT.....R.Slater	DL.....J.Tillery	LT.....K.Miller	DT.....Q.Jefferson
LG.....M.Feiler	DL.....L.Joseph	LG.....J.Simpson	NT.....J.Hankins
C.....C.Linsley	OLB.....U.Nwosu	C.....A.James	DE.....Y.Ngakoue
RG.....O.Aboushi	LB.....D.Tranquill	RG.....J.Elumunor	MLB..D.Perryman
RT.....S.Norton	LB.....K.White	RT.....A.Leatherwood	RCB..C.Hayward Jr.
TE.....J.Cook	CB.....M.Davis	TE.....D.Waller	LCB.....T.Mullen
TE.....D.Parham	CB.....A.Gilman	WR.....B.Edwards	RCB.....N.Hobbs
TE.....S.Anderson	S.....N.Adderley	WR.....H.Renfrow	CB.....N.Hobbs
QB.....J.Herbert	S.....D.James Jr.	QB.....D.Carr	FS.....T.Moehrig
RB.....A.Ekeler	CB.....A.Samuel Jr.	RB.....J.Jacobs	SS.....J.Abram

2021 GAME SUMMARIES

WEEK 5 vs. CLEVELAND



CHARGERS 47 BROWNS 42

Sunday, Oct. 10, 2021
SoFi Stadium — Inglewood, Calif.



GAME STATISTICS

TEAM	1	2	3	4	OT	F
Cleveland	3	17	14	15	—	42
L.A. Chargers	7	6	8	26	—	47

SCORING SUMMARY

Team	Q	Time	Play
Browns	1	7:39	C.McLaughlin 35 yd. Field Goal (10-75, 6:32)
Chargers	1	2:44	D.Parham 22 yd. pass from J.Herbert (T.Vizcaino kick) (10-85, 4:55)
Browns	2	12:46	R.Higgins 7 yd. pass from B.Mayfield (C.McLaughlin kick) (8-72, 4:58)
Chargers	2	11:43	M.Williams 72 yd. pass from J.Herbert (kick failed, wl) (4-82, 1:03)
Browns	2	0:54	K.Hunt 3 yd. run (C.McLaughlin kick) (11-53, 6:00)
Browns	2	0:00	C.McLaughlin 31 yd. Field Goal (4-9, 0:38)
Browns	3	12:18	N.Chubb 52 yd. run (C.McLaughlin kick) (5-75, 2:42)
Chargers	3	6:25	J.Herbert 9 yd. run (J.Herbert-D.Parham pass) (14-84, 5:53)
Chargers	4	11:22	M.Williams 42 yd. pass from J.Herbert (T.Vizcaino kick) (4-61, 1:29)
Browns	4	10:40	D.Njoku 71 yd. pass from B.Mayfield (B.Mayfield-A.Hooper pass) (2-78, 0:42)
Chargers	4	7:24	A.Ekeler 4 yd. run (T.Vizcaino kick) (11-75, 3:16)
Browns	4	4:45	K.Hunt 8 yd. run (C.McLaughlin kick) (5-75, 2:39)
Chargers	4	3:15	A.Ekeler 19 yd. pass from J.Herbert (kick failed, wl) (6-75, 1:30)
Chargers	4	1:31	A.Ekeler 3 yd. run (run failed) (5-48, 0:31)

TEAM STATISTICS

	CLE	LAC
FIRST DOWNS:	25	27
TOTAL NET YARDS:	531	493
NET RUSHING YARDS:	230	112
NET PASSING YARDS:	301	381
PENALTIES/YARDS:	7-77	6-49
3RD DOWN EFFICIENCY (%):	4-12 (33.3%)	6-13 (46.2%)
SCORING DRIVES (%):	7-12 (58.3%)	7-12 (58.3%)
PUNTS/NET AVERAGE:	3-44.7	3-53.0
SACKS/YARDS:	2/10	1/4
FUMBLES/LOST:	1/0	2/1
POINTS OFF TURNOVERS:	3	0
AVG. DRIVE START:	OWN 29	OWN 27
TIME OF POSSESSION:	36:28	23:32

INDIVIDUAL TOP PERFORMERS



PASSING

	CMP	ATT	YDS	TD	INT	RT
J.Herbert	26	43	398	4	0	122.0
B.Mayfield	23	32	305	2	0	122.5

RUSHING

	ATT	YDS	AVG	LG	TD
A.Ekeler	17	66	3.9	9	2
J.Herbert	4	29	7.3	11	1
N.Chubb	21	161	7.7	52t	1
K.Hunt	12	61	5.1	12	2

RECEIVING

	REC	YDS	AVG	LG	TD
M.Williams	8	165	20.6	72t	2
K.Allen	6	75	12.5	37	0
A.Ekeler	5	53	10.6	19t	1
J.Guyton	2	35	17.5	21	0
D.Njoku	7	149	21.3	71t	1
D.Peoples-Jones	5	70	14.0	42	0
R.Higgins	3	29	9.7	16	1
K.Hunt	5	28	5.6	13	0

TACKLES (SOLO) - LAC: D.James 17 (9), D.Tranquill 10 (6), N.Adderley 8 (7);
CLE: G.Williams 10 (7), A.Walker 6 (2), A.Green 5 (4).

SACKS - LAC: D.James 1-4; **CLE:** M.McDowell 1-10, M.Garrett 1-7.

INTERCEPTIONS - LAC: None; **CLE:** None.

STARTERS

WR.....K.Allen	OLB.....J.Bosa	DE.....M.Garrett
LT.....R.Slater	DL.....J.Tillery	DT.....M.Jackson
LG.....M.Feiler	DL.....L.Joseph	DT.....M.McDowell
C.....C.Linsley	DL.....C.Covington	DE.....T.McKinley
RG.....O.Aboushi	OLB.....U.Nwosu	LB.....J.Owusu-Koramoah
RT.....S.Norton	LB.....K.White	RT.....J.Conklin
TE.....J.Cook	LB.....D.Tranquill	LB.....A.Walker
TE.....D.Parham	CB.....M.Davis	TE.....D.Njoku
WR.....M.Williams	S.....N.Adderley	CB.....G.Williams
QB.....J.Herbert	S.....D.James Jr.	TE.....H.Bryant
RB.....A.Ekeler	CB.....A.Samuel Jr.	QB.....B.Mayfield
		RB.....N.Chubb
		S.....R.Harrison
		S.....J.Johnson

WEEK 6 AT BALTIMORE



RAVENS 34 CHARGERS 6

Sunday, Oct. 17, 2021
M&T Bank Stadium — Baltimore, Md.



GAME STATISTICS

TEAM	1	2	3	4	OT	F
L.A. Chargers	7	6	0	0	—	6
Baltimore	7	10	10	7	—	34

SCORING SUMMARY

Team	Q	Time	Play
Ravens	1	5:12	L.Murray 14 yd. run (J.Tucker kick) (12-90, 6:39)
Ravens	2	13:24	L.Bell 2 yd. run (J.Tucker kick) (8-74, 4:55)
Ravens	2	7:03	J.Tucker 52 yd. Field Goal (4-5, 2:06)
Chargers	2	4:04	J.Cook 1 yd. pass from J.Herbert (kick failed, wr) (2-27, 0:16)
Ravens	3	7:39	M.Andrews 9 yd. pass from L.Jackson (J.Tucker kick) (12-52, 7:21)
Ravens	3	5:02	J.Tucker 39 yd. Field Goal (4-[-3], 0:53)
Ravens	4	14:55	D.Freeman 9 yd. run (J.Tucker kick) (9-65, 4:45)

TEAM STATISTICS

	LAC	BAL
FIRST DOWNS:	14	27
TOTAL NET YARDS:	208	327
NET RUSHING YARDS:	26	87
NET PASSING YARDS:	182	140
PENALTIES/YARDS:	4-35	2-15
3RD DOWN EFFICIENCY (%):	3-12 (25.0%)	6-11 (54.5%)
SCORING DRIVES (%):	1-11 (0.9%)	6-11 (54.5%)
PUNTS/NET AVERAGE:	5-52.4	2-43.0
SACKS/YARDS:	3/27	2/13
FUMBLES/LOST:	0/0	2/0
POINTS OFF TURNOVERS:	6	0
AVG. DRIVE START:	OWN 29	OWN 37
TIME OF POSSESSION:	21:53	38:07

INDIVIDUAL TOP PERFORMERS



PASSING

	CMP	ATT	YDS	TD	INT	RT
J.Herbert	22	39	195	1	1	67.8
L.Jackson	19	27	167	1	2	68.0

RUSHING

	ATT	YDS	AVG	LG	TD
J.Herbert	2	12	6.0	10	0
A.Ekeler	6	7	1.2	5	0
D.Freeman	5	53	8.8	16	1
L.Jackson	8	51	6.4	22	0

RECEIVING

	REC	YDS	AVG	LG	TD
K.Allen	5	50	10.0	21	0
A.Ekeler	4	48	12.0	18	0
M.Williams	2	27	13.5	26	0
J.Cook	4	25	6.3	11	1
M.Andrews	5	68	13.6	21	1
M.Brown	4	35	8.8	20	0
R.Bateman	4	29	7.3	11	0
D.Duvernay	2	15	7.5	8	0

TACKLES (SOLO) - LAC: D.James 8 (7), K.White 8 (5), A.Ogbongbemiga 8 (5);
BAL: A.Averett 6 (5), J.Bynes 6 (3), C.Clark 5 (3).

SACKS - LAC: L.Joseph 1-10, J.Bosa, 1-9, U.Nwosu 1-8; **BAL:** J.Houston 1-7, D.Elliott 1-6.

INTERCEPTIONS - LAC: K.White 2-22-0; **BAL:** D.Elliott 1-0-0.

STARTERS

WR.....K.Allen	OLB.....J.Bosa	WR.....M.Brown	DT.....J.Madubuike
LT.....R.Slater	DL.....L.Joseph	LT.....C.Leno	NT.....B.Williams
LG.....M.Feiler	DL.....J.Tillery	LG.....A.Villanueva	DE.....C.Campbell
C.....C.Linsley	DL.....U.Nwosu	C.....B.Bozeman	RUSH.....J.Houston
RG.....M.Schofield III	OLB.....K.Fackrell	RG.....K.Zeitler	WLB.....P.Queen
RT.....S.Norton	LB.....A.Ogbongbemiga	RT.....P.Mekari	MLB.....J.Bynes
TE.....D.Parham	LB.....K.White	TE.....E.Tomlinson	SAM.....T.Bowser
WR.....M.Williams	CB.....M.Davis	WR.....D.Duvernay	CB.....A.Averett
FB.....G.Nabers	CB.....A.Samuel Jr.	FB.....P.Ricard	SS.....C.Clark
QB.....J.Herbert	CB.....C.Harris Jr.	QB.....L.Jackson	FS.....D.Elliott
RB.....A.Ekeler	S.....D.James Jr.	RB.....L.Murray	CB.....M.Humphrey

2021 GAME SUMMARIES

WEEK 8 vs. NEW ENGLAND

WEEK 9 AT PHILDELPHIA



**PATRIOTS 27
CHARGERS 24**

Sunday, Oct. 31, 2021
SoFi Stadium – Inglewood, Calif.



**CHARGERS 27
EAGLES 24**

Sunday, Nov. 7, 2021
Lincoln Financial Field – Philadelphia, Pa.



GAME STATISTICS

TEAM	1	2	3	4	OT	F
New England	7	6	3	11	—	27
L.A. Chargers	7	7	3	7	—	24

SCORING SUMMARY

Team	Q	Time	Play
Chargers	1	10:54	A.Ekeler 5 yd. run (D.Hopkins kick) (8-75, 4:06)
Patriots	1	6:26	D.Harris 1 yd. run (N.Folk kick) (10-75, 4:28)
Chargers	2	12:35	K.Allen 5 yd. pass from J.Herbert (D.Hopkins kick) (5-86, 2:16)
Patriots	2	3:29	N.Folk 24 yd. Field Goal (9-30, 3:22)
Patriots	2	0:10	N.Folk 48 yd. Field Goal (5-10, 0:47)
Patriots	3	3:39	N.Folk 48 yd. Field Goal (10-31, 5:09)
Chargers	3	0:39	D.Hopkins 48 yd. Field Goal (6-45, 3:00)
Patriots	4	10:11	A.Phillips 26 yd. INT return (Jones-Meyers pass)
Patriots	4	2:19	N.Folk 30 yd. Field Goal (14-54, 6:56)
Chargers	4	0:40	J.Palmer 24 yd. pass from J.Herbert (D.Hopkins kick) (10-72, 1:39)

TEAM STATISTICS

	NE	LAC
FIRST DOWNS:	21	17
TOTAL NET YARDS:	352	369
NET RUSHING YARDS:	141	163
NET PASSING YARDS:	211	206
PENALTIES/YARDS:	4-30	5-40
3RD DOWN EFFICIENCY (%):	9-19 (47.4%)	4-12 (33.3%)
SCORING DRIVES (%):	5-11 (45.5%)	4-12 (33.3%)
PUNTS/NET AVERAGE:	3-48.7	5-48.0
SACKS/YARDS:	3/17	1/7
FUMBLES/LOST:	1/1	0/0
POINTS OFF TURNOVERS:	10	0
AVG. DRIVE START:	OWN 37	OWN 20
TIME OF POSSESSION:	35:24	24:36

INDIVIDUAL TOP PERFORMERS



PASSING

	CMP	ATT	YDS	TD	INT	RT
J.Herbert	18	35	223	2	2	66.7
M.Jones	18	35	218	0	0	70.9

RUSHING

	ATT	YDS	AVG	LG	TD
J.Jackson	3	79	26.3	75	0
A.Ekeler	11	64	5.8	28	1
D.Harris	23	80	3.5	10	1
B.Bolden	4	26	6.5	14	0

RECEIVING

	REC	YDS	AVG	LG	TD
K.Allen	6	77	12.8	41	1
A.Ekeler	6	60	10.0	14	0
J.Cook	2	25	12.5	13	0
J.Palmer	1	24	24.0	24	1
N.Agholor	3	60	20.0	44	0
K.Bourne	4	38	9.5	14	0
J.Meyers	4	37	9.3	17	0
N.Harry	2	30	15.0	15	0

TACKLES (SOLO) - LAC: D.James 13 (7), K.White 9 (6), N.Adderley 7 (5);
NE: K.Dugger 6 (4), M.Judon 5 (4), J.Jackson 5 (4).

SACKS - LAC: J.Tillery 1-7; **NE:** M.Judon 1.5-8, L.Guy 1-5, C.Barmore 0.5-4.

INTERCEPTIONS - LAC: None; **NE:** A.Phillips 2-38-1.

STARTERS

WR.....K.Allen	OLB.....J.Bosa	LT.....J.Meyers	DL.....D.Wise
LT.....R.Slater	DL.....L.Joseph	LT.....I.Wynn	DT.....D.Godchaux
LG.....M.Feiler	DL.....J.Tillery	LG.....T.Karras	RE.....L.Guy
C.....C.Linsley	DL.....J.Jones	C.....D.Andrews	LB.....M.Judon
RG.....M.Schofield III	OLB.....U.Nwosu	RG.....S.Mason	LB.....D.Hightower
RT.....S.Norton	LB.....K.White	RT.....M.Onwenu	LB.....J.Bently
TE.....J.Cook	CB.....C.Harris Jr.	TE.....H.Henry	LCB.....J.Jackson
TE.....D.Parham	CB.....M.Davis	TE.....J.Smith	RCB.....J.Mills
WR.....M.Williams	CB.....A.Samuel Jr.	WR.....N.Agholor	DB.....A.Phillips
QB.....J.Herbert	S.....N.Adderley	QB.....M.Jones	S.....K.Dugger
RB.....A.Ekeler	S.....D.James Jr.	RB.....D.Harris	S.....D.McCourt

GAME STATISTICS

TEAM	1	2	3	4	OT	F
L.A. Chargers	7	0	9	11	—	27
Philadelphia	0	10	7	7	—	24

SCORING SUMMARY

Team	Q	Time	Play
Ravens	1	5:12	L.Murray 14 yd. run (J.Tucker kick) (12-90, 6:39)
Ravens	2	13:24	L.Bell 2 yd. run (J.Tucker kick) (8-74, 4:55)
Ravens	2	7:03	J.Tucker 52 yd. Field Goal (4-5, 2:06)
Chargers	2	4:04	J.Cook 1 yd. pass from J.Herbert (kick failed, wr) (2-27, 0:16)
Ravens	3	7:39	M.Andrews 9 yd. pass from L.Jackson (J.Tucker kick) (12-52, 7:21)
Ravens	3	5:02	J.Tucker 39 yd. Field Goal (4-[-3], 0:53)
Ravens	4	14:55	D.Freeman 9 yd. run (J.Tucker kick) (9-65, 4:45)

TEAM STATISTICS

	LAC	PHI
FIRST DOWNS:	28	20
TOTAL NET YARDS:	445	331
NET RUSHING YARDS:	89	176
NET PASSING YARDS:	356	155
PENALTIES/YARDS:	4-30	3-25
3RD DOWN EFFICIENCY (%):	5-10 (50.0%)	8-12 (66.7%)
SCORING DRIVES (%):	5-8 (62.5%)	4-8 (50.0%)
PUNTS/NET AVERAGE:	0-0	3-43.3
SACKS/YARDS:	1/7	0/0
FUMBLES/LOST:	0/0	1/0
POINTS OFF TURNOVERS:	0	0
AVG. DRIVE START:	OWN 29	OWN 20
TIME OF POSSESSION:	33:37	26:23

INDIVIDUAL TOP PERFORMERS



PASSING

	CMP	ATT	YDS	TD	INT	RT
J.Herbert	32	38	356	2	0	123.2
J.Hurts	11	17	162	1	0	115.3

RUSHING

	ATT	YDS	AVG	LG	TD
A.Ekeler	17	59	3.5	16	0
J.Herbert	5	14	2.8	8	1
J.Howard	17	71	4.2	18	1
J.Hurts	10	62	6.2	12	0

RECEIVING

	REC	YDS	AVG	LG	TD
K.Allen	12	104	8.7	18	0
J.Cook	4	48	12.0	23	0
S.Anderson	4	39	9.8	23	1
D.Parham	3	39	13.0	19	1
D.Smith	5	116	23.2	28	1
D.Goedert	3	43	14.3	21	0
Q.Watkins	2	9	4.5	7	0
J.Reagor	1	-6	-6.0	-6	0

TACKLES (SOLO) - LAC: L.Joseph 9 (8), D.Tranquill 9 (4), K.White 8 (4);
PHI: T.Edwards 12 (5), D.Taylor 8 (6), R.McLeod 8 (3).

SACKS - LAC: J.Bosa 1-7; **PHI:** None.

INTERCEPTIONS - LAC: None; **PHI:** None.

STARTERS

WR.....K.Allen	EDGE.....J.Bosa	WR.....D.Smith	DE.....J.Sweat
LT.....R.Slater	DL.....L.Joseph	LT.....J.Mailata	DT.....J.Hargrave
LG.....M.Feiler	DL.....J.Tillery	LG.....L.Dickerson	DT.....F.Cox
C.....C.Linsley	DL.....J.Jones	C.....J.Kelce	DE.....D.Barnett
RG.....M.Schofield III	EDGE.....U.Nwosu	RG.....J.Driscoll	SAM.....G.Avery
RT.....S.Norton	LB.....K.White	RT.....L.Johnson	MIKE...T.Edwards
OL.....S.Kelemete	CB.....C.Harris Jr.	TE.....D.Goedert	WILL.....D.Taylor
TE.....D.Parham	CB.....R.Smith	WR.....Q.Watkins	CB.....S.Nelson
WR.....M.Williams	CB.....T.Campbell	WR.....J.Reagor	CB.....D.Slay
QB.....J.Herbert	S.....N.Adderley	QB.....J.Hurts	S.....R.McLeod
RB.....A.Ekeler	S.....D.James Jr.	RB.....B.Scott	S.....A.Harris

2021 GAME SUMMARIES

WEEK 10 vs. MINNESOTA



**VIKINGS 27
CHARGERS 20**

Sunday, Nov. 14, 2021
SoFi Stadium — Inglewood, Calif.



GAME STATISTICS

TEAM	1	2	3	4	OT	F
Minnesota	0	13	7	7	—	27
L.A. Chargers	0	10	7	3	—	20

SCORING SUMMARY

Team	Q	Time	Play
Vikings	2	14:12	G.Joseph 46 yd. Field Goal (10-59, 6:00)
Chargers	2	11:28	D.Hopkins 46 yd. Field Goal (6-48, 2:44)
Vikings	2	6:38	G.Joseph 30 yd. Field Goal (11-50, 4:50)
Vikings	2	3:26	T.Conklin 5 yd. pass from K.Cousins (G.Joseph kick) (6-31, 3:00)
Chargers	2	1:30	L.Rountree 1 yd. run (D.Hopkins kick) (8-75, 1:56)
Chargers	3	10:40	A.Ekeler 2 yd. pass from J.Herbert (D.Hopkins kick) (10-75, 4:20)
Vikings	3	2:33	T.Conklin 1 yd. pass from K.Cousins (G.Joseph kick) (9-66, 3:52)
Vikings	4	9:29	D.Cook 1 yd. run (G.Joseph kick) (12-68, 7:04)
Chargers	4	4:36	D.Hopkins 24 yd. Field Goal (12-69, 4:53)

TEAM STATISTICS

	MIN	LAC
FIRST DOWNS:	24	20
TOTAL NET YARDS:	381	253
NET RUSHING YARDS:	103	82
NET PASSING YARDS:	278	171
PENALTIES/YARDS:	10-118	7-52
3RD DOWN EFFICIENCY (%):	5-14 (35.7%)	5-12 (41.7%)
SCORING DRIVES (%):	5-11 (45.5%)	4-10 (40.0%)
PUNTS/NET AVERAGE:	3-45.7	5-48.4
SACKS/YARDS:	2/24	2/16
FUMBLES/LOST:	1/1	0/0
POINTS OFF TURNOVERS:	7	0
AVG. DRIVE START:	OWN 34	OWN 24
TIME OF POSSESSION:	36:15	23:45

INDIVIDUAL TOP PERFORMERS



PASSING

	CMP	ATT	YDS	TD	INT	RT
J.Herbert	20	34	195	1	1	72.5
K.Cousins	25	37	294	2	0	109.5

RUSHING

	ATT	YDS	AVG	LG	TD
A.Ekeler	11	44	4.0	9	0
J.Herbert	2	22	11.0	17	0
D.Cook	24	94	3.9	12	1
A.Mattison	4	16	4.0	7	0

RECEIVING

	REC	YDS	AVG	LG	TD
K.Allen	8	98	12.3	26	0
M.Williams	4	33	8.3	11	0
J.Palmer	3	22	7.3	13	0
A.Ekeler	3	15	5.0	7	1
J.Jefferson	9	143	15.9	27	0
A.Thielen	5	65	13.0	19	0
D.Cook	3	24	8.0	15	0
C.Ham	3	13	4.3	7	0

TACKLES (SOLO) - LAC: D.James 12 (9), K.White 12 (8), T.Campbell 6 (6); **MIN:** E.Kendricks 8 (7), B.Breeland 6 (6), C.Bynum 6 (5).

SACKS - LAC: J.Bosa 1-7, A.Ogbongbemiga 1-9; **MIN:** E.Kendricks 1-15, C.Bynum 1-9.

INTERCEPTIONS - LAC: None; **MIN:** E.Kendricks 1-0.

STARTERS

WR.....K.Allen	OLB.....J.Bosa	WR.....A.Thielen	LE.....D.Wonnum
LT.....R.Slater	DL.....L.Joseph	LT.....C.Darrisaw	NT.....A.Watts
LG.....M.Feiler	DL.....J.Jones	LG.....E.Cleveland	DT.....D.Tomlinson
C.....C.Linsley	OLB.....U.Nwosu	C.....M.Cole	RE.....E.Griffin
RG.....M.Schofield III	LB.....K.Murray Jr.	RG.....O.Udoh	LB.....B.Lynch
RT.....S.Norton	LB.....K.White	RT.....B.O'Neil	MLB.....E.Kendricks
TE.....D.Parham	CB.....C.Harris Jr.	TE.....T.Conklin	WLB.....N.Vigil
TE.....T.McKitty	CB.....T.Campbell	TE.....C.Herdon	LCB.....C.Dantzier
WR.....M.Williams	CB.....A.Samuel Jr.	WR.....J.Jefferson	RCB.....B.Breeland
QB.....J.Herbert	S.....A.Gilman	QB.....K.Cousins	SS.....C.Bynum
RB.....A.Ekeler	S.....D.James Jr.	RB.....D.Cook	FS.....X.Woods

WEEK 11 vs. PITTSBURGH



**CHARGERS 41
STEELERS 37**

Sunday, Nov. 21, 2021
SoFi Stadium — Inglewood, Calif.



GAME STATISTICS

TEAM	1	2	3	4	OT	F
Pittsburgh	3	7	0	27	—	37
L.A. Chargers	7	10	10	14	—	41

SCORING SUMMARY

Team	Q	Time	Play
Steelers	1	8:29	C.Boswell 36 yd. Field Goal (13-57, 6:31)
Chargers	1	2:09	A.Ekeler 6 yd. run (D.Hopkins kick) (12-73, 6:20)
Chargers	2	3:42	A.Ekeler 10 yd. rec. (D.Hopkins kick) (12-98, 6:54)
Steelers	2	1:09	D.Johnson 10 yd. rec. (C.Boswell kick) (7-64, 2:33)
Chargers	2	0:02	D.Hopkins 30 yd. Field Goal (8-63, 1:07)
Chargers	3	11:50	A.Ekeler 17 yd. rec. (D.Hopkins kick) (6-70, 3:10)
Chargers	3	3:40	D.Hopkins 41 yd. Field Goal (11-51, 6:28)
Steelers	4	14:10	C.Boswell 36 yd. Field Goal (10-57, 4:30)
Steelers	4	11:35	N.Harris 1 yd. run (C.Boswell kick) (4-3, 0:58)
Chargers	4	8:48	A.Ekeler 5 yd. run (D.Hopkins kick) (7-75, 2:47)
Steelers	4	4:49	E.Ebron 5 yd. rec. (C.Boswell kick) (9-75, 3:59)
Steelers	4	4:23	P.Freiermuth 5 yd. rec. (C.Boswell kick) (2-11, 0:13)
Steelers	4	3:24	C.Boswell 45 yd. Field Goal (4-7, 0:19)
Chargers	4	2:09	M.Williams 53 yd. pass rec. (D.Hopkins kick) (3-75, 1:15)

TEAM STATISTICS

	PIT	LAC
FIRST DOWNS:	22	33
TOTAL NET YARDS:	300	533
NET RUSHING YARDS:	55	159
NET PASSING YARDS:	245	374
PENALTIES/YARDS:	8-38	12-75
3RD DOWN EFFICIENCY (%):	8-15 (53.3%)	7-12 (58.3%)
SCORING DRIVES (%):	7-11 (63.6%)	7-11 (63.6%)
PUNTS/NET AVERAGE:	1-46.0	1-0.0
SACKS/YARDS:	2/8	3/28
FUMBLES/LOST:	1/0	0/0
POINTS OFF TURNOVERS:	7	0
AVG. DRIVE START:	OWN 44	OWN 30
TIME OF POSSESSION:	31:46	28:14

INDIVIDUAL TOP PERFORMERS



PASSING

	CMP	ATT	YDS	TD	INT	RT
J.Herbert	30	41	382	3	1	116.1
B.Roethlisberger	28	44	273	3	0	103.7

RUSHING

	ATT	YDS	AVG	LG	TD
J.Herbert	9	90	10.0	36	0
A.Ekeler	11	50	4.5	12	2
N.Harris	12	39	3.3	12	1
B.Snell	2	7	3.5	4	0

RECEIVING

	REC	YDS	AVG	LG	TD
K.Allen	9	112	12.4	30	0
M.Williams	5	97	19.4	53	1
A.Ekeler	6	65	10.8	17	2
D.Parham	4	38	9.5	12	0
D.Johnson	7	101	14.4	32	1
C.Claypool	5	93	18.6	37	0
E.Ebron	3	24	8.0	18	1
N.Harris	5	20	4.0	7	0

TACKLES (SOLO) - LAC: K.White 9 (6), A.Samuel Jr. 7 (5), D.James Jr. 6 (2); **PIT:** C.Sutton 10 (7), T.Norwood 7 (6), A.Highsmith 6 (3).

SACKS - LAC: J.Bosa 1-11, U.Nwosu 1-9, K.Fackrell 1-8; **PIT:** A.Highsmith 1.5-6, T.Charlton 0.5-2.

INTERCEPTIONS - LAC: None; **PIT:** C.Sutton 1-4-0.

STARTERS

WR.....K.Allen	OLB.....J.Bosa	WR.....D.Johnson	DT.....C.Heyward
LT.....R.Slater	DL.....J.Jones	LT.....D.Moore	DE.....C.Wormley
LG.....M.Feiler	DL.....J.Gaziano	LG.....J.Hassenauser	DE.....T.Charlton
C.....C.Linsley	OLB.....L.Joseph	C.....K.Green	DE.....I.Buggs
RG.....M.Schofield III	LB.....U.Nwosu	RG.....T.Turner	LB.....D.Bush
RT.....S.Norton	LB.....K.White	RT.....C.Okorafor	LB.....J.Schobert
TE.....J.Cook	LB.....K.Murray Jr.	TE.....E.Ebron	LB.....A.Highsmith
TE.....D.Parham	CB.....M.Davis	TE.....P.Freiermuth	CB.....C.Sutton
TE.....S.Anderson	CB.....A.Samuel Jr.	WR.....C.Claypool	CB.....J.Pierre
QB.....J.Herbert	S.....N.Adderley	QB.....B.Roethlisberger	DB.....T.Norwood
RB.....A.Ekeler	S.....D.James Jr.	RB.....N.Harris	SS.....Te.Edmunds

2021 GAME SUMMARIES

WEEK 12 AT DENVER

WEEK 13 AT CINCINNATI



BRONCOS 28 CHARGERS 13

Sunday, Nov. 28, 2021

Empower Field at Mile High — Denver, Colo.



GAME STATISTICS

TEAM	1	2	3	4	OT	F
L.A. Chargers	0	7	0	6	—	13
Denver	7	7	0	14	—	28

SCORING SUMMARY

Team	Q	Time	Play
Broncos	1	4:31	T.Bridgewater 11 yd. run (B.McManus kick) (8-50, 4:24)
Broncos	2	12:46	J.Williams 9 yd. run (B.McManus kick) (11-75, 5:46)
Chargers	2	0:31	A.Ekeler 12 yd. pass from J.Herbert (D.Hopkins kick) (6-47, 0:45)
Broncos	4	8:54	E.Saubert 1 yd. pass from T.Bridgewater (B.McManus kick) (10-80, 5:36)
Broncos	4	7:28	P.Surtain 70 yd. interception return (B.McManus kick)
Chargers	4	4:34	J.Cook 16 yd. pass from J.Herbert (pass failed) (9-75, 2:54)

TEAM STATISTICS

	LAC	DEN
FIRST DOWNS:	20	23
TOTAL NET YARDS:	357	302
NET RUSHING YARDS:	72	147
NET PASSING YARDS:	288	155
PENALTIES/YARDS:	9-75	5-35
3RD DOWN EFFICIENCY (%):	7-14 (50.0%)	8-11 (72.7%)
SCORING DRIVES (%):	2-9 (22.2%)	3-3 (33.3%)
PUNTS/NET AVERAGE:	3-45.3	3-41.7
SACKS/YARDS:	1/0	3/18
FUMBLES/LOST:	0/0	1/1
POINTS OFF TURNOVERS:	7	14
AVG. DRIVE START:	OWN 24	OWN 32
TIME OF POSSESSION:	30:23	29:37

INDIVIDUAL TOP PERFORMERS



PASSING

	CMP	ATT	YDS	TD	INT	RT
J.Herbert	28	44	303	2	2	80.0
T.Bridgewater	11	18	129	1	0	101.4
D.Lock	4	7	26	0	1	25.6

RUSHING

	ATT	YDS	AVG	LG	TD
J.Herbert	3	36	9.0	13	0
A.Ekeler	12	31	2.6	6	0
M.Gordon	17	83	4.6	16	0
J.Williams	14	54	3.9	12	1

RECEIVING

	REC	YDS	AVG	LG	TD
K.Allen	7	85	12.1	24	0
A.Ekeler	6	68	11.3	34	1
M.Williams	4	39	9.8	13	0
J.Cook	2	25	12.5	16	1
J.Williams	3	116	19.0	42	0
T.Patrick	2	26	13.0	19	0
J.Jeudy	2	25	12.5	13	0
C.Sutton	2	17	8.5	12	0

TACKLES (SOLO) - LAC: K.White 12 (8), D.James 7 (5), Adderley 7 (5); **DEN:** K.Fuller 9 (8), J.Simmons 8 (7), B.Browning 7 (5).

SACKS - LAC: J.Bosa 1-0; **DEN:** S.Weatherly 1-8, M.Agim 1-7, M.Reed 0.5-1.5, D.Williams 0.5-1.5.

INTERCEPTIONS - LAC: D.James 1-5-0; **DEN:** P.Surtain 2-70-1.

STARTERS

WR.....K.Allen	EDGE.....J.Bosa	WR.....T.Patrick	DE.....D.Jones
LT.....R.Slater	DL.....J.Tillery	LT.....C.Anderson	NT.....M.Purcell
LG.....S.Kelemete	DL.....J.Jones	LG.....D.Risner	DE.....D.Williams
C.....C.Linsley	EDGE....U.Nwosu	C.....K.Cushenberry	OLB.....B.Chubb
RG....M.Schofield III	LB.....K.White	RG....Q.Meinerz	WLB.....M.Reed
RT....S.Norton	LB.....D.Tranquill	RT....C.Fleming	ILB....B.Browning
TE.....D.Parham	CB.....M.Davis	TE.....N.Fant	ILB.....K.Young
TE.....T.McKitty	CB....C.Harris Jr.	WR....C.Sutton	LCB....P.Surtain
WR....M.Williams	CB....T.Campbell	WR....J.Jeudy	RCB.....R.Darby
QB....J.Herbert	S.....N.Adderley	QB....T.Bridgewater	FS.....J.Simmons
RB....A.Ekeler	S.....D.James Jr.	RB....M.Gordon	SS.....C.Sterns



CHARGERS 41 BENGALS 22

Sunday, Dec. 5, 2021

Paul Brown Stadium — Cincinnati, Ohio



GAME STATISTICS

TEAM	1	2	3	4	OT	F
L.A. Chargers	16	8	0	17	—	41
Cincinnati	0	13	9	0	—	22

SCORING SUMMARY

Team	Q	Time	Play
Chargers	1	11:31	K.Allen 4 yd. pass from J.Herbert (kick failed, wr) (9-55, 3:29)
Chargers	1	6:28	D.Hopkins 43 yd. Field Goal (4-4, 2:19)
Chargers	1	1:34	K.Allen 7 yd. pass from J.Herbert (D.Hopkins kick) (5-73, 2:54)
Chargers	2	10:12	J.Guyton 44 yd. pass from J.Herbert (K.Allen-J.Herbert pass) (3-58, 1:25)
Bengals	2	7:39	T.Higgins 29 yd. pass from J.Burrow (kick failed, wr) (6-75, 2:33)
Bengals	2	2:40	J.Burrow 6 yd. run (E.McPherson kick) (3-19, 1:29)
Bengals	3	9:53	E.McPherson 48 yd. Field Goal (10-45, 5:07)
Bengals	3	7:10	J.Mixon 7 yd. run (run failed) (5-32, 1:50)
Chargers	4	13:43	T.Campbell 61 yd. fumble return (D.Hopkins kick)
Chargers	4	10:49	A.Ekeler 1 yd. run (D.Hopkins kick) (4-53, 2:03)
Chargers	4	1:10	D.Hopkins 43 yd. Field Goal (7-15, 3:49)

TEAM STATISTICS

	LAC	CIN
FIRST DOWNS:	18	21
TOTAL NET YARDS:	363	356
NET RUSHING YARDS:	79	96
NET PASSING YARDS:	284	260
PENALTIES/YARDS:	7-51	7-63
3RD DOWN EFFICIENCY (%):	4-13 (30.8%)	6-12 (50.0%)
SCORING DRIVES (%):	6-13 (46.2%)	4-15 (26.7%)
PUNTS/NET AVERAGE:	4-42.3	4-45.0
SACKS/YARDS:	6/40	4/33
FUMBLES/LOST:	2/2	2/2
POINTS OFF TURNOVERS:	17	13
AVG. DRIVE START:	OWN 37	OWN 31
TIME OF POSSESSION:	28:45	31:15

INDIVIDUAL TOP PERFORMERS



PASSING

	CMP	ATT	YDS	TD	INT	RT
J.Herbert	26	35	317	3	1	118.4
J.Burrow	24	40	300	1	2	70.8

RUSHING

	ATT	YDS	AVG	LG	TD
A.Ekeler	14	59	4.2	15	1
J.Jackson	6	15	2.5	7	0
J.Mixon	19	54	2.8	10	1
S.Perine	5	36	7.2	17	0

RECEIVING

	REC	YDS	AVG	LG	TD
M.Williams	5	110	22.0	47	0
J.Guyton	4	90	22.5	44	1
A.Ekeler	5	45	9.0	12	0
K.Allen	5	34	6.8	10	2
T.Higgins	9	138	15.3	29	1
T.Boyd	5	85	17.0	32	0
J.Chase	5	52	10.4	14	0
C.Uzomah	3	20	6.7	10	0

TACKLES (SOLO) - LAC: K.White 10 (7), D.Tranquill 10 (6), D.James 7 (3); **CIN:** J.Bachie 9 (6), M.Hilton 9 (6), G.Pratt 9 (3).

SACKS - LAC: U.Nwosu 2-11, D.Tranquill 1-10, J.Jones 1-7, C.Rumph 1-5, N.Adderley 0.5-3.5, D.James 0.5-3.5; **CIN:** V.Bell 1-12, L.Ogunjobi 1-9, T.Hendrickson 1-6, B.Hill 0.5-3, S.Hubbard 0.5-3.

INTERCEPTIONS - LAC: M.Davis 1-0-0, C.Harris 1-0-0; **CIN:** C.Awuzie 1-0-0.

STARTERS

WR.....K.Allen	EDGE.....J.Bosa	WR.....J.Chase	LDE...S.Hubbard
LT.....R.Slater	DL.....J.Tillery	LT.....J.Williams	NT.....D.Reader
LG.....M.Feiler	DL.....J.Jones	LG.....Q.Spain	DT.....L.Ogunjobi
C.....C.Linsley	EDGE....U.Nwosu	C.....T.Hill	RDE.T.Hendrickson
RG....M.Schofield III	LB.....K.White	RG....H.Adeniji	LB.....M.Reed
RT....S.Norton	LB.....D.Tranquill	RT....I.Prince	LB....B.Browning
TE.....J.Cook	CB.....M.Davis	TE.....C.Uzomah	NCB....M.Hilton
WR....M.Williams	CB....C.Harris Jr.	WR....T.Boyd	CB.....E.Apple
WR....J.Palmer	CB....T.Campbell	WR....T.Higgins	CB.....C.Awuzie
QB....J.Herbert	S.....N.Adderley	QB....J.Burrow	S.....V.Bell
RB....A.Ekeler	S.....D.James Jr.	RB....J.Mixon	S.....J.Bates

2021 GAME SUMMARIES

WEEK 14 vs. NEW YORK GIANTS



CHARGERS 37 GIANTS 21

Sunday, Dec. 12, 2021
SoFi Stadium — Inglewood, Calif.



GAME STATISTICS

TEAM	1	2	3	4	OT	F
N.Y. Giants	7	0	0	14	—	21
L.A. Chargers	7	17	6	7	—	37

SCORING SUMMARY

Team	Q	Time	Play
Chargers	1	4:44	A.Ekeler 1 yd. run (D.Hopkins kick) (9-60, 4:33)
Giants	1	1:29	E.Penny 3 yd. pass from M.Glennon (G.Gano kick) (7-75, 3:15)
Chargers	2	12:07	J.Palmer 12 yd. pass from J.Herbert (D.Hopkins kick) (9-60, 4:22)
Chargers	2	4:15	D.Hopkins 27 yd. Field Goal (12-69, 6:25)
Chargers	2	0:17	J.Guyton 59 yd. pass from J.Herbert (D.Hopkins kick) (4-75, 0:23)
Chargers	3	9:36	D.Hopkins 28 yd. Field Goal (10-67, 5:24)
Chargers	3	5:05	D.Hopkins 39 yd. Field Goal (6-17, 2:56)
Chargers	4	9:28	J.Cook 1 yd. pass from J.Herbert (D.Hopkins kick) (11-41, 5:55)
Giants	4	4:33	S.Barkley 18 yd. pass from M.Glennon (pass failed) (10-75, 4:55)
Giants	4	1:18	M.Glennon 7 yd. run (E.Penny run) (7-63, 2:11)

TEAM STATISTICS

	NYG	LAC
FIRST DOWNS:	20	26
TOTAL NET YARDS:	317	423
NET RUSHING YARDS:	136	152
NET PASSING YARDS:	181	271
PENALTIES/YARDS:	3-20	6-38
3RD DOWN EFFICIENCY (%):	7-14 (50.0%)	7-13 (53.8%)
SCORING DRIVES (%):	3-12 (25.0%)	7-11 (63.6%)
PUNTS/NET AVERAGE:	5-45.6	3-26.0
SACKS/YARDS:	2/4	2/10
FUMBLES/LOST:	1/1	0/0
POINTS OFF TURNOVERS:	0	7
AVG. DRIVE START:	OWN 28	OWN 34
TIME OF POSSESSION:	25:40	34:20

INDIVIDUAL TOP PERFORMERS



PASSING

	CMP	ATT	YDS	TD	INT	RT
J.Herbert	23	31	275	3	0	133.1
M.Glennon	17	36	191	2	1	70.5

RUSHING

	ATT	YDS	AVG	LG	TD
A.Ekeler	12	67	5.6	17	1
J.Jackson	9	35	3.9	9	0
S.Barkley	16	64	4.0	13	0
A.Mattison	8	56	7.0	9	0

RECEIVING

	REC	YDS	AVG	LG	TD
J.Guyton	3	87	29.0	59	1
J.Palmer	5	66	13.2	36	1
M.Williams	6	61	10.2	25	0
A.Ekeler	2	17	8.5	10	0
K.Rudolph	2	66	33.0	60	0
S.Barkley	3	31	10.3	18	1
D.Booker	4	28	7.0	17	0
S.Shepard	2	27	13.5	24	0

TACKLES (SOLO) - LAC: K.White 10 (5), N.Adderley 6 (3), J.Jones 5 (4); **NYG:** A.Robinson 9 (7), L.Ryan 9 (6), T.Crowder 8 (2).

SACKS - LAC: J.Bosa 1-8, J.Jones 1-2; **NYG:** D.Lawrence 1-3, A.Ojulari 1-1.

INTERCEPTIONS - LAC: N.Niemann 1-0-0; **NYG:** None.

STARTERS

WR..... M.Williams	OLB..... J.Bosa	WR..... K.Golladay	DL..... D.Lawrence
LT..... R.Slater	DL..... L.Joseph	LT..... A.Thomas	DL..... A.Johnson
LG..... M.Feiler	DL..... J.Jones	LG..... M.Skura	DL..... L.Williams
C..... C.Linsley	OLB..... U.Nwosu	C..... B.Price	WIL.... R.Ragland
RG..... M.Schofield III	LB..... K.White	RG..... W.Hernandez	MLB.... T.Crowder
RT..... S.Norton	LB..... D.Tranquill	RT..... N.Solder	SLB.... L.Carter
TE..... J.Cook	CB..... C.Harris Jr.	TE..... K.Rudolph	LCB.. J.Bradberry
RB..... J.Jackson	CB..... T.Campbell	TE..... C.Myarick	RCB.. A.Robinson
WR..... J.Palmer	CB..... M.Davis	TE..... C.Myarick	SS.... X.McKinney
QB..... J.Herbert	S..... T.Marshall	QB..... M.Glennon	FS..... L.Ryan
RB..... A.Ekeler	S..... N.Adderley	RB..... S.Barkley	S..... J.Love

WEEK 15 vs. KANSAS CITY



CHIEFS 34 CHARGERS 28

Thursday, Dec. 16, 2021
SoFi Stadium — Inglewood, Calif.



GAME STATISTICS

TEAM	1	2	3	4	OT	F
Kansas City	7	3	3	15	6	34
L.A. Chargers	0	14	0	14	0	28

SCORING SUMMARY

Team	Q	Time	Play
Chiefs	1	7:34	M.Burton 7 yd. run (H.Butker kick) (11-95, 5:53)
Chiefs	2	14:48	H.Butker 30 yd. Field Goal (10-46, 5:30)
Chargers	2	9:12	J.Herbert 1 yd. run (D.Hopkins kick) (10-75, 5:36)
Chargers	2	3:15	J.Guyton 4 yd. pass from J.Herbert (D.Hopkins kick) (9-42, 4:56)
Chiefs	3	12:12	H.Butker 33 yd. Field Goal (7-61, 2:48)
Chargers	4	9:29	A.Ekeler 2 yd. run (D.Hopkins kick) (1-2, 0:05)
Chiefs	4	7:44	T.Hill 1 yd. pass from P.Mahomes (P.Mahomes-C.Edwards-Helaire pass) (5-75, 1:45)
Chargers	4	2:19	K.Allen 8 yd. pass from J.Herbert (D.Hopkins kick) (11-75, 5:25)
Chargers	4	1:16	T.Kelce 7 yd. pass from P.Mahomes (H.Butker kick) (8-75, 1:03)
Chiefs	OT	8:45	T.Kelce 34 yd. pass from P.Mahomes

TEAM STATISTICS

	KC	LAC
FIRST DOWNS:	26	28
TOTAL NET YARDS:	496	428
NET RUSHING YARDS:	68	192
NET PASSING YARDS:	410	236
PENALTIES/YARDS:	7-51	7-63
3RD DOWN EFFICIENCY (%):	7-12 (58.3%)	6-13 (46.2%)
SCORING DRIVES (%):	6-11 (45.5%)	4-10 (40.0%)
PUNTS/NET AVERAGE:	1-32.0	1-41.0
SACKS/YARDS:	0/0	1/0
FUMBLES/LOST:	1/1	1/1
POINTS OFF TURNOVERS:	3	7
AVG. DRIVE START:	OWN 22	OWN 41
TIME OF POSSESSION:	28:12	33:03

INDIVIDUAL TOP PERFORMERS



PASSING

	CMP	ATT	YDS	TD	INT	RT
J.Herbert	22	38	236	2	1	82.8
P.Mahomes	31	47	410	3	1	105.8

RUSHING

	ATT	YDS	AVG	LG	TD
J.Jackson	13	86	6.6	22	0
A.Ekeler	12	59	4.9	15	1
C.Edwards-Helaire	9	32	3.6	9	0
P.Mahomes	3	32	10.7	32	0

RECEIVING

	REC	YDS	AVG	LG	TD
K.Allen	6	78	13.0	29	1
M.Williams	3	49	16.3	27	0
J.Cook	3	32	10.7	15	0
A.Ekeler	4	23	5.8	8	0
T.Kelce	10	191	19.1	69	2
T.Hill	12	148	12.3	40	1
B.Pringle	3	22	7.3	10	0
M.Burton	2	20	10.0	20	0

TACKLES (SOLO) - LAC: K.White 9 (9), T.Marshall 7 (3), T.Campbell 6 (4); **KC:** N.Bolton 14 (10), C.Ward 10 (7), B.Niemann 9 (5).

SACKS - LAC: J.Bosa 1-0; **KC:** None.

INTERCEPTIONS - LAC: U.Nwosu 1-2-0; **KC:** A.Hitchens 1-0-0.

STARTERS

WR..... K.Allen	EDGE..... J.Bosa	WR..... T.Hill	LDT..... S.J.Reed
LT..... T.Pipkins	DL..... J.Tillery	LT..... O.Brown	RDT..... D.Nadi
LG..... M.Feiler	DL..... L.Joseph	LG..... J.Thuney	RDE..... F.Clark
C..... C.Linsley	DL..... J.Jones	C..... C.Humphrey	LB.... M.Ingram III
RG..... M.Schofield III	EDGE.... U.Nwosu	RG..... T.Smith	LB.... A.Hitchens
RT..... S.Norton	LB..... K.White	RT..... K.Niang	LB.... N.Bolten
TE..... S.Anderson	CB..... M.Davis	TE..... T.Kelce	RCB.... R.Fenton
WR..... M.Williams	CB..... C.Harris Jr.	WR..... D.Robinson	LCB.... C.Ward
WR..... J.Palmer	CB.... T.Campbell	WR.... B.Pringle	CB..... M.Hughes
QB..... J.Herbert	S..... N.Adderley	QB..... P.Mahomes	S..... T.Mathieu
RB..... A.Ekeler	S..... D.James Jr.	RB..... C.Edwards-Helaire	S..... D.Sorensen

2021 GAME SUMMARIES

WEEK 16 AT HOUSTON



**TEXANS 41
CHARGERS 29**

Sunday, Dec. 26, 2021
NRG Stadium — Houston, Texas



GAME STATISTICS

TEAM	1	2	3	4	OT	F
L.A. Chargers	6	6	3	14	—	29
Houston	7	10	0	24	—	41

SCORING SUMMARY

Team	Q	Time	Play
Chargers	1	10:55	D.Hopkins 50 yd. Field Goal (8-43, 4:05)
Texans	1	6:25	R.Burkhead 25 yd. run (D.Eberle kick) (8-75, 4:30)
Chargers	1	1:57	D.Hopkins 46 yd. Field Goal (9-54, 4:28)
Chargers	2	11:15	J.Jackson 17 yd. run (run failed) (7-70, 3:38)
Texans	2	5:11	D.Eberle 51 yd. Field Goal (12-42, 6:04)
Texans	2	0:27	C.Conley 41 yd. pass from D.Mills (D.Eberle kick) (7-94, 3:30)
Chargers	3	5:42	D.Hopkins 35 yd. Field Goal (11-41, 5:25)
Texans	4	13:37	R.Burkhead 1 yd. run (D.Eberle kick) (13-75, 7:05)
Texans	4	8:54	D.Eberle 25 yd. Field Goal (8-40, 3:54)
Chargers	4	5:50	J.Jackson 9 yd. run (Herbert-Cook pass) (9-75, 3:04)
Texans	4	2:32	N.Collins 13 yd. pass from D.Mills (D.Eberle kick) (7-72, 3:18)
Texans	4	1:49	T.Thomas 48 yd. interception return (D.Eberle kick)
Chargers	4	0:34	J.Palmer 3 yd. pass from J.Herbert (pass failed) (6-75, 1:15)

TEAM STATISTICS

	LAC	HOU
FIRST DOWNS:	25	26
TOTAL NET YARDS:	417	437
NET RUSHING YARDS:	89	189
NET PASSING YARDS:	328	248
PENALTIES/YARDS:	5-49	10-70
3RD DOWN EFFICIENCY (%):	6-9 (66.7%)	9-13 (69.2%)
SCORING DRIVES (%):	6-10 (60.0%)	6-9 (66.7%)
PUNTS/NET AVERAGE:	0-0.0	1-53.0
SACKS/YARDS:	1/6	1/8
FUMBLES/LOST:	1/1	0/0
POINTS OFF TURNOVERS:	0	3
AVG. DRIVE START:	OWN 28	OWN 29
TIME OF POSSESSION:	25:08	34:52

INDIVIDUAL TOP PERFORMERS



PASSING

	CMP	ATT	YDS	TD	INT	RT
J.Herbert	27	35	336	1	2	92.1
D.Mills	21	27	254	2	0	130.6

RUSHING

	ATT	YDS	AVG	LG	TD
J.Jackson	11	64	5.8	17	2
J.Herbert	4	15	3.8	8	0
R.Burkhead	22	149	6.8	36	2
R.Freeman	12	34	2.8	13	0

RECEIVING

	REC	YDS	AVG	LG	TD
J.Jackson	8	98	12.3	25	0
J.Moore	3	56	18.7	24	0
J.Cook	3	44	14.7	18	0
J.Palmer	5	43	8.6	12	1
C.Conley	3	60	20.0	41	1
B.Jordan	4	56	14.0	27	0
P.Dorsett	3	55	18.3	36	0
C.Moore	4	40	10.0	23	0

TACKLES (SOLO) - LAC: K.White 11 (6), C.Covington 9 (3), A.Gilman 6 (6); **HOU:** N.Hewitt 11 (8), T.Thomas 8 (6), D.King 7 (7).

SACKS - LAC: J.Tillery 1-6; **HOU:** M.Dwumfour 0.5-4, C.Smith 0.5-4.

INTERCEPTIONS - LAC: None; **HOU:** T.Thomas 1-48-1, J.Owens 1-7-0.

STARTERS

WR.....K.Allen	EDGE.....U.Nwosu	WR.....N.Collins	DE.....D.Walker
LT.....R.Slater	DL.....J.Tillery	LT.....G.Christian	DT.....R.Blacklock
LG.....M.Feiler	DL.....J.Jones	LG.....C.Toner	DT.....M.Dwumfor
C.....S.Quessenberry	DL.....C.Covington	C.....J.Morrissey	DE.....D.Harris
RG.....M.Schofield III	LB.....K.White	RG.....M.Scharching	CB.....G.Wallow
RT.....S.Norton	LB.....D.Tranquill	RT.....C.Heck	MLB.....N.Hewitt
TE.....J.Cook	LB.....K.Murray Jr.	TE.....A.Auclair	CB.....T.Thomas
WR.....J.Moore	CB.....D.Harris	TE.....P.Brown	CB.....T.Smith
WR.....J.Palmer	CB.....A.Samuel Jr.	WR.....C.Conley	CB.....D.King
QB.....J.Herbert	S.....N.Adderley	QB.....D.Mills	S.....J.Owens
RB.....J.Hackson	S.....A.Gilman	RB.....R.Burkhead	S.....Ju.Reid

WEEK 17 vs. DENVER



**CHARGERS 34
BRONCOS 13**

Sunday, Jan. 2, 2022
SoFi Stadium — Inglewood, Calif.



GAME STATISTICS

TEAM	1	2	3	4	OT	F
Denver	0	3	0	10	—	13
L.A. Chargers	7	10	3	14	—	34

SCORING SUMMARY

Team	Q	Time	Play
Chargers	1	11:49	A.Ekeler 3 yd. run (D.Hopkins kick) (7-55, 3:11)
Chargers	2	11:27	D.Hopkins 19 yd. Field Goal (14-69, 6:45)
Chargers	2	0:14	K.Allen 8 yd. pass from J.Herbert (D.Hopkins kick) (11-49, 3:00)
Broncos	2	0:00	B.McManus 61 yd. Field Goal (3-32, 0:14)
Chargers	3	7:09	D.Hopkins 23 yd. Field Goal (14-78, 5:41)
Broncos	4	14:53	B.McManus 23 yd. Field Goal (12-70, 7:16)
Chargers	4	14:40	A.Roberts 101 yd. kickoff return (D.Hopkins kick) (0-0, 0:13)
Chargers	4	10:18	M.Williams 45 yd. pass from J.Herbert (D.Hopkins kick) (3-52, 1:04)
Broncos	4	6:31	N.Fant 5 yd. pass from D.Lock (B.McManus kick) (6-75, 3:47)

TEAM STATISTICS

	DEN	LAC
FIRST DOWNS:	18	21
TOTAL NET YARDS:	319	341
NET RUSHING YARDS:	83	104
NET PASSING YARDS:	236	237
PENALTIES/YARDS:	3-23	3-22
3RD DOWN EFFICIENCY (%):	3-11 (27.2%)	9-15 (60.0%)
SCORING DRIVES (%):	3-9 (33.3%)	6-10 (60.0%)
PUNTS/NET AVERAGE:	3-45.7	3-38.3
SACKS/YARDS:	0/0	1/10
FUMBLES/LOST:	1/1	0/0
POINTS OFF TURNOVERS:	0	7
AVG. DRIVE START:	OWN 23	OWN 34
TIME OF POSSESSION:	29:44	30:16

INDIVIDUAL TOP PERFORMERS



PASSING

	CMP	ATT	YDS	TD	INT	RT
J.Herbert	22	31	237	2	0	114.6
D.Lock	18	25	246	1	1	116.2
K.Hinton	1	1	1	0	0	79.2

RUSHING

	ATT	YDS	AVG	LG	TD
A.Ekeler	17	58	3.4	14	1
J.Jackson	12	41	3.4	7	0
M.Gordon III	10	43	4.3	12	0
J.Williams	14	30	2.1	7	0

RECEIVING

	REC	YDS	AVG	LG	TD
M.Williams	3	63	21.0	45	1
A.Ekeler	3	54	18.0	40	0
K.Allen	4	44	11.0	16	1
T.McKitty	3	22	7.3	8	0
N.Fant	6	92	15.3	35	2
C.Sutton	3	60	20.0	44	0
S.Williams	1	34	34.0	34	0
M.Gordon III	3	29	9.7	24	0

TACKLES (SOLO) - LAC: K.White 11 (5), N.Adderley 8 (5), M.Davis 6 (4); **DEN:** J.Griffith 12 (5), M.Kiser 12 (6), K.Jackson 8 (7).

SACKS - LAC: J.Tillery 1-10; **DEN:** None.

INTERCEPTIONS - LAC: None; **DEN:** None.

STARTERS

WR.....K.Allen	EDGE.....J.Bosa	WR.....C.Sutton	DE.....S.Harris
LT.....R.Slater	DL.....J.Tillery	LT.....G.Bolles	DE.....D.Jones
LG.....M.Feiler	DL.....L.Joseph	LG.....D.Risner	ILB.....J.Griffith
C.....C.Linsley	DL.....J.Jones	C.....L.Cushenberry	ILB.....M.Kiser
RG.....M.Schofield III	LB.....K.White	RG.....Q.Meinerz	OLB.....M.Reed
RT.....T.Pipkins III	LB.....A.Ogbongbemiga	RT.....C.Fleming	OLB.....A.Patrick
TE.....T.McKitty	CB.....M.Davis	TE.....N.Fant	CB.....N.Hairston
WR.....M.Williams	CB.....C.Harris Jr.	WR.....K.Hinton	CB.....P.Surtain II
WR.....J.Palmer	CB.....A.Samuel	WR.....S.Williams	CB.....K.Fuller
QB.....J.Herbert	S.....N.Adderley	QB.....D.Lock	SS.....K.Jackson
RB.....A.Ekeler	S.....D.James Jr.	RB.....M.Gordon III	FS.....J.Simmons

2021 GAME SUMMARIES

WEEK 18 AT LAS VEGAS



**RAIDERS 35
CHARGERS 32**



Sunday, Jan. 9, 2022
Allegiant Stadium – Las Vegas, Nev.

GAME STATISTICS

TEAM	1	2	3	4	OT	F
L.A. Chargers	0	14	0	15	3	32
Las Vegas	10	7	3	9	6	35

SCORING SUMMARY

Team	Q	Time	Play
Raiders	1	10:50	D.Carlson 24 yd. Field Goal (9-61, 4:10)
Raiders	1	3:14	H.Renfrow 12 yd. pass from D.Carr (D.Carlson kick) (6-23, 3:30)
Chargers	2	12:42	A.Ekeler 14 yd. run (D.Hopkins kick) (14-75, 5:32)
Chargers	2	1:52	A.Ekeler 14 yd. pass from J.Herbert (D.Hopkins kick) (13-90, 7:02)
Raiders	2	0:37	J.Jacobs 1 yd. run (D.Carlson kick) (7-75, 1:15)
Raiders	3	8:03	D.Carlson 31 yd. Field Goal (4-4, 0:49)
Raiders	4	14:14	H.Renfrow 2 yd. pass from D.Carr (pass failed) (13-83, 7:17)
Raiders	4	8:23	D.Carlson 52 yd. Field Goal (8-30, 4:32)
Chargers	4	4:28	J.Palmer 23 yd. pass from J.Herbert (J.Herbert-A.Ekeler pass) (14-75, 3:55)
Chargers	4	0:00	M.Williams 12 yd. pass from J.Herbert (D.Hopkins kick) (19-83, 2:06)
Raiders	OT	7:09	D.Carlson 40 yd. Field Goal (7-53, 2:51)
Chargers	OT	4:30	D.Hopkins 41 yd. Field Goal (8-52, 2:39)
Raiders	OT	0:00	D.Carlson 47 yd. Field Goal (8-46, 4:30)

TEAM STATISTICS

	LAC	LV
FIRST DOWNS:	27	25
TOTAL NET YARDS:	440	346
NET RUSHING YARDS:	85	174
NET PASSING YARDS:	355	172
PENALTIES/YARDS:	10-108	4-38
3RD DOWN EFFICIENCY (%):	4-18 (22.2%)	8-17 (47.1%)
SCORING DRIVES (%):	4-11 (45.4%)	8-13 (61.5%)
PUNTS/NET AVERAGE:	3-54.0	4-45.3
SACKS/YARDS:	3/18	3/28
FUMBLES/LOST:	1/1	2/0
POINTS OFF TURNOVERS:	0	10
AVG. DRIVE START:	OWN 22	OWN 37
TIME OF POSSESSION:	31:19	38:41

INDIVIDUAL TOP PERFORMERS



PASSING

	CMP	ATT	YDS	TD	INT	RT
J.Herbert	34	64	383	3	1	80.4
D.Carr	20	36	186	2	0	88.4
M.Mariota	1	1	4	0	0	83.3

RUSHING

	ATT	YDS	AVG	LG	TD
A.Ekeler	16	64	4.0	14	1
J.Herbert	3	20	6.7	11	0
J.Jacobs	26	132	5.1	28	1
J.Richard	2	24	12.0	23	0

RECEIVING

	REC	YDS	AVG	LG	TD
M.Williams	9	119	13.2	47	1
J.Cook	4	80	20.0	42	0
K.Allen	6	52	8.7	14	0
J.Guyton	6	52	8.7	17	0
B.Edwards	4	63	15.8	30	0
F.Moreau	2	50	25.0	44	0
Z.Jones	5	27	5.4	11	0
D.Waller	2	22	11.0	18	0

TACKLES (SOLO) - LAC: N.Adderley 10 (7), D.James 9 (4), U.Nwosu 7 (6); **LV:** D.Perryman 9 (8), B.Facyson 7 (7), N.Hobbs 7 (5).

SACKS - LAC: J.Bosa 1-10, U.Nwosu 1-8, J.Jones 1-0; **LV:** M.Crosby 2-18, C.Ferrell 0.5-5, Q.Jefferson 0.5-5.

INTERCEPTIONS - LAC: None; **LV:** C.Hayward 1-0-0.

STARTERS

WR..... K.Allen	OLB..... J.Bosa	WR..... Z.Jones	DE..... Y.Ngakoue
LT..... R.Slater	DL..... J.Tillery	LT..... K.Miller	DT..... J.Hankins
LG..... M.Feiler	DL..... J.Jones	LG..... J.Simpson	DT.... Q.Jefferson
C..... C.Linsley	OLB..... U.Nwosu	C..... A.James	DE..... M.Crosby
RG..... M.Schofield III	LB..... K.White	RG..... A.Leachwood	SLB..... D.Deablo
RT..... S.Norton	LB..... D.Tranquill	RT..... B.Parker	MLB.. D.Perryman
TE..... S.Anderson	CB..... C.Harris Jr.	TE..... D.Waller	LB..... K.Wright
TE..... T.McKitty	CB..... M.Davis	TE..... F.Moreau	LCB... B.Facyson
WR..... M.Williams	CB.. A.Samuel Jr.	WR.... B.Edwards	RCB... C.Hayward
QB..... J.Herbert	S..... N.Adderley	QB..... D.Carr	FS..... T.Moehrig
RB..... A.Ekeler	S..... D.James Jr.	RB..... J.Jacobs	SS..... R.Teamer

2021 LOS ANGELES CHARGERS NUMERICAL ROSTER

ACTIVE ROSTER

No.	Name	Pos.	Ht.	Wt.	Age	Exp.	College	Hometown	How Acq.
1	Ty Long	P	6-2	205	28	3	Alabama-Birmingham	Roswell, Ga.	FA-'19
2	Easton Stick	QB	6-1	224	26	3	North Dakota State	Omaha, Neb.	D5-'19
4	Chase Daniel	QB	6-0	229	35	12	Missouri	Southlake, Texas	FA-'21
5	Joshua Palmer	WR	6-1	210	22	R	Tennessee	Brampton, Ontario, Canada	D3a-'21
6	Dustin Hopkins	K	6-2	193	31	8	Florida State	Austin, Texas	FA-'21
7	Andre Roberts	WR	5-11	195	34	12	The Citadel	Columbia, S.C.	FA-'21
9	Kenneth Murray Jr.	LB	6-2	241	23	2	Oklahoma	Houston, Texas	D1b-'20
10	Justin Herbert	QB	6-6	236	23	2	Oregon	Eugene, Ore.	D1a-'20
13	Keenan Allen	WR	6-2	211	29	9	California	Greensboro, N.C.	D3-'13
15	Jalen Guyton	WR	6-1	212	24	2	North Texas	Allen, Texas	FA-'19
20	Tevaughn Campbell	CB	6-0	200	28	2	Regina	Toronto, Ontario, Canada	FA-'19
22	Justin Jackson	RB	6-0	200	25	4	Northwestern	Carol Stream, Ill.	D7-'18
24	Nasir Adderley	S	6-0	206	24	3	Delaware	Philadelphia, Pa.	D2-'19
25	Chris Harris Jr.	CB	5-10	199	32	11	Kansas	Bixby, Okla.	UFA (Den)-'20
26	Asante Samuel Jr.	CB	5-10	180	22	R	Florida State	Fort Lauderdale, Fla.	D2-'21
27	Joshua Kelley	RB	5-11	212	24	2	UCLA	Lancaster, Calif.	D4-'20
28	Davontae Harris	CB	5-11	200	26	4	Illinois State	Wichita, Kan.	PS (SF)-'21
30	Austin Ekeler	RB	5-10	200	26	5	Western State Colorado	Eaton, Colo.	FA-'17
31	Nick Niemann	LB	6-3	234	24	R	Iowa	Sycamore, Ill.	D6a-'21
32	Alohi Gilman	S	5-10	201	24	2	Notre Dame	Laie, Hawaii	D6-'20
33	Derwin James Jr.	S	6-2	215	25	4	Florida State	Haines City, Fla.	D1-'18
35	Larry Rountree III	RB	5-10	211	22	R	Missouri	Raleigh, N.C.	D6b-'21
36	Trey Marshall	DB	6-0	207	25	3	Florida State	Lake City, Fla.	W (Den)-'21
37	Kemon Hall	CB	5-11	190	24	1	North Texas	Calhoun City, Miss.	W (Dal)-'21
40	Gabe Nabers	FB	6-3	235	24	2	Florida State	Hahira, Ga.	FA-'20
42	Uchenna Nwosu	OLB	6-2	251	25	4	Southern California	Carson, Calif.	D2-'18
43	Michael Davis	CB	6-2	196	27	5	Brigham Young	Glendale, Calif.	FA-'17
44	Kyzir White	LB	6-2	216	25	4	West Virginia	Macungie, Pa.	D4-'18
49	Drue Tranquill	LB	6-2	234	26	3	Notre Dame	Fort Wayne, Ind.	D4-'19
52	Kyler Fackrell	OLB	6-5	245	30	6	Utah State	Mesa, Ariz.	UFA (NYG)-'21
54	Matt Overton	LS	6-1	243	36	9	Western Washington	Tracy, Calif.	FA-'21
57	Amen Ogbongbemiga	LB	6-0	231	23	R	Oklahoma State	Calgary, Alberta, Canada	FA-'21
61	Scott Quessensberry	C/G	6-3	310	26	4	UCLA	La Costa, Calif.	D5-'18
63	Corey Linsley	C	6-3	301	30	8	Ohio State	Boardman, Ohio	UFA (GB)-'21
64	Brenden Jaimes	G/T	6-5	300	22	R	Nebraska	Austin, Texas	D5-'21
68	Senio Kelemete	G	6-3	301	31	9	Washington	Seattle, Wash.	PS (SF)-'21
70	Rashawn Slater	T	6-4	315	22	R	Northwestern	Sugar Land, Texas	D1-'21
71	Matt Feiler	G	6-6	330	29	5	Bloomsburg	Strasburg, Pa.	UFA (Pit)-'21
72	Michael Schofield III	G/T	6-6	301	31	8	Michigan	Orland Park, Ill.	FA-'21
74	Storm Norton	T	6-7	317	27	2	Toledo	Toledo, Ohio	FA-'20
79	Trey Pipkins III	T	6-6	307	25	3	Sioux Falls	Apple Valley, Minn.	D3-'19
81	Mike Williams	WR	6-4	218	27	5	Clemson	Santee, S.C.	D1-'17
82	Stephen Anderson	TE	6-3	230	28	4	California	San Jose, Calif.	FA-'19
87	Jared Cook	TE	6-5	254	34	13	South Carolina	Suwanee, Ga.	UFA (NO)-'21
88	Tre' McKitty	TE	6-4	246	23	R	Georgia	Wesley Chapel, Fla.	D3b-'21
92	Joe Gaziano	DL	6-4	280	25	1	Northwestern	Scituate, Mass.	FA-'20
93	Justin Jones	DL	6-3	309	25	4	North Carolina State	Austell, Ga.	D3-'18
94	Chris Rumph II	OLB	6-2	244	23	R	Duke	Gainesville, Fla.	D4-'21
95	Christian Covington	DL	6-2	300	28	7	Rice	Vancouver, British Columbia, Canada	FA-'21
96	Breiden Fehoko	DL	6-3	300	25	1	Louisiana State	Honolulu, Hawaii	FA-'20
97	Joey Bosa	OLB	6-5	280	26	6	Ohio State	Fort Lauderdale, Fla.	D1-'16
98	Linval Joseph	DL	6-4	329	33	12	East Carolina	Christiansted, U.S. Virgin Islands	FA-'20
99	Jerry Tillery	DL	6-6	295	25	3	Notre Dame	Shreveport, La.	D1-'19

RESERVE/INJURED; DESIGNATED FOR RETURN

No.	Name	Pos.	Ht.	Wt.	Age	Exp.	College	Hometown	How Acq.
29	Mark Webb Jr.	DB	6-1	207	23	R	Georgia	Philadelphia, Pa.	D7-'21

RESERVE/INJURED

No.	Name	Pos.	Ht.	Wt.	Age	Exp.	College	Hometown	How Acq.
23	Ryan Smith	CB	5-11	189	28	6	North Carolina Central	Upper Marlboro, Md.	UFA (TB)-'21
53	Damon Lloyd	LB	6-0	235	23	1	Indiana (Pa.)	Avington, Md.	FA-'21
75	Bryan Bulaga	T	6-5	314	32	12	Iowa	Barrington, Ill.	UFA (GB)-'20
76	Oday Aboushi	G	6-5	315	30	9	Virginia	Brooklyn, N.Y.	UFA (Det)-'21
89	Donald Parham Jr.	TE	6-8	237	24	2	Stetson	Lakeland, Fla.	FA-'20

PRACTICE SQUAD

No.	Name	Pos.	Ht.	Wt.	Age	Exp.	College	Hometown	How Acq.
11	Jason Moore Jr.	WR	6-3	215	26	2	Findlay	Oberlin, Ohio	FA-'19
16	Tristan Vizcaino	K	6-2	205	25	1	Washington	Chino Hills, Calif.	FA-'21
34	Darius Bradwell	RB	6-0	235	24	1	Tulane	Tallahassee, Fla.	FA-'20
38	Kiondre Thomas	CB	6-0	190	23	R	Kansas State	Fort Smith, Ark.	FA-'21
46	Ben DeLuca	DB	6-1	202	23	R	Charlotte	Orlando, Fla.	FA-'21
47	Hunter Kampmoyer	TE	6-4	243	23	R	Oregon	Bishop, Calif.	FA-'21
50	Cole Christiansen	LB	6-1	230	24	1	Army	Suffolk, Va.	FA-'20
51	Emeke Egbule	OLB	6-2	245	25	3	Houston	Houston, Texas	D6-'19
67	Ryan Hunter	G	6-3	316	26	1	Bowling Green	North Bay, Ontario, Canada	FA-'20
73	Foster Sarell	T	6-6	322	23	R	Stanford	Tacoma, Wash.	FA-'21
77	Carauin Reid	DL	6-2	292	30	7	Princeton	The Bronx, N.Y.	FA-'21
80	Maurice Ffrench	WR	5-11	200	24	1	Pittsburgh	New Brunswick, N.J.	FA-'21
83	Michael Bandy	WR	5-10	190	24	1	San Diego	La Mirada, Calif.	FA-'21
84	KJ Hill Jr.	WR	6-0	196	24	2	Ohio State	Little Rock, Ark.	D7-'20
90	Andrew Brown	DL	6-3	290	26	3	Virginia	Chesapeake, Va.	FA-'21
91	Forrest Merrill	DL	6-0	322	25	R	Arkansas State	Willard, Mo.	FA-'21

PRACTICE SQUAD; INJURED

No.	Name	Pos.	Ht.	Wt.	Age	Exp.	College	Hometown	How Acq.
12	Joe Reed	WR	6-0	224	23	2	Virginia	Charlotte Court House, Va.	D5-'20

2021 LOS ANGELES CHARGERS ALPHABETICAL ROSTER

ACTIVE ROSTER

No.	Name	Pos.	Ht.	Wt.	DOB	Exp.	College	Hometown	How Acq.
24	Adderley, Nasir	S	6-0	206	5/31/97	3	Delaware	Philadelphia, Pa.	D2-'19
13	Allen, Keenan	WR	6-2	211	4/27/92	9	California	Greensboro, N.C.	D3-'13
82	Anderson, Stephen	TE	6-3	230	1/30/93	4	California	San Jose, Calif.	FA-'19
97	Bosa, Joey	OLB	6-5	280	7/11/95	6	Ohio State	Fort Lauderdale, Fla.	D1-'16
20	Campbell, Tevaughn	CB	6-0	200	6/14/93	2	Regina	Toronto, Ontario, Canada	FA-'19
87	Cook, Jared	TE	6-5	254	4/7/87	13	South Carolina	Suwanee, Ga.	UFA (NO)-'21
95	Covington, Christian	DL	6-2	300	10/16/93	7	Rice	Vancouver, British Columbia, Canada	FA-'21
4	Daniel, Chase	QB	6-0	229	10/7/86	12	Missouri	Southlake, Texas	FA-'21
43	Davis, Michael	CB	6-2	196	1/6/95	5	Brigham Young	Glendale, Calif.	FA-'17
30	Ekeler, Austin	RB	5-10	200	5/17/95	5	Western State Colorado	Eaton, Colo.	FA-'17
52	Fackrell, Kyle	OLB	6-5	245	11/25/95	6	Utah State	Mesa, Ariz.	UFA (NYG)-'21
96	Fehoko, Breiden	DL	6-3	300	10/15/96	1	Louisiana State	Honolulu, Hawaii	FA-'20
71	Feiler, Matt	G	6-6	330	7/7/92	5	Bloomsburg	Strasburg, Pa.	UFA (Pit)-'21
92	Gaziano, Joe	DL	6-4	280	9/27/96	1	Northwestern	Scituate, Mass.	FA-'20
32	Gilman, Alohi	S	5-10	201	9/17/97	2	Notre Dame	Laie, Hawaii	D6-'20
15	Guyton, Jalen	WR	6-1	212	6/7/97	2	North Texas	Allen, Texas	FA-'19
37	Hall, Kemon	CB	5-11	190	6/2/97	1	North Texas	Calhoun City, Miss.	W (Dal)-'21
25	Harris Jr., Chris	CB	5-10	199	6/18/89	11	Kansas	Bixby, Okla.	UFA (Den)-'20
28	Harris, Davontae	CB	5-11	200	1/21/95	4	Illinois State	Wichita, Kan.	PS (SF)-'21
10	Herbert, Justin	QB	6-6	236	3/10/98	2	Oregon	Eugene, Ore.	D1a-'20
6	Hopkins, Dustin	K	6-2	193	10/1/90	8	Florida State	Austin, Texas	FA-'21
22	Jaimes, Justin	RB	6-0	200	4/22/96	4	Northwestern	Carol Stream, Ill.	D7-'18
64	Jaimes, Brenden	G/T	6-5	300	5/28/99	R	Nebraska	Austin, Texas	D5-'21
33	James Jr., Derwin	S	6-2	215	8/3/96	4	Florida State	Haines City, Fla.	D1-'18
93	Jones, Justin	DL	6-3	309	8/28/96	4	North Carolina State	Austell, Ga.	D3-'18
98	Joseph, Linval	DL	6-4	329	10/10/88	12	East Carolina	Christiansted, U.S. Virgin Islands	FA-'20
68	Kelemete, Senio	G	6-3	301	5/10/90	9	Washington	Seattle, Wash.	PS (SF)-'21
27	Kelley, Joshua	RB	5-11	212	11/20/97	2	UCLA	Lancaster, Calif.	D4-'20
63	Linsley, Corey	C	6-3	301	7/27/91	8	Ohio State	Boardman, Ohio	UFA (GB)-'21
1	Long, Ty	P	6-2	205	4/6/93	3	Alabama-Birmingham	Roswell, Ga.	FA-'19
36	Marshall, Trey	DB	6-0	207	2/13/96	3	Florida State	Lake City, Fla.	W (Den)-'21
88	McKitty, Tre'	TE	6-4	246	1/12/99	R	Georgia	Wesley Chapel, Fla.	D3b-'21
9	Murray Jr., Kenneth	LB	6-2	241	11/16/98	2	Oklahoma	Houston, Texas	D1b-'20
40	Nabers, Gabe	FB	6-3	235	11/5/97	2	Florida State	Hahira, Ga.	FA-'20
31	Niemann, Nick	LB	6-3	244	12/2/97	R	Iowa	Sycamore, Ill.	D6a-'21
74	Norton, Storm	T	6-7	317	5/16/94	2	Toledo	Toledo, Ohio	FA-'20
42	Nwosu, Uchenna	OLB	6-2	251	12/28/96	4	Southern California	Carson, Calif.	D2-'18
57	Ogbongbemiga, Amen	LB	6-0	231	9/4/98	R	Oklahoma State	Calgary, Alberta, Canada	FA-'21
54	Overton, Matt	LS	6-1	243	7/6/85	9	Western Washington	Tracy, Calif.	FA-'21
5	Palmer, Joshua	WR	6-1	210	9/22/99	R	Tennessee	Brampton, Ontario, Canada	D3a-'21
79	Pipkins III, Trey	T	6-6	307	9/5/96	3	Sioux Falls	Apple Valley, Minn.	D3-'19
61	Quessenberry, Scott	C/G	6-3	310	3/23/95	4	UCLA	La Costa, Calif.	D5-'18
7	Roberts, Andre	WR	5-11	195	1/9/88	12	The Citadel	Columbia, S.C.	FA-'21
35	Rountree III, Larry	RB	5-10	211	2/13/99	R	Missouri	Raleigh, N.C.	D6b-'21
94	Rumph II, Chris	OLB	6-2	244	10/19/98	R	Duke	Gainesville, Fla.	D4-'21
26	Samuel Jr., Asante	CB	5-10	180	10/3/99	R	Florida State	Fort Lauderdale, Fla.	D2-'21
72	Schofield III, Michael	G/T	6-6	301	11/15/90	8	Michigan	Orland Park, Ill.	FA-'21
70	Slater, Rashawn	T	6-4	315	3/26/99	R	Northwestern	Sugar Land, Texas	D1-'21
2	Stick, Easton	QB	6-1	224	9/15/95	3	North Dakota State	Omaha, Neb.	D5-'19
99	Tillery, Jerry	DL	6-6	295	10/8/96	3	Notre Dame	Shreveport, La.	D1-'19
49	Tranquill, Drue	LB	6-2	234	8/15/95	3	Notre Dame	Fort Wayne, Ind.	D4-'19
44	White, Kyzir	LB	6-2	216	3/24/96	4	West Virginia	Macungie, Pa.	D4-'18
81	Williams, Mike	WR	6-4	218	10/4/94	5	Clemson	Santee, S.C.	D1-'17

RESERVE/INJURED; DESIGNATED FOR RETURN

No.	Name	Pos.	Ht.	Wt.	DOB	Exp.	College	Hometown	How Acq.
29	Webb Jr., Mark	DB	6-1	207	9/10/98	R	Georgia	Philadelphia, Pa.	D7-'21

RESERVE/INJURED

No.	Name	Pos.	Ht.	Wt.	DOB	Exp.	College	Hometown	How Acq.
76	Aboushi, Oday	G	6-5	315	6/5/91	9	Virginia	Brooklyn, N.Y.	UFA (Det)-'21
75	Bulaga, Bryan	T	6-5	314	3/21/89	12	Iowa	Barrington, Ill.	UFA (GB)-'20
53	Lloyd, Damon	LB	6-0	235	5/8/98	1	Indiana (Pa.)	Avingdon, Md.	FA-'21
89	Parham Jr., Donald	TE	6-8	237	8/16/97	2	Stetson	Lakeland, Fla.	FA-'20
23	Smith, Ryan	CB	5-11	189	9/7/93	6	North Carolina Central	Upper Marlboro, Md.	UFA (TB)-'21

PRACTICE SQUAD

No.	Name	Pos.	Ht.	Wt.	DOB	Exp.	College	Hometown	How Acq.
83	Bandy, Michael	WR	5-10	190	12/5/97	1	San Diego	La Mirada, Calif.	FA-'21
34	Bradwell, Darius	RB	6-0	235	5/15/97	1	Tulane	Tallahassee, Fla.	FA-'20
90	Brown, Andrew	DL	6-3	290	12/30/95	3	Virginia	Chesapeake, Va.	FA-'21
50	Christiansen, Cole	LB	6-1	230	7/30/97	1	Army	Suffolk, Va.	FA-'20
46	DeLuca, Ben	DB	6-1	202	4/9/98	R	Charlotte	Orlando, Fla.	FA-'21
51	Egbule, Emeke	OLB	6-2	245	10/13/96	3	Houston	Houston, Texas	D6-'19
80	Ffrench, Maurice	WR	5-11	200	1/1/98	1	Pittsburgh	New Brunswick, N.J.	FA-'21
84	Hill Jr., KJ	WR	6-0	196	9/15/97	2	Ohio State	Little Rock, Ark.	D7-'20
67	Hunter, Ryan	G	6-3	316	4/1/95	1	Bowling Green	North Bay, Ontario, Canada	FA-'20
47	Kampmoyer, Hunter	TE	6-4	243	2/6/98	R	Oregon	Bishop, Calif.	FA-'21
91	Merrill, Forrest	DL	6-0	322	8/15/96	R	Arkansas State	Willard, Mo.	FA-'21
11	Moore Jr., Jason	WR	6-3	215	6/23/95	2	Findlay	Oberlin, Ohio	FA-'19
77	Reid, Caraut	DL	6-2	292	11/23/91	7	Princeton	The Bronx, N.Y.	FA-'21
73	Sarell, Foster	T	6-6	322	8/28/98	R	Stanford	Tacoma, Wash.	FA-'21
38	Thomas, Kiondre	CB	6-0	190	2/7/98	R	Kansas State	Fort Smith, Ark.	FA-'21
16	Vizcaino, Tristan	K	6-2	205	7/31/96	1	Washington	Chino Hills, Calif.	FA-'21

PRACTICE SQUAD; INJURED

No.	Name	Pos.	Ht.	Wt.	DOB	Exp.	College	Hometown	How Acq.
12	Reed, Joe	WR	6-0	224	1/4/98	2	Virginia	Charlotte Court House, Va.	D5-'20

2021 LOS ANGELES CHARGERS POSITION ROSTER

QUARTERBACKS (3)

No.	Name	Pos.	Ht.	Wt.	Age	Exp.	College	Hometown	How Acq.
2	Easton Stick	QB	6-1	224	26	3	North Dakota State	Omaha, Neb.	D5-'19
4	Chase Daniel	QB	6-0	229	35	12	Missouri	Southlake, Texas	FA-'21
10	Justin Herbert	QB	6-6	236	23	2	Oregon	Eugene, Ore.	D1a-'20

RUNNING BACKS (5)

No.	Name	Pos.	Ht.	Wt.	Age	Exp.	College	Hometown	How Acq.
22	Justin Jackson	RB	6-0	200	25	4	Northwestern	Carol Stream, Ill.	D7-'18
27	Joshua Kelley	RB	5-11	212	24	2	UCLA	Lancaster, Calif.	D4-'20
30	Austin Ekeler	RB	5-10	200	26	5	Western State Colorado	Eaton, Colo.	FA-'17
35	Larry Rountree III	RB	5-10	211	22	R	Missouri	Raleigh, N.C.	D6b-'21
40	Gabe Nabers	FB	6-3	235	24	2	Florida State	Hahira, Ga.	FA-'20

WIDE RECEIVERS (5)

No.	Name	Pos.	Ht.	Wt.	Age	Exp.	College	Hometown	How Acq.
5	Joshua Palmer	WR	6-1	210	22	R	Tennessee	Brampton, Ontario, Canada	D3a-'21
7	Andre Roberts	WR	5-11	195	34	12	The Citadel	Columbia, S.C.	FA-'21
13	Keenan Allen	WR	6-2	211	29	9	California	Greensboro, N.C.	D3-'13
15	Jalen Guyton	WR	6-1	212	24	2	North Texas	Allen, Texas	FA-'19
81	Mike Williams	WR	6-4	218	27	5	Clemson	Santee, S.C.	D1-'17

TIGHT ENDS (3)

No.	Name	Pos.	Ht.	Wt.	Age	Exp.	College	Hometown	How Acq.
82	Stephen Anderson	TE	6-3	230	28	4	California	San Jose, Calif.	FA-'19
87	Jared Cook	TE	6-5	254	34	13	South Carolina	Suwanee, Ga.	UFA (NO)-'21
88	Tre' McKitty	TE	6-4	246	23	R	Georgia	Wesley Chapel, Fla.	D3b-'21

OFFENSIVE LINEMEN (9)

No.	Name	Pos.	Ht.	Wt.	Age	Exp.	College	Hometown	How Acq.
61	Scott Quessenberry	C/G	6-3	310	26	4	UCLA	La Costa, Calif.	D5-'18
63	Corey Linsley	C	6-3	301	30	8	Ohio State	Boardman, Ohio	UFA (GB)-'21
64	Brenden Jaimoes	G/T	6-5	300	22	R	Nebraska	Austin, Texas	D5-'21
68	Senio Kelemete	G	6-3	301	31	9	Washington	Seattle, Wash.	PS (SF)-'21
70	Rashawn Slater	T	6-4	315	22	R	Northwestern	Sugar Land, Texas	D1-'21
71	Matt Feiler	G	6-6	330	29	5	Bloomsburg	Strasburg, Pa.	UFA (Pit)-'21
72	Michael Schofield III	G/T	6-6	301	31	8	Michigan	Orland Park, Ill.	FA-'21
74	Storm Norton	T	6-7	317	27	2	Toledo	Toledo, Ohio	FA-'20
79	Trey Pipkins III	T	6-6	307	25	3	Sioux Falls	Apple Valley, Minn.	D3-'19

DEFENSIVE LINEMEN (6)

No.	Name	Pos.	Ht.	Wt.	Age	Exp.	College	Hometown	How Acq.
92	Joe Gaziano	DL	6-4	280	25	1	Northwestern	Scituate, Mass.	FA-'20
93	Justin Jones	DL	6-3	309	25	4	North Carolina State	Austell, Ga.	D3-'18
95	Christian Covington	DL	6-2	300	28	7	Rice	Vancouver, British Columbia, Canada	FA-'21
96	Breiden Fehoko	DL	6-3	300	25	1	Louisiana State	Honolulu, Hawaii	FA-'20
98	Linval Joseph	DL	6-4	329	33	12	East Carolina	Christiansted, U.S. Virgin Islands	FA-'20
99	Jerry Tillery	DL	6-6	295	25	3	Notre Dame	Shreveport, La.	D1-'19

LINEBACKERS (5)

No.	Name	Pos.	Ht.	Wt.	Age	Exp.	College	Hometown	How Acq.
9	Kenneth Murray Jr.	LB	6-2	241	23	2	Oklahoma	Houston, Texas	D1b-'20
31	Nick Niemann	LB	6-3	234	24	R	Iowa	Sycamore, Ill.	D6a-'21
44	Kyzir White	LB	6-2	216	25	4	West Virginia	Macungie, Pa.	D4-'18
49	Drue Tranquill	LB	6-2	234	26	3	Notre Dame	Fort Wayne, Ind.	D4-'19
57	Amen Ogbongbemiga	LB	6-0	231	23	R	Oklahoma State	Calgary, Alberta, Canada	FA-'21

OUTSIDE LINEBACKERS (4)

No.	Name	Pos.	Ht.	Wt.	Age	Exp.	College	Hometown	How Acq.
42	Uchenna Nwosu	OLB	6-2	251	25	4	Southern California	Carson, Calif.	D2-'18
52	Kyler Fackrell	OLB	6-5	245	26	6	Utah State	Mesa, Ariz.	UFA (NYG)-'21
94	Chris Rumph II	OLB	6-2	244	23	R	Duke	Gainesville, Fla.	D4-'21
97	Joey Bosa	OLB	6-5	280	26	6	Ohio State	Fort Lauderdale, Fla.	D1-'16

DEFENSIVE BACKS (10)

No.	Name	Pos.	Ht.	Wt.	Age	Exp.	College	Hometown	How Acq.
20	Tevaughn Campbell	CB	6-0	200	28	2	Regina	Toronto, Ontario, Canada	FA-'19
24	Nasir Adderley	S	6-0	206	24	3	Delaware	Philadelphia, Pa.	D2-'19
25	Chris Harris Jr.	CB	5-10	199	32	11	Kansas	Bixby, Okla.	UFA (Den)-'20
26	Asante Samuel Jr.	CB	5-10	180	22	R	Florida State	Fort Lauderdale, Fla.	D2-'21
28	Davontae Harris	CB	5-11	200	26	4	Illinois State	Wichita, Kan.	PS (SF)-'21
32	Alohi Gilman	S	5-10	201	24	2	Notre Dame	Laie, Hawaii	D6-'20
33	Derwin James Jr.	S	6-2	215	25	4	Florida State	Haines City, Fla.	D1-'18
36	Trey Marshall	DB	6-0	207	25	3	Florida State	Lake City, Fla.	W (Den)-'21
37	Kemon Hall	CB	5-11	190	24	1	North Texas	Calhoun City, Miss.	W (Dal)-'21
43	Michael Davis	CB	6-2	196	27	5	Brigham Young	Glendale, Calif.	FA-'17

SPECIALISTS (3)

No.	Name	Pos.	Ht.	Wt.	Age	Exp.	College	Hometown	How Acq.
1	Ty Long	P	6-2	205	28	3	Alabama-Birmingham	Roswell, Ga.	FA-'19
6	Dustin Hopkins	K	6-2	193	31	8	Florida State	Austin, Texas	FA-'21
54	Matt Overton	LS	6-1	243	36	9	Western Washington	Tracy, Calif.	FA-'21

2021 TRANSACTIONS BY DATE

Jan. 4	Signed RB Darius Bradwell, CB John Brannon, P Lachlan Edwards, DL Breiden Fehoko, G Nate Gilliam, G Ryan Hunter, WR John Hurst, WR Jason Moore Jr., DL Frederick Smith Jr., and CB Donte Vaughn to Reserve/Future contracts.	Aug. 25	Signed LB Nate Evans. Waived DL Frederick Smith Jr. Placed LB Damon Lloyd and DL Chris Okoye on Reserve/Injured.	Oct. 5	Signed DL Andrew Brown and LB Josh Watson to practice squad. Reverted DL Breiden Fehoko to practice squad. CB Brandon Facyson terminated practice squad contract.
Jan. 7	Activated WR Keenan Allen and TE Hunter Henry from Reserve/COVID-19. Activated S Derwin James Jr., from Reserve/COVID-19 and remains on Reserve/Injured.	Aug. 30	Waived OLB Davin Bellamy, LB Nate Evans, T Darius Harper, WR John Hurst, OLB Jessie Lemonier, CB KJ Sails, TE Matt Sokol, CB Donte Vaughn, DL Willie Yarbary. Waived/Injured LS Cole Mazza and G/T Tyree St. Louis.	Oct. 9	Activated CB Ryan Smith from Reserve/Injured; Designated for Return
Feb. 26	Re-signed CB Tevaughn Campbell.	Aug. 31	Waived K Michael Badgley, WR Michael Bandy, RB Darius Bradwell, CB John Brannon III, DL Cortez Broughton, LB Cole Christiansen, DB Ben DeLuca, OLB Emeke Egbule, DL Breiden Fehoko, OLB Joe Gaziano, G Nate Gilliam, G Ryan Hunter, WR Tyron Johnson, TE Hunter Kampmoyer, WR Jason Moore Jr., and WR Joe Reed.	Oct. 12	Signed G Senio Kelemete to the active roster off San Francisco's practice squad. Placed G Oday Aboushi on Reserve/Injured.
March 5	Signed K Tristan Vizcaino.	Sept. 1	Claimed DL Eric Banks and DB Trey Marshall off Waivers. Waived CB Brandon Facyson and DL Forrest Merrill. Placed LS Cole Mazza and G/T Tyree St. Louis on Reserve/Injured. Signed WR Michael Bandy, RB Darius Bradwell, LB Cole Christiansen, DB Ben DeLuca, OLB Emeke Egbule, DL Breiden Fehoko, DL Joe Gaziano, G Nate Gilliam, G Ryan Hunter, TE Hunter Kampmoyer, WR Jason Moore Jr., and WR Joe Reed to practice squad.	Oct. 13	Signed LB Nate Hall to practice squad. Released DL Andrew Brown from practice squad.
March 12	Released G Trai Turner. Waived LB Malik Jefferson.	Sept. 2	Signed WR Austin Proehl to practice squad. Waived DL Chris Okoye and G/T Tyree St. Louis via injury settlements.	Oct. 14	Signed DL Andrew Brown and T Foster Sarell to practice squad. Released LB Nate Hall from practice squad.
March 17	Re-signed K Michael Badgley, CB Michael Davis and P Ty Long.	Sept. 3	Activated CB Ryan Smith from Reserve/COVID-19. Waived CB Kemon Hall. Signed CB Brandon Facyson and DL Forrest Merrill to practice squad.	Oct. 16	Activated LB Cole Christiansen (standard elevation) and DL Breiden Fehoko (standard elevation) from practice squad.
March 18	Re-signed G/T Tyree St. Louis.	Sept. 6	Signed CB Kiondre Thomas to practice squad.	Oct. 18	Reverted LB Cole Christiansen and DL Breiden Fehoko to practice squad.
March 19	Signed G Matt Feiler and C Corey Linsley. Re-signed CB Brandon Facyson.	Sept. 7	Signed CB Kemon Hall. Placed CB Ryan Smith on Reserve/Injured.	Oct. 21	Signed WR Andre Roberts. Waived WR KJ Hill Jr.
March 22	Re-signed TE Stephen Anderson.	Sept. 8	Waived LS Cole Mazza via injury settlement.	Oct. 25	Designated DL Justin Jones for return from Reserve/Injured. Signed WR KJ Hill Jr., to practice squad. Released LB Josh Watson from practice squad.
March 23	Signed G Oday Aboushi and TE Jared Cook.	Sept. 15	Signed WR Maurice Ffrench to practice squad. Placed WR Joe Reed on Practice Squad; Injured.	Oct. 26	Signed LB Paddy Fisher to practice squad. Released G Nate Gilliam and WR Austin Proehl from practice squad.
March 26	Signed OLB Kyler Fackrell.	Sept. 17	Signed G/T Michael Schofield III. Placed T Bryan Bulaga on Reserve/Injured.	Oct. 27	Signed K Dustin Hopkins. Waived K Tristan Vizcaino.
March 31	Signed QB Chase Daniel and CB Ryan Smith.	Sept. 18	Activated DL Joe Gaziano (standard elevation) from practice squad.	Oct. 29	Signed K Tristan Vizcaino to practice squad.
May 5	Claimed CB Kemon Hall off Waivers.	Sept. 20	Reverted DL Joe Gaziano to practice squad.	Oct. 30	Activated DL Justin Jones from Reserve/Injured; Designated for Return. Waived DL Forrest Merrill.
May 11	Signed DL Christian Covington.	Sept. 25	Activated OLB Emeke Egbule (standard elevation) and DL Joe Gaziano (standard elevation) from practice squad.	Nov. 2	Signed DL Forrest Merrill to practice squad. Released LB Paddy Fisher from practice squad.
May 14	Signed DB Ben DeLuca, DL Jared Goldwire, T Darius Harper, G/T Brenden Jaimes, TE Hunter Kampmoyer, K Alex Kessman, LS Ryan Langen, DL Forrest Merrill, LB Nick Niemann, LB Amen Ogbongbemiga, RB Larry Rountree III, CB Asante Samuel Jr., T Kyle Spalding, DB Mark Webb Jr.	Sept. 27	Reverted OLB Emeke Egbule and DL Joe Gaziano to practice squad.	Nov. 4	Designated LB Kenneth Murray Jr., for return from Reserve/Injured.
May 18	Signed OLB Chris Rumph II. Claimed WR Austin Proehl off Waivers.	Sept. 29	Designated CB Ryan Smith for return from Reserve/Injured.	Nov. 6	Activated WR Maurice Ffrench (standard elevation) and CB Kiondre Thomas (standard elevation) from practice squad.
June 21	Signed WR Michael Bandy, LB Damon Lloyd, TE Matt Seybert and DL Willie Yarbary.	Sept. 30	Waived DL Eric Banks.	Nov. 8	Reverted WR Maurice Ffrench and CB Kiondre Thomas to practice squad.
July 23	Signed WR Joshua Palmer.	Oct. 1	Signed DL Joe Gaziano to active roster.	Nov. 11	Placed LB Drue Tranquill on Reserve/COVID-19.
July 27	Signed TE Tre' McKitty and T Rashawn Slater. Placed RB Justin Jackson on Reserve/COVID-19. Declared WR John Hurst Physically Unable to Perform.	Oct. 4	Signed DL Forrest Merrill to active roster. Placed DL Justin Jones and LB Kenneth Murray Jr., on Reserve/Injured. Activated DL Breiden Fehoko (standard elevation) from practice squad.	Nov. 13	Activated LB Kenneth Murray Jr., from Reserve/Injured; Designated for Return. Placed CB Ryan Smith on Reserve/Injured. Activated LB Cole Christiansen (standard elevation), WR Maurice Ffrench (standard elevation) and CB Kiondre Thomas (COVID-19 elevation) from practice squad.
July 29	Activated RB Justin Jackson from Reserve/COVID-19.			Nov. 15	Reverted LB Cole Christiansen, WR Maurice Ffrench and CB Kiondre Thomas to practice squad.
Aug. 1	Signed QB KJ Costello.			Nov. 16	Placed OLB Joey Bosa and DL Jerry Tillery on Reserve/COVID-19.
Aug. 5	Placed DL Jared Goldwire on Reserve/Retired.			Nov. 17	Signed DL Breiden Fehoko to active roster. Placed DL Christian Covington on Reserve/COVID-19. Signed DL Caraun Reid to practice squad.
Aug. 7	Signed DL Chris Okoye and CB KJ Sails.				
Aug. 10	Removed WR John Hurst from Active/Physically Unable to Perform.				
Aug. 16	Signed LS Matt Overton. Released P Lachlan Edwards. Waived WR Michael Bandy and K Alex Kessman.				
Aug. 17	Signed OLB Davin Bellamy. Waived QB KJ Costello and TE Matt Seybert.				
Aug. 20	Signed WR Michael Bandy. Placed S Nasir Adderley and CB Ryan Smith on Reserve/COVID-19.				
Aug. 21	Signed TE Matt Seybert.				
Aug. 24	Activated S Nasir Adderley from Reserve/COVID-19. Waived LS Ryan Langan, WR Austin Proehl, TE Matt Seybert and T Kyle Spalding. Waived/Injured LB Damon Lloyd and DL Chris Okoye.				

2021 TRANSACTIONS BY DATE

<p>Nov. 20 Activated OLB Joey Bosa and LB Drue Tranquill from Reserve/COVID-19. Activated DL Andrew Brown (standard elevation), DL Forrest Merrill (standard elevation) and CB Kiondre Thomas (COVID-19 elevation) from practice squad.</p> <p>Nov. 22 Placed DL Linval Joesph on Reserve/COVID-19. Reverted DL Andrew Brown, DL Forrest Merrill and CB Kiondre Thomas to practice squad.</p> <p>Nov. 25 Activated DL Jerry Tillery from Reserve/COVID-19.</p> <p>Nov. 26 Activated DL Christian Covington from Reserve/COVID-19. Placed DB Mark Webb Jr., on Reserve/Injured.</p> <p>Nov. 27 Activated RB Darius Bradwell (standard elevation) and CB Kiondre Thomas (COVID-19 elevation) from practice squad.</p> <p>Nov. 29 Reverted RB Darius Bradwell and CB Kiondre Thomas to practice squad.</p> <p>Nov. 30 Signed CB Davontae Harris to the active roster off San Francisco's practice squad.</p> <p>Dec. 6 Placed WR Keenan Allen on Reserve/COVID-19.</p> <p>Dec. 8 Activated DL Linval Joseph from Reserve/COVID-19 and given exempt status by Commissioner. Placed CB Chris Harris Jr., and WR Mike Williams on Reserve/COVID-19.</p> <p>Dec. 9 Placed C/G Scott Quessenberry on Reserve/COVID-19.</p> <p>Dec. 10 Activated DL Linval Joseph from exempt status.</p> <p>Dec. 11 Activated CB Chris Harris Jr., and WR Mike Williams from Reserve/COVID-19. Placed OLB Kyler Fackrell on Reserve/Injured. Activated DB Ben DeLuca (COVID-19 elevation), OLB Emeke Egbule (COVID-19 elevation) and WR Jason Moore Jr., (standard elevation) from practice squad.</p> <p>Dec. 13 Placed T Rashawn Slater on Reserve/COVID-19. Reverted DB Ben DeLuca, OLB Emeke Egbule and WR Jason Moore Jr., to practice squad.</p> <p>Dec. 14 Activated WR Keenan Allen from Reserve/COVID-19.</p> <p>Dec. 16 Activated C/G Scott Quessenberry from Reserve/COVID-19. Activated DB Ben DeLuca (COVID-19 elevation) from practice squad.</p> <p>Dec. 17 Reverted DB Ben DeLuca to practice squad.</p>	<p>Dec. 20 Activated T Rashawn Slater from Reserve/COVID-19. Claimed CB Essang Bassey off Waivers. Placed OLB Joey Bosa, CB Tevaughn Campbell, CB Kemon Hall, C Corey Linsley, DB Trey Marshall, WR Andre Roberts and OLB Chris Rumph II on Reserve/COVID-19.</p> <p>Dec. 21 Placed QB Chase Daniel and DL Joe Gaziano on Reserve/COVID-19.</p> <p>Dec. 22 Placed RB Austin Ekeler and WR Jalen Guyton on Reserve/COVID-19.</p> <p>Dec. 23 Placed K Tristan Vizcaino on Practice Squad; COVID-19.</p> <p>Dec. 24 Placed DL Justin Jones on Reserve/COVID-19. Placed LB Cole Christiansen on Practice Squad; COVID-19.</p> <p>Dec. 25 Placed TE Donald Parham Jr., on Reserve/Injured. Placed WR Mike Williams on Reserve/COVID-19. Activated WR Michael Bandy (COVID-19 elevation), RB Darius Bradwell (COVID-19 elevation), DL Andrew Brown (COVID-19 elevation), DB Ben DeLuca (COVID-19 elevation), OLB Emeke Egbule (COVID-19 elevation), WR Maurice Ffrench (COVID-19 elevation), DL Forrest Merrill (COVID-19 elevation) and WR Jason Moore Jr., (COVID-19 elevation) from the practice squad.</p> <p>Dec. 27 Activated CB Tevaughn Campbell, RB Austin Ekeler and DL Joe Gaziano from Reserve/COVID-19. Placed S Nasir Adderley, CB Michael Davis, S Alohi Gilman, CB Chris Harris Jr., and G Senio Kelemete on Reserve/COVID-19. Reverted WR Michael Bandy, RB Darius Bradwell, DL Andrew Brown, DB Ben DeLuca, OLB Emeke Egbule, WR Maurice Ffrench, DL Forrest Merrill and WR Jason Moore Jr., to practice squad. Placed DL Andrew Brown and OLB Emeke Egbule on Practice Squad; COVID-19.</p> <p>Dec. 28 Activated QB Chase Daniel, DL Justin Jones, G Senio Kelemete, WR Andre Roberts and OLB Chris Rumph II from Reserve/COVID-19. Placed CB Davontae Harris, K Dustin Hopkins, LS Matt Overton and T Trey Pipkins III on Reserve/COVID-19. Signed LS Beau Brinkley to practice squad.</p> <p>Dec. 29 Activated OLB Joey Bosa, WR Jalen Guyton, CB Kemon Hall, C Corey Linsley and DB Trey Marshall from Reserve/</p>	<p>COVID-19. Designated OLB Kyler Fackrell and DB Mark Webb Jr., for return from Reserve/Injured. Placed LB Kenneth Murray Jr., and T Storm Norton on Reserve/COVID-19. Restored LB Cole Christiansen and K Tristan Vizcaino from Practice Squad; COVID-19.</p> <p>Dec. 30 Activated CB Michael Davis and WR Mike Williams from Reserve/COVID-19. Restored OLB Emeke Egbule from Practice Squad; COVID-19.</p> <p>Dec. 31 Placed TE Jared Cook and LB Damon Lloyd on Reserve/COVID-19.</p> <p>Jan. 1 Activated S Nasir Adderley, S Alohi Gilman, CB Chris Harris Jr., CB Davontae Harris, K Dustin Hopkins, T Storm Norton, LS Matt Overton and T Trey Pipkins III from Reserve/COVID-19. Activated LB Cole Christiansen (COVID-19 elevation) and TE Hunter Kampmoyer (COVID-19 elevation) from practice squad.</p> <p>Jan. 3 Activated LB Kenneth Murray Jr., from Reserve/COVID-19. Restored DL Andrew Brown from Practice Squad; COVID-19. Reverted LB Cole Christiansen and TE Hunter Kampmoyer to practice squad. Released LS Beau Brinkley from practice squad.</p> <p>Jan. 5 Activated TE Jared Cook from Reserve/COVID-19. Activated LB Damon Lloyd from Reserve/COVID-19 and remains on Reserve/Injured.</p> <p>Jan. 8 Activated OLB Kyler Facrell from Reserve/Injured; Designated for Return. Waived CB Essang Bassey.</p>
--	---	---

2021 LOS ANGELES CHARGERS PRONUNCIATION GUIDE

Nasir Adderley nah-SEER ADD-er-lee
Essang Bassey EE-sang BASS-ee
Tevaughn Campbell tuh-VAUGHN
Emeke Egbule eh-MEH-keh egg-BOO-leh
Austin Ekeler ECK-ler
Breiden Fehoko BRAY-dun fuh-HO-ko
Matt Feiler FEYE-luhr
Alohi Gilman uh-LOW-hee

Kemon Hall KEY-mahn
Brenden Jaimes HIGH-miss
Senio Kelemete SENN-ee-oh KEL-uh-MEH-tay
Nick Niemann KNEE-min
Uchenna Nwosu oo-CHEN-uh noo-WOE-sue
Amen Ogbongbemiga
 AY-men awg-BONG-buh-mee-guh
Scott Quessenberry QWES-sin-bear-ee

Michael Schofield III SKO-field
Rashawn Slater ruh-SHAWN
Kiondre Thomas KEY-ahn-dray
Tristan Vizcaino viz-KAY-no
Kyzir White kie-ZEER

2021 TRANSACTIONS BY PLAYER

Aboushi, Oday — G

March 23 Signed
Oct. 12 Placed on Reserve/Injured

Adderley, Nasir — S

Aug. 20 Placed on Reserve/COVID-19
Aug. 24 Activated from Reserve/COVID-19
Dec. 27 Placed on Reserve/COVID-19
Jan. 1 Activated from Reserve/COVID-19

Allen, Keenan — WR

Jan. 7 Activated from Reserve/COVID-19
Dec. 6 Placed on Reserve/COVID-19
Dec. 14 Activated from Reserve/COVID-19

Anderson, Stephen — TE

March 22 Re-signed

Badgley, Michael — K

March 17 Re-signed
Aug. 31 Waived

Bandy, Michael — WR

June 21 Signed
Aug. 16 Waived
Aug. 20 Signed
Aug. 31 Waived
Sept. 1 Signed to practice squad
Dec. 25 Activated from practice squad (COVID-19 elevation)
Dec. 27 Reverted to practice squad

Banks, Eric — DL

Sept. 1 Claimed off Waivers from L.A. Rams
Sept. 30 Waived

Bassey, Essang — CB

Dec. 20 Claimed off Waivers from Denver
Jan. 8 Waived

Bellamy, Davin — OLB

Aug. 17 Signed
Aug. 30 Waived

Bosa, Joey — OLB

Nov. 16 Placed on Reserve/COVID-19
Nov. 20 Activated from Reserve/COVID-19
Dec. 20 Placed on Reserve/COVID-19
Dec. 29 Activated from Reserve/COVID-19

Bradwell, Darius — RB

Jan. 4 Signed to Reserve/Future contract
Aug. 31 Waived
Sept. 1 Signed to practice squad
Nov. 27 Activated from practice squad (standard elevation)
Nov. 29 Reverted to practice squad
Dec. 25 Activated from practice squad (COVID-19 elevation)
Dec. 27 Reverted to practice squad

Brannon III, John — CB

Jan. 4 Signed to Reserve/Future contract
Aug. 31 Waived

Brinkley, Beau — LS

Dec. 28 Signed to practice squad
Jan. 3 Released from practice squad

Brown, Andrew — DL

Oct. 5 Signed to practice squad
Oct. 13 Released from practice squad
Oct. 14 Signed to practice squad
Nov. 20 Activated from practice squad (standard elevation)
Nov. 22 Reverted to practice squad
Dec. 25 Activated from practice squad (COVID-19 elevation)
Dec. 27 Reverted to practice squad and placed on Practice Squad; COVID-19
Jan. 3 Restored to practice squad from Practice Squad; COVID-19

Bulaga, Bryan — T

Sept. 17 Placed on Reserve/Injured

Campbell, Tevaughn — CB

Feb. 26 Re-signed
Dec. 20 Placed on Reserve/COVID-19
Dec. 27 Activated from Reserve/COVID-19

Christiansen, Cole — LB

Aug. 31 Waived
Sept. 1 Signed to practice squad
Oct. 16 Activated from practice squad (standard elevation)
Oct. 17 Reverted to practice squad
Nov. 13 Activated from practice squad (standard elevation)
Nov. 15 Reverted to practice squad
Dec. 24 Placed on Practice Squad; COVID-19
Dec. 29 Restored to practice squad from Practice Squad; COVID-19
Jan. 1 Activated from practice squad (COVID-19 elevation)
Jan. 3 Reverted to practice squad

Cook, Jared — TE

March 23 Signed
Dec. 31 Placed on Reserve/COVID-19
Jan. 5 Activated from Reserve/COVID-19

Costello, KJ — QB

Aug. 1 Signed
Aug. 17 Waived

Covington, Christian — DL

May 11 Signed
Nov. 17 Placed on Reserve/COVID-19
Nov. 26 Activated from Reserve/COVID-19

Daniel, Chase — QB

March 31 Signed
Dec. 21 Placed on Reserve/COVID-19
Dec. 28 Activated from Reserve/COVID-19

Davis, Michael — CB

March 17 Re-signed
Dec. 27 Placed on Reserve/COVID-19
Dec. 30 Activated from Reserve/COVID-19

DeLuca, Ben — DB

May 14 Signed
Aug. 31 Waived
Sept. 1 Signed to practice squad
Dec. 11 Activated from practice squad (COVID-19 elevation)
Dec. 13 Reverted to practice squad
Dec. 16 Activated from practice squad (COVID-19 elevation)
Dec. 17 Reverted to practice squad
Dec. 25 Activated from practice squad (COVID-19 elevation)
Dec. 27 Reverted to practice squad

Edwards, Lachlan — P

Jan. 4 Signed to Reserve/Future contract

Aug. 16 Released

Egbule, Emeke — OLB

Aug. 31 Waived
Sept. 1 Signed to practice squad
Sept. 25 Activated from practice squad (standard elevation)
Sept. 27 Reverted to practice squad
Dec. 11 Activated from practice squad (COVID-19 elevation)
Dec. 13 Reverted to practice squad
Dec. 25 Activated from practice squad (COVID-19 elevation)
Dec. 27 Reverted to practice squad and placed on Practice Squad; COVID-19
Dec. 30 Restored to practice squad from Practice Squad; COVID-19

Ekeler, Austin — RB

Dec. 22 Placed on Reserve/COVID-19
Dec. 27 Activated from Reserve/COVID-19

Evans, Nate — LB

Aug. 25 Signed
Aug. 30 Waived

Fackrell, Kyle — OLB

March 26 Signed
Dec. 11 Placed on Reserve/Injured
Dec. 29 Designated for return from Reserve/Injured
Jan. 8 Activated from Reserve/Injured; Designated for Return

Facyson, Brandon — CB

March 19 Re-signed
Sept. 1 Waived
Sept. 3 Signed to practice squad
Oct. 5 Contract terminated by player

Fehoko, Breiden — DL

Jan. 4 Signed to Reserve/Future contract
Aug. 31 Waived
Sept. 1 Signed to practice squad
Oct. 4 Activated from practice squad (standard elevation)
Oct. 5 Reverted to practice squad
Oct. 16 Activated from practice squad (standard elevation)
Oct. 17 Reverted to practice squad
Nov. 17 Signed to active roster

Feiler, Matt — G

March 19 Signed

Ffrench, Maurice — WR

Sept. 15 Signed to practice squad
Nov. 6 Activated from practice squad (standard elevation)
Nov. 8 Reverted to practice squad
Nov. 13 Activated from practice squad (standard elevation)
Nov. 15 Reverted to practice squad
Dec. 25 Activated from practice squad (COVID-19 elevation)
Dec. 27 Reverted to practice squad

Fisher, Paddy — LB

Oct. 26 Signed to practice squad
Nov. 2 Released from practice squad

Gaziano, Joe — DL

Aug. 31 Waived
Sept. 1 Signed to practice squad
Sept. 18 Activated from practice squad (standard elevation)
Sept. 20 Reverted to practice squad
Sept. 25 Activated from practice squad (standard elevation)

Sept. 27 Reverted to practice squad

Oct. 1 Signed to active roster

Dec. 21 Placed on Reserve/COVID-19

Dec. 27 Activated from Reserve/COVID-19

Gilliam, Nate — G

Jan. 4 Signed to Reserve/Future contract
Aug. 31 Waived
Sept. 1 Signed to practice squad
Oct. 26 Released from practice squad

Gilman, Alohi — S

Dec. 27 Placed on Reserve/COVID-19
Jan. 1 Activated from Reserve/COVID-19

Goldwire, Jared — DL

May 14 Signed
Aug. 5 Placed on Reserve/Retired

Guyton, Jalen — WR

Dec. 22 Placed on Reserve/COVID-19
Dec. 29 Activated from Reserve/COVID-19

2021 TRANSACTIONS BY PLAYER

Hall, Kemon — CB

May 6 Claimed off Waivers from Dallas
 Sept. 3 Waived
 Sept. 7 Signed
 Dec. 20 Placed on Reserve/COVID-19
 Dec. 29 Activated from Reserve/COVID-19

Hall, Nate — LB

Oct. 13 Signed to practice squad
 Oct. 14 Released from practice squad

Harper, Darius — T

May 14 Signed
 Aug. 30 Waived

Harris Jr., Chris — CB

Dec. 8 Placed on Reserve/COVID-19
 Dec. 11 Activated from Reserve/COVID-19
 Dec. 27 Placed on Reserve/COVID-19
 Jan. 1 Activated from Reserve/COVID-19

Harris, Davontae — CB

Nov. 30 Signed to active roster off San Francisco practice squad
 Dec. 28 Placed on Reserve/COVID-19
 Jan. 1 Activated from Reserve/COVID-19

Henry, Hunter — TE

Jan. 7 Activated from Reserve/COVID-19

Hill Jr., KJ — WR

Oct. 21 Waived
 Oct. 25 Signed to practice squad

Hopkins, Dustin — K

Oct. 27 Signed
 Dec. 28 Placed on Reserve/COVID-19
 Jan. 1 Activated from Reserve/COVID-19

Hunter, Ryan — G

Jan. 4 Signed to Reserve/Future contract
 Aug. 31 Waived
 Sept. 1 Signed to practice squad

Hurst, John — WR

Jan. 4 Signed to Reserve/Future contract
 July 27 Declared Physically Unable to Perform
 Aug. 10 Passed Physical
 Aug. 30 Waived

Jackson, Justin — RB

July 27 Placed on Reserve/COVID-19
 July 29 Activated from Reserve/COVID-19

Jaimes, Brenden — G/T

May 14 Signed

James Jr., Derwin — S

Jan. 7 Activated from Reserve/COVID-19 and remains on Reserve/Injured

Jefferson, Malik — LB

March 12 Waived

Johnson, Tyron — WR

Aug. 31

Jones, Justin — DL

Oct. 4 Placed on Reserve/Injured
 Oct. 25 Designated for return from Reserve/Injured
 Oct. 30 Activated from Reserve/Injured; Designated for Return
 Dec. 24 Placed on Reserve/COVID-19
 Dec. 28 Activated from Reserve/COVID-19

Joseph, Linval — DL

Nov. 22 Placed on Reserve/COVID-19
 Dec. 8 Activated from Reserve/COVID-19 and given exempt status by Commissioner
 Dec. 10 Activated from exempt status

Kampmoyer, Hunter — TE

May 14 Signed
 Aug. 31 Waived
 Sept. 1 Signed to practice squad
 Jan. 1 Activated from practice squad (COVID-19 elevation)
 Jan. 3 Reverted to practice squad

Kelemete, Senio — G

Oct. 12 Signed to active roster off San Francisco practice squad
 Dec. 27 Placed on Reserve/COVID-19
 Dec. 28 Activated from Reserve/COVID-19

Kessman, Alex — K

May 14 Signed
 Aug. 16 Waived

Langan, Ryan — LS

May 14 Signed
 Aug. 24 Waived

Lemonier, Jessie — OLB

Oct. 30 Waived

Linsley, Corey — C

March 19 Signed
 Dec. 20 Placed on Reserve/COVID-19
 Dec. 29 Activated from Reserve/COVID-19

Lloyd, Damon — LB

June 21 Signed
 Aug. 24 Waived/Injured
 Aug. 25 Placed on Reserve/Injured
 Dec. 31 Placed on Reserve/COVID-19
 Jan. 5 Activated from Reserve/COVID-19 and remains on Reserve/Injured

Long, Ty — P

March 17 Re-signed

Marshall, Trey — DB

Sept. 1 Claimed off Waivers from Denver
 Dec. 20 Placed on Reserve/COVID-19
 Dec. 29 Activated from Reserve/COVID-19

Mazza, Cole — LS

Aug. 30 Waived/Injured
 Sept. 1 Placed on Reserve/Injured
 Sept. 8 Waived via injury settlement

McKitty, Tre' — TE

July 27 Signed

Merrill, Forrest — DL

May 14 Signed
 Sept. 1 Waived
 Sept. 3 Signed to practice squad
 Oct. 4 Signed to active roster
 Oct. 30 Waived
 Nov. 3 Signed to practice squad
 Nov. 20 Activated from practice squad (standard elevation)
 Nov. 22 Reverted to practice squad
 Dec. 25 Activated from practice squad (COVID-19 elevation)
 Dec. 27 Reverted to practice squad

Moore Jr., Jason — WR

Jan. 4 Signed to Reserve/Future contract
 Aug. 31 Waived
 Sept. 1 Signed to practice squad
 Dec. 11 Activated from practice squad (standard elevation)
 Dec. 13 Reverted to practice squad
 Dec. 25 Activated from practice squad (COVID-19 elevation)
 Dec. 27 Reverted to practice squad

Murray Jr., Kenneth — LB

Oct. 4 Placed on Reserve/Injured
 Nov. 4 Designated for return from Reserve/Injured
 Nov. 13 Activated from Reserve/Injured; Designated for Return
 Dec. 29 Placed on Reserve/COVID-19
 Jan. 3 Activated from Reserve/COVID-19

Niemann, Nick — LB

May 14 Signed

Norton, Storm — T

Dec. 29 Placed on Reserve/COVID-19
 Jan. 1 Activated from Reserve/COVID-19

Ogbongbemiga, Amen — LB

May 14 Signed

Okoye, Chris — DL

Aug. 7 Signed
 Aug. 24 Waived/Injured
 Aug. 25 Placed on Reserve/Injured
 Sept. 2 Waived via injury settlement

Overton, Matt — LS

Aug. 16 Signed
 Dec. 28 Placed on Reserve/COVID-19
 Jan. 1 Activated from Reserve/COVID-19

Palmer, Joshua — WR

July 23 Signed

Parham Jr., Donald — TE

Dec. 25 Placed on Reserve/Injured

Pipkins III, Trey — T

Dec. 28 Placed on Reserve/COVID-19
 Jan. 1 Activated from Reserve/COVID-19

Proehl, Austin — WR

May 18 Claimed off Waivers from San Francisco
 Aug. 24 Waived
 Sept. 2 Signed to practice squad
 Aug. 26 Released from practice squad

Quessenberry, Scott — C/G

Dec. 9 Placed on Reserve/COVID-19
 Dec. 16 Activated from Reserve/COVID-19

Reed, Joe — WR

Aug. 31 Waived
 Sept. 1 Signed to practice squad
 Sept. 15 Placed on Practice Squad; Injured

Reid, Caraun — DL

Nov. 17 Signed to practice squad

Roberts, Andre — WR

Oct. 21 Signed
 Dec. 20 Placed on Reserve/COVID-19
 Dec. 28 Activated from Reserve/COVID-19

Rountree III, Larry — RB

May 14 Signed

Rumph II, Chris — OLB

May 18 Signed
 Dec. 20 Placed on Reserve/COVID-19
 Dec. 28 Activated from Reserve/COVID-19

Sails, KJ — CB

Aug. 7 Signed
 Aug. 30 Waived

Samuel Jr., Asante — CB

May 14 Signed

Sarell, Foster — T

Oct. 14 Signed to practice squad

Schofield III, Michael — G/T

Sept. 17 Signed

2021 TRANSACTIONS BY PLAYER

Seybert, Matt — TE

June 21 Signed
 Aug. 17 Waived
 Aug. 21 Signed
 Aug. 24 Waived

Slater, Rashawn — T

July 27 Signed
 Dec. 13 Placed on Reserve/COVID-19
 Dec. 20 Activated from Reserve/COVID-19

Smith, Ryan — CB

March 31 Signed
 Aug. 20 Placed on Reserve/COVID-19
 Sept. 3 Activated from Reserve/COVID-19
 Sept. 7 Placed on Reserve/Injured
 Sept. 29 Designated for return from Reserve/
 Injured
 Oct. 9 Activated from Reserve/Injured;
 Designated for Return
 Nov. 13 Placed on Reserve/Injured

Smith Jr., Frederick — DL

Jan. 4 Signed to Reserve/Future contract
 Aug. 25 Waived

Sokol, Matt — TE

Aug. 30 Waived

Spalding, Kyle — T

May 14 Signed
 Aug. 24 Waived

St. Louis, Tyree — G/T

March 18 Re-signed
 Aug. 30 Waived/Injured
 Sept. 1 Placed on Reserve/Injured
 Sept. 2 Waived via injury settlement

Thomas, Kiondre — CB

Sept. 6 Signed to practice squad
 Nov. 6 Activated from practice squad
 (standard elevation)
 Nov. 8 Reverted to practice squad
 Nov. 13 Activated from practice squad
 (COVID-19 elevation)
 Nov. 15 Reverted to practice squad
 Nov. 20 Activated from practice squad
 (COVID-19 elevation)
 Nov. 22 Reverted to practice squad
 Nov. 27 Activated from practice squad
 (COVID-19 elevation)
 Nov. 29 Reverted to practice squad

Tillery, Jerry — DL

Nov. 16 Placed on Reserve/COVID-19
 Nov. 25 Activated from Reserve/COVID-19

Tranquill, Drue — LB

Nov. 11 Placed on Reserve/COVID-19
 Nov. 20 Activated from Reserve/COVID-19

Turner, Trai — G

March 12 Released

Vaughn, Donte — CB

Jan. 4 Signed to Reserve/Future contract
 Aug. 30 Waived

Vizcaino, Tristan — K

March 5 Signed
 Oct. 27 Waived
 Oct. 29 Signed to practice squad
 Dec. 23 Placed on Practice Squad; COVID-19
 Dec. 29 Restored to practice squad from
 Practice Squad; COVID-19

Watson, Josh — LB

Oct. 5 Signed to practice squad
 Oct. 25 Released from practice squad

Webb Jr., Mark — DB

May 14 Signed
 Nov. 26 Placed on Reserve/Injured
 Dec. 29 Designated for return from Reserve/
 Injured

Williams, Mike — WR

Dec. 8 Placed on Reserve/COVID-19
 Dec. 11 Activated from Reserve/COVID-19
 Dec. 25 Placed on Reserve/COVID-19
 Dec. 30 Activated from Reserve/COVID-19

Yarbary, Willie — DL

June 21 Signed
 Aug. 30 Waived

MEDIA INFORMATION



GAME-DAY MEDIA PARKING: Media attending Chargers home games have been assigned reserved areas to park at SoFi Stadium. Media will park in Lot E of SoFi Stadium. All parking will be distributed electronically. As a reminder, parking is limited and is being provided as a courtesy.

MEDIA ENTRANCE: All credentialed media must enter through southeast media gate between entries 10 & 11 near Media Will Call and are subject to search procedures. Please be prepared to open all cases and bags for inspection by SoFi Stadium security personnel. All items will be inspected and tagged for security purposes. Please make sure bags are identifiable and limit carry-in items to only what is necessary. Please remove any security tags from prior games.

PRESS WILL CALL
Press Will Call is located at the southeast media gate between entries 10 & 11.

PRESS BOX
Media can access the press box by entering SoFi Stadium through the southeast media gate. Once on the concourse, turn left and walk along the concourse around the South end zone until reaching elevators in the southwest corner of the stadium. Take the elevators up to level 7 to access the press box.

CHARGERS MEDIA SITE
[Chargers.com/media](https://chargers.com/media) is available to assist media with coverage leading up to each game of the 2021 season. The media site contains digital copies of all press materials. Credential requests on the site must be submitted by the sports director, sports editor or photo editor to be considered.

CHARGERS GAME RELEASE
Stats and notes in Los Angeles Chargers Game Releases are found utilizing a variety of sources, including STATS LLC, Sportradar, Stathead and the Elias Sports Bureau.

LOS ANGELES CHARGERS COMMUNICATIONS CONTACTS

NAME	TITLE	DESK PHONE	EMAIL
Josh Rupprecht	Senior Vice President, Communications & External Affairs	657.356.2190	Josh.Rupprecht@chargers.nfl.com
Jennifer Rojas	Director, Corporate Communications & Alumni Affairs	657.356.2162	Jennifer.Rojas@chargers.nfl.com
Jamaal LaFrance	Senior Manager, Communications	657.356.2063	Jamaal.LaFrance@chargers.nfl.com
Brock Anderson	Manager, Football Communications	657.356.2082	Brock.Anderson@chargers.nfl.com
Lauren Meyer	Manager, Corporate Communications & Alumni Affairs	657.356.2161	Lauren.Meyer@chargers.nfl.com
Danny Markino	Coordinator, Football Communications	657.356.2068	Danny.Markino@chargers.nfl.com



SUPPLEMENTAL
STATS

ALL-TIME SERIES HISTORY

Franchise	REGULAR SEASON						POSTSEASON					PRESEASON		
	W	L	T	Pct.	PF	PA	W	L	Pct.	PF	PA	W	L	T
Arizona Cardinals ¹	10	4	0	.714	367	277	0	0	—			14	11	0
Atlanta Falcons	3	8	0	.273	150	230	0	0	—			4	2	0
Baltimore Ravens	5	8	0	.385	242	287	1	0	1.000	23	17	0	0	0
Buffalo Bills	24	11	2	.686	916	636	1	2	.333	27	57	0	1	0
Carolina Panthers	1	6	0	.143	109	168	0	0	—			0	0	0
Chicago Bears	6	7	0	.462	249	220	0	0	—			4	3	0
Cincinnati Bengals	22	14	0	.611	871	778	1	1	.500	34	37	0	0	0
Cleveland Browns ²	18	9	1	.661	697	554	0	0	—			1	0	1
Dallas Cowboys	5	7	0	.417	278	276	0	0	—			9	7	0
Denver Broncos	54	69	1	.439	2,669	2,634	0	1	.000	17	24	5	2	0
Detroit Lions	7	5	0	.583	254	263	0	0	—			0	1	0
Green Bay Packers	2	10	0	.167	212	353	0	0	—			2	1	1
Houston Texans	5	3	0	.625	213	168	0	0	—			1	0	0
Indianapolis Colts ³	17	10	0	.630	646	473	2	1	.667	71	76	2	2	0
Jacksonville Jaguars	9	3	0	.750	375	217	0	0	—			0	0	0
Kansas City Chiefs ⁴	57	65	1	.467	2,489	2,709	1	0	1.000	17	0	5	2	0
Las Vegas Raiders ⁵	56	66	2	.459	2,712	2,720	0	1	.000	27	34	7	7	0
Los Angeles Rams ⁶	5	7	0	.417	313	325	0	0	—			20	18	0
Miami Dolphins	14	17	0	.452	696	685	2	2	.500	76	-124	3	1	0
Minnesota Vikings	6	8	0	.429	330	345	0	0	—			3	11	1
New England Patriots ⁷	14	24	2	.368	771	976	1	3	.250	112	96	5	2	0
New Orleans Saints	7	6	0	.538	350	264	0	0	—			4	5	0
New York Giants	8	5	0	.615	356	302	0	0	—			5	3	0
New York Jets ⁸	23	12	1	.657	1,030	733	0	2	.000	31	37	4	2	1
Philadelphia Eagles	8	5	0	.615	262	266	0	0	—			3	1	0
Pittsburgh Steelers	9	23	0	.281	616	834	2	1	.667	72	76	1	2	0
San Francisco 49ers	8	6	0	.571	323	374	0	1	.000	26	49	22	27	0
Seattle Seahawks	25	26	0	.490	1,067	1,066	0	0	—			5	13	0
Tampa Bay Buccaneers	8	4	0	.667	331	250	0	0	—			0	0	0
Tennessee Titans ⁹	27	15	1	.643	1,108	944	1	3	.250	50	57	7	3	0
Washington Football Team ¹⁰	5	7	0	.417	259	284	0	0	—			1	0	0
ALL-TIME TOTALS	468	470	11	.499	21,261	20,611	12	18	.400	583	684	137	127	4

Note: Prior to 1972, tie games were not included in winning percentage.

1—Known as St. Louis Cardinals (1960-87) and Phoenix Cardinals (1988-93)

2—Did not play from 1996-98 after relocation to Baltimore, but rejoined as an expansion franchise in 1999

3—Known as Baltimore Colts (1960-83)

4—Known as Dallas Texans (1960-62)

5—Known as Los Angeles Rams (1960-94 and 2016-present) and St. Louis Rams (1995-2015)

6—Known as Boston Patriots (1960-70)

7—Known as Titans of New York (1960-62)

8—Known as Oakland Raiders (1960-81 and 1995-2019) and Los Angeles Raiders (1982-94)

9—Known as Houston Oilers (1960-96) and Tennessee Oilers (1997-98)

10—Known as Washington Redskins (1960-2019)

CHARGERS RECORD WHEN . . .

	-- 2021 Season --			-- 2017-Present --			-- 2000-Present --		
	Home	Road	Overall	Home	Road	Overall	Home	Road	Overall
Overall	5-4	4-4	9-8	21-20	21-19	42-39	100-77	78-98	178-175
On Grass	0-0	3-3	3-3	12-12	14-14	26-26	91-69	56-69	147-138
On Artificial Surfaces	5-4	1-1	6-5	9-8	7-5	16-13	9-8	22-29	31-37
In Indoor Stadiums	0-0	0-2	0-2	0-0	2-4	2-4	0-0	8-13	8-13
In Open-Air Stadiums	5-4	4-2	9-6	21-20	19-15	40-35	100-77	70-85	170-162
When Winning the Coin Toss	2-2	1-2	3-4	12-11	9-8	21-19	58-33	39-46	97-79
When Losing the Coin Toss	3-2	3-2	6-4	10-9	12-11	22-20	43-43	39-52	82-95
When Receiving the Opening Kick	3-2	3-2	6-4	11-13	12-12	23-25	52-40	36-51	88-91
vs. Division Opponents*	2-1	1-2	3-3	6-9	7-8	13-17	36-32	28-40	64-72
vs. AFC (since 1970 NFL-AFL merger)	4-2	2-4	6-6	15-15	15-15	30-30	74-58	59-73	133-131
vs. NFC (since 1970 NFL-AFL merger)	1-2	2-0	3-2	6-5	6-4	12-9	26-19	19-25	45-44
In August/September**	0-1	2-0	2-1	2-7	5-3	7-10	20-18	16-21	36-39
In October	2-1	0-1	2-2	6-4	4-5	10-9	25-15	16-30	41-45
In November	1-1	1-1	2-2	5-4	4-6	9-10	23-20	18-24	41-44
In December	1-1	1-1	2-2	7-5	7-4	14-9	29-23	25-21	54-44
In January	1-0	0-1	1-1	1-0	1-1	2-1	3-1	3-2	6-3
During Day Games	3-3	4-3	7-6	19-16	18-14	37-30	82-61	65-84	147-145
During Night Games	2-1	0-1	2-2	2-4	3-5	5-9	18-16	13-14	31-30
Outdoor Games with a Temperature < 40° F	0-0	0-0	0-0	0-0	2-1	2-1	0-0	13-12	13-12
Outdoor Games with a Temperature > 80° F	0-1	2-0	2-1	2-5	5-1	7-6	11-12	7-5	17-16
On Thursday	0-1	0-0	0-1	0-1	3-1	3-2	4-2	4-3	8-5
On Friday	0-0	0-0	0-0	0-0	0-0	0-0	0-0	1-0	1-0
On Saturday	0-0	0-0	0-0	0-1	0-1	0-2	0-3	1-4	1-7
On Sunday/Early Games (Before 3 p.m. ET)	0-0	3-2	3-2	1-0	9-8	10-8	1-0	39-47	40-47
On Sunday/Late Afternoon Games (3-6 p.m. ET)	3-3	1-1	4-4	18-16	8-6	26-22	81-60	26-34	107-94
On Sunday/Night Games (After 6 p.m. ET)	1-0	0-1	1-1	1-1	1-1	2-2	9-5	3-5	12-10
On Monday	1-0	0-0	1-0	1-1	0-2	1-3	5-7	4-5	9-12
When Scoring First	3-1	4-1	7-2	15-5	12-4	27-9	74-31	45-27	119-58
When Opponent Scores First	2-3	0-3	2-6	6-15	9-15	15-30	26-46	33-71	59-117
In Overtime Games	0-1	0-1	0-2	1-2	1-3	2-5	4-6	6-12	10-17
When Leading after First Quarter	4-0	3-0	7-0	15-4	8-4	23-8	71-20	35-21	106-41
When Leading at Halftime	4-2	3-0	7-2	18-7	15-5	33-12	77-24	53-26	130-50
When Leading after Third Quarter	4-2	1-0	5-2	19-5	13-4	32-9	86-19	51-25	137-44
When Trailing after First Quarter	0-2	0-4	0-6	2-14	7-14	9-28	12-45	24-53	36-98
When Trailing at Halftime	1-2	1-4	2-6	1-13	6-13	7-26	13-47	21-67	34-114
When Trailing after Third Quarter	1-1	3-4	4-5	1-14	8-13	9-27	10-56	21-67	31-123
When Tied at Halftime	0-0	0-0	0-0	1-0	0-1	1-1	9-6	4-6	13-12
When Tied after the Third Quarter	0-1	0-0	0-1	1-1	0-2	1-3	4-2	6-6	10-8
When Chargers had 100-yard Rusher	1-0	0-0	1-0	2-0	4-2	6-2	33-4	32-10	65-14
When Chargers had 100-yard Receiver	2-1	4-1	6-2	11-10	10-4	21-14	41-25	30-28	71-53
When Chargers had 300-yard Passer	2-1	3-3	5-4	10-12	9-5	19-17	28-23	25-26	53-50
When Opponent had 100-yard Rusher	1-1	1-2	2-3	6-5	3-6	9-11	8-17	13-28	21-45
When Opponent had 100-yard Receiver	2-2	3-0	5-2	6-4	5-4	11-8	30-25	18-36	48-61
When Opponent had 300-yard Passer	1-1	1-0	2-1	1-3	1-5	2-8	20-13	8-30	28-43
With a Positive Turnover Margin	3-0	2-1	5-1	13-0	15-4	28-4	64-9	50-18	114-27
With a Negative Turnover Margin	2-2	1-3	3-5	3-14	2-10	5-24	16-51	16-60	32-111
With an Even Turnover Margin	0-2	1-0	1-2	5-6	4-5	9-11	18-17	12-20	30-37
With a +3 or higher Turnover Margin	0-0	1-0	1-0	2-0	2-0	4-0	14-1	13-1	27-2
With a +2 Turnover Margin	1-0	0-0	1-0	6-0	3-1	9-1	29-2	13-5	42-7
With a +1 Turnover Margin	2-0	1-1	3-1	5-0	10-3	15-3	21-7	24-12	45-19
With a -1 Turnover Margin	2-2	1-1	3-3	2-5	1-6	3-11	13-20	10-27	23-47
With a -2 Turnover Margin	0-0	0-1	0-1	1-5	1-1	2-6	3-14	5-16	8-30
With a -3 or lower Turnover Margin	0-0	0-1	0-1	0-4	0-3	0-7	2-16	1-17	3-33
When Recording 0 Takeaways	2-0	1-2	3-2	5-9	3-5	8-14	11-27	10-32	21-58
When Recording 1 Takeaway	2-3	1-1	3-4	7-9	7-8	14-17	32-30	28-35	60-65
When Recording 2-plus Takeaways	1-1	2-1	3-2	9-2	11-6	20-8	57-20	40-31	97-51
When Recording 0 Giveaways	3-0	2-0	5-0	13-2	12-1	25-3	40-7	38-7	78-14
When Recording 1 Giveaway	2-1	0-1	2-2	7-5	5-6	12-11	35-16	18-28	53-44
When Recording 2-plus Giveaways	0-3	2-3	2-6	1-13	4-12	5-25	24-55	24-61	47-117
When Recording 0 Interceptions	3-2	2-2	5-4	8-13	6-6	14-19	26-43	20-46	46-89
When Recording 1 Interception	2-2	0-1	2-3	9-6	9-10	18-16	36-25	34-41	70-66
When Recording 2-plus Interceptions	0-0	2-1	2-1	4-0	6-3	10-3	38-8	24-11	62-19
When Throwing 0 Interceptions	4-0	2-0	6-0	15-5	13-3	28-8	56-16	47-22	103-38
When Throwing 1 Interception	1-2	2-2	3-4	6-5	6-10	12-15	31-27	22-41	53-68
When Throwing 2-plus Interceptions	0-2	0-2	0-4	0-10	2-6	2-16	13-34	9-35	22-69
When Recovering 0 Fumbles	3-1	1-4	4-5	13-13	11-15	24-28	46-47	39-63	85-110
When Recovering 1 Fumble	2-3	1-0	3-3	7-7	6-4	13-11	46-25	27-28	73-53
When Recovering 2-plus Fumbles	0-0	2-0	2-0	1-0	4-0	5-0	8-5	12-7	20-13
When Losing 0 Fumbles	4-3	2-2	6-5	17-10	17-10	34-20	61-38	56-39	117-77
When Losing 1 Fumble	1-1	1-2	2-3	4-8	2-8	6-16	32-26	16-40	48-66
When Losing 2-plus Fumbles	0-0	1-0	1-0	0-2	2-1	2-3	6-14	6-19	12-33

Note: Home and Road indicate status as home or road team even in neutral site and international games.

*All games against divisional opponents from AFL West and AFC West (with exception of 1982 strike-shortened year): Cincinnati Bengals (1968-69), Dallas Texans (1960-62), Denver Broncos (1960-present), Kansas City Chiefs (1963-present), Los Angeles Raiders (1982-94), Oakland Raiders (1960-81 and 1995-present), Seattle Seahawks (1977-2001) and Tampa Bay Buccaneers (1976).

**Had one August regular-season game in team history, a 41-7 road loss to the New England Patriots on Aug. 31, 1997.

THE LAST TIME . . .

Regular season in regular font | Postseason in italics

RUSHING

200 Yards Rushing, Individual

CHARGERS — LaDainian Tomlinson, Dec. 28, 2003 vs. Oakland (243 yards)
OPPONENT — Adrian Peterson, Nov. 4, 2007 at Minnesota (296 yards)
CHARGERS — *Keith Lincoln, AFL Championship, Jan. 5, 1964 vs. Boston (206 yards)*
OPPONENT — *Never*

100 Yards Rushing, Individual

CHARGERS — **Austin Ekeler, Oct. 4, 2021 vs. Las Vegas (117 yards)**
OPPONENT — **Josh Jacobs, Jan. 9, 2022 at Las Vegas (132 yards)**
CHARGERS — *Darren Sproles, AFC Wild Card, Jan. 3, 2009 vs. Indianapolis (105 yards)*
OPPONENT — *Sony Michel, AFC Divisional, Jan. 13, 2019 at New England (129 yards)*

100 Yards Rushing, One Half, Individual

CHARGERS — Melvin Gordon, Oct. 29, 2017 at New England (113 yards in first half)
OPPONENT — **Josh Jacobs, Jan. 9, 2022 at Las Vegas (112 yards in second half and overtime)**
CHARGERS — *Keith Lincoln, AFL Championship, Jan. 5, 1964 vs. Boston (176 yards in first half)*
OPPONENT — *Sony Michel, AFC Divisional, Jan. 13, 2019 at New England (105 yards in first half)*

Two 100-Yard Rushers

CHARGERS — Darren Sproles (122 yards) and LaDainian Tomlinson (116 yards) Dec. 16, 2007, vs. Detroit
OPPONENT — Frank Gore (158 yards) and Colin Kaepernick (151 yards), Dec. 20, 2014 at San Francisco
CHARGERS — *Never*
OPPONENT — *Never*

Four Touchdowns Rushing, Individual

CHARGERS — LaDainian Tomlinson, Oct. 14, 2007 vs. Oak. (3, 27, 13, 41 yards)
OPPONENT — *Never*
CHARGERS — *Never*
OPPONENT — *Never*

Three Touchdowns Rushing, Individual

CHARGERS — Melvin Gordon, Oct. 15, 2018, at Cleveland (4, 10, 11 yards)
OPPONENT — Darrel Young, Nov. 3, 2013 at Washington (1, 1, 4 yards)
CHARGERS — *Never*
OPPONENT — *Sony Michel, AFC Divisional, Jan. 13, 2019 at New England (1, 14, 5 yards)*

Two Touchdowns Rushing, Individual

CHARGERS — **Justin Jaskcon, Dec. 26, 2021 at Houston (17, 9 yards)**
OPPONENT — **Rex Burkhead, Dec. 26, 2021 at Houston (25, 1 yards)**
CHARGERS — *Darren Sproles, AFC Wild Card, Jan. 3, 2009 vs. Indianapolis (9, 22 yards)*
OPPONENT — *Sony Michel, AFC Divisional, Jan. 13, 2019 at New England (1, 14, 5 yards)*

PASSING

500 Yards Passing, Individual

CHARGERS — Philip Rivers, Oct. 18, 2015 at Green Bay (503 yards)
OPPONENT — *Never*
CHARGERS — *Never*
OPPONENT — *Never*

400 Yards Passing, Individual

CHARGERS — Philip Rivers, Nov. 18, 2018 vs. Denver (401 yards)
OPPONENT — **Patrick Mahomes, Dec. 16, 2021 vs. Kansas City (410 yards)**
CHARGERS — *Dan Fouts, AFC Divisional, Jan. 2, 1982 at Miami (433 yards)*
OPPONENT — *Peyton Manning, AFC Divisional, Jan. 13, 2008 at Indianapolis (402 yards)*

300 Yards Passing, Individual

CHARGERS — **Justin Herbert, Jan. 9, 2022 at Las Vegas (383 yards)**
OPPONENT — **Patrick Mahomes, Dec. 16, 2021 vs. Kansas City (410 yards)**
CHARGERS — *Philip Rivers, AFC Divisional, Jan. 13, 2019 at New England (331 yards)*
OPPONENT — *Tom Brady, AFC Divisional, Jan. 13, 2019 at New England (343 yards)*

Six Touchdown Passes, Individual

CHARGERS — Dan Fouts, Nov. 22, 1981 at Oakland (12, 15, 29, 4, 5, 6 yards)
OPPONENT — *Never*
CHARGERS — *Never*
OPPONENT — *Never*

Five Touchdown Passes, Individual

CHARGERS — Drew Brees, Oct. 31, 2004 vs. Oakland (17, 13, 23, 5, 1 yards)
OPPONENT — Tom Brady, Oct. 4, 2020 at Tampa Bay (3, 6, 28, 19, 9 yards)
CHARGERS — *Never*
OPPONENT — *Never*

Four Touchdown Passes, Individual

CHARGERS — **Justin Herbert, Oct. 4, 2021 vs. Cleveland (22, 72, 42, 19 yards)**
OPPONENT — Tom Brady, Oct. 4, 2020 at Tampa Bay (3, 6, 28, 19, 9 yards)
CHARGERS — *Never*
OPPONENT — *Don Strock, AFC Divisional, Jan. 2, 1982 at Miami (1, 40, 15, 50 yards)*

Three Touchdown Passes, Individual

CHARGERS — **Justin Herbert, Jan. 9, 2022 at Las Vegas (14, 23, 12 yards)**
OPPONENT — **Patrick Mahomes, Dec. 16, 2021 vs. Kansas City (1, 7, 34 yards)**
CHARGERS — *Philip Rivers, AFC Divisional, Jan. 13, 2019 at New England (43, 1, 8 yards)*
OPPONENT — *Peyton Manning, AFC Divisional, Jan. 13, 2008 at Indianapolis (25, 9, 55 yards)*

Six Interceptions Thrown, Individual

CHARGERS — Ed Luther, Oct. 31, 1983 vs. Washington
OPPONENT — Peyton Manning, Nov. 11, 2007 vs. Indianapolis
CHARGERS — *Never*
OPPONENT — *Never*

Five Interceptions Thrown, Individual

CHARGERS — Craig Whelihan, Dec. 13, 1998 at Seattle
OPPONENT — Nathan Peterman, Nov. 19, 2017 vs. Buffalo
CHARGERS — *Dan Fouts, AFC Second Round, Jan. 16, 1983 at Miami*
OPPONENT — *George Blanda, AFL Championship, Dec. 24, 1961 vs. Houston Oilers*

Four Interceptions Thrown, Individual

CHARGERS — Philip Rivers, Nov. 18, 2019 vs. Kansas City in Mexico City, Mexico
OPPONENT — Nathan Peterman, Nov. 19, 2017 vs. Buffalo
CHARGERS — *Stan Humphries, AFC Wild Card, Dec. 31, 1995 vs. Indianapolis*
OPPONENT — *George Blanda, AFL Championship, Dec. 24, 1961 vs. Houston Oilers*

RECEIVING

10 or More Receptions, Individual

- CHARGERS** — Keenan Allen, Nov. 7, 2021 at Philadelphia (12 receptions)
OPPONENT — Tyreek Hill, Dec. 16, 2021 vs. Kansas City (12 receptions)
CHARGERS — Ronnie Harmon, AFC Wild Card, Dec. 31, 1995 vs. Indianapolis (10 receptions)
OPPONENT — James White, AFC Divisional, Jan. 13, 2019 at New England (15 receptions)

200 Yards Receiving, Individual

- CHARGERS** — Malcom Floyd, Oct. 10, 2010 at Oakland (213 yards)
OPPONENT — Chad Johnson, Nov. 12, 2006 at Cincinnati (260 yards)
CHARGERS — Never
OPPONENT — Never

100 Yards Receiving, Individual

- CHARGERS** — Mike Williams, Jan. 9, 2022 at Las Vegas (119 yards)
OPPONENT — Travis Kelce, Dec. 16, 2021 vs. Kansas City (191 yards)
CHARGERS — Keenan Allen, AFC Divisional, Jan. 12, 2014 at Denver (142 yards)
OPPONENT — Julian Edelman, AFC Divisional, Jan. 13, 2019 at New England (151 yards)

100 Yards Receiving, One Half, Individual

- CHARGERS** — Mike Williams, Jan. 9, 2022 at Las Vegas (111 yards in second half and overtime)
OPPONENT — Travis Kelce, Dec. 16, 2021 vs. Kansas City (161 yards in second half and overtime)
CHARGERS — Keenan Allen, AFC Divisional, Jan. 12, 2014 at Denver (142 yards in second half)
OPPONENT — Julian Edelman, AFC Divisional, Jan. 13, 2019 at New England (107 yards in first half)

Two 100-Yard Receivers

- CHARGERS** — Keenan Allen (108 yards) and Melvin Gordon (102 yards), Sept. 9, 2018 vs. Kansas City
OPPONENT — Travis Kelce (191 yards) and Tyreek Hill (148 yards), Dec. 16, 2021 vs. Kansas City
CHARGERS — Chris Chambers (133 yards) and Vincent Jackson (114 yards), AFC Wild Card, Jan. 6, 2008
OPPONENT — Tony Nathan (114 yards) and Duriel Harris (106 yards), AFC Divisional, Jan. 2, 1982

Five Touchdown Receptions, Individual

- CHARGERS** — Kellen Winslow, Nov. 22, 1981 at Oakland (15, 29, 4, 5, 3 yards)
OPPONENT — Never
CHARGERS — Never
OPPONENT — Never

Four Touchdown Receptions, Individual

- CHARGERS** — Kellen Winslow, Nov. 22, 1981 at Oakland (15, 29, 4, 5, 3 yards)
OPPONENT — Daryl Turner, Sept. 15, 1985 vs. Seattle (34, 15, 30, 7 yards)
CHARGERS — Never
OPPONENT — Never

Three Touchdown Receptions, Individual

- CHARGERS** — Danny Woodhead, Dec. 20, 2015 vs. Miami (20, 9, 9 yards)
OPPONENT — Emmanuel Sanders, Oct. 23, 2014 at Denver (2, 31, 3 yards)
CHARGERS — Never
OPPONENT — Jerry Rice, Super Bowl XXIX at Joe Robbie Stadium, Jan. 29, 1995 vs. San Francisco (44, 15, 7 yards)

Two Touchdown Receptions, Individual

- CHARGERS** — Keenan Allen, Dec. 5, 2021 at Cincinnati (4, 7 yards)
OPPONENT — Hunter Renfrow, Jan. 2, 2022 at Las Vegas (12, 2 yards)
CHARGERS — Keenan Allen, AFC Divisional, Jan. 12, 2014 at Denver (16, 16 yards)
OPPONENT — Michael Crabtree, AFC Wild Card, Jan. 6, 2019 at Baltimore (31, 7 yards)

COMBINATION

100 Yards Rushing and Receiving, Individual

- CHARGERS** — Austin Ekeler, Dec. 8, 2019 at Jacksonville (101 yards rushing, 112 yards receiving)
OPPONENT — Essex Johnson, Sept. 30, 1973 vs. Cincinnati (121 yards rushing, 116 yards receiving)
CHARGERS — Keith Lincoln, AFC Championship, Jan. 5, 1964 vs. Boston (206 yards rushing, 123 yards receiving)
OPPONENT — Never

300-Yard Passer, 100-Yard Rusher and 100-Yard Receiver

- CHARGERS** — Philip Rivers (314 yards passing), Austin Ekeler (101 yards rushing), Austin Ekeler (112 yards receiving), Dec. 8, 2019 at Jacksonville
OPPONENT — Baker Mayfield (305 yards passing), Nick Chubb (161 yards rushing), David Njoku (149 yards receiving), Oct. 10, 2021 vs. Cleveland
CHARGERS — Dan Fouts (333 yards passing), Chuck Muncie (126 yards rushing), Wes Chandler (124 yards receiving), Kellen Winslow (102 yards receiving), AFC Wild Card, Jan. 9, 1983 at Pittsburgh
OPPONENT — Tom Brady (343 yards passing), Sony Michel (129 yards rushing), Julian Edelman (151 yards receiving), AFC Divisional, Jan. 13, 2019 at New England

INTERCEPTIONS

Four Interceptions, Individual

- CHARGERS** — Never
OPPONENT — Kwamie Lassiter, Dec. 27, 1998 at Arizona (4 interceptions)
CHARGERS — Never
OPPONENT — Vernon Perry, AFC Divisional, Dec. 29, 1979 vs. Houston Oilers (4 interceptions)

Three Interceptions, Individual

- CHARGERS** — Antonio Cromartie, Nov. 11, 2007 vs. Indianapolis (3 interceptions)
OPPONENT — Kwamie Lassiter, Dec. 27, 1998 at Arizona (4 interceptions)
CHARGERS — Never
OPPONENT — Vernon Perry, AFC Divisional, Dec. 29, 1979 vs. Houston Oilers (4 interceptions)

Two Interceptions, Individual

- CHARGERS** — Kyzir White, Oct. 17, 2021 at Baltimore (2 interceptions)
OPPONENT — Patrick Surtain II, Nov. 28, 2021 at Denver (2 interceptions)
CHARGERS — Glen Edwards, AFC Divisional, Jan. 3, 1981 vs. Buffalo (2 interceptions)
OPPONENT — Jason Belser, AFC Wild Card, Dec. 31, 1995 vs. Indianapolis (2 interceptions)

Interception Returned for Touchdown

- CHARGERS** — Tevaughn Campbell, Nov. 22, 2020 vs. New York Jets (6 yards of Joe Flacco)
OPPONENT — Tavierre Thomas, Dec. 26, 2021 at Houston (48 yards of Justin Herbert)
CHARGERS — Never
OPPONENT — Never

SACKS

Five Sacks, Individual

CHARGERS — Leslie O'Neal, Nov. 16, 1986 vs. Dallas (5.0 sacks)
OPPONENT — Never
CHARGERS — Never
OPPONENT — Never

Four-and-One-Half Sacks, Individual

CHARGERS — Leslie O'Neal, Nov. 16, 1986, vs. Dallas (5.0 sacks)
OPPONENT — Hugh Douglas, Oct. 18, 1998 vs. Philadelphia (4.5 sacks)
CHARGERS — Never
OPPONENT — Never

Four Sacks, Individual

CHARGERS — Antwan Barnes, Dec. 18, 2011 vs. Baltimore (4.0 sacks)
OPPONENT — Justin Houston, Dec. 28, 2014 at Kansas City (4.0 sacks)
CHARGERS — Never
OPPONENT — Never

Three-and-One-Half Sacks, Individual

CHARGERS — Kendall Reyes, Dec. 23, 2012 at New York Jets (3.5 sacks)
OPPONENT — Justin Houston, Dec. 28, 2014 at Kansas City (3.5 sacks)
CHARGERS — Never
OPPONENT — Never

Three Sacks, Individual

CHARGERS — Joey Bosa, Nov. 29, 2020 at Buffalo (3.0 sacks)
OPPONENT — Dee Ford, Dec. 13, 2015 at Kansas City (3.0 sacks)
CHARGERS — Never
OPPONENT — Never

Two-and-One-Half Sacks, Individual

CHARGERS — Joey Bosa, Nov. 29, 2020 at Buffalo (3.0 sacks)
OPPONENT — Clelin Ferrell, Nov. 7, 2019 at Oakland (2.5 sacks)
CHARGERS — Burt Grossman, AFC Wild Card,
Jan. 2, 1993 vs. Kansas City (2.5 sacks)
OPPONENT — Never

Two Sacks, Individual

CHARGERS — Uchenna Nwosu, Dec. 5, 2021 at Cincinnati (2.0 sacks)
OPPONENT — Maxx Crosby, Jan. 9, 2022 at Las Vegas (2.0 sacks)
CHARGERS — Melvin Ingram, AFC Wild Card,
Jan. 6, 2019 at Baltimore (2.0 sacks)
OPPONENT — Shaun Phillips, AFC Divisional,
Jan. 12, 2014 at Denver (2.0 sacks)

TOUCHDOWNS

Five Touchdowns, Individual

CHARGERS — Kellen Winslow, Nov. 22, 1981 at Oakland
(15-, 29-, 4-, 5-, 3-yard receptions)
OPPONENT — Never
CHARGERS — Never
OPPONENT — Never

Four Touchdowns, Individual

CHARGERS — Austin Ekeler, Nov. 21, 2021 vs. Pittsburgh
(10-, 17-yard receptions; 6, 5-yard runs)
OPPONENT — Harvey Williams, Nov. 16, 1997, vs. Oakland
(8-, 32-yard receptions; 1-, 1-yard runs)
CHARGERS — Never
OPPONENT — Never

Three Touchdowns, Individual

CHARGERS — Austin Ekeler, Nov. 21, 2021 vs. Pittsburgh
(10-, 17-yard receptions; 6, 5-yard runs)
OPPONENT — Tyreek Hill, Sept. 9, 2018, vs. Kansas City
(58-, 1-yard receptions; 91-yard punt return)
CHARGERS — Never
OPPONENT — Sony Michel, AFC Divisional,
Jan. 13, 2019 at New England (1-, 14-, 5-yard runs)

FIELD GOALS AND PATS

Six Field Goals Made, Individual

CHARGERS — Greg Davis, Oct. 5, 1997 at Oakland
(30, 22, 38, 43, 33, 33 yards)
OPPONENT — Phil Dawson, Nov. 5, 2006 vs. Cleveland
(37, 20, 42, 30, 36, 35 yards)
CHARGERS — Never
OPPONENT — Never

Five Field Goals Made, Individual

CHARGERS — Nate Kaeding, Sept. 10, 2012 at Oakland
(23, 28, 19, 41, 45 yards)
OPPONENT — Daniel Carlson, Jan. 9, 2022 at Las Vegas
(24, 31, 52, 40, 47 yards)
CHARGERS — Michael Badgley, AFC Wild Card,
Jan. 6, 2019 at Baltimore (21, 53, 40, 34, 47 yards)
OPPONENT — Never

Four Field Goals Made, Individual

CHARGERS — Michael Badgley, Dec. 27, 2020 vs. Denver
(37, 43, 25, 37 yards)
OPPONENT — Daniel Carlson, Jan. 9, 2022 at Las Vegas
(24, 31, 52, 40, 47 yards)
CHARGERS — Michael Badgley, AFC Wild Card,
Jan. 6, 2019 at Baltimore (21, 53, 40, 34, 47 yards)
OPPONENT — Never

50-Yard Field Goal, Individual

CHARGERS — Dustin Hopkins, Dec. 26, 2021 at Houston (50 yards)
OPPONENT — Daniel Carlson, Jan. 9, 2022 at Las Vegas (52 yards)
CHARGERS — Michael Badgley, AFC Wild Card,
Jan. 6, 2019 at Baltimore (53 yards)
OPPONENT — Stephen Gostkowski, AFC Divisional,
Jan. 14, 2007 vs. New England (50 yards)

Blocked Field Goal Attempt

CHARGERS — Darrell Stuckey, Nov. 23, 2014 vs. St. Louis
(46-yard Greg Zuerlein attempt)
OPPONENT — Cody Davis, Dec. 6, 2020 vs. New England
(58-yard Michael Badgley attempt)
CHARGERS — Leroy Jones, AFC Divisional, Jan. 2, 1982 at Miami
(34-yard Uwe von Schamann attempt)
OPPONENT — Never

Two-Point Conversion

CHARGERS — Austin Ekeler pass from Justin Herbert,
Jan. 9, 2022 at Las Vegas
OPPONENT — Clyde Edwards-Helaire pass from Patrick Mahomes,
Dec. 16, 2021 vs. Kansas City
CHARGERS — Keenan Allen pass from Philip Rivers, AFC Divisional,
Jan. 13, 2019 at New England
OPPONENT — Kevin Faulk run, AFC Divisional,
Jan. 14, 2007 vs. New England

Point After Touchdown Missed

CHARGERS — Dustin Hopkins, Dec. 5, 2021 at Cincinnati
(First attempt, wide right)
OPPONENT — Evan McPherson, Dec. 5, 2021 at Cincinnati
(First attempt, wide right)
CHARGERS — Rolf Benirschke, AFC Second Round,
Jan. 16, 1993 at Miami (First attempt, wide right)
OPPONENT — Never

Blocked Point After Touchdown

CHARGERS — Isaac Rochell, Sept. 27, 2020 vs. Carolina
(Joey Slye, first attempt)
OPPONENT — Denico Autry, Dec. 31, 2017 vs. Oakland
(Nick Rose, third attempt)
CHARGERS — Never
OPPONENT — Never

PUNTING

80-Yard Punt

CHARGERS — Never
OPPONENT — Dustin Colquitt, Dec. 2, 2007 at Kansas City (81 yards)
CHARGERS — Never
OPPONENT — Never

70-Yard Punt

CHARGERS — Mike Scifres, Sept. 21, 2014 at Buffalo (72 yards)
OPPONENT — Kevin Huber, Sept. 13, 2020 at Cincinnati (70 yards)
CHARGERS — Never
OPPONENT — Ray Guy, AFC Championship, Jan. 11, 1981 vs. Oakland (71 yards)

60-Yard Punt

CHARGERS — Ty Long, Oct. 17, 2021 at Baltimore (69 yards)
OPPONENT — Riley Dixon, Dec. 12, 2021 vs. N.Y. Giants (63 yards)
CHARGERS — Mike Scifres, AFC Divisional, Jan. 12, 2014 at Denver (62 yards)
OPPONENT — Hunter Smith, AFC Wild Card, Jan. 3, 2009 vs. Indianapolis (63 yards)

Blocked Punt

CHARGERS — Jerry Attaochu of Drew Butler, Sept. 8, 2014 at Arizona
OPPONENT — Miles Killebrew of Ty Long, Nov. 21, 2021 vs. Pittsburgh
CHARGERS — Never
OPPONENT — Lou Piccone of Rick Partridge, AFC Divisional, Jan. 3, 1981 vs. Buffalo

10 or More Punts, Individual

CHARGERS — Drew Kaser, Nov. 12, 2017 at Jacksonville (10 punts for 485 yards)
OPPONENT — Chad Stanley, Sept. 15, 2002 vs. Houston (10 punts for 406 yards)
CHARGERS — Never
OPPONENT — Never

No Punts

CHARGERS — Dec. 26, 2021 at Houston
OPPONENT — Sept. 19, 2010 vs. Jacksonville
CHARGERS — Never
OPPONENT — AFC Divisional, Jan. 12, 2014 at Denver

OTHER SPECIAL TEAMS

Kickoff Returned for Touchdown

CHARGERS — Andre Roberts, Jan. 2, 2022 vs. Denver (101 yards)
OPPONENT — Mecole Hardman, Dec. 29, 2019 at Kansas City (104 yards)
CHARGERS — Andre Coleman, Super Bowl XXIX at Joe Robbie Stadium, Jan. 29, 1995 vs. San Francisco (98 yards)
OPPONENT — Never

Punt Returned for Touchdown

CHARGERS — Desmond King, Oct. 6, 2019 vs. Denver (68 yards)
OPPONENT — Gunner Olszewski, Dec. 6, 2020, vs. New England (70 yards)
CHARGERS — Wes Chandler, AFC Divisional, Jan. 2, 1982 at Miami (58 yards)
OPPONENT — Santonio Holmes, AFC Divisional, Jan. 11, 2009 at Pittsburgh (67 yards)

Blocked Punt Returned for Touchdown

CHARGERS — Jacob Hester, Oct. 25, 2009 at Kansas City (Recovered own blocked Dustin Colquitt punt in end zone)
OPPONENT — Daniel Thomas, Oct. 25, 2020 vs. Jacksonville (Recovered own blocked Ty Long punt, returned recovery 16 yards)
CHARGERS — Never
OPPONENT — Never

Recovered Own Onside Kick Attempt

CHARGERS — Darrell Stuckey of Nick Novak kick, Nov. 18, 2012 at Denver
OPPONENT — Keion Crossen of Riley Dixon kick, Dec. 12, 2021 vs. New York Giants
CHARGERS — Richard Marshall of Nick Novak kick, AFC Divisional, Jan. 12, 2014 at Denver
OPPONENT — Never

OTHER DEFENSE

Shutout Posted

CHARGERS — Oct. 22, 2017 vs. Denver Broncos (21-0 Chargers win)
OPPONENT — Dec. 6, 2020 vs. New England (45-0, Patriots win)
CHARGERS — AFC Wild Card, Jan. 2, 1993 vs. Kansas City (Chargers win, 17-0)
OPPONENT — AFC Divisional, Jan. 10, 1993 at Miami (Dolphins win, 31-0)

Fumble Returned for Touchdown

CHARGERS — Tevaughn Campbell, Dec. 5, 2021 at Cincinnati (61 yards)
OPPONENT — Ifeadi Odenigbo, Dec. 15, 2019 vs. Minnesota (56 yards)
CHARGERS — Never
OPPONENT — Guy Ruff, AFC Wild Card, Jan. 9, 1983 at Pittsburgh (Recovered opening kickoff fumble in end zone)

Safety Scored

CHARGERS — Jan. 3, 2021 at Kansas City (Chad Henne sacked by Isaac Rochell in end zone)
OPPONENT — Nov. 22, 2020 vs. N.Y. Jets (Ty Long ran out of bounds out of the back of the end zone)
CHARGERS — AFC Divisional, Jan. 8, 1995 vs. Miami (Bernie Parmalee tackled in end zone by Reuben Davis)
OPPONENT — Never

MISCELLANEOUS

No Penalties

CHARGERS — Oct. 9, 2011 at Denver (Chargers win, 29-24)
OPPONENT — Dec. 4, 2005 vs. Oakland (Raiders win, 34-10)
CHARGERS — Never
OPPONENT — AFC Divisional, Jan. 10, 1993 at Miami (Dolphins win, 31-0)

Game Without Touchdown

CHARGERS — Dec. 6, 2020 vs. New England (Patriots win, 45-0)
OPPONENT — Nov. 11, 2018 at Oakland (Chargers win, 20-6)
CHARGERS — AFC Championship, Jan. 20, 2008 at New England (Patriots win, 21-12)
OPPONENT — AFC Wild Card, Jan. 6, 2008 vs. Tennessee (Chargers win, 17-6)

50 Points, Game

CHARGERS — Nov. 19, 2017 vs. Buffalo (Chargers win, 54-24)
OPPONENT — Oct. 1, 2000 at St. Louis (Rams win, 57-31)
CHARGERS — AFL Championship, Jan. 5, 1964 vs. Boston (Chargers win, 51-10)
OPPONENT — Never

40 Points, Game

CHARGERS — Dec. 5, 2021 at Cincinnati (Chargers win, 41-22)
OPPONENT — Dec. 26, 2021 at Houston (Texans win, 41-29)
CHARGERS — AFC Divisional, Jan. 2, 1982 at Miami (Chargers win, 41-38)
OPPONENT — AFC Divisional, Jan. 13, 2019 at New England (Patriots win, 41-28)

600 Yards Total Offense, Game

CHARGERS — Dec. 20, 1982 vs. Cincinnati (661 yards)
OPPONENT — Oct. 1, 2000 at St. Louis (614 yards)
CHARGERS — AFL Championship, Jan. 5, 1964 vs. Boston (610 yards)
OPPONENT — Never

500 Yards Total Offense, Game

CHARGERS — Dec. 8, 2019 at Jacksonville (525 yards)
OPPONENT — Nov. 21, 2021 vs. Pittsburgh (533 yards)
CHARGERS — AFC Divisional, Jan. 2, 1982 at Miami (564 yards)
OPPONENT — Never

STANDINGS || CAPTAINS || TIME SPENT IN LEAD

2021 NFL STANDINGS

AFC East

Team	W	L	T	Pct.	PF	PA	Home	Road	Div	AFC	NFC
y-Buf.	11	6	0	.647	483	289	6-3	5-3	5-1	7-5	4-1
x-N.E.	10	7	0	.588	462	303	4-5	6-2	3-3	8-4	2-3
Mia.	9	8	0	.529	341	373	6-3	3-5	4-2	6-6	3-2
NYJ	4	13	0	.235	310	504	3-6	1-7	0-6	4-8	0-5

AFC North

Team	W	L	T	Pct.	PF	PA	Home	Road	Div	AFC	NFC
y-Cin.	10	7	0	.588	460	376	5-4	5-3	4-2	8-4	2-3
x-Pit.	9	7	1	.559	343	398	6-2-1	3-5	4-2	7-5	2-2-1
Cle.	8	9	0	.471	349	371	6-3	2-6	3-3	5-7	3-2
Bal.	8	9	0	.471	387	392	5-4	3-5	1-5	5-7	3-2

AFC South

Team	W	L	T	Pct.	PF	PA	Home	Road	Div	AFC	NFC
z-Ten.	12	5	0	.706	419	354	7-2	5-3	5-1	8-4	4-1
Ind.	9	8	0	.529	451	365	4-5	5-3	3-3	7-5	2-3
Hou.	4	13	0	.235	280	452	2-7	2-6	3-3	4-8	0-5
Jax.	3	14	0	.176	253	457	3-6	0-8	1-5	3-9	0-5

AFC West

Team	W	L	T	Pct.	PF	PA	Home	Road	Div	AFC	NFC
y-K.C.	12	5	0	.706	480	364	7-2	5-3	5-1	7-5	5-0
x-L.V.	10	7	0	.588	374	439	5-4	5-3	3-3	8-4	2-3
LAC	9	8	0	.529	474	459	5-4	4-4	3-3	6-6	3-2
Den.	7	10	0	.412	335	322	4-5	3-5	1-5	3-9	4-1

NFC East

Team	W	L	T	Pct.	PF	PA	Home	Road	Div	NFC	AFC
y-Dal.	12	5	0	.706	530	358	5-3	7-2	6-0	10-2	2-3
x-Phi.	9	8	0	.529	444	385	3-5	6-3	3-3	7-5	2-3
Was.	7	10	0	.412	335	434	3-5	4-5	2-4	6-6	1-4
NYG	4	13	0	.235	258	416	3-5	1-8	1-5	3-9	1-4

NFC North

Team	W	L	T	Pct.	PF	PA	Home	Road	Div	NFC	AFC
z-G.B.	13	4	0	.765	450	371	8-0	5-4	4-2	9-3	4-1
Min.	8	9	0	.471	425	426	5-3	3-6	4-2	6-6	2-3
Chi.	6	11	0	.353	311	407	3-5	3-6	2-4	4-8	2-3
Det.	3	13	1	.206	325	467	3-5	0-8-1	2-4	3-9	0-4-1

NFC South

Team	W	L	T	Pct.	PF	PA	Home	Road	Div	NFC	AFC
y-T.B.	13	4	0	.765	511	353	7-1	6-3	4-2	8-4	5-0
N.O.	9	8	0	.529	364	335	3-5	6-3	4-2	7-5	2-3
Atl.	7	10	0	.412	313	459	2-6	5-4	2-4	4-8	3-2
Car.	5	12	0	.294	304	404	2-6	3-6	2-4	3-9	2-3

NFC West

Team	W	L	T	Pct.	PF	PA	Home	Road	Div	NFC	AFC
y-LAR	12	5	0	.706	460	372	5-3	7-2	3-3	8-4	4-1
x-Ari.	11	6	0	.647	449	366	3-5	8-1	4-2	7-5	4-1
x-S.F.	10	7	0	.588	427	365	4-4	6-3	2-4	7-5	3-2
Sea.	7	10	0	.412	395	366	3-5	4-5	3-3	4-8	3-2

z—Clinched Division and No. 1 Seed (First-Round Bye)

y—Clinched Division

x—Clinched Playoff Berth

TEAM CAPTAINS

WR Keenan Allen, OLB Joey Bosa, RB Austin Ekeler, QB Justin Herbert, S Derwin James Jr., DL Linval Joseph, C Corey Linsley and P Ty Long were named season-long captains prior to Week 1. Select game captains are chosen to represent the team in the coin toss each week. Below is a list of the game captains for each game in 2021:

Date	Opponent	Game Captains
Sept. 12	at Washington	Keenan Allen & Derwin James Jr.
Sept. 19	Dallas	Keenan Allen & Derwin James Jr.
Sept. 26	at Kansas City	Keenan Allen & Derwin James Jr.
Oct. 4	Las Vegas	K.Allen, D.James & L.Joseph
Oct. 10	Cleveland	K.Allen, D.James & L.Joseph
Oct. 17	at Baltimore	K.Allen, D.James & L.Joseph
Oct. 31	New England	K.Allen, D.James & L.Joseph
Nov. 7	at Philadelphia	K.Allen, D.James & L.Joseph
Nov. 14	Minnesota	K.Allen, D.James & L.Joseph
Nov. 21	Pittsburgh	Keenan Allen & Derwin James Jr.
Nov. 28	at Denver	Keenan Allen & Derwin James Jr.
Dec. 5	at Cincinnati	Keenan Allen & Derwin James Jr.
Dec. 12	N.Y. Giants	J.Bosa, C.Linsley & L.Joseph
Dec. 16	Kansas City	K.Allen, D.James & L.Joseph
Dec. 26	at Houston	K.Allen, D.James & L.Joseph
Jan. 2	Denver	K.Allen, D.James & L.Joseph
Jan. 9	at Las Vegas	K.Allen, D.James & L.Joseph

TIME SPENT IN THE LEAD

Date	Opponent	Result	Time with Chargers	
			Leading	Trailing
Sept. 12	at Washington	W, 20-16	39:15	14:59
Sept. 19	Dallas	L, 20-17	0:00	35:17
Sept. 26	at Kansas City	W, 30-24	32:40	9:25
Oct. 4	Las Vegas	W, 28-14	53:01	0:00
Oct. 10	Cleveland	W, 47-42	18:00	32:00
Oct. 17	at Baltimore	L, 34-6	0:00	50:12
Oct. 31	New England	L, 27-24	33:52	13:11
Nov. 7	at Philadelphia	W, 27-24	13:31	11:26
Nov. 14	Minnesota	L, 27-20	8:07	31:15
Nov. 21	Pittsburgh	W, 41-37	44:55	7:35
Nov. 28	at Denver	L, 28-13	0:00	49:31
Dec. 5	at Cincinnati	W, 41-22	56:31	0:00
Dec. 12	N.Y. Giants	W, 37-21	52:47	0:00
Dec. 16	Kansas City	L, 34-28 (OT)	26:34	19:19
Dec. 26	at Houston	L, 41-29	15:18	40:37
Jan. 2	Denver	W, 34-13	56:49	0:00
Jan. 9	at Las Vegas	L, 35-32 (OT)	1:15	57:14
Season Total			7:32:35	6:12:01
Season Average			26:37	21:53

WEEKLY RANKINGS

2021 WEEKLY NFL RANKINGS

Week	Opp.	Offense			Defense		
		Total	Rush	Pass	Total	Rush	Pass
1	at Was	9	19	5	T-5	21	1
2	Dal	5	23	4	13	30	4
3	at KC	9	26	4	17	32	7
4	LV	11	T-16	6	9	29	5
5	Cle	7	17	3	19	32	7
6	at Bal	12	22	7	19	32	2
7	BYE	12	25	7	19	32	4
8	NE	12	18	7	18	32	5
9	at Phi	10	22	5	16	32	3
10	Min	10	21	7	17	32	4
11	Pit	8	21	6	17	32	5
12	at Den	8	22	6	14	32	5
13	at Cin	7	22	T-5	16	31	7
14	NYG	6	21	5	16	31	4
15	KC	4	18	5	22	29	10
16	at Hou	4	18	4	22	29	12
17	Den	4	20	4	23	30	13
18	at LV	4	21	T-2	23	30	12
Chargers in 2021		4	21	T-2	23	30	12
Chargers in 2020		9	18	6	10	18	9
Chargers in 2019		10	28	6	6	18	5
Chargers in 2018		11	15	10	9	9	9
Chargers in 2017		4	24	1	15	31	3
Chargers in 2016		14	26	8	16	10	20
Chargers in 2015		9	31	4	20	27	T-14
Chargers in 2014		18	30	10	9	26	4
Chargers in 2013		5	13	4	23	12	29
Chargers in 2012		31	27	24	9	6	18
Chargers in 2011		6	16	6	16	20	13
Chargers in 2010		1	15	2	1	4	1
Chargers in 2009		10	31	5	16	20	11
Chargers in 2008		11	20	7	25	11	31
Chargers in 2007		20	7	26	14	16	14
Chargers in 2006		4	2	16	10	7	13
Chargers in 2005		10	9	12	13	1	28
Chargers in 2004		10	6	16	18	3	31
Chargers in 2003		14	6	19	27	T-25	21
Chargers in 2002		16	8	22	30	11	32

2021 REGULAR-SEASON RANKINGS

LOS ANGELES CHARGERS (Team)

Category	NFL	AFC
Turnover Margin (-1)	19	10
Points Scored (27.9)	5	3
Points Allowed (27.0)	T-29	15
Total Offense (390.2)	4	2
Rushing (107.9)	21	9
Passing (282.4)	T-2	1
Total Defense (360.1)	23	11
vs. Rush (138.9)	30	14
vs. Pass (221.2)	12	6
Third-Down Offense (45.2%)	T-5	3
Third-Down Defense (49.5%)	32	16
Red-Zone Offense (64.0%)	4	1
Red-Zone Defense (64.2%)	26	14

LOS ANGELES CHARGERS (Individual)

Category	NFL	AFC
Passing		
Rating: Justin Herbert (97.7)	11	3
Yards: Justin Herbert (5,014)	2	1
Touchdowns: Justin Herbert (35)	T-3	T-1
Rushing		
Attempts: Austin Ekeler (206)	14	7
Yards: Austin Ekeler (911)	12	8
Touchdowns: Austin Ekeler (12)	5	4
Receiving		
Receptions: Keenan Allen (106)	7	T-2
Yards: Mike Williams (1,146)	12	6
Touchdowns: Mike Williams (9)	T-9	T-3
Defense		
Total Tackles: Kyzir White (144)	8	3
Solo Tackles: Kyzir White (90)	8	3
INTs: James Jr. / Samuel Jr. / White (2)	T-47	T-22
Sacks: Joey Bosa (10.5)	T-13	6

GAME-BY-GAME STARTERS

OFFENSIVE STARTERS

			WR	WR	TE	LT	LG	C	RG	RT	QB	RB	FB	3WR	2TE
Sept. 12	at	Was	K.Allen	M.Williams	J.Cook	R.Slater	M.Feiler	C.Linsley	O.Aboushi	B.Bulaga	J.Herbert	A.Ekeler	—	J.Guyton	—
Sept. 19		Dal	K.Allen	M.Williams	J.Cook	R.Slater	M.Feiler	C.Linsley	O.Aboushi	S.Norton	J.Herbert	A.Ekeler	—	—	D.Parham
Sept. 26	at	KC	K.Allen	—	J.Cook	R.Slater	M.Feiler	C.Linsley	O.Aboushi	S.Norton	J.Herbert	A.Ekeler	S.Anderson (3TE)	—	D.Parham
Oct. 4		LV	K.Allen	M.Williams	J.Cook	R.Slater	M.Feiler	C.Linsley	O.Aboushi	S.Norton	J.Herbert	A.Ekeler	—	J.Guyton	—
Oct. 10		Cle	K.Allen	M.Williams	J.Cook	R.Slater	M.Feiler	C.Linsley	O.Aboushi	S.Norton	J.Herbert	A.Ekeler	—	—	D.Parham
Oct. 17	at	Bal	K.Allen	M.Williams	D.Parham	R.Slater	M.Feiler	C.Linsley	M.Schofield III	S.Norton	J.Herbert	A.Ekeler	G.Nabers	—	—
Oct. 31		NE	K.Allen	M.Williams	J.Cook	R.Slater	M.Feiler	C.Linsley	M.Schofield III	S.Norton	J.Herbert	A.Ekeler	—	—	D.Parham
Nov. 7	at	Phi	K.Allen	M.Williams	D.Parham	R.Slater	M.Feiler	C.Linsley	M.Schofield III	S.Norton	J.Herbert	A.Ekeler	S.Kelemete (OL)	—	—
Nov. 14		Min	K.Allen	M.Williams	D.Parham	R.Slater	M.Feiler	C.Linsley	M.Schofield III	S.Norton	J.Herbert	A.Ekeler	—	—	T.McKitty
Nov. 21		Pit	K.Allen	—	J.Cook	R.Slater	M.Feiler	C.Linsley	M.Schofield III	S.Norton	J.Herbert	A.Ekeler	S.Anderson (3TE)	—	D.Parham
Nov. 28	at	Den	K.Allen	M.Williams	D.Parham	R.Slater	M.Feiler	C.Linsley	M.Schofield III	S.Norton	J.Herbert	A.Ekeler	—	—	T.McKitty
Dec. 5	at	Cin	K.Allen	M.Williams	J.Cook	R.Slater	M.Feiler	C.Linsley	M.Schofield III	S.Norton	J.Herbert	A.Ekeler	—	J.Palmer	—
Dec. 12		NYG	J.Palmer	M.Williams	J.Cook	R.Slater	M.Feiler	C.Linsley	M.Schofield III	S.Norton	J.Herbert	A.Ekeler	J.Jackson (2RB)	—	—
Dec. 16		KC	K.Allen	M.Williams	S.Anderson	T.Pipkins	M.Feiler	C.Linsley	M.Schofield III	S.Norton	J.Herbert	A.Ekeler	—	J.Palmer	—
Dec. 26	at	Hou	K.Allen	J.Moore	J.Cook	R.Slater	M.Feiler	S.Guessenberry	M.Schofield III	S.Norton	J.Herbert	J.Jackson	—	J.Palmer	—
Jan. 2		Den	K.Allen	M.Williams	T.McKitty	R.Slater	M.Feiler	C.Linsley	M.Schofield III	T.Pipkins III	J.Herbert	A.Ekeler	—	J.Palmer	—
Jan. 9	at	LV	K.Allen	M.Williams	T.McKitty	R.Slater	M.Feiler	C.Linsley	M.Schofield III	T.Pipkins III	J.Herbert	A.Ekeler	—	—	S.Anderson

DEFENSIVE STARTERS

			OLB	DL	DL	DL	DL	OLB	LB	LB	CB	CB	S	S	3CB	3S
Sept. 12	at	Was	J.Bosa	J.Tillery	L.Joseph	J.Jones	—	K.Murray Jr.	K.White	M.Davis	A.Samuel Jr.	N.Adderley	D.James Jr.	C.Harris Jr.	—	—
Sept. 19		Dal	J.Bosa	J.Tillery	L.Joseph	C.Covington	U.Nwosu	K.Murray Jr.	K.White	M.Davis	A.Samuel Jr.	N.Adderley	D.James Jr.	—	—	—
Sept. 26	at	KC	J.Bosa	J.Tillery	L.Joseph	—	U.Nwosu	K.Murray Jr.	K.White	M.Davis	A.Samuel Jr.	N.Adderley	D.James Jr.	T.Campbell	—	—
Oct. 4		LV	J.Bosa	J.Tillery	L.Joseph	—	U.Nwosu	D.Tranquill	K.White	M.Davis	A.Samuel Jr.	N.Adderley	D.James Jr.	—	A.Gilman	—
Oct. 10		Cle	J.Bosa	J.Tillery	L.Joseph	C.Covington	U.Nwosu	D.Tranquill	K.White	M.Davis	A.Samuel Jr.	N.Adderley	D.James Jr.	—	—	—
Oct. 17	at	Bal	J.Bosa	J.Tillery	L.Joseph	—	U.Nwosu	D.Tranquill	K.White	M.Davis	A.Samuel Jr.	C.Harris Jr. (CB)	D.James Jr.	K.Fackrell (OLB)	—	—
Oct. 31		NE	J.Bosa	J.Tillery	L.Joseph	J.Jones	U.Nwosu	—	K.White	M.Davis	A.Samuel Jr.	N.Adderley	D.James Jr.	C.Harris Jr.	—	—
Nov. 7	at	Phi	J.Bosa	J.Tillery	L.Joseph	J.Jones	U.Nwosu	—	K.White	R.Smith	T.Campbell	N.Adderley	D.James Jr.	C.Harris Jr.	—	—
Nov. 14		Min	J.Bosa	J.Jones	L.Joseph	—	U.Nwosu	K.Murray Jr.	K.White	T.Campbell	A.Samuel Jr.	A.Gilman	D.James Jr.	C.Harris Jr.	—	—
Nov. 21		Pit	J.Bosa	J.Jones	B.Fehoko	J.Gaziano	U.Nwosu	K.Murray Jr.	K.White	M.Davis	A.Samuel Jr.	N.Adderley	D.James Jr.	—	—	—
Noc. 28	at	Den	J.Bosa	J.Tillery	L.Joseph	J.Jones	—	U.Nwosu	D.Tranquill	K.White	M.Davis	T.Campbell	N.Adderley	D.James Jr.	C.Harris Jr.	—
Dec. 5	at	Cin	J.Bosa	J.Tillery	J.Jones	—	U.Nwosu	D.Tranquill	K.White	M.Davis	T.Campbell	N.Adderley	D.James Jr.	C.Harris Jr.	—	—
Dec. 12		NYG	J.Bosa	J.Tillery	J.Jones	—	U.Nwosu	D.Tranquill	K.White	M.Davis	T.Campbell	N.Adderley	T.Marshall	C.Harris Jr.	—	—
Dec. 16		KC	J.Bosa	J.Tillery	L.Joseph	J.Jones	U.Nwosu	—	K.White	M.Davis	T.Campbell	N.Adderley	D.James Jr.	C.Harris Jr.	—	—
Dec. 26	at	Hou	U.Nwosu	J.Tillery	L.Joseph	J.Jones	K.Murray Jr.	D.Tranquill	K.White	D.Harris	A.Samuel Jr.	N.Adderley	A.Gilman	—	—	—
Jan. 2		Den	J.Bosa	J.Tillery	L.Joseph	J.Jones	—	A.Ogbongbemiga	K.White	M.Davis	A.Samuel Jr.	N.Adderley	D.James Jr.	C.Harris Jr.	—	—
Jan. 9	at	LV	J.Bosa	J.Tillery	J.Jones	—	U.Nwosu	D.Tranquill	K.White	M.Davis	A.Samuel Jr.	N.Adderley	D.James Jr.	C.Harris Jr.	—	—

WEEKLY INACTIVES

Sept. 12	at	Washington:	Easton Stick, Joshua Kelley, Trey Marshall, Amen Ogbongbemiga, Tre' McKitty.
Sept. 19		Dallas:	Easton Stick, Chris Harris Jr., Joshua Kelley, Michael Schofield III, Tre' McKitty, Justin Jones.
Sept. 26	at	Kansas City:	Easton Stick, Chris Harris Jr., Joshua Kelley, Amen Ogbongbemiga, Brenden Jaimes, Tre' McKitty, Justin Jones.
Oct. 4		Las Vegas:	Easton Stick, Chris Harris Jr., Joshua Kelley, Brenden Jaimes, Tre' McKitty.
Oct. 10		Cleveland:	Easton Stick, Justin Jackson, Trey Marshall, Brenden Jaimes, Tre' McKitty.
Oct. 17	at	Baltimore:	Easton Stick, Nasir Adderley, Larry Rountree III, Drue Tranquill, Brenden Jaimes, Tre' McKitty, Forrest Merrill.
Oct. 31		New England:	Easton Stick, Joshua Kelley, Mark Webb Jr., Gabe Nabers, Trey Pipkins III.
Nov. 7	at	Philadelphia:	Easton Stick, Justin Jackson, Asante Samuel Jr., Alohi Gilman, Gabe Nabers, Michael Davis, Trey Pipkins III.
Nov. 14		Minnesota:	Easton Stick, Justin Jackson, Nasir Adderley, Mark Webb, Gabe Nabers, Michael Davis, Trey Pipkins III.
Nov. 21		Pittsburgh:	Easton Stick, Joshua Kelley, Mark Webb Jr., Alohi Gilman, Gabe Nabers, Trey Pipkins III, Linval Joseph.
Nov. 28	at	Denver:	Easton Stick, Asante Samuel Jr., Alohi Gilman, Larry Rountree III, Gabe Nabers, Matt Feiler.
Dec. 5	at	Cincinnati:	Easton Stick, Asante Samuel Jr., Alohi Gilman, Gabe Nabers, Senio Kelemete.
Dec. 12		N.Y. Giants:	Easton Stick, Asante Samuel Jr., Alohi Gilman, Derwin James Jr., Larry Rountree III, Breiden Fehoko.
Dec. 16		Kansas City:	Easton Stick, Asante Samuel Jr., Alohi Gilman, Larry Rountree III, Breiden Fehoko.
Dec. 26	at	Houston:	None.
Jan. 2		Denver:	Easton Stick, Davontae Harris, Essang Bassey, Drue Tranquill, Senio Kelemete.
Jan. 9	at	Las Vegas:	Easton Stick, Larry Rountree III, Gabe Nabers, Senio Kelemete, Joe Gaziano.

SEASON TOTALS

Name	(93) No.	Senio Kelemete	3	Davontae Harris	1
Easton Stick	16	Mark Webb Jr.	3	Derwin James Jr.	1
Gabe Nabers	8	Nasir Adderley	2	Linval Joseph	1
Joshua Kelley	6	Michael Davis	2	Forrest Merrill	1
Tre' McKitty	6	Breiden Fehoko	2	Michael Schofield III	1
Alohi Gilman	5	Justin Jackson	2		
Larry Rountree III	5	Justin Jones	2		
Asante Samuel Jr.	5	Trey Marshall	2		
Brenden Jaimes	4	Amen Ogbongbemiga	2		
Trey Pipkins III	4	Drue Tranquill	2		
Chris Harris Jr.	3	Essang Bassey	1		
		Matt Feiler	1		
		Joe Gaziano	1		

CHARGERS AND OPPONENT WEEKLY LEADERS

REGULAR-SEASON WEEKLY LEADERS, LOS ANGELES CHARGERS

		Scoring		Pass Yds.	Carries	Rush Yds.	Catches	Rec. Yds.	Tackles (Solo)	Sacks
Sept. 12	at	Washington:	Vizcaino 8	Herbert 337	Ekeler 15	Ekeler 57	Allen 9	Allen 100	Murray Jr. 10 (6)	Bosa 1.0
Sept. 19		Dallas:	Vizcaino 9	Herbert 338	Ekeler 9	Ekeler 54	Ekeler 9	Allen 108	Adderley 9 (8)	Fackrell 1.0
Sept. 26	at	Kansas City:	Williams 14	Herbert 281	Ekeler 11	Ekeler 55	Allen 8	Williams 122	Adderley 9 (7)	White 1.0
Oct. 4		Las Vegas:	Ekeler 12	Herbert 222	Ekeler 15	Ekeler 117	Allen 7	Cook 70	James Jr. 6 (3)	Four Tied 1.0
Oct. 10		Cleveland:	Ekeler 18	Herbert 398	Ekeler 17	Ekeler 66	Williams 8	Williams 165	James Jr. 17 (9)	James Jr. 1.0
Oct. 17	at	Baltimore:	Cook 6	Herbert 195	Ekeler 6	Herbert 12	Allen 5	Allen 50	James Jr. 8 (7)	Three Tied 1.0
Oct. 31		New England:	Four Tied 6	Herbert 223	Ekeler 11	Jackson 79	Allen/Ekeler 6	Allen 77	James Jr. 13 (7)	Tillery 1.0
Nov. 7	at	Philadelphia:	Hopkins 7	Herbert 356	Ekeler 17	Ekeler 59	Allen 12	Allen 104	Joseph 9 (8)	Bosa 1.0
Nov. 14		Minnesota:	Hopkins 8	Herbert 195	Ekeler 11	Ekeler 44	Allen 8	Allen 98	James Jr. 12 (9)	Two Tied 1.0
Nov. 21		Pittsburgh:	Ekeler 24	Herbert 382	Ekeler 11	Herbert 90	Allen 9	Allen 112	White 9 (6)	Three Tied 1.0
Nov. 28	at	Denver:	Two Tied 6	Herbert 303	Ekeler 12	Herbert 36	Allen 7	Allen 85	White 12 (8)	Bosa 1.0
Dec. 5	at	Cincinnati:	Allen 12	Herbert 317	Ekeler 14	Ekeler 59	Three Tied 5	Williams 110	White 10 (7)	Nwosu 2.0
Dec. 12		N.Y. Giants:	Hopkins 13	Herbert 275	Ekeler 12	Ekeler 63	Williams 6	Guyton 87	White 10 (5)	Two Tied 1.0
Dec. 16		Kansas City:	Four Tied 6	Herbert 236	Jackson 13	Jackson 86	Allen 6	Allen 78	White 9 (9)	Bosa 1.0
Dec. 26	at	Houston:	Jackson 12	Herbert 336	Jackson 11	Jackson 64	Jackson 8	Jackson 98	White 11 (6)	Tillery 1.0
Jan. 2		Denver:	Hopkins 10	Herbert 237	Ekeler 17	Ekeler 58	Allen 4	Williams 63	White 11 (5)	Tillery 1.0
Jan. 9	at	Las Vegas:	Ekeler 8	Herbert 383	Ekeler 16	Ekeler 64	Williams 9	Williams 119	Adderley 10 (7)	Three Tied 1.0

REGULAR-SEASON WEEKLY LEADERS, OPPONENT

		Scoring		Pass Yds.	Carries	Rush Yds.	Catches	Rec. Yds.	Tackles (Solo)	Sacks
Sept. 12	at	Washington:	Hopkins 10	Heinicke 122	Gibson 20	Gibson 90	McLaurin 4	McLaurin 62	Holcolmb 11 (7)	Two Tied 1.0
Sept. 19		Dallas:	Zuerlein 8	Prescott 237	Elliott 16	Pollard 109	Lamb 8	Lamb 81	Smith 9 (6)	Two Tied 1.0
Sept. 26	at	Kansas City:	Four Tied 6	Mahomes 260	Edwards-Helaire 17	Edwards-Helaire 100	Kelce 7	Kelce 104	Sorensen 7 (5)	Danna 1.0
Oct. 4		Las Vegas:	Two Tied 6	Carr 196	Jacobs 13	Jacobs 40	Renfrow 6	Ruggs III 60	Littleton/Perryman 12 (8)	Philon 2.0
Oct. 10		Cleveland:	McLaughlin 9	Mayfield 305	Chubb 21	Chubb 161	Njoku 7	Njoku 149	Williams 10 (7)	Two Tied 1.0
Oct. 17	at	Baltimore:	Tucker 10	Jackson 167	Freeman 9	Freeman 53	Andrews 5	Andrews 68	Averett 6 (5)	Two Tied 1.0
Oct. 31		New England:	Folk 13	Jones 218	Harris 23	Harris 80	Bourne/Meyers 4	Agholor 60	Dugger 6 (4)	Judon 1.5
Nov. 7	at	Philadelphia:	Four Tied 6	Hurts 162	Howard 17	Howard 71	Smith 5	Smith 116	Edwards 12 (5)	None —
Nov. 14		Minnesota:	Joseph 9	Cousins 294	Cook 24	Cook 94	Jefferson 9	Jefferson 143	Kendricks 8 (7)	Two Tied 1.0
Nov. 21		Pittsburgh:	Boswell 9	Roethlisberger 273	Harris 12	Harris 39	Johnson 7	Johnson 101	Sutton 10 (7)	Highsmith 1.5
Nov. 28	at	Denver:	Four Tied 6	Bridgewater 123	Gordon 17	Gordon 83	Williams/Fant 6	Williams 57	Fuller 9 (8)	Two Tied 1.0
Dec. 5	at	Cincinnati:	Three Tied 6	Burrow 300	Mixon 19	Mixon 54	Higgins 9	Higgins 138	Bachie/Hilton 9 (6)	Three Tied 1.0
Dec. 12		N.Y. Giants:	Three Tied 6	Glennon 191	Barkley 16	Barkley 64	Booker 4	Rudolph 66	Robinson 9 (7)	Two Tied 1.0
Dec. 16		Kansas City:	Kelce 12	Mahomes 410	Edwards-Helaire 9	Two Tied 32	Hill 12	Kelce 191	Bolton 14 (10)	None —
Dec. 26	at	Houston:	Burkhead 12	Mills 254	Burkhead 22	Burkhead 149	Two Tied 4	Jordan 56	Hewitt 11 (8)	Two Tied 0.5
Jan. 2		Denver:	Fant 6	Lock 245	Williams 14	Gordon III 43	Fant 6	Fant 92	Two Tied 12 (5)	None —
Jan. 9	at	Las Vegas:	Carlson 17	Carr 186	Jacobs 26	Jacobs 132	Jones 5	Edwards 63	Perryman 9 (8)	Crosby 2.0

REGULAR-SEASON PLAYER PARTICIPATION

2021 Season	1	2	3	4	5	6	8	9	10	11	12	13	14	15	16	17	18	Season Totals				
Player	at WAS	DAL	at KC	LV	CLE	at BAL	NE	at PHI	MIN	PIT	at DEN	at CIN	NYG	KC	at HOU	DEN	at LV	GS	GP	DNP	INA	
Aboushi, Oday	RG	RG	RG	RG	RG	IR	IR	IR	IR	IR	IR	IR	IR	IR	IR	IR	IR	5	5	0	0	
Adderley, Nasir	S	S	S	S	S	INA	S	INA	S	INA	S	S	S	S	S	S	S	15	15	0	2	
Allen, Keenan	WR	WR	WR	WR	WR	WR	WR	WR	WR	WR	WR	WR	WR	COVID-19	WR	WR	WR	WR	WR	WR	WR	WR
Anderson, Stephen	SUB	SUB	TE	SUB	SUB	SUB	SUB	SUB	TE	SUB	SUB	SUB	TE	SUB	SUB	TE	PS	4	17	0	0	
Bandy, Michael	PS	PS	PS	PS	PS	PS	PS	PS	PS	PS	PS	PS	PS	PS	PS	PS	PS	0	1	0	0	
Banks, Eric	SUB	SUB	SUB	—	—	—	—	—	—	—	—	—	—	—	—	—	—	0	2	0	0	
Bassey, Essang	—	—	—	—	—	—	—	—	—	—	—	—	—	—	SUB	INA	—	0	1	0	1	
Bosa, Joey	OLB	OLB	OLB	OLB	OLB	OLB	OLB	OLB	OLB	OLB	OLB	OLB	OLB	OLB	COVID-19	OLB	OLB	16	16	0	0	
Bradwell, Darius	PS	PS	PS	PS	PS	PS	PS	PS	PS	PS	PS	PS	PS	PS	PS	PS	PS	0	2	0	0	
Brinkley, Beau	—	—	—	—	—	—	—	—	—	—	—	—	—	—	—	PS	—	0	0	0	0	
Brown, Andrew	—	—	—	—	PS	PS	PS	PS	PS	PS	SUB	PS	PS	PS	PS	SUB	PS/COVID-19	PS	0	2	0	0
Bulaga, Bryan	RT	IR	IR	IR	IR	IR	IR	IR	IR	IR	IR	IR	IR	IR	IR	IR	IR	1	1	0	0	
Campbell, Tevaughn	SUB	SUB	CB	SUB	SUB	SUB	SUB	CB	CB	SUB	CB	CB	CB	CB	COVID-19	SUB	SUB	7	16	0	0	
Christiansen, Cole	PS	PS	PS	PS	PS	SUB	PS	SUB	PS	PS	PS	PS	PS	PS	PS/COVID-19	SUB	PS	0	3	0	0	
Cook, Jared	TE	TE	TE	TE	TE	SUB	TE	SUB	TE	SUB	TE	TE	TE	TE	TE	COVID-19	SUB	10	16	0	0	
Covington, Christian	SUB	DL	SUB	SUB	DL	SUB	SUB	SUB	SUB	COVID-19	SUB	SUB	SUB	SUB	DL	SUB	SUB	3	16	0	0	
Daniel, Chase	DNP	DNP	DNP	DNP	DNP	DNP	DNP	DNP	DNP	DNP	DNP	DNP	DNP	DNP	COVID-19	DNP	DNP	0	1	15	0	
Davis, Michael	CB	CB	CB	CB	CB	CB	CB	INA	INA	CB	CB	CB	CB	CB	DNP	CB	CB	14	14	1	2	
DeLuca, Ben	PS	PS	PS	PS	PS	PS	PS	PS	PS	PS	PS	PS	PS	SUB	SUB	PS	PS	0	3	0	0	
Egbule, Emeke	PS	PS	SUB	PS	PS	PS	PS	PS	PS	PS	PS	PS	PS	PS	PS	PS	PS	0	3	0	0	
Ekeler, Austin	RB	RB	RB	RB	RB	RB	RB	RB	RB	RB	RB	RB	RB	RB	RB	COVID-19	RB	RB	16	16	0	0
Fackrell, Kyle	SUB	SUB	SUB	SUB	SUB	OLB	SUB	SUB	SUB	SUB	SUB	SUB	IR	IR	IR	IR/DFR	SUB	1	13	0	0	
Facyson, Brandon	PS	PS	PS	PS	—	—	—	—	—	—	—	—	—	—	—	—	—	0	0	0	0	
Fehoko, Breiden	PS	PS	PS	SUB	PS	SUB	PS	PS	PS	DL	SUB	SUB	INA	INA	SUB	SUB	SUB	1	8	0	2	
Feiler, Matt	LG	LG	LG	LG	LG	LG	LG	LG	LG	LG	LG	LG	LG	LG	LG	LG	LG	16	16	0	1	
Ffrench, Maurice	—	PS	PS	PS	PS	PS	PS	SUB	SUB	PS	PS	PS	PS	PS	PS	PS	PS	0	3	0	0	
Fisher, Paddy	—	—	—	—	—	PS	—	—	—	—	—	—	—	—	—	—	—	0	0	0	0	
Gaziano, Joe	PS	SUB	SUB	SUB	SUB	SUB	SUB	SUB	SUB	DL	SUB	SUB	SUB	SUB	SUB	COVID-19	SUB	1	14	0	1	
Gilliam, Nate	PS	PS	PS	PS	PS	PS	—	—	—	—	—	—	—	—	—	—	—	0	0	0	0	
Gilman, Alohi	SUB	SUB	SUB	S	SUB	SUB	SUB	INA	S	INA	INA	INA	INA	INA	S	SUB	SUB	3	11	0	6	
Guyton, Jalen	WR	SUB	SUB	WR	SUB	SUB	SUB	SUB	SUB	SUB	SUB	SUB	SUB	SUB	SUB	COVID-19	SUB	2	16	0	0	
Hall, Kemon	SUB	SUB	SUB	SUB	SUB	SUB	SUB	SUB	SUB	SUB	SUB	SUB	SUB	SUB	SUB	COVID-19	SUB	0	16	0	0	
Harris Jr., Chris	CB	INA	INA	INA	SUB	CB	CB	CB	CB	CB	CB	CB	CB	CB	CB	CB	CB	11	14	0	3	
Harris, Davontae	—	—	—	—	—	—	—	—	—	—	—	SUB	SUB	SUB	CB	INA	SUB	1	5	0	1	
Herbert, Justin	QB	QB	QB	QB	QB	QB	QB	QB	QB	QB	QB	QB	QB	QB	QB	QB	QB	17	17	0	0	
Hill Jr., KJ	SUB	SUB	SUB	SUB	SUB	SUB	PS	PS	PS	PS	PS	PS	PS	PS	PS	PS	PS	0	6	0	0	
Hopkins, Dustin	—	—	—	—	—	SUB	SUB	SUB	SUB	SUB	SUB	SUB	SUB	SUB	SUB	SUB	SUB	0	11	0	0	
Hunter, Ryan	PS	PS	PS	PS	PS	PS	PS	PS	PS	PS	PS	PS	PS	PS	PS	PS	PS	0	0	0	0	
Jackson, Justin	SUB	SUB	SUB	SUB	INA	SUB	INA	INA	INA	SUB	SUB	SUB	2RB	SUB	RB	SUB	SUB	2	14	0	3	
Jaimes, Brenden	DNP	DNP	INA	INA	INA	INA	DNP	SUB	SUB	SUB	SUB	SUB	SUB	SUB	SUB	SUB	SUB	0	10	3	4	
James Jr., Derwin	S	S	S	S	S	S	S	S	S	S	S	S	S	INA	S	DNP	S	15	15	1	1	
Jones, Justin	DL	INA	INA	IR	IR	IR	DL	DL	DL	DL	DL	DL	DL	DL	DL	COVID-19	DL	DL	11	11	0	2
Joseph, Linval	DL	DL	DL	DL	DL	DL	DL	DL	DL	INA	COVID-19	COVID-19	SUB	DL	DL	DL	SUB	12	14	0	1	
Kampmoyer, Hunter	PS	PS	PS	PS	PS	PS	PS	PS	PS	PS	PS	PS	PS	PS	PS	PS	PS	0	1	0	0	
Kelley, Joshua	INA	INA	INA	INA	SUB	SUB	INA	SUB	INA	SUB	SUB	SUB	SUB	SUB	SUB	SUB	DNP	0	10	1	6	
Kelemete, Senio	—	—	—	—	—	SUB	SUB	OL	SUB	SUB	LG	INA	SUB	SUB	SUB	INA	INA	2	10	0	3	
Linsley, Corey	C	C	C	C	C	C	C	C	C	C	C	C	C	C	C	COVID-19	C	16	16	0	0	
Lloyd, Damon	IR	IR	IR	IR	IR	IR	IR	IR	IR	IR	IR	IR	IR	IR	IR	IR	IR	0	0	0	0	
Long, Ty	SUB	SUB	SUB	SUB	SUB	SUB	SUB	SUB	SUB	SUB	SUB	SUB	SUB	SUB	SUB	SUB	SUB	0	17	0	0	
Marshall, Trey	INA	SUB	SUB	SUB	SUB	INA	SUB	SUB	SUB	SUB	SUB	SUB	SUB	S	SUB	COVID-19	SUB	1	14	0	2	
McKitty, Tre'	INA	INA	INA	INA	INA	SUB	TE	SUB	TE	SUB	TE	SUB	SUB	SUB	SUB	TE	TE	4	11	0	6	
Merrill, Forrest	PS	PS	PS	SUB	INA	—	PS	PS	SUB	PS	PS	PS	PS	PS	PS	PS	PS	0	4	0	1	
Moore Jr., Jason	PS	PS	PS	PS	PS	PS	PS	PS	PS	PS	PS	PS	PS	PS	PS	WR	PS	1	2	0	0	
Murray Jr., Kenneth	LB	LB	LB	IR	IR	IR	IR	IR/DFR	LB	LB	SUB	SUB	SUB	SUB	SUB	EDGE	COVID-19	6	11	0	0	
Nabers, Gabe	SUB	SUB	SUB	SUB	SUB	FB	INA	INA	INA	INA	INA	INA	INA	SUB	SUB	SUB	INA	1	10	0	7	
Niemann, Nick	SUB	SUB	SUB	SUB	SUB	SUB	SUB	SUB	SUB	SUB	SUB	SUB	SUB	SUB	SUB	SUB	SUB	0	17	0	0	
Norton, Storm	SUB	RT	RT	RT	RT	RT	RT	RT	RT	RT	RT	RT	RT	RT	RT	RT	RT	15	17	0	0	
Nwosu, Uchenna	SUB	OLB	OLB	OLB	OLB	OLB	OLB	OLB	OLB	OLB	OLB	OLB	OLB	OLB	OLB	OLB	OLB	15	17	0	0	
Ogbongbemiga, Amen	INA	SUB	INA	SUB	SUB	LB	SUB	SUB	SUB	SUB	SUB	SUB	SUB	SUB	SUB	LB	SUB	2	15	0	2	
Overton, Matt	SUB	SUB	SUB	SUB	SUB	SUB	SUB	SUB	SUB	SUB	SUB	SUB	SUB	SUB	SUB	SUB	SUB	0	17	0	0	
Palmer, Joshua	SUB	SUB	SUB	SUB	SUB	SUB	SUB	SUB	SUB	SUB	SUB	SUB	SUB	WR	WR	WR	WR	5	17	0	0	
Parham Jr., Donald	SUB	TE	TE	SUB	TE	TE	TE	TE	TE	TE	TE	TE	TE	TE	SUB	IR	IR	9	14	0	0	
Pipkins III, Trey	SUB	SUB	SUB	SUB	SUB	SUB	INA	INA	INA	INA	SUB	DNP	SUB	LT	SUB	RT	SUB	2	12	1	4	
Proehl, Austin	PS	PS	PS	PS	PS	PS	—	—	—	—	—	—	—	—	—	—	—	0	0	0	0	
Quessenberry, Scott	SUB	SUB	SUB	SUB	SUB	SUB	SUB	SUB	SUB	SUB	SUB	COVID-19	SUB	C	SUB	SUB	1	16	0	0		
Reed, Joe	PS/INJ	PS/INJ	PS/INJ	PS/INJ	PS/INJ	PS/INJ	PS/INJ	PS/INJ	PS/INJ	PS/INJ	PS/INJ	PS/INJ	PS/INJ	PS/INJ	PS/INJ	PS/INJ	PS/INJ	0	0	0	0	
Reid, Carau	—	—	—	—	—	—	—	—	—	PS	PS	PS	PS	PS	PS	PS	PS	0	0	0	0	
Roberts, Andre	—	—	—	—	—	—	SUB	SUB	SUB	SUB	SUB	SUB	SUB	SUB	SUB	COVID-19	SUB	0	10	0	0	
Rountree III, Larry	SUB	SUB	SUB	SUB	SUB	INA	SUB	SUB	SUB	SUB	SUB	SUB	SUB	SUB	INA	SUB	INA	0	12	0	5	
Rumph II, Chris	SUB	SUB	SUB	SUB	SUB	SUB	SUB	SUB	SUB	SUB	SUB	SUB	SUB	SUB	SUB	COVID-19	SUB	0	16	0	0	
Samuel Jr., Asante	CB	CB	CB	CB	CB	CB	CB	INA	CB	CB	INA	INA	INA	INA	CB	CB	CB	12	12	0	5	
Sarell, Foster	—	—	—	—	—	PS	PS	PS	PS	PS	PS	PS	PS	PS	PS	PS	PS	0	0	0	0	
Schofield III, Michael	—	INA	SUB	SUB	SUB	RG	RG	RG	RG	RG	RG	RG	RG	RG	RG	RG	RG	12	15	0	1	
Slater, Rashawn	LT	LT	LT	LT	LT	LT	LT	LT	LT	LT	LT	LT	LT	LT	LT	COVID-19	LT	LT	16	16	0	0
Smith, Ryan	IR/DFR	IR/DFR	IR/DFR	IR/DFR	SUB	SUB	SUB	CB	IR	IR	IR	IR	IR	IR	IR	IR	IR	1	4	0	0	
Stick, Easton	INA	INA	INA	INA	INA	INA	INA	INA	INA	INA	INA	INA	INA	INA	INA	DNP	INA	INA	0	0	1	16
Thomas, Kiondre	PS	PS	PS	PS	PS	PS	PS	SUB	SUB	SUB	SUB	PS	PS	PS	PS	PS	PS	0	4	0	0	
Tillery, Jerry	DL	DL	DL	DL	DL	DL	DL	DL	DL	SUB	COVID-19	DL	DL	DL	DL	DL	DL	15	16	0	0	
Tranquill, Drue	SUB	SUB	SUB	LB	INA	SUB	SUB	COVID-19	SUB	LB	LB	LB	LB	LB	LB	LB	LB	7	14	0	2	
Vizcaino, Tristan	SUB	SUB	SUB	SUB	SUB	SUB	PS	PS	PS	PS	PS	PS	PS	PS	PS	PS/COVID-19	PS	0	6	0	0	
Watson, Josh	—	—	—	—	PS	PS	—	—	—	—	—	—	—	—	—	—	—	0	0	0	0	
Webb Jr., Mark	SUB	SUB	SUB	SUB	SUB	SUB	INA	SUB	INA	INA	IR	IR	IR	IR	IR	IR/DFR	IR/DFR	0	7	0	3	
White, Kyzir	LB	LB	LB	LB	LB	LB	LB	LB	LB	LB	LB	LB	LB	LB	LB	LB	LB	17	17	0	0	
Williams, Mike	WR	WR	SUB	WR	WR	WR	WR	WR	WR	S												

REGULAR SEASON SINGLE-GAME HIGHS

INDIVIDUAL

Passing

Longest Scoring Pass — 71, J.Herbert to M.Williams, Oct. 10 vs. Cle.

Longest Non-Scoring Pass — 49, J.Herbert to M.Williams
Nov. 7 at Phi.

Most Passing Attempts — 64, J.Herbert, Jan. 9 at L.V.

Most Completions — 34, J.Herbert, Jan. 9 at L.V.

Most Passing Yards — 398, J.Herbert, Oct. 10 vs. Cle.

Most Passing Touchdowns — 4, last: J.Herbert, Oct. 10 vs. Cle.

Highest Completion Percentage (min. 20 att.) — 84.2, J.Herbert,
Nov. 7 at Phi.

Highest Passer Rating (min. 20 att.) — 133.1, J.Herbert,
Dec. 12 vs. NYG

Rushing

Longest Scoring Run — 17, J.Jackson, Dec. 26 at Hou.

Longest Non-Scoring Run — 75, J.Jackson, Oct. 31 vs. N.E.

Most Rushing Attempts — 17, last: A.Ekeler, Nov. 7 at Phi.

Most Rushing Yards — 117, A.Ekeler, Oct. 4 vs. L.V.

Most Rushing Touchdowns — 2, last: J.Jackson, Dec. 26 at Hou.

Receiving

Most Receptions — 12, K.Allen, Nov. 7 at Phi.

Most Receiving Yards — 165, M.Williams, Oct. 10 vs. Cle.

Most Receiving Touchdowns — 2, last: K.Allen, Dec. 5 at Cin.

Total Offense

Most Total Yards from Scrimmage — 165, M.Williams, Oct. 10 vs. Cle.

Most Touchdowns — 4, A.Ekeler, Nov. 21 vs. Pit.

Special Teams

Longest Punt — 69, T.Long, Oct. 17 at Bal.

Longest Field Goal — 50, D.Hopkins, Dec. 26 at Hou.

Most Attempted Field Goals — 4, T.Vizcaino, Sept. 19 vs. Dal.

Most Made Field Goals — 3, last: D.Hopkins, Dec. 26 at Hou.

Returns

Longest Kickoff Return — 101t, A.Roberts, Jan. 9 at L.V.

Longest Punt Return — 15, A.Roberts, Dec. 5 at Cin.

Longest Interception Return — 26, A.Samuel Jr., Sept. 19 vs. Dal.

Longest Fumble Return — 61, Tevaughn Campbell, Dec. 5 at Cin.

Defense

Most Interceptions — 1, last: U.Nwosu, Dec. 16 vs. K.C.

Most Tackles — 17, D.James Jr., Oct. 10 vs. Cle.

Most Solo Tackles — 9, last: K.White, Dec. 16 vs. K.C.

Most Sacks — 2.0, U.Nwosu, Dec. 5 at Cin.

Most Passes Defensed — 4, M.Davis, Dec. 12 vs. NYG

TEAM

Most, Offense

First Downs — 33, Nov. 21 vs. Pittsburgh

Rushing Attempts — 39, Dec. 16 vs. Kansas City

Rushing Yards — 192, Dec. 16 vs. Kansas City

Rushing Touchdowns — 4, Oct. 10 vs. Cleveland

Passing Attempts — 64, Jan. 9 at Las Vegas

Completions — 32, Nov. 7 at Philadelphia

Net Passing Yards — 381, Oct. 10 vs. Cleveland

Touchdowns Thrown — 4, last: Oct. 10 vs. Cleveland

Offensive Plays — 78, Sept. 12 at Washington

Total Offense — 533, Nov. 21 vs. Pittsburgh

Time of Possession — 36:03, Sept. 12 at Washington

Most, Turnovers

Turnovers — 3, Dec. 5 at Cincinnati

Interceptions Thrown — 2, last: Dec. 26 at Houston

Fumbles — 2, last: Dec. 5 at Cincinnati

Fumbles Lost — 2, Dec. 5 at Cincinnati

Longest Scoring Drives

Plays — 18, Sept. 12 at Washington

Yards — 75, last: Sept. 26 at Kansas City

Time — 7:52, Sept. 12 at Washington

Shortest Scoring Drives

Plays — 1, Dec. 16 vs. Kansas City

Yards — 2, Dec. 16 vs. Kansas City

Time — 0:05, Dec. 16 vs. Kansas City

Fewest, Defense

First Downs Allowed — 13, Oct. 4 vs. Las Vegas

Rushing Attempts Allowed — 18, last: Nov. 21 vs. Pittsburgh

Rushing Yards Allowed — 48, Oct. 4 vs. Las Vegas

Passing Attempts Allowed — 21, Sept. 12 at Washington

Completions Allowed — 14, Sept. 12 at Washington

Net Passing Yards Allowed — 133, Sept. 12 at Washington

Total Plays Allowed — 49, Sept. 12 at Washington

Total Yards Allowed — 213, Oct. 4 vs. Las Vegas

Most, Defense

Takeaways — 4, Dec. 5 at Cincinnati

Interceptions — 2, last: Dec. 5 at Cincinnati

Fumbles Forced — 3, Sept. 12 at Washington

Fumbles Recovered — 2, last: Dec. 5 at Cincinnati

Passes Defensed — 10, Dec. 12 vs. N.Y. Giants

Sacks — 5.0, Dec. 5 at Cincinnati

GAME-BY-GAME PASSES DEFENSED

Sept. 12	at	Washington:	Derwin James Jr. (1).
Sept. 19		Dallas:	Asante Samuel Jr. (3), Nasir Adderley (1).
Sept. 26	at	Kansas City:	Tevaughn Campbell (2), Alohi Gilman (1), Asante Samuel Jr. (1).
Oct. 4		Las Vegas:	Nasir Adderley (1), Kyler Fackrell (1), Derwin James Jr. (1) Asante Samuel Jr. (1).
Oct. 10		Cleveland:	None.
Oct. 17	at	Baltimore:	Kyzir White (2).
Oct. 31		New England:	Nasir Adderley (1).
Nov. 7	at	Philadelphia:	Nasir Adderley (1).
Nov. 14		Minnesota:	Chris Harris Jr. (1), Derwin James Jr. (1), Asante Samuel (1).
Nov. 21		Pittsburgh:	Tevaughn Campbell (1), Joe Gaziano (1), Derwin James Jr. (1), Justin Jones (1), Asante Samuel Jr. (1), Kyzir White (1).
Nov. 28	at	Denver:	Michael Davis (1), Derwin James Jr. (1), Uchenna Nwosu (1).
Dec. 5	at	Cincinnati:	Michael Davis (3), Chris Harris Jr. (1), Drue Tranquill (1).
Dec. 12		N.Y. Giants:	Michael Davis (4), Chris Harris Jr. (3), Nasir Adderley (1), Tevaughn Campbell (1), Nick Niemann (1).
Dec. 16		Kansas City:	Uchenna Nwosu (2), Michael Davis (1).
Dec. 26	at	Houston:	Asante Samuel Jr. (2), Chris Harris Jr. (1).
Jan. 2		Denver:	Asante Samuel Jr. (1).
Jan. 9	at	Las Vegas:	Michael Davis (2), Uchenna Nwosu (1), Asante Samuel Jr. (1).

SEASON TOTALS	(56)	Alohi Gilman	1
Name	No.	Justin Jones	1
Michael Davis	12	Nick Niemann	1
Asante Samuel Jr.	11	Drue Tranquill	1
Chris Harris Jr.	6		
Nasir Adderley	5		
Derwin James Jr.	5		
Tevaughn Campbell	4		
Uchenna Nwosu	4		
Kyzir White	3		
Kyler Fackrell	1		
Joe Gaziano	1		

GAME-BY-GAME SACKS

Sept. 12	at	Washington:	Joey Bosa (1.0).
Sept. 19		Dallas:	Kyler Fackrell (1.0), Derwin James Jr. (0.5), Jerry Tillery (0.5).
Sept. 26	at	Kansas City:	Kyzir White (1.0), Joey Bosa (0.5), Drue Tranquill (0.5).
Oct. 4		Las Vegas:	Joey Bosa (1.0), Christian Covington (1.0), Kyler Fackrell (1.0), Jerry Tillery (1.0).
Oct. 10		Cleveland:	Derwin James Jr. (1.0).
Oct. 17	at	Baltimore:	Joey Bosa (1.0), Linval Joseph (1.0), Uchenna Nwosu (1.0).
Oct. 31		New England:	Jerry Tillery (1.0).
Nov. 7	at	Philadelphia:	Joey Bosa (1.0).
Nov. 14		Minnesota:	Joey Bosa (1.0), Amen Ogbongbemiga (1.0).
Nov. 21		Pittsburgh:	Joey Bosa (1.0), Kyler Fackrell (1.0), Uchenna Nwosu (1.0).
Nov. 28	at	Denver:	Joey Bosa (1.0).
Dec. 5	at	Cincinnati:	Uchenna Nwosu (2.0), Justin Jones (1.0), Chris Rumph II (1.0), Drue Tranquill (1.0), Nasir Adderley (0.5), Derwin James Jr. (0.5).
Dec. 12		N.Y. Giants:	Joey Bosa (1.0), Justin Jones (1.0).
Dec. 16		Kansas City:	Joey Bosa (1.0).
Dec. 26	at	Houston:	Jerry Tillery (1.0).
Jan. 2		Denver:	Jerry Tillery (1.0).
Jan. 9	at	Las Vegas:	Joey Bosa (1.0), Justin Jones (1.0), Uchenna Nwosu (1.0).

SEASON TOTALS	(35.0)	Chris Rumph II	1.0
Name	No.	Kyzir White	1.0
Joey Bosa	10.5	Nasir Adderley	0.5
Uchenna Nwosu	5.0		
Jerry Tillery	4.5		
Kyler Fackrell	3.0		
Justin Jones	3.0		
Derwin James Jr.	2.5		
Drue Tranquill	1.5		
Christian Covington	1.0		
Linval Joseph	1.0		
Amen Ogbongbemiga	1.0		

SINGLE-GAME CAREER HIGHS

24 | S NASIR ADDERLEY

DEFENSIVE

Category	No.	Opp.	Date
Total Tackles	10	at L.V.	Jan. 9, 2022
Solo Tackles	8*	vs. Dal.	Sept. 19, 2021
Takles for Loss	1*	at Hou.	Dec. 26, 2021
Sacks	0.5	at Cin.	Dec. 5, 2021
INTs	1	at N.O.	Oct. 12, 2020
Passes Defensed	1*	vs. NYG	Dec. 12, 2021
Fumbles Forced	1	at L.V.	Jan. 9, 2022
Fumbles Recovered	1	at Buf.	Nov. 29, 2020

KICKOFF RETURN

Category	No.	Opp.	Date
Returns	4	vs. N.E.	Dec. 6, 2020
Return Yards	109	vs. Atl.	Dec. 13, 2020
Longest Return	76	vs. Atl.	Dec. 13, 2020

13 | WR KEENAN ALLEN

RECEIVING

Category	No.	Opp.	Date
Receptions	16	vs. NYJ	Nov. 22, 2020
Receiving Yards	183	vs. Hou.	Sept. 22, 2019
Receiving TDs	2*	at Cin.	Dec. 5, 2021
Receiving Long	54	at Sea.	Nov. 4, 2018

RUSHING

Category	No.	Opp.	Date
Rushing Attempts	4	at Cle.	Oct. 14, 2018
Rushing Yards	41	at Cle.	Oct. 14, 2018
Rushing Long	28	at Sea.	Nov. 4, 2018

SCRIMMAGE

Category	No.	Opp.	Date
Touches	16	vs. NYJ	Nov. 22, 2020
Scrimmage Yards	186	vs. Hou.	Sept. 22, 2019
Scrimmage TDs	2*	vs. Hou.	Sept. 22, 2019

82 | TE STEPHEN ANDERSON

RECEIVING

Category	No.	Opp.	Date
Receptions	5	at Ten.	Dec. 3, 2017
Receiving Yards	79	at Ten.	Dec. 3, 2017
Receiving TDs	1*	at Phi.	Nov. 7, 2021
Receiving Long	45	vs. K.C.	Oct. 8, 2017

97 | OLB JOEY BOSA

DEFENSIVE

Category	No.	Opp.	Date
Total Tackles	8*	at Buf.	Nov. 29, 2020
Solo Tackles	7*	at Buf.	Nov. 29, 2020
Tackles for Loss	6	at Buf.	Nov. 29, 2020
Sacks	3.0	at Buf.	Nov. 29, 2020
Passes Defensed	1*	at Buf.	Nov. 29, 2020
Forced Fumbles	1*	at L.V.	Jan. 9, 2022
Fumbles Recovered	1	at Buf.	Nov. 29, 2020

20 | CB TEVAUGHN CAMPBELL

DEFENSIVE

Category	No.	Opp.	Date
Total Tackles	6*	vs. K.C.	Dec 16, 2021
Solo Tackles	6	vs. Min.	Nov. 14, 2021
INTs	1	vs. NYJ	Nov. 22, 2020
Passes Defensed	2*	at K.C.	Sept. 26, 2021
Forced Fumbles	2	at K.C.	Sept. 26, 2021
Fumbles Recovered	1	at Cin.	Dec. 5, 2021

87 | TE JARED COOK

RECEIVING

Category	No.	Opp.	Date
Receptions	9*	vs. LAR	Sept. 10, 2018
Receiving Yards	180	vs. LAR	Sept. 10, 2018
Receiving TDs	2*	at Ten.	Dec. 22, 2019
Receiving Long	80t	at Cle.	Oct. 2, 2011

RUSHING

Category	No.	Opp.	Date
Rushing Attempts	1	vs. Dal.	Sept. 21, 2014
Rushing Yards	0	vs. Dal.	Sept. 21, 2014
Rushing Long	0	vs. Dal.	Sept. 21, 2014

SCRIMMAGE

Category	No.	Opp.	Date
Touches	9*	vs. LAR	Sept. 10, 2018
Scrimmage Yards	180	vs. LAR	Sept. 10, 2018
Scrimmage TDs	2*	at Ten.	Dec. 22, 2019

95 | DL CHRISTIAN COVINGTON

DEFENSIVE

Category	No.	Opp.	Date
Total Tackles	9	at Hou.	Dec. 26, 2021
Solo Tackles	4*	at Phi.	Nov. 7, 2021
Tackles for Loss	2	vs. Buf.	Nov. 28, 2019
Sacks	2.5	at Ten.	Nov. 26, 2018
Passes Defensed	1*	vs. Mia.	Sept. 22, 2019
Forced Fumbles	1	at N.E.	Sept. 24, 2017

4 | QB CHASE DANIEL

PASSING

Category	No.	Opp.	Date
Completions	27	at Det.	Nov. 22, 2018
Attempts	39	at NYG	Dec. 2, 2018
Comp. Pct.**	73.3	vs. Min.	Nov. 29, 2019
Yards	285	at NYG	Dec. 2, 2018
TDs	2	at Det.	Nov. 22, 2018
Longest Comp.	48	at S.D.	Dec. 29, 2013
Passer Rating**	106.8	at Det.	Nov. 22, 2018

**Min. 20 Att.

RUSHING

Category	No.	Opp.	Date
Rushing Attempts	7	at S.D.	Dec. 29, 2013
Rushing Yards	59	at S.D.	Dec. 29, 2013
Rushing Long	29	at S.D.	Dec. 29, 2013

*Most Recent

SINGLE-GAME CAREER HIGHS

43 | CB MICHAEL DAVIS

DEFENSIVE

Category	No.	Opp.	Date
Total Tackles	9*	vs. Den.	Dec. 27, 2020
Solo Tackles	7	at Chi.	Oct. 27, 2019
INTs	1*	vs. Atl.	Dec. 13, 2020
Passes Defensed	4	vs. NYG	Dec. 12, 2021
Fumbles Recovered	2	at K.C.	Sept. 26, 2021

30 | RB AUSTIN EKELER

RUSHING

Category	No.	Opp.	Date
Rushing Attempts	19	at Cin.	Sept. 13, 2020
Rushing Yards	117	vs. L.V.	Oct. 4, 2021
Rushing TDs	2*	vs. Pit.	Nov. 21, 2021
Rushing Long	41	at Den.	Dec. 30, 2018

RECEIVING

Category	No.	Opp.	Date
Receptions	15	vs. Den.	Sept. 6, 2019
Receiving Yards	118	at Ten.	Oct. 20, 2019
Receiving TDs	2*	vs. Pit.	Nov. 21, 2021
Receiving Long	84	at Jax.	Dec. 8, 2019

SCRIMMAGE

Category	No.	Opp.	Date
Touches	25	at Buf.	Nov. 29, 2020
Scrimmage Yards	213	at Jax.	Dec. 8, 2019
Scrimmage TDs	3	vs. Pit.	Nov. 21, 2021

52 | OLB KYLER FACKRELL

DEFENSIVE

Category	No.	Opp.	Date
Total Tackles	6	at Sea.	Nov. 15, 2018
Solo Tackles	5	at Sea.	Nov. 15, 2018
Sacks	3.0*	at Sea.	Nov. 15, 2018
INTs	1	at Dal.	Oct. 11, 2020
INT TDs	1	at Dal.	Oct. 11, 2020
Passes Defensed	1	vs. T.B.	Nov. 2, 2020
Forced Fumbles	1*	vs. Was.	Oct. 18, 2020
Fumbles Recovered	1*	at Was.	Sept. 12, 2021

80 | WR MAURICE FFRENCH

RUSHING

Category	No.	Opp.	Date
Rushing Attempts	3*	at Was.	Sept. 12, 2021
Rushing Yards	39	at L.V.	Dec. 17, 2020

KICKOFF RETURN

Category	No.	Opp.	Date
Returns	3	at Den.	Nov. 1, 2020
Return Yards	38	at Den.	Nov. 1, 2020
Longest Return	30	at Den.	Nov. 1, 2020

32 | S ALOHI GILMAN

DEFENSIVE

Category	No.	Opp.	Date
Total Tackles	6*	vs. Min.	Nov. 14, 2021
Solo Tackles	6	at K.C.	Sept. 26, 2021
INTs	1	at K.C.	Sept. 26, 2021
Passes Defensed	1	at K.C.	Sept. 26, 2021

15 | WR JALEN GUYTON

RECEIVING

Category	No.	Opp.	Date
Receptions	6	at L.V.	Jan. 9, 2022
Receiving Yards	91	at L.V.	Dec. 17, 2020
Receiving TDs	1*	vs. K.C.	Dec. 16, 2021
Receiving Long	72t	at T.B.	Oct. 4, 2020

25 | CB CHRIS HARRIS JR.

DEFENSIVE

Category	No.	Opp.	Date
Total Tackles	11	vs. Jax.	Oct. 13, 2013
Solo Tackles	10	vs. Jax.	Oct. 13, 2013
Tackles for Loss	2*	vs. Cin.	Dec. 28, 2015
Sacks	1.0*	vs. Sea.	Sept. 9, 2019
INTs	2	at S.D.	Oct. 15, 2012
INT TD	1*	at Ari.	Oct. 18, 2018
Passes Defensed	4*	vs. Ari.	Oct. 5, 2014
Forced Fumbles	1*	vs. Ten.	Oct. 13, 2019

28 | CB DAVONTAE HARRIS

DEFENSIVE

Category	No.	Opp.	Date
Total Tackles	9	at Min.	Nov. 17, 2019
Solo Tackles	8	at Min.	Nov. 17, 2019
Passes Defensed	2	vs. Cle.	Nov. 3, 2019
Forced Fumbles	1	at Pit.	Dec. 2, 2020

10 | QB JUSTIN HERBERT

PASSING

Category	No.	Opp.	Date
Completions	37	vs. NYJ	Nov. 22, 2020
Attempts	64	at L.V.	Jan. 9, 2022
Comp. Pct.**	84.1	at Phi.	Nov. 7, 2021
Yards	398	vs. Cle.	Oct. 10, 2021
TDs	4*	vs. Cle.	Sept. 26, 2021
Longest Comp.	72t	at T.B.	Oct. 4, 2020
Passer Rating**	137.9	at T.B.	Oct. 4, 2020

**Min. 20 Att.

RUSHING

Category	No.	Opp.	Date
Rushing Attempts	9	vs. Pit.	Nov. 21, 2021
Rushing Yards	90	vs. Pit.	Nov. 21, 2021
Rushing TDs	1*	vs. K.C.	Dec. 16, 2021
Rushing Long	36	vs. Pit.	Nov. 21, 2021

*Most Recent

SINGLE-GAME CAREER HIGHS

6 | K DUSTIN HOPKINS

KICKING

Category	No.	Opp.	Date
Most FG Made	5	at NYG	Sept. 25, 2016
Longest FG Made	56	vs. Car.	Oct. 14, 2018
Most XP Made	5*	at Dal.	Nov. 26, 2020
Points Scored	17	vs. N.O.	Nov. 15, 2015

22 | RB JUSTIN JACKSON

RUSHING

Category	No.	Opp.	Date
Rushing Attempts	17	at Den.	Nov. 1, 2020
Rushing Yards	89	at Den.	Nov. 1, 2020
Rushing TDs	2	at Hou.	Dec. 26, 2021
Rushing Long	57	vs. N.E.	Oct. 31, 2021

RECEIVING

Category	No.	Opp.	Date
Receptions	8	vs. Bal.	Dec. 22, 2018
Receiving Yards	98	vs. Bal.	Dec. 22, 2018
Receiving Long	34	at Den.	Nov. 1, 2020

SCRIMMAGE

Category	No.	Opp.	Date
Touches	20*	at Den.	Nov. 1, 2020
Scrimmage Yards	162	at Hou.	Dec. 26, 2021
Scrimmage TDs	2	at Hou.	Dec. 26, 2021

33 | S DERWIN JAMES JR.

DEFENSIVE

Category	No.	Opp.	Date
Total Tackles	17	vs. Cle.	Oct. 10, 2021
Solo Tackles	9*	vs. Min.	Nov. 14, 2021
Tackles for Loss	2*	at Den.	Nov. 28, 2021
Sacks	1.0*	vs. Cle.	Oct. 10, 2021
INTs	1*	at Den.	Nov. 28, 2021
Passes Defensed	3	at Pit.	Dec. 2, 2018
Forced Fumbles	1*	vs. N.E.	Oct. 31, 2021

93 | DL JUSTIN JONES

DEFENSIVE

Category	No.	Opp.	Date
Total Tackles	8	vs. Pit.	Oct. 13, 2019
Solo Tackles	3*	at L.V.	Jan. 9, 2022
Tackles for Loss	2	at Den.	Nov. 1, 2020
Sacks	1.0*	at L.V.	Jan. 9, 2022
QB Pressures	2	vs. Den.	Oct. 6, 2019

98 | DL LINVAL JOSEPH

DEFENSIVE

Category	No.	Opp.	Date
Total Tackles	13	vs. Ind.	Dec. 18, 2016
Solo Tackles	9*	vs. G.B.	Nov. 22, 2015
Tackles for Loss	3	vs. St.L	Nov. 8, 2015
Sacks	2.0	at Dal.	Oct. 28, 2012
QB Pressures	5	at Dak.	Sept. 8, 2013

27 | RB JOSHUA KELLEY

RUSHING

Category	No.	Opp.	Date
Rushing Attempts	23	vs. K.C.	Sept. 20, 2020
Rushing Yards	64	vs. K.C.	Sept. 20, 2020
Rushing TDs	1*	at Buf.	Nov. 29, 2020
Rushing Long	26	at Cin.	Sept. 13, 2020

RECEIVING

Category	No.	Opp.	Date
Receptions	5*	vs. L.V.	Nov. 8, 2020
Receiving Yards	49	vs. K.C.	Sept. 20, 2020
Receiving Long	35	vs. K.C.	Sept. 20, 2020

SCRIMMAGE

Category	No.	Opp.	Date
Touches	25	vs. K.C.	Sept. 20, 2020
Scrimmage Yards	113	vs. K.C.	Sept. 20, 2020

KICK RETURN

Category	No.	Opp.	Date
Returns	2	at L.V.	Dec. 17, 2020
Return Yards	39	at L.V.	Dec. 17, 2020
Longest Return	21	at L.V.	Dec. 17, 2020

1 | P TY LONG

PUNTING

Category	No.	Opp.	Date
Longest Punt	69*	at Bal.	Oct. 17, 2021
Most Punts	7	at N.O.	Oct. 12, 2020
Best Net Avg.	51.5	at Jax.	Dec. 8, 2019
Most In20	3*	vs. L.V.	Oct. 4, 2021

36 | DB TREY MARSHALL

DEFENSIVE

Category	No.	Opp.	Date
Total Tackles	9	vs. Det.	Dec. 22, 2019
Solo Tackles	6	vs. Oak.	Dec. 29, 2019
Passes Defensed	1	vs. Oak.	Dec. 29, 2019
Forced Fumbles	1	vs. Oak.	Dec. 29, 2019
Fumbles Recovered	1	vs. Oak.	Dec. 29, 2019

*Most Recent

SINGLE-GAME CAREER HIGHS

88 | TE TRE' MCKITTY

RECEIVING

Category	No.	Opp.	Date
Receptions	3	vs. Den.	Jan. 2, 2022
Receiving Yards	22	vs. Den.	Jan. 2, 2022
Receiving Long	12	at Hou.	Dec. 26, 2021

91 | DL FORREST MERRILL

DEFENSIVE

Category	No.	Opp.	Date
Total Tackles	2	vs. Cle.	Oct. 10, 2021
Solo Tackles	1*	vs. Cle.	Oct. 10, 2021

11 | WR JASON MOORE JR.

RECEIVING

Category	No.	Opp.	Date
Receptions	3	at Hou.	Dec. 26, 2021
Receiving Yards	56	at Hou.	Dec. 26, 2021
Receiving Long	32	vs. Pit.	Oct. 13, 2019

9 | LB KENNETH MURRAY JR.

DEFENSIVE

Category	No.	Opp.	Date
Total Tackles	14	vs. N.E.	Dec. 6, 2020
Solo Tackles	12	vs. N.E.	Dec. 6, 2020
Tackles for Loss	2	vs. N.E.	Dec. 6, 2020
Passes Defensed	1*	vs. Jax.	Oct. 25, 2020

40 | FB GABE NABERS

RUSHING

Category	No.	Opp.	Date
Rushing Attempts	1*	vs. K.C.	Dec. 16, 2021
Rushing Yards	4*	vs. K.C.	Dec. 16, 2021
Rushing Long	4*	vs. K.C.	Dec. 16, 2021

RECEIVING

Category	No.	Opp.	Date
Receptions	2	at K.C.	Sept. 26, 2021
Receiving Yards	11	at K.C.	Sept. 26, 2021
Receiving TDs	1*	vs. L.V.	Nov. 8, 2020
Receiving Long	8	at K.C.	Sept. 26, 2021

31 | LB NICK NIEMANN

DEFENSIVE

Category	No.	Opp.	Date
Total Tackles	4	at Bal.	Oct. 17, 2021
Solo Tackles	2	at Bal.	Oct. 17, 2021
INTs	1	vs. NYG	Dec. 12, 2021

42 | OLB UCHENNA NWOSU

DEFENSIVE

Category	No.	Opp.	Date
Total Tackles	7	at L.V.	Jan. 2, 2022
Solo Tackles	6	at L.V.	Jan. 2, 2022
Tackles for Loss	4	at L.V.	Jan. 2, 2022
Sacks	2.0	at Cin.	Dec. 1, 2021
Passes Defensed	2	at T.B.	Oct. 4, 2020
INTs	2	at Bal.	Oct. 17, 2021
Forced Fumbles	1	vs. Pit.	Nov. 21, 2021

89 | TE DONALD PARHAM JR.

RECEIVING

Category	No.	Opp.	Date
Receptions	4	vs. Pit.	Nov. 21, 2021
Receiving Yards	47	vs. Den.	Dec. 27, 2020
Receiving TDs	1*	at Phi.	Nov. 7, 2021
Receiving Long	26	vs. Den.	Dec. 27, 2020

57 | LB AMEN OGBONGMEMIGA

DEFENSIVE

Category	No.	Opp.	Date
Total Tackles	8	at Bal.	Oct. 17, 2021
Solo Tackles	3*	at Hou.	Dec. 26, 2021
Sacks	1.0	vs. Min.	Nov. 14, 2021

5 | WR JOSHUA PALMER

RECEIVING

Category	No.	Opp.	Date
Receptions	5	at Hou.	Dec. 26, 2021
Receiving Yards	45	at L.V.	Jan. 2, 2022
Receiving TDs	1*	at L.V.	Jan. 2, 2022
Receiving Long	24t	vs. N.E.	Oct. 31, 2021

*Most Recent

SINGLE-GAME CAREER HIGHS

7 | WR ANDRE ROBERTS

RECEIVING

Category	No.	Opp.	Date
Receptions	9	vs. St.L	Nov. 25, 2012
Receiving Yards	118	vs. Mia.	Sept. 30, 2012
Receiving TDs	2	vs. Mia.	Sept. 30, 2012
Receiving Long	74t	vs. Dal.	Dec. 25, 2010

RUSHING

Category	No.	Opp.	Date
Rushing Attempts	1*	vs. K.C.	Dec. 16, 2021
Rushing Yards	19	vs. Jax.	Sept. 14, 2014
Rushing Long	19	vs. Jax.	Sept. 14, 2014

SCRIMMAGE

Category	No.	Opp.	Date
Touches	10	vs. St.L	Nov. 25, 2012
Scrimmage Yards	118	vs. Mia.	Sept. 30, 2012
Scrimmage TDs	2	vs. Mia.	Sept. 30, 2012

KICK RETURN

Category	No.	Opp.	Date
Returns	6*	at Ten.	Oct. 13, 2020
Return Yards	203	vs. G.B.	Dec. 23, 2018
Return TDs	1*	vs. Den.	Jan. 2, 2022
Longest Return	101t	vs. Den.	Jan. 2, 2022

PUNT RETURN

Category	No.	Opp.	Date
Returns	7	vs. Jax.	Sept. 14, 2014
Return Yards	137	at Det.	Sept. 10, 2018
Return TDs	1*	at Det.	Sept. 10, 2018
Longest Return	85t	at Chi.	Oct. 2, 2016

35 | RB LARRY ROUNTREE III

RUSHING

Category	No.	Opp.	Date
Rushing Attempts	11	vs. L.V.	Oct. 4, 2021
Rushing Yards	31	vs. L.V.	Oct. 4, 2021
Rushing TDs	1	vs. Min.	Nov. 14, 2021
Rushing Long	13	at Was.	Sept. 12, 2021

SCRIMMAGE

Category	No.	Opp.	Date
Touches	11	vs. L.V.	Oct. 4, 2021
Scrimmage Yards	31	vs. L.V.	Oct. 4, 2021

KICK RETURN

Category	No.	Opp.	Date
Returns	2*	vs. Cle.	Oct. 10, 2021
Return Yards	45	vs. Cle.	Oct. 10, 2021
Longest Return	24	vs. L.V.	Oct. 4, 2021

26 | CB ASANTE SAMUEL JR.

DEFENSIVE

Category	No.	Opp.	Date
Total Tackles	7	vs. Pit.	Nov. 21, 2021
Solo Tackles	5	vs. Pit.	Nov. 21, 2021
Tackles for Loss	1	at Was.	Sept. 12, 2021
INTs	1*	at K.C.	Sept. 26, 2021
Passes Defensed	3	vs. Dal.	Sept. 19, 2021

23 | CB RYAN SMITH

DEFENSIVE

Category	No.	Opp.	Date
Total Tackles	9	at N.O.	Nov. 5, 2017
Solo Tackles	8	at Atl.	Nov. 16, 2017
Tackles for Loss	1	at Car.	Nov. 4, 2018
Special Teams Tackles	3	vs. Cle.	Oct. 10, 2021
INTs	1	vs. S.F.	Nov. 25, 2018
Passes Defensed	2*	vs. Phi.	Sept. 16, 2018

2 | QB EASTON STICK

PASSING

Category	No.	Opp.	Date
Completions	1	vs. Jax.	Oct. 25, 2020
Attempts	4	vs. Jax.	Oct. 25, 2020
Yards	4	vs. Jax.	Oct. 25, 2020
Longest Comp.	4	vs. Jax.	Oct. 25, 2020

99 | DL JERRY TILLERY

DEFENSIVE

Category	No.	Opp.	Date
Total Tackles	7	vs. Dal.	Sept. 19, 2021
Solo Tackles	4	vs. Dal.	Sept. 19, 2021
Tackles for Loss	2	vs. Den.	Jan. 2, 2022
Sacks	1.0*	vs. Den.	Jan. 2, 2022
Passes Defensed	1*	vs. NYJ	Nov. 22, 2020
Forced Fumbles	1*	vs. N.E.	Dec. 6, 2020
Fumble Recoveries	1	vs. L.V.	Nov. 8, 2020

49 | LB DRUE TRANQUILL

DEFENSIVE

Category	No.	Opp.	Date
Total Tackles	14	at Oak.	Nov. 7, 2019
Solo Tackles	7	at Jax.	Dec. 8, 2019
Tackles for Loss	3	at Den.	Dec. 1, 2019
Sacks	1.0	at Cin.	Dec. 5, 2021
Passes Defensed	1	at Chi.	Oct. 27, 2019

*Most Recent

SINGLE-GAME CAREER HIGHS

44 | LB KYZIR WHITE

DEFENSIVE

Category	No.	Opp.	Date
Total Tackles	15	at N.O.	Oct. 12, 2020
Solo Tackles	10	at N.O.	Oct. 12, 2020
Tackles for Loss	1*	vs. N.E.	Oct. 31, 2021
Sacks	1.0	at K.C.	Sept. 16, 2021
INTs	2	at Bal.	Oct. 17, 2021
Passes Defensed	2*	at Bal.	Oct. 17, 2021
Forced Fumbles	2*	at Was.	Sept. 12, 2021

81 | WR MIKE WILLIAMS

RECEIVING

Category	No.	Opp.	Date
Receptions	9	at L.V.	Jan. 9, 2022
Receiving Yards	165	vs. Cle.	Oct. 10, 2021
Receiving TDs	2*	vs. Cle.	Oct. 10, 2021
Receiving Long	.64t	at N.O.	Oct. 12, 2020

RUSHING

Category	No.	Opp.	Date
Rushing Attempts	1*	vs. G.B.	Nov. 3, 2019
Rushing Yards	19	at K.C.	Dec. 13, 2018
Rushing TDs	1	at K.C.	Dec. 13, 2018
Rushing Long	19t	at K.C.	Dec. 13, 2018

SCRIMMAGE

Category	No.	Opp.	Date
Touches	9	at L.V.	Jan. 9, 2022
Scrimmage Yards	165	vs. Cle.	Sept. 26, 2021
Scrimmage TDs	3	at K.C.	Dec. 13, 2018

DEFENSIVE

Category	No.	Opp.	Date
INT	1	vs. Den.	Dec. 27, 2020



PLAYER
CAPSULES



ODAY ABOUSHI ⚡ 76

GUARD | VIRGINIA

6-5 | 315 lbs | BROOKLYN, N.Y.

UFA (DET) — 2021

EXPERIENCE: 9TH NFL SEASON

1ST YEAR WITH CHARGERS

2021: Placed on Reserve/Injured following Week 5 (knee)...Started all five game appearances at RG, seeing action on 100 percent of the offensive snaps prior to sustaining an injury against Cleveland in Week 5...**at Washington (Sept. 12):** Started the season opener at RG...Saw action on all 81 of the Chargers' offensive snaps, helping keep QB Justin Herbert clean as the second-year signal caller logged his ninth-career 300-yard passing performance, helping the Bolts secure a Week 1 victory...**vs. Dallas (Sept. 19):** In his first home start as a member of the Bolts, started at RG and helped protect Justin Herbert totaled 338 yards passing to secure his 10th career 300-yard performance, tying the NFL record for most outings of the like through a player's first two seasons...**at Kansas City (Sept. 26):** Started at RG, helping secure the Bolts' second road win, and first AFC West Division victory, of the 2021 slate...Kept Justin Herbert clean as the signal-caller orchestrated his second come-from-behind fourth-quarter victory behind a four-TD effort...**vs. Las Vegas (Oct. 4):** Started at RG and did not miss an offensive snap, keeping Justin Herbert clean as the signal-caller registered three first-half passing touchdowns, as his seven passing scores on *Monday Night Football* are tied for the second-most by any player through their first two starts on *MNF* in league history...**vs. Cleveland (Oct. 10):** Started his fifth game at RT, seeing action on five snaps before departing the game after the start of the offense's second possession...Provided early protection for QB Justin Herbert to throw for an eventual-career-best 398 yards and four passing scores, along with a rushing touchdown.

ODAY ABOUSHI NFL GAMES

Year	Team	GP	GS
2014	New York Jets	15	10
2015	Houston	7	5
2016	Houston	4	3
2017	Seattle	8	8
2018	Arizona	8	6
2019	Detroit	7	2
2020	Detroit	16	8
2021	Los Angeles Chargers	5	5
NFL Totals		70	47
POSTSEASON			
Year	Team	GP	GS
2016	Houston	2	0
NFL Totals		2	0



NASIR ADDERLEY ⚡ 24

SAFETY | DELAWARE

6-0 | 206 lbs | PHILADELPHIA, PA.

DRAFT 2 — 2019

EXPERIENCE: 3RD NFL SEASON

3RD YEAR WITH CHARGERS

2021: Finished the season ranked third on the team with 97 tackles (67 solo), along with five passes defended, three tackles for loss, one forced fumble and one fumble recovery, starting all 15 appearances at S...**at Washington (Sept. 12):** Registered three solo tackles in the Week 1 victory, seeing action on 40 snaps defensively... Helped anchor a defensive unit that held Washington to just 133 yards passing ...In the return game, added two kickoff returns for 35 yards (17.5 avg.)...**vs. Dallas (Sept. 19):** Amassed a career-high nine tackles (eight solo) and one pass defended...Jarred loose a pass and recorded a solo stop on Dallas' first offensive drive of the fourth quarter, leading to the Cowboys settling for a field goal down the stretch...**at Kansas City (Sept. 26):** Matched a career-high with nine total tackles (eight solo) as the defensive unit held Chiefs QB Patrick Mahomes to 5.9 yards per attempt, the third-lowest output of his career, as the unit forced four Chiefs turnovers, the most takeaways by the Bolts in a single game since 2018 (Week 17)...**vs. Las Vegas (Oct. 4):** Secured five tackles (two solo) in the winning effort...Backended a defensive unit that held the Raiders to zero net yards offensively through the first quarter and just one first down in the first half, which tied as the second-fewest first downs allowed by a Chargers defense in the first half of a single game since 2006...**vs. Cleveland (Oct. 10):** In the winning effort, secured eight tackles (seven solo), including one tackle for loss on a RB Nick Chubb run off left tackle in the first quarter...Logged one kickoff return for 13 yards...**at Baltimore (Oct. 17):** Inactive (hip)...**vs. New England (Oct. 31):** In the third quarter, landed on a S Derwin James Jr. forced fumble, giving the Bolts their first takeaway of the game and 10th takeaway of the season...Finished the game with seven tackles (five solo) and one pass defended, along with his fumble recovery...Secured the lone pass defended of the day for the Chargers, breaking up a pass intended for WR Jakobi Meyers on first down...**at Philadelphia (Nov. 7):** Totaled six tackles (five solo)...Batted away a pass intended for TE Dallas Goedert in the first quarter to notch his team-best fourth pass defended this season...**vs. Minnesota (Nov. 14):** Inactive (ankle)...**vs. Pittsburgh (Nov. 21):** Returned to the lineup and secured five tackles (four solo), including a tackle for loss, in the win over the Steelers...On second-and-goal from the three, corralled WR Chase Claypool on an end around to register

2021, LOS ANGELES CHARGERS

Date	Opp.	Res.	Games P/S	Tackles					Interceptions					Fumbles			
				Tot	So	As	Sk	Yd	TFL	No.	Yd	Lg	TD	PD	FF	FR	
09/12	at Was	W	1/1	3	2	0	0.0	0	0	0	0	0	0	0	0	0	0
09/19	Dal	L	1/1	9	8	1	0.0	0	0	0	0	0	0	0	1	0	0
09/26	at KC	W	1/1	10	8	2	0.0	0	0	0	0	0	0	0	0	0	0
10/04	LV	W	1/1	5	2	3	0.0	0	0	0	0	0	0	1	0	0	0
10/10	Cle	W	1/1	8	7	1	0.0	0	1	0	0	0	0	0	0	0	0
10/17	at Bal	L	0/0	— Inactive —													
10/31	NE	L	1/1	7	5	2	0.0	0	0	0	0	0	0	0	0	0	1
11/7	at Phi	W	1/1	6	5	1	0.0	0	0	0	0	0	0	0	1	0	0
11/14	Min	L	0/0	— Inactive —													
11/21	Pit	W	1/1	5	4	1	0.0	0	1	0	0	0	0	0	1	0	0
11/28	at Den	L	1/1	7	4	3	0.0	0	0	0	0	0	0	0	1	0	0
12/05	at Cin	W	1/1	7	2	5	0.5	0	0	0	0	0	0	0	0	0	0
12/12	NYG	W	1/1	6	3	3	0.0	0	0	0	0	0	0	0	1	0	0
12/16	KC	L (OT)	1/1	3	2	1	0.0	0	0	0	0	0	0	0	0	0	0
12/26	at Hou	L	1/1	3	2	1	0.0	0	1	0	0	0	0	0	0	0	0
01/02	Den	W	1/1	8	5	3	0.0	0	0	0	0	0	0	0	0	0	0
01/09	at LV	L (OT)	1/1	10	7	3	0.0	0	0	0	0	0	0	0	0	1	0
'21 TOTALS	9-8	15/15		97	67	30	0.5	0	3	0	0	0	0	0	5	1	1

his second tackle for loss of the season...**at Denver (Nov. 28):** Secured seven tackles (four solo), which tied for the second most on the team...**at Cincinnati (Dec. 5):** Totaled seven tackles (two solo), partnering with S Derwin James Jr. to secure his first career sack, splitting the third-quarter sack...**vs. N.Y. Giants (Dec. 12):** Totaled six tackles (three solo) and a pass defended in the winning effort...Also secured a stop on kickoff coverage...**vs. Kansas City (Dec. 16):** Registered three tackles (two solo)...**at Houston (Dec. 16):** Secured three tackles (two solo), including a fourth-quarter tackle for loss...**vs. Denver (Jan. 2):** Totaled eight tackles (five solo) in a winning effort...On a fourth-and-four trick play attempt, applied pressure on WR Kendall Hinton's pass attempt, helping the Chargers thwart Denver's threat...**at Las Vegas (Jan. 9):** Closed out the season with a team-high 10 tackles (seven solo) and a forced fumble...Forced the ball away from TE Foster Moreau in the first quarter, logging his first career forced fumble.

NASIR ADDERLEY NFL STATISTICS

Year	Team	GP	GS	— Tackles —					Yds	TFL	— Interceptions —					— Fumbles —			ST Tackles
				Total	Solo	Asst	Sacks	No.			Yds	Lg	TD	PD	FF	FR	Yds		
2019	Los Angeles Chargers	4	0	0	0	0	0.0	0	0	0	0	0	0	0	0	0	0	0	2
2020	Los Angeles Chargers	15	14	69	58	11	0.0	0	0	1	39	39	0	3	0	1	0	0	0
2021	Los Angeles Chargers	15	15	97	67	30	0.5	3.5	3	0	0	0	0	5	1	1	0	0	2
NFL Totals		34	29	166	125	41	0.5	3.5	3	1	39	39	0	8	1	2	0	0	4

Year	Team	No.	Yds	Avg.	Lg	TD	— Kickoff Returns —					— Punt Returns —					— All-Purpose —	
							No.	Yds	Avg.	Lg	TD	No.	FC	Yds	Avg.	Lg	TD	Yards
2020	Los Angeles Chargers	11	318	28.0	76	0	0	0	0	0	0	0	0	0	0	0	318	
2021	Los Angeles Chargers	1	48	16.0	19	0	0	0	0	0	0	0	0	0	0	0	48	
NFL Totals		14	366	26.1	76	0	0	0	0	0	0	0	0	0	0	0	366	



KEENAN ALLEN ⚡ 13

WIDE RECEIVER | CALIFORNIA

6-2 | 211 lbs | GREENSBORO, N.C.

DRAFT 3 — 2013

EXPERIENCE: 9TH NFL SEASON

9TH YEAR WITH CHARGERS

2021: Selected to his fifth-straight Pro Bowl...Started 16 games at WR, hauling in a franchise-record 106 catches for 1,138 yards (10.7 avg) and six TDs...Extended his streak of seasons with 95 or more receptions to five consecutive, good for the second-longest streak in NFL history...The 1,000-yard season marks the fifth of his career, the most by a Charger in the last 50 years...The season also marked his fourth with 100 receptions, including his third consecutive...Posted four games with 100-plus receiving yards, giving him 31 for his career...Reached 700 career receptions in Week 12, his 104th career game, tying Antonio Brown as the fastest player ever to eclipse that mark...Climbed to No. 4 on the team's all-time receiving yards list, passing WR Gary Garrison (7,533)...Caught 31 passes on third down, moving the chains on 25 of those receptions...Tied a team record with three-straight games with at least eight catches...**Awards:** Pro Bowl Selection (Fifth)...**at Washington (Sept. 12):** Hauled in 100 receiving yards on nine receptions (11.1 avg.)...The performance was the 28th of his career and his fourth in a season opener, tying for the second most in season openers since he entered the NFL in 2013...Set up a touchdown on the opening drive by motioning into the backfield to the right of QB Justin Herbert before running an angle-route to beat the coverage of CB Kendall Fuller and haul in a seven-yard pass, moving the chains on third-and-five...Later in the first quarter, caught a bubble-screen to the left of Herbert and spun out of a tackle attempt by Fuller to turn the play into an 11-yard gain...Found a soft spot in the coverage in the fourth quarter on third-and-16 to move the chains and keep the game-sealing drive alive...**vs. Dallas (Sept. 19):** Posted four receptions for 108 yards (27.0 avg.), good for his second 100-yard game of the season and No. 29 for his career...The 27-yard receiving average was the second-best single-game average of his career...Ran a flag-route on the opening drive to get behind the defense for a 22-yard gain along the sideline...Hauled in a 42-yard pass on third-and-15 in the third quarter by getting behind CB Trevon Diggs and adjusting his body to the pass along the right sideline...**at Kansas City (Sept. 26):** Registered 50 receiving yards and his first TD grab of the season on eight catches (6.3 avg.)...In the second quarter, elevated over CB L'Jarius Sneed to high-point a six-yard pass to help set up the team's second score of the day...Kept a scoring drive alive on the first play of the fourth quarter, converting a fourth-and-four by beating CB Mike Hughes on an angle-route from the left slot for a nine-yard gain...Kept the game-winning drive alive in the fourth quarter by beating CB DeAndre Baker on a slant-route to move the chains on third-and-two...**vs. Las Vegas (Oct. 4):** Made his seventh career start on *Monday Night Football*, totaling seven receptions for 36 yards (5.1 avg.)...Eclipsed 650 career receptions in the 104th game of his career, tying WR

2021, LOS ANGELES CHARGERS

Date	Opp.	Res.	Games		No.	Receiving				Rushing				Scrim Yds			
			P/S			Yds	Avg.	Lg	TD	Att	Yds	Avg.	Lg		TD		
09/12	at Was	W	1/1		9	100	11.1	17	0	0	0	—	—	0	100		
09/19	Dal	L	1/1		4	108	27.0	42	0	0	0	—	—	0	108		
09/26	at KC	W	1/1		8	50	6.3	43	1	0	0	—	—	0	50		
10/04	LV	W	1/1		7	36	5.1	9	0	0	0	—	—	0	36		
10/10	Cle	W	1/1		6	75	12.5	37	0	0	0	—	—	0	75		
10/17	at Bal	L	1/1		5	50	10.1	21	0	0	0	—	—	0	50		
10/31	NE	L	1/1		6	77	12.8	41	1	0	0	—	—	0	77		
11/07	at Phi	W	1/1		12	104	8.7	18	0	0	0	—	—	0	104		
11/14	Min	L	1/1		8	98	12.3	26	0	0	0	—	—	0	98		
11/21	Pit	W	1/1		9	112	12.4	30	0	0	0	—	—	0	112		
11/28	at Den	L	1/1		7	85	12.1	24	0	0	0	—	—	0	85		
12/05	at Cin	W	1/1		5	34	6.8	10	2	0	0	—	—	0	34		
12/12	NYG	W	0/0		— Reserve/COVID-19 —												
12/16	KC	L (OT)	1/1		6	78	13.0	29	1	0	0	—	—	0	78		
12/26	at Hou	L	1/1		4	35	8.8	15	0	0	0	—	—	0	35		
01/02	Den	W	1/1		4	44	11.0	16	1	0	0	—	—	0	44		
01/09	at LV	L (OT)	1/1		6	52	8.7	14	0	0	0	—	—	0	52		
'21 TOTALS					9-8	16/16	106	1,138	10.7	42	6	0	0	—	—	0	1,138

Antonio Brown and WR Julio Jones for the fastest to do so in NFL history...**vs. Cleveland (Oct. 10):** Registered 75 receiving yards on six catches (12.5 avg.), including one that went for 37 yards to convert a third-and-five in the fourth quarter to keep a TD drive alive...On the play, ran a corner-route against the coverage of CB Troy Hill, getting both feet down along the right sideline to put the offense in Cleveland territory...**at Baltimore (Oct. 17):** Hauled in five passes on the day for 50 yards (10.0 avg.)...**vs. New England (Oct. 31):** Led the team with six catches for 77 yards (12.8 avg.) and a TD...Beat DB J.C. Jackson on a corner-route along the right side for a 41-yard gain to put the offense in the red zone on the team's opening drive...Settled at the goal line in the second quarter on a drag-route to catch the five-yard TD...**at Philadelphia (Nov. 7):** Led the Bolts with 104 receiving yards on 12 receptions (8.7 avg.), good for his 30th career 100-yard game...The performance marked his ninth of 12-plus catches and 100-plus yards, passing Hall of Fame WR Marvin Harrison and WR Wes Welker for the most in NFL history...Made a diving catch across the middle for a 17-yard gain on the team's opening drive...Beat CB Avonte Maddox off the line of scrimmage in the third quarter on a slant-route before breaking a tackle to post a 16-yard reception...**vs. Minnesota (Nov. 14):** Eclipsed 8,000 career receiving yards by hauling in eight passes for 98 yards (12.3 avg.)...Extended a scoring drive in the fourth quarter by beating the coverage of CB Mackensie Alexander on a deep crossing route to bring in a 26-yard pass on third-and-three...**vs. Pittsburgh (Nov. 21):** Made his fifth career start on *Sunday Night Football*, recording nine receptions for 112 yards (12.4 avg.)...Extended his franchise-record-tying streak of games with at least eight catches to three consecutive contests...The 112 receiving yards marked his 31st career 100-yard game...In the second quarter, hauled in a pass

along the left sideline for an 18-yard gain, CB Cameron Sutton... Converted a third-and-13 early in the third quarter by running a skinny-post from the right slot, getting behind the coverage of Sutton for a 30-yard gain...**at Denver (Nov. 28):** Recorded 85 receiving yards on seven catches (12.1 avg.), eclipsing 700 career receptions in game No. 111 to tie Antonio Brown as the fastest to reach that mark in NFL history...Converted a third-and-15 in the second quarter by running a flag-route and getting behind the coverage of CB Kyle Fuller for a 24-yard gain...Again beat the coverage of Fuller on a deep out-route on third-and-seven, catching the pass along the sideline for an 18-yard gain to keep a TD drive alive at the end of the first half...**at Cincinnati (Dec. 5):** Hauled in five passes for 34 yards (6.8 avg.) and two TDs, reaching the line to gain for a first down or score on each of his five catches...Posted both TD catches in the first quarter, becoming the first Bolts player with multiple TD grabs in a first quarter since 2012...On a fourth-and-goal on the opening drive, beat CB Chidobe Awuzie on a slant-route from the right slot and hauled in a bullet from Justin Herbert for a four-yard TD...Ran a seam-route and was wide open in the end zone for a seven-yard TD late in the first quarter...Ran a Philly Special play on a two-point try in the second quarter, taking a pitch from RB Austin Ekeler and throwing a pass to Herbert for a successful conversion...**vs. Kansas City (Dec. 16):** Made his sixth career start on *Thursday Night Football*... Returned to action to lead the team with six receptions for 78 yards (13.0 avg.) and a TD...Caught three passes on third down, including his eight-yard TD...Eclipsed 1,000 yards on the season,

giving him five 1,000-yard campaigns in his career...Made his first catch of the day on third down on a third-and-two in the second quarter, beating DeAndre Baker on a slant-route to gain 15 yards and set the team up at first-and-goal from the five-yard line...In the fourth quarter, ran pre-snap from the right side of the formation to the left, running a wheel-route at the snap to beat Baker and haul in a perfectly placed pass for a 29-yard gain...**at Houston (Dec. 26):** Hauled in four passes for 35 yards (8.8 avg.)... Reached 96 receptions on the year, giving him five-straight seasons with 95-plus catches — good for the second-longest streak in NFL history...Kept the team's first TD drive alive by gaining 15 yards on a shallow crossing-route on third-and-10 in the second quarter...**vs. Denver (Jan. 2):** Registered four receptions for 44 yards (11.0 avg.) and a TD...The first catch gave him 500 over the last five seasons, making him the 10th player in history to reach that mark in any five-year span...Reached 100 receptions on the season...On the TD, beat the coverage of CB Nate Hairston on a smash-route for the eight-yard score...**at Las Vegas (Jan. 9):** Hauled in six catches for 52 yards (8.7 avg.), bringing him to a team-record 106 receptions on the year...Moved the chains on three of his catches, including one on third down...Beat CB Casey Hayward Jr., on a crossing-route late in the fourth quarter to convert a fourth-and-10...Kept the same drive alive by beating CB Nate Hobbs on a corner-route to move the chains on third-and-10.

KEENAN ALLEN NFL STATISTICS

Year	Team	GP	GS	— Receiving —					— Rushing —					— Scrimmage —
				No.	Yds	Avg.	Lg	TD	Att	Yds	Avg.	Lg	TD	Yards
2013	San Diego	15	14	71	1,046	14.7	43t	8	0	0	—	—	0	1,046
2014	San Diego	14	14	77	783	10.2	35	4	0	0	—	—	0	783
2015	San Diego	8	8	67	725	10.8	38	4	0	0	—	—	0	725
2016	San Diego	1	1	6	63	10.5	15	0	0	0	—	—	0	63
2017	Los Angeles Chargers	16	15	102	1,393	13.7	51	6	2	9	4.5	6	0	1,402
2018	Los Angeles Chargers	16	14	97	1,196	12.3	54	6	9	75	8.3	28	0	1,271
2019	Los Angeles Chargers	16	16	104	1,199	11.5	45	6	3	16	5.3	18	0	1,215
2020	Los Angeles Chargers	14	13	100	992	9.9	28	8	1	-1	-1.0	-1	0	991
2021	Los Angeles Chargers	16	16	106	1,138	10.7	42	6	0	0	—	—	0	1,138
NFL Totals		116	111	730	8,535	11.7	54	48	15	99	6.6	28	0	8,634
Year	Team	No.	Yds	Avg.	Lg	TD	— Punt Returns —					— All-Purpose —		
							No.	FC	Yds	Avg.	Lg	TD	Yards	
2013	San Diego	0	0	—	—	0	15	13	125	8.3	28	0	1,171	
2014	San Diego	0	0	—	—	0	11	11	99	9.0	29	0	882	
2015	San Diego	0	0	—	—	0	3	4	5	1.7	5	0	730	
2016	San Diego	0	0	—	—	0	0	0	0	—	—	0	63	
2017	Los Angeles Chargers	0	0	—	—	0	0	0	0	—	—	0	1,461	
2018	Los Angeles Chargers	1	25	25.0	25	0	1	1	0	0.0	0	0	1,277	
2019	Los Angeles Chargers	0	0	—	—	0	0	0	0	—	—	0	1,215	
2020	Los Angeles Chargers	0	0	—	—	0	0	0	0	—	—	0	991	
2021	Los Angeles Chargers	0	0	—	—	0	0	0	0	—	—	0	1,138	
NFL Totals		1	25	25.0	25	0	30	29	229	7.6	29	0	8,888	
Year	Team	GP	GS	— Receiving —					— Rushing —					— Scrimmage —
				No.	Yds	Avg.	Lg	TD	Att	Yds	Avg.	Lg	TD	Yards
2013	San Diego	2	2	8	163	20.4	49	2	0	0	—	—	0	163
2018	Los Angeles Chargers	2	1	6	112	18.7	43t	1	0	0	—	—	0	112
Postseason Totals		4	3	14	275	19.6	49	3	0	0	—	—	0	275
Year	Team	No.	Yds	Avg.	Lg	TD	— Punt Returns —					— All-Purpose —		
							No.	FC	Yds	Avg.	Lg	TD	Yards	
2013	San Diego	0	0	—	—	0	0	2	0	—	—	0	163	
2018	Los Angeles Chargers	0	0	—	—	0	0	0	0	—	—	0	112	
Postseason Totals		0	0	—	—	0	0	2	0	—	—	0	275	



STEPHEN ANDERSON ⚡ 82

TIGHT END | CALIFORNIA

6-3 | 230 lbs | SAN JOSE, CALIF.

FREE AGENT — 2019

EXPERIENCE: 4TH NFL SEASON

3RD YEAR WITH CHARGERS

2021: Appeared in all 17 games (four starts), totaling 16 grabs for 165 yards (10.3 avg.) with a long of 34 yards and one receiving touchdown....Notched first start of the season in the Week 3 win at Kansas City...Logged two tackles on special teams coverage in the team's Week 1 win at Washington...**at Washington (Sept. 12):** Registered one reception for one yard in the second quarter to help extend the Chargers' final drive of the first half...Contributed on special teams, joining forces with LB Drue Tranquill for a tackle on punt coverage...**vs. Dallas (Sept. 19):** Totaled a season-high two grabs for nine yards (4.5 avg.) with a long of seven yards...Helped Justin Herbert record 338 yards passing, his 10th career 300-yard performance, which tied the NFL record for most outings of the like through a player's first two seasons...**at Kansas City (Sept. 26):** Started as the third TE, contributing on offense and in the kicking game...**vs. Las Vegas (Oct. 4):** Hauled in a 34-yard grab from Justin Herbert, the longest play of the day by the Bolts and the second-longest reception of his career, on second-and-two, leading to a touchdown two plays later...**vs. Cleveland (Oct. 10):** Notched one target offensively, while continuing to contribute on special teams...**at Baltimore (Oct. 17):** Logged one catch for -1 yard (-1.0 avg.) while adding a tackle on punt coverage...**vs. New England (Oct. 31):** Contributed as an extra tight end for the offense, while continuing to provide support on coverage units...Brought down WR Gunner Olszewski on punt coverage in the first quarter to notch his third special teams tackle of the season...**at Philadelphia (Nov. 7):** Totaled a season-high four catches for 39 yards (9.8 avg.) and his first touchdown of the season...Hauled in a two-yard score on the second offensive possession...**vs. Minnesota (Nov. 14):** Registered one tackle on punt coverage...**vs. Pittsburgh (Nov. 21):** Started at TE and saw action on 19 snaps offensively, while continuing to contribute on special teams...**at Denver (Nov. 28):** Hauled in two passes for 18 yards (9.0 avg.), including a 13-yard first-down grab on the opening possession

2021, LOS ANGELES CHARGERS

Date	Opp.	Res.	Games		Receiving					Rushing					Scrim Yds	
			P/S	No.	Yds	Avg.	Lg	TD	Att	Yds	Avg.	Lg	TD			
09/12	at Was	W	1/0	1	1	1.0	1	0	0	0	—	—	0	0	1	
09/19	Dal	L	1/0	2	9	4.5	7	0	0	0	—	—	0	0	9	
09/26	at KC	W	1/1	0	0	—	—	0	0	0	—	—	0	0	0	
10/04	LV	W	1/0	1	34	34.0	34	0	0	0	—	—	0	0	34	
10/10	Cle	W	1/0	0	0	—	—	0	0	0	—	—	0	0	0	
10/17	at Bal	L	1/0	1	-1	-1.0	-1	0	0	0	—	—	0	0	0	
10/31	NE	L	1/0	0	0	—	—	0	0	0	—	—	0	0	0	
11/07	at Phi	W	1/0	4	39	9.8	23	1	0	0	—	—	0	0	0	
11/14	Min	L	1/0	0	0	—	—	0	0	0	—	—	0	0	0	
11/21	Pit	W	1/1	0	0	—	—	0	0	0	—	—	0	0	0	
11/28	at Den	L	1/0	2	18	9.0	13	0	0	0	—	—	0	0	18	
12/05	at Cin	W	1/0	0	0	—	—	0	0	0	—	—	0	0	0	
12/12	NYG	W	1/0	1	11	11.0	11	0	0	0	—	—	0	0	11	
12/16	KC	L (OT)	1/1	1	12	12.0	12	0	0	0	—	—	0	0	12	
12/26	at Hou	L	1/0	2	34	17.0	27	0	0	0	—	—	0	0	34	
01/02	Den	W	1/0	1	8	8.0	8	0	0	0	—	—	0	0	8	
01/09	at LV	L (OT)	1/1	0	0	—	—	0	0	0	—	—	0	0	0	
'21 TOTALS				9-8	17/4	16	165	10.3	34	1	0	0	—	—	0	165

of the second half...**at Cincinnati (Dec. 5):** Contributed on special teams and added value as an extra blocker in the run game...**vs. N.Y. Giants (Dec. 12):** Totaled one catch for 11 yards, securing the first down on second-and-eight for the Bolts offense in the third quarter...**vs. Kansas City (Dec. 16):** On third-and-six in the opening quarter, caught a short pass left and gained 12 yards, securing a first-down conversion...Finished the game with one grab for 12 yards (12.0 avg.)...**at Houston (Dec. 26):** Hauled in two passes for 34 yards (17.0 avg.), including a 27-yard grab in the fourth quarter...**vs. Denver (Jan. 2):** Brought in one catch for eight yards on a second-and-five, registering a first down in the fourth quarter...**at Las Vegas (Jan. 9):** Closed out the year with his fourth start at TE, primarily contributing as a run blocker.

STEPHEN ANDERSON NFL STATISTICS

Year	Team	GP	GS	— Receiving —					— Rushing —					— Scrimmage —
				No.	Yds	Avg.	Lg	TD	Att	Yds	Avg.	Lg	TD	Yards
2016	Houston	13	0	11	93	8.5	14	1	0	0	—	—	0	93
2017	Houston	15	5	25	342	13.7	42	1	0	0	—	—	0	342
2019	Los Angeles Chargers	1	0	0	0	—	—	0	0	0	—	—	0	0
2020	Los Angeles Chargers	16	3	8	106	13.3	23	0	0	0	—	—	0	106
2021	Los Angeles Chargers	17	4	16	165	10.3	34	1	0	0	—	—	0	165
NFL Totals		62	12	60	706	11.8	42	3	0	0	—	—	0	706
Year	Team	GP	GS	— Receiving —					— Rushing —					— Scrimmage —
				No.	Yds	Avg.	Lg	TD	Att	Yds	Avg.	Lg	TD	Yards
2016	Houston	2	0	0	0	—	—	0	0	0	—	—	0	0
Postseason Totals		2	0	0	0	—	—	0	0	0	—	—	0	0



JOEY BOSA ⚡ 97

OUTSIDE LINEBACKER | OHIO STATE
 6-5 | 280 lbs | FORT LAUDERDALE, FLA.
 DRAFT 1 — 2016
 EXPERIENCE: 6TH NFL SEASON
 6TH YEAR WITH CHARGERS

2021: Selected to his fourth Pro Bowl...Started 16 games at OLB, totaling 51 tackles (36 solo), 10.5 sacks, 20 QB hits, five tackles for loss and forced seven fumbles...The 10.5 sacks brought him to 58.0 for his career, becoming the fourth Charger to reach 50 sacks since it became an official stat in 1982...Led the NFL with seven strip-sacks on the year, tying for the third most in a season in the last 20 years...The seven forced fumbles were the second-most in the NFL in 2021...Reached 50 sacks in career game No. 67, faster than any Charger in history...**Awards:** Pro Bowl Selection (Fourth)...**at Washington (Sept. 12):** Posted four tackles (three solo) and a two-yard strip-sack...It marked his first career sack of QB Ryan Fitzpatrick...Shed a block attempt by TE Ricky Seals-Jones in the second quarter to get into the backfield and team up with DL Linval Joseph to stop RB Antonio Gibson for a one-yard loss...Two plays later, beat the block of T Samuel Cosmi on third-and-11 to hit Fitzpatrick and force a fumble on the strip-sack...**vs. Dallas (Sept. 19):** Registered three tackles (two solo) while appearing on 51 defensive snaps...**at Kansas City (Sept. 26):** Posted three tackles (one solo), a half-sack and two QB hits...The sack brought him to 49.0 for his career...Beat OL Trey Smith on a swim-move in the second quarter to team with LB Drue Tranquill and bring down QB Patrick Mahomes for an eight-yard loss on third-and-six...**vs. Las Vegas (Oct. 4):** Reached 50 career sacks on a nine-yard strip-sack...Eclipsed 50 sacks in 67 career games, faster than any Charger in history...Registered two QB hits...On the sack, beat the block of T Alex Leatherwood to the outside and knocked the ball out of the hand of QB Derek Carr for the strip-sack...**vs. Cleveland (Oct. 10):** Posted three tackles (one solo) on the day...**at Baltimore (Oct. 17):** Set a season-high with five solo tackles on the day, including a nine-yard sack...On the first-down play, powered through G/C Patrick Mekari to bring down QB Lamar Jackson...Finished the game with two QB hits and two tackles for loss...**vs. New England (Oct. 31):** Registered two solo tackles...**at Philadelphia (Nov. 7):** Recorded a seven-yard sack as part of his three-tackle performance (two solo)...On the play, powered T/G Jack Driscoll back into the pocket, causing QB Jalen Hurts to trip before bringing him down for the seven-yard loss...Added a pair of QB hits and a tackle for loss...In the first quarter, dragged down Hurts on third down to force an Eagles punt from inside the five-yard line...Came on a blitz untouched in the third quarter, laying a clean hit on Hurts as the pass was thrown to force an incompletion...**vs. Minnesota (Nov. 14):** Posted four tackles (three solo), a seven-yard sack, a forced fumble and a QB hit...The seven-yard strip-sack was his third of the season...On the play, beat the block of T Brian O'Neill to hit QB Kirk Cousins and knock the ball free to force a turnover...**vs. Pittsburgh (Nov. 21):** Made his third career start on *Sunday Night Football*, all of which have come against the Steelers...Posted four tackles (three solo), three QB hits, a tackle for loss and an 11-yard sack...Extended his streak of games with a sack to three consecutive...On the play, quickly got by T Joe Haeg and dropped QB Ben Roethlisberger for the

2021, LOS ANGELES CHARGERS

Date	Opp.	Res.	Games		Tackles					Interceptions					Fumbles				
			P/S		Tot	So	As	Sk	Yd	TFL	No.	Yd	Lg	TD	PD	FF	FR		
09/12	at Was	W	1/1		4	3	1	1.0	2	0	0	0	0	0	0	1	0		
09/19	Dal	L	1/1		3	2	1	0.0	0	0	0	0	0	0	0	0	0		
09/26	at KC	W	1/1		3	1	2	0.5	4	0	0	0	0	0	0	0	0		
10/04	LV	W	1/1		1	1	0	1.0	12	0	0	0	0	0	0	1	0		
10/10	Cle	W	1/1		3	1	2	0.0	0	0	0	0	0	0	0	0	0		
10/17	at Bal	L	1/1		5	5	0	1.0	9	2	0	0	0	0	0	0	0		
10/31	NE	L	1/1		2	2	0	0	0	0	0	0	0	0	0	0	0		
11/07	at Phi	W	1/1		3	2	1	1.0	7	1	0	0	0	0	0	0	0		
11/14	Min	L	1/1		4	3	1	1.0	7	0	0	0	0	0	0	1	0		
11/21	Pit	W	1/1		4	3	1	1.0	11	1	0	0	0	0	0	0	0		
11/28	at Den	L	1/1		4	3	1	1.0	0	0	0	0	0	0	0	1	0		
12/05	at Cin	W	1/1		1	1	0	0.0	0	0	0	0	0	0	0	0	0		
12/12	NYG	W	1/1		1	1	0	1.0	8	0	0	0	0	0	0	1	0		
12/16	KC	L (OT)	1/1		5	3	2	1.0	0	0	0	0	0	0	0	1	0		
12/16	at Hou	L	0/0		— Reserve/COVID-19 —														
01/02	Den	W	1/1		6	3	3	0.0	0	1	0	0	0	0	0	0	0		
01/09	at LV	L (OT)	1/1		2	2	0	1.0	10	0	0	0	0	0	0	1	0		
'21 TOTALS					9-8	16/16	51	36	15	10.5	70	5	0	0	0	0	0	7	0

11-yard loss to set up third-and-29...**at Denver (Nov. 28):** Posted his fourth-consecutive game with a sack, stripping the ball from QB Drew Lock for his fourth strip-sack of the year...Finished with four tackles (three solo)...On the strip-sack, ran a stunt with DL Jerry Tillery to hit QB Drew Lock as he stepped up in the pocket and knock the ball free...**at Cincinnati (Dec. 5):** Posted a solo tackle before departing with a head injury and did not return...Saw his four-game sack streak come to an end...**vs. N.Y. Giants (Dec. 12):** Registered four QB hits and had an eight-yard strip-sack...On the sack, blew past the outside of T Nate Solder to hit QB Mike Glennon and knock the ball free, forcing a turnover on fourth-and-nine...**vs. Kansas City (Dec. 16):** Appeared the fifth *Thursday Night Football* game of his career...Registered his sixth strip-sack of the season, finishing with five tackles (three solo) and the sack...On the play, powered past OL Lucan Niang to knock the ball free from Patrick Mahomes to force a turnover...**vs. Denver (Jan. 2):** Set a single-season high with six tackles (three solo) and a tackle for loss...Chased down Drew Lock after a Philly Special play on fourth-and-goal to stop him shy of the end zone and force a turnover on downs...Stuffed RB Melvin Gordon III for a four-yard loss after beating the block of TE Noah Fant...**at Las Vegas (Jan. 9):** Registered a 10-yard strip-sack to force a turnover...Finished the day with two solo tackles...In the second quarter, beat the blocks of RB Jalen Richard and T Brandon Parker to force Derek Carr up in the pocket to be sacked by DL Justin Jones...Registered the strip-sack in the fourth quarter, pushing Parker back and knocking the ball out of Carr's hands to force a punt with just over two minutes remaining in regulation.

JOEY BOSA NFL STATISTICS

Year	Team	GP	GS	— Tackles —						— Interceptions —					— Fumbles —			ST Tackles
				Total	Solo	Asst	Sacks	Yds	TFL	No.	Yds	Lg	TD	PD	FF	FR	Yds	
2016	San Diego	12	11	41	29	12	10.5	71.5	17	0	0	—	0	0	1	0	0	0
2017	Los Angeles Chargers	16	16	70	54	16	12.5	66	11	0	0	—	0	1	4	1	0	0
2018	Los Angeles Chargers	7	6	23	18	5	5.5	42.5	7	0	0	—	0	0	0	1	0	0
2019	Los Angeles Chargers	16	16	67	47	20	11.5	78.5	18	0	0	—	0	0	1	0	0	0
2020	Los Angeles Chargers	12	10	39	29	10	7.5	28	15	0	0	—	0	1	0	1	0	0
2021	Los Angeles Chargers	16	16	51	36	15	10.5	70	5	0	0	—	0	0	7	0	0	0
NFL Totals		79	75	291	213	78	58.0	376.5	73	0	0	—	0	2	13	3	0	0
POSTSEASON				— Tackles —						— Interceptions —					— Fumbles —			
Year	Team	GP	GS	Total	Solo	Asst	Sacks	Yds	TFL	No.	Yds	Lg	TD	PD	FF	FR	Yds	ST Tackles
2018	Los Angeles Chargers	2	2	3	2	1	1.0	6	1	0	0	—	0	0	0	0	0	0
Postseason Totals		2	2	3	2	1	1.0	6	1	0	0	—	0	0	0	0	0	0



BRYAN BULAGA ⚡ 75

TACKLE | IOWA

6-5 | 314 lbs | BARRINGTON, ILL.

UFA (GB) — 2020

EXPERIENCE: 12TH NFL SEASON

2ND YEAR WITH CHARGERS

2021: Started at RT in the season-opening win at Washington before sustaining an injury, subsequently being placed on Reserve/Injured (groin/back) following Week 1...**at Washington (Sept. 12):** Started Week 1 at RT, helping keep QB Justin Herbert secure en route to recording his ninth-career 300-yard passing performance, before sustaining an injury and not returning to the game.

BRYAN BULAGA NFL GAMES

Year	Team	GP	GS
2010	Green Bay	16	12
2011	Green Bay	12	12
2012	Green Bay	9	9
2014	Green Bay	15	15
2015	Green Bay	12	12
2016	Green Bay	16	16
2017	Green Bay	5	5
2018	Green Bay	14	14
2019	Green Bay	16	16
2020	Los Angeles Chargers	10	10
2021	Los Angeles Chargers	1	1
NFL Totals		126	122

POSTSEASON

Year	Team	GP	GS
2010	Green Bay	4	4
2011	Green Bay	1	1
2014	Green Bay	2	2
2015	Green Bay	2	2
2016	Green Bay	3	3
2019	Green Bay	1	1
Postseason Totals		13	13

Placed on Injured Reserve prior to the start of 2013, missing the entire season.



TEVAUGHN CAMPBELL ⚡ 20

CORNERBACK | REGINA

6-0 | 200 lbs | TORONTO, ONTARIO, CANADA

FREE AGENT — 2019

EXPERIENCE: 2ND NFL SEASON

3RD YEAR WITH CHARGERS

2021: Started seven of 16 game appearances, including each of the last four-straight from Week 12 to 15, securing two forced fumbles and four passes defended to go along with 38 tackles (30 solo) and one fumble recovery returned for a touchdown...In the Week 3 win over Kansas City, became the first Chargers since 2016 to force two fumbles in the first half of a single game, helping the Bolts start the season with a 2-0 mark in road contests...**at Washington (Sept. 12):** Saw action on 14 special teams plays, along with one snap defensively, in the season-opening victory against Washington...**vs. Dallas (Sept. 19):** Primarily contributed on special teams...**at Kansas City (Sept. 26):** Started as extra CB in the team's nickel sub-personnel package, notching a career-high two forced fumbles in the first half, along with four tackles (three solo) and two passes defended...Secured the most forced fumbles in a single game by a Chargers defender since 2017...Helped anchor a defensive unit that held Chiefs QB Patrick Mahomes to 5.9 yards per attempt, the third-lowest output of his career, as the unit forced four Chiefs turnovers, the most takeaways by the Bolts in a single game since 2018 (Week 17)...**vs. Las Vegas (Oct. 4):** Secured two tackles in pass coverage...Was targeted on a fake punt pass attempt, but did not come down with the reception...**vs. Cleveland (Oct. 10):** Logged two solo stops, seeing action on more than half of the defensive snaps...**at Baltimore (Oct. 17):** Saw action on defense, while continuing to contribute on special teams...**vs. New England (Oct. 31):** On second-and-eight early in the fourth quarter, brought down WR Nelson Agholor after a gain of seven yards to set up a third-and-one for the Patriots offense, on a drive that ultimately culminated with a punt...Following injuries sustained in the second day, contributed significantly in the second half as one of the two primary outside cornerbacks...**at Philadelphia (Nov. 7):** Started at CB, logging one solo stop...**vs. Minnesota (Nov. 14):** In his second-straight start, totaled a career-high six solo tackles...**vs. Pittsburgh (Nov. 21):** Logged four solo stops and one pass defended in a winning effort...In coverage on WR Chase Claypool, batted away a pass attempt to log his

2021, LOS ANGELES CHARGERS

Date	Opp.	Res.	Games		Tackles					Interceptions					Fumbles		
			P/S	Tot	So	As	Sk	Yd	TFL	No.	Yd	Lg	TD	PD	FF	FR	
09/12	at Was	W	1/0	0	0	0	0.0	0	0	0	0	0	0	0	0	0	0
09/19	Dal	L	1/0	0	0	0	0.0	0	0	0	0	0	0	0	0	0	0
09/26	at KC	W	1/1	4	3	1	0.0	0	0	0	0	0	0	2	2	0	0
10/04	LV	W	1/0	2	2	0	0.0	0	0	0	0	0	0	0	0	0	0
10/10	Cle	W	1/0	2	2	0	0.0	0	0	0	0	0	0	0	0	0	0
10/17	at Bal	L	1/0	0	0	0	0.0	0	0	0	0	0	0	0	0	0	0
10/31	NE	L	1/0	1	1	0	0.0	0	0	0	0	0	0	0	0	0	0
11/07	at Phi	W	1/1	1	1	0	0.0	0	0	0	0	0	0	0	0	0	0
11/14	Min	L	1/1	6	6	0	0.0	0	0	0	0	0	0	0	0	0	0
11/21	Pit	W	1/0	4	4	0	0.0	0	0	0	0	0	0	1	0	0	0
11/28	at Den	L	1/1	5	2	3	0.0	0	0	0	0	0	0	0	0	0	0
12/05	at Cin	W	1/1	6	4	2	0.0	0	0	0	0	0	0	0	0	0	1
12/12	NYG	W	1/1	1	1	0	0.0	0	0	0	0	0	0	1	0	0	0
12/16	KC	L (OT)	1/1	6	4	2	0.0	0	0	0	0	0	0	0	0	0	0
12/26	at Hou	L	0/0	— Reserve/COVID-19 —													
01/02	Den	W	1/0	0	0	0	0.0	0	0	0	0	0	0	0	0	0	0
01/09	at LV	L (OT)	1/0	0	0	0	0.0	0	0	0	0	0	0	0	0	0	0
'21 TOTALS			9-8	16/7	38	30	8	0.0	0	0	0	0	0	0	4	2	1

third pass defended of the season...**at Denver (Nov. 28):** Toaled five tackles (two solo) in a starting effort, his fourth start at CB of the season...**at Cincinnati (Dec. 5):** Following a RB Joe Mixon fumble, scooped up the loose ball and returned the takeaway 61 yards for his second career touchdown and first fumble recovery touchdown by a Charger since 2018...Finished the game with six tackles (four solo)...**vs. N.Y. Giants (Dec. 12):** Starting at CB, played 100 percent of the Chargers' defensive snaps, notching a solo stop on the game's first play from scrimmage...Logged a pass defended in coverage of WR Kenny Golladay in the third quarter...**vs. Kansas City (Dec. 16):** Matched a season-high with six tackles (four solo)...**vs. Denver (Jan. 2):** Primarily contributed on special teams...**at Las Vegas (Jan. 9):** Aided the secondary on five snaps and contributed on special teams in the season finale.

TEVAUGHN CAMPBELL NFL STATISTICS

Year	Team	GP	GS	— Tackles —				Yds	TFL	— Interceptions —					— Fumbles —			ST Tackles
				Total	Solo	Asst	Sacks			No.	Yds	Lg	TD	PD	FF	FR	Yds	
2020	Los Angeles Chargers	14	4	19	14	5	0.0	0	0	1	6	6t	1	3	1	0	0	3
2021	Los Angeles Chargers	16	7	38	30	8	0.0	0	0	0	0	—	0	4	2	1	61	2
NFL Totals		30	11	57	44	13	0.0	0	0	1	6	6t	1	7	3	1	61	5



COLE CHRISTIANSEN ⚡ 50

LINEBACKER | ARMY

6-1 | 230 lbs | SUFFOLK, VA.

FREE AGENT — 2020

EXPERIENCE: 1ST NFL SEASON

2ND YEAR WITH CHARGERS

2021: Finished the season with three game appearances, elevating from the practice squad on all three occasions...Primarily aided the team's special teams units in three games played, logging one tackle in the Week 10 bout against Minnesota...**at Baltimore (Oct. 17):** Saw action on a team-high 22 special teams snaps in first game of the season...**vs. Minnesota (Nov. 14):** Returned to the lineup and saw action on 18 special teams snaps...Logged first special teams tackle of the season, bringing down WR Dede Westbrook on punt coverage...**vs. Denver (Jan. 2):** Supplied support on special teams, logging 10 snaps.

Date	Opp.	Res.	Games P/S	Tackles					Interceptions					Fumbles			
				Tot	So	As	Sk	Yd TFL	No.	Yd	Lg	TD	PD	FF	FR		
09/12	at Was	W	0/0	— Practice Squad —													
09/19	Dal	L	0/0	— Practice Squad —													
09/26	at KC	W	0/0	— Practice Squad —													
10/04	LV	W	0/0	— Practice Squad —													
10/10	Cle	W	0/0	— Practice Squad —													
10/17	at Bal	L	1/0	0	0	0	0.0	0	0	0	0	0	0	0	0	0	
10/31	NE	L	0/0	— Practice Squad —													
11/7	at Phi	W	0/0	— Practice Squad —													
11/14	Min	L	1/0	0	0	0	0.0	0	0	0	0	0	0	0	0	0	
11/21	Pit	W	0/0	— Practice Squad —													
11/28	at Den	L	0/0	— Practice Squad —													
12/05	at Cin	W	0/0	— Practice Squad —													
12/12	NYG	W	0/0	— Practice Squad —													
12/16	KC	L (OT)	0/0	— Practice Squad —													
12/26	at Hou	L	0/0	— Reserve/COVID-19 —													
01/02	Den	W	1/0	0	0	0	0.0	0	0	0	0	0	0	0	0	0	
01/09	at LV	L (OT)	0/0	— Practice Squad —													
'21 TOTALS				9-8	3/0	0	0	0	0.0	0	0	0	0	0	0	0	0

COLE CHRISTIANSEN NFL STATISTICS

Year	Team	GP	GS	— Tackles —					— Interceptions —					— Fumbles —			ST Tackles	
				Total	Solo	Asst	Sacks	Yds	TFL	No.	Yds	Lg	TD	PD	FF	FR		Yds
2020	Los Angeles Chargers	3	0	0	0	0	0.0	0	0	0	0	0	0	0	0	0	0	2
2021	Los Angeles Chargers	3	0	0	0	0	0.0	0	0	0	0	0	0	0	0	0	0	1
NFL Totals		6	0	0	0	0	0.0	0	0	0	0	0	0	0	0	0	0	3



JARED COOK ⚡ 87

TIGHT END | SOUTH CAROLINA

6-5 | 254 lbs | SUWANEE, GA.

UFA (NO) — 2021

EXPERIENCE: 13TH NFL SEASON

1ST YEAR WITH CHARGERS

2021: Started 10 of 16 games, totaling 48 catches for 564 yards (11.8 avg.) and four touchdowns with a long grab of 42 yards and 31 receptions registering as either a first down or touchdown... The 48-catch output marked the most the veteran's a single season since 2018...Added two successful two-point conversions receiving, marking his most ever in a single season (two) and helping the Chargers reach a franchise-best seven successful two-point conversions made on the year...In the season finale at Las Vegas, hauled in four catches for a season-high 80 yards (20.0 avg.), including a season-long 42 yard grab in the third quarter, totaling three first downs receiving...In his first game as a member of the Chargers, helped QB Justin Herbert reach over 300 yards passing for the ninth time in his career en route to a season-opening win...**at Washington (Sept. 12):** Started at TE and hauled in five catches for 56 yards (11.2 avg.) with a team-best long reception of 23 yards...Of his five receptions, three went for first downs...Snagged two of Herbert's passes on the game's opening drive, which was capped by a RB Austin Ekeler rushing touchdown to give the Bolts an early lead...**vs. Dallas (Sept. 19):** Secured three receptions for 28 yards (9.3 avg.) with a long of 12 yards and one first down receiving...On third-and-11 in the second quarter, caught a 12-yard pass from QB Justin Herbert to secure a fresh set of downs, as Herbert led the NFL in passing first downs on third down through the first two weeks...Helped Justin Herbert record 338 yards passing, his 10th career 300-yard performance, which tied the NFL record for most outings of the like through a player's first two seasons...**at Kansas City (Sept. 26):** Notched two catches for 27 yards (13.5 avg.) in the Week 3 divisional road win...On a critical third-and-one, broke coverage and hauled in a 21-yard catch to extend the drive and lead to an eventual go-ahead touchdown in the fourth quarter...Helped Justin Herbert orchestrate his second come-from-behind fourth-quarter victory behind a four-TD effort...**vs. Las Vegas (Oct. 4):** Hauled in six passes for a team-high 70 yards (11.7), securing his first receiving touchdown as a member of the Chargers on a 10-yard pass in the second quarter...Proved reliable on fourth down, converting two fourth downs in the win over the Raiders, tied for the most receiving first downs on fourth down by any player in a single game this season...Five of his six catches registered for either a first down or touchdown...Secured on of Justin Herbert's three passing scores on the day, giving the second-year signal-caller seven passing scores through his first two *Monday Night Football* appearances, the second-most by any player in league history...**vs. Cleveland (Oct. 10):** Secured one catch for 29 yards on the final play before the second half's two-minute warning, leading to the eventual go-ahead score...**at Baltimore (Oct. 17):** Hauled in four catches for 25 yards (6.3 avg.) and one touchdown...Caught a fade in the back corner of the end zone, securing a touchdown score from one yard out in the second quarter...Helped Justin Herbert become the second-fastest QB to reach 6,000 career

2021, LOS ANGELES CHARGERS

Date	Opp.	Res.	Games P/S	Receiving					Rushing					Scrim Yds	
				No.	Yds	Avg.	Lg	TD	Att	Yds	Avg.	Lg	TD		
09/12	at Was	W	1/1	5	56	11.2	23	0	0	0	—	—	0	56	
09/19	Dal	L	1/1	3	28	9.3	12	0	0	0	—	—	0	28	
09/26	at KC	W	1/1	2	27	13.5	21	0	0	0	—	—	0	27	
10/04	LV	W	1/1	6	70	11.7	22	1	0	0	—	—	0	70	
10/10	Cle	W	1/1	1	29	29.0	29	0	0	0	—	—	0	29	
10/17	at Bal	L	1/0	4	25	6.3	11	1	0	0	—	—	0	25	
10/31	NE	L	1/1	2	25	12.5	13	0	0	0	—	—	0	25	
11/07	at Phi	W	1/0	4	48	12.0	23	0	0	0	—	—	0	0	
11/14	Min	L	1/0	1	10	10.0	10	0	0	0	—	—	0	10	
11/21	Pit	W	1/1	3	28	9.3	13	0	0	0	—	—	0	28	
11/28	at Den	L	1/0	2	25	12.5	16	1	0	0	—	—	0	25	
12/05	at Cin	W	1/1	3	29	9.7	23	0	0	0	—	—	0	29	
12/12	NYG	W	1/1	2	8	4.0	7	1	0	0	—	—	0	8	
12/16	KC	L (OT)	1/0	3	32	10.7	15	0	0	0	—	—	0	32	
12/26	at Hou	L	1/1	3	44	14.7	18	0	0	0	—	—	0	44	
01/02	at Den	W	0/0	—	Reserve/COVID-19	—	—	—	—	—	—	—	—	—	
01/09	at LV	L (OT)	1/0	4	80	20.0	42	0	0	0	—	—	0	80	
'21 TOTALS				9-8	16/10	48	564	11.8	42	4	0	0	—	0	564

passing yards (21 games) in NFL history...**vs. New England (Oct. 31):** Brought in two catches for 25 yards (12.5 avg.) in the first quarter, with each reception going for a first down...Secured first grab on the game's first play from scrimmage, a 12-yard catch to set up an eventual opening-drive touchdown for the Chargers...**at Philadelphia (Nov. 7):** Notched four catches for 48 yards (12.0 avg.) with a long reception of 23 yards in the win at Philadelphia... Logged the 23-yard grab late in the first quarter, leading to a Chargers touchdown two plays later...Added a two-point conversion, hauling in a Justin Herbert pass in the back of the endzone...Helped Herbert register a career-best 84.2 completion percentage...**vs. Minnesota (Nov. 14):** On third-and-five on the opening drive of the third quarter, hauled in a 10-yard catch to move the chains in a series that culminated with a Chargers touchdown...**vs. Pittsburgh (Nov. 21):** Logged three catches for 28 yards (9.3 avg.) with a long of 13 yards and one catch moving the chains...**at Denver (Nov. 28):** Hauled in his third touchdown of the season, getting two feet down in the back of the end zone for a 16-yard score in the fourth quarter...Finished the game with two catches for 25 yards (12.5 avg.)...**at Cincinnati (Dec. 5):** Hauled in three catches for 29 yards (9.7 avg.) with a long of 23 yards, logging the 23-yard grab on first down in the second quarter...**vs. N.Y. Giants (Dec. 12):** Logged two receptions for eight yards (4.0 avg.), including a one-yard fourth-quarter TD catch to secure his fourth receiving score of the season...**vs. Kansas City (Dec. 16):** Had three catches for 36 yards (12.0 avg.), two of which went for first downs...**at Houston (Dec. 26):** Totaled three catches for 44 yards (14.7 avg.) with a long catch of 18 yards, along with a successful two-point conversion catch...Hauled in an 18-yard grab near the start of the second quarter, igniting a Chargers touchdown drive...**at Las Vegas (Jan. 9):** Registered a season-high 80 receiving yards on four grabs (20.0 avg.), including a season-long 42-yard grab in the third quarter...Reached the line-to-gain on three of four catches.

JARED COOK NFL STATISTICS

Year	Team	GP	GS	-- Receiving --				-- Rushing --				-- Scrimmage --		
				No.	Yds	Avg.	Lg	TD	Att	Yds	Avg.	Lg	TD	Yards
2009	Tennessee	14	0	9	74	8.2	17	0	0	0	--	--	0	74
2010	Tennessee	16	1	29	361	12.4	36	1	0	0	--	--	0	361
2011	Tennessee	16	5	49	759	15.5	80t	3	0	0	--	--	0	759
2012	Tennessee	13	5	44	523	11.9	61t	4	0	0	--	--	0	523
2013	St. Louis	16	13	51	671	13.2	47	5	0	0	--	--	0	671
2014	St. Louis	16	6	52	634	12.2	59t	3	1	0	0.0	0	0	634
2015	St. Louis	16	12	39	481	12.3	49	0	0	0	--	--	0	481
2016	Green Bay	10	5	30	377	12.6	47	1	0	0	--	--	0	377
2017	Oakland	16	16	54	688	12.7	35	2	0	0	--	--	0	688
2018	Oakland	16	14	68	896	13.2	45	6	0	0	--	--	0	896
2019	New Orleans	14	7	43	705	16.4	61t	9	0	0	--	--	0	705
2020	New Orleans	15	5	37	504	13.6	46	7	0	0	--	--	0	504
2021	Los Angeles Chargers	15	10	48	564	11.8	42	4	0	0	--	--	0	564
NFL Totals		194	99	553	7,237	13.1	80t	45	1	0	0.0	0	0	7,237
POSTSEASON														
Year	Team	GP	GS	-- Receiving --				-- Rushing --				-- Scrimmage --		
No.	Yds	Avg.	Lg	TD	Att	Yds	Avg.	Lg	TD	Yards				
2016	Green Bay	3	3	18	229	12.7	35	2	0	0	--	--	0	229
2019	New Orleans	1	0	5	54	10.8	14	0	0	0	--	--	0	54
2020	New Orleans	2	2	9	68	7.6	12	0	0	0	--	--	0	68
Postseason Totals		6	5	32	351	11.0	35	2	0	0	--	--	0	351



CHRISTIAN COVINGTON ⚡ 95

DEFENSIVE LINE | RICE

6-2 | 300 lbs | VANOUVER, B.C., CANADA

FREE AGENT — 2021

EXPERIENCE: 7TH NFL SEASON

1ST YEAR WITH CHARGERS

2021: Totaled 52 tackles (30 solo), one forced fumble and three tackles for loss, including one sack for a loss of six yards, in 16 games played (three starts)...Set a career-high with 10 tackles (three solo) at Houston in Week 16...**at Washington (Sept. 12):** Notched five tackles (four solo) to tie a single-game career-high in solo tackles, helping the Bolts defeat Washington in the season opener...**vs. Dallas (Sept. 19):** Secured two solo stops in the home opener against his former team...**at Kansas City (Sept. 26):** Contributed three tackles in the winning effort, providing support on the interior of the defensive front...Helped anchor a defensive unit that held Chiefs QB Patrick Mahomes to 5.9 yards per attempt, the third-lowest output of his career, as the unit forced four Chiefs turnovers, the most takeaways by the Bolts in a single game since 2018 (Week 17)...**vs. Las Vegas (Oct. 4):** Dropped QB Derek Carr for a loss of six yards on a critical third-and-three in the fourth quarter, registering his first sack as a member of the Chargers...Finished the day with three solo stops...**vs. Cleveland (Oct. 10):** Started at DL and logged two solo stops in run support in the win over Cleveland...**at Baltimore (Oct. 17):** Secured four tackles (three solo), with three coming in run support and one in a chase-down scramble of Ravens QB Lamar Jackson...**vs. New England (Oct. 31):** Totaled five tackles (two solo) all coming in run support...**at Philadelphia (Nov. 7):** Supplied four solo tackles in run support...**vs. Minnesota (Nov. 14):** Saw action on 24 defensive snaps...**at Denver (Nov. 28):** Returned to the lineup and registered five tackles (three solo) all in run support...Four of his five stops occurred in the fourth quarter...**at Cincinnati (Dec. 5):** Forced the fumble of RB Joe Mixon on CB Tevaughn Campbell's return touchdown on the third play of the fourth quarter...Logged two

Date	Opp.	Res.	Games P/S	Tackles					Interceptions					Fumbles				
				Tot	So	As	Sk	Yd	TFL	No.	Yd	Lg	TD	PD	FF	FR		
09/12	at Was	W	1/0	5	4	1	0.0	0	1	0	0	0	0	0	0	0	0	
09/19	Dal	L	1/1	2	2	0	0.0	0	0	0	0	0	0	0	0	0	0	
09/26	at KC	W	1/0	3	0	3	0.0	0	0	0	0	0	0	0	0	0	0	
10/04	LV	W	1/0	3	3	0	1.0	6	1	0	0	0	0	0	0	0	0	
10/10	Cle	W	1/1	2	2	0	0.0	0	0	0	0	0	0	0	0	0	0	
10/17	at Bal	L	1/0	4	3	1	0.0	0	0	0	0	0	0	0	0	0	0	
10/31	NE	L	1/0	5	2	3	0.0	0	0	0	0	0	0	0	0	0	0	
11/07	at Phi	W	1/0	4	4	0	0.0	0	0	0	0	0	0	0	0	0	0	
11/14	Min	L	1/0	0	0	0	0.0	0	0	0	0	0	0	0	0	0	0	
11/21	Pit	W	0/0	— Reserve/COVID-19 —														
11/28	at Den	L	1/0	5	2	3	0.0	0	0	0	0	0	0	0	0	0	0	
12/05	at Cin	W	1/0	2	2	0	0.0	0	0	0	0	0	0	0	0	1	0	
12/12	NYG	W	1/0	2	1	1	0.0	0	0	0	0	0	0	0	0	0	0	
12/16	KC	L (OT)	1/0	0	0	0	0.0	0	0	0	0	0	0	0	0	0	0	
12/26	at Hou	L	1/1	10	3	7	0.0	0	0	0	0	0	0	0	0	0	0	
01/02	Den	W	1/0	3	2	1	0.0	0	1	0	0	0	0	0	0	0	0	
01/09	at LV	L (OT)	1/0	2	0	2	0.0	0	0	0	0	0	0	0	0	0	0	
'21 TOTALS				9-7	16/3	52	30	22	1.0	6	3	0	0	0	0	0	1	0

solo stops in run support...**vs. N.Y. Giants (Dec. 12):** Amassed two tackles (one solo)...**at Houston (Dec. 26):** Posted a career-high nine tackles (three solo), all of which occurred in run support...**vs. Denver (Jan. 2):** Secured three tackles (two solo), including a critical three-yard tackle-for-loss on third-and-three on Denver's opening drive, forcing a Broncos punt on their first offensive possession...**at Las Vegas (Jan. 9):** Posted two tackles in run support in the season finale.

CHRISTIAN COVINGTON NFL STATISTICS

Year	Team	GP	GS	— Tackles —					Yds	TFL	— Interceptions —					— Fumbles —				
				Total	Solo	Asst	Sacks	No.			Yds	Lg	TD	PD	FF	FR	Yds	ST Tackles		
2015	Houston	15	0	8	5	3	2.0	24	4	0	0	0	0	0	0	0	0	0	0	
2016	Houston	16	5	26	16	10	1.0	2	2	0	0	0	1	0	0	0	0	0	0	
2017	Houston	7	2	16	10	6	1.0	12	1	0	0	0	0	1	0	0	0	0	0	
2018	Houston	12	2	15	8	7	3.5	21	4	0	0	0	0	0	0	0	0	0	0	
2019	Dallas	16	6	28	20	8	1.0	4	4	0	0	0	1	0	0	0	0	0	0	
2020	Cincinnati	16	14	39	14	25	0.0	0	0	0	0	0	0	0	0	0	0	0	0	
2021	Los Angeles Chargers	16	3	52	30	22	1.0	6	3	0	0	0	0	1	0	0	0	0	0	
NFL Totals		98	32	185	103	81	9.5	69	18	0	0	0	2	2	0	0	0	0	0	
Year	Team	GP	GS	— Tackles —					Yds	TFL	— Interceptions —					— Fumbles —				
				Total	Solo	Asst	Sacks	No.			Yds	Lg	TD	PD	FF	FR	Yds	ST Tackles		
2015	Houston	1	0	2	0	2	0.0	0	0	0	0	0	0	0	0	0	0	0	0	0
2016	Houston	2	0	2	1	1	0.0	0	0	0	0	0	0	0	0	0	0	0	0	0
2018	Houston	1	0	0	0	0	0.0	0	0	0	0	0	0	0	0	0	0	0	0	0
Postseason Totals		4	0	4	1	3	0.0	0	0	0	0	0	0	0	0	0	0	0	0	0



CHASE DANIEL ⚡ 4

QUARTERBACK | MISSOURI

6-0 | 229 lbs | SOUTHLAKE, TEXAS

FREE AGENT — 2021

EXPERIENCE: 12TH NFL SEASON

1ST YEAR WITH CHARGERS

2021: Active, did not play in 15 of the team's 17 games, seeing first game action of the season late in the Week 14 win over the Giants...**at Washington (Sept. 12):** Active, did not play...**vs. N.Y. Giants (Dec. 12):** Closed out the game for the Chargers' offense, taking snaps under center on each of the team's final five plays.

2021, LOS ANGELES CHARGERS																			
Date	Opp.	Res.	Games P/S	Passing															
				Att	Cmp	Pct.	Yards	TD	Int	Lg	Sk	Rating							
09/12	at Was	W	0/0																
09/19	Dal	L	0/0																
09/26	at KC	W	0/0																
10/04	LV	W	0/0																
10/10	Cle	W	0/0																
10/17	at Bal	L	0/0																
10/31	NE	L	0/0																
11/7	at Phi	W	0/0																
11/14	Min	L	0/0																
11/21	Pit	W	0/0																
11/28	at Den	L	0/0																
12/05	at Cin	W	0/0																
12/12	NYG	W	1/0	0	0	0.0	0	0	0										
12/16	KC	L (OT)	0/0																
12/26	at Hou	L	0/0																
01/02	Den	W	0/0																
01/09	at LV	L (OT)	0/0																
'21 TOTALS			9-8	1/0	0	0	0.0	0	0	0	0	0	0	0	0	0	0	0	0

CHASE DANIEL NFL STATISTICS

Year	Team	GP	GS	-- Passing --										-- Rushing --					
				Att	Cmp	Pct.	Yards	Y/A	TD	Int	Lg	Sk	Lost	Rating	Att	Yds	Avg.	Lg	TD
2010	New Orleans	13	0	3	2	66.7	16	5.3	0	0	9	1	10	79.9	2	16	8.0	16	0
2011	New Orleans	16	0	5	4	80.0	29	5.8	0	0	14	0	0	90.8	3	-3	-1.0	-1	0
2012	New Orleans	16	0	1	1	100.0	10	10.0	0	0	10	0	0	108.3	3	17	5.7	19	0
2013	Kansas City	5	1	38	25	65.8	248	6.5	1	1	48	2	11	81.9	14	52	3.7	29	0
2014	Kansas City	3	1	28	16	57.1	157	5.6	0	0	30	4	17	73.1	4	15	3.8	9	0
2015	Kansas City	2	0	2	2	100.0	4	2.0	0	0	6	0	0	79.2	2	-2	-1.0	-1	0
2016	Philadelphia	1	0	1	1	100.0	16	16.0	0	0	16	0	0	118.8	0	0			0
2017	New Orleans	1	0	0	0		0		0	0	0	0	0		3	-2	-0.7	0	0
2018	Chicago	5	2	76	53	69.7	515	6.8	3	2	46	9	40	90.6	13	3	0.2	4	0
2019	Chicago	3	1	64	45	70.3	435	6.8	3	2	37	7	48	91.6	6	6	1.0	4	0
2020	Detroit	4	0	43	29	67.4	264	6.1	1	2	28	3	29	72.2	2	16	8.0	11	0
2021	Los Angeles Chargers	1	0	0	0		0		0	0	0	0	0		0	0			0
NFL Totals		70	5	261	178	68.2	1,694	6.5	8	7	48	26	155	85.0	52	118	2.3	29	0
Year	Team	GP	GS	-- Passing --										-- Rushing --					
				Att	Cmp	Pct.	Yards	Y/A	TD	Int	Lg	Sk	Lost	Rating	Att	Yds	Avg.	Lg	TD
2010	New Orleans	1	0	0	0		0		0	0	0	0	0		0	0			0
2011	New Orleans	2	0	0	0		0		0	0	0	0	0		0	0			0
2015	Kansas City	1	0	0	0		0		0	0	0	0	0		2	-2	-1.0	-1	0
Postseason Totals		4	0	0	0	-	0	-	0	0	0	0	0	-	2	-2	-1.0	-1	0



MICHAEL DAVIS ⚡ 43

CORNERBACK | BRIGHAM YOUNG

6-2 | 196 lbs | GLENDALE, CALIF.

FREE AGENT — 2017

EXPERIENCE: 5TH NFL SEASON

5TH YEAR WITH CHARGERS

2021: Started all 14 appearances at CB and led the team with 12 passes defended...Finished the season with an additional 54 tackles (42 solo), one interception, two fumble recoveries and one tackle for loss...**at Washington (Sept. 12):** Secured three solo stops for the Bolts in the club's Week 1 victory...Helped anchor a defensive unit that held Washington to just 133 yards passing...**vs. Dallas (Sept. 19):** Amassed a season-high six tackles (three solo) in the Chargers' home opener...**at Kansas City (Sept. 26):** Capitalized on loose ball opportunities to secure two fumble recoveries, the most by a Chargers defender in a single game since 2014 and the most by a Bolt in the first half of a single game since 2009...Logged three tackles (two solo) in his third start of the season...Helped anchor a defensive unit that held Chiefs QB Patrick Mahomes to 5.9 yards per attempt, the third-lowest output of his career, as the unit forced four Chiefs turnovers, the most takeaways by the Bolts in a single game since 2018 (Week 17)...**vs. Las Vegas (Oct. 4):** Registered a team-best four solo stops in the home divisional win over the Raiders...**vs. Cleveland (Oct. 10):** Provided assistance in pass defense, logging three solo stops...**at Baltimore (Oct. 17):** Secured five tackles (four solo)...**vs. New England (Oct. 31):** Saw action on 19 defensive snaps before sustaining an injury...**at Philadelphia (Nov. 7):** Inactive (hamstring)...**vs. Pittsburgh (Nov. 21):** Totaled five solo stops in the winning effort...**at Denver (Nov. 28):** Notched four tackles (two solo) and a pass defended...On second-and-18 in the third quarter, batted a ball away from WR Courtland Sutton, drawing a third-and-18 and eventual Broncos punt...**at Cincinnati (Dec. 5):** Off of a WR Ja'Marr Chase deflection, corraled his first interception of the season...Finished the game with two solo tackles, along with a season-high three passes defended...**vs. N.Y. Giants (Dec. 12):** Helped the team secure a season-best 10 passes defended with his career-high four passes defended in a win over the Giants...The four pass breakups tie for the most by an AFC

2021, LOS ANGELES CHARGERS

Date	Opp.	Res.	Games		Tackles					Interceptions				Fumbles			
			P/S	Tot	So	As	Sk	Yd	TFL	No.	Yd	Lg	TD	PD	FF	FR	
09/12	at Was	W	1/1	3	3	0	0.0	0	0	0	0	0	0	0	0	0	0
09/19	Dal	L	1/1	6	3	3	0.0	0	0	0	0	0	0	0	0	0	0
09/26	at KC	W	1/1	3	2	1	0.0	0	0	0	0	0	0	0	0	0	2
10/04	LV	W	1/1	5	4	1	0.0	0	0	0	0	0	0	0	1	0	0
10/10	Cle	W	1/1	3	3	0	0.0	0	0	0	0	0	0	0	0	0	0
10/17	at Bal	L	1/1	5	4	1	0.0	0	0	0	0	0	0	0	0	0	0
10/31	NE	L	1/1	0	0	0	0.0	0	0	0	0	0	0	0	0	0	0
11/7	at Phi	W	0/0	-- Inactive --													
11/14	Min	L	0/0	-- Inactive --													
11/21	Pit	W	1/1	5	5	0	0.0	0	0	0	0	0	0	0	0	0	0
11/28	at Den	L	1/1	4	2	2	0.0	0	0	0	0	0	0	0	1	0	0
12/05	at Cin	W	1/1	2	2	0	0.0	0	0	0	1	0	0	0	3	0	0
12/12	NYG	W	1/1	3	3	0	0.0	0	1	0	0	0	0	0	4	0	0
12/16	KC	L (OT)	1/1	4	3	1	0.0	0	0	0	0	0	0	0	1	0	0
12/26	at Hou	L	0/0	0	0	0	0.0	0	0	0	0	0	0	0	0	0	0
01/07	Den	W	1/1	6	4	2	0.0	0	0	0	0	0	0	0	0	0	0
01/09	at LV	L (OT)	1/1	5	4	1	0.0	0	0	0	0	0	0	0	2	0	0
'21 TOTALS			9-8	14/14	54	42	12	0.0	0	1	1	0	0	0	12	0	2

defender this season and the most by a Charger in a single game since 2017...Tallied an additional three solo stops in coverage...**vs. Kansas City (Dec. 16):** Totaled four tackles (three solo) and one pass defended...Secured his team-best 10th pass defended on a deep deflection intended for WR Demarcus Robinson on second-and-10, forcing Kansas City into a third-and-10...**at Houston (Dec. 26):** Active, did not play...**vs. Denver (Jan. 2):** Matched a season-high with six tackles (four solo) in a winning effort...**at Las Vegas (Jan. 9):** Capped the season with five tackles (four solo) and one pass defended in the season finale.

MICHAEL DAVIS NFL STATISTICS

Year	Team	GP	GS	-- Tackles --				Yds	TFL	-- Interceptions --					-- Fumbles --			ST Tackles
				Total	Solo	Asst	Sacks			No.	Yds	Lg	TD	PD	FF	FR	Yds	
2017	Los Angeles Chargers	15	0	4	3	1	0.0	0	0	0	0	0	1	0	0	0	0	14
2018	Los Angeles Chargers	16	9	44	35	9	0.0	0	0	0	0	0	8	1	0	0	0	6
2019	Los Angeles Chargers	12	12	39	31	8	0.0	0	0	2	15	15	0	9	0	0	0	0
2020	Los Angeles Chargers	16	14	63	48	15	0.0	0	2	3	86	78t	1	14	0	0	0	1
2021	Los Angeles Chargers	14	14	54	42	12	0.0	0	1	1	0	0	0	12	0	2	0	0
NFL Totals		73	49	204	159	45	0.0	0	3	6	101	78t	1	44	1	2	0	21
POSTSEASON		GP	GS	-- Tackles --				Yds	TFL	-- Interceptions --					-- Fumbles --			ST Tackles
Year	Team			Total	Solo	Asst	Sacks			No.	Yds	Lg	TD	PD	FF	FR	Yds	
2018	Los Angeles Chargers	2	2	7	5	2	0.0	0	0	0	0	0	0	2	0	0	0	0
Postseason Totals		2	2	7	5	2	0.0	0	0	0	0	0	0	2	0	0	0	0



BEN DeLUCA ⚡ 46

DEFENSIVE BACK | CHARLOTTE

6-1 | 202 lbs | ORLANDO, FLA.

FREE AGENT — 2020

EXPERIENCE: ROOKIE

2021: Appeared in three games via practice squad elevation...
vs. NY Giants (Dec. 12): In his first NFL game, saw action on one defensive snap and one special teams play...
vs. Kansas City (Dec. 16): Contributed on special teams.

2021, LOS ANGELES CHARGERS																		
Date	Opp.	Res.	Games		Tackles						Interceptions				Fumbles			
			P/S	P/S	Tot	So	As	Sk	Yd	TFL	No.	Yd	Lg	TD	PD	FF	FR	
09/12	at Was	W	0/0		—	Practice Squad	—											
09/19	Dal	L	0/0		—	Practice Squad	—											
09/26	at KC	W	0/0		—	Practice Squad	—											
10/04	LV	W	0/0		—	Practice Squad	—											
10/10	Cle	W	0/0		—	Practice Squad	—											
10/17	at Bal	L	0/0		—	Practice Squad	—											
10/31	NE	L	0/0		—	Practice Squad	—											
11/7	at Phi	W	0/0		—	Practice Squad	—											
11/14	Min	L	0/0		—	Practice Squad	—											
11/21	Pit	W	0/0		—	Practice Squad	—											
11/28	at Den	L	0/0		—	Practice Squad	—											
12/05	at Cin	W	0/0		—	Practice Squad	—											
12/12	NYG	W	1/0		0	0	0	0.0	0	0	0	0	—	0	0	0	0	0
12/16	KC	L (OT)	1/0		0	0	0	0.0	0	0	0	—	0	0	0	0	0	0
12/26	at Hou	L	1/0		0	0	0	0.0	0	0	0	—	0	0	0	0	0	0
01/02	Den	W	0/0		—	Practice Squad	—											
01/09	at LV	L (OT)	0/0		—	Practice Squad	—											
'21 TOTALS			9-8	3/0	0	0	0	0.0	0	0	0	0	—	0	0	0	0	0

BEN DeLUCA NFL STATISTICS

Year	Team	GP	GS	— Tackles —						— Interceptions —					— Fumbles —				
				Total	Solo	Asst	Sacks	Yds	TFL	No.	Yds	Lg	TD	PD	FF	FR	Yds	ST Tackles	
2021	Los Angeles Chargers	3	0	0	0	0	0.0	0	0	0	0	0	—	0	0	0	0	0	0
NFL Totals		3	0	0	0	0	0.0	0	0	0	0	0	—	0	0	0	0	0	0



EMEKE EGBULE ⚡ 51

OUTSIDE LINEBACKER | HOUSTON

6-2 | 245 lbs | HOUSTON, TEXAS

DRAFT 6 — 2019

EXPERIENCE: 3RD NFL SEASON

3RD YEAR WITH CHARGERS

2021: Activated from the practice squad on three occasions for the Bolts this season...**at Kansas City (Sept. 26):** Saw action on four special teams snaps, contributing to the road divisional victory over the Chiefs...**vs. N.Y. Giants (Dec. 12):** Secured a fourth-quarter tackle in run support...**at Houston (Dec. 26):** Brought down RB Rex Burkhead after a short gain of two yards in the second quarter to secure his second tackle in as many weeks.

2021, LOS ANGELES CHARGERS																	
Date	Opp.	Res.	Games		Tackles						Interceptions					Fumbles	
			P/S	P/S	Tot	So	As	Sk	Yd	TFL	No.	Yd	Lg	TD	PD	FF	FR
09/12	at Was	W	0/0	0/0	— Practice Squad —												
09/19	Dal	L	0/0	0/0	— Practice Squad —												
09/26	at KC	W	1/0	0/0	0	0	0	0.0	0	0	0	0	0	0	0	0	0
10/04	LV	W	0/0	0/0	— Practice Squad —												
10/10	Cle	W	0/0	0/0	— Practice Squad —												
10/17	at Bal	L	0/0	0/0	— Practice Squad —												
10/31	NE	L	0/0	0/0	— Practice Squad —												
11/7	at Phi	W	0/0	0/0	— Practice Squad —												
11/14	Min	L	0/0	0/0	— Practice Squad —												
11/21	Pit	W	0/0	0/0	— Practice Squad —												
11/28	at Den	L	0/0	0/0	— Practice Squad —												
12/05	at Cin	W	0/0	0/0	— Practice Squad —												
12/12	NYG	W	1/0	0/0	1	0	1	0.0	0	0	0	0	0	0	0	0	0
12/16	KC	L (OT)	0/0	0/0	— Practice Squad —												
12/26	at Hou	L	1/0	0/0	1	1	0	0.0	0	0	0	0	0	0	0	0	0
01/02	Den	W	0/0	0/0	— Practice Squad —												
01/09	at LV	L (OT)	0/0	0/0	— Practice Squad —												
'21 TOTALS			9-8	3/0	2	1	1	0.0	0	0	0	0	0	0	0	0	0

EMEKE EGBULE NFL STATISTICS

Year	Team	GP	GS	— Tackles —				Yds	TFL	— Interceptions —					— Fumbles —			ST Tackles	
				Total	Solo	Asst	Sacks			No.	Yds	Lg	TD	PD	FF	FR	Yds		
2019	Los Angeles Chargers	15	0	2	2	0	0.0	0	0	0	0	—	0	0	0	0	0	0	0
2020	Los Angeles Chargers	14	0	2	0	2	0.0	0	0	0	0	—	0	0	0	0	0	0	0
2021	Los Angeles Chargers	3	0	2	1	1	0.0	0	0	0	0	—	0	0	0	0	0	0	0
NFL Totals		32	0	6	3	3	0.0	0	0	0	0	—	0	0	0	0	0	0	0



AUSTIN EKELER ⚡ 30

RUNNING BACK | WESTERN STATE COLORADO

5-10 | 200 lbs | EATON, COLO.

FREE AGENT — 2017

EXPERIENCE: 5TH NFL SEASON

5TH YEAR WITH CHARGERS

2021: In 16 starts at RB, totaled a career-high 1,558 scrimmage yards, raking third in the NFL among RBs...Ran for a career-high 911 yards and a career-best 12 TDs on 206 carries (4.4 avg.) while hauling in 70 passes for 647 yards (9.2 avg.) and eight TDs...The 20 scrimmage TDs tied for the league lead...Posted the sixth season in NFL history with at least eight rushing scores and eight TD catches...Scored nine TDs in prime-time contests, tying Hall of Fame RB Emmitt Smith (1995) for the second-most in a single season in NFL history, trailing only Hall of Fame WR Randy Moss' 2007 season (11)...Scored a TD in eight consecutive games, the longest streak by a Charger since Hall of Fame RB LaDainian Tomlinson had a 10-game streak from 2005-06...Totaled 124 points on the season, the second-most ever in a season by a Chargers non-kicker...Topped 100 rushing yards in one game, marking the second time of his career...In the fourth quarter of the Week 5 win, ran in two scores and caught a third, becoming the first player in over a decade and the fifth since 1991 to do so in a single fourth quarter...On Sunday Night Football, recorded four scrimmage TDs (two rushing and two receiving), the first Charger since 2015 to do so and the first NFL RB since Maurice Jones-Drew in 2011 to have multiple rushing scores and multiple receiving scores in a single game...The performance in Week 11 was his third of the season with a TD run and a TD catch, finishing the year with a league-best four games...Had eight games with 100-plus scrimmage yards to tie for third in the NFL among RBs, including a streak of four-straight games...Eclipsed 5,000 career scrimmage yards, joining Willie Parker and Arian Foster as the only RBs in the common draft era to do so within their first five pro seasons...

Awards: Selected as a second alternate for the Pro Bowl...Pro Football Journal Second-Team All-Pro (RB)...PFJ Second-Team All-AFC (RB)...**at Washington (Sept. 12):** Ran for 57 yards and a TD on 15 attempts (3.8 avg.)...On the three-yard TD, took the shotgun handoff to the left through a hole created by T Rashawn Slater and G Matt Feiler...The score gave him 10 career rushing TDs, joining Danny Woodhead as the only undrafted players in history to total 15-plus receiving scores and 10-plus rushing scores in a career...Took a stretch handoff in the third quarter to the right behind G Oday Aboushi and C Corey Linsley, breaking tackle attempts by DE Chase Young and CB William Jackson III for a 14-yard gain...**vs. Dallas (Sept. 19):** Hauled in a game-high nine passes for 61 yards (6.8 avg.)...Added 54 yards on 11 rushing attempts (6.0 avg.) to total 115 yards from scrimmage...The performance marked the 14th of 100-plus scrimmage yards in his career...Took a handoff on the team's first play from scrimmage for a 20-yard gain behind blocks from G Matt Feiler and T Rashawn Slater...Converted a two-point attempt in the second quarter by taking a shotgun handoff and running behind the blocks of Oday Aboushi and Corey Linsley...Held on to a deep 20-yard completion late in the third quarter despite an unnecessary roughness hit by CB Trevon Diggs...**at Kansas City (Sept. 26):** Caught six passes for 52 yards (8.7 avg.) and his first receiving TD of the season...On the TD, caught a pass out of the backfield and sprinted away from LB

2021, LOS ANGELES CHARGERS

Date	Opp.	Games		Rushing					Receiving				Scrim Yds			
		Res.	P/S	Att	Yds	Avg.	Lg	TD	No.	Yds	Avg.	Lg		TD		
09/12	at Was	W	1/1	15	57	3.8	14	1	0	0	—	—	0	57		
09/19	Dal	L	1/1	9	54	6.0	20	0	9	61	6.8	20	0	115		
09/26	at KC	W	1/1	11	55	5.0	11	0	6	52	8.7	16t	1	107		
10/04	LV	W	1/1	15	117	7.8	20	1	3	28	9.3	14t	1	145		
10/10	Cle	W	1/1	17	66	3.9	9	2	5	53	10.6	19t	1	119		
10/17	at Bal	L	1/1	6	7	1.2	5	0	4	48	12.0	18	0	55		
10/31	NE	L	1/1	11	64	26.3	28	1	6	60	10.0	14	0	124		
11/07	at Phi	W	1/1	17	59	3.5	16	0	3	23	7.7	14	0	82		
11/14	Min	L	1/1	11	44	4.0	9	0	3	15	5.0	7	1	59		
11/21	Pit	W	1/1	11	50	4.5	12	2	6	65	10.8	17t	2	105		
11/28	at Den	L	1/1	12	31	2.6	6	0	6	68	11.3	34	1	99		
12/05	at Cin	W	1/1	14	59	4.2	15	1	5	45	9.0	12	0	104		
12/12	NYG	W	1/1	12	67	5.6	17	1	2	17	8.5	10	0	84		
12/16	KC	L (OT)	1/1	12	59	4.9	15	1	4	23	5.8	9	0	82		
12/26	at Hou	L	0/0	— Reserve/COVID-19 —												
01/02	Den	W	1/1	11	58	3.4	14	1	3	54	18.0	40	0	112		
01/09	at LV	L (OT)	1/1	16	64	4.0	14t	1	5	35	7.0	14t	1	99		
'21 TOTALS				9-8	14/13	206	911	4.4	28	12	65	612	9.4	40	8	1,558

Anthony Hitchens to beat S Tyrann Mathieu to the pylon for the 16-yard score...The scoring grab gave him 17 for his career, tying Danny Woodhead for the most by an undrafted RB in the common draft era...Added 55 rushing yards on 11 attempts (5.0 avg.) to post his second-straight game with 100-plus scrimmage yards...**vs. Las Vegas (Oct. 4):** Set a single-game career high with 117 rushing yards and TD on 15 attempts (7.8 avg.), marking his second career 100-yard rushing game...Added receiving score and 28 yards on three catches (9.3 avg.)...The 145 yards from scrimmage were the fifth-most in a game for his career and marked his third-straight contest with 100-plus scrimmage yards...The receiving score was career TD catch No. 18, passing Danny Woodhead for the most by an undrafted RB in the common draft era (since 1967)...Took a draw handoff in the first quarter for an 18-yard gain after forcing a missed tackle attempt by CB Trayvon Mullen Jr. ...Beat LB Denzel Perryman in the red zone to haul in the 14-yard TD pass in the waning seconds of the first half...Punched in the game-sealing TD on an 11-yard run in the fourth quarter behind blocks from Matt Feiler, Corey Linsley and WR Mike Williams...**vs. Cleveland (Oct. 10):** Recorded his fourth-straight game with 100-plus scrimmage yards, totaling 119 on the day (66 rushing, 53 receiving)...Posted two rushing scores and the 66 yards on 17 attempts (3.9 avg.) while hauling in another TD and the 53 receiving yards on five receptions (10.6 avg.)...All three scrimmage TDs came in the fourth quarter, making him the first player in over a decade and the fifth since 1991 to do so in a single fourth quarter...The receiving TD gave him 19 for his career, joining Chuck Foreman and James White as the only RBs in the common draft era (since 1967) to have at least 19 TD grabs through the first five seasons of a career...Ran in his first TD of the day between the blocks of Matt Feiler and FB Gabe Nabers...Scored for the second time by taking a screen-pass in the left flat and utilizing blocks from Feiler, Corey Linsley and G/T Michael Schofield III to punch in the 19-yard TD...**at Baltimore (Oct. 17):** Saw his streak of games with 100-plus yards from scrimmage come to an end, finishing the game with 55 scrimmage yards...Posted his longest catch of the

day in the second quarter, beating CB Marlon Humphrey on an angle-route to gain 18 yards...**vs. New England (Oct. 31):** Posted his fifth 100-yard scrimmage game of the season, totaling 124 yards on the day (64 rushing, 60 receiving)...Averaged 5.0 yards per carry on 11 attempts, punching in a rushing TD...Caught six passes on the day (10.0 avg.)...Set up the rushing TD by converting a fourth-and-one the play before...On the five-yard score, kept his legs churning and powered his way into the end zone with the help of teammates...Started a third-quarter scoring drive by taking a handoff between blocks from Matt Feiler and Corey Linsley for a 28 yards, powering for 13 of those yards after first contact...**at Philadelphia (Nov. 7):** Ran 17 times for 59 yards (3.5 avg.) and caught three passes for 23 yards (7.7 avg.) to total 82 yards from scrimmage...Set up the offense's final TD of the day by taking a pitch to the left and breaking multiple tackles to gain 14 yards...**at Minnesota (Nov. 14):** Ran for 44 yards on 11 attempts (4.0 avg.) and caught three passes for 15 yards (5.0 avg.) and a TD...The two-yard TD catch was No. 20 for his career...At 26 years, 181 days old, became the youngest RB in the common draft era (since 1967) to eclipse the mark...On the score, settled at the goal line and hauled in the pass between LB Eric Kendricks and LB Nick Vigil...**vs. Pittsburgh (Nov. 21):** Made his third appearance and second start at RB on *Sunday Night Football*, with all three games coming against the Steelers...Recorded four scrimmage TDs (two rushing, two receiving) and 115 yards from scrimmage (50 rushing, 65 receiving)...Became the first NFL RB since Maurice Jones-Drew in 2011 to have multiple rushing scores and multiple receiving scores in a single game and the first Charger since 2015 with four scrimmage TDs in a single game (Danny Woodhead)...The performance in Week 11 was his league-leading third of the season with a TD run and a TD catch...Finished the game with 22 career TD catches, the most by a RB in the common draft era (since 1967) within their first five professional seasons...In the first quarter, ran in a six-yard TD for his first of the day behind the left side of the offensive line from shotgun formation...Ran an angle-route in the second quarter away from the coverage of LB Devin Bush to haul in the 10-yard score for his second scrimmage TD...In the third quarter, caught a swing-pass in the right flat, forcing missed tackles by CB James Pierre and S Terrell Edmunds to record a 17-yard score...Cut a fourth-quarter handoff back to the left side, scoring on a five-yard run behind key blocks from Michael Schofield and WR Jalen Guyton...**at Denver (Nov. 28):** Caught six passes for 68 yards (11.3 avg.) and a TD...Added 31 rushing yards on 12 attempts (2.6 avg.)...The TD catch gave him seven for the year, making him the second RB in the last 60 years (Kareem Hunt, 2018) to have seven TD runs and seven receiving scores through their team's first 11 games of a season...Eclipsed 1,000 scrimmage yards for the year and 5,000 for his career, joining Willie Parker

and Arian Foster as the only undrafted RBs to do so within their first five seasons in the common draft era (since 1967)...On the score, ran an angle-route from the backfield in shotgun formation before catching the pass and beating three defenders to the end zone for the 12-yard TD...**at Cincinnati (Dec. 5):** Recorded 104 yards from scrimmage, his seventh 100-yard scrimmage game of the season and 20th of his career...Ran for 59 yards and a TD on 14 attempts (4.2 avg.)...Caught five passes for 45 yards (9.0 avg.)...Scored the game-sealing TD on a one-yard run in the fourth quarter, powering through defenders to reach the end zone...**vs. N.Y. Giants (Dec. 12):** Totaled 84 scrimmage yards before departing due to an ankle injury...Ran 12 times for 67 yards (5.6 avg.) and a TD, marking his ninth rushing score of the year...Caught two passes for 17 yards (8.5 avg.)...On the opening play of the second quarter, bounced a handoff outside to the left for a 17-yard gain, utilizing a good block from TE Tre' McKitty...**vs. Kansas City (Dec. 16):** Extended his streak of games with a TD to six consecutive, the longest streak by a Charger since 2018...Ran for 59 yards and his 10th rushing TD of the year on 12 attempts (4.9 avg.)...Caught four passes for 23 yards (5.8 avg.), finishing with 82 scrimmage yards...**vs. Denver (Jan. 2):** Ran in his 11th TD of the season, giving him 18 scrimmage scores on the year...Finished with 112 yards from scrimmage (58 rushing, 54 receiving), his eighth 100-yard scrimmage game of the season...Took a shotgun handoff in the first quarter to the right behind blocks from TE Stephen Anderson and Jalen Guyton for a 14-yard gain, setting up his TD run on the next play...Ran a swing-route and caught a pass in the left flat late in the first half, gaining 11 yards on fourth-and-two to extend an eventual TD drive...In the third quarter, snuck out of the backfield into the left flat, catching the pass and breaking a tackle attempt by S Justin Simmons, maintaining his balance and running upfield, forcing another missed tackle by S Kareem Jackson to turn in a 40-yard catch-and-run...**at Las Vegas (Jan. 9):** Posted his NFL-best fourth game of the season with a rushing TD and a receiving score...Ran 16 times for 64 yards (4.0 avg.) and the score, while hauling in five passes for 35 yards (7.0 avg.) and the TD, finishing with 99 yards from scrimmage...The game marked his eight-straight with a scrimmage TD...Caught a first-quarter pass that was deflected in the air for a 14-yard gain to move the chains on third-and-five, extending the team's first scoring drive...Capped off that drive early in the second quarter by taking a shotgun handoff up the middle, breaking a tackle attempt by LB Divine Deablo and keeping his balance for a 14-yard rushing TD...Scored on a 14-yard TD catch on the following drive, catching a screen pass in the left flat and juking past Denzel Perryman to power into the end zone...Caught a two-point conversion in the fourth quarter in the front, left corner of the end zone to pull the team within seven points.

AUSTIN EKELER NFL STATISTICS

Year	Team	GP	GS	-- Rushing --					-- Receiving --					-- Scrimmage --
				Att	Yds	Avg.	Lg	TD	No.	Yds	Avg.	Lg	TD	Yards
2017	Los Angeles Chargers	16	0	47	260	5.5	35t	2	27	279	10.3	38	3	539
2018	Los Angeles Chargers	14	3	106	554	5.2	41	3	39	404	10.4	44t	3	958
2019	Los Angeles Chargers	16	8	132	557	4.2	35	3	92	993	10.8	84t	8	1,550
2020	Los Angeles Chargers	10	10	116	530	4.6	27	1	54	403	7.5	28	2	933
2021	Los Angeles Chargers	16	16	206	911	4.4	28	12	70	647	9.2	40	8	1,558
NFL Totals		72	37	607	2,812	4.6	41	21	282	2,726	9.7	84t	24	5,538
Year	Team	No.	-- Kickoff Returns --					-- Punt Returns --					-- All-Purpose --	
			Yds	Avg.	Lg	TD	No.	FC	Yds	Avg.	Lg	TD	Yards	
2017	Los Angeles Chargers	5	85	17.0	22	0	0	0	0	—	—	0	624	
2018	Los Angeles Chargers	0	0	—	—	0	0	0	0	—	—	0	958	
2019	Los Angeles Chargers	0	0	—	—	0	0	0	0	—	—	0	1,550	
2020	Los Angeles Chargers	0	0	—	—	0	0	0	0	—	—	0	933	
2021	Los Angeles Chargers	0	0	—	—	0	0	0	0	—	—	0	1,558	
NFL Totals		5	85	17.0	22	0	0	0	0	0	0	0	5,623	
Year	Team	GP	GS	-- Receiving --					-- Rushing --					-- Scrimmage --
				No.	Yds	Avg.	Lg	TD	Att	Yds	Avg.	Lg	TD	Yards
2018	Los Angeles Chargers	2	0	11	29	2.6	7	0	7	33	4.7	9	0	62
Postseason Totals		2	0	11	29	2.6	7	0	7	33	4.7	9	0	62



KYLER FACKRELL ⚡ 52

OUTSIDE LINEBACKER | UTAH STATE

6-5 | 245 lbs | MESA, ARIZ.

UFA (NYG) — 2021

EXPERIENCE: 6TH NFL SEASON

1ST YEAR WITH CHARGERS

2021: Appeared in 13 games (one start), recording 16 tackles (11 solo), three sacks and four tackles for loss, as well as one forced fumble, one fumble recovery and one pass defended...Notched two tackles for loss in the season finale at Las Vegas...Dropped QB Dak Prescott for a loss of six yards in the Week 2 contest, jarring loose the ball during the takedown to register first sack-fumble of the season, helping the Bolts finish the year with a league-high 11 strip sacks and conference-best 13 forced fumbles...Spent Weeks 14 through 17 on Reserve/Injured (knee)...**at Washington (Sept. 12):** On first-and-10 from Washington's own four-yard line, landed on a LB Kyzir White forced fumble to secure his first fumble recovery as a member of the Chargers, granting Los Angeles possession deep in Washington territory...The takeaway led to a Chargers touchdown three plays later, helping the Bolts secure a season-opening road win to start the season 1-0... Added a special teams stop on punt coverage...**vs. Dallas (Sept. 19):** Secured his first sack-fumble as a member of the Bolts after dropping Cowboys QB Dak Prescott on third-and-nine in the fourth quarter, forcing Dallas to settle for a field goal...**at Kansas City (Sept. 26):** Saw action on a season-high 32 snaps defensively while continuing to contribute on special teams...Helped anchor a defensive unit that held Chiefs QB Patrick Mahomes to 5.9 yards per attempt, the third-lowest output of his career, as the unit forced four Chiefs turnovers, the most takeaways by the Bolts in a single game since 2018 (Week 17)...**vs. Las Vegas (Oct. 4):** Secured his second sack in the last three games after dropping QB Derek Carr for a loss of three yards in the third quarter...Also added a tackle in run support of RB Josh Jacobs after a short gain... **vs. Cleveland (Oct. 10):** Notched two tackles in the home win, including a solo stop of a scrambling QB Baker Mayfield up the

Date	Opp.	Res.	P/S	Games		Tackles					Interceptions					Fumbles			
				Tot	So	As	Sk	Yd	TFL	No.	Yd	Lg	TD	PD	FF	FR			
09/12	at Was	W	1/0	0	0	0	0.0	0	0	0	0	0	0	0	0	0	0	1	0
09/19	Dal	L	1/1	1	1	0	1.0	6	0	0	0	0	0	0	0	0	0	1	0
09/26	at KC	W	1/0	1	1	0	0.0	0	0	0	0	0	0	0	0	0	0	0	0
10/04	LV	W	1/0	2	2	0	1.0	3	1	0	0	0	0	0	1	0	0	0	0
10/10	Cle	W	1/0	2	1	1	0.0	0	0	0	0	0	0	0	0	0	0	0	0
10/17	at Bal	L	1/0	1	1	0	0.0	0	0	0	0	0	0	0	0	0	0	0	0
10/31	NE	L	1/0	2	2	0	0.0	0	0	0	0	0	0	0	0	0	0	0	0
11/07	at Phi	W	1/0	0	0	0	0.0	0	0	0	0	0	0	0	0	0	0	0	0
11/14	Min	L	1/0	2	0	2	0.0	0	0	0	0	0	0	0	0	0	0	0	0
11/21	Pit	W	1/0	1	1	0	1.0	8	1	0	0	0	0	0	0	0	0	0	0
11/28	at Den	L	1/0	1	0	1	0.0	0	0	0	0	0	0	0	0	0	0	0	0
12/05	at Cin	W	1/0	1	0	1	0.0	0	0	0	0	0	0	0	0	0	0	0	0
12/12	NYG	W	0/0	— Reserve/Injured —															
12/16	KC	L (OT)	0/0	— Reserve/Injured —															
12/26	at Hou	L	0/0	— Reserve/Injured —															
01/02	Den	W	0/0	— Reserve/Injured —															
01/09	at LV	L (OT)	1/0	2	2	0	0.0	0	2	0	0	0	0	0	0	0	0	0	0
'21 TOTALS		9-7	13/1	16	11	5	3.0	17	4	0	0	—	0	1	0	0	1	1	1

middle, halting the Cleveland signal-caller for a gain of one yard... **at Baltimore (Oct. 17):** Started at OLB and secured on solo stop, a scramble of Ravens QB Lamar Jackson after a game of just one yard...**vs. New England (Oct. 31):** Logged two solo tackles in run support...**at Philadelphia (Nov. 7):** Continued to provide support defensively...**vs. Minnesota (Nov. 14):** Totaled two tackles...**vs. Pittsburgh (Nov. 21):** Brought down QB Ben Roethlisberger on the first play of Pittsburgh's final offensive drive, thwarting a Steelers threat early...**at Denver (Nov. 28):** Logged one tackle, occurring on a goal line run defense...**at Cincinnati (Dec. 5):** Partnered with DL Jerry Tillery to stop RB Joe Mixon after a short gain...Also added a quarterback hit...**at Las Vegas (Jan. 9):** Logged two solo tackles in the season finale, both of which registered as tackles for loss.

KYLER FACKRELL NFL STATISTICS

Year	Team	GP	GS	— Tackles —					Yds	TFL	— Interceptions —					— Fumbles —			ST Tackles
				Total	Solo	Asst	Sacks	Tot			No.	Yds	Lg	TD	PD	FF	FR	Yds	
2016	Green Bay	13	0	9	8	1	2.0	15	1	0	0	—	0	1	1	0	0	0	9
2017	Green Bay	16	2	24	18	6	3.0	12	5	0	0	—	0	0	0	1	0	0	4
2018	Green Bay	16	7	41	28	13	10.5	69.5	12	0	0	—	0	0	0	0	0	0	1
2019	Green Bay	16	0	19	11	8	1.0	10	2	0	0	—	0	0	0	0	0	0	4
2020	New York Giants	12	9	34	23	11	4.0	32	7	1	46	46t	1	2	1	0	0	0	0
2021	Los Angeles Chargers	13	1	16	11	5	3.0	17	4	0	0	—	0	1	1	1	0	0	1
NFL Totals		86	19	143	99	44	23.5	155.5	31	1	46	46t	1	4	3	2	0	0	19
POSTSEASON				— Tackles —					Yds	TFL	— Interceptions —					— Fumbles —			ST Tackles
Year	Team	GP	GS	Total	Solo	Asst	Sacks	No.			Yds	Lg	TD	PD	FF	FR	Yds		
2016	Green Bay	3	0	0	0	0	0.0	0	0	0	0	—	0	0	0	0	0	0	2
2019	Green Bay	2	0	2	2	0	1.0	8	1	0	0	—	0	0	0	0	0	0	0
Postseason Totals		5	0	2	2	0	1.0	8	1	0	0	—	0	0	0	0	0	0	2



BREIDEN FEOKO ⚡ 96

DEFENSIVE LINE | LOUISIANA STATE

6-3 | 300 lbs | HONOLULU, HAWAII

FREE AGENT — 2020

EXPERIENCE: 1ST NFL SEASON

2ND YEAR WITH CHARGERS

2021: Saw action in eight games (one start), totaling 13 tackles (five solo)...Started the season on practice squad before being signed to the active roster prior to Week 11...Posted a career-high five tackles (two solo) in the Week 16 bout at Houston...**vs. Las Vegas (Oct. 4):** Logged first game action of the season, appearing on one defensive snap and contributing on special teams...**at Baltimore (Oct. 17):** Elevated from the practice squad for the second time this season, contributing on 17 defensive snaps...**vs. Pittsburgh (Nov. 21):** Dropped RB Najee Harris on the game's first play from scrimmage...Assisted on two other takedowns in the home win over Pittsburgh, notching three tackles in the game...**at Denver (Nov. 28):** Logged two tackles in run support...**at Cincinnati (Dec. 5):** Secured two tackles (one solo) in run support...**vs. N.Y. Giants (Dec. 12):** Inactive (healthy scratch)...**at Houston (Dec. 26):** Totaled a career-high five tackles (two solo) in run support...**vs. Denver (Jan. 2):** Contributed snaps on defense and in the kicking game...**at Las Vegas (Jan. 9):** Supplied one solo tackle in run support in the season finale.

2021, LOS ANGELES CHARGERS																		
Date	Opp.	Res.	Games P/S	Tackles					Interceptions					Fumbles				
				Tot	So	As	Sk	Yd	TFL	No.	Yd	Lg	TD	PD	FF	FR		
09/12	at Was	W	0/0	— Practice Squad —														
09/19	Dal	L	0/0	— Practice Squad —														
09/26	at KC	W	0/0	— Practice Squad —														
10/04	LV	W	1/0	0	0	0	0.0	0	0	0	0	0	0	0	0	0	0	
10/10	Cle	W	0/0	— Practice Squad —														
10/17	at Bal	L	1/0	0	0	0	0.0	0	0	0	0	0	0	0	0	0	0	
10/31	NE	L	0/0	0	0	0	0.0	0	0	0	0	0	0	0	0	0	0	
11/7	at Phi	W	0/0	— Practice Squad —														
11/14	Min	L	0/0	— Practice Squad —														
11/21	Pit	W	1/1	3	1	2	0.0	0	0	0	0	0	0	0	0	0	0	
11/28	at Den	L	1/0	2	0	2	0.0	0	0	0	0	0	0	0	0	0	0	
12/05	at Cin	W	1/0	2	1	1	0.0	0	0	0	0	0	0	0	0	0	0	
12/12	NYG	W	0/0	— Inactive —														
12/16	KC	L (OT)	0/0	— Inactive —														
12/26	at Hou	L	1/0	5	2	3	0.0	0	0	0	0	0	0	0	0	0	0	
01/02	Den	W	1/0	0	0	0	0.0	0	0	0	0	0	0	0	0	0	0	
01/09	at LV	L (OT)	1/0	1	1	0	0.0	0	0	0	0	0	0	0	0	0	0	
'21 TOTALS				9-8	8/1	13	5	8	0.0	0	0	0	0	0	0	0	0	0

BREIDEN FEOKO NFL STATISTICS

Year	Team	GP	GS	— Tackles —					Yds	TFL	— Interceptions —					— Fumbles —			ST Tackles	
				Total	Solo	Asst	Sacks	No.			Yds	Lg	TD	PD	FF	FR	Yds			
2020	Los Angeles Chargers	2	0	0	0	0	0.0	0	0	0	0	—	0	0	0	0	0	0	0	0
2021	Los Angeles Chargers	8	1	13	5	8	0.0	0	0	0	0	—	0	0	0	0	0	0	0	0
NFL Totals		10	1	13	5	8	0.0	0	0	0	0	—	0	0	0	0	0	0	0	0



MATT FEILER ⚡ 71

GUARD | BLOOMSBURG (PA.)

6-6 | 330 lbs | STRASBURG, PA.

UFA (PIT) — 2021

EXPERIENCE: 5TH NFL SEASON

1ST YEAR WITH CHARGERS

2021: Started all 16 appearances at LG...**at Washington (Sept. 12):** Started the season opener at LG...Saw action on all 81 of the Chargers' offensive snaps, helping keep QB Justin Herbert clean as the second-year signal caller logged his ninth-career 300-yard passing performance, helping the Bolts secure a Week 1 victory...**vs. Dallas (Sept. 19):** In his first home start as a member of the Bolts, started at LG and helped protect Justin Herbert totaled 338 yards passing to secure his 10th career 300-yard performance, tying the NFL record for most outings of the like through a player's first two seasons...**at Kansas City (Sept. 26):** Started at LG, helping secure the Bolts' second road win, and first AFC West Division victory, of the 2021 slate...Kept Justin Herbert clean as the signal-caller orchestrated his second come-from-behind fourth-quarter victory behind a four-TD effort...**vs. Las Vegas (Oct. 4):** Started at LG and did not miss an offensive snap, keeping Justin Herbert clean as the signal-caller registered three first-half passing touchdowns, as his seven passing scores on *Monday Night Football* are tied for the second-most by any player through their first two starts on MNF in league history...**vs. Cleveland (Oct. 10):** Helped protect Justin Herbert as the second-year signal-caller threw for a career-high 398 passing yards, along with four passing scores and a rushing touchdown...Herbert secured his 11th career 300-yard outing, the most by any QB in their first two seasons in NFL history...**at Baltimore (Oct. 17):** Protected Justin Herbert as he became the second-fastest player in NFL history to eclipse 6,000 (21 games)...**vs. New England (Oct. 17):** Helped an offensive front that propelled the run game to total 122 yards on the ground in the first half, the fourth-most by a Chargers offense in the opening half over the last decade...**at Philadelphia (Nov. 7):** Protected Justin Herbert as the signal-caller secured his sixth career outing with with multiple passing touchdowns and a rushing score, registering a career-best 84.2 completion percentage in the road win at Philadelphia...**vs. Minnesota (Nov. 14):** Helped protect Justin Herbert who accounted for his 50th career passing touchdown, becoming one of four QBs in league history to do so within their first 25 career games...**vs. Pittsburgh (Nov. 21):** Supported Justin Herbert as the signal-caller became the first QB in NFL history to throw for 350 yards and rush for 90 yards

MATT FEILER NFL GAMES

Year	Team	GP	GS
2016	Pittsburgh	1	0
2017	Pittsburgh	5	1
2018	Pittsburgh	11	10
2019	Pittsburgh	16	16
2020	Pittsburgh	13	13
2021	Los Angeles Chargers	16	16
NFL Totals		61	54
POSTSEASON			
Year	Team	GP	GS
2020	Pittsburgh	1	1
Postseason Totals		1	1

in a single game, as RB Austin Ekeler totaled a career-high four scrimmage touchdowns...**at Denver (Nov. 28):** Inactive (ankle)...**at Cincinnati (Dec. 5):** Returned to the lineup and provided protection as Justin Herbert recorded his 15th career 300-yard outing and 11th three-touchdown performance, while reaching 700 career completions faster than any player in NFL history (27 games)...**vs. N.Y. Giants (Dec. 12):** Protected Justin Herbert as he threw for three touchdowns, becoming the first player in NFL history to toss at least 30 touchdowns in each of their first two seasons in NFL history...**vs. Kansas City (Dec. 16):** Returned to the lineup and contributed a unit that did not allow a sack, marking the first occurrence since Week 9 and just the second occasion this season...**at Houston (Dec. 26):** Blocked for RB Justin Jackson as the versatile back totaled 162 yards from scrimmage, the most by a Chargers back since 2019...**vs. Denver (Jan. 2):** Kept Justin Herbert clean as the offensive line did not allow a sack for the third time this season, as Herbert tossed two touchdowns to break the franchise's single-season passing touchdown mark...**at Las Vegas (Jan. 9):** In the season finale, helped RB Austin Ekeler reach a league-high 20 touchdowns from scrimmage on the season, as Justin Herbert totaled three passing touchdowns to set the NFL record for most passing touchdowns (69) and total touchdowns (77) by any player in their first two seasons in pro football history.



MAURICE FFRENCH ⚡ 80

WIDE RECEIVER | PITTSBURGH

5-11 | 200 lbs | NEW BRUNSWICK, N.J.

FREE AGENT — 2021

EXPERIENCE: 1ST NFL SEASON

1ST YEAR WITH CHARGERS

2021: Appeared in three games via practice squad elevation...**at Philadelphia (Nov. 7):** Made NFL debut...Saw action on one special teams play...**vs. Minnesota (Nov. 14):** Continued to contribute on special teams...Secured a tackle on punt coverage, logging his first tackle as a pro...**at Houston (Dec. 26):** Returned one kickoff for 17 yards and fair caught one punt.

2021, LOS ANGELES CHARGERS

OFFENSIVE STATISTICS																
Date	Opp.	Res.	Games		Receiving					Rushing				Scrim Yds		
			P/S	Pl	No.	Yds	Avg.	Lg	TD	Att	Yds	Avg.	Lg		TD	
09/12	at Was	W	0/0		— Practice Squad —											
09/19	Dal	L	0/0		— Practice Squad —											
09/26	at KC	W	0/0		— Practice Squad —											
10/04	LV	W	0/0		— Practice Squad —											
10/10	Cle	W	0/0		— Practice Squad —											
10/17	at Bal	L	0/0		— Practice Squad —											
10/31	NE	L	0/0		— Practice Squad —											
11/07	at Phi	W	1/0		0	0	—	—	0	0	0	—	—	0	0	0
11/14	Min	L	1/0		0	0	—	—	0	0	0	—	—	0	0	0
11/21	Pit	W	0/0		— Practice Squad —											
11/28	at Den	L	0/0		— Practice Squad —											
12/05	at Cin	W	0/0		— Practice Squad —											
12/12	NYG	W	0/0		— Practice Squad —											
12/16	KC	L (OT)	0/0		— Practice Squad —											
12/26	at Hou	L	1/0		0	0	—	—	0	0	0	—	—	0	0	0
01/02	Den	W	0/0		— Practice Squad —											
01/09	at LV	L (OT)	0/0		— Practice Squad —											
'21 TOTALS			9-8	3/0	0	0	—	—	0	0	0	—	—	0	0	0

RETURN STATISTICS																
Date	Opp.	Res.	Games		Kickoff Returns				Punt Returns				Ret. Yds			
			Pl	Played	No.	Yds	Avg.	Lg	TD	Att	Yds	Avg.		Lg	TD	
09/12	at Was	W	0		0	0	—	—	0	0	0	—	—	0	0	0
09/19	Dal	L	0		0	0	—	—	0	0	0	—	—	0	0	0
09/26	at KC	W	0		0	0	—	—	0	0	0	—	—	0	0	0
10/04	LV	W	0		0	0	—	—	0	0	0	—	—	0	0	0
10/10	Cle	W	0		0	0	—	—	0	0	0	—	—	0	0	0
10/17	at Bal	L	0		0	0	—	—	0	0	0	—	—	0	0	0
10/31	NE	L	0		0	0	—	—	0	0	0	—	—	0	0	0
11/07	at Phi	W	1		0	0	—	—	0	0	0	—	—	0	0	0
11/14	Min	L	1		0	0	—	—	0	0	0	—	—	0	0	0
11/21	Pit	W	0		0	0	—	—	0	0	0	—	—	0	0	0
11/28	at Den	L	0		0	0	—	—	0	0	0	—	—	0	0	0
12/05	at Cin	W	0		0	0	—	—	0	0	0	—	—	0	0	0
12/12	NYG	W	0		0	0	—	—	0	0	0	—	—	0	0	0
12/16	KC	L (OT)	0		0	0	—	—	0	0	0	—	—	0	0	0
12/26	at Hou	L	1		1	17	17.0	17	0	0	0	—	—	0	17	0
01/02	Den	W	0		0	0	—	—	0	0	0	—	—	0	0	0
01/09	at LV	L (OT)	0		0	0	—	—	0	0	0	—	—	0	0	0
'21 TOTALS			9-8	3	1	17	17.0	17	0	0	0	—	—	0	17	0

MAURICE FFRENCH NFL STATISTICS

Year	Team	GP	GS	No.	— Receiving —				Att	— Rushing —				— Scrimmage — Yards
					Yds	Avg.	Lg	TD		Yds	Avg.	Lg	TD	
2021	Los Angeles Chargers	3	0	0	0	—	—	0	0	0	—	—	0	0
NFL Totals		3	0	0	0	—	—	0	0	0	—	—	0	0

Year	Team	No.	— Kickoff Returns —				No.	— Punt Returns —				— All-Purpose — Yards	
			Yds	Avg.	Lg	TD		FC	Yds	Avg.	Lg		TD
2021	Los Angeles Chargers	1	17	17.0	17	0	0	1	0	—	—	0	17
NFL Totals		1	17	17.0	17	0	0	1	0	—	—	0	17



JOE GAZIANO ⚡ 92

DEFENSIVE LINE | NORTHWESTERN

6-4 | 280 lbs | SCITUATE, MASS.

FREE AGENT — 2020

EXPERIENCE: 1ST NFL SEASON

2ND YEAR WITH CHARGERS

2021: Appeared in 14 games (one start), amassing 13 tackles (eight solo), including one tackle for loss in the win over the Giants...Elevated to the active roster prior to Week 4, where he would remain the entirety of the season...**vs. Dallas (Sept. 19):** On first-and-10 early in the fourth quarter, prevented a cut-back by Cowboys RB Ezekiel Elliott, stopping Elliott for a short gain of just one yard for his first solo stop of the season...**at Kansas City (Sept. 26):** In the third quarter, partnered with DL Christian Covington to corral Chiefs RB Clyde Edwards-Helaire to secure his second stop of the season...Contributed to a defensive unit that held Chiefs QB Patrick Mahomes to 5.9 yards per attempt, the third-lowest output of his career, as the unit forced four Chiefs turnovers, the most takeaways by the Bolts in a single game since 2018 (Week 17)...**vs. Las Vegas (Oct. 4):** In the fourth quarter on first-and-10, got in the way of QB Derek Carr who was scrambling, corralling Carr after a short gain...On the ensuing play S Derwin James Jr. picked off Carr to help secure the victory on *Monday Night Football*...**vs. Cleveland (Oct. 10):** Halted RB Nick Chubb after a gain of two yards on a run up the middle on second-and-four, forcing a third-and-two...**at Baltimore (Oct. 17):** Saw action on 11 snaps defensively while contributing on special teams...**vs. New England (Oct. 31):** Notched a quarterback hit on QB Mac Jones in the second quarter...**at Philadelphia (Nov. 7):** Contributed on one defensive snap and four special teams plays...**vs. Minnesota (Nov. 14):** Saw action on 13 defensive snaps...**vs. Pittsburgh (Nov. 21):** In his first career NFL start, totaled a career-high three tackles (one solo), along with a pass defended...On third-and-four

2021, LOS ANGELES CHARGERS																		
Date	Opp.	Res.	Games P/S	Tackles						Interceptions					Fumbles			
				Tot	So	As	Sk	Yd	TFL	No.	Yd	Lg	TD	PD	FF	FR		
09/12	at Was	W	0/0	— Practice Squad —														
09/19	Dal	L	1/0	1	1	0	0.0	0	0	0	0	0	0	0	0	0	0	
09/26	at KC	W	1/0	1	0	1	0.0	0	0	0	0	0	0	0	0	0	0	
10/04	LV	W	1/0	1	1	0	0.0	0	0	0	0	0	0	0	0	0	0	
10/10	Cle	W	1/0	1	1	0	0.0	0	0	0	0	0	0	0	0	0	0	
10/17	at Bal	L	1/0	0	0	0	0.0	0	0	0	0	0	0	0	0	0	0	
10/31	NE	L	1/0	0	0	0	0.0	0	0	0	0	0	0	0	0	0	0	
11/07	at Phi	W	1/0	0	0	0	0.0	0	0	0	0	0	0	0	0	0	0	
11/14	Min	L	1/0	0	0	0	0.0	0	0	0	0	0	0	0	0	0	0	
11/21	Pit	W	1/1	3	1	2	0.0	0	0	0	0	0	0	0	0	1	0	
11/28	at Den	L	1/0	0	0	0	0.0	0	0	0	0	0	0	0	0	0	0	
12/05	at Cin	W	1/0	1	0	1	0.0	0	0	0	0	0	0	0	0	0	0	
12/12	NYG	W	1/0	4	3	1	0.0	0	1	0	0	0	0	0	0	0	0	
12/16	KC	L (OT)	1/0	0	0	0	0.0	0	0	0	0	0	0	0	0	0	0	
12/26	at Hou	L	0/0	— Reserve/COVID-19 —														
01/02	Den	W	1/0	1	1	0	0.0	0	0	0	0	0	0	0	0	0	0	
01/09	at Hou	L (OT)	0/0	— Inactive —														
'21 TOTALS			9-8	14/1	13	8	5	0.0	0	1	0	0	0	0	0	1	0	0

in the fourth quarter, batted down a pass intended for TE Pat Freiermuth to draw an incomplection and force the Steelers to settle for a field goal...**at Denver (Nov. 28):** Continued to provide support defensively and on special teams...**at Cincinnati (Dec. 5):** Registered one tackle in run support in the third quarter...**vs. N.Y. Giants (Dec. 12):** Totaled a career-high four tackles (three solo), including a tackle for loss, in winning effort over the Giants...**vs. Kansas City (Dec. 16):** Saw action on 15 defensive snaps...**vs. Denver (Jan. 2):** Brought down RB Melvin Gordon III after a short gain of two yards on the ground in the second quarter...**at Las Vegas (Jan. 9):** Inactive (ankle).

JOE GAZIANO NFL STATISTICS

Year	Team	GP	GS	— Tackles —						— Interceptions —					— Fumbles —			ST Tackles	
				Total	Solo	Asst	Sacks	Yds	TFL	No.	Yds	Lg	TD	PD	FF	FR	Yds		
2020	Los Angeles Chargers	2	0	1	0	1	0.0	0	0	0	0	0	0	0	0	0	0	0	0
2021	Los Angeles Chargers	14	1	13	8	5	0.0	0	1	0	0	0	1	0	0	0	0	0	0
NFL Totals		16	1	14	8	6	0.0	0	1	0	0	0	1	0	0	0	0	0	0



ALOHI GILMAN ⚡ 32

SAFETY | NOTRE DAME

5-10 | 201 lbs | LAIE, HAWAII

DRAFT 6 — 2020

EXPERIENCE: 2ND NFL SEASON

2ND YEAR WITH CHARGERS

2021: Appeared in 11 games (three starts), notching 36 tackles (26 solo), one interception and an additional six stops on special teams coverage...Secured his first career interception at the ultimate time, in the fourth quarter of the Week 3 win at Kansas City to as the Bolts offense an opportunity to drive for the go-ahead touchdown...Led the AFC in special teams tackles (four) through the first three weeks of the season...**at Washington (Sept. 12):** Secured two tackles (one solo) defensively as the Bolts held Washington to 17 points scored and just 133 yards passing... Partnered with OLB Kyler Fackrell for a tackle on punt coverage in the first quarter...**vs. Dallas (Sept. 19):** Totaled a then-season-best four tackles (two solo) on a season-high 52 defensive snaps...**at Kansas City (Sept. 26):** Amassed a career-high six solo tackles in the road winning effort, along with a special teams tackle...Secured his first career interception, picking off QB Patrick Mahomes in the fourth quarter, giving the ball back to the Chargers offense prior to the eventual game-winning drive...Helped anchor a defensive unit that held Chiefs QB Patrick Mahomes to 5.9 yards per attempt, the third-lowest output of his career, as the unit forced four Chiefs turnovers, the most takeaways by the Bolts in a single game since 2018 (Week 17)...**vs. Las Vegas (Oct. 4):** In his second career start, secured one tackle in pass coverage and one special teams stop on kickoff to commence the second half...Saw action on 21 special teams snaps, the second-most by a Charger in the home divisional win over the Raiders...**vs. Cleveland (Oct. 10):** Notched one solo tackle defensively in the win over Cleveland, while continuing to serve as a stalwart on special teams...Partnered with DL Jerry Tillery to corral RB Kareem Hunt after a seven-yard gain off of

Date	Opp.	Res.	Games		Tackles					Interceptions				Fumbles				
			P/S	Tot	So	As	Sk	Yd	TFL	No.	Yd	Lg	TD	PD	FF	FR		
09/12	at Was	W	1/0	2	1	1	0	0	0	0	0	0	0	0	0	0	0	
09/19	Dal	L	1/0	4	2	2	0	0	0	0	0	0	0	0	0	0	0	
09/26	at KC	W	1/0	6	6	0	0	0	0	0	1	0	0	0	1	0	0	
10/04	LV	W	1/1	1	1	0	0	0	0	0	0	0	0	0	0	0	0	
10/10	Cle	W	1/0	1	1	0	0	0	0	0	0	0	0	0	0	0	0	
10/17	at Bal	L	1/0	2	1	1	0	0	0	0	0	0	0	0	0	0	0	
10/31	NE	L	1/0	2	2	0	0	0	0	0	0	0	0	0	0	0	0	
11/7	at Phi	W	0/0	— Inactive —														
11/14	Min	L	1/1	6	2	4	0	0	0	0	0	0	0	0	0	0	0	
11/21	Pit	W	0/0	— Inactive —														
11/28	at Den	L	0/0	— Inactive —														
12/05	at Cin	W	0/0	— Inactive —														
12/12	NYG	W	0/0	— Inactive —														
12/16	KC	L (OT)	0/0	— Inactive —														
12/26	at Hou	L	1/1	6	6	0	0	0	0	0	0	0	0	0	0	0	0	
01/02	Den	W	1/0	1	1	0	0	0	0	0	0	0	0	0	0	0	0	
01/09	at LV	L (OT)	1/0	5	3	2	0	0	0	0	0	0	0	0	0	0	0	
'21 TOTALS				9-8	11/3	36	26	10	0.0	0	0	1	0	0	0	1	0	0

the right end...**at Baltimore (Oct. 17):** Finished the game with two tackles (one solo) including a scramble Ravens QB Lamar Jackson...**vs. New England (Oct. 31):** Totaled two solo tackles in pass defense...Saw action on a team-best 26 special teams plays... **at Philadelphia (Nov. 7):** Inactive (ankle)...**vs. Minnesota (Nov. 14):** Started at S, matched a career-high with six tackles (two solo)... **vs. Pittsburgh (Nov. 21):** Inactive (quadricep)...**at Houston (Dec. 26):** Returned from injury at started at S, totaling six solo stops in pass coverage, supporting the back end of the defensive unit... **vs. Denver (Jan. 2):** Secured one tackle in pass coverage near the end of the first half while supplying 16 special teams snaps contributed.

ALOHI GILMAN NFL STATISTICS

Year	Team	GP	GS	— Tackles —				Yds	TFL	— Interceptions —				— Fumbles —			ST Tackles	
				Total	Solo	Asst	Sacks			No.	Yds	Lg	TD	PD	FF	FR		Yds
2020	Los Angeles Chargers	15	1	3	1	2	0.0	0	0	0	0	0	0	0	0	0	0	4
2021	Los Angeles Chargers	11	3	36	26	10	0.0	0	0	1	0	0	1	0	0	0	0	6
NFL Totals		26	4	37	27	12	0.0	0	0	1	0	0	1	0	0	0	0	10



JALEN GUYTON ⚡ 15

WIDE RECEIVER | NORTH TEXAS

6-1 | 212 lbs | ALLEN, TEXAS

FREE AGENT — 2019

EXPERIENCE: 2ND NFL SEASON

3RD YEAR WITH CHARGERS

2021: Posted a career-best 31 receptions for 448 yards (14.5 avg.) and three touchdowns...Secured a touchdown catch in three-straight games from Weeks 13 through 15, matching the then-longest active streak in the NFL...Found the line-to-gain or end zone on 21 of 31 catches...Added seven rushes for 34 yards (4.0 avg.), along with two kickoff returns for 32 yards (16.0 avg.) with a long return of 22 yards...Since the start of the 2020 season, has three receiving touchdowns of 50-plus yards, which ties for the third-most in the NFL...Helped QB Justin Herbert set NFL records for most passing touchdowns (69) and total touchdowns (77) by any player in their first two seasons in pro football history...**at Washington (Sept. 12):** Starting at WR, totaled three receptions for 49 yards (16.3 avg.) with a long catch of 22 yards...Of his three receptions, two went for first downs as the Bolts secured 20 passing first downs on the afternoon...**vs. Dallas (Sept. 19):** Tallied two catches for 13 yards (6.5 avg.) with a long reception of nine yards...On second-and-seven in the fourth quarter, took an end-around nine yards for a first down, giving the Bolts offense a fresh set of downs...Helped Justin Herbert record 338 yards passing, his 10th career 300-yard performance, which tied the NFL record for most outings of the like through a player's first two seasons...**at Kansas City (Sept. 26):** Logged one rush on an end-around for a gain of three yards on first-and-10 to close out the first quarter, setting up the first score of the game three plays later...**vs. Las Vegas (Oct. 4):** Served as a threat in the run game, logging two totes for 20 yards (10.0 avg.) with a long rush of 21 yards...Late in the first quarter, took a handoff around the left end for a gain of 21 yards...Also hauled in one catch for nine yards...**vs. Cleveland (Oct. 10):** Registered two catches for 35 yards (17.5 avg.) with a long of 21 yards...On third-and-five early in the fourth quarter, hauled in a 14-yard grab to grant the Bolts a fresh set of downs, scoring a touchdown on the following play...Each of his two grabs went for first downs for the Chargers offense...Helped Justin Herbert register his 11th career 300-yard outing with his career-high 398 passing yards, marking the most games of the like by any QB in their first two seasons in NFL history...**at Baltimore (Oct. 17):** Totaled one catch for 15 yards (15.0 avg.) on third-and-seven in the fourth quarter...Helped Justin Herbert become the second-fastest QB to reach 6,000 career passing yards (21 games) in NFL history...Added two kickoff returns for 32 yards (16.0 avg.) with a long return of 22 yards...**vs. New England (Oct. 31):** Hauled in an 18-yard catch on third-and-18 on the final offensive possession, helping lead to a Chargers touchdown to cap the drive...**at Philadelphia (Nov. 7):** On third-and-seven on the offense's opening drive, hauled in a 19-yard completion...Finished the game with one catch for 19 yards (19.0 avg.)...Helped Justin Herbert complete a career-best 84.2 percent of his attempts...**vs. Minnesota (Nov. 14):** Recorded one target...**vs. Pittsburgh (Nov. 21):** Toward the end of the first half, hauled in a short pass to the left, turning up and collecting yardage after the catch to log an 18-yard reception... Finished the game with one catch for 18 yards (18.0 avg.) and

2021, LOS ANGELES CHARGERS

Date	Opp.	Res.	Games		Receiving				Rushing				Scrim			
			P/S	No.	Yds	Avg.	Lg	TD	Att	Yds	Avg.	Lg	TD	Yds		
09/12	at Was	W	1/1	3	49	16.3	22	0	0	0	—	—	0	49		
09/19	Dal	L	1/0	2	13	6.5	9	0	1	9	9.0	9	0	22		
09/26	at KC	W	1/0	0	0	—	—	0	1	3	3.0	3	0	3		
10/04	LV	W	1/1	1	9	9.0	9	0	2	20	10.0	21	0	29		
10/10	Cle	W	1/0	2	35	17.5	21	0	0	0	—	—	0	35		
10/17	at Bal	L	1/0	1	15	15.0	15	0	0	0	—	—	0	15		
10/31	NE	L	1/0	1	18	18.0	18	0	0	0	—	—	0	18		
11/07	at Phi	W	1/0	1	19	19.0	19	0	0	0	—	—	0	19		
11/14	Min	L	1/0	0	0	0.0	0	0	0	0	—	—	0	0		
11/21	Pit	W	1/0	1	18	18.0	18	0	1	2	2.0	2	0	20		
11/28	at Den	L	1/0	2	23	11.5	15	0	1	2	2.0	2	0	23		
12/05	at Cin	W	1/0	4	90	22.5	44t	1	1	-1	-1.0	-1	0	89		
12/12	NYG	W	1/0	3	87	29.0	59t	1	0	0	—	—	0	87		
12/16	KC	L (OT)	1/0	2	10	5.0	6	1	0	0	—	—	0	10		
12/26	at Hou	L	0/0	—	—	—	—	—	—	—	—	—	—	—		
01/02	Den	W	1/0	2	10	5.0	5	0	1	1	1.0	1	0	11		
01/09	at LV	L (OT)	1/0	6	52	8.7	17	0	0	0	—	—	0	0		
'21 TOTALS				9-8	6/2	31	448	14.5	59t	3	7	34	4.9	21	0	430

RETURN STATISTICS																
Date	Opp.	Res.	Games Played	Kickoff Returns				Punt Returns				Ret. Yds				
				No.	Yds	Avg.	Lg	TD	Att	Yds	Avg.		Lg	TD		
09/12	at Was	W	1	0	0	—	—	0	0	0	—	—	0	0		
09/19	Dal	L	1	0	0	—	—	0	0	0	—	—	0	0		
09/26	at KC	W	1	0	0	—	—	0	0	0	—	—	0	0		
10/04	LV	W	1	0	0	—	—	0	0	0	—	—	0	0		
10/10	Cle	W	1	0	0	—	—	0	0	0	—	—	0	0		
10/17	at Bal	L	1	2	32	16.0	22	0	0	0	—	—	0	32		
10/31	NE	L	1	0	0	—	—	0	0	0	—	—	0	0		
11/07	at Phi	W	1	0	0	—	—	0	0	0	—	—	0	0		
11/14	Min	L	1	0	0	—	—	0	0	0	—	—	0	0		
11/21	Pit	W	1	0	0	—	—	0	0	0	—	—	0	0		
11/28	at Den	L	1	0	0	—	—	0	0	0	—	—	0	0		
12/05	at Cin	W	1	0	0	—	—	0	0	0	—	—	0	0		
12/12	NYG	W	1	0	0	—	—	0	0	0	—	—	0	0		
12/16	KC	L (OT)	1	0	0	—	—	0	0	0	—	—	0	0		
12/26	at Hou	L	0	—	—	—	—	—	—	—	—	—	—	—		
01/02	Den	W	1	0	0	—	—	0	0	0	—	—	0	0		
01/09	at LV	L (OT)	1	0	0	—	—	0	0	0	—	—	0	0		
'21 TOTALS				9-8	15	2	32	16.0	22	0	0	0	—	—	0	32

one rush for two yards (2.0 avg.) on an end-around...**at Denver (Nov. 28):** On fourth-and-four in the fourth quarter, brought in a cross-field pass from Justin Herbert, crossed the line-to-gain and scampered for an additional 11 yards to give the Chargers offense a first down and red zone appearance...Finished the game with two catches for 23 yards (11.5 avg.)...**at Cincinnati (Dec. 5):** Posted a season-high 90 yards on four receptions (22.5 avg.), including a season-long 44-yard touchdown...**vs. N.Y. Giants (Dec. 12):** Hauled in three catches for 87 yards (29.0 avg.), including a season-long 59-yard touchdown...All three grabs either went for a score or a first down. ...**vs. Kansas City (Dec. 16):** Secured two catches for 10 yards (5.0 avg.), including a four-yard touchdown pass near the end of the first half...Found the endzone through the air for the third-straight week, marking the longest active streak by any player in the NFL...**vs. Denver (Jan. 2):** Secured two catches for 10 yards (2.5 avg.), including a third-down conversion in the third quarter, leading to a Chargers field goal...Added one yard rushing on an end-around near the end of the first quarter...**at Las Vegas (Jan. 9):** Capped the season with a career-best six receptions for 52 yards (8.7 avg.) with a long grab of 17 yards...Four of six catches registered as first downs.

JALEN GUYTON NFL STATISTICS

Year	Team	GP	GS	No.	— Receiving —				Att	— Rushing —				— Scrimmage — Yards
					Yds	Avg.	Lg	TD		Yds	Avg.	Lg	TD	
2019	Los Angeles Chargers	3	0	0	0	—	—	0	0	0	—	—	0	0
2020	Los Angeles Chargers	16	9	28	511	18.3	72t	3	2	0	0.0	4	0	511
2021	Los Angeles Chargers	16	2	31	448	14.5	59t	3	7	34	4.9	21	0	482
NFL Totals		35	11	59	959	16.3	72t	6	9	34	3.8	21	0	993



KEMON HALL ⚡ 37

CORNERBACK | NORTH TEXAS

5-11 | 190 lbs | CALHOUN CITY, MISS.

DRAFT 2 — 2019

EXPERIENCE: 1ST NFL SEASON

2ND YEAR WITH CHARGERS

2021: Finished the season with 16 appearances, totaling one solo tackle defensively, along with six tackles and one fumble recovery on special teams...**at Washington (Sept. 12):** Saw action on 14 special teams snaps, helping the Bolts start the season with a Week 1 road victory...**vs. Dallas (Sept. 19):** On third-and-15, stopped Cowboys TE Blake Jarwin short of the line-to-gain to force Dallas into a fourth-down scenario, one that the Cowboys would not convert on the ensuing play from scrimmage...**at Kansas City (Sept. 26):** Saw action on five defensive snaps while adding support in the kicking game...**vs. Las Vegas (Oct. 4):** Secured a career-best two stops on special teams, one on punt coverage and the other on kickoff coverage...**vs. Cleveland (Oct. 10):** Secured a season-high two special teams tackles, gathering bot stops on kickoff coverage...**at Baltimore (Oct. 17):** Contributed in the kicking game...**vs. New England (Oct. 31):** Saw action on 19 special teams plays...**at Philadelphia (Nov. 7):** Paced the team with 18 special teams snaps contributed...**vs. Minnesota (Nov. 14):** Led the team with 24 special teams snaps played...**vs. Pittsburgh (Nov. 21):** Continued to contribute on special teams...**at Denver (Nov. 28):** Saw action on a team-high 18 special teams snaps...**at Cincinnati (Dec. 5):** Played a team-high 24 snaps on special teams, adding a tackle on punt coverage...**vs. N.Y. Giants (Dec. 12):** Continued to contribute on special teams...Saw additional action on defense, logging a quarterback hit on QB Mike Glennon...**vs. Kansas City (Dec. 16):** Paced the special teams units with a team-high 18 snaps played...**vs. Denver (Jan. 2):** Recovered a muffed punt return in the second quarter, leading to a Chargers touchdown prior the end of the first half...**at Las Vegas (Jan. 9):** Saw action on 27 special teams snaps.

2021, LOS ANGELES CHARGERS

Date	Opp.	Res.	Games P/S	Tackles					Interceptions					Fumbles				
				Tot	So	As	Sk	Yd	TFL	No.	Yd	Lg	TD	PD	FF	FR		
09/12	at Was	W	1/0	0	0	0	0.0	0	0	0	0	0	0	0	0	0	0	
09/19	Dal	L	1/0	1	1	0	0.0	0	0	0	0	0	0	0	0	0	0	
09/26	at KC	W	1/0	0	0	0	0.0	0	0	0	0	0	0	0	0	0	0	
10/04	LV	W	1/0	0	0	0	0.0	0	0	0	0	0	0	0	0	0	0	
10/10	Cle	W	1/0	0	0	0	0.0	0	0	0	0	0	0	0	0	0	0	
10/17	at Bal	L	1/0	0	0	0	0.0	0	0	0	0	0	0	0	0	0	0	
10/31	NE	L	1/0	0	0	0	0.0	0	0	0	0	0	0	0	0	0	0	
11/07	at Phi	W	1/0	0	0	0	0.0	0	0	0	0	0	0	0	0	0	0	
11/14	Min	L	1/0	0	0	0	0.0	0	0	0	0	0	0	0	0	0	0	
11/21	Pit	W	1/0	0	0	0	0.0	0	0	0	0	0	0	0	0	0	0	
11/28	at Den	L	1/0	0	0	0	0.0	0	0	0	0	0	0	0	0	0	0	
12/05	at Cin	W	1/0	0	0	0	0.0	0	0	0	0	0	0	0	0	0	0	
12/12	NYG	W	1/0	0	0	0	0.0	0	0	0	0	0	0	0	0	0	0	
12/16	KC	L (OT)	1/0	0	0	0	0.0	0	0	0	0	0	0	0	0	0	0	
12/26	at Hou	L	0/0	— Reserve/COVID-19 —														
01/02	Den	W	1/0	0	0	0	0.0	0	0	0	0	0	0	0	0	0	0	
01/09	at LV	L (OT)	1/0	0	0	0	0.0	0	0	0	0	0	0	0	0	0	0	
'21 TOTALS				9-8	16/0	1	1	0	0.0	0	0	0	0	0	0	0	0	0

KEMON HALL NFL STATISTICS

Year	Team	GP	GS	— Tackles —				Yds	TFL	— Interceptions —					— Fumbles —			ST Tackles		
				Total	Solo	Asst	Sacks			No.	Yds	Lg	TD	PD	FF	FR	Yds			
2021	Los Angeles Chargers	16	0	1	1	0	0.0	0	0	0	0	—	0	0	0	0	0	0	0	7
NFL Totals		16	0	1	1	0	0.0	0	0	0	0	—	0	0	0	0	0	0	0	7



CHRIS HARRIS JR. ⚡ 25

CORNERBACK | KANSAS

5-10 | 199 lbs | BIXBY, OKLA.

UFA (DEN) — 2020

EXPERIENCE: 11TH NFL SEASON

2ND YEAR WITH CHARGERS

2021: Started 11 of 14 outings at CB, totaling 37 tackles (30 solo), one interception and six passes defended...**at Washington (Sept. 12):** Started at CB, playing 54 of 55 possible defensive snaps, helping the defensive unit hold Washington to just 17 points scored and just 133 yards passing...**vs. Dallas (Sept. 19):** Inactive (shoulder)...**vs. Cleveland (Oct. 10):** In his first game back from injury, saw action on 34 defensive snaps, securing a solo stop in pass defense on Cleveland's final offensive possession, helping secure the Chargers victory...**at Baltimore (Oct. 17):** Finished the game with five tackles (three solo)...**vs. New England (Oct. 31):** Registered six solo stops, seeing action in the slot early, before helping at outside cornerback as the game progressed...**at Philadelphia (Nov. 7):** Notched three solo tackles...**vs. Minnesota (Nov. 14):** On third-and-eight on the game's opening drive, prevented a completion to WR Justin Jefferson to log a pass defended, forcing a Vikings punt...**vs. Pittsburgh (Nov. 21):** Totaled four tackles (three solo) in pass support...**at Denver (Nov. 28):** On the final play of the first half, brought down WR Jerry Jeudy to secure his lone tackle of the game...**at Cincinnati (Dec. 5):** Picked off QB Joe Burrow in the fourth quarter to secure his first interception of the season, halting a Bengals redzone drive... Added four solo stops...**vs. N.Y. Giants (Dec. 12):** Totaled two solo stops and a season-high three passes defended...**vs. Kansas City (Dec. 16):** Logged five solo stops, three of which occurred in the

Date	Opp.	Res.	Games		Tackles						Interceptions					Fumbles		
			P/S	Tot	So	As	Sk	Yd	TFL	No.	Yd	Lg	TD	PD	FF	FR		
09/12	at Was	W	1/1	0	0	0	0.0	0	0	0	0	0	0	0	0	0	0	0
09/19	Dal	L	0/0	— Inactive —														
09/26	at KC	W	0/0	— Inactive —														
10/04	LV	W	0/0	— Inactive —														
10/10	Cle	W	1/0	1	1	0	0.0	0	0	0	0	0	—	0	0	0	0	0
10/17	at Bal	L	1/1	5	3	2	0.0	0	0	0	0	0	—	0	0	0	0	0
10/31	NE	L	1/1	6	6	0	0.0	0	0	0	0	0	—	0	0	0	0	0
11/07	at Phi	W	1/1	3	3	0	0.0	0	0	0	0	0	—	0	0	0	0	0
11/14	Min	L	1/1	2	2	0	0.0	0	0	0	0	0	—	0	1	0	0	0
11/21	Pit	W	1/0	4	3	1	0.0	0	0	0	0	0	—	0	0	0	0	0
11/28	at Den	L	1/1	1	1	0	0.0	0	0	0	0	0	—	0	0	0	0	0
12/05	at Cin	W	1/1	4	4	0	0.0	0	0	0	1	0	—	0	0	1	0	0
12/12	NYG	W	1/1	2	2	0	0.0	0	0	0	0	—	0	3	0	0	0	0
12/16	KC	L (OT)	1/1	5	5	0	0.0	0	0	0	0	—	0	0	0	0	0	0
12/26	at Hou	L	1/0	0	0	0	0.0	0	0	0	0	—	0	1	0	0	0	0
01/02	Den	W	1/1	2	0	2	0.0	0	0	0	0	—	0	0	0	0	0	0
01/09	at LV	L (OT)	1/1	2	0	2	0.0	0	0	0	0	—	0	0	0	0	0	0
'21 TOTALS				9-8	14/11	37	30	7	0.0	0	0	1	0	0	0	6	0	0

opening quarter...**at Houston (Dec. 26):** In the second quarter, deflected a deep pass intended for WR Phillip Dorsett to register his sixth pass defended of the season...**vs. Denver (Jan. 2):** Started at CB and contributed two defensive stops...**at Las Vegas (Jan. 9):** Capped the year with two tackles in the season finale.

CHRIS HARRIS JR. NFL STATISTICS

Year	Team	GP	GS	— Tackles —					— Interceptions —					— Fumbles —					
				Total	Solo	Asst	Sacks	Yds	TFL	No.	Yds	Lg	TD	PD	FF	FR	Yds	ST Tackles	
2011	Denver	16	4	29	26	3	1.0	0	1	1	15	15	0	6	0	1	0	0	6
2012	Denver	15	12	29	26	3	2.5	17.5	4	3	144	98t	2	9	0	1	0	0	0
2013	Denver	16	15	29	26	3	0.0	0	5	3	1	1	0	14	0	0	0	0	0
2014	Denver	16	16	44	32	12	1.0	2	5	3	52	38	0	17	1	1	0	0	0
2015	Denver	16	16	64	54	10	0.0	0	4	2	94	74t	1	6	2	0	0	0	0
2016	Denver	16	15	48	41	7	0.0	0	1	2	36	36	0	11	1	1	6	0	0
2017	Denver	16	15	93	66	30	0.0	0	1	2	36	23	0	7	1	0	0	0	0
2018	Denver	12	12	75	52	23	1.0	9	1	3	68	153t	1	10	0	0	0	0	0
2019	Denver	16	16	42	33	9	0.0	0	1	1	11	11	0	6	1	0	0	0	0
2020	Los Angeles Chargers	9	9	37	25	12	0.5	0.5	1	1	51	51	0	2	0	0	0	0	0
2021	Los Angeles Chargers	14	11	37	30	7	0.0	0	0	1	0	0	0	6	0	0	0	0	0
NFL Totals		162	141	586	493	93	5.0	29	24	22	508	98t	4	94	6	4	6	6	6

Year	Team	GP	GS	— Tackles —					— Interceptions —					— Fumbles —					
				Total	Solo	Asst	Sacks	Yds	TFL	No.	Yds	Lg	TD	PD	FF	FR	Yds	ST Tackles	
2011	Denver	2	1	13	7	6	0.0	0	0	0	0	—	0	0	0	0	0	0	0
2012	Denver	1	1	3	3	0	0.0	0	0	0	0	—	0	4	0	0	0	0	0
2013	Denver	1	1	2	2	0	0.0	0	0	0	0	—	0	1	0	0	0	0	0
2014	Denver	1	1	3	3	0	0.0	0	0	0	0	—	0	1	0	0	0	0	0
2015	Denver	3	3	15	13	2	1.0	4	1	0	0	—	0	2	0	0	0	0	0
Postseason Totals		8	7	36	28	8	1.0	4	1	0	0	—	0	8	0	0	0	0	0



DAVONTAE HARRIS ⚡ 28

CORNERBACK | ILLINOIS STATE

5-11 | 200 lbs | WICHITA, KAN.

PS (S.F.) — 2021

EXPERIENCE: 4TH NFL SEASON

1ST YEAR WITH CHARGERS

2021: Signed with the Chargers prior to the Week 13 win at Cincinnati, appearing in six games (one start) for the club...Totaled six tackles (five solo) defensively, adding three tackles on special teams coverage...**at Cincinnati (Dec. 5):** In his first game with the Bolts, contributed significantly on special teams, as well as limited snaps defensively...**vs. N.Y. Giants (Dec. 12):** Continued to contribute on special teams, seeing limited action defensively...**vs. Kansas City (Dec. 16):** Secured one solo stop defensively in pass coverage of WR Tyreek Hill...Notched his first special teams tackle, securing a stop on kickoff coverage...**at Houston (Dec. 26):** Started at CB, his first start as a member of the Bolts, and totaled five tackles (four solo) in pass coverage...**vs. Denver (Jan. 2):** Inactive (healthy scratch)...at Las Vegas (Jan. 9): Provided aid on special teams coverage units.

Date	Opp.	Res.	Games		Tackles						Interceptions					Fumbles					
			P/S	Tot	So	As	Sk	Yd	TFL	No.	Yd	Lg	TD	PD	FF	FR					
09/12	at Was	W	0/0	—	Not on Roster	—	—	—	—	—	—	—	—	—	—	—	—	—	—	—	
09/19	Dal	L	0/0	—	Not on Roster	—	—	—	—	—	—	—	—	—	—	—	—	—	—	—	
09/26	at KC	W	0/0	—	Not on Roster	—	—	—	—	—	—	—	—	—	—	—	—	—	—	—	
10/04	LV	W	0/0	—	Not on Roster	—	—	—	—	—	—	—	—	—	—	—	—	—	—	—	
10/10	Cle	W	0/0	—	Not on Roster	—	—	—	—	—	—	—	—	—	—	—	—	—	—	—	
10/17	at Bal	L	0/0	—	Not on Roster	—	—	—	—	—	—	—	—	—	—	—	—	—	—	—	
10/31	NE	L	0/0	—	Not on Roster	—	—	—	—	—	—	—	—	—	—	—	—	—	—	—	
11/07	at Phi	W	0/0	—	Not on Roster	—	—	—	—	—	—	—	—	—	—	—	—	—	—	—	
11/14	Min	L	0/0	—	Not on Roster	—	—	—	—	—	—	—	—	—	—	—	—	—	—	—	
11/21	Pit	W	0/0	—	Not on Roster	—	—	—	—	—	—	—	—	—	—	—	—	—	—	—	
11/28	at Den	L	0/0	—	Not on Roster	—	—	—	—	—	—	—	—	—	—	—	—	—	—	—	
12/05	at Cin	W	1/0	0	0	0	0.0	0	0	0	0	0	0	0	0	0	—	0	0	0	0
12/12	NYG	W	1/0	0	0	0	0.0	0	0	0	0	0	0	0	0	0	—	0	0	0	0
12/16	KC	L (OT)	1/0	1	1	0	0.0	0	0	0	0	0	0	0	0	0	—	0	0	0	0
12/26	at Hou	L	1/1	5	4	1	0.0	0	0	0	0	0	0	0	0	0	—	0	0	0	0
01/02	Den	W	0/0	—	Inactive	—	—	—	—	—	—	—	—	—	—	—	—	—	—	—	—
01/09	at LV	L (OT)	1/0	0	0	0	0.0	0	0	0	0	0	0	0	0	0	—	0	0	0	0
'21 TOTALS			9-8	6/1	6	5	1	0.0	0	0	0	0	0	0	0	0	—	0	0	0	0

DAVONTAE HARRIS JR. NFL STATISTICS

Year	Team	GP	GS	— Tackles —					— Interceptions —					— Fumbles —			ST Tackles				
				Total	Solo	Asst	Sacks	Yds	TFL	No.	Yds	Lg	TD	PD	FF	FR		Yds			
2018	Cincinnati	3	0	0	0	0	0.0	0	0	0	0	0	0	0	0	0	0	0	0	0	1
2019	Denver	16	6	32	27	5	0.0	0	0	0	0	0	0	0	0	0	0	0	0	0	3
2020	Denver	7	1	3	3	0	0.0	0	0	0	0	0	3	0	0	0	0	0	0	0	1
	Baltimore	4	1	8	7	1	0.0	0	0	0	0	0	1	1	0	0	0	0	0	0	2
2021	San Francisco	1	0	0	0	0	0.0	0	0	0	0	0	0	0	0	0	0	0	0	0	0
	Los Angeles Chargers	6	1	5	4	1	0.0	0	0	0	0	0	0	0	0	0	0	0	0	0	3
NFL Totals		36	9	49	42	7	0.0	0	0	0	0	0	4	1	0	0	0	0	0	0	10



JUSTIN HERBERT ⚡ 10

QUARTERBACK | OREGON

6-6 | 236 lbs | EUGENE, ORE.

DRAFT 1a — 2020

EXPERIENCE: 2ND NFL SEASON

2ND YEAR WITH CHARGERS

2021: Selected to his first Pro Bowl as the top-voted QB in the AFC...In 17 starts, set single-season team records for completions (443), attempts (672), passing yards (5,014) and passing TDs (38)...Completed 65.9 percent of his passes and had 14 INTs for a 97.7 passer rating...Added 63 rushing attempts for 302 yards (4.8 avg.) and three TDs, with the 302 yards setting a single-season franchise record among QBs...Became the first player in NFL history to throw for 30 TDs in each of his first two seasons... Became the sixth player in history to throw for 35 TDs in a single season before turning 24 years old...Threw for over 300 yards in a league-leading nine games, setting a team single-season record... Led the Chargers to a fourth-quarter comeback victory five times...Orchestrated two of the comeback wins in September, becoming the third-youngest QB to have multiple come-from-behind victories in the opening month of the season since the 1970 NFL-AFL Merger (23 years, 200 days)...Became the first player in NFL history to record a game with at least 350 passing yards and 90 rushing yards, doing so in the Sunday Night Football win over Pittsburgh...Led the NFL with 79 passing first downs on third down...Posted an 84.2 completion percentage in the Week 9 win at Philadelphia, the second-highest single-game completion percentage (min. 30 att.) by a player age 23 or younger (Dak Prescott, 88.9 pct. at 23 years, 143 days old), doing so at 23 years, 242 days old...**Awards:** Pro Bowl Selection (First)...Pro Bowl Offensive Most Valuable Player...AFC Offensive Player of the Week (Weeks 9, 13, 14)...FedEx Air NFL Player of the Week (Weeks 3, 5, 9, 11, 13)...Pro Football Journal Second-Team All-AFC (QB)...Nickelodeon Valuable Player (Week 13)...**at Washington (Sept. 12):** Led the team to a come-from-behind victory in the fourth quarter, his second-career fourth quarter or overtime comeback win...The come-from-behind win was the ninth by a Chargers QB in a season opener...Finished with 337 passing yards and a TD on 31-of-47 passing (66.0 pct.) with an INT (85.2 rating)...The performance marked his ninth career 300-yard game...Converted 12 third downs through the air, good for the most passing first downs in a single game on third down since Colts QB Andrew Luck in 2012...Completed his fourth pass to WR Mike Williams on an 11-yard curl-route to the right to become the first player in NFL history to complete 400 passes within the first 16 starts of a career...The 337 yards brought him to 4,673 for his career, joining Chiefs QB Patrick Mahomes as the only players ever to top 4,500 yards through 16 career starts...Perfectly lofted a pass in the first half on third-and-three to WR Jalen Guyton over the coverage of CB Kendall Fuller for a 22-yard gain...Threw his three-yard TD in the fourth quarter to Williams on a perfectly placed back-shoulder throw to the left with CB Benjamin St-Juste in tight coverage...Led a clock-killing drive of 6:43, converting four third downs through the air...On the first conversion, found WR Keenan Allen for a 17-yard gain up the seam on third-and-16...Eclipsed 300 yards on the day by completing a 19-yard pass to WR KJ Hill Jr., on third-and-three...Sealed the game with a final third-down conversion of nine yards to Allen on a skinny-post before taking three snaps in

2021, LOS ANGELES CHARGERS

Date	Opp.	Res.	Games P/S	Passing										
				Att	Cmp	Pct.	Yards	TD	Int	Lg	Sk	Rating		
09/12	at Was	W	1/1	47	31	66.0	337	1	1	23	2	85.2		
09/19	Dal	L	1/1	41	31	75.6	338	1	2	42	2	87.2		
09/26	at KC	W	1/1	38	26	68.4	281	4	0	43	1	125.0		
10/04	LV	W	1/1	38	25	65.8	222	3	0	34	2	107.6		
10/10	Cle	W	1/1	43	26	60.5	398	4	0	72t	2	122.0		
10/17	at Bal	L	1/1	39	22	56.4	195	1	1	26	2	67.8		
10/31	NE	L	1/1	35	18	51.4	223	2	2	41	3	66.7		
11/07	at Phi	W	1/1	38	32	84.2	356	2	0	49	0	123.2		
11/14	Min	L	1/1	34	20	58.8	195	1	1	26	2	72.5		
11/21	Pit	W	1/1	41	30	73.2	382	3	1	53t	2	116.1		
11/28	at Den	L	1/1	44	28	63.6	303	2	2	34	3	80.0		
12/05	at Cin	W	1/1	35	26	74.3	317	3	1	47	4	118.4		
12/12	NYG	W	1/1	31	23	74.2	275	3	0	59t	2	133.1		
12/16	KC	L (OT)	1/1	38	22	57.9	236	2	1	29	0	82.8		
12/26	at Hou	L	1/1	35	27	77.1	336	1	2	27	1	92.1		
01/02	Den	W	1/1	31	22	71.0	237	2	0	45t	0	114.6		
01/09	at LV	L (OT)	1/1	64	34	53.1	383	3	1	47	3	80.4		
'21 TOTALS				9-8	17/17	672	443	65.9	5,014	38	15	72t	31	97.7

victory formation...**vs. Dallas (Sept. 19):** Recorded his second 300-yard game of the season and 10th of his career...The 10 performances of 300-plus yards tie Patrick Mahomes and Dan Marino for the most by any player in history through their first two seasons...Completed 31 passes on 41 pass attempts (75.6 pct.) for 338 yards and a TD with an INT (87.2 rating)...Set up the scoring pass by rolling right away from pressure in the second quarter to find Mike Williams in the soft spot of the zone for a 27-yard gain on third-and-13...On the next play, threw a quick pass to Williams spread out left, who took it through two attempted tackles for a 12-yard score...Threw three passes of 25-plus yards and tossed four passes on third downs to move the chains and keep drives alive...Eclipsed 5,000 career passing yards, joining Mahomes as the only players to do so through the first 17 starts of a career...Completed 17 of his first 18 passing attempts, including a stretch of 16 consecutive...On his first pass attempt, evaded pressure by rolling to the right and hitting Keenan Allen on a flag-route for 22 yards along the sideline...**at Kansas City (Sept. 26):** Named FedEx Air NFL Player of the Week in a fan vote...Completed 68.4 percent of his passes (26-of-38) for 281 yards and four TDs (125.0 rating), marking his second career game with four passing scores and his seventh with three or more...Led the team on a come-from-behind win in the fourth quarter, the third of his career and his second of the season...The two comeback wins in September made him the third-youngest (23 years, 200 days) to have multiple come-from-behind wins in a single September since the 1970 NFL-AFL Merger...The comeback win was capped by his fifth career game-winning drive...The performance was his fifth of three-plus TDs and no INTs, becoming the fifth player to do so in the Super Bowl era (since 1966) within the first two seasons of a career...On the first TD pass, pump-faked to get LB Nick Bolton out of the passing lane and then fire the four-yard score to Keenan Allen...After hitting Austin Ekeler for a 16-yard score later in the quarter, completed a two-point conversion to a wide open Mike Williams to take a 14-0 lead...Stepped up in the pocket away from pressure by DE Mike Danna to convert a fourth-and-four to Allen, keeping

a scoring drive alive...Two plays later, fired a 20-yard TD to Williams down the right sideline after the wideout beat CB Mike Hughes on a double-move...On the first play of the team's next possession, ran a play-action pass and rolled to his left before firing downfield to Williams, who turned the play into a 43-yard gain...Hit Williams in a one-on-one matchup later in the drive on a back-shoulder fade with less than a minute left for a four-yard, game-winning TD...**vs. Las Vegas (Oct. 4):** Threw for three TDs and 222 yards on 25-of-38 passing (65.8 pct.), registering a 107.6 passer rating...Threw two of his TD passes on third down, bringing him to an NFL-best 17 third-down TD passes since entering the NFL in 2020...The three-TD performance was the eighth of his career...Eclipsed 500 career completions, becoming the only player in the Super Bowl era (since 1966) to do so within the first 20 starts of a career...The three passing scores gave him seven over his first two starts on *Monday Night Football*, becoming one of just four players ever to do so...Found TE Donald Parham Jr., on a crossing-route in the back of the end zone for the first TD pass... On the second score, fired a 10-yard strike over the defense to TE Jared Cook on a seam-route from the right slot...Tossed the third TD of the day in the waning seconds of the first half, lofting a pass to Austin Ekeler in the right flat over the coverage of LB Denzel Perryman for the 14-yard score...**vs. Cleveland (Oct. 10):** Voted by fans as the FedEx Air NFL Player of the Week...Set a single-game career high with 398 yards and four TDs on 26-of-43 passing (60.5 pct.) to register a 122.0 passer rating...Added a rushing TD and 29 yards on four attempts (7.3 avg.)...Set the NFL record for 300-yard passing performances over the first two seasons of a career, registering his 11th...With his sixth career game of three-plus TDs and no INTs, set the record for the most by a player through the first two seasons of a career in the Super Bowl era (since 1966)...Tossed his 18th career TD pass on third down, good for the most since entering the NFL in 2020...On the second TD pass of the day, stood tall on third-and-10 despite pressure from DE Myles Garrett from his right to uncork a 72-yard bomb to Mike Williams...Ran in his TD in the second quarter by stepping up in the pocket away from Garrett and scrambling for the nine-yard score...Converted a third-and-five to Keenan Allen on a corner-route down the right sideline, escaping the pocket to the right before lofting the pass over CB Troy Hill for a 37-yard gain...Set up the game-winning drive deep in Browns territory by hitting Jared Cook in the left flat for a 29-yard catch-and-run just before the two-minute warning...**at Baltimore (Oct. 17):** Threw for 195 yards and a TD with an INT on 22-of-39 passing (56.4 pct.) for a 67.8 passer rating...Eclipsed 6,000 career passing yards, doing so in his 21st NFL game to be the second-fastest player in history to reach that mark...Rolled to the right away from pressure by DE Calais Campbell to find Mike Williams for a 26-yard gain in the second quarter, setting up the TD pass on the next play...On the scoring throw, placed the pass to Jared Cook perfectly in the back, right corner of the end zone away from the coverage of ILB Malik Harrison...**vs. New England (Oct. 31):** Threw for 223 yards and two TDs with a pair of INTs on 18-of-35 passing (51.4 pct.) for a 66.7 passer rating...Added nine rushing yards on two attempts (4.5 avg.)...Placed the ball to the inside of Keenan Allen on a five-yard TD pass in the second quarter, keeping the ball away from DB Adrian Phillips...Lofted his second TD of the day to WR Joshua Palmer over two defenders in the fourth quarter for the rookie's first career receiving score...**at Philadelphia (Nov. 7):** Named AFC Offensive Player of the Week for his performance...Also voted by fans as the FedEx Air NFL Player of the Week...Completed 32 passes of 38 attempts (84.2 pct.) for 356 yards and two TDs (98.9 rating)...At 23 years, 242 days old, recorded the second-highest single-game completion percentage (min. 30 att.) by a player age 23 or younger (Dak Prescott, 88.9 pct. at 23 years, 143 days old)... Added an eight-yard rushing TD...Posted two stretches of 11 or more consecutive completions...Led the team to a fourth-quarter comeback win, the fifth of his career...The performance marked his sixth of multiple passing TDs with a rushing score, tied for the most by a player through their first two seasons in NFL history...Eclipsed 600 career completions in the 23rd start of his career, faster than any player in league annals...Threw for over 300 yards

for the 12th time in his career...On the first TD, found TE Stephen Anderson in the right flat after running play-action for the two-yard score...Set up the team's second TD drive by rolling to his right and firing it deep to Mike Williams for a 49-yard gain with CB Darius Slay in coverage...Two plays later, found Donald Parham Jr., in the right flat, who broke a tackle of the defender before running into the end zone for an eight-yard TD...Ran in an eight-yard TD early in the fourth quarter, stepping up in the pocket and scrambling to the left and beating LB T.J. Edwards to the goal line for the score...**vs. Minnesota (Nov. 14):** Threw for 195 yards, a TD and an INT on 20-of-34 passing (58.8 pct.) for a 72.5 passer rating...Added 22 rushing yards on a pair of attempts (11.0 avg.)... The TD pass was No. 50 for his career...Became the fourth-fastest (24 games) and fourth-youngest (23 years, 249 days) to eclipse that mark in NFL history...On the TD pass, fit the ball perfectly to Austin Ekeler at the goal line between the coverage of LB Eric Kendricks and LB Nick Vigil...The score made Ekeler the youngest RB in the common draft era (since 1967) to reach 20 career TD catches (26 years, 181 days)...Stepped up in the pocket in the fourth quarter and perfectly lofted a pass over the coverage of Vigil and CB Mackensie Alexander to find Keenan Allen for a 26-yard gain...Kept the ball on an option play to run for a 17-yard gain in the second quarter...**vs. Pittsburgh (Nov. 21):** Voted by fans as the FedEx Air NFL Player of the Week...Led the team to a come-from-behind win in the fourth quarter, his fifth of the season...Threw for 382 yards and three TDs with an INT on 30-of-41 passing (73.2 pct.) for a 116.1 passer rating...Ran nine times for 90 yards (10.0 avg.), setting the team's single-game rushing yards record by a QB...Became the only player in NFL history to record a game with at least 350 passing yards and 90 rushing yards...Eclipsed 7,000 yards for his career in game No. 25, tying for the second-fastest in history...On his first TD pass, stepped up in the pocket away from pressure to hit Austin Ekeler on an angle-route for a 10-yard score...Set up that TD pass by scrambling earlier in the drive for 18 yards on a third-and-six before scrambling for an 18-yard gain again three plays later...Uncorked a pass in the third quarter to Keenan Allen for a 30-yard gain on third-and-13, placing the ball perfectly outside the reach of CB Cameron Sutton...Kept a third-quarter field goal drive alive by scrambling to the left away from pressure for a 13-yard gain on third-and-five...Scrambled on a third-and-five again in the fourth quarter for a 36-yard gain to set the offense up inside the 10-yard line after an unnecessary roughness penalty by DT Cameron Heyward after the play...Threw the game-winning TD to Mike Williams late in the fourth quarter along the left sideline for a 53-yard score...**at Denver (Nov. 28):** Completed 28 passes on 44 attempts (63.6 pct.) for 303 yards and two TDs with two INTs (80.0 rating)... Added 36 rushing yards on four attempts (9.0 avg.), giving him 243 rushing yards on the year to set a franchise single-season record among QBs...The game marked his 14th career performance of 300-plus passing yards...Eclipsed 7,500 career passing yards, doing so in 26 games for the second-fastest in history...Perfectly placed a ball over CB Kyle Fuller to Keenan Allen for a 24-yard gain on third-and-15 in the second quarter...Extended a TD drive late in the second quarter on third-and-seven by rolling to his right and finding Allen on a deep out-route for 18 yards...Threw his second TD of the day in the fourth quarter while rolling to his left, lofting the pass above three defenders for Jared Cook to come down with it in the back of the end zone for the 16-yard score...The TD pass to Cook had an 8.2 completion probability percentage, making it the most improbable completion in the NFL of the 2021 regular season...Dialed up a deep pass in the second quarter for Jalen Guyton for a 44-yard TD despite tight coverage from S Jessie Bates III, marking his third TD pass of the day...Ran a Philly Special on a two-point try following his third TD pass, hauling in a throw from Allen for a successful conversion...**at Cincinnati (Dec. 5):** Named AFC Offensive Player of the Week...Awarded the Nickelodeon Valuable Player for the week...Completed 26 passes on 35 attempts (74.3 pct.) for 317 yards and three TDs with an INT (118.4 rating)...Reached 700 career completions in his 27th game, the fastest to do so in NFL history...Extended his streak of games with 300-plus passing yards to three consecutive contests, giving

him 15 career 300-yard games...The performance marked his 11th with at least three passing TDs and his 18th with multiple TD passes, both good for the second-most through a player's first two seasons of a career...On the opening drive of the game, stepped up in the pocket to avoid pressure on third-and-nine and threw against the grain to hit Keenan Allen for a 10-yard gain...Two plays later, placed a pass perfectly over the coverage of CB Chidobe Awuzie on a fade-route to Mike Williams for a 41-yard gain to the Bengals four-yard line...On fourth down later in the drive, worked through his progressions before firing a bullet between three defenders to Allen for a four-yard TD...Later in the quarter, rolled to his right and fired deep to Williams on a go-route for a 47-yard gain...Four plays later, kept the ball on an option with Austin Ekeler before throwing to a wide-open Allen in the end zone for his second TD, this time a seven-yard score...**vs. N.Y. Giants (Dec. 12):** Named AFC Offensive Player of the Week... Completed 23 passes on 31 attempts (74.2 pct.) for 275 yards and three TDs (133.1 rating)...The performance gave him 734 career completions, the most by any player through the first two seasons of a career...Reached 30 TD passes on the season, making him the only player in NFL history with 30-plus passing TDs in each of their first two career seasons...At 23 years, 277 days old, became the second-youngest player to 60 career TD passes...It was his 12th game with three-plus passing TDs and 19th with multiple passing scores, both good for the second-most through two seasons in history...The performance was the eighth with three TDs and no INTs, the most ever by any player through their first two career seasons...Eclipsed 8,000 career passing yards in his 28th game, the fourth-fastest in NFL history...Threw his first TD of the day on a third-and-eight early in the second quarter, firing a pass to Joshua Palmer outside the numbers to the right that the rookie took upfield for the 12-yard score...With less than 30 seconds left in the first half, uncorked a deep pass on third-and-11 while being hit to Jalen Guyton for a 59-yard TD between two defenders...The TD pass traveled 63.8 yards in the air, the second-most air yards on a completion in the NFL this season...In the third quarter, rolled to his right and threw back across the field to Palmer just over the coverage of DB Logan Ryan for a 36-yard gain...**vs. Kansas City (Dec. 16):** Made his second career start on *Thursday Night Football*...Completed 22 passes on 38 attempts (57.9 pct.) for 236 yards and two TDs with an INT (82.8 rating)... Added five carries for 16 yards (3.2 avg.) and a TD...The performance marked the seventh of his career with multiple TD passes and a rushing score, the most in NFL history over the first two seasons of a career...Reached 71 total TDs (passing and rushing) for his career, passing Dan Marino for the most in a player's first two seasons in NFL history...The 236 passing yards gave him 8,394 for his career, good for the most by any player in NFL history through their first two pro seasons...Kept the team's first TD drive alive by standing tall in the pocket and finding Keenan Allen on third-and-two for a 15-yard gain despite taking a hit from S Juan Thornhill... Two plays later, scrambled from the shotgun for the one-yard TD run...Later in the quarter, through off his back foot due to pressure from DE/LB Melvin Ingram III and found Jalen Guyton for a four-yard TD...Rolled to his left in the fourth quarter and lofted a deep pass perfectly to Allen over the coverage of CB DeAndre Baker for a 29-yard gain...Zipped an eight-yard TD pass to Allen later in the

quarter between a pair of defenders...**at Houston (Dec. 26):** Made the 30th start of his career...Threw for 336 yards and a TD with two INTs on 27-of-35 passing (77.1 pct.) for a 92.1 passer rating...The performance marked his franchise record-tying eighth of the season with 300-plus passing yards...Through 30 career starts in NFL history, ranked first in completions (783), third in passing yards (8,730) and fourth in passing TDs (64)...On the final drive, stepped up in the pocket and placed a pass perfectly over the defense of LB Neville Hewitt to Stephen Anderson on a skinny-post to set the team up at the Houston three-yard line...Two plays later, worked through his progressions to find Joshua Palmer in the middle of the end zone for a three-yard score...**vs. Denver (Jan. 2):** Threw for 237 yards and two TDs on 22-of-31 passing (71.0 pct.) for a 114.6 passer rating...The second TD gave him 35 for the year, setting the team's single-season passing TDs record... Eclipsed 800 completions in his 31st game and at 23 years, 298 days old, making him the fastest and third-youngest player to do so in history...Completed a fourth-and-two pass despite being hit in the final minutes of the first half to Austin Ekeler in the left flat that went for 11 yards, keeping alive a TD drive...Kept the same drive alive on third-and-two three plays later by stepping up in the pocket and scrambling for the first down...Perfectly placed a ball in the fourth quarter deep down the left sideline into the arms of a diving Mike Williams for a 45-yard TD...**at Las Vegas (Jan. 9):** Completed 34-of-64 passes (53.1 pct.) for 383 yards and three TDs with an INT (80.4 rating)...The performance marked his franchise-record ninth of the season...Eclipsed 5,000 passing yards on the season, becoming the franchise's first-ever 5,000-yard passer...At 23 years, 305 days old, became the third-youngest player in history to throw for 5,000 yards in a single season, trailing only Dan Marino (23 years, 93 days) and Patrick Mahomes (23 years, 104 days)...Turned in a historic performance on fourth down, completing all six pass attempts for 106 yards and the game-tying TD with no time left in regulation to register a perfect 158.3 passer rating — making it the only known performance with six fourth-down passing first downs...Worked through his progressions on a fourth-and-21 in the fourth quarter to fire a 23-yard TD to Joshua Palmer between the coverage of Denzel Perryman and CB Brandon Facyson...Completed a two-point conversion attempt to Austin Ekeler in the front, left corner of the end zone to pull the team within seven points...Worked through his progressions and slid to his left to fire a low pass to Mike Williams as time expired to tie the game and send it to overtime... Fired a pass perfectly between defenders to Williams on a dig-route, leading the receiver on fourth-and-nine for him to register a catch-and-run of 47 yards...**vs. NFC (2022 Pro Bowl, Feb. 5):** Started at QB for the AFC, becoming the first Charger to do so in a Pro Bowl in over 30 years, earning Pro Bowl Offensive MVP for his performance...Finished with seven completions on 11 attempts (63.6 pct.) for 98 yards and two TDs and an INT (93.9 rating)... Fired his first TD of the day to Ravens TE Mark Andrews down the seam, just outside of the reach of Cardinals OLB Chandler Jones and Cowboys LB Micah Parsons for the 15-yard score...Stepped to his left in the second quarter, throwing off his back foot due to pressure from Washington DT Jonathan Allen, lofting the pass to the back corner of the end zone over Jones to Andrews for a seven-yard TD.

JUSTIN HERBERT NFL STATISTICS

Year	Team	GP	GS	— Passing —										— Rushing —					
				Att	Cmp	Pct.	Yards	Y/A	TD	Int	Lg	Sk	Lost	Rating	Att	Yds	Avg.	Lg	TD
2020	Los Angeles Chargers	15	15	595	396	66.6	4,336	7.3	31	10	72t	32	218	98.3	55	234	4.3	31	5
2021	Los Angeles Chargers	17	17	672	443	65.9	5,014	7.5	38	15	72t	31	214	97.7	63	302	4.8	36	3
NFL Totals		32	32	1,267	839	66.2	9,350	7.4	69	25	72t	63	432	97.9	118	536	4.5	36	8



KJ HILL JR. ⚡ 84

WIDE RECEIVER | OHIO STATE

6-0 | 196 lbs | LITTLE ROCK, ARK.

DRAFT 7 — 2020

EXPERIENCE: ROOKIE

2021: Appeared in each of the team's first six games...**at Washington (Sept. 12):** Opened the season with a career-high three catches for 30 yards (10.0 avg.) with a long of 19 yards, helping the offense post 20 points in a winning effort...Secured one first down receiving...Also contributed in the return game as the team's primary punt returner, securing one return for three yards (3.0 avg.)...**vs. Dallas (Sept. 19):** Provided assistance on offense and in the kicking game...**at Kansas City (Sept. 26):** Logged one punt return for a zero-yard gain...**vs. Las Vegas (Oct. 4):** Secured two punt returns for 20 yards (10.0 avg.) with a season-long return of 11 yards...**vs. Cleveland (Oct. 10):** Returned one punt for a season-high 12 yards...**at Baltimore (Oct. 17):** Logged three kickoff returns for 50 yards (16.7 avg.) with a long return of 18 yards.

2021, LOS ANGELES CHARGERS

OFFENSIVE STATISTICS															
Date	Opp.	Res.	Games		Receiving					Rushing				Scrim Yds	
			P/S	No.	Yds	Avg.	Lg	TD	Att	Yds	Avg.	Lg	TD		
09/12	at Was	W	1/0	3	30	10.0	19	0	0	0	—	—	0	30	
09/19	Dal	L	1/0	0	0	—	—	0	0	0	—	—	0	0	
09/26	at KC	W	1/0	0	0	—	—	0	0	0	—	—	0	0	
10/04	LV	W	1/0	0	0	—	—	0	0	0	—	—	0	0	
10/10	Cle	W	1/0	0	0	—	—	0	0	0	—	—	0	0	
10/17	at Bal	L	1/0	0	0	—	—	0	0	0	—	—	0	0	
10/31	NE	L	0/0	—	Practice squad	—	—	—	—	—	—	—	—	—	
11/07	at Phi	W	0/0	—	Practice squad	—	—	—	—	—	—	—	—	—	
11/14	Min	L	0/0	—	Practice squad	—	—	—	—	—	—	—	—	—	
11/21	Pit	W	0/0	—	Practice squad	—	—	—	—	—	—	—	—	—	
11/28	at Den	L	0/0	—	Practice squad	—	—	—	—	—	—	—	—	—	
12/05	at Cin	W	0/0	—	Practice squad	—	—	—	—	—	—	—	—	—	
12/12	NYG	W	0/0	—	Practice squad	—	—	—	—	—	—	—	—	—	
12/16	KC	L (OT)	0/0	—	Practice squad	—	—	—	—	—	—	—	—	—	
12/26	at Hou	L	0/0	—	Practice squad	—	—	—	—	—	—	—	—	—	
01/02	Den	W	0/0	—	Practice squad	—	—	—	—	—	—	—	—	—	
01/09	at LV	L (OT)	0/0	—	Practice squad	—	—	—	—	—	—	—	—	—	
'21 TOTALS			9-8	6/0	3	30	10.0	19	0	0	0	—	—	0	30

RETURN STATISTICS															
Date	Opp.	Res.	Games		Kickoff Returns				Punt Returns				Ret. Yds		
			Played	No.	Yds	Avg.	Lg	TD	Att	Yds	Avg.	Lg		TD	
09/12	at Was	W	1	0	0	—	—	0	1	3	3.0	3	0	3	
09/19	Dal	L	1	0	0	—	—	0	1	6	6.0	6	0	6	
09/26	at KC	W	1	0	0	—	—	0	0	0	0.0	0	0	0	
10/04	LV	W	1	0	0	—	—	0	2	20	10.0	11	0	20	
10/10	Cle	W	1	0	0	—	—	0	1	12	12.0	12	0	12	
10/17	at Bal	L	1	3	50	16.7	18	0	0	0	—	—	0	50	
10/31	NE	L	0/0	—	Practice squad	—	—	—	—	—	—	—	—	—	
11/7	at Phi	W	0/0	—	Practice squad	—	—	—	—	—	—	—	—	—	
11/14	Min	L	0/0	—	Practice squad	—	—	—	—	—	—	—	—	—	
11/21	Pit	W	0/0	—	Practice squad	—	—	—	—	—	—	—	—	—	
11/28	at Den	L	0/0	—	Practice squad	—	—	—	—	—	—	—	—	—	
12/05	at Cin	W	0/0	—	Practice squad	—	—	—	—	—	—	—	—	—	
12/12	NYG	W	0/0	—	Practice squad	—	—	—	—	—	—	—	—	—	
12/16	KC	L (OT)	0/0	—	Practice squad	—	—	—	—	—	—	—	—	—	
12/26	at Hou	L	0/0	—	Practice squad	—	—	—	—	—	—	—	—	—	
01/02	Den	W	0/0	—	Practice squad	—	—	—	—	—	—	—	—	—	
01/09	at LV	L (OT)	0/0	—	Practice squad	—	—	—	—	—	—	—	—	—	
'21 TOTALS			9-8	6	3	50	16.7	18	0	6	41	6.8	12	0	91

KJ HILL JR. NFL STATISTICS

Year	Team	GP	GS	— Receiving —					— Rushing —					— Scrimmage —
				No.	Yds	Avg.	Lg	TD	Att	Yds	Avg.	Lg	TD	Yards
2020	Los Angeles Chargers	15	0	7	73	10.4	25	0	0	0	—	—	0	73
2021	Los Angeles Chargers	6	0	3	30	10.0	19	0	0	0	—	—	0	30
NFL Totals		21	0	10	103	10.3	25	0	0	0	—	—	0	103

Year	Team	No.	— Kickoff Returns —				— Punt Returns —				— All-Purpose —		
			Yds	Avg.	Lg	TD	No.	FC	Yds	Avg.	Lg	TD	Yards
2020	Los Angeles Chargers	1	7	7.0	7	0	12	11	83	6.9	30	0	83
2021	Los Angeles Chargers	3	50	16.7	18	0	6	3	41	6.8	12	0	41
NFL Totals		4	57	14.3	18	0	18	14	124	6.9	30	0	124



DUSTIN HOPKINS ⚡ 6

KICKER | FLORIDA STATE

6-2 | 193 lbs | AUSTIN, TEXAS

FREE AGENT — 2021

EXPERIENCE: 8TH NFL SEASON

1ST YEAR WITH CHARGERS

2021: Since joining the Chargers prior to Week 7, has connected on 18-of-20 field goal attempts (90.0) to rank top-five in franchise history in single-season field goal percentage (min. 15 att.)...In 11 games with the Chargers, went a perfect 17-of-17 on tries inside of 50 yards and ranked third in the AFC with 84 points scored since Week 8...On 58 kickoffs, registered 42 touchbacks...In the Week 9 win at Philadelphia, connected on the game-winning 29-yard field goal with 0:05 remaining in regulation to give the Bolts the team's third road win of the season, registering his first game-winning field goal (OT or under 2:00 remaining in regulation) with the Chargers and fifth of his career...Prior to joining Los Angeles, appeared in six games with Washington, making 12-of-14 field goal tries (85.7 pct.) with a long made field goal of 50 yards and adding 10 successful PATs...**vs. New England (Oct. 31):** In his Chargers debut, connected on his lone field goal attempt, a successful 48-yard try in the third quarter, while also making all three PATs...**at Philadelphia (Nov. 7):** Drilled the go-ahead 29-yard field goal with 0:05 remaining in regulation to help the Bolts defeat the Eagles on the road...Added a 31-yard make in the third quarter to tie the game at 10 points apiece...Added one successful PAT...**vs. Minnesota (Nov. 14):** Made both field goal tries to remain perfect on field goal attempts since joining the Chargers...Added two made PATs...**vs. Pittsburgh (Nov. 21):** Made each of his two field goal tries, (30, 41 yards) and all five extra points...**at Denver (Nov. 28):** Missed his lone field goal attempt (52 yards, wide left), while successfully converting his PAT in the second quarter...**at Cincinnati (Dec. 5):** Made each of his two field goal tries (43, 43), along with three extra points in the road victory...**vs. N.Y. Giants (Dec. 12):** Totaled a team-high 13 points off of three made field goals (27, 28, 39 yards) and four successful extra points...Went three-for-three on field goal tries, his most amount of made field goals since joining the Bolts...**vs. Kansas City (Dec. 16):** Made all four PATs as all five kickoffs registered as touchbacks...**at Houston (Dec. 26):** Made all three field goal tries, including a 50-yarder to mark his longest since joining the Bolts...**vs. Denver (Jan. 2):** Made each of his two field goals (19, 23 yards), along with four PATs, to reach 17 made field goals on the season with the Bolts.

2020: Made 27-of-34 field goal tries (79.4 pct.) and 30-of-32 PATs to total 111 points, marking the second-most made field goals of his career...Became the franchise's all-time leader in made field goals of over 50 yards (13), while passing Curt Knight to rank third in club annals for career points scored (622)...Moved into third place on Washington's all-time made field goals list (151), while totaling 50 career outings with two or more made field goals, the third-most in team history...Named NFC Special Teams Player of the Week following Week 13 after connecting on three 40-plus-yard field goals, along with two PATs, in a road win over the then-undefeated Steelers...**Awards:** NFC Special Teams Player of the Week (Week 13)...**at Dallas (Nov. 26):** Tied a single-game career-high mark of five made extra points...Made both of his field goal attempts and registered touchbacks on all eight kickoffs...**at San Francisco (Dec. 13):** Made a season-long 51-yard field goal to become the franchise's sole leader in 50-plus-yard field goals...Added two extra points...**vs. Tampa Bay (NFC Wild Card, Jan. 9):** Made his long field goal attempt, connecting from 36 yards, adding two successful PATs.

2019: Converted 25-of-30 field goal attempts (83.3 pct.), along with 21-of-22 PATs, to accumulate 96 total points scored...**vs. Detroit (Nov. 24):** Made two field goals win less than two minutes remaining in regulation to ignite the come-from-behind win over the Lions...Finished the day with a season-high four made field goals, adding one PAT, for a season-best 13 points scored...**vs. Philadelphia (Dec. 15):** Supplied seven of Washington's 13 fourth-quarter points, including a season-long 53-yard field goal, in a comeback effort against the Eagles...Hit two field goals on consecutive possessions to give Washington a three-point lead with less than five minutes remaining in regulation...**at Dallas (Dec. 29):** Closed out the year going a perfect three-for-three in the season finale against the Cowboys.

2018: Made 26-of-29 field goal tries (89.7 pct.) and 25-of-26 PATs in 16 games...Led Washington with 103 total points scored, his then-third 100-point season...In a Week 6 win over Carolina, hit a career-long 56-yard field goal early in the fourth quarter, marking the third-longest made field goal in franchise history...Hit a 36-yard game-winning field goal in Week 15 at Jacksonville...**vs. Carolina (Oct. 14):** Went a perfect three-for-three on the day, drilling a career-long 56-yard field goal early in the fourth quarter, registering as the third-longest field goal in club annals...**at Tampa Bay (Nov. 11):** Matched a season-best with three made field goals, as all five kickoffs accounted as touchbacks...**at Jacksonville (Dec. 16):** Went a perfect three-for-three on field goal attempts, including the game-winning 36-yard field goal as time expired...**at Tennessee (Dec. 22):** Made three field goals for the second week in a row, going six-for-six over the two-game stretch...On the game's opening possession, connected from 50 yards out to give Washington the early lead, while securing his fourth made field goal of 50-plus yards on the season, which registered as the most by any kicker in a single season in franchise history.

2017: Appeared in each of Washington's first five games, before being placed on Reserve/Injured (hip), returning for the final three outings of the 2017 slate...Through eight games, went 14-of-17 (82.4 pct.) on field goal tries and successfully converted 18-of-19 PATs, totaling a team-high 60 points scored...In his eight games, Washington posted a 5-3 mark...Made 11-straight field goals, capping the streak with a 49-yard field goal in the season finale against the Giants...**at N.Y. Giants (Dec. 31):** Connected on a 49-yard field goal as time expired at the end of the first half to cap a streak of 11-consecutive made field goals.

2016: Went 34-of-42 on field goal attempts (81.0 pct.) to set the franchise record for most made field goals in a single season, as his 34 makes ranked fourth-most in the NFL...Totaled a career-high 138 points in 16 games, setting Washington's franchise record...Commenced the season by going a perfect 11-of-11 (100.0 pct.) with a long of 49 yards, as well as five-for-five on PATs, in the month of September to earn the NFC Special Teams Player of the Month Award...**Awards:** NFC Special Teams Player of the Month (September)...NFC Special Teams Player of the Week (Week 3)...**at N.Y. Giants (Sept. 26):** Capped the month of September with a career-high 17 points scored on five made field goals, including a long of 49 yards, and two extra points...His fifth and final made field goal with 1:51 remaining in regulation served as Washington's go-ahead score in the club's win over division-rival New York...Kicked off eight times, with seven registering as touchbacks...**at Cincinnati (Oct. 30):** Hit a 40-yard field goal with 1:07 remaining in regulation to tie the game at 27 and take the game into overtime...**vs. Minnesota (Nov. 13):** In the six point win, proved valuable by connecting on four second-half field goals and both PATs, matching a season-long best with a 50-yard make in the fourth quarter...**at Arizona (Dec. 4):** Went a perfect three-for-three (100.0 pct.) on field goal tries, making a season-long 53-yarder in the fourth quarter.

2015: Signed with Washington prior to Week 2 after spending training camp with the Saints...Made 25-of-28 field goals to register an 89.3 field goal percentage, the third-best single-season mark in franchise history...**at Atlanta (Oct. 11):** Connected on a 52-yard field goal as time expired in regulation to take the game into overtime...Finished the game with two made field goals and two PATs to total eight points in the game...**at N.Y. Jets (Oct. 18):** Went two-for-two on field goal attempts, successfully converting a season-long 54-yard field goal in the second quarter...**vs. New Orleans (Nov. 15):** Totaled a career-high 17 points scored, going a perfect four-for-four on field goal attempts and connecting on all five PATs, in a win over New Orleans...**vs. Green Bay (NFC Wild Card, Jan. 10):** In his first postseason outing, made one field goal and one extra point.

2014: Spent training camp with the Bills, before being waived during final roster cuts...Signed to the practice squad of the New Orleans Saints for the final two weeks of the regular season.

2013: Selected by the Buffalo Bills in the sixth round of the 2013 NFL Draft...Listed as inactive (groin) for the first four games of the 2013 season, before being placed on Reserve/Injured prior to Week 5 for the remainder of the season.

COLLEGE: In four seasons at Florida State (2009-12), set the NCAA's career scoring record by a kicker with 466 career points...Registered 88 career made field goals, the most by any player in NCAA history...Reached the NCAA-record mark of 88 made field goals in Florida State's win over Northern Illinois in the 2013 Orange Bowl...Did not miss an extra point in 145-straight attempts, which ranked as the sixth-longest streak in NCAA history...Attempted at least one field goal in 46 career games, which set an NCAA record...Received first-team All-Atlantic Coast Conference honors following both his junior and senior seasons, earning Second-Team All-America recognition by The Associated Press following the 2012 season after setting the ACC's record for most points scored in a single season (140) and making 25-of-30 field goal attempts...Lou Groza Award Finalist in 2012.

PERSONAL: Born in Austin, Texas...Graduated from Florida State with a degree in media/communications studies in just three years...Chosen as a finalist for the Danny Wuerffel Trophy, which is presented annually to the Division I player who best exemplifies excellence in the community, in the classroom and on the field...**High School:** Attended Clear Like High School in Houston, Texas, earning first-team All-America status by USA Today following his senior season in 2008...Was a two-time Texas 5A All-State section and participated in the annual Under Armour All-America Game...Graduated with a 4.0 grade point average.

DUSTIN HOPKINS NFL STATISTICS

Year	Team	GP	-- Field Goals --					-- PAT --			Block	-- Total -- Points
			FG	FGA	Pct.	Lg	Blk	XP	XPA	Pct.		
2015	Washington	15	25	28	89.3	54	0	39	40	97.5	0	114
2016	Washington	16	34	42	81.0	53	0	36	39	92.3	0	138
2017	Washington	8	14	17	82.4	49	0	18	19	94.7	0	60
2018	Washington	16	26	29	89.7	56	0	25	26	96.2	0	103
2019	Washington	16	25	30	83.3	53	0	21	22	95.5	0	96
2020	Washington	16	27	34	79.4	51	0	30	32	93.8	0	111
2021	Washington	6	12	14	85.7	50	0	10	12	83.3	0	46
	Los Angeles Chargers	11	18	20	90.0	50	0	30	32	93.8	0	84
NFL Totals		104	181	214	84.6	56	0	209	222	94.1	0	752

Year	Team	-- 0-19 Yards --			-- 20-29 Yards --			-- 30-39 Yards --			-- 40-49 Yards --			-- 50+ Yards --		
		FG	FGA	Pct.	FG	FGA	Pct.	FG	FGA	Pct.	FG	FGA	Pct.	FG	FGA	Pct.
2015	Washington	0	0	—	7	7	100.0	9	9	100.0	7	8	87.5	2	4	50.0
2016	Washington	0	0	—	12	12	100.0	12	14	85.7	7	9	77.8	3	7	42.9
2017	Washington	1	1	100.0	7	7	100.0	2	2	100.0	4	5	80.0	0	2	0.0
2018	Washington	0	0	—	5	5	100.0	7	7	100.0	10	12	83.3	4	5	80.0
2019	Washington	0	0	—	7	8	87.5	8	9	88.9	8	10	80.0	2	3	66.7
2020	Washington	0	0	—	5	5	100.0	7	8	87.5	13	17	76.5	2	4	50.0
2021	Washington	0	0	—	3	3	100.0	2	2	100.0	6	7	85.7	1	2	50.0
	Los Angeles Chargers	1	1	100.0	5	5	100.0	4	4	100.0	7	7	100.0	1	3	33.3
NFL Totals		2	2	100.0	51	52	98.1	51	55	92.7	62	75	82.7	15	30	50.0



JUSTIN JACKSON ⚡ 22

RUNNING BACK | NORTHWESTERN

6-0 | 196 lbs | CAROL STREAM, ILL.

DRAFT 7 — 2018

EXPERIENCE: 4TH NFL SEASON

4TH YEAR WITH CHARGERS

2021: Totaled a career-high 542 yards from scrimmage on 90 touches (6.02 avg.) in 14 games (two starts)...Posted a career-high 162 yards from scrimmage, the most by a Chargers running back in a single game since 2019, on 19 touches (8.5 avg.) in the Week 16 outing at Houston, adding two rushing scores...Broke off a career-long 75-yard run against New England in Week 7, marking the longest play from scrimmage by the Bolts of the season and the second-longest non-scoring run in franchise history...**at Washington (Sept. 12):** Totaled seven yards on two touches, contributing one rush for five yards (5.0 avg.) with one reception for two yards (2.0 avg.) offensively...Served as an asset in the kicking game, contributing on special teams...**vs. Dallas (Sept. 19):** In the season opener, accounted for 29 scrimmage yards on five touches (5.8 avg.), securing one catch for eight yards and accounting for 21 yards on four rushes (5.3 avg.)...Helped Justin Herbert record 338 yards passing, his 10th career 300-yard performance, which tied the NFL record for most outings of the like through a player's first two seasons...**at Kansas City (Sept. 26):** Logged zero yards on two rushing attempts, providing support on offense and in the kicking game...**vs. Las Vegas (Oct. 4):** During RB Austin Ekeler's brief absence due to injury, carried the ball three times for a net of -4 yards...Continued to contribute on special teams...**vs. Cleveland (Oct. 10):** Inactive (groin)...**at Baltimore (Oct. 17):** Logged one catch for seven yards (7.0 avg.) on a second-and-10 in the second quarter...**vs. New England (Oct. 31):** On a second-and-10 from the team's own 14-yard line, broke off a career-long 75-yard run, registering the longest play from scrimmage by the Chargers this season and the second-longest non-scoring run in franchise history...Finished the game with 79 yards on three carries (26.3 avg.) prior to sustaining an injury in the second quarter...**at Philadelphia (Nov. 7):** Inactive (quad)...**vs. Pittsburgh (Nov. 21):** Notched one carry for two yards (2.0 avg.)...**at Denver (Nov. 28):** Contributed on special teams, totaling one

2021, LOS ANGELES CHARGERS

Date	Opp.	Res.	Games P/S	Rushing				Receiving				Scrim Yds		
				Att	Yds	Avg.	Lg	TD	No.	Yds	Avg.		Lg	TD
09/12	at Was	W	1/0	1	5	5.0	5	0	1	2	2.0	2	0	7
09/19	Dal	L	1/0	4	21	5.3	7	0	1	8	8.0	8	0	29
09/26	at KC	W	1/0	2	0	0.0	1	0	0	0	—	—	0	0
10/04	LV	W	1/0	3	-4	-1.3	0	0	4	17	4.3	7	0	13
10/10	Cle	W	0/0	— Inactive —										
10/17	at Bal	L	1/0	0	0	0.0	0	0	1	7	7.0	7	0	7
10/31	NE	L	1/0	3	79	26.3	75	0	0	0	—	—	0	75
11/7	at Phi	W	0/0	— Inactive —										
11/14	Min	L	0/0	— Inactive —										
11/21	Pit	W	1/0	1	2	2.0	2	0	0	0	—	—	0	2
11/28	at Den	L	1/0	0	0	0.0	0	0	0	0	—	—	0	0
12/05	at Cin	W	1/0	6	15	2.5	7	0	2	6	3.0	7	0	22
12/12	NYG	W	1/1	9	35	3.9	9	0	1	7	7.0	7	0	42
12/16	KC	L (OT)	1/0	13	86	6.6	22	0	1	13	13.0	13	0	99
12/26	at Hou	L	1/1	11	64	5.8	17	2	8	98	12.3	25	0	162
01/02	Den	W	1/0	12	41	3.4	7	0	3	20	6.7	9	0	61
01/09	at LV	L (OT)	1/0	3	20	6.7	11	0	0	0	—	—	0	20
'21 TOTALS			9-8 14/2	68	364	5.4	75	2	22	178	8.1	25	0	542

stop on punt coverage...**at Cincinnati (Dec. 5):** Totaled 15 yards on six rushes (2.5 avg.) along with two receptions for six yards (3.0 avg.)...**vs. N.Y. Giants (Dec. 12):** Totaled 42 yards from scrimmage in his second start of the season...**vs. Kansas City (Dec. 16):** Totaled a season-high 99 yards from scrimmage, rushing for 86 yards on 13 carries (6.6 avg.) with a long rush of 22 yards, adding one catch for 13 yards...Of his 14 touches, seven registered as first downs for the Chargers' offense...**at Houston (Dec. 26):** Posted a career-high 162 yards from scrimmage, collecting a career-best 98 yards on eight catches (12.3 avg.), while totaling 64 yards on 11 carries (5.8 avg.), hitting paydirt twice on the ground to secure his first career multi-rushing TD game...**vs. Denver (Jan. 2):** Rushed 12 times, logging 41 yards on the ground (3.4 avg.), while catching three passes for 20 yards (6.7 avg.) to total 61 yards from scrimmage...Added a special teams tackle on punt coverage...**at Las Vegas (Jan. 9):** Rushed three times for 20 yards (6.7 avg.), with a long carry of 11 yards.

JUSTIN JACKSON NFL STATISTICS

Year	Team	GP	GS	— Rushing —					— Receiving —					— Scrimmage —
				Att	Yds	Avg.	Lg	TD	No.	Yds	Avg.	Lg	TD	Yards
2018	Los Angeles Chargers	13	1	50	206	4.1	20	2	15	135	9.0	19	0	341
2019	Los Angeles Chargers	7	0	29	200	6.9	40	0	9	22	2.4	9	0	222
2020	Los Angeles Chargers	9	4	59	270	4.6	36	0	19	173	9.1	34	0	443
2021	Los Angeles Chargers	14	2	68	364	5.4	75	2	22	178	8.1	25	0	542
NFL Totals		43	7	206	1,040	5.0	75	4	65	508	7.9	34	0	1,548

Year	Team	No.	— Kickoff Returns —				— Punt Returns —				— Return —		
			Yds	Avg.	Lg	TD	No.	FC	Yds	Avg.	Lg	TD	Yards
2019	Los Angeles Chargers	5	107	21.4	28	0	0	0	—	—	0	0	329
NFL Totals		5	107	21.4	28	0	0	0	—	—	0	0	329



BRENDEN JAIMES ⚡ 64

GUARD/TACKLE | NEBRASKA

6-5 | 300 lbs | AUSTIN, TEXAS

DRAFT 5 — 2021

EXPERIENCE: ROOKIE

2021: Appeared in 10 contests in first NFL season, primarily contributing on field goal protection...Made NFL debut in the team's Week 9 win at Philadelphia...Active, did not play in each of the first two weeks, before being listed as inactive (healthy scratch) Weeks 3 through 6...**at Washington (Sept. 12):** Active, did not play...**at Kansas City (Sept. 26):** Inactive (healthy scratch)...**vs. New England (Oct. 31):** Active, did not play...**at Philadelphia (Nov. 7):** Made NFL debut...Contributed on the game-winning field goal attempt, as well as the third-quarter successful field goal, and both PAT tries...**vs. Minnesota (Nov. 14):** Contributed on the field goal protection unit at Dustin Hopkins made both field goal tries and each of his two PATs...**vs. Pittsburgh (Nov. 21):** Aided on five extra points and two field goal tries in the victory on *Sunday Night Football*...**at Denver (Nov. 28):** Saw action on two special teams

BRENDEN JAIMES NFL GAMES

Year	Team	GP	GS
2021	Los Angeles Chargers	10	0
NFL Totals		10	0

snaps...**at Cincinnati (Dec. 5):** Added protection support on all field goal and PAT attempts...**vs. N.Y. Giants (Dec. 12):** Continued to contribute on the field goal protection unit...**vs. Kansas City (Dec. 16):** Protected on all four successful PATs...**at Houston (Dec. 26):** Added support on all three made field goals...**vs. Denver (Jan. 2):** Provided protection on four PATs and two field goal tries...**at Las Vegas (Jan. 9):** Capped season with five snaps contributed on special teams.



DERWIN JAMES JR. ⚡ 33

SAFETY | FLORIDA STATE

6-2 | 215 lbs | HAINES CITY, FLA.

DRAFT 1 — 2018

EXPERIENCE: 4TH NFL SEASON

4TH YEAR WITH CHARGERS

2021: Selected to his second Pro Bowl...Opened 15 games at S, was inactive for one and dressed but did not play in another...Totaled a career-best 118 tackles (75 solo) and two INTs on the season... Added two sacks, seven tackles for loss, five passes defended, seven QB hits and three forced fumbles...Was eighth player and only DB since 2000 to record 100-plus tackles after missing the entire previous season due to injury...Was the only NFL player in 2021 to have at least 100 tackles, multiple INTs, multiple sacks and three forced fumbles on the season...In the Week 5 win, had 16 tackles, including 13 in the first half...His 16 tackles on the day were good for the most by a Charger in a single game since LB Stephen Cooper in 2008...**Awards:** Pro Bowl Selection (Second)... Sporting News All-Pro (S)...Pro Football Journal Second-Team All-AFC (S)...**at Washington (Sept. 12):** Started at S and was one of two Chargers to play all 55 defensive snaps...Registered eight tackles (seven solo) and broke up a pass...In the first quarter, lined up in the left slot against WR Dyami Brown, covering the receiver across the field before undercutting the route and nearly picking off a pass from QB Ryan Fitzpatrick...Came untouched on a blitz in the third quarter, pressuring QB Taylor Heinicke to throw the ball away...**vs. Dallas (Sept. 19):** Notched his first sack of the season, finishing with seven tackles (five solo), a half-sack, a tackle for loss and a QB hit...The half-sack marked his first since Oct. 14, 2018 at Cleveland as a rookie...Made back-to-back big plays in the third quarter...On the first, dropped WR CeeDee Lamb for a four-yard loss on a gimmick play in the right flat...On the next snap, powered through the blocks of RB Tony Pollard and G Connor Williams to split a sack of QB Dak Prescott with DL Jerry Tillery...Stood up Lamb for a one-yard gain in the fourth quarter after beating a block by WR Amari Cooper...Appeared on all 62 plays on defense after opening the game at S...**at Kansas City (Sept. 26):** Totaled five tackles (four solo) while appearing on 72 of the 79 defensive snaps...**vs. Las Vegas (Oct. 4):** Recorded his first INT of the season, returning the ball 15 yards...On the game-sealing INT, stayed underneath the corner-route by TE Darren Waller to pick off the pass along the sideline...Finished with six tackles (three solo) after starting at S...Appeared on all 57 defensive snaps and one on special teams...Closed quickly on a pass to RB Josh Jacobs to stop him for a three-yard gain on a screen-pass...**vs. Cleveland (Oct. 10):** Totaled a career-high 16 tackles (nine solo), including a four-yard strip-sack, good for the most by a Charger in a single game since S Eric Weddle in 2010...On the sack, sped past TE David Njoku to hit QB Baker Mayfield from the blind side before he could get the pass off, knocking the ball out in the process...In the second quarter, shoved WR Donovan Peoples-Jones aside to corral RB Nick Chubb for a one-yard loss...

2021, LOS ANGELES CHARGERS

Date	Opp.	Res.	Games P/S	Tackles					Interceptions				Fumbles					
				Tot	So	As	Sk	Yd	TFL	No.	Yd	Lg	TD	PD	FF	FR		
09/12	at Was	W	1/1	8	7	1	0.0	0	0	0	0	0	0	0	1	0	0	
09/19	Dal	L	1/1	7	5	2	0.5	5	1	0	0	0	0	0	0	0	0	
09/26	at KC	W	1/1	4	3	1	0.0	0	0	0	0	0	0	0	0	0	0	
10/04	LV	W	1/1	6	3	3	0.0	0	0	1	15	15	0	1	0	0	0	
10/10	Cle	W	1/1	16	9	7	1.0	4	1	0	0	0	0	0	1	0	0	
10/17	at Bal	L	1/1	8	7	1	0.0	0	0	0	0	0	0	0	1	0	0	
10/31	NE	L	1/1	13	7	6	0.0	0	1	0	0	0	0	0	1	0	0	
11/07	at Phi	W	1/1	5	4	1	0.0	0	0	0	0	0	0	0	0	0	0	
11/14	Min	L	1/1	12	9	3	0.0	0	0	0	0	0	0	1	0	0	0	
11/21	Pit	W	1/1	6	2	4	0.0	0	0	0	0	0	0	0	1	0	0	
11/28	at Den	L	1/1	7	5	2	0.0	0	2	1	5	5	0	1	0	0	0	
12/05	at Cin	W	1/1	7	3	4	0.5	3.5	0	0	0	0	0	0	0	0	0	
12/12	NYG	W	0/0	— Inactive —														
12/16	KC	L (OT)	1/1	3	2	1	0.0	0	0	0	0	0	0	0	0	0	0	
12/26	at Hou	L	0/0	— Did Not Play —														
01/02	Den	W	1/1	6	4	2	0.0	0	1	0	0	0	0	0	0	0	0	
01/09	at LV	L (OT)	1/1	9	4	5	0.0	0	1	0	0	0	0	0	0	0	0	
'21 TOTALS				9-8	15/15	118	75	43	2.0	12.5	7	2	20	15	0	5	3	0

at Baltimore (Oct. 17): Forced a fumble for the second-straight week...On the play, corralled TE Josh Oliver after a short pass in the middle of the field before stripping the ball free...Added eight tackles (seven solo) and a QB hit on the day...**vs. New England (Oct. 31):** Recorded 13 tackles (seven solo), his second 10-tackle performance of the season...Had a tackle for loss and a forced fumble, his third of the season...Rallied to WR Kendrick Bourne in the third quarter, punching the ball free while tackling the fifth-year wideout to force a takeaway...**at Philadelphia (Nov. 7):** Posted five tackles (four solo)...**vs. Minnesota (Nov. 14):** Recorded his third game of the year with double-digit tackles, posting 12 (nine solo) and a pass defended...**vs. Pittsburgh (Nov. 21):** In his second career start on *Sunday Night Football*, registered six tackles (two solo) and a pass defended...Undercut a pass on the opening drive intended for TE Pat Freiermuth, breaking up the pass and nearly hauling in an INT...**at Denver (Nov. 28):** Recorded seven tackles (five solo), an INT, a pass defended, a quarterback hit and two tackles for loss...Became the first defensive back and third player since 2000 to record 80 tackles, three forced fumbles, multiple sacks and multiple INTs within their team's first 11 games of a season...In the first quarter, came sprinting from the secondary to hit RB Javonte Williams on a pitch to the left in the backfield for a two-yard loss...Later in the quarter, came untouched on a blitz to hit QB Teddy Bridgewater as he threw, forcing an incomplection...Made an incredible INT of QB Drew Lock in the second quarter, diving in front of WR Kendall Hinton to pick off the pass in Denver territory...**at Cincinnati (Dec. 5):** Reached 100 tackles on the season by recording seven (three solo) on the day...Split a sack with S Nasir Adderley...Became the eighth player and the first DB since 2000 to have 100 tackles after missing

the entire previous season due to injury...**vs. N.Y. Giants (Dec. 12):** Inactive (hamstring)...**vs. Kansas City (Dec. 16):** Had limited action in his return from injury...Made his second career start on *Thursday Night Football*...Recorded three tackles (two solo)...**at Houston (Dec. 26):** Dressed but did not see any action...**vs. Denver (Jan. 2):** Returned to action by posting six tackles (four solo) and a tackle for loss...Came untouched on a blitz in the first quarter to force QB Brett Rypien to throw an incomplete pass...Closed fast near the end zone to prevent a TD on first-and-goal by TE Albert Okwuegbunam, dropping him for a one-yard loss in the second

quarter...**at Las Vegas (Jan. 9):** Posted nine tackles (four solo) and had two QB hits and a tackle for loss...Closed quickly on QB Derek Carr on a blitz from in the second quarter, forcing him to scramble to his right and throw the ball away to avoid a sack...Closed quickly on RB Jalen Richard in the right flat in overtime, dropping him for a five-yard loss to set up a third-and-eight...**vs. NFC (2022 Pro Bowl, Feb. 5):** Started at SS for the AFC in the Pro Bowl for the second time in his career...Posted a solo tackle, an INT and a pass defended...Stayed deep over Vikings WR Justin Jefferson to pick off a deep pass from Seahawks QB Russell Wilson, setting the AFC up for a four-play TD drive on the ensuing possession.

DERWIN JAMES JR. NFL STATISTICS

Year	Team	GP	GS	— Tackles —					— Interceptions —					— Fumbles —				
				Total	Solo	Asst	Sacks	Yds	TFL	No.	Yds	Lg	TD	PD	FF	FR	Yds	ST Tackles
2018	Los Angeles Chargers	16	16	105	75	30	3.5	17	4	3	30	23	0	13	0	0	0	0
2019	Los Angeles Chargers	5	5	34	23	11	0.0	0	3	0	0	—	0	1	0	0	0	0
2021	Los Angeles Chargers	15	15	118	75	43	2.0	12.5	7	2	20	15	0	5	3	0	0	0
NFL Totals		36	36	257	173	84	5.0	29.5	14	5	50	23	0	19	3	0	0	0



JUSTIN JONES ⚡ 93

DEFENSIVE LINE | NORTH CAROLINA STATE

6-3 | 309 lbs | AUSTELL, GA.

DRAFT 3 — 2018

EXPERIENCE: 4TH NFL SEASON

4TH YEAR WITH CHARGERS

2021: Started all 11 appearances along the defensive front, notching 37 tackles (19 solo), a career-best three sacks, five tackles for loss and two fumble recoveries...Inactive (calf) Weeks 2 and 3 before being placed on Reserve/Injured until Week 7...**at Washington (Sept. 12):** Saw action on 16 defensive snaps before sustaining an injury, one that he would not return from...Added one tackle for loss, his lone solo stop of the afternoon, dropping Washington RB Antonio Gibson for a loss of three yards...**vs. Dallas (Sept. 29):** Inactive (calf)...**vs. New England (Oct. 31):** In his first game back from Reserve/Injured (calf), started along the defensive front and provided consistent reliability in defending the run game, logging a tackle for loss on a second-and-six in the third quarter to force the Patriots into a third-and-eight scenario...**vs. Minnesota (Nov. 14):** In his fourth start, totaled a season-high six tackles (three solo), along with his first career fumble recovery...**vs. Pittsburgh (Nov. 21):** Provided three tackles in run support, along with a pass deflection at the line of scrimmage...**at Denver (Nov. 28):** Matched a season-high with six tackles (two solo)...**at Cincinnati (Dec. 5):** On third-and-eight in the second quarter, brought down QB Joe Burrow for a loss of seven yards to notch his first sack of the season...Finished the game with three tackles (two solo)...**vs. N.Y. Giants (Dec. 12):** Notched a season-high four solo stops, along with his second sack in as many weeks

2021, LOS ANGELES CHARGERS

Date	Opp.	Res.	P/S	Games					Tackles					Interceptions					Fumbles	
				Tot	So	As	Sk	Yd	TFL	No.	Yd	Lg	TD	PD	FF	FR				
09/12	at Was	W	1/1	1	1	0	0	0	1	0	0	0	0	0	0	0	0	0	0	0
09/19	Dal	L	0/0	— Inactive —																
09/26	at KC	W	0/0	— Inactive —																
10/04	LV	W	0/0	— Reserve/Injured —																
10/10	Cle	W	0/0	— Reserve/Injured —																
10/17	at Bal	L	0/0	— Reserve/Injured —																
10/31	NE	L	1/1	1	1	0	0	0	1	0	0	0	0	0	0	0	0	0	0	0
11/07	at Phi	W	1/1	2	0	2	0	0	0	0	0	0	0	0	0	0	0	0	0	0
11/14	Min	L	1/1	6	3	3	0	0	0	0	0	0	0	0	0	0	0	0	0	1
11/21	Pit	W	1/1	3	0	3	0	0	0	0	0	0	0	0	1	0	0	0	0	0
11/28	at Den	L	1/1	6	2	4	0	0	0	0	0	0	0	0	0	0	0	0	0	0
12/05	at Cin	W	1/1	3	2	1	1	0	7	1	0	0	0	0	0	0	0	0	0	0
12/12	NYG	W	1/1	5	3	0	1	2	1	0	0	0	0	0	0	0	0	0	0	1
12/16	KC	L (OT)	1/1	3	3	0	0	0	1	0	0	0	0	0	0	0	0	0	0	1
12/26	at Hou	L	0/0	— Reserve/COVID-19 —																
01/02	Den	W	1/1	4	2	2	0	0	0	0	0	0	0	0	0	0	0	0	0	0
01/09	at LV	L (OT)	1/1	3	3	0	1	0	0	0	0	0	0	0	0	0	0	0	0	0
'21 TOTALS				9-8	11/11	37	19	18	3.0	9	5	0	0	0	0	1	2	0	0	2

and a fumble recovery off of an OLB Joey Bosa strip-sack...**vs. Kansas City (Dec. 16):** Totaled three solo stops, including a tackle for loss on a TE Travis Kelce screen pass...**vs. Denver (Jan. 2):** Contributed four tackles (two solo) in run support in the winning effort...**at Las Vegas (Jan. 9):** Capped the season with three solo tackles, including one zero-yard sack, against the Raiders.

JUSTIN JONES NFL STATISTICS

Year	Team	GP	GS	— Tackles —					Yds	TFL	— Interceptions —					— Fumbles —				
				Total	Solo	Asst	Sacks	Yds			No.	Yds	Lg	TD	PD	FF	FR	Yds	ST Tackles	
2018	Los Angeles Chargers	15	0	17	7	10	0.5	3.5	0	0	0	0	0	0	0	0	0	0	0	0
2019	Los Angeles Chargers	12	12	30	18	12	0.0	0	2	0	0	0	1	1	0	0	0	0	0	0
2020	Los Angeles Chargers	13	12	34	19	15	1.0	5	5	0	0	0	0	0	0	0	0	0	0	0
2021	Los Angeles Chargers	11	11	37	19	18	3.0	9	5	0	0	0	1	0	2	0	0	0	0	0
NFL Totals		51	35	118	63	55	4.5	17.5	12	0	0	0	2	1	2	0	0	0	0	0
POSTSEASON		GP	GS	— Tackles —					Yds	TFL	— Interceptions —					— Fumbles —				
Year	Team			Total	Solo	Asst	Sacks	Yds			No.	Yds	Lg	TD	PD	FF	FR	Yds	ST Tackles	
2018	Los Angeles Chargers	2	2	6	3	3	1.0	3	1	0	0	0	0	0	0	0	0	0	0	0
Postseason Totals		2	2	6	3	3	1.0	3	1	0	0	0	0	0	0	0	0	0	0	0



LINVAL JOSEPH ⚡ 98

DEFENSIVE LINE | EAST CAROLINA

6-4 | 329 lbs | CHRISTIANSTED, U.S. VIRGIN ISLANDS

FREE AGENT — 2019

EXPERIENCE: 12TH NFL SEASON

2ND YEAR WITH CHARGERS

2021: Started 12 of 14 appearances at the crux of the defensive front, registering 57 tackles (30 solo), one sack and four tackles for loss...Secured first sack as a member of the Bolts in the Week 6 loss at Baltimore...**at Washington (Sept. 12):** Secured three tackles (one solo) including a tackle for loss on a run stuff with teammate OLB Joey Bosa...Helped the defense hold Washington to 20 points, earning a road victory in the season opener...**vs. Dallas (Sept. 19):** Logged three tackles (two solo) in the home opener against the Cowboys...Stopped RB Ezekiel Elliott on a second-and-five in the fourth quarter to force a third-and-one...**at Kansas City (Sept. 26):** Totaled eight tackles (three solo) in a winning effort at Kansas City, his most in a single game since 2018 and most since joining the Chargers in 2020...Helped anchor a defensive unit that held Chiefs QB Patrick Mahomes to 5.9 yards per attempt, the third-lowest output of his career, as the unit forced four Chiefs turnovers, the most takeaways by the Bolts in a single game since 2018 (Week 17)...**vs. Las Vegas (Oct. 4):** Added five tackles (three solo), four in run support and a successful corral of QB Derek Carr...**vs. Cleveland (Oct. 10):** Secured three stops (one solo), all in run support, in the win over Cleveland...**at Baltimore (Oct. 17):** Secured his first sack as a member of the Chargers taking down Ravens QB Lamar Jackson for a loss of 10 yards in the second quarter...Finished the game with four tackles (two solo)...**vs. New England (Oct. 31):** Matched a season-best mark of three solo stops, finishing the game with six tackles...All six stops came in run support...**at Philadelphia (Nov. 7):** Registered a season-high nine tackles (eight solo)...The eight solo

Date	Opp.	Res.	Games		Tackles					Interceptions				Fumbles		
			P/S	Tot	So	As	Sk	Yd	TFL	No.	Yd	Lg	TD	PD	FF	FR
09/12	at Was	W	1/1	3	1	2	0	0	0	1	0	0	0	0	0	0
09/19	Dal	L	1/1	3	2	1	0	0	0	1	0	0	0	0	0	0
09/26	at KC	W	1/1	8	3	5	0	0	0	0	0	0	0	0	0	0
10/04	LV	W	1/1	5	3	2	0	0	0	0	0	0	0	0	0	0
10/10	Cle	W	1/1	3	1	2	0	0	0	0	0	0	0	0	0	0
10/17	at Bal	L	1/1	4	2	2	1	0	10	1	0	0	0	0	0	0
10/31	NE	L	1/1	6	3	3	0	0	0	0	0	0	0	0	0	0
11/07	at Phi	W	1/1	9	7	2	0	0	0	0	0	0	0	0	0	0
11/14	Min	L	1/1	2	2	0	0	0	0	0	0	0	0	0	0	0
11/21	Pit	W	0/0	— Inactive —												
11/28	at Pit	L	0/0	— Reserve/COVID-19 —												
12/05	at Den	W	0/0	— Reserve/COVID-19 —												
12/12	NYG	W	1/0	3	1	2	0	0	0	0	0	0	0	0	0	0
12/16	KC	L (OT)	1/1	3	1	2	0	0	0	0	0	0	0	0	0	0
12/26	at Hou	L	1/1	3	1	2	0	0	0	0	0	0	0	0	0	0
01/02	Den	W	1/1	3	1	2	0	0	0	0	0	0	0	0	0	0
01/09	at LV	L (OT)	1/0	2	2	0	0	0	0	1	0	0	0	0	0	0
'21 TOTALS			9-8	14/12	57	30	27	1.0	10	4	0	0	0	0	0	0

stops marked his third-most in a single game over his 12-year career, as they were his most in a game since 2015...**vs. Minnesota (Nov. 14):** Totaled two solo stops in run support against his former team...**vs. Pittsburgh (Nov. 21):** Inactive (shoulder)...**vs. N.Y. Giants (Dec. 12):** Returned to the lineup and secured three tackles (one solo)...**vs. Kansas City (Dec. 16):** Totaled three tackles (one solo)...**at Houston (Dec. 26):** Secured two solo stops in run support...**vs. Denver (Jan. 2):** Supplied three tackles (one solo) in the winning effort...**at Las Vegas (Jan. 9):** Totaled two solo stops in the season finale, including an overtime tackle for loss on RB Josh Jacobs.

LINVAL JOSEPH NFL STATISTICS

Year	Team	GP	GS	— Tackles —					— Interceptions —					— Fumbles —				
				Total	Solo	Asst	Sacks	Yds	TFL	No.	Yds	Lg	TD	PD	FF	FR	Yds	ST Tackles
2010	New York Giants	6	0	8	6	2	0.0	0	1	0	0	0	0	0	0	0	0	0
2011	New York Giants	16	15	49	34	15	2.0	15	4	0	0	0	4	0	0	0	0	
2012	New York Giants	16	16	59	33	26	4.0	17	5	0	0	0	0	1	2	16	0	
2013	New York Giants	15	15	59	34	25	3.0	26	8	0	0	0	0	1	1	0	0	
2014	Minnesota	16	16	37	28	19	3.0	23	5	0	0	0	1	0	0	0	0	
2015	Minnesota	12	12	56	42	14	0.5	4	7	0	0	0	1	1	0	0	0	
2016	Minnesota	16	16	77	37	40	4.0	21.5	5	0	0	0	0	3	0	0	0	
2017	Minnesota	16	16	68	40	28	3.5	23.5	5	0	0	0	0	0	1	0	0	
2018	Minnesota	15	15	58	36	22	1.0	15	4	0	0	0	0	1	1	64	0	
2019	Minnesota	13	13	44	26	18	3.0	23	6	0	0	0	0	1	0	0	0	
2020	Los Angeles Chargers	16	16	62	33	29	0.0	0	3	0	0	0	0	0	0	0	0	
2021	Los Angeles Chargers	14	12	57	30	27	1.0	10	3	0	0	0	0	0	0	0	0	
NFL Totals		1701	162	644	379	265	25.0	178	56	0	0	0	6	8	5	80	0	

Year	Team	GP	GS	— Tackles —					— Interceptions —					— Fumbles —			
				Total	Solo	Asst	Sacks	Yds	TFL	No.	Yds	Lg	TD	PD	FF	FR	Yds
2012	New York Giants	2	0	10	5	5	0.0	0	0	0	0	0	1	0	0	0	0
2015	Minnesota	2	0	3	2	1	0.0	0	0	0	0	0	0	0	0	0	0
2017	Minnesota	2	2	9	6	3	0.0	0	2	0	0	0	0	0	0	0	0
2019	Minnesota	2	2	10	5	5	0.0	0	0	0	0	0	0	0	0	0	0
Postseason Totals		9	9	32	18	14	0.0	0	2	0	0	0	1	0	0	0	0



SENI0 KELEMETE ⚡ 68

GUARD | WASHINGTON

6-3 | 301 lbs | SEATTLE, WASH.
 PRACTICE SQUAD (SF) — 2021
 EXPERIENCE: 9TH NFL SEASON
 1ST YEAR WITH CHARGERS

2021: Appeared in 10 games as a member of the Bolts, starting two along the offensive front...Signed off of San Francisco's practice squad prior to Week 6, seeing first action as a member of the Chargers in the loss at Baltimore...**at Baltimore (Oct. 17):** Aided protection on one PAT attempt...**vs. New England (Oct. 31):** Served as the offense's primary extra offensive lineman, seeing action on eight snaps...Aided the protection element of the field goal unit, as K Dustin Hopkins made his lone field goal attempt and successfully converted all three PATs in his Chargers debut...**at Philadelphia (Nov. 7):** Made first start as a member of the Bolts, serving as an extra offensive lineman on the offense's first play... Protected Justin Herbert as the signal-caller secured his sixth career outing with with multiple passing touchdowns and a rushing score, registering a career-best 84.2 completion percentage in the road win at Philadelphia...**vs. Minnesota (Nov. 14):** Contributed on the field goal protection unit at Dustin Hopkins made both field goal tries and each of his two PATs...Added two offensive snaps as an extra lineman...**vs. Pittsburgh (Nov. 21):** Continued to contribute as an extra lineman and on field goal...**at Denver (Nov. 28):** Started at RG, his first start as a member of the Bolts, helping protect QB Justin Herbert as the signal-caller found WR Keenan Allen eight times to tie the NFL record for fastest to 700 career receptions (111 games)...**at Cincinnati (Dec. 5):** Inactive (healthy

SENI0 KELEMETE NFL GAMES

Year	Team	GP	GS
2012	Arizona	1	0
2014	New Orleans	10	0
2015	New Orleans	16	5
2016	New Orleans	15	9
2017	New Orleans	16	8
2018	Houston	15	14
2019	Houston	1	1
2020	Houston	14	5
2021	Los Angeles Chargers	10	2
NFL Totals		98	44

POSTSEASON			
Year	Team	GP	GS
2017	New Orleans	2	0
2018	Houston	1	1
Postseason Totals		3	1

scratch)...**vs. N.Y. Giants (Dec. 12):** Saw action as an extra offensive lineman and on the field goal protection unit...**vs. Kansas City (Dec. 16):** Protected on all four successful PATs...**at Houston (Dec. 26):** Protected on three successful field goal tries...**vs. Denver (Jan. 2):** Inactive (healthy scratch).



JOSHUA KELLEY ⚡ 27

RUNNING BACK | UCLA

5-11 | 212 lbs | LANCASTER, CALIF.

DRAFT 4 — 2020

EXPERIENCE: 2ND NFL SEASON

2ND YEAR WITH CHARGERS

2021: Appearing in 10 games, totaling 140 yards from scrimmage on 38 touches (3.68 avg.)...Inactive (healthy scratch) on six occasions...**at Washington (Sept. 12):** Inactive (healthy scratch)...**vs. Cleveland (Oct. 10):** Totaled two carries for 17 yards (8.5 avg.) with a long rush of 14 yards...In the third quarter, broke off an 14-yard run off of RG Michael Schofield III on second-and-three to help jumpstart the Chargers' first scoring drive of the second half...**at Baltimore (Oct. 17):** Totaled four rushed for seven yards (1.8 avg.) with a long of four yards...**vs. New England (Oct. 31):** Inactive (healthy scratch)...**at Philadelphia (Nov. 7):** Rushed three times for six yards (2.0 avg.) and added one reception for four yards (4.0 avg.)...**vs. Minnesota (Nov. 14):** Totaled six yards on one carry (6.0 avg.) on a first down in the third quarter...**vs. Pittsburgh (Nov. 21):** Inactive (healthy scratch)...**at Denver (Nov. 28):** On second-and-19 in the third quarter, took a screen pass 17 yards to set up third-and-two, leading to an eventual Chargers first down, helping sustain the opening drive of the second half... Finished the game with one rush for five yards (5.0 avg.) and two catches for 15 yards (7.5 avg.)...**at Cincinnati (Dec. 5):** Provided blocking support on offense...**vs. N.Y. Giants (Dec. 12):** Totaled a season-high 38 yards from scrimmage, toting the rock 10 times for

2021, LOS ANGELES CHARGERS

Date	Opp.	Res.	Games P/S	Rushing					Receiving					Scrim Yds		
				Att	Yds	Avg.	Lg	TD	No.	Yds	Avg.	Lg	TD			
09/12	at Was	W	0/0	— Inactive —												
09/19	Dal	L	0/0	— Inactive —												
09/26	at KC	W	0/0	— Inactive —												
10/04	LV	W	0/0	— Inactive —												
10/10	Cle	W	1/0	2	17	8.5	14	0	0	0	—	—	0	17		
10/17	at Bal	L	1/0	4	7	1.8	4	0	0	0	—	—	0	7		
10/31	NE	L	0/0	— Inactive —												
11/07	at Phi	W	1/0	3	6	2.0	3	0	1	4	4.0	4	0	10		
11/14	Min	L	1/0	1	6	6.0	6	0	0	0	—	—	0	6		
11/21	Pit	W	0/0	— Inactive —												
11/28	at Den	L	1/0	1	5	5.0	5	0	2	15	7.5	17	0	20		
12/05	at Cin	W	1/0	0	0	—	—	0	0	0	—	—	0	0		
12/12	NYG	W	1/0	10	33	3.3	12	0	1	5	5.0	5	0	38		
12/16	KC	L (OT)	1/0	7	21	3.0	7	0	0	0	—	—	0	21		
12/26	at Hou	L	1/0	5	7	1.4	5	0	1	14	14.0	14	0	21		
01/02	Den	W	1/0	0	0	—	—	0	0	0	—	—	0	0		
01/09	at LV	L (OT)	0/0	0	0	—	—	0	0	0	—	—	0	0		
'21 TOTALS				9-8	10/0	33	102	3.1	14	0	5	38	7.6	17	0	140

33 yards (3.3 avg.), catching one pass for five yards (5.0 avg.)...**at Houston (Dec. 26):** Rushed five times for seven yards (1.4 avg.), adding a 14-yard catch out of the backfield...**vs. Denver (Jan. 2):** Logged three offensive snaps and six on special teams...**at Las Vegas (Jan. 9):** Active, did not play.

JOSHUA KELLEY NFL STATISTICS

Year	Team	GP	GS	— Rushing —					— Receiving —					— Scrimmage —
				Att	Yds	Avg.	Lg	TD	No.	Yds	Avg.	Lg	TD	Yards
2020	Los Angeles Chargers	14	0	111	354	3.2	33	2	23	148	6.4	35	0	502
2021	Los Angeles Chargers	10	0	33	102	3.1	14	0	5	38	7.6	17	0	140
NFL Totals		24	0	144	456	3.2	33	2	28	186	6.6	35	0	642

Year	Team	No.	— Kickoff Returns —				— Punt Returns —				— All-Purpose —		
			Yds	Avg.	Lg	TD	No.	FC	Yds	Avg.	Lg	TD	Yards
2020	Los Angeles Chargers	2	39	19.5	21	0	0	0	0	—	—	0	541
NFL Totals		2	39	19.5	21	0	0	0	0	—	—	0	541



COREY LINSLEY ⚡ 63

CENTER | OHIO STATE

6-3 | 301 lbs | BOARDMAN, OHIO

UFA (GB) — 2021

EXPERIENCE: 8th NFL SEASON

1st YEAR WITH CHARGERS

2021: Started all 16 appearances at C...**Awards:** Chargers Walter Payton Man of the Year Nominee...Pro Bowl Selection (First)...*The Associated Press* Second-Team All-Pro...**at Washington (Sept. 12):** Started the season opener at C...Saw action on all 81 of the Chargers' offensive snaps, helping keep QB Justin Herbert clean as the second-year signal caller logged his ninth-career 300-yard passing performance, helping the Bolts secure a Week 1 victory...**vs. Dallas (Sept. 19):** In his first home start as a member of the Bolts, started at C and helped protect Justin Herbert totaled 338 yards passing to secure his 10th career 300-yard performance, tying the NFL record for most outings of the like through a player's first two seasons...**at Kansas City (Sept. 26):** Started at C, helping secure the Bolts' second road win, and first AFC West Division victory, of the 2021 slate...Kept Justin Herbert clean as the signal-caller orchestrated his second come-from-behind fourth-quarter victory behind a four-TD effort...**vs. Las Vegas (Oct. 4):** Started at C and did not miss an offensive snap, keeping Justin Herbert clean as the signal-caller registered three first-half passing touchdowns, as his seven passing scores on *Monday Night Football* are tied for the second-most by any player through their first two starts on MNF in league history...**vs. Cleveland (Oct. 10):** Helped protect Justin Herbert as the second-year signal-caller threw for a career-high 398 passing yards, along with four passing scores and a rushing touchdown...Herbert secured his 11th career 300-yard outing, the most by any QB in their first two seasons in NFL history...**at Baltimore (Oct. 17):** Protected Justin Herbert as he became the second-fastest player in NFL history to eclipse 6,000 (21 games)...**vs. New England (Oct. 17):** Helped an offensive front that propelled the run game to total 122 yards on the ground in the first half, the fourth-most by a Chargers offense in the opening half over the last decade...**at Philadelphia (Nov. 7):** Protected Justin Herbert as the signal-caller secured his sixth career outing with with multiple passing touchdowns and a rushing score, registering a career-best 84.2 completion percentage in the road win at Philadelphia... **vs. Minnesota (Nov. 14):** Helped protect Justin Herbert who accounted for his 50th career passing touchdown, becoming one of four QBs in league history to do so within their first 25 career games...**vs. Pittsburgh (Nov. 21):** Supported Justin Herbert as the signal-caller became the first QB in NFL history to throw for 350 yards and rush for 90 yards in a single game, as RB Austin Ekeler totaled a career-high four scrimmage touchdowns...**at Denver (Nov. 28):** Helped protect Justin Herbert as he found WR Keenan Allen for eight receptions,

COREY LINSLEY NFL GAMES

Year	Team	GP	GS
2014	Green Bay	16	16
2015	Green Bay	13	13
2016	Green Bay	9	9
2017	Green Bay	16	16
2018	Green Bay	16	16
2019	Green Bay	16	16
2020	Green Bay	13	13
2021	Los Angeles Chargers	16	16

NFL Totals115 115

POSTSEASON

Year	Team	GP	GS
2014	Green Bay	2	2
2015	Green Bay	2	2
2016	Green Bay	3	3
2019	Green Bay	2	2
2020	Green Bay	2	2

Postseason Totals11 11

*On Reserve/PUP for first seven games of 2016 season.
On Reserve/Injured for three games during 2020 season.*

who tied the NFL record for fastest all-time to 700 career catches (111 games)...**at Cincinnati (Dec. 5):** Provided protection as Justin Herbert recorded his 15th career 300-yard outing and 11th three-touchdown performance, while reaching 700 career completions faster than any player in NFL history (27 games)...**vs. N.Y. Giants (Dec. 12):** Protected Justin Herbert as he threw for three touchdowns, becoming the first player in NFL history to toss at least 30 touchdowns in each of their first two seasons in NFL history...**vs. Kansas City (Dec. 16):** Contributed a unit that did not allow a sack, marking the first occurrence since Week 9 and just the second occasion this season...**vs. Denver (Jan. 2):** Started at C, but departed the game due to injury in the first half...**at Las Vegas (Jan. 9):** In the season finale, helped RB Austin Ekeler reach a league-high 20 touchdowns from scrimmage on the season, as Justin Herbert totaled three passing touchdowns to set the NFL record for most passing touchdowns (69) and total touchdowns (77) by any player in their first two seasons in pro football history...**vs. NFC (2022 Pro Bowl, Feb. 6):** Started at C, helping the AFC defeat the NFC, 41-35.



TY LONG ⚡ 1

PUNTER | ALABAMA-BIRMINGHAM

6-2 | 205 lbs | ROSWELL, GA.

FREE AGENT — 2019

EXPERIENCE: 3RD NFL SEASON

3RD YEAR WITH CHARGERS

2021: Punted 46 times, registering a 45.5-yard average (36.8 net) with 11 punts landing inside of the opponents' 20-yard line... **at Washington (Sept. 12):** Opened the season with a 47.0-yard average on two punts with a long of 47 in a Week 1 winning effort on the road...**vs. Dallas (Sept. 19):** Did not register a punt after the team's lone punt attempt was wiped away due to a Cowboys penalty...**at Kansas City (Sept. 26):** Logged a season-high four punts for an average of 43.0 yards per attempt (41.3 net) with a long of 55 yards...Placed two punts inside of Kansas City's 20-yard line, as the punt coverage unit held the Chiefs to just seven yards on two returns...**vs. Las Vegas (Oct. 4):** Punted five times for a 44.2-yard average (39.8 net) with a long of 58 yards... Matched a career-best mark with three punts downed inside of the opponents' 20-yard line...attempted a pass to CB Tevaughn Campbell that fell incomplete...Held for all four of K Tristan Vizcaino's four successful PATs...**vs. Cleveland (Oct. 10):** Matched a career-long with a punt of 63 yards following the offense's opening possession...Finished the game with three punts for 159 yards to account a 53.0 avg. (47.3 net.) with one punt landing inside of the Browns' 20-yard line...**at Baltimore (Oct. 17):** Punted five times and recorded a 52.4-yard average (39.6 net) with a career-long punt of 69 yards towards the end of the first quarter... **vs. New England (Oct. 31):** Finished the game with a 48.0-yard average (32.0 net) on five punts...Held for K Dustin Hopkins in his NFL debut, helping make the 48-yard field goal and successfully convert all three PATs...**at Philadelphia (Nov. 7):** For the second time this season, logged zero punts in a game...Held for Dustin Hopkins' 30-yard game-winning field goal, helping the Bolts secure their third road win of the season...**vs. Minnesota (Nov. 14):** Punted five times and registered a 48.4-yard average (34.6 net) with two punts landing inside of Minnesota's 20-yard line...Held for each of Dustin Hopkins' two successful field goals and both

2021, LOS ANGELES CHARGERS

Date	Opp.	Res.	GP	No.	Yds	Gross Avg.	Lg	TB	In20	Net Yds	Net Avg.	Blk.	Ret.	Yds
09/12	at Was	W	1	2	94	47.0	47	0	0	72	36.0	0	2	22
09/19	Dal	L	1	0	0	0.0	—	0	0	0	0.0	0	0	0
09/27	at KC	W	1	4	172	43.0	55	0	2	165	41.3	0	2	7
10/04	LV	W	1	5	221	44.2	58	0	3	199	39.8	0	3	22
10/10	Cle	W	1	3	159	53.0	63	0	1	142	47.3	0	2	17
10/17	at Bal	L	1	5	262	52.4	69	1	1	198	39.6	0	3	44
10/31	NE	L	1	5	240	48.0	52	0	0	160	32.0	0	4	80
11/7	at Phi	W	1	0	0	0.0	—	0	0	0	0.0	0	0	0
11/14	Min	L	1	5	242	48.4	59	0	2	173	34.6	0	3	69
11/21	Pit	W	1	1	0	0.0	0	0	0	0	0.0	1	0	0
11/28	at Den	L	1	3	136	45.3	48	0	0	123	41.0	0	2	13
12/05	at Cin	W	1	4	169	42.3	49	1	0	144	36.0	0	1	5
12/12	NYG	W	1	3	78	26.0	38	0	0	78	26.0	0	1	0
12/16	KC	L (OT)	1	1	41	41.0	41	0	0	33	21.0	0	1	8
12/26	at Hou	L	1	0	0	0.0	—	0	0	0	0.0	0	0	0
01/02	Den	W	1	3	115	38.3	48	0	2	111	37.0	0	2	4
01/09	at LV	L (OT)	1	3	162	54.0	56	0	0	130	43.3	0	3	32
'21 TOTALS			9-8	17	46	2,091	45.5	69	2	1,728	36.8	1	29	323

of his converted PATs...**vs. Pittsburgh (Nov. 21):** Held for all three PATs and each of the two made field goals...**at Denver (Nov. 28):** Punted three times, recording a 45.3-yard average (41.0 net)...**at Cincinnati (Dec. 5):** Punted four times for 169 yards, registering a 42.3-yard average (36.0 net)...**vs. N.Y. Giants (Dec. 12):** Punted three times for 78 yards (26.0 avg.)...**vs. Kansas City (Dec. 16):** Punted once for 41 yards (41.0 avg.), which was returned eight yards...Also held on all four successful PATs...**at Denver (Dec. 26):** Did not punt in the game, but held for K Dustin Hopkins to connect on all three field goal tries, making a long of 50 yards...**vs. Denver (Jan. 2):** Punted three times, logging a 38.3-yard average with two punts landing inside of Denver's 20-yard line...Held for all four PATs and each of Dustin Hopkins' two successful field goal tries...**at Las Vegas (Jan. 9):** Registered a season-best 54.0-yard average on three punts in the season finale with a long boot of 56 yards, helping the Bolts control field position.

TY LONG NFL STATISTICS

Year	Team	GP	— Gross —			— Opponent —		Net Avg.	In 20	TB	FC	Block	
			No.	Yards	Avg.	Lg	Ret						Yards
2019	Los Angeles Chargers	16	48	2,256	47.0	60	33	252	40.9	17	2	8	0
2020	Los Angeles Chargers	16	57	2,669	46.8	63	37	564	34.1	12	3	8	3
2021	Los Angeles Chargers	17	46	2,091	45.5	69	29	323	36.8	11	2	5	1
NFL Totals		49	151	7,016	46.5	69	98	1,139	37.0	40	7	21	4

Year	Team	FG	— Field Goals —			XP	— PAT —			— Total —	
			FGA	Pct.	Lg		Blk	XPA	Pct.		Block
2019	Los Angeles Chargers	7	9	77.8	51	0	9	9	100.0	0	30
NFL Totals		7	9	77.8	51	0	9	9	100.0	0	30

Year	Team	— 0-19 Yards —			— 20-29 Yards —			— 30-39 Yards —			— 40-49 Yards —			— 50+ Yards —		
		FG	FGA	Pct.	FG	FGA	Pct.	FG	FGA	Pct.	FG	FGA	Pct.	FG	FGA	Pct.
2019	Los Angeles Chargers	0	0	—	0	0	—	2	3	66.7	4	5	80.0	1	1	100.0
NFL Totals		0	0	—	0	0	—	2	3	66.7	4	5	80.0	1	1	100.0



TREY MARSHALL ⚡ 36

DEFENSIVE BACK | FLORIDA STATE

6-0 | 207 lbs | LAKE CITY, FLA.

WAIVERS (DEN) — 2021

EXPERIENCE: 3RD NFL SEASON

1ST YEAR WITH CHARGERS

2021: Appeared in 14 games (one start) for the Bolts, primarily contributing on special teams...Totaled 17 tackles (five solo) defensively, including a season-high seven against the Chiefs in Week 15...**at Washington (Sept. 12):** Inactive (healthy scratch)...**vs. Dallas (Sept. 19):** Contributed on special teams, while seeing action on one defensive snap...**at Kansas City (Sept. 26):** Contributed on one snap defensively, while continuing to provide support on special teams...**vs. Las Vegas (Oct. 4):** Logged 15 special teams snaps...**vs. Cleveland (Oct. 10):** Inactive (healthy scratch)...**at Baltimore (Oct. 17):** Partnered with S Alohi Gilman for a tackle of Ravens TE Mark Andrews to close out the third quarter, his lone stop of the game...**vs. New England (Oct. 31):** On the opening kickoff of the second half, corralled Patriots WR Gunner Olszewski...**at Philadelphia (Nov. 7):** Contributed defensively on six snaps, while continuing to see significant action on special teams...**vs. Minnesota (Nov. 14):** Notched a season-high four tackles (two solo), all coming in pass coverage in the fourth quarter...**vs. Pittsburgh (Nov. 21):** Supplied one tackle in pass defense, while continuing to contribute on special teams...**at Denver (Nov. 28):** Logged one tackle in run support on the third-to-last play of the game...**at Cincinnati (Dec 5):** Supplied one solo stop defensively, while continuing to contribute on special teams...**vs. N.Y. Giants (Dec. 12):** In his first start as a member of the Bolts, saw action on 100 percent (69 plays) of the team's defensive snaps...Notched two tackles...**vs. Kansas City (Dec. 16):** Logged a season-high seven tackles (three solo), seeing significant action defensively...**vs. Denver (Jan. 2):** Returned to the lineup and added special teams support.

2020: Saw action in 12 contests for Denver, primarily contributing on special teams...Registered six tackles on special teams, matching his 2019 output in the kicking game.

2019: Appeared in all 16 games in his second season with the Broncos, starting the final two outings at SS...Amassed 19 tackles (13 solo), forcing one fumble and recovering another defensively...Added a recovered fumble on special teams, providing support on punt coverage... Logged six special teams tackles, a career-best...**at Green Bay (Sept. 22):** Recorded two stops (one solo) against the Packers...**vs. Jacksonville (Sept. 29):** While providing support on punt return, displayed alertness by landing on a Broncos fumble, ensuring that Denver retains possession...**vs. Detroit (Dec. 22):** In his first career start, led the Broncos with nine tackles (five solo) in a winning effort...**vs. Oakland (Dec. 29):** Closed out the season with seven tackles in a divisional win over the Raiders, totaling a career-high six solo stops...On third-and-five in the second quarter, forced the ball away from Raiders WR Marcell Ateman, corralled the ball, then returned the takeaway 12 yards for his first career defensive forced fumble and fumble recovery, leading to a Broncos touchdown on the ensuing possession.

2021, LOS ANGELES CHARGERS

Date	Opp.	Res.	Games P/S	Tackles					Interceptions				Fumbles				
				Tot	So	As	Sk	Yd TFL	No.	Yd	Lg	TD	PD	FF	FR		
09/12	at Was	W	0/0	— Inactive —													
09/19	Dal	L	1/0	0	0	0	0.0	0	0	0	0	0	—	0	0	0	0
09/26	at KC	W	1/0	0	0	0	0.0	0	0	0	0	0	—	0	0	0	0
10/04	LV	W	1/0	0	0	0	0.0	0	0	0	0	0	—	0	0	0	0
10/10	Cle	W	0/0	— Inactive —													
10/17	at Bal	L	1/0	1	0	1	0.0	0	0	0	0	0	—	0	0	0	0
10/31	NE	L	1/0	0	0	0	0.0	0	0	0	0	0	—	0	0	0	0
11/07	at Phi	W	1/0	0	0	0	0.0	0	0	0	0	0	—	0	0	0	0
11/14	Min	L	1/0	4	2	2	0.0	0	0	0	0	0	—	0	0	0	0
11/21	Pit	W	1/0	1	0	1	0.0	0	0	0	0	0	—	0	0	0	0
11/28	at Den	L	1/0	1	0	1	0.0	0	0	0	0	0	—	0	0	0	0
12/05	at Cin	W	1/0	1	0	1	0.0	0	0	0	0	0	—	0	0	0	0
12/12	NYG	W	1/1	2	0	2	0.0	0	0	0	0	0	—	0	0	0	0
12/16	KC	L (OT)	1/0	7	3	4	0.0	0	0	0	0	0	—	0	0	0	0
12/26	at Hou	L	0/0	— Reserve/COVID-19 —													
01/02	Den	W	1/0	0	0	0	0.0	0	0	0	0	0	—	0	0	0	0
01/09	at LV	L (OT)	1/0	0	0	0	0.0	0	0	0	0	0	—	0	0	0	0
'21 TOTALS			9-8	14/1	17	5	12	0.0	0	0	0	0	—	0	0	0	0

2019: In his first NFL season, logged two game appearances... After signing with Denver as an undrafted free agent following the 2018 NFL Draft, spent the first 14 weeks of the regular season on the practice squad, before being activated prior to Denver's Week 15 loss to Cleveland...**vs. Cleveland (Dec. 15):** Made NFL debut.

COLLEGE: Started 24 out of 28 career game appearances at Florida State (2014-17)...Over four seasons, totaled 135 tackles (81 solo), six passes defended and one sack...Received the starting nod in 11 out of 12 outings as a junior in 2016, ranking third on the Seminoles with 58 tackles (40 solo)...Against No. 3 Clemson, led Florida State with 11 tackles...Started seven of nine outings as a senior in 2017, logging 44 stops (21 solo) and one pass defended... Started six games as a sophomore in 2015 before missing the remainder of the season due to injury, earning the Atlantic Coast Conference's Defensive Back of the Week recognition following an 11-tackle performance against Wake Forest...Appeared in 11 games as a true freshman in 2014, contributing on defense and on special teams.

CAREER TRANSACTIONS

- 2018** Signed by Denver Broncos as undrafted free agent, May 1...Waived by Broncos, Sept. 1...Signed by Broncos to practice squad, Sept. 2...Signed to active roster, Dec. 11.
- 2020** Re-signed by Broncos as exclusive rights free agent, April 17.
- 2021** Re-signed by Broncos as exclusive rights free agent, May 18...Waived by Broncos, Aug. 31...Claimed off waivers from Denver, Sept. 1.

PERSONAL: Given name Trey Marshall...Born in Lake City, Fla. ...
High School: Attended Columbia High School in Lake City, Fla. ... Earned first-team all-state honors as a junior in 2012...Despite missing part of the 2013 season due to injury, returned to the lineup and helped Columbia reach the Florida Class 6A Regional Semifinals.

TREY MARSHALL NFL STATISTICS

Year	Team	GP	GS	— Tackles —					— Interceptions —					— Fumbles —			ST Tackles		
				Total	Solo	Asst	Sacks	Yds	TFL	No.	Yds	Lg	TD	PD	FF	FR		Yds	
2018	Denver.....	2	0	0	0	0	0.0	0	0	0	0	—	0	0	0	0	0	0	0
2019	Denver.....	16	2	19	13	6	0.0	0	0	0	0	—	0	0	1	2	0	0	6
2020	Denver.....	12	0	0	0	0	0.0	0	0	0	0	—	0	0	0	0	0	0	6
2021	Los Angeles Chargers.....	14	1	17	5	12	0.0	0	0	0	0	—	0	0	0	0	0	0	2
NFL Totals.....		44	3	36	18	18	0.0	0	0	0	0	—	0	0	1	2	0	0	14



TRE' MCKITTY ⚡ 88

TIGHT END | GEORGIA

6-4 | 246 lbs | WESLEY CHAPEL, FLA.

DRAFT 3b — 2021

EXPERIENCE: ROOKIE

2021: Started four of 11 appearances at TE, hauling in four catches for 45 yards (7.5 avg.) with a long grab of 12 yards...Inactive (healthy scratch) each of the first six games...**at Washington (Sept. 12):** Inactive (healthy scratch)...**vs. New England (Oct. 31):** In his NFL debut, saw action on 11 offensive snaps, contributing primarily as an extra tight end in run blocking situations...**at Philadelphia (Nov. 7):** Saw action on six snaps offensively as an extra tight end...**vs. Minnesota (Nov. 14):** Started at TE and saw action on a season-best 19 offensive snaps...**vs. Pittsburgh (Nov. 21):** Secured one catch for seven yards (7.0 avg.) on second down to log his first career catch...**at Denver (Nov. 28):** Started at TE and saw action on 21 offensive snaps, while continuing to contribute significantly on special teams...**at Cincinnati (Dec. 5):** Continued to contribute on offense and in the kicking game...**vs. N.Y. Giants (Dec. 12):** Saw significant action on offense, while continuing to contribute on special teams...**vs. Kansas City (Dec. 16):** Totaled one catch for four yards on a second-and-10 in the opening quarter...Finished the game with one reception for four yards (4.0 avg.)...**at Houston (Dec. 16):** On at critical third-and-four in the third quarter, took a short pass to the right past the first-down marker for a 14-yard gain, helping set up a K Dustin

2021, LOS ANGELES CHARGERS															
Date	Opp.	Res.	Games		Receiving				Rushing				Scrim Yds		
			P/S	No.	Yds	Avg.	Lg	TD	Att	Yds	Avg.	Lg		TD	
09/12	at Was	W	0/0		—	Inactive	—								
09/19	Dal	L	0/0		—	Inactive	—								
09/26	at KC	W	0/0		—	Inactive	—								
10/04	LV	W	0/0		—	Inactive	—								
10/10	Cle	W	0/0		—	Inactive	—								
10/17	at Bal	L	0/0		—	Inactive	—								
10/31	NE	L	1/0	0	0	0.0	0	0	0	0	—	—	0	0	
11/07	at Phi	W	1/0	0	0	0.0	0	0	0	0	—	—	0	0	
11/14	Min	L	1/1	0	0	0.0	0	0	0	0	—	—	0	0	
11/21	Pit	W	1/0	1	7	7.0	7	0	0	0	—	—	0	7	
11/28	at Den	L	1/1	0	0	0.0	0	0	0	0	—	—	0	0	
12/05	at Cin	W	1/0	0	0	0.0	0	0	0	0	—	—	0	0	
12/12	NYG	W	1/0	0	0	0.0	0	0	0	0	—	—	0	0	
12/16	KC	L (OT)	1/0	1	4	4.0	4	0	0	0	—	—	0	4	
12/26	at Hou	L	1/0	1	12	12.0	12	0	0	0	—	—	0	12	
01/02	Den	W	1/1	3	22	7.3	8	0	0	0	—	—	0	22	
01/09	at LV	L (OT)	1/1	0	0	0.0	0	0	0	0	—	—	0	0	
'21 TOTALS			9-8	11/4	6	45	7.5	12	0	0	0	—	—	0	45

Hopkins 35-yard field goal...**vs. Denver (Jan. 2):** Started at TE and posted a career day, logging three catches for 22 yards (7.3 avg.) with a long catch of eight yards...**at Las Vegas (Jan. 9):** Logged one target offensively in the season finale, while also adding one tackle on punt coverage, the first of his career.

TRE' MCKITTY NFL STATISTICS

Year	Team	GP	GS	No.	— Receiving —				Att	— Rushing —				— Scrimmage — Yards
					Yds	Avg.	Lg	TD		Yds	Avg.	Lg	TD	
2021	Los Angeles Chargers	11	4	6	45	7.5	12	0	0	0	—	—	0	45
NFL Totals		11	4	6	45	7.5	12	0	0	0	—	—	0	45



FORREST MERRILL ⚡ 91

DEFENSIVE LINE | ARKANSAS STATE

6-0 | 322 lbs | WILLARD, MO.

FREE AGENT — 2021

EXPERIENCE: ROOKIE

2021: Totaled four tackles (two solo) in run support, appearing in four games as a rookie...Started the season on the team's practice squad before signing to the active roster prior to Week 4...Secured one solo stop in his NFL debut, contributing in run support...**vs. Las Vegas (Oct. 4):** In his first NFL game, secured one solo stop... In the fourth quarter, halted RB Josh Jacobs after a two-yard gain on second down to force a third-and-three...**vs. Cleveland (Oct. 10):** Notched two tackles (one solo) in the winning effort over the Browns...Secured a solo tackle in run support on a critical second-and-two prior to the end of the first half, stopping RB Nick Chubb after a short game to force a third-and-nine...**at Baltimore (Oct. 17):** Inactive (healthy scratch)...**vs. Pittsburgh (Nov. 21):** Added support defensively in heavy sub-packages...**at Houston (Dec. 26):** Partnered with OLB Uchenna Nwosu to halt a RB Royce Freeman rush after a one-yard gain.

2021, LOS ANGELES CHARGERS

Date	Opp.	Res.	Games P/S	Tackles						Interceptions					Fumbles		
				Tot	So	As	Sk	Yd	TFL	No.	Yd	Lg	TD	PD	FF	FR	
09/12	at Was	W	0/0	— Practice Squad —													
09/19	Dal	L	0/0	— Practice Squad —													
09/26	at KC	W	0/0	— Practice Squad —													
10/04	LV	W	1/0	1	1	0	0.0	0	0	0	0	0	—	0	0	0	0
10/10	Cle	W	1/0	2	1	1	0.0	0	0	0	0	0	—	0	0	0	0
10/17	at Bal	L	0/0	— Inactive —													
10/31	NE	L	0/0	— Not with Chargers —													
11/7	at Phi	W	0/0	— Practice Squad —													
11/14	Min	L	0/0	— Practice Squad —													
11/21	Pit	W	1/0	0	0	0	0.0	0	0	0	0	0	—	0	0	0	0
11/28	at Den	L	0/0	— Practice Squad —													
12/05	at Cin	W	0/0	— Practice Squad —													
12/12	NYG	W	0/0	— Practice Squad —													
12/16	KC	L (OT)	0/0	— Practice Squad —													
12/26	at Hou	L	1/0	1	0	1	0.0	0	0	0	0	0	—	0	0	0	0
01/02	NYG	W	0/0	— Practice Squad —													
01/09	at LV	L (OT)	0/0	— Practice Squad —													
'21 TOTALS			9-8	4/0	4	2	2	0.0	0	0	0	0	—	0	0	0	0

FORREST MERRILL NFL STATISTICS

Year	Team	GP	GS	— Tackles —						— Interceptions —					— Fumbles —			ST Tackles	
				Total	Solo	Asst	Sacks	Yds	TFL	No.	Yds	Lg	TD	PD	FF	FR	Yds		
2021	Los Angeles Chargers	4	0	4	2	2	0.0	0	0	0	0	0	—	0	0	0	0	0	0
NFL Totals		4	0	4	2	2	0.0	0	0	0	0	0	—	0	0	0	0	0	0



KENNETH MURRAY JR. ⚡ 9

LINEBACKER | OKLAHOMA

6-2 | 241 lbs | HOUSTON, TEXAS

DRAFT 1b — 2020

EXPERIENCE: 2ND NFL SEASON

2ND YEAR WITH CHARGERS

2021: Appeared in 11 games (starting six), totaling 31 tackles (17 solo), two of which registered as tackles for loss...Opened the season by pacing the defense with nine tackles (five solo) in a winning effort over Washington...Placed on Reserve/Injured (ankle) prior to Week 4, missing five games under the designation...**at Washington (Sept. 12):** Secured a team-high nine tackles (five solo) starting at LB in the center of the Bolts defense...Helped anchor a defensive unit that held Washington to just 133 yards passing...**vs. Dallas (Sept. 19):** Secured eight tackles (five solo) in the home opener...On Dallas' second series of the fourth quarter, dropped Cowboys RB Ezekiel Elliott for a loss of one yard to register his first tackle for loss of the season...**at Kansas City (Sept. 26):** Started at LB, notching three tackles (two solo)...Helped anchor a defensive unit that held Chiefs QB Patrick Mahomes to 5.9 yards per attempt, the third-lowest output of his career, as the unit forced four Chiefs turnovers, the most takeaways by the Bolts in a single game since 2018 (Week 17)...**vs. Minnesota (Nov. 14):** In his first game back from injury, secured four tackles (three solo), including a tackle for loss of four yards on a screen to WR Justin Jefferson...**vs. Pittsburgh (Nov. 21):** Saw action on 15 defensive snaps...**at Denver (Nov. 28):** Logged one solo stop in pass coverage...**at Cincinnati (Dec. 5):** Continued to provide support defensively...**vs. N.Y. Giants (Dec. 12):** Contributed as both a coverage linebacker and an edge rusher in the win over

2021, LOS ANGELES CHARGERS

Date	Opp.	Res.	Games P/S	Tackles						Interceptions				Fumbles				
				Tot	So	As	Sk	Yd	TFL	No.	Yd	Lg	TD	PD	FF	FR		
09/12	at Was	W	1/1	9	5	4	0.0	0	0	0	0	0	0	0	0	0	0	
09/19	Dal	L	1/1	7	5	2	0.0	0	1	0	0	0	0	0	0	0	0	
09/26	at KC	W	1/1	3	2	1	0.0	0	0	0	0	0	0	0	0	0	0	
10/04	LV	W	0/0	— Reserve/Injured —														
10/10	Cle	W	0/0	— Reserve/Injured —														
10/17	at Bal	L	0/0	— Reserve/Injured —														
10/17	NE	L	0/0	— Reserve/Injured —														
11/7	at Phi	W	0/0	— Reserve/Injured —														
11/14	Min	L	1/1	4	3	1	0.0	0	1	0	0	0	0	0	0	0	0	
11/21	Pit	W	1/1	0	0	0	0.0	0	0	0	0	0	0	0	0	0	0	
11/28	at Den	L	1/0	1	1	0	0.0	0	0	0	0	0	0	0	0	0	0	
12/05	at Cin	W	1/0	0	0	0	0.0	0	0	0	0	0	0	0	0	0	0	
12/12	NYG	W	1/0	0	0	0	0.0	0	0	0	0	0	0	0	0	0	0	
12/16	KC	L (OT)	1/0	0	0	0	0.0	0	0	0	0	0	0	0	0	0	0	
12/26	at Hou	L	1/1	2	0	2	0.0	0	0	0	0	0	0	0	0	0	0	
01/02	at Den	W	0/0	— Reserve/COVID-19 —														
01/09	at LV	L (OT)	1/0	5	2	3	0.0	0	0	0	0	0	0	0	0	0	0	
'21 TOTALS				9-8	11/6	31	17	14	0.0	0	2	0	0	0	0	0	0	0

New York...**vs. Kansas City (Dec. 16):** Saw action as an edge rusher in pass-rush support...**at Houston (Dec. 26):** Saw action on two tackles...**at Las Vegas (Jan. 9):** Finished the season slate with five tackles (two solo).

KENNETH MURRAY JR. NFL STATISTICS

Year	Team	GP	GS	— Tackles —				Yds	TFL	— Interceptions —					— Fumbles —			ST Tackles	
				Total	Solo	Asst	Sacks			No.	Yds	Lg	TD	PD	FF	FR	Yds		
2020	Los Angeles Chargers	16	16	107	68	39	1.0	4	5	0	0	—	0	3	0	0	0	0	0
2021	Los Angeles Chargers	11	6	31	17	14	0.0	0	2	0	0	—	0	0	0	0	0	0	0
NFL Totals		27	22	138	85	53	1.0	4	7	0	0	—	0	3	0	0	0	0	0



GABE NABERS ⚡ 40

FULLBACK | FLORIDA STATE

6-3 | 235 lbs | HAHIRA, GA.

FREE AGENT — 2020

EXPERIENCE: 2ND NFL SEASON

2ND YEAR WITH CHARGERS

2021: Appeared in 10 games (one start), contributing on offense and aiding the special teams coverage units...Recorded a career-high two receptions for 11 yards (5.5 avg.) in the Week 3 win at Kansas City...**at Washington (Sept. 12):** Saw action on offense and on special teams...On fourth-and-one in the second quarter, plunged forward for a two-yard gain and fresh set of downs for the Chargers offense, leading to an eventual Week 1 Bolts win...**vs. Dallas (Sept. 19):** Continued to provide support offensively and on special teams...**at Kansas City (Sept. 26):** Hauled in two catches for 11 yards (5.5 avg.) with a long of eight yards...Helped Justin Herbert orchestrate his second come-from-behind fourth-quarter victory behind a four-TD effort...**vs. Las Vegas (Oct. 4):** Provided support on special teams and as a blocking back offensively, bringing down Raiders RB Kenyan Drake on kickoff coverage in the second quarter...**vs. Cleveland (Oct. 10):** Saw action on two offensive snaps while continuing to contribute on special teams...**at Baltimore (Oct. 17):** In his first start of the season at FB, hauled in one catch for six yards...**vs. New England (Oct. 31):** Inactive (healthy scratch)...**vs. N.Y. Giants (Dec. 12):** Returned to the lineup and added support on special teams, while closing out the game with action on offense...**vs. Kansas City (Dec. 16):** Rushed for a four-yard gain on his long attempt, finishing the day with one carry for four yards (4.0 avg.), while also contributing on special teams...**at Houston (Dec. 26):** Continued to provide support on special teams...**vs. Denver (Jan. 2):** Rushed once for two yards, while continuing to add support on special teams...**at Las Vegas (Jan. 9):** Inactive (healthy scratch).

2021, LOS ANGELES CHARGERS

Date	Opp.	Res.	Games P/S	Rushing				Receiving				Scrim Yds			
				Att	Yds	Avg.	Lg	TD	No.	Yds	Avg.		Lg	TD	
09/12	at Was	W	1/0	1	2	2.0	2	0	0	0	—	—	0	2	
09/19	Dal	L	1/0	0	0	—	—	0	0	0	—	—	0	0	
09/26	at KC	W	1/0	0	0	—	—	0	2	11	5.5	8	0	11	
10/04	LV	W	1/0	0	0	—	—	0	0	0	—	—	0	0	
10/10	Cle	W	1/0	0	0	—	—	0	0	0	—	—	0	0	
10/17	at Bal	L	1/1	0	0	—	—	0	1	6	6.0	6	0	6	
10/31	NE	L	0/0	—	—	—	—	—	—	—	—	—	—	—	
11/7	at Phi	W	0/0	—	—	—	—	—	—	—	—	—	—	—	
11/14	Min	L	0/0	—	—	—	—	—	—	—	—	—	—	—	
11/21	Pit	W	0/0	—	—	—	—	—	—	—	—	—	—	—	
11/28	at Den	L	0/0	—	—	—	—	—	—	—	—	—	—	—	
12/05	at Cin	W	0/0	—	—	—	—	—	—	—	—	—	—	—	
12/12	NYG	W	1/0	0	0	—	—	0	0	0	—	—	0	0	
12/16	KC	L (OT)	1/0	1	4	4.0	4	0	0	0	—	—	0	4	
12/26	at Hou	L	1/0	0	0	—	—	0	0	0	—	—	0	0	
01/02	Den	W	1/0	1	2	2.0	2	0	0	0	—	—	0	2	
01/09	at LV	L (OT)	0/0	—	—	—	—	—	—	—	—	—	—	—	
'21 TOTALS			9-8	10/1	3	8	2.7	4	0	3	17	5.7	8	0	25

GABE NABERS NFL STATISTICS

Year	Team	GP	GS	— Rushing —					— Receiving —					— Scrimmage —
				Att	Yds	Avg.	Lg	TD	No.	Yds	Avg.	Lg	TD	Yards
2020	Los Angeles Chargers	16	5	2	7	3.5	4	0	5	25	5.0	9	2	32
2021	Los Angeles Chargers	10	1	3	8	2.7	4	0	3	17	5.7	8	0	25
NFL Totals		26	6	5	15	3.0	4	0	8	42	5.3	9	2	57



NICK NIEMANN ⚡ 31

LINEBACKER | IOWA

6-3 | 244 lbs | SYCAMORE, ILL.

DRAFT 6a — 2021

EXPERIENCE: ROOKIE

2021: Led all NFL rookies with a team-best 14 special teams stops, ranking tied for fifth in the NFL and tied for third in the AFC, in 17 appearances this season...Registered the most special teams tackles by a Charger since 2019 and the most by a Bolts rookie since 2017...Added eight tackles (five solo) defenisively, along with an interception to close out the Week 14 win against the Giants... **Awards:** *Professional Football Writers of America* All-Rookie (Special Teamer)...*Pro Football Journal* First-Team All-Rookie (Special Teamer)...**at Washington (Sept. 12):** Logged 16 special teams plays in his NFL debut, securing a tackle on kickoff coverage...**at Dallas (Sept. 19):** Secured his second special teams tackle, logging the stop on the game's opening kickoff...**at Kansas City (Sept. 26):** Continued to contribute on special teams...**vs. Las Vegas (Oct. 4):** Matched a game-high with two special teams tackles, one occuring on punt coverage and the other as a member of the kickoff cover unit...Saw action on 21 special teams snaps, the second-most by a Charger in the *MNF* divisional win...**vs. Cleveland (Oct. 10):** Saw action on a team-high 27 special teams snaps...**vs. Baltimore (Oct. 17):** Registered four tackles (two solo) in his first defensive action, while continuing to add support on special teams...On a first-and-10 in the fourth quarter, partnered with DL Linval Joseph to corral Ravens RB Le'Veon Bell after a short gain, leading to an eventual Chargers interception two plays later...**vs. New England (Oct. 31):** Appeared on a team-best 26 special teams snaps, corralling WR Gunner Olszewski to advance to his team-best seven special teams tackles on the season...**at Philadelphia (Nov. 7):** Secured a tackle on kickoff coverage, increasing his team-best special teams tackles mark to eight on the season...Paced the team with 18 special teams snaps contributed to...**vs. Minnesota (Nov. 14):** Contributed on a team-high 24 special teams snaps, adding a tackle on kickoff coverage...**vs. Pittsburgh (Nov. 21):** Saw action on a team-best 26 special teams snaps...**at Denver (Nov. 28):** Added a tackle on kickoff coverage to reach a team-best 10 special teams stops

2021, LOS ANGELES CHARGERS

Date	Opp.	Res.	Games		Tackles					Interceptions					Fumbles		
			P/S	P/S	Tot	So	As	Sk	Yd	TFL	No.	Yd	Lg	TD	PD	FF	FR
09/12	at Was	W	1/0		0	0	0	0.0	0	0	0	0	0	0	0	0	0
09/19	Dal	L	1/0		0	0	0	0.0	0	0	0	0	0	0	0	0	0
09/26	at KC	W	1/0		0	0	0	0.0	0	0	0	0	0	0	0	0	0
10/04	LV	W	1/0		0	0	0	0.0	0	0	0	0	0	0	0	0	0
10/10	Cle	W	1/0		0	0	0	0.0	0	0	0	0	0	0	0	0	0
10/17	at Bal	L	1/0		4	2	2	0.0	0	0	0	0	0	0	0	0	0
10/31	NE	L	1/0		0	0	0	0.0	0	0	0	0	0	0	0	0	0
11/07	at Phi	W	1/0		0	0	0	0.0	0	0	0	0	0	0	0	0	0
11/14	Min	L	1/0		0	0	0	0.0	0	0	0	0	0	0	0	0	0
11/21	Pit	W	1/0		0	0	0	0.0	0	0	0	0	0	0	0	0	0
11/28	at Den	L	1/0		0	0	0	0.0	0	0	0	0	0	0	0	0	0
12/05	at Cin	W	1/0		1	1	0	0.0	0	0	0	0	0	0	0	0	0
12/12	NYG	W	1/0		1	1	0	0.0	0	0	1	0	0	0	0	0	0
12/16	KC	L (OT)	1/0		0	0	0	0.0	0	0	0	0	0	0	0	0	0
12/26	at Hou	L	1/0		0	0	0	0.0	0	0	0	0	0	0	0	0	0
01/02	Den	W	1/0		2	1	1	0.0	0	0	0	0	0	0	0	0	0
01/09	at LV	L (OT)	1/0		0	0	0	0.0	0	0	0	0	0	0	0	0	0
*21 TOTALS			9-8	17/0	8	5	3	0.0	0	0	1	0	0	0	0	0	0

this season...**at Cincinnati (Dec. 5):** Corralled RB Samaje Perine on the second-to-last play from scrimmage, registering his first defensive tackle since Week 6...Added a stop on kickoff coverage to register a team-best 11 special teams tackles...**vs. N.Y. Giants (Dec. 12):** Closed out the game on defense with his first career interception, picking off QB Mike Glennon...Paced the team with 21 special teams plays contributed to...**vs. Kansas City (Dec. 16):** Appeared on a team-high 18 special teams snaps, securing his team-leading 12th special teams tackle of the season, doing so on punt coverage...**at Houston (Dec. 26):** Saw defensive action towards the end of the game, while continuing to contribute in the kicking game...**vs. Denver (Jan. 2):** Logged two tackles (one solo in pass coverage), while pacing the Chargers with 19 snaps contributed on special teams...**at Las Vegas (Jan. 9):** Posted two special teams tackles on punt coverage in the season finale.

NICK NIEMANN NFL STATISTICS

Year	Team	GP	GS	— Tackles —				Yds	TFL	— Interceptions —					— Fumbles —			ST Tackles	
				Total	Solo	Asst	Sacks			No.	Yds	Lg	TD	PD	FF	FR	Yds		
2021	Los Angeles Chargers	17	0	8	5	3	0.0	0	0	1	0	0	0	0	0	0	0	0	14
NFL Totals		17	0	8	5	3	0.0	0	0	1	0	0	0	0	0	0	0	0	14



STORM NORTON ⚡ 74

TACKLE | TOLEDO

6-7 | 317 lbs | TOLEDO, OHIO

FREE AGENT — 2020

EXPERIENCE: 2ND NFL SEASON

2ND YEAR WITH CHARGERS

2021: After appearing in relief of T Bryan Bulaga in the second half of the season opener, started 15 of the following 16 appearances at RT...**at Washington (Sept. 12):** Stepped in at RT for the second half and did not allow a sack of QB Justin Herbert, who went on to record his ninth-career 300-yard performance as the Bolts started the season 1-0...Also contributed on field goal protection...**vs. Dallas (Sept. 19):** In his first start of the season, started at RT and helped protect Justin Herbert totaled 338 yards passing to secure his 10th career 300-yard performance, tying the NFL record for most outings of the like through a player's first two seasons...**at Kansas City (Sept. 26):** Started at RT, helping secure the Bolts' second road win, and first AFC West Division victory, of the 2021 slate...Kept Justin Herbert clean as the signal-caller orchestrated his second come-from-behind fourth-quarter victory behind a four-TD effort...**vs. Las Vegas (Oct. 4):** Started at RT and did not miss an offensive snap, keeping Justin Herbert clean as the signal-caller registered three first-half passing touchdowns, as his seven passing scores on *Monday Night Football* are tied for the second-most by any player through their first two starts on *MON* in league history...**vs. Cleveland (Oct. 10):** Helped protect Justin Herbert as the second-year signal-caller threw for a career-high 398 passing yards, along with four passing scores and a rushing touchdown...Herbert secured his 11th career 300-yard outing, the most by any QB in their first two seasons in NFL history...**at Baltimore (Oct. 17):** Protected Justin Herbert as he became the second-fastest player in NFL history to eclipse 6,000 (21 games)...**vs. New England (Oct. 17):** Helped an offensive front that propelled the run game to total 122 yards on the ground in the first half, the fourth-most by a Chargers offense in the opening half over the last decade...**at Philadelphia (Nov. 7):** Protected Justin Herbert as the signal-caller secured his sixth career outing with with multiple passing touchdowns and a rushing score, registering a career-best 84.2 completion percentage in the road win at Philadelphia...**vs. Minnesota (Nov. 14):** Helped protect Justin Herbert who accounted for his 50th career passing touchdown, becoming one

STORM NORTON NFL GAMES

Year	Team	GP	GS
2018	Minnesota	1	0
2020	Los Angeles Chargers	6	3
2021	Los Angeles Chargers	17	15
NFL Totals		24	18

of four QBs in league history to do so within their first 25 career games...**vs. Pittsburgh (Nov. 21):** Supported Justin Herbert as the signal-caller became the first QB in NFL history to throw for 350 yards and rush for 90 yards in a single game, as RB Austin Ekeler totaled a career-high four scrimmage touchdowns...**at Denver (Nov. 28):** Added support along the offensive front...**at Cincinnati (Dec. 5):** Provided protection as Justin Herbert recorded his 15th career 300-yard outing and 11th three-touchdown performance, while reaching 700 career completions faster than any player in NFL history (27 games)...**vs. N.Y. Giants (Dec. 12):** Protected Justin Herbert as he threw for three touchdowns, becoming the first player in NFL history to toss at least 30 touchdowns in each of their first two seasons in NFL history...**vs. Kansas City (Dec. 16):** Contributed a unit that did not allow a sack, marking the first occurrence since Week 9 and just the second occasion this season...**at Houston (Dec. 26):** Blocked for RB Justin Jackson as the versatile back totaled 162 yards from scrimmage, the most by a Chargers back since 2019...**vs. Denver (Jan. 2):** Kept Justin Herbert clean as the offensive line did not allow a sack for the third time this season, as Herbert tossed two touchdowns to break the franchise's single-season passing touchdown mark...**at Las Vegas (Jan. 9):** In the season finale, helped RB Austin Ekeler reach a league-high 20 touchdowns from scrimmage on the season, as Justin Herbert totaled three passing touchdowns to set the NFL record for most passing touchdowns (69) and total touchdowns (77) by any player in their first two seasons in pro football history.



UCHENNA NWOSU ⚡ 42

OUTSIDE LINEBACKER | SOUTHERN CALIFORNIA

6-2 | 251 lbs | CARSON, CALIF.

DRAFT 2 — 2018

EXPERIENCE: 4TH NFL SEASON

4TH YEAR WITH CHARGERS

2021: Set a career-high with 40 tackles (24 solo), five sacks, eight tackles for loss, four passes defensed, two forced fumbles and one fumble recovery, while registering 17 quarterback hits on pass-rushing downs...In the season finale at Las Vegas, posted four tackles for loss, the most by a Chargers defeder since OLB Joey Bosa's six at Buffalo in 2020...Dropped QB Joe Burrow twice in the Week 13 win at Cincinnati, forcing a fumble on his first sack and recovering his own said forced fumble...Secured his first sack of the season in Week 6...Forced Steelers QB Ben Roethlisberger to fumble on a sack in the Week 11 win against Pittsburgh on *Sunday Night Football*...On *Thursday Night Football*, deflected a Chiefs QB Patrick Mahomes pass attempt, then proceeded to intercept the deflection to secure his first career interception...**at Washington (Sept. 12):** Secured one solo stop while also providing two quarterback hits...Logged his solo tackle in run support towards the end of the first quarter...Helped the defensive unit contain Washington's passing game, limiting Washington to just 133 net passing yards...**vs. Dallas (Sept. 19):** Secured two tackles in the home opener...**at Kansas City (Sept. 26):** Ran down Chiefs QB Patrick Mahomes on a scramble to secure his lone stop of the game...Helped anchor a defensive unit that held Patrick Mahomes to 5.9 yards per attempt, the third-lowest output of his career, as the unit forced four Chiefs turnovers, the most takeaways by the Bolts in a single game since 2018 (Week 17)...**vs. Las Vegas (Oct. 4):** Partnered with LB Drue Tranquill to drop RB Josh Jacobs for a short gain on second-and-eight in the opening quarter...Added a quarterback his in pass rush...**vs. Cleveland (Oct. 10):** Aided on one stop defensively...Partnered with DL Jerry Tillery to halt TE David Njoku for a gain of just on yard after a short pass across the middle on first down...**at Baltimore (Oct. 17):** Brought down Ravens QB Lamar Jackson for a loss of eight yards on third-and-19 late in the second quarter for his first sack of the season...Finished the game with five tackles (three solo)...**vs. New England (Oct. 31):** Provided one quarterback hit on QB Mac Jones, along with an assisted tackle on a run stop of RB Damien Harris...**at Philadelphia (Nov. 7):** Notched two tackles...Partnered with LB Kyzir White to drop WR Jalen Reagor for a loss of six yards on a screen...**vs. Minnesota (Nov. 14):** Secured a career-high two tackles for loss, knocking down QB Kirk Cousins twice to register two quarterback

Date	Opp.	Res.	Games P/S	Tackles					Interceptions					Fumbles			
				Tot	So	As	Sk	Yd	TFL	No.	Yd	Lg	TD	PD	FF	FR	
09/12	at Was	W	1/0	1	1	0	0	0	0	0	0	0	0	0	0	0	0
09/19	Dal	L	1/1	2	0	2	0	0	0	0	0	0	0	0	0	0	0
09/26	at KC	W	1/1	1	0	1	0	0	0	0	0	0	0	0	0	0	0
10/04	LV	W	1/1	1	1	0	0	0	0	0	0	0	0	0	0	0	0
10/10	Cle	W	1/1	1	0	1	0	0	0	0	0	0	0	0	0	0	0
10/17	at Bal	L	1/1	5	3	2	1	0	8	1	0	0	0	0	0	0	0
10/31	NE	L	1/1	1	0	1	0	0	0	0	0	0	0	0	0	0	0
11/07	at Phi	W	1/1	2	0	2	0	0	0	0	0	0	0	0	0	0	0
11/14	Min	L	1/1	2	2	0	0	0	2	0	0	0	0	0	0	0	0
11/21	Pit	W	1/1	2	2	0	1	0	9	0	0	0	0	0	0	1	0
11/28	at Den	L	1/1	3	1	2	0	0	0	0	0	0	0	0	1	0	0
12/05	at Cin	W	1/1	2	2	0	2	0	11	1	0	0	0	0	0	1	1
12/12	NYG	W	1/1	1	1	0	0	0	0	0	0	0	0	0	0	0	0
12/16	KC	L (OT)	1/1	1	0	1	0	0	0	1	2	2	0	2	0	0	0
12/26	at Hou	L	1/1	3	3	0	0	0	0	0	0	0	0	0	0	0	0
01/02	Den	W	1/0	5	1	4	0	0	0	0	0	0	0	0	0	0	0
01/09	at LV	L (OT)	1/1	7	6	1	1	0	8	4	0	0	0	0	1	0	0
'21 TOTALS	9-8	17/15		40	24	16	5.0	36	8	1	2	2	0	4	2	1	

hits...**vs. Pittsburgh (Nov. 21):** Midway through the fourth quarter, brought down QB Ben Roethlisberger and forced a fumble to secure his first sack fumble of the season...Finished the game with two solo stops...**at Denver (Nov. 28):** Logged two tackles (one solo), along with one pass defensed...On second-and-eight on the game's opening drive, forced an incomplection on a pass attempt to TE Noah Fant, drawing an early third-and-long...**at Cincinnati (Dec. 5):** Put forth a career day, logging a career-high two sacks, including one sack fumble and fumble recovery...On Cincinnati's opening offensive drive, dropped QB Joe Burrow and jarred loose the football, then recovered his own sack-fumble to re-gain possession for the Chargers' offense...Finished the game with two solo stops...**vs. N.Y. Giants (Dec. 12):** Secured one tackle in run support, stopping RB Saquon Barkley...**vs. Kansas City (Dec. 16):** Tipped a QB Patrick Mahomes passed, then picked off his own pass deflection to secure his first career interception, leading to a Chargers touchdown on the ensuing possession...Added one tackle...**at Houston (Dec. 26):** Supplied three solo stops in run support...**vs. Denver (Jan. 2):** Totaled five tackles (one solo)...**at Las Vegas (Jan. 9):** Capped the season with a career-high four tackles for loss, the most by a Bolt in a single game this season... Added a season-high seven tackles (six solo) and a second-quarter sack of QB Derek Carr.

UCHENNA NWOSU NFL STATISTICS

Year	Team	GP	GS	-- Tackles --				Yds	TFL	-- Interceptions --					-- Fumbles --			ST Tackles		
				Total	Solo	Asst	Sacks			No.	Yds	Lg	TD	PD	FF	FR	Yds			
2018	Los Angeles Chargers	16	3	18	12	6	3.5	15.5	3	0	0	0	0	1	0	0	0	0	10	
2019	Los Angeles Chargers	16	3	27	21	6	2.0	18	5	0	0	0	0	1	1	0	0	0	4	
2020	Los Angeles Chargers	13	4	30	17	13	4.5	26	5	0	0	0	0	2	0	0	0	0	3	
2021	Los Angeles Chargers	17	15	40	24	16	5.0	36	8	1	2	2	0	4	2	1	0	0	0	
NFL Totals		62	25	115	74	41	15.0	95.5	21	1	2	2	0	8	3	1	0	0	17	
POSTSEASON		Year	Team	GP	GS	-- Tackles --				Yds	TFL	-- Interceptions --					-- Fumbles --			ST Tackles
						Total	Solo	Asst	Sacks			No.	Yds	Lg	TD	PD	FF	FR	Yds	
2018	Los Angeles Chargers	2	0	5	4	1	1.0	18	1	0	0	0	0	0	1	0	0	0	2	
Postseason Totals		2	0	5	4	1	1.0	18	1	0	0	0	0	0	1	0	0	0	2	



AMEN OGBONGBEMIGA ⚡ 57

LINEBACKER | OKLAHOMA STATE

6-0 | 231 lbs | CALGARY, ALBERTA, CANADA

FREE AGENT — 2021

EXPERIENCE: ROOKIE

2021: Started two of 15 game appearances as a rookie, totaling 21 tackles (13 solo), one sack and one tackle for loss defensively, while, serving as a primary contributor on special teams...Started at LB in the Week 6 loss to Baltimore, pacing the team with eight tackles (three solo)...Dropped Vikings QB Kirk Cousins for a loss of nine yards in Week 10 to register his first career sack...Secured his first career tackle on special teams in the Week 4 win over the division-rival Raiders on *Monday Night Football*...Made his NFL debut in Week 2 vs. Dallas, contributing on special teams...**at Washington (Sept. 12):** Inactive (healthy scratch)...**vs. Dallas (Sept. 19):** In his first career NFL game, saw significant action on special teams...**at Kansas City (Sept. 26):** Inactive (healthy scratch)...**vs. Las Vegas (Oct. 4):** Proved reliable in the kicking game, securing his first career tackle...On kickoff coverage in the first quarter, corralled RB Peyton Barber...**vs. Cleveland (Oct. 10):** Continued to contribute on special teams...**at Baltimore (Oct. 17):** In his first NFL start, matched a team-best with eight tackles (three solo)...**vs. New England (Oct. 31):** Contributed on a team-high 26 special teams plays...**at Philadelphia (Nov. 7):** Paced the team with 18 special teams snaps...**vs. Minnesota (Nov. 14):** Registered his first career sack, dropping QB Kirk Cousins for a loss of nine yards in the first quarter...Finished the game with two solo stops and two quarterback hits...**vs. Pittsburgh (Nov. 21):** Saw action on a team-high 26 special teams snaps...**at Denver (Nov. 28):** Added one tackle in run support on second-and-10 in the game's opening series, helping force a punt two plays later...**at Cincinnati (Dec. 5):** Contributed significantly on special teams, adding a tackle

2021, LOS ANGELES CHARGERS																		
Date	Opp.	Res.	Games		Tackles					Interceptions				Fumbles				
			P/S	Tot	So	As	Sk	Yd	TFL	No.	Yd	Lg	TD	PD	FF	FR		
09/12	at Was	W	0/0															
09/19	Dal	L	1/0	0	0	0	0.0	0	0	0	0	0	0	0	0	0	0	
09/26	at KC	W	0/0															
10/04	LV	W	1/0	0	0	0	0.0	0	0	0	0	0	0	0	0	0	0	
10/10	Cle	W	1/0	0	0	0	0.0	0	0	0	0	0	0	0	0	0	0	
10/17	at Bal	L	1/1	8	3	5	0.0	0	0	0	0	0	0	0	0	0	0	
10/31	NE	L	1/0	0	0	0	0.0	0	0	0	0	0	0	0	0	0	0	
11/07	at Phi	W	1/0	0	0	0	0.0	0	0	0	0	0	0	0	0	0	0	
11/14	Min	L	1/0	2	2	0	1.0	9	1	0	0	0	0	0	0	0	0	
11/21	Pit	W	1/0	0	0	0	0.0	0	0	0	0	0	0	0	0	0	0	
11/28	at Den	L	1/0	1	0	1	0.0	0	0	0	0	0	0	0	0	0	0	
12/05	at Cin	W	1/0	1	0	1	0.0	0	0	0	0	0	0	0	0	0	0	
12/12	NYG	W	1/0	4	3	1	0.0	0	0	0	0	0	0	0	0	0	0	
12/16	KC	L (OT)	1/0	0	0	0	0.0	0	0	0	0	0	0	0	0	0	0	
12/26	at Hou	L	1/0	4	4	0	0.0	0	0	0	0	0	0	0	0	0	0	
01/02	Den	W	1/1	1	1	0	0.0	0	0	0	0	0	0	0	0	0	0	
01/09	at LV	L (OT)	1/0	0	0	0	0.0	0	0	0	0	0	0	0	0	0	0	
'21 TOTALS				9-8	15/2	21	13	8	1.0	9	1	0	0	0	0	0	0	0

on kickoff coverage, before partnering with DB Trey Marshall to secure a defensive stop on the final play of the game...**vs. N.Y. Giants (Dec. 12):** Secured four solo tackles defensively, his most since Week 6, to go along with his team-best two special teams tackles...**vs. Kansas City (Dec. 16):** Contributed on 13 special teams snaps...at Houston (Dec. 26): After Drue Tranquill departed the game due to injury, filled in at LB and supplied five tackles (three solo)...Continued to contribute on special teams, as well...**vs. Denver (Jan. 2):** Started at LB and totaled one tackle on a run stop the first play from scrimmage of the second half...**at Las Vegas (Jan. 9):** Provided aid on special teams in the season finale.

AMEN OGBONGBEMIGA NFL STATISTICS

Year	Team	GP	GS	— Tackles —				Yds	TFL	— Interceptions —					— Fumbles —			ST Tackles	
				Total	Solo	Asst	Sacks			No.	Yds	Lg	TD	PD	FF	FR	Yds		
2021	Los Angeles Chargers	15	2	21	13	8	1.0	9	1	0	0	—	0	0	0	0	0	0	5
NFL Totals		15	2	21	13	8	1.0	9	1	0	0	—	0	0	0	0	0	0	5



MATT OVERTON ⚡ 54

LONG SNAPPER | WESTERN WASHINGTON

6-1 | 243 lbs | TRACY, CALIF.

FREE AGENT — 2021

EXPERIENCE: 9TH NFL SEASON

2ND YEAR WITH CHARGERS

2021: Handled snapping duties in all 17 games...**at Washington (Sept. 12):** Proved reliable with perfect execution on two punt snaps, two field goal snaps and two PATs...**vs. Dallas (Sept. 19):** Remained consistent on all punt, field goal and extra point snaps, as the long punt attempt was wiped away by a Cowboys penalty...Executed two field goal snaps in the fourth quarter helped the Bolts tie the game on two occasions...**at Kansas City (Sept. 26):** Successfully executed all punt, field goal and extra point snaps...Provided the snap on K Tristan Vizcaino's fourth quarter 24-yard go-ahead field goal with 2:14 remaining in regulation...Added a tackle on punt coverage in the first quarter...**vs. Las Vegas (Oct. 4):** Supplied consistent snaps on field goal, helping the unit go a perfect four-for-four on PATs...**vs. Cleveland (Oct. 10):** Continued to prove reliable on all field goal, extra point and punt snaps...**at Baltimore (Oct. 17):** Snapped for five punts, including Ty Long's career-long 69-yard punt in the first quarter, as well as one PAT...**vs. New England (Oct. 31):** Secured a tackle on punt coverage, while also providing reliable snaps on three PATs and one field goal as K Dustin Hopkins was perfect in his Chargers debut...**at Philadelphia (Nov. 7):** Provided the snap on Dustin Hopkins' game-winning 29-yard field goal with 0:05 remaining in regulation...**vs. Minnesota (Nov. 14):** Executed all punt, field goal and PAT snaps...**vs. Pittsburgh (Nov. 21):** Aided Dustin Hopkins' 11 points scored in a winning effort on *Sunday Night Football*...**at Denver (Nov. 28):** Continued to provide reliable snaps on all punt, field goal and PATs...**at Cincinnati (Dec. 5):** Supplied all punt, field goal and PAT snaps...**vs. N.Y. Giants (Dec. 12):** Provided all snaps for Dustin Hopkins' team-best 13 points scored, connecting on all three field goal attempts, Hopkins' most field goals made since joining the Chargers...**vs. Kansas City (Dec. 16):** Snapped on all four PAT attempts...**at Houston (Dec. 16):** Executed snaps on all three successful field goal tries, as K Dustin Hopkins connected from 50 yards, his longest make since joining the Bolts...**vs. Denver (Jan. 2):** Provided reliable snaps on each of Dustin Hopkins' two field goal conversions and four successful PATs...**at Las Vegas (Jan. 9):** Provided reliable snaps as P Ty Long registered a season-best 54.0-yard average on three punts.

2020: Handled all snapping duties for the Titans over the final nine games of the regular season after signing to Tennessee's practice squad prior to Week 5...Elevated to the active roster prior to Week 9, helping the AFC South Division-champion Titans close out the regular season with a 6-3 mark...In Tennessee's Wild Card Round loss to the Ravens, provided reliable snaps to P Brett Kern who pinned four of his five punts inside of Baltimore's 20-yard line.

2019: Signed to the Chargers in Week 11 before subsequently being released prior to the Bolts' game against the Chiefs in Mexico City.

2018: Executed all snapping obligations for each of the Jaguars' final 11 games in 2018...**vs. Indianapolis (Dec. 2):** Logged a tackle on punt coverage against his former team, the Colts.

MATT OVERTON NFL GAMES

Year	Team	GP
2012	Indianapolis	16
2013	Indianapolis	16
2014	Indianapolis	16
2015	Indianapolis	16
2016	Indianapolis	16
2017	Jacksonville	9
2018	Jacksonville	11
2020	Tennessee	9
2021	Los Angeles Chargers	17
NFL Totals		126

2017: Signed with Jacksonville after the start of training camp, ultimately appearing in nine contests for the eventual AFC South Division-champion Jaguars...In his nine outings, the Jaguars posted a 6-3 record...Sustained an injury in Jacksonville's Week 10 victory, subsequently being placed on Reserve/Injured.

2016: Appeared in all 16 games for Indianapolis, reaching 80-straight games played for the Colts...Logged one tackle on punt coverage in the Colts' Week 17 win at division-rival Jacksonville.

2015: Snapped in all 16 games for the fourth-straight season...Helped K Adam Vinatieri record his 18th career 100-point season, becoming the third player in NFL history to convert 500 field goals...Provided reliable in his snaps to P Pat McAfee, who ranked second in the NFL with a mark of 47.7 yards per punt, notching a 41.7-yard net average...**at Atlanta (Nov. 22):** Delivered the snap on Vinatieri's game-winning field goal over the Falcons, while also adding a stop on punt coverage.

2014: Handled snapping duties in all 16 regular season games, as well as Indianapolis' three postseason contests, as the Colts won the AFC South Division and posted an 11-win season for the second-straight year...Provided reliable snaps on punt and field goal execution, as P Pat McAfee and K Adam Vinatieri both earned AP NFL All-Pro honors and Pro Bowl recognition...With his assistance, McAfee set single-season Colts records with his 42.8 net punting average and 30 punts downed inside of the opponent's 20-yard line, as Vinatieri connected on 30-of-31 field goal tries and was successful on all 50 PATs, notching 140 points scored on the season.

2013: Named to his first Pro Bowl after providing reliable snaps in all 16 regular season games, plus two postseason outings, for the division-champion Colts...Logged five special teams tackles.

2012: In his first NFL season, snapped in all 16 regular season games for the Colts, as well as Indianapolis' playoff game, registering a career-high six stops in punt coverage on the season...In his first career playoff game, handled snapping duties to P Pat McAfee who averaged 48.5 yards per punt with a long of 53 yards.

UNITED FOOTBALL LEAGUE (2010): Named the United Football League's top-10 players list in 2010...As an expansion team in the UFL in 2010, helped the Omaha Nighthawks claim victory in three of their first four games.

UFL (2009): Handled snapping responsibility on the 6-0 Florida Tuskers, helping the club reach the UFL Championship Game.

INDOOR FOOTBALL LEAGUE (2008): Handled snapping duties for the Tri-Cities Fever, which won four games and finished fifth in their division (NC West).

COLLEGE: Played two seasons at Western Washington (2005-06) after transferring from Diablo Valley College (2003-04)... Named team captain in his final season with Western Washington, handling snapping responsibilities and providing assistance along the defensive line.

PERSONAL: Given name Matthew Thomas Overton...Born in San Leandro, Calif. ...Founder/President of Pros 2 Youth, a non-profit organization based in his hometown of Tracy, Calif. ...Co-owner of Led By Pros Youth Football Academy in Omaha, Neb. with Maurice Clarett...Father, Tom Overton, played college football at Cal-State Hayward...Provided a once in a lifetime experience for Riley Hospital children by supplying suite tickets and limo transportation to a Justin Bieber concert in Indianapolis...Made several visits to patients at IU Simon Cancer Center and Riley Hospital and was a guest at the Race for Riley event...Practices real estate in Tennessee and Indiana...During his time with the Colts, served as a morning show personality on 95.5 WFMS The Country Station...**High School:** Attended Tracy (Calif.) High in Tracy, Calif., earning honorable mention San Joaquin Athletic Association All-Star as a senior.

CAREER TRANSACTIONS

- 2010** Signed by Seahawks as free agent, Feb. 10...Waived by Seahawks, March 15...Re-signed by Seahawks, April 28... Waived by Seahawks, Aug. 4.
- 2012** Signed by Indianapolis Colts as free agent, April 2.
- 2015** Signed contract extension, March 3.
- 2017** Released by Colts, May 1...Signed by Jacksonville Jaguars as free agent, Aug. 3.
- 2018** Re-signed by Jaguars as free agent, Oct. 12.
- 2019** Signed contract extension, March 7...Released by Jaguars, Sept. 1...Signed by Los Angeles Chargers as free agent, Nov. 15...Released by Chargers, Nov. 18.
- 2020** Signed by Tennessee Titans to practice squad, Oct. 12... Activated from practice squad, Nov. 7...Reverted to practice squad, Nov. 9...Activated from practice squad, Nov. 12...Reverted to practice squad, Nov. 13...Activated to practice squad, Nov. 21...Reverted to practice squad, Nov. 23...Signed to active roster, Nov. 28.
- 2021** Signed by Chargers as free agent, Aug. 16.



JOSHUA PALMER ⚡ 5

WIDE RECEIVER | TENNESSEE

6-1 | 210 lbs | BRAMPTON, ONTARIO, CANADA

DRAFT 3a — 2021

EXPERIENCE: ROOKIE

2021: Appeared in all 17 games (five starts), hauling in 33 grabs for 353 yards (10.7 avg.) and four touchdowns with a long of 36 yards...Found the end zone or gained a first down receiving on 18 of 33 catches...Ranked third in the NFL among rookies with three fourth-quarter receiving scores...Caught first career touchdown in the fourth quarter against New England, with the latter coming in the Week 13 win over the Giants...Totaled a career-high five catches in the Week 16 outing at Houston, totaling 43 yards (8.6 avg.) and a fourth-quarter touchdown...**at Washington (Sept. 12):** Logged one catch for 17 yards (17.0 avg.) on first-and-10 to help sustain an 18-play scoring drive before the culmination of the first half...**vs. Dallas (Sept. 19):** Totaled two receptions for 21 yards (10.5 avg.) with a long of 16 yards in the home opener... Helped QB Justin Herbert record 338 yards passing, his 10th career 300-yard performance, which tied the NFL record for most outings of the like through a player's first two seasons...**at Kansas City (Sept. 26):** Contributed primarily on special teams, while logging 10 offensive snaps...**vs. Las Vegas (Oct. 4):** Saw action on seven snaps offensively in the home win over the division-rival Raiders...**vs. Cleveland (Oct. 10):** Matched his season-best with two receptions for 12 yards (6.0 avg.) with a long of seven yards... On second-and-10 in the fourth quarter, corralled a five-yard pass along the left sideline to set the Chargers up with a third-and-five that led to an eventual touchdown...Contributed to Justin Herbert's 11th career 300-yard outing, the most by any QB in their first two seasons in NFL history, as Herbert finished the day with a career-best 398 passing yards...**vs. Baltimore (Oct. 17):** Secured one catch for eight yards (8/0 avg.) on a third-and-seven to move the chains for the Chargers offense...**vs. New England (Oct. 31):** Hauled in a 24-yard back-shoulder pass late in the fourth quarter to secure his first NFL touchdown...**at Philadelphia (Nov. 7):** Notched two catches for 22 yards (11.0 avg.) with a long grab of 15 yards...**vs. Minnesota (Nov. 14):** Brought in a career-high three catches for 22 yards (7.3 avg.) with a long catch of 13 yards on third-and-five in the fourth quarter to set up K Dustin Hopkins' field goal...**vs. Pittsburgh (Nov. 21):** On the offense's second drive of the third quarter, totaled one rush on an end around for six yards (6.0 avg.), before hauling in a 17-yard short pass to the

2021, LOS ANGELES CHARGERS

Date	Opp.	Res.	Games P/S	Receiving					Rushing					Scrim Yds		
				No.	Yds	Avg.	Lg	TD	Att	Yds	Avg.	Lg	TD			
09/12	at Was	W	1/0	1	17	17.0	17	0	0	0	—	—	0	17		
09/19	Dal	L	1/0	2	21	10.5	16	0	0	0	—	—	0	21		
09/26	at KC	W	1/0	0	0	—	—	0	0	0	—	—	0	0		
10/04	LV	W	1/0	0	0	—	—	0	0	0	—	—	0	0		
10/10	Cle	W	1/0	2	12	6.0	7	0	0	0	—	—	0	12		
10/17	at Bal	L	1/0	1	8	8.0	8	0	0	0	—	—	0	8		
10/31	NE	L	1/0	1	24	24.0	24t	1	0	0	—	—	0	24		
11/07	at Phi	W	1/0	2	22	11.0	15	0	0	0	—	—	0	22		
11/14	Min	L	1/0	3	22	7.3	13	0	0	0	—	—	0	22		
11/21	Pit	W	1/0	1	17	17.0	17	0	1	6	6.0	6	0	23		
11/28	at Den	L	1/0	2	25	12.5	18	0	0	0	—	—	0	25		
12/05	at Cin	W	1/1	0	0	—	—	0	0	0	—	—	0	0		
12/12	NYG	W	1/1	5	66	13.2	36	1	0	0	—	—	0	66		
12/16	KC	L (OT)	1/1	1	15	15.0	15	0	0	0	—	—	0	15		
12/26	at Hou	L	1/1	5	43	8.6	12	1	0	0	—	—	0	43		
01/02	Den	W	1/1	3	16	5.3	8	0	0	0	—	—	0	16		
01/09	at LV	L (OT)	1/0	4	45	11.3	23t	1	0	0	—	—	0	45		
'21 TOTALS				9-8	17/5	33	353	10.7	36	4	1	6	6.0	6	0	359

right on first-and-20 to set up second-and-three, leading to an eventual Chargers first down...**at Denver (Nov. 28):** Recorded two receptions for 25 yards (12.5 avg.) with a long of 18 yards...On a second-and-10 in the fourth quarter, took a short pass to the right 18 yards for a first down, registering the second-longest reception of his career...**at Cincinnati (Dec. 5):** Continued to contribute in the passing game and on special teams...**vs. N.Y. Giants (Dec. 12):** Posted a career day, logging five catches for 66 yards (13.2 avg.) with a long of 36 yards and one touchdown...Hauled in a go-ahead 12-yard receiving touchdown in the second quarter...**vs. Kansas City (Dec. 16):** Brought in one catch for 15 yards on second-and-10 in the fourth quarter, helping sustain a drive capped by WR Keenan Allen's receiving score to give the Bolts a seven-point lead with 2:24 remaining in regulation...**at Houston (Dec. 26):** Totaled a career-high five receptions for 43 yards (8.6 avg.) and a touchdown, securing the score in the fourth quarter...Of his five grabs, three went for either a first down or touchdown...**vs. Denver (Jan. 2):** Totaled three catches for 16 yards (5.3 avg.) with a long of eight yards and one grab going for a first down...**at Las Vegas (Jan. 9):** Capped the season with four grabs for 45 yards (11.3 avg.), along with a 23-yard, fourth-quarter touchdown grab.

JOSHUA PALMER NFL STATISTICS

Year	Team	GP	GS	No.	— Receiving —				Att	— Rushing —				— Scrimmage —	
					Yds	Avg.	Lg	TD		Yds	Avg.	Lg	TD	Yards	
2021	Los Angeles Chargers	17	5	33	353	10.7	36	4	1	6	6.0	6	0	359	
NFL Totals		17	5	33	353	10.7	36	4	1	6	6.0	6	0	359	



DONALD PARHAM JR. ⚡ 89

TIGHT END | STETSON

6-8 | 237 lbs | LAKELAND, FLA.

FREE AGENT — 2020

EXPERIENCE: 2ND NFL SEASON

2ND YEAR WITH CHARGERS

2021: Logged 14 appearances before being placed on Reserve/Injured prior to Week 15...Totalled 20 catches for 190 yards (9.5 avg.) with three touchdowns...Had two receiving scores in as many weeks following the Week 5 win over Cleveland...**at Washington (Sept. 12):** Saw action on 14 offensive snaps, helping provide protection for QB Justin Herbert as the second-year signal-caller registered his ninth-career 300-yard outing...**vs. Dallas (Sept. 19):** Contributed on offense and on special teams...**at Kansas City (Sept. 26):** Logged first catch of the season, a 19-yard reception in the second quarter, to move the chains and set up the Bolts offense for the first score of the game two plays later... Helped Justin Herbert orchestrate his second come-from-behind fourth-quarter victory behind a four-TD effort...**vs. Las Vegas (Oct. 4):** Secured his first receiving TD of the season on a 10-yard toss on the game's opening possession, giving Los Angeles an early lead...Contributed to Justin Herbert's three-TD output, giving the signal-caller seven passing scores in his first two MNF appearances, which ties as the second-most by any player in league annals...**vs. Cleveland (Oct. 10):** Totalled two catches for 29 yards (14.5 avg.), including a long score of 22 yards...Secured his sixth career touchdown on his 13th career reception...Continued to serve as a reliable target for Justin Herbert who threw for a career-high 398 yards in the game, marking his record-setting 11th 300-yard passing outing...**at Baltimore (Oct. 17):** Hauled in two catches for 10 yards (5.0 avg.)...**vs. New England (Oct. 31):** Started at 2TE, providing support on nearly half of the offensive snaps...**at Philadelphia (Nov. 7):** Hauled in three catches for 39 yards (13.3 avg.) with a long reception of 19 yards, along with a two-yard receiving score to register his third receiving touchdown

2021, LOS ANGELES CHARGERS

Date	Opp.	Res.	P/S	Receiving					Rushing					Scrim Yds
				No.	Yds	Avg.	Lg	TD	Att	Yds	Avg.	Lg	TD	
09/12	at Was	W	1/0	0	0	—	—	0	0	0	—	—	0	0
09/19	Dal	L	1/1	0	0	—	—	0	0	0	—	—	0	0
09/26	at KC	W	1/1	1	19	19.0	19	0	0	0	—	—	0	19
10/04	LV	W	1/0	3	17	8.5	13	1	0	0	—	—	0	17
10/10	Cle	W	1/1	2	29	14.5	22t	1	0	0	—	—	0	29
10/17	at Bal	L	1/1	2	10	5.0	5	0	0	0	—	—	0	10
10/31	NE	L	1/1	0	0	0.0	0	0	0	0	—	—	0	0
11/07	at Phi	W	1/1	3	39	13.0	19	1	0	0	—	—	0	39
11/14	Min	L	1/1	1	17	17.0	17	0	0	0	—	—	0	17
11/21	Pit	W	1/1	4	38	9.5	12	0	0	0	—	—	0	38
11/28	at Den	L	1/1	1	5	5.0	5	0	0	0	—	—	0	5
12/05	at Cin	W	1/0	2	3	1.5	6	0	0	0	—	—	0	3
12/12	NYG	W	1/0	2	13	6.5	15	0	0	0	—	—	0	13
12/16	KC	L (OT)	1/0	0	0	—	—	0	0	0	—	—	0	0
12/26	at Hou	L	0/0	— Reserve/Injured —										
01/02	Den	W	0/0	— Reserve/Injured —										
01/09	at LV	L (OT)	0/0	— Reserve/Injured —										
'21 TOTALS				20	190	9.5	22t	3	0	0	—	—	0	190

of the season...**vs. Minnesota (Nov. 14):** Notched one catch for 17 yards on the second play from scrimmage in the second half, igniting the Chargers' touchdown drive to open the third quarter...**vs. Pittsburgh (Nov. 21):** Registered a career-high four catches for 38 yards (9.5 avg.) with three of his grabs going for first downs...**at Denver (Nov. 28):** Logged one catch, a five-yard first-down grab in the fourth quarter on second-and-one...at Cincinnati (Dec. 5): Totalled two catches for three yards (1.5 avg.) with a long of six yards...**vs. N.Y. Giants (Dec. 12):** Hauled in two catches for 13 yards (6.5 avg.) with a long of 15 yards...**vs. Kansas City (Dec. 16):** Received one target on the game's opening drive, prior to leaving the game due to injury.

DONALD PARHAM JR. NFL STATISTICS

Year	Team	GP	GS	— Receiving —					— Rushing —					— Scrimmage —
				No.	Yds	Avg.	Lg	TD	Att	Yds	Avg.	Lg	TD	Yards
2020	Los Angeles Chargers	13	5	10	159	15.9	26	3	0	0	—	—	0	159
2021	Los Angeles Chargers	14	9	20	190	9.5	22t	3	0	0	—	—	0	190
NFL Totals		27	14	30	349	11.6	26	6	0	0	—	—	0	349



TREY PIPKINS III ⚡ 79

TACKLE | SIOUX FALLS

6-6 | 307 lbs | APPLE VALLEY, MINN.

DRAFT 3 — 2019

EXPERIENCE: 3RD NFL SEASON

3RD YEAR WITH CHARGERS

2021: Appeared in 12 games, starting Week 15 vs. Kansas City at LT and Week 17 vs. Denver...Primarily contributed as an extra offensive linemen in certain personnel sub-packages and provided support on the field goal protection unit...**at Washington (Sept. 12):** Registered six offensive snaps as an extra lineman, while also helping to protect on the field goal unit, in the Week 1 victory...**vs. Dallas (Sept. 19):** Saw action on four offensive snaps...Continued to provide protection on the field goal unit, as K Tristan Vizcaino connected on two field goals in the second half to tie the game on two occasions...**at Kansas City (Sept. 26):** Logged a season-high nine offensive snaps as an extra offensive lineman...Remained consistent on the field goal protection unit, as Tristan Vizcaino nailed a 24-yard field goal try to tie the game in the fourth quarter, leading to QB Justin Herbert's second come-from-behind fourth-quarter win of the season...**vs. Las Vegas (Oct. 4):** Helped the field goal unit go a perfect four-for-four on PATs...**vs. Cleveland (Oct. 10):** Aided the protection on five PATs...**at Baltimore (Oct. 17):** Saw action on two snaps offensively, as well as one PAT attempt...**vs. New England (Oct. 31):** Inactive (healthy scratch)...**at Denver (Nov. 28):** Returned to the lineup and contributed on one offensive

TREY PIPKINS III NFL GAMES

Year	Team	GP	GS
2019	Los Angeles Chargers	13	3
2020	Los Angeles Chargers	13	5
2021	Los Angeles Chargers	12	2
NFL Totals		38	10

snap...**at Cincinnati (Dec. 5):** Active, did not play...**vs. N.Y. Giants (Dec. 12):** Saw action on offense and on the field goal protection unit...**vs. Kansas City (Dec. 16):** Started at LT and contributed a unit that did not allow a sack, marking the first occurrence since Week 9 and just the second occasion this season...**at Houston (Dec. 16):** Added protection on the field goal unit...**vs. Denver (Jan. 2):** Started at RT and kept Justin Herbert clean as the offensive line did not allow a sack for the third time this season, as Herbert tossed two touchdowns to break the franchise's single-season passing touchdown mark...**at Las Vegas (Jan. 9):** Aided the field goal protection unit in the season finale.



SCOTT QUESSENBERRY ⚡ 61

CENTER/GUARD | UCLA

6-3 | 310 lbs | LA COSTA, CALIF.

DRAFT 5 — 2018

EXPERIENCE: 4TH NFL SEASON

4TH YEAR WITH CHARGERS

2021: Started at C in the Week 16 outing at Houston...Provided reliable protection on the field goal unit in all 16 appearances...**at Washington (Sept. 12):** Assisted on the field goal protection unit as K Tristan Vizcaino perfectly executed two field goal attempts and both of his PATs...**vs. Dallas (Sept. 19):** Continued to provide protection on the field goal unit, as K Tristan Vizcaino connected on two field goals in the second half to tie the game on two occasions...**at Kansas City (Sept. 26):** Remained consistent on the field goal protection unit, as Tristan Vizcaino nailed a 24-yard field goal try to tie the game in the fourth quarter, leading to QB Justin Herbert's second come-from-behind fourth-quarter win of the season...**vs. Las Vegas (Oct. 4):** Helped the field goal unit go a perfect four-for-four on PATs... **vs. Cleveland (Oct. 10):** Aided the protection on five PATs...**at Baltimore (Oct. 17):** Saw action on one PAT attempt...**vs. New England (Oct. 31):** Provided reliable protection on three PATs and one successful field goal in K Dustin Hopkins' Chargers debut...**at Philadelphia (Nov. 7):** Contributed on the game-winning field goal attempt, as well as the third-quarter successful field goal, and both PAT tries...**vs. Minnesota (Nov. 14):** Contributed on the field goal protection unit at Dustin Hopkins made both field goal tries and each of his two PATs...**vs. Pittsburgh (Nov. 21):** Aided on five extra points and two field goal tries in the victory on *Sunday Night Football*...**at Denver (Nov. 28):** Continued to contribute on special teams...**at Cincinnati**

SCOTT QUESSENBERRY NFL GAMES

Year	Team	GP	GS
2018	Los Angeles Chargers	15	0
2019	Los Angeles Chargers	16	9
2020	Los Angeles Chargers	16	0
2021	Los Angeles Chargers	16	1
NFL Totals		63	10

POSTSEASON

Year	Team	GP	GS
2018	Los Angeles Chargers	2	0
Postseason Totals		2	0

(Dec. 5): Added protection support on all field goal and PAT attempts...**vs. Kansas City (Dec. 16):** Returned to the lineup and contributed on special teams...**at Houston (Dec. 26):** Started at C and blocked for RB Justin Jackson as the versatile back totaled 162 yards from scrimmage, the most by a Chargers back since 2019...**vs. Denver (Jan. 2):** Following an injury to C Corey Linsley, played the remaining 52 offensive snaps of the game at C...Kept Justin Herbert clean as the offensive line did not allow a sack for the third time this season, as Herbert tossed two touchdowns to break the franchise's single-season passing touchdown mark... **at Las Vegas (Jan. 9):** Aided the field goal protection unit in the season finale.



ANDRE ROBERTS ⚡ 7

WIDE RECEIVER | THE CITADEL

5-11 | 195 lbs | COLUMBIA, S.C.

FREE AGENT — 2021

EXPERIENCE: 12TH NFL SEASON

1ST YEAR WITH CHARGERS

2021: Appeared in 10 games with the Chargers, returning 19 kickoffs for 624 yards to register a 32.8-yard kickoff return average since Week 8, the second-best mark in the NFL...Signed by the Chargers prior to the team's Week 7 bye...Started the season a member of the Texans, appearing in each of Houston's first six games...**Awards:** *The Associated Press* Second-Team All-Pro (KR)...Pro Football Journal Second-Team All-AFC (KR)...**vs. Jacksonville (Sept. 12):** In his first outing with the Texans, logged three punt returns for 17 yards (5.7 avg.) with a long of nine yards, while returning two kickoffs for 47 yards (23.5 avg.) with a long return of 24 yards...**at Cleveland (Sept. 19):** On Houston's final offensive possession, hauled in a 35-yard pass from QB Davis Mills to move the Texans into Browns territory, his longest catch since 2016...Returned three kickoffs for 54 yards (18.0 avg.)...Added a zero-yard punt return and a 35-yard catch...**vs. Carolina (Sept. 23):** Returned two kickoffs for 57 yards (28.5 avg.) including a season-long return of 38 yards in the fourth quarter...**at Indianapolis (Oct. 17):** Recorded a season-best 91 kickoff return yards on four returns (22.8 avg.) in his final outing with the Texans...**vs. New England (Oct. 31):** In his first game as a member of the Chargers, returned three kickoffs for 71 yards (23.7 avg.) with a long return of 29 yards...Added one punt return for seven yards...**at Philadelphia (Nov. 7):** Returned four kickoffs for 96 yards (24.0 avg.) with a long return of 39 yards, his longest kickoff return as a member of the Chargers...Logged one rushing attempt, an end-around for nine yards...**vs. Minnesota (Nov. 14):** Totaled one kickoff return for 14 yards (14.0 avg.) and three punt returns for 23 yards (7.7 avg.) with a long punt return of 14 yards...**vs. Pittsburgh (Nov. 21):** Took an end around rush attempt for four yards on first down, setting up and eventual Dustin Hopkins field goal...In the return phase, brought out two kickoffs for 45 yards (22.5 avg.) with a long of 23 yards, along with one punt return for -1 yard (-1.0 avg.)...**at Denver (Nov. 28):** Fair caught one punt...**at Cincinnati (Dec. 5):** Took the opening kickoff 48 yards for his longest return of the season and since joining the Chargers...Finished the game with three kickoff returns for 99 yards (33.0 avg.), along with two punt returns for 18 yards (9.0 avg.) with a long punt return of 15 yards...**vs. N.Y. Giants (Dec. 12):** Returned one kickoff for 29 yards, fair catching two punt returns...**vs. Kansas City (Dec. 16):** Took the opening kickoff back 75 yards, marking his longest kickoff return of the season and the longest kickoff return by a Chargers returner since Week 14 of the 2020 season...Added one rush on an end-around for six yards (6.0 avg.)...**vs. Denver (Jan. 2):** Returned the opening kickoff of the second half back 101 yards for a touchdown, the longest kickoff return TD of his career, his first kickoff return TD since 2018 and the first by a Chargers returner since 2012...**at Las Vegas (Jan. 9):** Returned two kickoffs for 47 yards (23.5 avg.) and two punts for four yards (2.0 avg.) in the season finale.

2021, LOS ANGELES CHARGERS

OFFENSIVE STATISTICS															
Date	Opp.	Res.	Games P/S	Receiving					Rushing					Scrim Yds	
				No.	Yds	Avg.	Lg	TD	Att	Yds	Avg.	Lg	TD		
09/12	at Was	W	0/0	— Not on Roster —											
09/19	Dal	L	0/0	— Not on Roster —											
09/26	at KC	W	0/0	— Not on Roster —											
10/04	LV	W	0/0	— Not on Roster —											
10/10	Cle	W	0/0	— Not on Roster —											
10/17	at Bal	L	0/0	— Not on Roster —											
10/31	NE	L	1/0	0	0	0.0	0	0	0	0	0	—	0	0	0
11/07	at Phi	W	1/0	0	0	0.0	0	0	0	1	9	9.0	9	0	9
11/14	Min	L	1/0	0	0	0.0	0	0	0	0	0	—	0	0	0
11/21	Pit	W	1/0	0	0	0.0	0	0	0	1	4	4.0	4	0	4
11/28	at Den	L	1/0	0	0	0.0	0	0	0	0	0	—	0	0	0
12/05	at Cin	W	1/0	0	0	0.0	0	0	0	0	0	—	0	0	0
12/12	NYG	W	1/0	0	0	0.0	0	0	0	0	0	—	0	0	0
12/16	KC	L (OT)	1/0	0	0	0.0	0	0	0	1	6	6.0	6	0	6
12/26	at Hou	L	0/0	— Reserve/COVID-19 —											
01/02	Den	W	1/0	0	0	0.0	0	0	0	0	0	—	0	0	0
01/09	at LV	L (OT)	1/0	0	0	0.0	0	0	0	0	0	—	0	0	0
'21 TOTALS			9-8	10/0	0	0	0.0	0	0	3	19	6.3	9	0	19

RETURN STATISTICS															
Date	Opp.	Res.	Games Played	Kickoff Returns					Punt Returns					Ret. Yds	
				No.	Yds	Avg.	Lg	TD	No.	Yds	Avg.	Lg	TD		
09/12	at Was	W	0	— Not on Roster —											
09/19	Dal	L	0	— Not on Roster —											
09/26	at KC	W	0	— Not on Roster —											
10/04	LV	W	0	— Not on Roster —											
10/10	Cle	W	0	— Not on Roster —											
10/17	at Bal	L	0	— Not on Roster —											
10/31	NE	L	1	3	71	23.7	29	0	1	7	7.0	7	0	78	
11/07	at Phi	W	1	4	96	24.0	39	0	1	10	10.0	10	0	106	
11/14	Min	L	1	1	14	14.0	14	0	3	23	7.7	14	0	37	
11/21	Pit	W	1	2	45	22.5	23	0	1	-1	-1.0	-1	0	37	
11/28	at Den	L	1	0	0	—	0	0	0	0	—	0	0	0	
12/05	at Cin	W	1	3	99	33.0	48	0	2	18	9.0	15	0	117	
12/12	NYG	W	1	1	29	29.0	29	0	0	0	—	0	0	29	
12/16	KC	L (OT)	1	1	75	75.0	75	0	0	0	—	0	0	75	
12/26	at Hou	L	0	— Reserve/COVID-19 —											
01/02	Den	W	1	2	148	74.0	101	1	2	5	2.5	4	0	153	
01/09	at LV	L (OT)	1	2	47	23.5	25	0	2	4	2.0	4	0	51	
'21 TOTALS			9-8	10	19	624	32.8	101	1	12	66	6.5	15	0	690

2020: Selected to this third-straight Pro Bowl as a return specialist...Recognized by *The Associated Press* as a second-team All-Pro (KR)...Named All-AFC (KR) by the *Professional Football Writers of America*...Appeared in 15 games for the Bills, registering four catches for 34 yards (8.5 avg.)...Led the AFC with 961 kickoff return yards on 32 returns (30.0 avg.)...Added 29 punt returns for 286 yards (9.9 avg.) and had 12 fair catches...**Awards:** Pro Bowl Selection (Third)...The Associated Press Second-Team All-Pro (KR)...Professional Football Writers of America All-AFC (KR)...**at Tennessee (Oct. 13):** Returned six kickoffs for 138 yards (23.0 avg.)...**at Arizona (Nov. 15):** Registered 102 kickoff return yards on four returns (25.5 avg.)...Had two punt returns for 10 yards (5.0 avg.) and a fair catch...**vs. L.A. Chargers (Nov. 29):** Posted four kickoff returns for 111 yards (27.8 avg.) and three punt returns for 26 yards (8.7 avg.)...Added a fair catch on a fourth punt.

2019: Selected to his second Pro Bowl, doing so as a return specialist...Appeared in 13 games with Buffalo, returning 25 kickoffs for 664 yards (26.6 avg.)...Added 28 punt returns for 223 yards (8.0 avg.) and 15 fair catches...On offense, registered a seven-yard rushing attempt and three receptions for 20 yards (6.7 avg.)...**Awards:** Pro Bowl Selection (Second)...Pro Football Focus Second-Team All-Pro (KR and PR)...**vs. New England (Sept. 29):** Returned a season-high six punts for 48 yards (8.0 avg.)... Had a fair catch on a punt and returned a pair of kickoffs for 71 yards (35.5 avg.)...Added a six-yard catch...**at Cleveland (Nov. 10):** Posted five kickoff returns for 115 yards (23.0 avg.)...Registered a fair catch and returned two other punts for 34 yards (17.0 avg.)... On offense, hauled in a seven-yard reception...**vs. NFC (2020 Pro Bowl, Jan. 26):** Hauled in two passes for 30 yards (15.0 avg.) and a TD...Caught the score in the first quarter from Baltimore QB Lamar Jackson...Returned two punts for 11 yards (5.5 avg.).

2018: Selected to his first Pro Bowl as a return specialist...Named a first-team All-Pro (KR) by *The Associated Press*...Recognized by the *Professional Football Writers of America* as All-NFL (KR) and All-AFC (KR and PR)...Earned All-Pro (KR) honors from *Sporting News*...Saw action in all 16 games for the Jets, including one where he started at WR...Led the NFL with 1,174 kickoff return yards and a 99-yard TD on 40 kickoff returns (29.4 avg.)...Added 23 punt returns for 324 yards (14.1 avg.) and a 78-yard TD, fair catching 27 other punts...The 1,498 total return yards were the most in football in 2018...Added 10 receptions for 79 yards (7.9 avg.) and a TD...Ran the ball twice for 20 yards (10.0 avg.)...**Awards:** Pro Bowl Selection (First)...*The Associated Press* First-Team All-Pro (KR)...*Professional Football Writers of America* All-NFL (KR)...*PFWA* All-AFC (KR)...*PFWA* All-AFC (PR)...*Sporting News* All-Pro (KR)...Pro Football Focus First-Team All-Pro (KR and PR)...**at Detroit (Sept. 10):** Returned three punts for 137 yards (45.7 avg.), including one that went for a 78-yard score...It marked the third punt return TD of his career...Added a pair of kickoff returns for 45 yards (22.5 avg.)...Posted a two-yard carry...**vs. Minnesota (Oct. 21):** Posted 201 return yards (193 kickoff, eight punt)...Registered the 193 kickoff return yards on six returns (32.2 avg.)...Added two catches for 21 yards (10.5 avg.)...**at Buffalo (Dec. 9):** Returned five kickoffs for 176 yards (35.2 avg.) and had a fair catch on a punt...**vs. Houston (Dec. 15):** Posted three catches for 16 yards (5.3 avg.), including one that was a 13-yard TD...Returned two punts for 22 yards (11.0 avg.) and three kickoffs for 71 yards (23.7 avg.)...**vs. Green Bay (Dec. 23):** Set a career high with 203 kickoff return yards on four returns (50.8 avg.), including one that he took 99 yards for a TD...The score marked the second kickoff return TD of his career...Returned a punt 12 yards...**vs. NFC (2019 Pro Bowl, Jan. 27):** Returned two punts for 13 yards (6.5 avg.).

2017: Appeared in all 16 games for Atlanta, hauling in a 12-yard catch...Returned 38 kickoffs for 860 yards (22.6 avg.) and 27 punts for 201 yards (7.4 avg.)...Fair caught another 21 punts...**at Seattle (Nov. 20):** Returned five kickoffs for 107 yards (21.4 avg.) and had a fair catch on a punt...**vs. Tampa Bay (Nov. 26):** Posted five kickoff returns in the second-straight game, registering 129 yards (25.8 avg.)...Returned two punts for 26 yards (13.0 avg.) and had a fair catch on another...**at Tampa Bay (Dec. 18):** Posted 17 punt return yards on two punts, adding a fair catch on another... Returned four kickoffs for 108 yards (27.0 avg.).

2016: Appeared in 16 games, including a start at WR, for the Lions, totaling 14 catches for 188 yards (13.4 avg.) and a TD... Returned 33 kickoffs for 747 yards (22.6 avg.) as well as 20 punts for 246 yards (12.3 avg.) and two TDs, including one that went for 85 yards...Registered 16 fair catches...In the first postseason action of his career, returned four kickoffs for 76 yards (19.0 avg.), had a zero-yard punt return and a fair catch...**at Chicago (Oct. 2):** Posted an 85-yard punt return for a TD, the first of his career...Finished with two punt returns for 100 yards (50.0 avg.) and three kickoff returns for 71 yards (23.7 avg.)...Added an eight-yard catch...**vs. L.A. Rams (Oct. 16):** Caught two passes for 13 yards (6.5 avg.) and a TD...Also returned a punt for four yards, recorded a fair catch and posted two kickoff returns for 44 yards (22.0 avg.)...**vs. Jacksonville (Nov. 20):** Posted a 44-yard reception...Returned a punt 55 yards for a TD, finishing the day with two punt returns for 55 yards (27.5 avg.) along with three fair catches...**at Seattle (NFC Wild Card, Jan. 7):** Returned a punt for zero yards and had a fair catch...Added four kickoff returns for 76 yards (19.0 avg.).

2015: In nine games played with Washington, returned seven kickoffs for 231 yards (33.0 avg.), including a 99-yarder returned for a TD for the first special teams score of his career...Added 11 catches for 135 yards (12.3 avg.)...**at Carolina (Nov. 22):** Returned a kickoff 99 yards for a TD, the first return TD of his career...Finished the day with four kickoff returns for 177 yards (44.3 avg.).

2014: Appeared in all 16 games, making four starts, in his first season with Washington...Registered 36 receptions for 453 yards (12.6 avg.) and two TDs while adding two rushing attempts for 21 yards (10.5 avg.)...Returned 30 kickoffs for 710 yards (23.7 avg.)... Added 28 punt returns for 208 yards (7.4 avg.), while recording 25 fair catches...**vs. Jacksonville (Sept. 14):** Returned a season-high seven punts for 59 yards (8.4 avg.)...Added four receptions for 57 yards (14.3 avg.) on offense...**vs. Tampa Bay (Nov. 16):** Totaled 117 kickoff return yards on five returns (23.4 avg.), while posting two catches for 21 yards (10.5 avg.).

2013: Hauled in 43 receptions for 471 yards (11.0 avg.) and two TDs in 16 games played for the Cardinals, including a pair of starts at WR...**at St. Louis (Sept. 8):** Kicked off the year with his best performance of the season, totaling 97 receiving yards on eight catches (12.1 avg.)...**at Tampa Bay (Sept. 29):** Made his first start of the season at WR, recording a six-yard reception...**vs. Seattle (Oct. 17):** Posted five catches for 33 yards (6.6 avg.) after starting at WR...**vs. Houston (Nov. 10):** Recorded a 19-yard TD catch as part of his five-catch, 72-yard performance...**vs. San Francisco (Dec. 29):** Put up 74 receiving yards and a TD grab as part of his three catches in the season finale.

2012: Put forth the most productive receiving season of his career in 15 starts with Arizona...Set single-season career highs in receptions (64), yards (759) and TD catches (five)...Added four rushing attempts for 29 yards (7.3 avg.)...Returned three punts for 15 yards (5.0 avg.)...**vs. Seattle (Sept. 9):** Caught five passes for 54 yards (10.8 avg.) and a TD...**vs. Miami (Sept. 30):** Eclipsed 100 receiving yards for the third time in his career, totaling 118 yards and a career-high two TDs on six catches (19.7 avg.)...**at Minnesota (Oct. 21):** Hauled in seven passes for 103 yards (14.7 avg.) and a TD...The performance marked the fourth of his career of at least 100 receiving yards...**vs. St. Louis (Nov. 25):** Posted a single-game career-high nine receptions for 92 yards (10.2 avg.).

2011: Started all 16 regular-season games at WR for the Cardinals, seeing action in all regular-season games for the first time... Caught 51 passes for 586 yards (11.5 avg.) and two TDs...Carried the ball three times for 27 yards (9.0 avg.)...Added a pair of punt returns and a pair of kickoff returns, totaling 33 return yards on the year...**vs. Dallas (Dec. 4):** Posted the second 100-yard game of his career, hauling in six passes for 111 yards (18.5 avg.).

2010: Hauled in 24 passes for 307 yards (12.8 avg.) and two TDs as a rookie with Arizona...Appeared in 15 games, starting two at WR...Returned 14 kickoffs for 326 yards (23.3 avg.) and 35 punts for 263 yards (7.5 avg.) along with eight fair catches...**at Atlanta (Sept. 19):** Made his NFL debut...**at Seattle (Oct. 24):** Made the first start of his career at WR, finishing the contest with two catches for 40 yards (20.0 avg.)...**vs. Dallas (Dec. 25):** Hauled in five catches for 110 yards (22.0 avg.), including a career-long 74-yard TD...The performance marked the first of at least 100 receiving yards in his career...Added four punt returns for 25 yards (6.3 avg.) and five kickoff returns for 109 yards (21.8 avg.).

COLLEGE: In 45 career games (35 starts) at The Citadel (2006-09), established himself as the program's all-time leader in receptions (285), receiving yards (3,743), receiving TDs (37), 100-yard receiving games (17), punt return yards (1,160) and all-purpose yards (5,215), earning FCS All-America honors following each of his final two seasons...As a junior in 2008, caught 95 passes for 1,334 yards (14.0 avg.) and 14 TDs — the most receptions, receiving yards and receiving scores by any player in a single season in program history...Returned 24 punts in 2008, accounting for 461 yards (19.2 avg.) and three punt return TDs, registering the second-highest single-season punt return average by any player in Southern Conference history...Capped his collegiate career with first-team All-Southern Conference recognition as a WR, along with second-team honors as a return specialist, following his senior season in 2009...Also ran track for The Citadel, earning an all-conference nod at the 2007 Southern Conference Outdoor Championships as the anchor of the 4x100-meter relay team.

PERSONAL: Born in Columbia, S.C. ...Graduated in three-and-a-half years from The Citadel with a degree in accounting...Both of his parents served in the United States Army, where his father finished as a Command Sergeant Major and his mother served as a First Sergeant...**High School:** Earned all-region and all-area honors as a senior at Spring Valley High in Columbia, S.C., helping lead the Vikings to the regional championship and state semifinals... Participated in the North-South All-Star Game and received Most Valuable Player honors...As a member of the track team, garnered all-state recognition as a senior in 2005.

ANDRE ROBERTS NFL STATISTICS

Year	Team	GP	GS	— Receiving —					— Rushing —					— Scrimmage —
				No.	Yds	Avg.	Lg	TD	Att	Yds	Avg.	Lg	TD	Yards
2010	Arizona	15	2	24	307	12.8	74t	2	0	0	—	—	0	307
2011	Arizona	16	16	51	586	11.5	45	2	3	27	9.0	12	0	613
2012	Arizona	15	15	64	759	11.9	46t	5	4	29	7.3	15	0	788
2013	Arizona	16	2	43	471	11.0	34t	2	0	0	—	—	0	471
2014	Washington	16	4	36	453	12.6	61	2	2	21	10.5	19	0	474
2015	Washington	9	0	11	135	12.3	38	0	0	0	—	—	0	135
2016	Detroit	16	1	14	188	13.4	44	1	0	0	—	—	0	188
2017	Atlanta	16	0	1	12	12.0	12	0	0	0	—	—	0	12
2018	New York Jets	16	1	10	79	7.9	20	1	2	20	10.0	18	0	99
2019	Buffalo	13	0	3	20	6.7	7	0	1	7	7	7	0	27
2020	Buffalo	15	0	4	34	8.5	16	0	1	-3	-3.0	-3	0	31
2021	Houston	6	0	1	35	35.0	35	0	0	0	—	—	0	35
	Los Angeles Chargers	10	0	0	0	—	—	0	3	19	6.3	9	0	19
NFL Totals		178	41	262	3,079	11.8	74t	15	15	114	7.6	19	0	3,199

Year	Team	No.	— Kickoff Returns —				— Punt Returns —					— All-Purpose —	
			Yds	Avg.	Lg	TD	No.	FC	Yds	Avg.	Lg	TD	Yards
2010	Arizona	14	326	23.3	47	0	35	8	263	7.5	25	0	896
2011	Arizona	2	33	16.5	21	0	2	0	-3	-1.5	-1	0	643
2012	Arizona	0	0	—	—	0	3	0	15	5.0	10	0	803
2013	Arizona	0	0	—	—	0	0	0	0	—	—	0	471
2014	Washington	30	710	23.7	45	0	28	25	208	7.4	37	0	1,392
2015	Washington	7	231	33.0	99t	1	0	0	0	—	—	0	366
2016	Detroit	33	747	22.6	42	0	20	16	246	12.3	85t	2	1,181
2017	Atlanta	38	860	22.6	61	0	27	21	201	7.4	27	0	1,073
2018	New York Jets	40	1,174	29.4	99t	1	23	27	324	14.1	78t	1	1,597
2019	Buffalo	25	664	26.6	66	0	28	15	223	8.0	22	0	914
2020	Buffalo	32	961	30.0	60	0	29	12	286	9.9	38	0	1,278
2021	Houston	18	386	21.4	38	0	8	2	33	4.1	11	0	454
	Los Angeles Chargers	19	624	32.8	101t	1	12	9	66	5.5	15	0	690
NFL Totals		258	6,716	26.0	101t	3	215	135	1,862	8.7	85t	3	11,777



LARRY ROUNTREE III ⚡ 35

RUNNING BACK | MISSOURI
 5-10 | 211 lbs | RALEIGH, N.C.
 DRAFT 6b — 2020
 EXPERIENCE: ROOKIE

2021: Appearing in 12 games, totaled 87 yards on 36 rushing attempts (2.4 avg.) with a long of 13 yards and one touchdown, along with one catch for a loss of one yard...In the kick return phase, amassed 117 yards on seven kickoff returns (16.7 avg.) with a long return of 24 yards...**at Washington (Sept. 12):** Logged eight carries for 27 yards (3.4 avg.) with a long of 13 yards in his NFL debut...Tallied his 13-yard first-down carry on Los Angeles' 10-play game-opening scoring drive, helping lead to the eventual season-opening win...**vs. Dallas (Sept. 19):** Hauled in first career reception (-1 yard) and added a rushing attempt (-1 yard), while helping Justin Herbert record 338 yards passing, his 10th career 300-yard performance, which tied the NFL record for most outings of the like through a player's first two seasons...**at Kansas City (Sept. 26):** On the ground, totaled four rushes for three yards (0.8 avg.)...Logged two kickoff returns for 37 yards (18.5 avg.) with a long return of 20 yards...Helped Justin Herbert orchestrate his second come-from-behind fourth-quarter victory behind a four-TD effort...**vs. Las Vegas (Oct. 4):** Logged a career-high 11 carries for 31 yards (2.8 avg.) with a long rush of nine yards and three first downs on the ground...On special teams, totaled 35 yards on two kickoff returns (18.0 avg.) with a career-long return of 24 yards...**vs. Cleveland (Oct. 10):** Logged three kickoff returns for 45 yards (15.0 avg.) with a long return of 16 yards...**at Baltimore (Oct. 17):** Inactive (healthy scratch)...**vs. New England (Oct. 31):** Rushed four times for 11 yards (2.8 avg.) with a long of four yards...Also contributed on special teams...**at Philadelphia (Nov. 7):** On the ground, totaled one rush for one yard (1.0 avg.)...Continued to contribute on special teams...**vs. Minnesota (Nov. 14):** Hit paydirt for the first time in his career, rushing in a touchdown from one yard out...Finished the day with five rushes for 10 yards (2.0 avg.) with a long of five yards...**vs. Pittsburgh (Nov. 21):** Rushed twice for five yards (2.5 avg.) and contributed on special teams...**at Denver (Nov. 28):** Inactive (healthy scratch)...**at Cincinnati (Dec. 5):** Contributed on special teams...**vs. NYG (Dec. 12):** Inactive (healthy scratch)...**at Houston (Dec. 26):** Led the Chargers with 16 special teams snaps played...**vs. Denver (Jan. 2):** Totaled 10 special teams snaps contributed.

2021, LOS ANGELES CHARGERS															
Date	Opp.	Res.	Games P/S	Rushing					Receiving				Scrim Yds		
				Att	Yds	Avg.	Lg	TD	No.	Yds	Avg.	Lg		TD	
09/12	at Was	W	1/0	8	27	3.4	13	0	0	0	—	—	0	27	
09/19	Dal	L	1/0	1	-1	-1.0	-1	0	1	-1	-1.0	-1	0	-2	
09/26	at KC	W	1/0	4	3	0.8	4	0	0	0	—	—	0	3	
10/04	LV	W	1/0	11	31	2.8	9	0	0	0	—	—	0	31	
10/10	Cle	W	1/0	0	0	0.0	0	0	0	0	—	—	0	0	
10/17	at Bal	L	0/0	—	Inactive	—	—	—	—	—	—	—	—	—	
10/31	NE	L	1/0	4	11	2.8	4	0	0	0	—	—	0	11	
11/07	at Phi	W	1/0	1	1	1.0	1	0	0	0	—	—	0	1	
11/14	Min	L	1/0	5	10	2.0	5	1	0	0	—	—	0	10	
11/21	Pit	W	1/0	2	5	2.5	5	0	0	0	—	—	0	5	
11/28	at Den	L	0/0	—	Inactive	—	—	—	—	—	—	—	—	—	
12/05	at Cin	W	1/0	0	0	0.0	0	0	0	0	—	—	0	0	
12/12	NYG	W	0/0	—	Inactive	—	—	—	—	—	—	—	—	—	
12/16	KC	L (OT)	0/0	—	Inactive	—	—	—	—	—	—	—	—	—	
12/26	at Hou	L	1/0	0	0	0.0	0	0	0	0	—	—	0	0	
01/02	Den	W	1/0	0	0	0.0	0	0	0	0	—	—	0	0	
01/09	at LV	L (OT)	0/0	0	0	0.0	0	0	0	0	—	—	0	0	
'21 TOTALS			9-8	12/0	36	87	2.4	13	1	0	0	—	—	0	86

RETURN STATISTICS															
Date	Opp.	Res.	Games Played	Kickoff Returns					Punt Returns				Ret. Yds		
				No.	Yds	Avg.	Lg	TD	Att	Yds	Avg.	Lg		TD	
09/12	at Was	W	1	0	0	—	—	0	0	0	—	—	0	0	
09/19	Dal	L	1	0	0	—	—	0	0	0	—	—	0	0	
09/26	at KC	W	1	2	37	18.5	20	0	0	0	—	—	0	37	
10/04	LV	W	1	2	35	17.5	24	0	0	0	—	—	0	35	
10/10	Cle	W	1	3	45	15.0	16	0	0	0	—	—	0	45	
10/17	at Bal	L	0	0	0	—	—	0	0	0	—	—	0	0	
10/31	NE	L	1	0	0	—	—	0	0	0	—	—	0	0	
11/07	at Phi	W	1	0	0	—	—	0	0	0	—	—	0	0	
11/14	Min	L	1	0	0	—	—	0	0	0	—	—	0	0	
11/21	Pit	W	1	0	0	—	—	0	0	0	—	—	0	0	
11/28	at Den	L	0	0	0	—	—	0	0	0	—	—	0	0	
12/05	at Cin	W	1	0	0	—	—	0	0	0	—	—	0	0	
12/12	NYG	W	0	0	0	—	—	0	0	0	—	—	0	0	
12/16	KC	L (OT)	0	0	0	—	—	0	0	0	—	—	0	0	
12/26	at Hou	L	1	0	0	—	—	0	0	0	—	—	0	0	
01/02	Den	W	1	0	0	—	—	0	0	0	—	—	0	0	
01/09	at LV	L (OT)	0	0	0	—	—	0	0	0	—	—	0	0	
'21 TOTALS			9-8	12	7	117	16.7	24	0	0	0	—	—	0	117

LARRY ROUNTREE III NFL STATISTICS

Year	Team	GP	GS	No.	— Rushing —				Att	— Receiving —				— Scrimmage — Yards
					Yds	Avg.	Lg	TD		Yds	Avg.	Lg	TD	
2021	Los Angeles Chargers	11	0	36	87	2.4	13	1	1	-1	-1.0	-1	0	86
NFL Totals		11	0	36	87	2.4	13	1	1	-1	-1.0	-1	0	86



CHRIS RUMPH II ⚡ 94

OUTSIDE LINEBACKER | DUKE

6-2 | 244 lbs | GAINESVILLE, FLA.

DRAFT 4 — 2021

EXPERIENCE: ROOKIE

2021: Appeared in 16 games, serving as a primary contributor on special teams, while adding 14 tackles (seven solo), one sack and two tackles for loss defensively...Registered first career sack in the Week 13 win at Cincinnati, dropping QB Joe Burrow for a loss of five yards in the fourth quarter of the Week 13 road victory...**at Washington (Sept. 12):** Saw action on one defensive snap with contributions primarily in the kicking game, logging 16 special teams snaps played...**vs. Dallas (Sept. 19):** Saw action on six defensive snaps, while continuing to add value in the kicking game...**at Kansas City (Sept. 26):** Saw action on a career-high 24 defensive snaps, logging two tackles (one solo)...Added one tackle on punt coverage...Helped anchor a defensive unit that held Chiefs QB Patrick Mahomes to 5.9 yards per attempt, the third-lowest output of his career, as the unit forced four Chiefs turnovers, the most takeaways by the Bolts in a single game since 2018 (Week 17)...**vs. Las Vegas (Oct. 4):** Secured one solo stop in run defense of RB Josh Jacobs in the second quarter...Continued to contribute on special teams...Saw action on a team-best 22 special teams snaps, helping the Bolts secure a divisional win on *Monday Night Football*...**vs. Cleveland (Oct. 10):** Saw action on four defensive snaps, primarily contributing on special teams...**at Baltimore (Oct. 17):** Notched one tackle, a solo stop of RB Le'Veon Bell, as well as one special teams tackle on kickoff coverage...**vs. New England (Oct. 31):** Saw action on 10 snaps defensively, while leading the special teams units with a team-high 26 plays in the kicking game...**at Philadelphia (Nov. 7):** Saw action on seven defensive snaps while continuing to be stalwart on special teams...**vs. Minnesota (Nov. 14):** Saw action on a team-best 24 special teams snaps...**vs. Pittsburgh (Nov. 21):** Provided support in run defense, securing two tackles of RB Najee Harris towards the end

2021, LOS ANGELES CHARGERS

Date	Opp.	Res.	P/S	Games		Tackles					Interceptions					Fumbles		
				Tot	So	As	Sk	Yd	TFL	No.	Yd	Lg	TD	PD	FF	FR		
09/12	at Was	W	1/0	0	0	0	0.0	0	0	0	0	0	0	0	0	0	0	0
09/19	Dal	L	1/0	0	0	0	0.0	0	0	0	0	0	0	0	0	0	0	0
09/26	at KC	W	1/0	2	1	1	0.0	0	0	0	0	0	0	0	0	0	0	0
10/04	LV	W	1/0	1	1	0	0.0	0	0	0	0	0	0	0	0	0	0	0
10/10	Cle	W	1/0	0	0	0	0.0	0	0	0	0	0	0	0	0	0	0	0
10/17	at Bal	L	1/0	1	1	0	0.0	0	0	0	0	0	0	0	0	0	0	0
10/31	NE	L	1/0	0	0	0	0.0	0	0	0	0	0	0	0	0	0	0	0
11/07	at Phi	W	1/0	0	0	0	0.0	0	0	0	0	0	0	0	0	0	0	0
11/14	Min	L	1/0	0	0	0	0.0	0	0	0	0	0	0	0	0	0	0	0
11/21	Pit	W	1/0	2	0	2	0.0	0	0	0	0	0	0	0	0	0	0	0
11/28	at Den	L	1/0	0	0	0	0.0	0	0	0	0	0	0	0	0	0	0	0
12/05	at Cin	W	1/0	3	2	1	1.0	5	1	0	0	0	0	0	0	0	0	0
12/12	NYG	W	1/0	3	1	2	0.0	0	1	0	0	0	0	0	0	0	0	0
12/16	KC	L (OT)	1/0	2	1	1	0.0	0	0	0	0	0	0	0	0	0	0	0
12/16	at Hou	L	0/0	— Reserve/COVID-19 —														
01/02	Den	W	1/0	0	0	0	0.0	0	0	0	0	0	0	0	0	0	0	0
01/09	at LV	L (OT)	1/0	0	0	0	0.0	0	0	0	0	0	0	0	0	0	0	0
'21 TOTALS				9-8	16/0	14	7	7	1.0	5	2	0	0	—	0	0	0	0

of the first quarter...**at Denver (Nov. 28):** Continued to contribute on special teams...**at Cincinnati (Dec. 5):** Logged his first career sack and landed a team-high three quarterback hits on QB Joe Burrow...Finished the game with three tackles (two solo)...Also added a team-best two special teams tackles, securing stops on punt and kickoff coverage...**vs. N.Y. Giants (Dec. 12):** Totaled three tackles (one solo), including a tackle for loss for the second-straight week...**vs. Kansas City (Dec. 16):** Secured two tackles defensively (one solo), partnering with LB Nick Niemann to corral WR Mecole Hardman on punt coverage...vs. Denver (Jan. 2): Saw action on a team-high 19 special teams snap contributed...Also saw action defensively...at Las Vegas (Jan. 9): Saw action on a team-high 28 special teams snaps in the season finale.

CHRIS RUMPH II NFL STATISTICS

Year	Team	G	GS	— Tackles —				Yds	TFL	— Interceptions —					— Fumbles —					
				Total	Solo	Asst	Sacks			No.	Yds	Lg	TD	PD	FF	FR	Yds	ST Tackles		
2021	Los Angeles Chargers	16	0	14	7	7	1.0	5	2	0	0	—	0	0	0	0	0	0	0	5
NFL Totals		16	0	14	7	7	1.0	5	2	0	0	—	0	0	0	0	0	0	0	5



ASANTE SAMUEL JR. ⚡ 26

CORNERBACK | FLORIDA STATE

5-11 | 180 lbs | FORT LAUDERDALE, FLA.

DRAFT 2 — 2021

EXPERIENCE: ROOKIE

2021: Started all 12 appearances at CB, registering 11 passes defended to go along with a team-best two interceptions, adding 43 tackles (33 solo) and one tackle for loss...Ranked second on the team with 11 pass deflections...Gathered both interceptions within the first three games, the most by any Chargers defender in team history, while becoming the youngest player in team history to record an interception...**Awards:** NFL Defensive Rookie of the Month (September)...Pro Football Journal First-Team All-Rookie (CB)...Pepsi Zero Sugar Rookie of the Week (Weeks 2, 3)...**at Washington (Sept. 12):** Started at CB, logging four tackles (three solo), including a tackle for loss in run support...On LB Kyzir White's forced fumble deep in Washington territory, which led to a Chargers score, provided the initial hit on RB Antonio Gibson... On third-and-10 in the fourth quarter, provided coverage on WR Dymari Brown, dropping Brown on a loss of two yards and forcing Washington to settle for a field goal try...Provided coverage for a defensive unit that held Washington to 133 net passing yards in the season-opening win...**vs. Dallas (Sept. 19):** Picked off Cowboys QB Dak Prescott to secure his first career interception...Added three passes defended in coverage, along with four tackles (three solo)...**at Kansas City (Sept. 26):** Picked off Chiefs QB Patrick Mahomes for his second interception in as many weeks to lead all NFL rookies, ranking tied for second in the league...Added two tackles (one solo) in the road win at Kansas City...Helped anchor a defensive unit that held Mahomes to 5.9 yards per attempt, the third-lowest output of his career, as the unit forced four Chiefs turnovers, the most takeaways by the Bolts in a single game since 2018 (Week 17)...**vs. Las Vegas (Oct. 4):** Added one pass defended and four tackles (three solo) to his season tally, continuing to lead all NFL rookies in passes defended and INTs...**vs. Cleveland (Oct. 10):** Secured three solo stops in pass coverage...**at Baltimore (Oct. 17):** Saw action on a team-high 65 defensive snaps, securing four

2021, LOS ANGELES CHARGERS																			
Date	Opp.	Res.	Games		Tackles						Interceptions					Fumbles			
			P/S	Tot	So	As	Sk	Yd	TFL	No.	Yd	Lg	TD	PD	FF	FR			
09/12	at Was	W	1/1	4	3	1	0.0	0	0	1	0	0	—	0	0	0	0	0	
09/19	Dal	L	1/1	4	3	1	0.0	0	0	0	1	26	—	0	3	0	0	0	
09/26	at KC	W	1/1	1	0	1	0.0	0	0	0	1	0	—	0	1	0	0	0	
10/04	LV	W	1/1	4	3	1	0.0	0	0	0	0	0	—	0	1	0	0	0	
10/10	Cle	W	1/1	3	3	0	0.0	0	0	0	0	0	—	0	0	0	0	0	
10/17	at Bal	L	1/1	4	3	1	0.0	0	0	0	0	0	—	0	0	0	0	0	
10/31	NE	L	1/1	3	3	0	0.0	0	0	0	0	0	—	0	0	0	0	0	
11/7	at Phi	W	0/0	—	Inactive	—	—	—	—	—	—	—	—	—	—	—	—	—	—
11/14	Min	L	1/1	1	1	0	0.0	0	0	0	0	0	—	0	1	0	0	0	
11/21	Pit	W	1/1	7	5	2	0.0	0	0	0	0	0	—	0	1	0	0	0	
11/28	at Den	L	0/0	—	Inactive	—	—	—	—	—	—	—	—	—	—	—	—	—	—
12/05	at Cin	W	0/0	—	Inactive	—	—	—	—	—	—	—	—	—	—	—	—	—	—
12/12	NYG	W	0/0	—	Inactive	—	—	—	—	—	—	—	—	—	—	—	—	—	—
12/16	KC	L (OT)	0/0	—	Inactive	—	—	—	—	—	—	—	—	—	—	—	—	—	—
12/26	at Hou	L	1/1	3	3	0	0.0	0	0	0	0	0	—	0	2	0	0	0	
01/02	Den	W	1/1	5	2	3	0.0	0	0	0	0	0	—	0	1	0	0	0	
01/09	at LV	L (OT)	1/1	4	4	0	0.0	0	0	0	0	0	—	0	1	0	0	0	
'21 TOTALS			9-7	12/12	43	33	10	0.0	0	1	2	26	26	0	11	0	0	0	0

tackles (three solo)...**vs. New England (Oct. 31):** Logged three solo stops prior to departing the game in the second quarter due to injury...**at Philadelphia (Nov. 7):** Inactive (concussion)...**vs. Minnesota (Nov. 14):** In his first game back from injury, logged one solo tackle and one pass defended...**vs. Pittsburgh (Nov. 21):** Secured a career-high seven tackles (five solo), along with one pass defended, in the primetime win over the Steelers...**at Denver (Nov. 28):** Inactive (concussion)...at Houston (Dec. 26): Returned to the lineup and secured two passes defended, adding three solo stops...**vs. Denver (Jan. 2):** Totaled five tackles (two solo), along with a pass defended to total his team-best 10th pass deflection of the season...**at Las Vegas (Jan. 9):** Closed out the season with four solo stops and one pass defended in the season finale.

ASANTE SAMUEL JR. NFL STATISTICS

Year	Team	GP	GS	— Tackles —				Yds	TFL	— Interceptions —					— Fumbles —			ST Tackles	
				Total	Solo	Asst	Sacks			No.	Yds	Lg	TD	PD	FF	FR	Yds		
2021	Los Angeles Chargers	12	12	43	33	10	0.0	0	1	2	26	26	0	11	0	0	0	0	0
NFL Totals		12	12	43	33	10	0.0	0	1	2	26	26	0	11	0	0	0	0	0



MICHAEL SCHOFIELD III ⚡ 72

GUARD/TACKLE | MICHIGAN

6-6 | 301 lbs | ORLAND PARK, ILL.

FREE AGENT — 2021

EXPERIENCE: 8TH NFL SEASON

4TH YEAR WITH CHARGERS

2021: Started 12 of 15 appearances at RG...Entered the Week 5 matchup against Cleveland in the first quarter, playing the remaining 70 offensive snaps in a winning effort...Joined the Chargers prior to Week 2, seeing first game action in the Week 3 win at Kansas City...**vs. Dallas (Sept. 19):** Inactive (healthy scratch)...**at Kansas City (Sept. 26):** Logged first action of the season with the Bolts, contributing on the field goal protection unit...**vs. Las Vegas (Oct. 4):** Saw action on a season-high 10 offensive snaps, aiding as an extra offensive lineman...**vs. Cleveland (Oct. 10):** Entered the game on the second offensive series and played out the remainder of the contest at RG, helping the Chargers advance to 4-1 on the season...**at Baltimore (Oct. 17):** Started at RG and protected Justin Herbert as he became the second-fastest player in NFL history to eclipse 6,000 (21 games)...**vs. New England (Oct. 17):** Helped an offensive front that propelled the run game to total 122 yards on the ground in the first half, the fourth-most by a Chargers offense in the opening half over the last decade...**at Philadelphia (Nov. 7):** Protected Justin Herbert as the signal-caller secured his sixth career outing with with multiple passing touchdowns and a rushing score, registering a career-best 84.2 completion percentage in the road win at Philadelphia...**vs. Minnesota (Nov. 14):** Helped protect Justin Herbert who accounted for his 50th career passing touchdown, becoming one of four QBs in league history to do so within their first 25 career games...**vs. Pittsburgh (Nov. 21):** Supported Justin Herbert as the signal-caller became the first QB in NFL history to throw for 350 yards and rush for 90 yards in a single game, as RB Austin Ekeler totaled a career-high four scrimmage touchdowns...**at Denver (Nov. 28):** Provided support on the offensive front...**at Cincinnati (Dec. 5):** Provided protection as Justin Herbert recorded his 15th career 300-yard outing and 11th three-touchdown performance, while reaching 700 career completions faster than any player in NFL history (27 games)...**vs. N.Y. Giants (Dec. 12):** Protected Justin Herbert as he threw for three touchdowns, becoming the first player in NFL history to toss at least 30 touchdowns in each of their first two seasons in NFL history...**vs. Kansas City (Dec. 16):** Contributed a unit that did not allow a sack, marking the first occurrence since Week 9 and just the second occasion this season...**at Houston (Dec. 26):** Blocked for RB Justin Jackson as the versatile back totaled 162 yards from scrimmage, the most by a Chargers back since 2019...**vs. Denver (Jan. 2):** Kept Justin Herbert clean as the offensive line did not allow a sack for the third time this season, as Herbert tossed two touchdowns to break the franchise's single-season passing touchdown mark...**at Las Vegas (Jan. 9):** In the season finale, helped RB Austin Ekeler reach a league-high 20 touchdowns from scrimmage on the season, as Justin Herbert totaled three passing touchdown to set the NFL record for most passing touchdowns (69) and total touchdowns (77) by any player in their first two seasons in pro football history.

MICHAEL SCHOFIELD III NFL GAMES

Year	Team	GP	GS
2015	Denver	13	13
2016	Denver	16	16
2017	Los Angeles Chargers	15	5
2018	Los Angeles Chargers	16	16
2019	Los Angeles Chargers	16	16
2020	Carolina	11	3
2021	Los Angeles Chargers	15	12
NFL Totals		102	81

POSTSEASON			
Year	Team	GP	GS
2015	Denver	3	3
2018	Los Angeles Chargers	2	2
Postseason Totals		5	5

2020: Appeared in 11 games for the Carolina Panthers, logging three starting nods...Started the season at LG in each of Carolina's first two games...Started Week 17 at LT.

2019: Started all 16 games at RG, blocking for RB Austin Ekeler to become the second-ever Charger to post 100 yards rushing and receiving in a single game (Lionel James, 1985)...Paved the path for Ekeler to total the most yards from scrimmage by a RB over the first two games in a season in team annals with 287 yards and to post 100-plus scrimmage yards and a TD in three of the first four contests...Protected Rivers to move to No. 6 on the all-time passing yards list...**vs. Indianapolis (Sept. 8):** Blocked for Austin Ekeler to become the fifth player in the last decade to post 150-plus yards from scrimmage and three scrimmage TDs in a season opener...Kept Philip Rivers upright to throw for 333 yards and three TDs while completing 73.5 percent of his passes (121.3 rating)...Paved the way for a rushing attack that averaged 6.0 yards-per-attempt...Blocked LB Anthony Walker on a screen pass to Ekeler that ended up being a 55-yard TD...Threw a block on LB Darius Leonard to help Ekeler score a TD on a game-winning seven-yard carry...Blocked on two running plays for RB Justin Jackson to gain 20-plus yards...**at Detroit (Sept. 15):** Blazed the trail for another efficient rushing attack that posted 137 yards and a score on 5 attempts (5.5 avg.)...**at Miami (Sept. 29):** Kept Philip Rivers upright to throw for 310 yards and two TDs while registering a 131.9 pass rating, giving the Bolts a 29-0 record when Rivers eclipses a 130 rating...**vs. Denver (Oct. 6):** Kept Philip Rivers upright to find Austin Ekeler for a franchise-record 15 receptions... Played all 70 offensive snaps...**vs. Green Bay (Nov. 3):** Played all 71 offensive snaps after starting at RG...Part of a line that blocked for an offense to post 442 total net yards, including a season-high 159 on the ground...**at Oakland (Nov. 7):** Started at RG, appearing in the 70th game of his career while making career start No. 60...Played all 77 offensive snaps and four on special teams...**vs. Kansas City (Estadio Azteca, Nov. 18):** Played all 79 offensive snaps and four on special teams after starting at RG...

Blocked for Philip Rivers to record his sixth 300-yard performance and for the offense to post 400-plus yards for the second time in three weeks...**at Jacksonville (Dec. 8):** Part of a line that blocked for the offense to post 525 total net yards, including 195 on the ground...Paved the way for Austin Ekeler to register over 100 yards rushing and 100 yards receiving, the second-ever Charger to do so (Lionel James, 1985)...Had a key block on CB A.J. Bouye on Ekeler's 84-yard TD catch-and-run while blocking CB D.J. Hayden on the play Ekeler eclipsed 100 receiving yards...**at Kansas City (Dec. 29):** Blocked for the offense to rush for over 100 yards while giving Philip Rivers time to complete 67.4 percent of his passes.

2018: Started all 16 games at RG...Part of a line that protected QB Philip Rivers to pass Hall of Fame QB Fran Tarkenton for the sixth-most career TD passes in NFL history and Hall of Fame QB John Elway for the eighth-most passing yards in league annals...Blocked for Rivers to pass Hall of Fame QB Terry Bradshaw and New York Giants QB Eli Manning to tie Hall of Fame QB Johnny Unitas for the 10th-most regular-season victories by a QB...Gave Rivers time to post two games with 400-plus yards, five with 300-plus yards and four three-TD contests...Protected Rivers to set a team mark with multiple TD passes in the first 12 games of the season and 13-straight contests dating back to 2017, becoming the fourth QB in history to have multiple TD passes in the first 12 games to open a season...Kept Rivers upright to post a passer rating of at least 90 in each of the first 14 games this season, becoming the third QB to do so in each of the first 14 games of a season in NFL history...Protected Rivers to post the most efficient game in NFL history, setting all-time marks for single-game consecutive completions (25) and single-game completion percentage with at least 20 pass attempts (96.6)...Blocked for the NFL's No. 11 offense, posting 372.6 yards-per-game...Paved the way for Gordon to record the first five-game streak with at least one scrimmage TD and 120-plus yards from scrimmage in a decade (RB Jamaal Charles, 2007)...Appeared on 75 special teams plays...Started at RG in both playoffs games...Added eight plays on special teams in the postseason...**vs. Kansas City (Sept. 9):** Blocked for the offense to total a Week 1-high 541 net yards, including 123 on the ground...Protected Philip Rivers to throw for 424 yards and three TDs for a 103.7 passer rating...**at Buffalo (Sept. 16):** Kept Philip Rivers upright to complete 85.2 percent of his passes for 256 yards and three TDs (143.2 passer rating)...Blocked for RB Austin Ekeler to record a single-game career-high 77 rushing yards and for Melvin Gordon to match a career best with three total TDs (one rushing, two receiving)...**at Los Angeles Rams (Sept. 23):** Protected Philip Rivers to throw for 226 yards and two TDs, registering a 105.7 passer rating...Blocked for an offense that posted 141 rushing yards on 20 carries (7.1 avg.)...Provided a sealing block for Austin Ekeler to post a game-long 32-yard carry in the third quarter...**vs. San Francisco (Sept. 30):** Blocked for Melvin Gordon to record his first 100-yard rushing game of the season, finishing with 104 yards...It marked the fourth-straight contest where the offense posted at least 100 rushing yards...Protected Philip Rivers to throw for three TDs...**at Cleveland (Oct. 14):** Started at RG and played 53 offensive snaps, marking his 50th game played and 40th start of his career...Paved the way for the offense to register 449 yards of offense including a season-high 246 on the ground, which was the most by a Chargers offense since 2008...Blocked for Melvin Gordon to post a single-game career high three rushing TDs, including a key block on Gordon's second TD of the day...Protected Philip Rivers to reach 15 TDs on the year, tying for the most of his career through the first six games of a season...**vs. Tennessee (Wembley Stadium, Oct. 21):** Provided time for Philip Rivers to throw two TDs and 306 yards, registering a 137.7 passer rating, his sixth rating of 100-plus for the year...The two TDs put Rivers at 17 for the season, tying for the most through the first seven games of a season in his career...**at Oakland (Nov. 11):** Blocked for Melvin Gordon to post 165 yards from scrimmage and a TD for the fifth-straight game, the longest streak since 2007 (Jamaal Charles)...

Protected Philip Rivers to throw for two TDs and 223 yards (105.1 passer rating) for his eighth game of 2018 with a passer rating of 100-plus, good for the most of his career through nine games in a season...**vs. Denver (Nov. 18):** Provided time for Philip Rivers to throw for 401 yards, his 11th career 400-yard output, and two TDs, his team-record 11th-straight game with multiple TD passes (dating back to 2017)...Paved the way for Melvin Gordon to post his sixth-straight game with at least 120 yards from scrimmage...**vs. Arizona (Nov. 25):** Helped keep Philip Rivers upright to record the most efficient game in NFL history, setting all-time marks for single-game consecutive completions (25) and single-game completion percentage with at least 20 pass attempts (96.6)...Protected Rivers to become the fourth-ever QB to post multiple TD passes in each of the first 11 games to open a season, with the game marking the 56th three-TD game of Rivers' career...Part of a line that paved the way for a rushing attack to post 178 yards...**at Pittsburgh (Dec. 2):** Provided time for Philip Rivers to become the fourth QB in history to record 12-consecutive games to open a season with multiple TDs and the third QB ever to post 12-straight games to start a season with a 90-plus passer rating...Blocked for Rivers to record 299 passing yards and two TDs for a 115.4 passer rating on 26-of-36 passing (72.2 pct.)...Part of a line that blocked for a rushing attack that posted 83 yards on 13 attempts (6.4 avg.) in the second half...**at Baltimore (AFC Wild Card, Jan. 6):** Started at RG and playing all 73 offensive snaps...Blocked on a line that allowed just one sack to a Baltimore pass rush that had more than 40 on the season...**at New England (AFC Divisional, Jan. 13):** Part of a line that blocked for Philip Rivers to throw for a postseason single-game career-high 331 yards...Played all 71 snaps on offense after starting at RG.

2017: Started five games, including the 30th of his career, and appeared in 10 others...**vs. Kansas City (Sept. 24):** Saw his first action on offense in a Chargers uniform, registering the 30th start of his career...Opened the game at RT in place of injured T Joe Barksdale, playing all 73 snaps on offense...Added two snaps on special teams...**vs. Denver (Oct. 22):** Appeared on all 58 offensive snaps and three on special teams after opening the game at RT for his 35th career game played...Provided time for QB Philip Rivers to post 183 yards and two TDs on 15-of-26 passing (105.1 passer rating) for the QB's 100th career victory...**at New England (Oct. 29):** Started at RT, helping pave the way for Melvin Gordon to rush for a season-high 132 yards and an 87-yard TD on 14 carries (9.4 avg.)...Part of a line that blocked for the team to total 157 rushing yards, the second-most by the Chargers in a game since 2014 (208 vs. Tennessee, Nov. 6, 2016)... On the TD run, created an edge with G Kenny Wiggins for Gordon to run off-tackle before taking it the rest of the way...**vs. Buffalo (Nov. 19):** Started at RT, joining G Dan Feeney and Kenny Wiggins as the only Chargers to play all 74 offensive snaps...Protected Philip Rivers and QB Kellen Clemens to throw for a combined 284 passing yards and two TDs for a 108.4 passer rating, including Rivers completing 20-of-32 passes (62.5 pct.) for 251 yards and two TDs (107.7 passer rating) through three quarters...It marked the fifth game of the season for Rivers with a passer rating above 100 and his fourth above 105...Blocked for Melvin Gordon and RB Austin Ekeler to combine for 120 rushing yards and two TDs on 26 carries (4.6 avg.)...Sealed off LB Preston Brown to open a hole for Gordon on a 20-yard run.

2016: Started all 16 games for the first time in his career at RG...Saw action at LT and RT...Paved the way for an offense that posted 143 points in the fourth quarter, good for No. 3 in the NFL...Blocked for a rushing attack that eclipsed 100 yards in seven games, including a season-high 190 in Week 7...**vs. Carolina (Sept. 8):** Started at RG and provided blocking for the offense to rush for 148 yards...**vs. Houston (Oct. 24):** Paved the way for a season-high 190-yard output in the running game...**at Jacksonville (Dec. 4):** Part of a line that blocked for 104 rushing yards, the third-straight week with 100-plus.

2015: Started all 13 games he appeared in at RT for the first starts of his career...Blocked for an offense that posted the eighth-most points (116) and the eighth-most rushing yards (487) in the fourth quarter...Part of an offense that ran for five TDs of 20-plus yards, tied for second-most in the NFL...Part of an offensive line that blocked for the offense to post 100-plus rushing yards in six of the final seven regular-season games...Opened all three postseason games at RT...**Awards:** Super Bowl 50 Champion...**vs. Baltimore (Sept. 13):** Made his NFL debut by starting at RT...**at Cleveland (Oct. 18):** Paved the way for an offense that put up 442 total yards, including 152 on the ground...**vs. Green Bay (Nov. 1):** Protected QB Peyton Manning to throw for 340 yards as the offense totaled 500 yards...**vs. San Diego (Jan. 3):** Opened at RT, helping the offense post season highs in total yards (503) and rushing yards (210)...**vs. Pittsburgh (AFC Divisional, Jan. 17):** Blocked for an offense that ran for 109 yards...Started at RT in his postseason debut...**vs. New England (AFC Championship, Jan. 24):** Started at RT in the first conference championship of his career...**vs. Carolina (Super Bowl 50, Feb. 7):** Opened his first Super Bowl at RT, helping with a block on a TD run by RB C.J. Anderson in the fourth quarter to seal the game.

2014: Spent the season on Denver's active roster, but did not dress for a game.

COLLEGE: Played four seasons (2010-13) at Michigan after redshirting in 2009...Played in all 52 possible games of his four-year career, starting 26 at RG and 10 at LG...Recorded 31 blocks resulting in a rushing TD during his three years (2011-13) as a starter...Part of an OL that allowed just 17 sacks as a senior, leading to his second-team All-Big Ten recognition... As a sophomore, blocked for a rushing offense that finished No. 2 in the Big Ten with 221.9 rushing yardsper-game, featuring two 1,000-yard rushers in QBs Denard Robinson and Fitzgerald Toussaint.

PERSONAL: Given name Michael Ross Schofield III...Last name is pronounced SKO-field...In the summer of 2018, married his wife, United States Women's Hockey forward Kendall Coyne Schofield, who won a gold medal with the team over Canada during the XXIII Olympic Winter Games in February 2018 in PyeongChang, South Korea...Earned a degree physical education from Michigan...**High School:** Was a consensus four-star recruit out of Carl Sandburg High in Orland Park, Ill. ...Started the last three years as an offensive lineman, allowing no sacks as a senior to earn the offense's Most Valuable Player award... Totaled 83 tackles on defense in 2008... Lettered four years in football and three in track & field.



RASHAWN SLATER ⚡ 70

TACKLE | NORTHWESTERN

6-4 | 315 lbs | SUGAR LAND, TEXAS

DRAFT 1 — 2021

EXPERIENCE: ROOKIE

2021: As a rookie, started all 16 appearances at LT...Prior to being placed on Reserve/COVID-19 and missing Week 15, was one of two Chargers offensive linemen to play 100 percent of the team's offensive snaps...**Awards:** Pro Bowl Selection (First)...*The Associated Press* Second-Team All-Pro (T)...*Professional Football Writers of America* All-AFC (T)...*PFWA* All-Rookie (T)...*Pro Football Focus* All-Rookie (T)...*Pro Football Journal* First-Team All-AFC (T)...*PFJ* First-Team All-Rookie (T)...**at Washington (Sept. 12):** Started the season opener at LT...Saw action on all 81 of the Chargers' offensive snaps, helping keep QB Justin Herbert clean as the second-year signal caller logged his ninth-career 300-yard passing performance, helping the Bolts secure a Week 1 victory...**vs. Dallas (Sept. 19):** In his first home start as a member of the Bolts, started at LT and helped protect Justin Herbert totaled 338 yards passing to secure his 10th career 300-yard performance, tying the NFL record for most outings of the like through a player's first two seasons...**at Kansas City (Sept. 26):** Started at LT, helping secure the Bolts' second road win, and first AFC West Division victory, of the 2021 slate...Kept Justin Herbert clean as the signal-caller orchestrated his second come-from-behind fourth-quarter victory behind a four-TD effort...**vs. Las Vegas (Oct. 4):** Started at LT and did not miss an offensive snap, keeping Justin Herbert clean as the signal-caller registered three first-half passing touchdowns, as his seven passing scores on *Monday Night Football* are tied for the second-most by any player through their first two starts on *MNF* in league history...**vs. Cleveland (Oct. 10):** Helped protect Justin Herbert as the second-year signal-caller threw for a career-high 398 passing yards, along with four passing scores and a rushing touchdown...Herbert secured his 11th career 300-yard outing, the most by any QB in their first two seasons in NFL history...**at Baltimore (Oct. 17):** Protected Justin Herbert as he became the second-fastest player in NFL history to eclipse 6,000 (21 games)...**vs. New England (Oct. 17):** Helped an offensive front that propelled the run game to total 122 yards on the ground in the first half, the fourth-most by a Chargers offense in the opening half over the last decade...**at Philadelphia (Nov. 7):** Protected Justin Herbert as the signal-caller secured his sixth career outing with with multiple passing touchdowns and a rushing score,

RASHAWN SLATER NFL GAMES

Year	Team	GP	GS
2021	Los Angeles Chargers	16	16
NFL Totals		16	16

registering a career-best 84.2 completion percentage in the road win at Philadelphia... **vs. Minnesota (Nov. 14):** Helped protect Justin Herbert who accounted for his 50th career passing touchdown, becoming one of four QBs in league history to do so within their first 25 career games...**vs. Pittsburgh (Nov. 21):** Supported Justin Herbert as the signal-caller became the first QB in NFL history to throw for 350 yards and rush for 90 yards in a single game, as RB Austin Ekeler totaled a career-high four scrimmage touchdowns... **at Denver (Nov. 28):** Protected Justin Herbert as he found WR Keenan Allen eight times to tie the NFL record for fastest to 700 career receptions (111 games)...**at Cincinnati (Dec. 5):** Provided protection as Justin Herbert recorded his 15th career 300-yard outing and 11th three-touchdown performance, while reaching 700 career completions faster than any player in NFL history (27 games)...**vs. N.Y. Giants (Dec. 12):** Protected Justin Herbert as he threw for three touchdowns, becoming the first player in NFL history to toss at least 30 touchdowns in each of their first two seasons in NFL history...**at Houston (Dec. 26):** Blocked for RB Justin Jackson as the versatile back totaled 162 yards from scrimmage, the most by a Chargers back since 2019...**vs. Denver (Jan. 2):** Kept Justin Herbert clean as the offensive line did not allow a sack for the third time this season, as Herbert tossed two touchdowns to break the franchise's single-season passing touchdown mark...**at Las Vegas (Jan. 9):** In the season finale, helped RB Austin Ekeler reach a league-high 20 touchdowns from scrimmage on the season, as Justin Herbert totaled three passing touchdowns to set the NFL record for most passing touchdowns (69) and total touchdowns (77) by any player in their first two seasons in pro football history...**vs. NFC (2022 Pro Bowl, Jan. 6):** Started at LT, the lone rookie to begin the game for the AFC, in a winning effort over the NFC, 41-35.



RYAN SMITH ⚡ 23

CORNERBACK | NORTH CAROLINA CENTRAL

5-11 | 189 lbs | UPPER MARLBORO, MD.

UFA (TB) — 2021

EXPERIENCE: 6TH NFL SEASON

1ST YEAR WITH CHARGERS

2021: Started the season on Reserve/Injured (core muscle), before being designated to return prior to Week 4 and, ultimately, being activating prior to Week 5, making his debut as a member of the Chargers in the Week 5 win over Cleveland...Placed on Reserve/Injured (knee) following the Week 9 win at Philadelphia...**vs. Cleveland (Oct. 10):** Logged a career-high three special teams stops...**at Baltimore (Oct. 17):** Continued to support in the kicking game...**vs. New England (Oct. 31):** Following injuries to the secondary, saw significant time at CB, playing a season-high 13 defensive snaps...Continued to contribute on special teams...**at Philadelphia (Nov. 7):** Started at CB, his first starting nod as a member of the Chargers, and totaled two tackles (one solo) prior to sustaining a knee injury.

2021, LOS ANGELES CHARGERS																	
Date	Opp.	Res.	Games P/S	Tackles					Interceptions					Fumbles			
				Tot	So	As	Sk	Yd TFL	No.	Yd	Lg	TD	PD	FF	FR		
09/12	at Was	W	0/0	- Reserve/Injured -													
09/19	Dal	L	0/0	- Reserve/Injured -													
09/26	at KC	W	0/0	- Reserve/Injured -													
10/04	LV	W	0/0	- Reserve/Injured -													
10/10	Cle	W	1/0	0	0	0	0.0	0	0	0	0	0	0	0	0	0	
10/17	at Bal	L	1/0	0	0	0	0.0	0	0	0	0	0	0	0	0		
10/31	NE	L	1/0	0	0	0	0.0	0	0	0	0	0	0	0	0		
11/07	at Phi	W	1/1	2	1	1	0.0	0	0	0	0	0	0	0	0		
11/14	Min	L	0/0	- Reserve/Injured -													
11/21	Pit	W	0/0	- Reserve/Injured -													
11/28	at Den	L	0/0	- Reserve/Injured -													
12/05	at Cin	W	0/0	- Reserve/Injured -													
12/12	NYG	W	0/0	- Reserve/Injured -													
12/16	KC	L (OT)	0/0	- Reserve/Injured -													
12/26	at Hou	L	0/0	- Reserve/Injured -													
01/02	Den	W	0/0	- Reserve/Injured -													
01/09	at LV	L (OT)	0/0	- Reserve/Injured -													
'21 TOTALS				9-8	4/1	2	1	1	0.0	0	0	0	0	0	0	0	0

RYAN SMITH NFL STATISTICS

Year	Team	GP	GS	— Tackles —					— Interceptions —					— Fumbles —				
				Total	Solo	Asst	Sacks	Yds	TFL	No.	Yds	Lg	TD	PD	FF	FR	Yds	ST Tackles
2016	Tampa Bay	14	0	0	0	0	0.0	0	0	0	0	0	0	0	0	0	0	1
2017	Tampa Bay	15	10	61	50	11	0.0	0	0	0	0	5	2	1	0	0	0	2
2018	Tampa Bay	16	6	33	26	7	0.0	0	1	1	0	0	6	1	1	0	0	5
2019	Tampa Bay	12	0	4	3	1	0.0	0	0	0	0	0	1	1	0	0	0	7
2020	Tampa Bay	16	0	0	0	0	0.0	0	0	0	0	0	0	0	0	0	0	4
2021	Los Angeles Chargers	4	1	2	1	1	0.0	0	0	0	0	0	0	0	0	0	0	3
NFL Totals		77	17	100	80	20	0.0	0	1	1	0	0	0	12	4	2	0	22



EASTON STICK ⚡ 2

QUARTERBACK | NORTH DAKOTA STATE

6-1 | 224 lbs | OMAHA, NEB.

DRAFT 5 — 2019

EXPERIENCE: 3RD NFL SEASON

3RD YEAR WITH CHARGERS

2021: Inactive for each of the team's first 15 games, before dressing in the Week 16 contest at Houston...**at Washington (Sept. 12):** Inactive (healthy scratch)...**at Houston (Dec. 26):** Active, did not play...vs. Denver (Jan. 2): Inactive (healthy scratch).

Date	Opp.	Res.	Games P/S	Passing														
				Att	Cmp	Pct.	Yards	TD	Int	Lg	Sk	Rating						
09/12	at Was	W	0/0															
09/19	Dal	L	0/0															
09/26	at KC	W	0/0															
10/04	LV	W	0/0															
10/10	Cle	W	0/0															
10/17	at Bal	L	0/0															
10/31	NE	L	0/0															
11/7	at Phi	W	0/0															
11/14	Min	L	0/0															
11/21	Pit	W	0/0															
11/28	at Den	L	0/0															
12/05	at Cin	W	0/0															
12/12	NYG	W	0/0															
12/16	KC	L (OT)	0/0															
12/26	at Hou	L	0/0															
01/02	Den	W	0/0															
01/09	at LV	L (OT)	0/0															
'21 TOTALS			9-8	0/0	0	0	0.0	0	0	0	0	0	0	0	0	0	0	0

EASTON STICK NFL STATISTICS

Year	Team	GP	GS	— Passing —										— Rushing —					
				Att	Cmp	Pct.	Yards	Y/A	TD	Int	Lg	Sk	Lost	Rating	Att	Yds	Avg.	Lg	TD
2020	Los Angeles Chargers	1	0	1	1	100.0	4	4.0	0	0	4	0	0	83.3	1	-2	-2.0	-2	0
2021	Los Angeles Chargers	0	0	0	0	0.0	0	—	0	0	—	0	0	0.0	0	0	—	—	0
NFL Totals		1	0	1	1	100.0	4	4.0	0	0	4	0	0	83.3	1	-2	-2.0	-2	0



KIONDRE THOMAS ⚡ 38

CORNERBACK | KANSAS STATE

6-0 | 190 lbs | FORK SMITH, ARK.

FREE AGENT — 2021

EXPERIENCE: ROOKIE

2021: Appeared in four games for the Bolts...Elevated from the practice squad for the team's Week 9 win at Philadelphia, logging first NFL snap on special teams...Brought up as a COVID-19 replacement for Weeks 10 through 12...**at Philadelphia (Nov. 7):** Made NFL debut...Saw action on nine special teams plays...**vs. Minnesota (Nov. 14):** Contributed on seven special teams snaps...**vs. Pittsburgh (Nov. 21):** Secured his first NFL special teams tackle, coming up with the stop on kickoff coverage...**at Denver (Nov. 28):** Continued to contribute on special teams.

2021, LOS ANGELES CHARGERS																			
Date	Opp.	Res.	Games		Tackles						Interceptions					Fumbles			
			P/S		Tot	So	As	Sk	Yd	TFL	No.	Yd	Lg	TD	PD	FF	FR		
09/12	at Was	W	0/0		— Practice Squad	—													
09/19	Dal	L	0/0		— Practice Squad	—													
09/26	at KC	W	0/0		— Practice Squad	—													
10/04	LV	W	0/0		— Practice Squad	—													
10/10	Cle	W	0/0		— Practice Squad	—													
10/17	at Bal	L	0/0		— Practice Squad	—													
10/31	NE	L	0/0		— Practice Squad	—													
11/07	at Phi	W	1/0		0	0	0	0.0	0	0	0	0	—	0	0	0	0	0	0
11/14	Min	L	1/0		0	0	0	0.0	0	0	0	—	0	0	0	0	0	0	0
11/21	Pit	W	1/0		0	0	0	0.0	0	0	0	—	0	0	—	0	0	0	0
11/28	at Den	L	1/0		0	0	0	0.0	0	0	0	—	0	0	—	0	0	0	0
12/05	at Cin	W	0/0		— Practice Squad	—													
12/12	NYG	W	0/0		— Practice Squad	—													
12/16	KC	L (OT)	0/0		— Practice Squad	—													
12/26	at Hou	L	0/0		— Practice Squad	—													
01/02	Den	W	0/0		— Practice Squad	—													
01/09	at LV	L (OT)	0/0		— Practice Squad	—													
'21 TOTALS			9-8	4/0	0	0	0	0.0	0	0	0	0	—	0	0	0	0	0	0

KIONDRE THOMAS NFL STATISTICS

Year	Team	GP	GS	— Tackles —						— Interceptions —					— Fumbles —			ST Tackles		
				Total	Solo	Asst	Sacks	Yds	TFL	No.	Yds	Lg	TD	PD	FF	FR	Yds			
2021	Los Angeles Chargers	4	0	0	0	0	0.0	0	0	0	0	—	0	0	0	0	0	0	0	1
NFL Totals		4	0	0	0	0	0.0	0	0	0	0	—	0	0	0	0	0	0	0	1



JERRY TILLERY ⚡ 99

DEFENSIVE LINE | NOTRE DAME
 6-6 | 295 lbs | SHREVEPORT, LA.
 DRAFT 1 — 2019
 EXPERIENCE: 3RD NFL SEASON
 3RD YEAR WITH CHARGERS

2021: Started 15 of 16 games along the defensive front, registering a career-high 4.5 tackles, six tackles for loss and 14 quarterback hits on pass rushing downs, adding 51 tackles (24 solo)...
at Washington (Sept. 12): Saw action on 42 defensive snaps, providing pressure on the pass rush, helping the secondary limit Washington to just 133 net passing yards en route to a Week 1 victory on the road...
vs. Dallas (Sept. 19): Amassed a career-high seven tackles (four solo) in the home opener, splitting a sack of Cowboys QB Dak Prescott with S Derwin James Jr. in the third quarter...
at Kansas City...at Kansas City (Sept. 26): Secured two tackles (one solo), including a tackle for loss of Chiefs RB Clyde Edwards-Helaire on a first-and-10 in the fourth quarter...Helped anchor a defensive unit that held Chiefs QB Patrick Mahomes to 5.9 yards per attempt, the third-lowest output of his career, as the unit forced four Chiefs turnovers, the most takeaways by the Bolts in a single game since 2018 (Week 17)...
vs. Las Vegas (Oct. 4): Dropped QB Derek Carr for a loss of 10 yards on first-and-15 towards the end of the opening quarter...Finished the day with two tackles (one solo)...
vs. Cleveland (Oct. 10): Amassed six stops (two solo) in the win over Cleveland...
at Baltimore (Oct. 17): Partnered with LB Amen Ogbongbemiga on a run stop of RB Latavius Murray for his lone stop of the day...Added two quarterback hits...
vs. New England (Oct. 31): Secured his first sack of the season, dropping QB Mac Jones for a loss of seven yards on third down to close out the first quarter, forcing a Patriots punt...Finished the game with four tackles (three solo)...
at Philadelphia (Nov. 7): Notched three stops (one solo), including part of a run stuff of RB Jordan Howard...
vs. Minnesota (Nov. 14): Totaled three tackles (two solo) in run support...
at Denver (Nov 28): Provided two tackles in run support...
at Cincinnati (Dec. 5): Totaled one tackle and one QB hit on Joe Burrow...
vs. N.Y. Giants (Dec. 12): Secured five tackles (two solo) in a winning effort...

2021, LOS ANGELES CHARGERS																	
Date	Opp.	Res.	Games		Tackles						Interceptions				Fumbles		
			P/S	Tot	So	As	Sk	Yd	TFL	No.	Yd	Lg	TD	PD	FF	FR	
09/12	at Was	W	1/1	0	0	0	0.0	0	0	0	0	0	0	0	0	0	0
09/19	Dal	L	1/1	7	4	3	0.5	5	0	0	0	0	0	0	0	0	0
09/26	at KC	W	1/1	2	1	1	0.0	0	1	0	0	0	0	0	0	0	0
10/04	LV	W	1/1	3	1	2	1.0	10	1	0	0	0	0	0	0	0	0
10/10	Cle	W	1/1	6	2	4	0.0	0	0	0	0	0	0	0	0	0	0
10/17	at Bal	L	1/1	1	0	1	0.0	0	0	0	0	0	0	0	0	0	0
10/31	NE	L	1/1	4	3	1	1.0	7	1	0	0	0	0	0	0	0	0
11/07	at Phi	W	1/1	4	1	3	0.0	0	0	0	0	0	0	0	0	0	0
11/14	Min	L	1/0	3	2	1	0.0	0	0	0	0	0	0	0	0	0	0
11/21	Pit	W	0/0	— Reserve/COVID-19 —													
11/28	at Den	L	1/1	2	1	1	0.0	0	0	0	0	0	0	0	0	0	0
12/05	at Cin	W	1/1	1	1	0	0.0	0	0	0	0	0	0	0	0	0	0
12/12	NYG	W	1/1	5	2	3	0.0	0	0	0	0	0	0	0	0	0	0
12/16	KC	L (OT)	1/1	3	2	1	0.0	0	0	0	0	0	0	0	0	0	0
12/26	at Hou	L	1/1	4	2	2	1.0	6	1	0	0	0	0	0	0	0	0
01/02	Den	W	1/1	4	2	2	1.0	10	2	0	0	0	0	0	0	0	0
01/09	at LV	L (OT)	1/1	2	1	1	0.0	0	0	0	0	0	0	0	0	0	0
'21 TOTALS			9-8	16/15	51	24	27	4.5	38	6	0	0	0	0	0	0	0

vs. Kansas City (Dec. 16): Notched three tackles (two solo) and two quarterback hits...
at Houston (Dec. 26): Secured four tackles (three solo) and dropped QB Davis Mills for a loss of six yards to log his third sack of the season...
vs. Denver (Jan. 2): Notched his second sack in as many weeks, finishing the outing with two tackles for loss...Totaled four tackles (two solo)...Dropped QB Drew Lock on fourth-and-six in the opening quarter to total 4.5 sacks on the year, before corraling WR Javontae Williams for a loss of four yards to mark his career-best second TFL of the day...
at Las Vegas (Jan. 9): Capped the season with two tackles (one solo) in the season finale.

JERRY TILLERY NFL STATISTICS

Year	Team	GP	GS	— Tackles —				Yds	TFL	— Interceptions —				— Fumbles —			ST Tackles	
				Total	Solo	Asst	Sacks			No.	Yds	Lg	TD	PD	FF	FR		Yds
2019	Los Angeles Chargers	15	3	17	9	8	2.0	11.5	3	0	0	—	0	0	0	0	0	0
2020	Los Angeles Chargers	16	11	30	19	11	3.0	24	3	0	0	—	0	2	2	1	0	0
2021	Los Angeles Chargers	16	15	51	24	27	4.5	38	6	0	0	—	0	0	0	0	0	0
NFL Totals		47	29	98	52	46	9.5	73.5	12	0	0	—	0	2	2	1	0	0



DRUE TRANQUILL ⚡ 49

LINEBACKER | NOTRE DAME

6-2 | 234 lbs | FORT WAYNE, IND.

DRAFT 4 — 2019

EXPERIENCE: 3RD NFL SEASON

3RD YEAR WITH CHARGERS

2021: Totaled a career-high 70 tackles (42 solo), ranking fourth on the team, in 14 games played (seven starts)...Added 1.5 sacks and five tackles for loss...Continued to serve as a primary contributor on special teams protection and coverage units...**at Washington (Sept. 12):** Saw action on four defensive snaps, while logging a team-best 19 special teams plays...Partnered with TE Stephen Anderson for a tackle on punt coverage...**vs. Dallas (Sept. 19):** Following an injury to LB Kenneth Murray Jr., provided support on defense, securing three solo stops, including a tackle for loss after dropping Cowboys RB Ezekiel Elliott on an outside zone run, shedding a block from the Dallas offensive front...**at Kansas City (Sept. 26):** Recorded a season-high eight tackles (six solo), one-half of a sack and one tackle for loss...In the second quarter, dropped Chiefs RB Clyde Edwards-Helaire for a loss of one yard following a short pass across the middle... On the ensuing play, partnered with OLB Joey Bosa to drop QB Patrick Mahomes for a loss of eight yards, leading to a Kansas City punt...Helped anchor a defensive unit that held Mahomes to 5.9 yards per attempt, the third-lowest output of his career, as the unit forced four Chiefs turnovers, the most takeaways by the Bolts in a single game since 2018 (Week 17)...**vs. Las Vegas (Oct. 4):** Started at LB, totaling five tackles (three solo) and a quarterback hit in the winning effort over the Raiders...**at Baltimore (Oct. 17):** Inactive (chest)...**vs. New England (Oct. 31):** Returned to action after being inactive for Week 6, logging four tackles (two solo), three of which stops came in run support...Added a tackle on punt coverage...**at Philadelphia (Nov. 7):** Paced the team with nine tackles (four solo) in the road victory...**vs. Pittsburgh (Nov. 21):** Returned from Reserve/COVID-19 and supplied one tackle in pass coverage...Contributed on 14 special teams stats...**at Denver (Nov. 28):** Logged three tackles (one solo), along with a special

2021, LOS ANGELES CHARGERS																		
Date	Opp.	Res.	Games P/S	Tackles					Interceptions					Fumbles				
				Tot	So	As	Sk	Yd	TFL	No.	Yd	Lg	TD	PD	FF	FR		
09/12	at Was	W	1/0	0	0	0	0.0	0	0	0	0	0	0	0	0	0	0	0
09/19	at Dal	L	1/0	3	3	0	0.0	0	1	0	0	0	0	0	0	0	0	0
09/26	at KC	W	1/0	8	6	2	0.5	4	1	0	0	0	0	0	0	0	0	0
10/04	LV	W	1/1	5	2	3	0.0	0	0	0	0	0	0	0	0	0	0	0
10/10	Cle	W	1/1	10	6	4	0.0	0	1	0	0	0	0	0	0	0	0	0
10/17	at Bal	L	0/0	— Inactive —														
10/31	NE	L	1/0	4	2	2	0.0	0	0	0	0	0	0	0	0	0	0	0
11/07	at Phi	W	1/0	9	4	5	0.0	0	0	0	0	0	0	0	0	0	0	0
11/14	Min	L	0/0	— Reserve/COVID-19 —														
11/21	Pit	W	1/0	1	1	0	0.0	0	0	0	0	0	0	0	0	0	0	0
11/28	at Den	L	1/1	3	1	2	0.0	0	0	0	0	0	0	0	0	0	0	0
12/05	at Cin	W	1/1	10	6	4	1.0	10	1	0	0	0	0	1	0	0	0	0
12/12	NYG	W	1/1	5	4	1	0.0	0	0	0	0	0	0	0	0	0	0	0
12/16	KC	L (OT)	1/0	3	2	1	0.0	0	0	0	0	0	0	0	0	0	0	1
12/26	at Hou	L	1/1	5	5	0	0.0	0	1	0	0	0	0	0	0	0	0	0
01/02	Den	W	0/0	— Inactive —														
01/09	at LV	L (OT)	1/1	4	3	1	0.0	0	0	0	0	0	0	0	0	0	0	0
'21 TOTALS				9-8	14/7	70	42	28	1.5	14	5	0	0	0	0	1	0	1

teams stop on punt coverage...**at Cincinnati (Dec. 5):** Led the Chargers in tackles with 10 (six solo), notching his first full sack of the season and a pass defensed in coverage...On third-and-10 in the fourth quarter, brought down QB Joe Burrow to secure his first full QB takedown of 2021...**vs. N.Y. Giants (Dec. 12):** Amassed five tackles (one solo) while adding a stop on kickoff coverage in special teams support...**vs. Kansas City (Dec. 16):** Notched three tackles (two solo) and secured his first career fumble recovery... Landed on an OLB Joey Bosa strip-sack forced fumble of QB Patrick Mahomes in the second quarter, giving the Bolts another offensive possession before the intermission...**at Houston (Dec. 26):** Totaled five solo stops, all in the first half...On the final play of the first quarter, dropped RB Rex Burkhead for a loss of four yards to register his fifth tackle for loss of the season...**vs. Denver (Jan. 2):** Inactive (ankle)...**at Las Vegas (Jan. 9):** Closed out the season with four tackles (three solo) in the season finale.

DRUE TRANQUILL NFL STATISTICS

Year	Team	GP	GS	— Tackles —					Yds	TFL	— Interceptions —					— Fumbles —			ST Tackles
				Total	Solo	Asst	Sacks	Tackles			No.	Yds	Lg	TD	PD	FF	FR	Yds	
2019	Los Angeles Chargers	15	3	64	50	14	0.0	0	4	0	0	0	0	1	0	0	0	0	11
2020	Los Angeles Chargers	1	1	1	1	0	0.0	0	0	0	0	0	0	0	0	0	0	0	0
2021	Los Angeles Chargers	14	7	70	42	28	1.5	14	4	0	0	0	0	1	0	1	0	0	6
NFL Totals		30	11	135	93	42	1.5	14	8	0	0	0	0	2	0	1	0	0	17



TRISTAN VIZCAINO ⚡ 16

KICKER | WASHINGTON

6-2 | 205 lbs | CHINO HILLS, CALIF.

FREE AGENT — 2021

EXPERIENCE: 1ST NFL SEASON

1ST YEAR WITH CHARGERS

2021: Ranked third on the team with 28 points scored through the first six games...Connected on 6-of-7 field goal attempts (85.7 pct.) with a long make of 46 yards...**at Washington (Sept. 12):** Successfully converted two second-quarter field goals, the first from 33 yards out and the second from 27 yards out, to help the Chargers hold a lead going into halftime, one that they would not relinquish...Also added two extra points, taking his game total to eight points scored in the team's 20-17 Week 1 victory...**vs. Dallas (Sept. 19):** Matched a career-high with three field goals made, connecting on 3-of-4 tries (75.0 pct.) with a long of 46 yards...Connected on two field goals in the second half to tie the game on two occasions...**at Kansas City (Sept. 26):** Connected on a 24-yard field goal try to tie the game in the fourth quarter, helping set up QB Justin Herbert's second come-from-behind fourth-quarter win of the season and give the Bolts a 1-0 record in the AFC West at the onset of the divisional slate...Of his six kickoffs, five registered as touchbacks...**vs. Las Vegas (Oct. 4):** Successful on all four PATs...**vs. Cleveland (Oct. 10):** Aided the offense by converting three PATs in the winning effort over Cleveland...**at Baltimore (Oct. 17):** Attempted one PAT while kicking off twice.

TRISTAN VIZCAINO NFL STATISTICS

Year	Team	GP	— Field Goals —					— PAT —				— Total — Points
			FG	FGA	Pct.	Lg	Blk	XP	XPA	Pct.	Block	
2020	San Francisco	1	3	3	100.0	47	0	2	2	100.0	0	11
2021	Los Angeles Chargers	6	6	7	85.7	46	0	10	15	66.7	0	28
NFL Totals		7	9	10	90.0	47	0	12	17	70.6	0	39

Year	Team	— 0-19 Yards —			— 20-29 Yards —			— 30-39 Yards —			— 40-49 Yards —			— 50+ Yards —		
		FG	FGA	Pct.	FG	FGA	Pct.	FG	FGA	Pct.	FG	FGA	Pct.	FG	FGA	Pct.
2020	San Francisco	0	0	—	0	0	—	2	2	100.0	1	1	100.0	0	0	—
2021	Los Angeles Chargers	0	0	—	3	3	100.0	2	2	100.0	1	2	50.0	0	0	—
NFL Totals		0	0	—	3	3	100.0	4	4	100.0	2	3	66.7	0	0	—



MARK WEBB JR. ⚡ 29

DEFENSIVE BACK | GEORGIA

6-1 | 207 lbs | PHILADELPHIA, PA.

DRAFT 7 — 2021

EXPERIENCE: ROOKIE

2021: Served as a primary contributor on special teams through the first nine weeks...Placed on Reserve/Injured (knee) following Week 11...**at Washington (Sept. 12):** Saw action on 16 special teams snaps in the season-opening win...**vs. Dallas (Sept. 19):** Continued to contribute on special teams...**at Kansas City (Sept. 26):** Logged first defensive snaps as a member of the Chargers, seeing action on four plays...Logged first career tackle, a solo stop of Chiefs TE Travis Kelce...Helped the defensive unit hold Chiefs QB Patrick Mahomes to 5.9 yards per attempt, the third-lowest output of his career, as the unit forced four Chiefs turnovers, the most takeaways by the Bolts in a single game since 2018 (Week 17)...**vs. Las Vegas (Oct. 4):** Continued to contribute on special teams...**vs. Cleveland (Oct. 10):** Secured a tackle on kickoff coverage...**at Baltimore (Oct. 17):** Added support on special teams...**vs. New England (Oct. 31):** Inactive (healthy scratch)...**at Philadelphia (Nov. 7):** Secured one tackle, stopping QB Jalen Hurts after a third-down scramble...Contributed on special teams...**vs. Minnesota (Nov. 14):** Inactive (knee).

2021, LOS ANGELES CHARGERS

Date	Opp.	Res.	P/S	Games						Tackles					Interceptions					Fumbles				
				Tot	So	As	Sk	Yd	TFL	No.	Yd	Lg	TD	PD	FF	FR								
09/12	at Was	W	1/0	0	0	0	0.0	0	0	0	0	0	0	0	0	0	0	0	0	0	0	0	0	
09/19	Dal	L	1/0	0	0	0	0.0	0	0	0	0	0	0	0	0	0	0	0	0	0	0	0	0	
09/26	at KC	W	1/0	1	1	0	0.0	0	0	0	0	0	0	0	0	0	0	0	0	0	0	0	0	
10/04	LV	W	1/0	0	0	0	0.0	0	0	0	0	0	0	0	0	0	0	0	0	0	0	0	0	
10/10	Cle	W	1/0	0	0	0	0.0	0	0	0	0	0	0	0	0	0	0	0	0	0	0	0	0	
10/17	at Bal	L	1/0	0	0	0	0.0	0	0	0	0	0	0	0	0	0	0	0	0	0	0	0	0	
10/31	NE	L	0/0	— Inactive —																				
11/07	at Phi	W	1/0	1	1	0	0.0	0	0	0	0	0	0	0	0	0	0	0	0	0	0	0	0	
11/14	Min	L	0/0	— Inactive —																				
11/21	Pit	W	0/0	— Inactive —																				
11/28	at Den	L	0/0	— Reserve/Injured —																				
12/05	at Cin	W	0/0	— Reserve/Injured —																				
12/12	NYG	W	0/0	— Reserve/Injured —																				
12/16	KC	L (OT)	0/0	— Reserve/Injured —																				
12/26	at Hou	L	0/0	— Reserve/Injured —																				
01/02	Den	W	0/0	— Reserve/Injured —																				
01/09	at LV	L (OT)	0/0	— Reserve/Injured —																				
'21 TOTALS				9-8	7/0	2	2	0	0.0	0	0	0	0	0	0	0	0	0	0	0	0	0	0	0

MARK WEBB JR. NFL STATISTICS

Year	Team	GP	GS	— Tackles —						— Interceptions —					— Fumbles —							
				Total	Solo	Asst	Sacks	Yds	TFL	No.	Yds	Lg	TD	PD	FF	FR	Yds	ST Tackles				
2021	Los Angeles Chargers	7	0	2	2	0	0.0	0	0	0	0	0	0	0	0	0	0	0	0	0	0	1
NFL Totals		7	0	2	2	0	0.0	0	0	0	0	0	0	0	0	0	0	0	0	0	0	1



KYZIR WHITE ⚡ 44

LINEBACKER | WEST VIRGINIA

6-2 | 216 lbs | MACUNGIE, PA.

DRAFT 4 — 2018

EXPERIENCE: 4TH NFL SEASON

4TH YEAR WITH CHARGERS

2021: Starting all 17 games at LB, led the Chargers and ranked third in the AFC with a career-high 144 tackles (90 solo), seven of which registered as tackles for loss...Added two interceptions, three passes defended, two forced fumbles and one sack...Registered seven double-digit tackle performances on the season, the most by a Chargers defender since 2008 (Eric Weddle; 8)...Hit the century mark in tackles, joining S Derwin James Jr. as the first pair of Chargers teammates to each log 100 tackles in the same season since 2000...Became the first Chargers LB to secure multiple INTs in a single game since 2008, doing so in the Week 6 loss at Baltimore...Dropped Chiefs QB Patrick Mahomes in the Week 3 win at Kansas City, while forcing two fumbles in the Week 1 season-opening win at Washington, the most by any Chargers player in a single game since 2017...**Awards:** Pro Football Journal Second-Team All-Pro (LB)...PFJ Second-Team All-AFC (LB)...**at Washington (Sept. 12):** Started at LB and registered five tackles (three solo) and two forced fumbles...Knocked the ball away from RB Antonio Gibson twice, one that was recovered by OLB Kyler Fackrell on the Washington three-yard line, leading to a Chargers touchdown on the ensuing possession...Helped anchor a defensive unit that held Washington to 133 net yards passing...**vs. Dallas (Sept. 19):** Secured five tackles (four solo) in the home opener...**at Kansas City (Sept. 26):** Secured his first career full sack at the hands of Chiefs QB Patrick Mahomes, dropping Mahomes for a loss of one yard in the first quarter, thwarting a scramble by the Kansas City signal-caller...On the ensuing play from scrimmage, the Chargers forced a takeaway...Helped anchor a defensive unit that held Mahomes to 5.9 yards per attempt, the third-lowest output of his career, as the unit forced four Chiefs turnovers, the most takeaways by the Bolts in a single game since 2018 (Week 17)...**vs. Las Vegas (Oct. 4):** Totaled four tackles (three solo) in the home divisional victory over the Raiders...Added a tackle for loss on a critical third-and-two, before one play later preventing a fourth-down conversion, halting the Raiders short of the line to gain...**vs. Cleveland (Oct. 10):** Secured five solo stops in home win against the Browns, two of which occurring on third down...**vs. Cleveland (Oct. 10):** Accounted for a then-season-high 10 tackles (six solo), including one tackle for loss...In the second quarter, dropped RB Nick Chubb for a loss of five yards, his third tackle for loss of the season...**at Baltimore (Oct. 17):** Had a career day, recording two INTs and posting a season-high eight tackles (three solo) including one tackle for loss...By securing two INTs, became the first Chargers LB to register multiple interceptions in a single game since 2008...**vs. New England (Oct. 31):** Ranked second on the team with nine tackles (six solo)...On New England's

2021, LOS ANGELES CHARGERS																	
Date	Opp.	Res.	Games		Tackles					Interceptions					Fumbles		
			P/S	Tot	So	As	Sk	Yd	TFL	No.	Yd	Lg	TD	PD	FF	FR	
09/12	at Was	W	1/1	5	3	2	0	0	0	0	0	0	0	0	0	2	0
09/19	Dal	L	1/1	5	4	1	0	0	0	0	0	0	0	0	0	0	0
09/26	at KC	W	1/1	8	5	3	1	0	1	1	0	0	0	0	0	0	0
10/04	LV	W	1/1	4	3	1	0	0	1	0	0	0	0	0	0	0	0
10/10	Cle	W	1/1	5	5	0	0	0	0	0	0	0	0	0	0	0	0
10/17	at Bal	L	1/1	8	3	5	0	0	1	2	22	22	0	2	0	0	0
10/31	NE	L	1/1	10	6	4	0	0	1	0	0	0	0	0	0	0	0
11/07	at Phi	W	1/1	8	4	4	0	0	0	0	0	0	0	0	0	0	0
11/14	Min	L	1/1	12	8	4	0	0	1	0	0	0	0	0	0	0	0
11/21	Pit	W	1/1	9	6	3	0	0	0	0	0	0	0	1	0	0	0
11/21	at Den	L	1/1	12	9	3	0	0	0	0	0	0	0	0	0	0	0
12/05	at Cin	W	1/1	10	7	3	0	0	1	0	0	0	0	0	0	0	0
12/12	NYG	W	1/1	10	5	5	0	0	0	0	0	0	0	0	0	0	0
12/16	KC	L (OT)	1/1	9	9	5	0	0	1	0	0	0	0	0	0	0	0
12/26	at Hou	L	1/1	11	6	5	0	0	0	0	0	0	0	0	0	0	0
01/02	Den	W	1/1	11	5	6	0	0	0	0	0	0	0	0	0	0	0
01/09	at LV	L (OT)	1/1	7	2	5	0	0	0	0	0	0	0	0	0	0	0
'21 TOTALS	9-8	17/17		144	90	54	1.0	1	7	2	22	22	0	3	2	0	

opening offensive drive, dropped RB Rhamondre Stevenson for a loss of one yard to secure his team-best fourth tackle for loss of the season...**at Philadelphia (Nov. 7):** Notched eight tackles (four solo)...**vs. Minnesota (Nov. 14):** Amassed a season-high 12 tackles (eight solo), along with one tackle for loss to register a team-best five tackles behind the line of scrimmage...Dropped RB Dalvin Cook for a loss of one yard on a pass in the first quarter, forcing a punt on the game's opening drive...**vs. Pittsburgh (Nov. 21):** Paced the defense with nine tackles (six solo), adding a pass defended on a throw intended for TE Pat Freiermuth that was batted away...**at Denver (Nov. 28):** Matched a season-high with 12 tackles (eight solo), providing support in run defense and pass coverage...Led the Chargers in tackles for the second-straight game...at Cincinnati (Dec. 5): For the third-straight week, led the Chargers in tackles, securing his fourth double-digit tackle performance of the season and third in the last four games...Notched 10 tackles (seven solo), including one tackle for loss to register his team-best sixth of the season...**vs. N.Y. Giants (Dec. 12):** For the fourth-straight game, put fourth a double-digit tackle performance...Paced the team with 10 tackles (five solo)...**vs. Kansas City (Dec. 16):** Led the team with nine solo stops, accumulating eight in the first half...**at Houston (Dec. 26):** Paced the Bolts with 11 tackles (six solo), securing his sixth double-digit tackle outing of the season...vs. Denver (Jan. 2): Led the Chargers with 11 tackles (five solo), totaling his seventh double-digit tackle performance of the season, the most by a Bolts defender since Eric Weddle's eight double-digit tackle outings in 2008...**at Las Vegas (Jan. 9):** Capped the year with seven tackles (two solo) in the season finale.

KYZIR WHITE NFL STATISTICS

Year	Team	GP	GS	— Tackles —				Yds	TFL	— Interceptions —					— Fumbles —			ST Tackles
				Total	Solo	Asst	Sacks			No.	Yds	Lg	TD	PD	FF	FR	Yds	
2018	Los Angeles Chargers	3	3	16	12	4	0.0	0	1	1	9	9	0	2	0	0	0	1
2019	Los Angeles Chargers	16	7	40	25	15	0.0	0	1	1	0	0	0	2	0	0	0	0
2020	Los Angeles Chargers	11	10	77	50	27	0.5	4.5	4	0	0	—	0	3	0	0	0	0
2021	Los Angeles Chargers	17	17	144	90	54	1.0	1	7	2	22	22	0	3	2	0	0	0
NFL Totals		47	37	277	177	100	1.5	5.5	13	4	31	22	0	10	2	0	0	1



MIKE WILLIAMS ⚡ 81

WIDE RECEIVER | CLEMSON

6-4 | 218 lbs | SANTEE, S.C.

DRAFT 1 — 2017

EXPERIENCE: 5TH NFL SEASON

5TH YEAR WITH CHARGERS

2021: Appeared in 16 games, making 14 starts at WR...Posted career highs with 76 receptions and 1,027 yards on the year, averaging 15.3 yards-per-reception and catching eight TDs on the season...The year marked his second 1,000-yard campaign...Set a single-season NFL record with five go-ahead TDs in the fourth quarter or overtime...Set another all-time single-season record by catching six TDs in the fourth quarter or overtime to tie the game or take the lead...Led the NFL with seven TD catches in the fourth quarter, tying for the most by a player in a season since at least 1991...Became the first player of the season to have multiple 40-yard receiving scores in a single game in the Week 5 win against the Browns...Had an AFC-leading nine catches of 40-plus yards on the season...Eclipsed 100 receiving yards in three games, giving him seven such performances in his career...Caught a TD each of the first four games of the season, tying for the third-longest streak by a Charger to start a season...**Awards:** Selected as a third alternate for the Pro Bowl...Pro Football Journal Second-Team All-AFC (WR)...**at Washington (Sept. 12):** Recorded a single-game career-high eight catches for 82 yards (10.3 avg.) and a TD...Started at WR and appeared on 61 offensive snaps...Hauled in the 400th completion of QB Justin Herbert's career...Fought through tight coverage by CB Benjamin St-Juste to corral a back-shoulder throw for a three-yard TD in the fourth quarter...Helped ice the game on the final, clock-killing drive by converting a third-and-seven and adjusting his body for another back-shoulder throw for a 20-yard gain against St-Juste...**vs. Dallas (Sept. 19):** Extended his streak of games with a TD catch to three consecutive, and two to start the 2021 season...Started at WR, hauling in seven passes for 91 yards (13.0 avg.) and the score...Set up his TD catch by finding a soft spot in the zone to gain 27 yards on third-and-13 in the second quarter...Lined up split out wide left on the next play, taking a quick pass and forcing missed tackles by CB Anthony Brown and S Damontae Kazee for the 12-yard TD...**at Kansas City (Sept. 26):** Registered 122 receiving yards and two TDs on seven receptions (17.4 avg.)...Hauled in a two-point conversion in the second quarter, running a slant-route from the left after the defense failed to cover him before the snap...The performance marked his fourth-straight with a scoring grab, including three-straight to start the year...Increased his career total to five 100-yard games...Beat CB Mike Hughes on a double-move early in the fourth quarter to haul in a 20-yard TD down the right sideline...Took advantage of the defense for a 43-yard gain on the first play of the team's next possession, running a seam-route from the left slot...Hauled in a four-yard TD on a back-shoulder fade in a one-on-one matchup with Hughes to clinch the victory with less than a minute remaining in the game...**vs. Las Vegas (Oct. 4):** Registered an 11-yard catch, kickstarting the team's second scoring drive of the game...**vs. Cleveland (Oct. 10):** Set a single-game career high with 165 receiving yards and two TDs on eight catches (20.6 avg.), including a career-long 72-yarder...Both TDs were 40-plus yards, making him the first player of the season to have multiple 40-yard receiving scores in a single game...On the first score,

2021, LOS ANGELES CHARGERS

Date	Opp.	Res.	P/S	Games				Receiving				Rushing				Scrim	
				No.	Yds	Avg.	Lg	TD	Att	Yds	Avg.	Lg	TD	Yds	Yds		
09/12	at Was	W	1/1	8	82	10.3	20	1	0	0	—	—	0	82			
09/19	Dal	L	1/1	7	91	1.0	27	1	0	0	—	—	0	91			
09/26	at KC	W	1/0	7	122	17.4	43	2	0	0	—	—	0	122			
10/04	LV	W	1/1	1	11	11.0	11	0	0	0	—	—	0	11			
10/10	Cle	W	1/1	8	165	20.6	72	2	0	0	—	—	0	165			
10/17	at Bal	L	1/1	2	27	13.5	26	0	0	0	—	—	0	27			
10/31	NE	L	1/1	2	19	9.5	14	0	0	0	—	—	0	19			
11/07	at Phi	W	1/1	2	58	29.0	49	0	0	0	—	—	0	58			
11/14	Min	L	1/1	4	33	8.3	11	0	0	0	—	—	0	33			
11/21	Pit	W	1/0	5	97	19.4	53t	1	0	0	—	—	0	97			
11/28	at Den	L	1/1	4	39	9.8	13	0	0	0	—	—	0	39			
12/05	at Cin	W	1/1	5	110	22.0	47	0	0	0	—	—	0	110			
12/12	NYG	W	1/1	6	61	10.2	25	0	0	0	—	—	0	61			
12/16	KC	L (OT)	1/1	3	49	16.3	27	0	0	0	—	—	0	49			
12/26	at Hou	L	0/0	— Reserve/COVID-19				—				—		—			
01/02	Den	W	1/1	3	63	21.0	45t	1	0	0	—	—	0	63			
01/09	at LV	L (OT)	1/1	9	119	13.2	47	1	0	0	—	—	0	119			
'21 TOTALS				9-7	16/14		76	1,146	15.1	72t	9	0	0	—	—	0	1,146

sprinted past the coverage of CB A.J. Green to be wide open on a go-route and bring in the 72-yard score...Helped the team re-gain the lead in the fourth quarter by beating the defense on a skinny-post-route for a 42-yard TD...**at Baltimore (Oct. 17):** Hauled in two passes for 27 yards (13.5 avg.)...Caught one of his passes for 26 yards in the second quarter after beating S Chuck Clark on a skinny-post-route from the right slot, setting up a TD on the next play...**vs. New England (Oct. 31):** Posted 19 receiving yards on two catches (9.5 avg.) in his sixth start at WR of the season...**at Philadelphia (Nov. 7):** Caught two passes for 58 yards (29.0 avg.), including one that went for 49 yards...On the play, got behind CB Darius Slay and adjusting to the pass from Justin Herbert to set the offense up at the 17-yard line...**vs. Minnesota (Nov. 14):** Hauled in four receptions for 33 yards (8.3 avg.), moving the chains on all four catches...**vs. Pittsburgh (Nov. 21):** Appeared in his second career game on *Sunday Night Football*, recording five catches for 97 yards (19.4 avg.), including a 53-yard TD in the fourth quarter that proved to be the game-winning score...On the TD, caught the Justin Herbert pass along the left sideline and sprinted down in for the 53-yard score, avoiding the arms of DB Tre Norwood just before scoring...In the first quarter, converted a third-and-14 to keep a TD drive alive by running a dig-route from the left to beat the coverage of CB Ahkello Witherspoon for a 22-yard gain...**at Denver (Nov. 28):** Started at WR, registering four catches for 39 yards (9.8 avg.)...**at Cincinnati (Dec. 5):** Recorded his third 100-yard game of the season, hauling in five passes for 110 yards (22.0 avg.)...Had a pair of catches of 40 or more yards, giving him seven for the season...Caught his first pass of 40-plus yards on the opening drive, getting behind the coverage of CB Chidobe Awuzie on a fade-route for a 41-yard gain...Hauled in his second pass of 40-plus yards on a go-route against CB Mike Hilton later in the first quarter, high-pointing the football to gain 47 yards...**vs. N.Y. Giants (Dec. 12):** Hauled in six catches for 61 yards (10.2 avg.), moving the chains on four of those receptions...Hauled in a pass over the middle on a shallow crossing-route from the left slot, beating CB James Bradberry and taking the football down

the right sideline for a 27-yard gain...**vs. Kansas City (Dec. 16):** Made his fourth career start on *Thursday Night Football*...Caught three passes for 49 yards (16.3 avg.)...Ran a crossing-route from right-to-left in the third quarter on third-and-one, hauling in a 17-yard pass and holding on despite an immediate hit from Mike Hughes...**vs. Denver (Jan. 2):** Recorded three catches for 63 yards (21.0 avg.) and a TD, hauling in the 45-yard score in the fourth quarter...Reached 1,000 yards on the season for the second time in his career...On the TD catch in the fourth quarter, got behind the coverage of CB Kyle Fuller and made a diving catch inside the five-yard line and slid into the end zone for the score...Moved the chains on third-and-three in the first quarter by beating CB Pat Surtain II on a slant-route for an 11-yard gain...**at Las Vegas (Jan. 9):** Caught nine passes for 119 yards (13.2 avg.) and a TD, recording his fourth 100-yard game of the season...Posted his ninth catch of 40-plus yards of the year, good for the most in the AFC...Caught the game-tying TD as time expired in regulation to

force overtime, giving him seven fourth-quarter TDs on the year, to tie for the most in a single season since at least 1991...It marked his sixth TD catch in the fourth quarter to take the lead or tie the game, setting an all-time record for a single season...Caught a back-shoulder fade down the left sideline despite tight coverage by CB Brandon Facyson for 18 yards to kick-start a TD drive...Later on that possession, caught a fourth-and-six pass right at the line to gain, moving the chains to keep the drive alive...Settled in at the line to gain late in the fourth quarter against the coverage of CB Desmond Trufant to haul in a 14-yard pass on fourth-and-10...Capped off the game-tying drive by catching a 12-yard TD pass, diving back to haul in the pass between coverage of CB Casey Hayward Jr., and S Dallin Leavitt Ran a dig-route against Hayward on fourth-and-nine in overtime, getting separation and catching a pass and running for a 47-yard gain.

MIKE WILLIAMS NFL STATISTICS

Year	Team	GP	GS	— Receiving —					— Rushing —					— Scrimmage —	
				No.	Yds	Avg.	Lg	TD	Att	Yds	Avg.	Lg	TD	Yards	
2017	Los Angeles Chargers	10	1	11	95	8.6	20	0	0	0	—	—	0	95	
2018	Los Angeles Chargers	15	5	43	664	15.4	55t	10	7	28	4.0	19t	1	692	
2019	Los Angeles Chargers	15	15	49	1,001	20.4	56	2	1	2	2.0	2	0	1,003	
2020	Los Angeles Chargers	15	11	48	756	15.8	64t	5	1	1	1.0	1	0	757	
2021	Los Angeles Chargers	16	14	76	1,146	15.1	72t	9	0	0	—	—	0	1,146	
NFL Totals		72	46	227	3,662	16.1	72t	26	9	31	3.4	19t	1	3,693	
POSTSEASON															
Year	Team	GP	GS	— Receiving —					— Rushing —					— Scrimmage —	
2018	Los Angeles Chargers	2	2	7	110	15.7	28	0	0	0	—	—	0	110	
Postseason Totals		2	2	7	110	15.7	28	0	0	0	—	—	0	110	

RECORDS

INDIVIDUAL RECORDS

*NFL Record

POINTS

Most Seasons Leading League

- 1 Nate Kaeding, 2009
- LaDainian Tomlinson, 2006
- John Carney, 1994

Most, Career

- 1,076 John Carney, 1990-2000
- 918 LaDainian Tomlinson, 2001-09
- 889 Nate Kaeding, 2004-12

Most, Season

- 186* LaDainian Tomlinson, 2006
- 146 Nate Kaeding, 2009
- 144 Nick Novak, 2013

Most, Season, Non-Kickers

- 186* LaDainian Tomlinson, 2006
- 124 Austin Ekeler, 2021
- 120 LaDainian Tomlinson, 2005

Most, Season, Rookie

- 114 Nate Kaeding, 2004
- 106 Josh Lambo, 2015
- Dennis ParTEE, 1968
- 94 Herb Travenio, 1965

Most, Game

- 30 Kellen Winslow, Nov. 22, 1981 at Oakland
- 24 (10x) Last: Austin Ekeler, Nov. 21, 2021 vs. Pit.
- 20 Mike Williams, Dec. 13, 2018 at Kansas City

TOUCHDOWNS

Most Seasons Leading League

- 3 Lance Alworth, 1964, 1965, 1966
- 1 Austin Ekeler, 2021
- LaDainian Tomlinson, 2006
- Chuck Muncie, 1981

Most, Career

- 153 LaDainian Tomlinson, 2001-09
- 116 Antonio Gates, 2003-18
- 83 Lance Alworth, 1962-70

Most, Season

- 31* LaDainian Tomlinson, 2006
- 20 Austin Ekeler, 2021
- LaDainian Tomlinson, 2005
- 19 Chuck Muncie, 1981

Most, Game

- 5 Kellen Winslow, Nov. 22, 1981 at Oakland
- 4 (10x) Last: Austin Ekeler, Nov. 21, 2021 vs. Pit.
- 3 (45x) Last: A.Ekeler, Oct. 10, 2021 vs. Cle.

Most Consecutive Games

- 18* LaDainian Tomlinson, 2004-05
- 10 LaDainian Tomlinson, 2006
- 9 Antonio Gates, 2009-10
- Natrone Means, 1993-94
- Lance Alworth, 1963

POINTS AFTER TOUCHDOWN

Most Seasons Leading League

- 2 Nate Kaeding, 2006
- Rolf Benirschke, 1981, 1982
- 1 Herb Travenio, 1965

Most, Career

- 349 Nate Kaeding, 2004-12
- 328 Rolf Benirschke, 1977-86
- 293 John Carney, 1990-2000

Most, Season

- 58 Nate Kaeding, 2006
- 55 Rolf Benirschke, 1981
- 54 Nate Kaeding, 2004

Most, Game

- 7 (6x) Last: N.Kaeding, Dec. 28, 2008 vs. Den.
- 6 (30x) Last: M.Badgley, Dec. 8, 2019 at. Jax.
- 5 (54x) Last: D.Hopkins, Nov. 21, 2021 vs. Pit.

Most Consecutive

- 250 Nate Kaeding, 2004-09
- 128 Nick Novak, 2011-14
- 87 Rolf Benirschke, 1983-86

Most Attempts, Career

- 352 Rolf Benirschke, 1977-86
- 351 Nate Kaeding, 2004-12
- 298 John Carney, 1990-2000

Most Attempts, Season

- 61 Rolf Benirschke, 1981
- 58 Nate Kaeding, 2006
- 55 Nate Kaeding, 2004
- Bob Thomas, 1985

Most Attempts, Game

- 8 Rolf Benirschke, Nov. 22, 1981 at Oakland
- 7 (6x) Last: N.Kaeding, Dec. 28, 2008 vs. Den.
- 6 (38x) Last: M. Badgley, Dec. 8, 2019 at. Jax.

TWO-POINT CONVERSIONS

Most Seasons Leading League

- 1 Ladarius Green, 2015
- Mikhael Ricks, 1999
- Ronnie Harmon, 1994

Most, Career

- 3 Ronnie Harmon, 1990-95
- 2 Keenan Allen, 2013-21
- Jared Cook, 2021
- Austin Ekeler, 2017-21
- Mike Williams, 2017-21
- Antonio Gates, 2003-18
- Melvin Gordon, 2015-19
- Ladarius Green, 2012-15
- Legedu Naanee, 2007-10
- Dave Kocourek, 1960-65

Most, Season

- 3 Ronnie Harmon, 1994
- 2 Jared Cook, 2021
- Austin Ekeler, 2021
- Melvin Gordon, 2018
- Antonio Gates, 2018
- 1 (33x) Last: Justin Herbert,
- Donald Parham Jr., & Mike Williams, 2021

Most, Game

- 2* Ladarius Green, Oct. 25, 2015 vs. Oakland
- 1 (41x) Last: A.Ekeler, Jan. 9, 2022 at L.V. (OT)

FIELD GOALS

Most Seasons Leading League

- 1 Nate Kaeding, 2009
- John Carney, 1994

Most, Career

- 261 John Carney, 1990-2000
- 180 Nate Kaeding, 2004-12
- 146 Rolf Benirschke, 1977-86

Most, Season

- 34 Nick Novak, 2013
- John Carney, 1994
- 32 Nate Kaeding, 2009
- 31 John Carney, 1993, 1999

Most, Game

- 6 (3x) Last: G.Davis, Oct. 5, 1997 at Oakland
- 5 (11x) Last: N.Kaeding, Sept. 10, 2012 at Oak.
- 4 (36x) Last: M.Badgley, Dec. 27, 2020 vs. Den.

Most, Game, No Misses

- 6 (3x) Last: G.Davis, Oct. 5, 1997 at Oakland
- 5 (10x) Last: N.Kaeding, Sept. 10, 2012 at Oak.
- 4 (25x) Last: M.Badgley, Nov. 3, 2019 vs. G.B.

Highest Percentage, Career (min. 100 att.)

- 87.0 Nate Kaeding, 2004-12 (180-of-207)
- 84.6 Nick Novak, 2011-14, '17 (110-of-130)
- 81.6 John Carney, 1990-00 (261-of-320)

Highest Percentage, Season (min. 15 att.)

- 93.8 Michael Badgley, 2018 (15-of-16)
- 91.9 Nick Novak, 2013 (34-of-37)
- 91.4 Nate Kaeding, 2009 (32-of-35)

Most Consecutive

- 32 Nick Novak, 2013-14
- 29 John Carney, 1992-93
- 22 Nate Kaeding, 2009-10

Most Attempts, Career

- 320 John Carney, 1990-2000
- 208 Rolf Benirschke, 1977-86
- 207 Nate Kaeding, 2004-12

Most Attempts, Season

- 40 John Carney, 1993
- 39 Michael Badgley, 2020
- 38 John Carney, 1994

Most Attempts, Game

- 7 Dick Van Raaphorst, Oct. 8, 1966 at N.Y. Jets
- 6 (6x) Last: Steve Christie, Dec. 1, 2002 vs. Den.
- 5 (25x) Last: N.Novak, Nov. 19, 2017 vs. Buf.

Longest

- 59 Michael Badgley, Dec. 9, 2018 vs. Cincinnati
- 57 Nate Kaeding, Dec. 21, 2008 at Tampa Bay
- 55 Nate Kaeding, Nov. 29, 2009 vs. Kansas City

RUSHING YARDS

Most Seasons Leading League

- 2 LaDainian Tomlinson, 2006, 2007
- 1 Dick Post, 1968
Paul Lowe, 1965

Most, Career

- 12,490 LaDainian Tomlinson, 2001-09
- 4,972 Paul Lowe, 1960-68
- 4,297 Marion Butts, 1989-93

Most, Season

- 1,815 LaDainian Tomlinson, 2006
- 1,683 LaDainian Tomlinson, 2002
- 1,645 LaDainian Tomlinson, 2003

Most, Game

- 243 LaDainian Tomlinson, Dec. 28, 2003 vs. Oak.
- 220 LaDainian Tomlinson, Dec. 1, 2002 vs. Denver
- 217 LaDainian Tomlinson, Sept. 29, 2002 vs. N.E.
Gary Anderson, Dec. 18, 1988 vs. Kansas City

Most Games 100 Yards or More, Career

- 46 LaDainian Tomlinson, 2001-09
- 15 Natrone Means, 1993-99
Paul Lowe, 1960-68
- 12 Ryan Mathews, 2010-14

Most Games 100 Yards or More, Season

- 10 LaDainian Tomlinson, 2006
- 7 LaDainian Tomlinson, 2002
Don Woods, 1974
- 6 Ryan Mathews, 2013
LaDainian Tomlinson, 2007
LaDainian Tomlinson, 2004
LaDainian Tomlinson, 2003
Natrone Means, 1994

Most Consecutive Games, 100 Yards or More

- 9 LaDainian Tomlinson, 2006
- 5 Natrone Means, 1994
- 4 LaDainian Tomlinson, 2007

Most Games 200 Yards or More, Career

- 4 LaDainian Tomlinson, 2001-09
- 1 Gary Anderson, 1985-88

Longest Run

- 87t Melvin Gordon, Oct. 29, 2017 at New England
Paul Lowe, Sept. 10, 1961 at Dallas Texans
- 86t Keith Lincoln, Sept. 30, 1962 at Oakland
- 85t LaDainian Tomlinson, Dec. 17, 2006 vs. K.C.

RUSHING TOUCHDOWNS

Most Seasons Leading League

- 3 LaDainian Tomlinson, 2004, 2006, 2007
- 1 Chuck Muncie, 1981
Paul Lowe, 1961, 1965

Most, Career

- 138 LaDainian Tomlinson, 2001-09
- 43 Chuck Muncie, 1980-84
- 38 Paul Lowe, 1960-68

Most, Season

- 28* LaDainian Tomlinson, 2006
- 19 Chuck Muncie, 1981
- 18 LaDainian Tomlinson, 2005

Most, Game

- 4 LaDainian Tomlinson, Oct. 14, 2007 vs. Oak.
LaDainian Tomlinson, Nov. 12, 2006 at Cin.
LaDainian Tomlinson, Oct. 15, 2006 at S.F.
Chuck Muncie, Nov. 29, 1981 vs. Denver
Clarence Williams, Sept. 16, 1979 vs. Buffalo
- 3 (22x), Last: M.Gordon, Oct. 15, 2018 at Cle.
- 2 (119x), Last: J.Jackson, Dec. 26, 2021 at Hou.

RUSHING AVERAGE

Most Seasons Leading League (min. 100 att.)

- 2 Paul Lowe, 1960, 1965
- 1 Dickie Post, 1968
Brad Hubbard, 1967
Keith Lincoln, 1963

Highest, Career (minimum 500 att.)

- 4.90 Paul Lowe, 1960-68
- 4.71 Keith Lincoln, 1961-66, '68
- 4.63 Austin Ekeler, 2017-21

Highest, Season (minimum 100 att.)

- 6.45 Keith Lincoln, 1963
- 6.29 Paul Lowe, 1960
- 5.71 Paul Lowe, 1963

Highest, Game (minimum 10 att.)

- 14.7 Michael Turner, Oct. 7, 2007 at Denver
- 13.8 Keith Lincoln, Sept. 30, 1962 at Oakland
- 12.7 Keith Lincoln, Oct. 20, 1963 at Kansas City

RUSHING ATTEMPTS

Most, Career

- 2,880 LaDainian Tomlinson, 2001-09
- 1,059 Melvin Gordon, 2015-19
- 1,031 Marion Butts, 1989-93

Most, Season

- 372 LaDainian Tomlinson, 2002
- 348 LaDainian Tomlinson, 2006
- 343 Natrone Means, 1994

Most, Game

- 39 LaDainian Tomlinson, Oct. 20, 2002 at Oak.
Marion Butts, Dec. 17, 1989 at Kansas City
- 37 (3x) Last: L.Tomlinson, Nov. 21, 2004 at Oak.
- 36 LaDainian Tomlinson, Sept. 9, 2001 vs. Was.
Gary Brown, Oct. 5, 1997 at Oakland

PASSING ATTEMPTS

Most Seasons Leading League

- 2 Dan Fouts, 1980, 1981
John Hadl, 1968, 1971
- 1 Philip Rivers, 2015

Most, Career

- 7,591 Philip Rivers, 2004-19
- 5,604 Dan Fouts, 1973-87
- 3,640 John Hadl, 1962-72

Most, Season

- 672 Justin Herbert, 2021
- 661 Philip Rivers, 2015
- 609 Dan Fouts, 1981

Most, Game

- 65 Philip Rivers, Oct. 18, 2015 at Green Bay
- 64 Justin Herbert, Jan. 9, 2022 at Las Vegas (OT)
- 58 Philip Rivers, Oct. 25, 2015 vs. Oakland
Mark Herrmann, Dec. 22, 1985 at K.C.

PASS COMPLETIONS

Most Seasons Leading League

- 2 Dan Fouts, 1980, 1981
John Hadl, 1968, 1971
- 1 Philip Rivers, 2015

Most, Career

- 4,908 Philip Rivers, 2004-19
- 3,297 Dan Fouts, 1973-1987
- 1,824 John Hadl, 1962-1972

Most, Season

- 443 Justin Herbert, 2021
- 437 Philip Rivers, 2015
- 396 Justin Herbert, 2020

Most, Game

- 43 Philip Rivers, Oct. 18, 2015 at Green Bay
- 38 Philip Rivers, Oct. 25, 2015 vs. Oakland
- 37 Mark Herrmann, Dec. 22, 1985 at K.C.
Dan Fouts, Nov. 18, 1984 vs. Miami (OT)

Most Consecutive

- 25* Philip Rivers, Nov. 25, 2018 vs. Arizona
- 22 Philip Rivers, Sept. 13, 2015 vs. Detroit —
Sept. 20, 2015 at Cincinnati
- 20 Philip Rivers, Sept. 13, 2015 vs. Detroit

COMPLETION PERCENTAGE

Most Seasons Leading League (min. 140 att.)

- 1 Philip Rivers, 2013
Mark Herrmann, 1985
Dan Fouts, 1979
Tobin Rote, 1963

Highest, Career (minimum 500 att.)

- 66.2 Justin Herbert, 2020-21
- 64.7 Philip Rivers, 2004-19
- 62.2 Drew Brees, 2001-05
- 58.8 Dan Fouts, 1973-87

Highest, Season (minimum 140 att.)

- 69.5 Philip Rivers, 2013
- 68.3 Philip Rivers, 2018
- 66.6 Justin Herbert, 2020

Highest, Game (minimum 20 att.)

- 96.6 Philip Rivers, Nov. 25, 2018 vs. Ari. (28-of-29)
- 90.0 Philip Rivers, Nov. 1, 2012 vs. K.C. (18-of-20)
- 88.0 Drew Brees, Oct. 31, 2004 vs. Oak. (22-of-25)

PASSING YARDS

Most Seasons Leading League

- 4 Dan Fouts, 1979, 1980, 1981, 1982
- 3 John Hadl, 1965, 1968, 1971
- 1 Philip Rivers, 2010

Most, Career

- 59,271 Philip Rivers, 2004-19
- 43,040 Dan Fouts, 1973-87
- 26,938 John Hadl, 1962-72

Most, Season

- 5,014 Justin Herbert, 2021
- 4,802 Dan Fouts, 1981
- 4,792 Philip Rivers, 2015

Most, Game

- 503 Philip Rivers, Oct. 18, 2015 at Green Bay
- 455 Philip Rivers, Sept. 26, 2010 at Seattle
- 444 Dan Fouts, Dec. 11, 1982 at San Francisco
Dan Fouts, Oct. 19, 1980 vs. N.Y. Giants

Most Games 300 Yards or More, Career

- 70 Philip Rivers, 2004-19
- 51 Dan Fouts, 1973-87
- 17 Justin Herbert, 2020-21

Most Games 300 Yards or More, Season

- 9 Justin Herbert, 2021
- 8 Justin Herbert, 2020
Philip Rivers, 2015, 2019
Dan Fouts, 1980
- 7 Dan Fouts, 1981, 1985

Most Consecutive Games, 300 Yards or More

- 5 Philip Rivers, 2015
- 4 Dan Fouts, 1980-81, 1979
- 3 Justin Herbert, 2021, 2020-21
Philip Rivers, 2017, 2016, 2010-11
Dan Fouts, 1985, 1980
John Hadl, 1967

Most Games 400 Yards or More, Career

- 11 Philip Rivers, 2004-19
- 6 Dan Fouts, 1973-87
- 1 Jim Harbaugh, 1999-2000

Longest Completion

- 99t* Stan Humphries, Sept. 18, 1994 at Seattle
- 91t Jack Kemp, Nov. 12, 1961 at Denver
- 88t Ed Luther, Dec. 3, 1984 vs. Chicago

TOUCHDOWN PASSES

Most Seasons Leading League

- 2 Dan Fouts, 1981, 1982
John Hadl, 1968, 1971
- 1 Philip Rivers, 2008

Most, Career

- 397 Philip Rivers, 2004-19
- 254 Dan Fouts, 1973-87
- 201 John Hadl, 1962-72

Most, Season

- 38 Justin Herbert, 2021
- 34 Philip Rivers, 2008
- 33 Philip Rivers, 2016
Dan Fouts, 1981

Most, Game

- 6 Dan Fouts, Nov. 22, 1981 at Oakland
- 5 (4x), Last: Drew Brees, Oct. 31, 2004 vs. Oak.
- 4 (31x), Last: J.Herbert, Oct. 10, 2021 vs. Cle.

Most Consecutive Games

- 28 Philip Rivers, 2012-14
- 27 Philip Rivers, 2017-18
- 23 Philip Rivers, 2009-10
- 21 Justin Herbert, 2020-21

INTERCEPTIONS THROWN

Most Seasons Leading League

- 2 Philip Rivers, 2014, 2016
John Hadl, 1968, 1972

Most, Career

- 242 Dan Fouts, 1973-87
- 211 John Hadl, 1962-72
- 198 Philip Rivers, 2004-19

Most, Season

- 32 John Hadl, 1968
- 26 John Hadl, 1972
- 25 John Hadl, 1971
Jack Kemp, 1960

Most, Game

- 6 Ed Luther, Oct. 31, 1983 vs. Washington
John Hadl, Dec. 8, 1968 vs. Kansas City
- 5 (9x), Last: C.Whelihan, Dec. 13, 1998 at Sea.
- 4 (33x), Last: P.Rivers, Nov. 18, 2019 vs. K.C.

Fewest, Season (minimum 150 att.)

- 3 Ed Luther, 1984 (151 att.)
- 4 Doug Flutie, 2003 (167 att.)
John Friesz, 1993 (238 att.)
- 6 Stan Humphries, 1997 (225 att.)

Most Consecutive Attempts, None Intercepted

- 194 Drew Brees, Oct. 17-Dec. 5, 2004
- 170 Philip Rivers, Nov. 27-Dec. 24, 2011
- 168 Dan Fouts, Sept. 27-Oct. 25, 1981

Lowest Percentage, Season (minimum 150 att.)

- 1.7 Justin Herbert, 2020
Philip Rivers, 2017
John Friesz, 1993
- 1.8 Drew Brees, 2004
- 1.9 Philip Rivers, 2009

PASSER RATING

Most Seasons Leading League (min. 300 att.)

- 1 Philip Rivers, 2008

Highest, Career (minimum 500 att.)

- 97.9 Justin Herbert, 2020-21
- 95.1 Philip Rivers, 2004-19
- 84.9 Drew Brees, 2001-05

Highest, Season (minimum 300 att.)

- 105.5 Philip Rivers, 2008, 2013, 2018
- 104.8 Drew Brees, 2004
- 104.4 Philip Rivers, 2009

Highest, Game (minimum 20 att.)

- 157.1 Dan Fouts, Sept. 7, 1981 at Cleveland
- 154.4 Philip Rivers, Dec. 8, 2019 at Jacksonville
- 153.1 Drew Brees, Oct. 31, 2004 vs. Oakland

RECEIVING YARDS

Most Seasons Leading League

- 3 Lance Alworth, 1965, 1966, 1968
- 1 Wes Chandler, 1982
John Jefferson, 1980

Most, Career

- 11,841 Antonio Gates, 2003-18
- 9,584 Lance Alworth, 1962-70
- 9,203 Charlie Joiner, 1976-86

Most, Season

- 1,602 Lance Alworth, 1965
- 1,393 Keenan Allen, 2017
- 1,383 Lance Alworth, 1966

Most, Game

- 260 Wes Chandler, Dec. 20, 1982 vs. Cincinnati
- 243 Wes Chandler, Sept. 15, 1985 vs. Seattle
- 232 Lance Alworth, Oct. 20, 1963 at Kansas City

Most Games 100 Yards or More, Career

- 41 Lance Alworth, 1962-70
- 31 Keenan Allen, 2013-21
- 24 Kellen Winslow, 1979-87

Most Games 100 Yards or More, Season

- 9 Lance Alworth, 1965
- 8 Lance Alworth, 1966
- 7 Keenan Allen, 2017
John Jefferson, 1980

Most Consecutive Games, 100 Yards or More

- 5 Lance Alworth, 1966
- 4 Keenan Allen, 2017
Wes Chandler, 1982
John Jefferson, 1979-80
Charlie Joiner, 1976
Lance Alworth, 1968
Lance Alworth, 1965
- 3 Kellen Winslow, 1982
Kellen Winslow, 1980
John Jefferson, 1980
John Jefferson, 1979
Gary Garrison, 1971
Lance Alworth, 1967
Lance Alworth, 1965
Lance Alworth, 1964

Most Games 200 Yards or More, Career

- 5* Lance Alworth, 1962-70
- 2 Wes Chandler, 1981-87
- 1 Malcom Floyd, 2004-15

Longest Reception

- 99t* Tony Martin, Sept. 18, 1994 at Seattle
- 91t Keith Lincoln, Nov. 12, 1961 at Denver
- 88t Bobby Duckworth, Dec. 3, 1984 at Chicago

RECEIVING AVERAGE

Most Seasons Leading League (min. 35 rec.)

- 1 Mike Williams, 2019
Malcom Floyd, 2011
Wes Chandler, 1982
Gary Garrison, 1970
Lance Alworth, 1965

Average per Catch, Career (minimum 250 rec.)

- 19.4 Lance Alworth, 1962-70
- 18.6 Gary Garrison, 1966-76
- 17.5 Vincent Jackson, 2005-11

Average per Catch, Season (minimum 35 rec.)

- 23.2 Lance Alworth, 1965
- 22.9 Gary Garrison, 1970
- 21.2 Gary Garrison, 1968, 1971

Highest, Game (minimum 5 rec.)

- 36.0 Lance Alworth, Nov. 2, 1963 at New York Jets
- 33.6 Lance Alworth, Nov. 15, 1964 at Kansas City
- 32.0 Lance Alworth, Dec. 19, 1965 vs. Oakland

RECEPTIONS

Most Seasons Leading League

- 3 Lance Alworth, 1966, 1968, 1969
- 2 Kellen Winslow, 1980, 1981

Most, Career

- 955 Antonio Gates, 2003-18
- 730 Keenan Allen, 2013-21
- 586 Charlie Joiner, 1976-86

Most, Season

- 106 Keenan Allen, 2021
- 104 Keenan Allen, 2019
- 102 Keenan Allen, 2017

Most, Game

- 16 Keenan Allen, Nov. 22, 2020 vs. N.Y. Jets
- 15 Austin Ekeler, Oct. 6, 2019 vs. Denver
Keenan Allen, Sept. 13, 2015 vs. Detroit
Kellen Winslow, Oct. 7, 1984 at Green Bay
- 14 Keenan Allen, Dec. 2, 2018 at Pittsburgh
Keenan Allen, Oct. 18, 2015 at Green Bay
David Boston, Oct. 5, 2003 at Jacksonville
Kellen Winslow, Dec. 11, 1983 vs. Kansas City

Most Consecutive Games With a Catch

- 96 Lance Alworth, 1962-69
- 80 Antonio Gates, 2003-08
- 78 Charlie Joiner, 1978-84

RECEIVING TOUCHDOWNS

Most Seasons Leading League

- 3 Lance Alworth, 1964, 1965, 1966
- 2 John Jefferson, 1978, 1980
- 1 Tony Martin, 1996
Wes Chandler, 1982

Most, Career

- 116 Antonio Gates, 2003-18
- 81 Lance Alworth, 1962-70
- 58 Gary Garrison, 1966-76

Most, Season

- 14 Tony Martin, 1996
Lance Alworth, 1965
- 13 Antonio Gates, 2004
John Jefferson, 1978, 1980
Lance Alworth, 1964, 1966
- 12 Antonio Gates, 2014
Gary Garrison, 1970

Most, Game

- 5* Kellen Winslow, Nov. 22, 1981 at Oakland
- 4 Lance Alworth, Dec. 1, 1968 at Denver
- 3 (14x) Last: D.Woodhead, Dec. 20, 2015 vs. Mia.

Most Consecutive Games

- 9 Antonio Gates, 2009-10
Lance Alworth, 1963
- 7 Lance Alworth, 1967
- 6 John Jefferson, 1980
Lance Alworth, 1964

SCRIMMAGE YARDS

Most Seasons Leading League

- 2 Lance Alworth, 1965, 1968
- 1 LaDainian Tomlinson, 2003

Most, Career

- 16,445 LaDainian Tomlinson, 2001-09
11,841 Antonio Gates, 2003-18
9,721 Lance Alworth, 1962-70

Most, Season

- 2,370 LaDainian Tomlinson, 2003
2,323 LaDainian Tomlinson, 2006
2,172 LaDainian Tomlinson, 2002

Most, Game

- 271 LaDainian Tomlinson, Dec. 1, 2002 vs. Den.
261 Melvin Gordon, Nov. 6, 2016 vs. Tennessee
260 LaDainian Tomlinson, Dec. 28, 2003 vs. Oak.
Wes Chandler, Dec. 20, 1982 vs. Cincinnati

Most Games 100 Yards or More, Career

- 79 LaDainian Tomlinson, 2001-09
44 Lance Alworth, 1962-70
32 Keenan Allen, 2013-21

Most Games 100 Yards or More, Season

- 14 LaDainian Tomlinson, 2006
11 LaDainian Tomlinson, 2003
10 Ryan Mathews, 2011
LaDainian Tomlinson, 2004
LaDainian Tomlinson, 2002

Most Consecutive Games, 100 Yards or More

- 11 LaDainian Tomlinson, 2006
6 Melvin Gordon, 2018
Ryan Mathews, 2011
LaDainian Tomlinson, 2007
LaDainian Tomlinson, 2004
5 Natrone Means, 1994
Lydell Mitchell, 1978

Most Games 200 Yards or More, Career

- 12 LaDainian Tomlinson, 2001-09
5 Lance Alworth, 1962-70
2 Lionel James, 1984-88
Wes Chandler, 1981-87

INTERCEPTIONS

Most Seasons Leading League

- 1 Casey Hayward, 2016
- Eric Weddle, 2011
- Antonio Cromartie, 2007

Most, Career

- 42 Gill Byrd, 1983-92
29 Dick Harris, 1960-65
26 Rodney Harrison, 1994-2002

Most, Season

- 10 Antonio Cromartie, 2007
9 Charlie McNeil, 1961
8 (4x) Last: Ryan McNeil, 2001

Most, Game

- 3 Antonio Cromartie, Nov. 11, 2007 vs. Ind.
Dwayne Harper, Nov. 27, 1995 vs. Oakland
Pete Shaw, Nov. 2, 1980 at Cincinnati
Clarence Duren, Oct. 30, 1977 at Miami
Chris Fletcher, Nov. 30, 1975 at Denver (OT)
Joe Beauchamp, Sept. 24, 1972 vs. Denver
Leslie "Speedy" Duncan, Sept. 25, 1966 at Oak.
Bud Whitehead, Oct. 10, 1965 at Buffalo
Dick Harris, Nov. 17, 1963 at Buffalo
C.McNeil, Sept. 24, 1961 vs. Houston Oilers
C.McNeil, Dec. 18, 1960 vs. Titans of N.Y.
2 (86x) Last: Kyzir White, Oct. 17, 2021 at Bal.

Most Consecutive Games

- 5 Charlie McNeil, 1961
4 Greg Jackson, 1998
Gill Byrd, 1989
Mike Fuller, 1977
Bryant Salter, 1972
3 (18x) Last: Stephen Cooper, 2008

INTERCEPTION RETURN YARDS

Most Seasons Leading League

- 1 Vencie Glenn, 1987
- Charlie McNeil, 1961

Most, Career

- 546 Gill Byrd, 1983-92
502 Charlie McNeil, 1960-64
477 Kenny Graham, 1964-69

Most, Season

- 349 Charlie McNeil, 1961
224 Stanley Richard, 1994
166 Vencie Glenn, 1987

Most, Game

- 177* C.McNeil, Sept. 24, 1961 vs. Houston Oilers
106 Woodrow Lowe, Nov. 18, 1979 vs. Pittsburgh
103 Vencie Glenn, Nov. 29, 1987 vs. Denver

Longest Return

- 103t Vencie Glenn, Nov. 29, 1987 vs. Denver
102t Donald Frank, Oct. 31, 1993 at L.A. Raiders
100t Leslie "Speedy" Duncan, Oct. 15, 1967 vs. K.C.

INTERCEPTION TOUCHDOWNS

Most Seasons Leading League

- 1 Clinton Hart, 2005
- Jeffery Dale, 1985
- John Hendy, 1985
- Gill Byrd, 1984
- Woodrow Lowe, 1979
- Fred Dean, 1977
- Leroy Jones, 1977
- Kenny Graham, 1969
- Joe Beauchamp, 1968
- Earl Faison, 1964
- Henry Schmidt, 1964
- Claude Gibson, 1962
- Dick Harris, 1961

Most, Career

- 5 Kenny Graham, 1964-69
Dick Harris, 1960-65
4 Woodrow Lowe, 1976-86
3 Eric Weddle, 2007-15
Joe Beauchamp, 1966-75

Most, Season

- 3 Dick Harris, 1961
2 (9x) Last: Demorrio Williams, 2012
1 (76x) Last: M.Davis and T.Campbell, 2020

Most, Game

- 1 (97x) Last: T.Campbell, Nov. 22, 2020 vs. NYJ

SACKS

Most Seasons Leading League

- 1 Shawne Merriman, 2006

Most, Career

- 105.5 Leslie O'Neal, 1986-95
69.5 Shaun Phillips, 2004-12
67.0 Gary Johnson, 1975-84

Most, Season

- 17.5 Gary Johnson, 1980
17.0 Shawne Merriman, 2006
Leslie O'Neal, 1992
Steve DeLong, 1969
15.5 Fred Dean, 1978

Most, Game (since 1982)

- 5.0 Leslie O'Neal, Nov. 16, 1986 vs. Dallas
4.0 Antwan Barnes, Dec. 18, 2011 vs. Baltimore
Shaun Phillips, Oct. 3, 2010 vs. Arizona
Leslie O'Neal, Oct. 22, 1995 at Seattle
Leslie O'Neal, Dec. 6, 1992 at Phoenix
Leslie O'Neal, Dec. 22, 1991 vs. Denver
3.5 (3x) Last: Kendall Reyes, Dec. 23, 2012 at NYJ

PUNTS

Most Seasons Leading League

- 1 Paul Maguire, 1962

Most, Career

- 771 Darren Bennett, 1995-2003
756 Mike Scifres, 2003-15
519 Dennis Pardee, 1968-75

Most, Season

- 95 Darren Bennett, 1998
92 Darren Bennett, 2000
89 Darren Bennett, 1997, 1999

Most, Game

- 11 (5x), Last: D.Bennett, Oct. 11, 1998 at Oak.
10 (10x) Last: D.Kaser, Nov. 12, 2017 at Jax.
9 (14x), Last: D.Kaser, Dec. 24, 2017 at N.Y. Jets

PUNT YARDS

Most Seasons Leading League

- 1 Paul Maguire, 1962

Most, Career

- 34,152 Mike Scifres, 2003-15
33,776 Darren Bennett, 1995-2003
21,417 Dennis Pardee, 1968-75

Most, Season

- 4,248 Darren Bennett, 2000
4,174 Darren Bennett, 1998
3,972 Darren Bennett, 1997

Most, Game

- 522 Darren Bennett, Oct. 11, 1998 at Oakland
493 Mike Scifres, Nov. 18, 2012 at Denver
492 Dennis Pardee, Nov. 10, 1974 at Kansas City
Longest Punt
82 Paul Maguire, Nov. 19, 1961 vs. Dallas Texans
73 Dennis Pardee, Oct. 17, 1971 at Denver
72 Mike Scifres, Sept. 21, 2014 at Buffalo

PUNTING AVERAGE

Most Seasons Leading League (min. 50 punts)

- 1 Darren Bennett, 2000

Highest, Career (minimum 100 punts)

- 47.4 Drew Kaser, 2016-18
46.5 Ty Long, 2019-21
45.2 Mike Scifres, 2003-15

Highest, Season (minimum 50 punts)

- 48.3 Mike Scifres, 2012
48.1 Drew Kaser, 2017
46.8 Ty Long, 2020

Highest, Game (minimum 4 punts)

- 59.5 Mike Scifres, Oct. 17, 2010 at St. Louis
Darren Bennett, Oct. 1, 1995 at Pittsburgh
57.0 Drew Kaser, Oct. 30, 2016 at Denver
Mike Scifres, Oct. 19, 2014 vs. Kansas City
Darren Bennett, Sept. 17, 2000 at Kansas City
56.7 Darren Bennett, Oct. 6, 1996 at Denver

PUNT RETURN YARDS

Most Seasons Leading League

- 1 Leslie "Speedy" Duncan, 1965

Most, Career

- 2,388 Mike Fuller, 1975-80
1,651 Leslie "Speedy" Duncan, 1964-70
1,407 Darrien Gordon, 1993-96

Most, Season

- 537 Darrien Gordon, 1996
489 Eric Metcalf, 1997
475 Darrien Gordon, 1994

Most, Game

- 168 Eric Metcalf, Nov. 2, 1997 at Cincinnati
136 Mike Fuller, Nov. 21, 1976 at Buffalo
133 Andre Coleman, Sept. 17, 1995 at Philadelphia
Longest Return
95t Leslie "Speedy" Duncan, Nov. 24, 1968 vs. NYJ
90t Darrien Gordon, Sept. 25, 1994 at L.A. Raiders
88t Andre Coleman, Sept. 17, 1995 at Philadelphia
Mike Fuller, Oct. 9, 1977 at New Orleans

PUNT RETURN AVERAGE

Most Seasons Leading League (min. 20 ret.)

- 1 Ron Smith, 1973
Leslie "Speedy" Duncan, 1965

Highest, Career (minimum 50 ret.)

- 13.7 Darrien Gordon, 1993-96
- 12.0 Leslie "Speedy" Duncan, 1964-70
- 11.3 Mike Fuller, 1975-80

Highest, Season (minimum 20 ret.)

- 15.5 Leslie "Speedy" Duncan, 1965
- 14.9 Darrien Gordon, 1996
- 13.8 Desmond King, 2018

PUNT RETURN TOUCHDOWNS

Most Seasons Leading League

- 2 Leslie "Speedy" Duncan, 1965, 1966
- 1 Desmond King, 2018
Eric Metcalf, 1997
Andre Coleman, 1995
Darrien Gordon, 1994
Nate Lewis, 1990
Kitrick Taylor, 1990
Ron Smith, 1973

Most, Career

- 4 Leslie "Speedy" Duncan, 1964-70
- 3 Eric Metcalf, 1997
Darrien Gordon, 1993-96
- 2 (5x) Last: Desmond King, 2017-19

Most, Season

- 3 Eric Metcalf, 1997
- 2 (3x) Last: Darrien Gordon, 1994
- 1 (19x) Last: Desmond King, 2019

Most, Game

- 2* Eric Metcalf, Nov. 2, 1997 at Cincinnati
- 1 (25x) Last: D.King, Oct. 6, 2019 vs. Den.

PUNT RETURNS

Most, Career

- 212 Mike Fuller, 1975-80
- 138 Leslie "Speedy" Duncan, 1964-70
- 124 Lionel James, 1984-88

Most, Season

- 46 Mike Fuller, 1979
- 45 Eric Metcalf, 1997
- 39 Mike Fuller, 1978

Most, Game

- 8 (4x) Last: Leon Johnson, Dec. 7, 2003 at Det.
- 7 (4x) Last: M.Fuller, Dec. 17, 1978 at Houston Oilers
- 6 (9x) Last: J.Herndon, Dec. 20, 2015 vs. Mia.

Most Fair Catches, Season

- 25 Travis Benjamin, 2017
- 24 Kenny Graham, 1969
- 19 Chris Penn, 1999
Darrien Gordon, 1994

Most Fair Catches, Game

- 6 Phil McConkey, Dec. 17, 1989 at Kansas City
- 5 Travis Benjamin, Oct. 22, 2017 vs. Denver
Jeff Graham, Sept. 3, 2000 at Oakland
Kenny Graham, Oct. 4, 1969 vs. Cincinnati

KICKOFF RETURN YARDS

Most Seasons Leading League

- 1 Ronney Jenkins, 2001
Lionel James, 1984
James Brooks, 1982

Most, Career

- 6,469 Darren Sproles, 2005-10
- 3,997 Ronney Jenkins, 2000-02
- 3,914 Andre Coleman, 1994-96

Most, Season

- 1,541 Ronney Jenkins, 2001
- 1,531 Ronney Jenkins, 2000
- 1,528 Darren Sproles, 2005

Most, Game

- 250 Ronney Jenkins, Nov. 18, 2001 at Oakland
- 221 Ronney Jenkins, Sept. 10, 2000 vs. N.O.
- 215 Richard Goodman, Jan. 1, 2012 at Oakland

Longest Return

- 105t Richard Goodman, Jan. 1, 2012 at Oakland
- 103t Darren Sproles, Sept. 14, 2008 at Denver
Keith Lincoln, Sept. 16, 1962 vs. Titans of N.Y.
- 101t Andre Roberts, Jan. 2, 2022 vs. Denver

KICKOFF RETURN AVERAGE

Most Seasons Leading League (min. 10 ret.)

- 1 Jimmy Warren, 1964

Highest, Career (minimum 75 ret.)

- 25.3 Leslie "Speedy" Duncan, 1964-70
- 25.1 Darren Sproles, 2005-10
- 24.2 Ronney Jenkins, 2000-02

Highest, Season (minimum 10 ret.)

- 32.8 Andre Roberts, 2021
- 29.7 Antonio Cromartie, 2006
- 28.9 Nasir Adderley, 2020

KICKOFF RETURN TOUCHDOWNS

Most Seasons Leading League

- 2 Anthony Miller, 1988, 1989
- 1 Richard Goodman, 2011
Ronney Jenkins, 2001
Andre Coleman, 1995
Nate Lewis, 1991
Jamie Holland, 1988
Keith Lincoln, 1962

Most, Career

- 4 Andre Coleman, 1994-96
- 3 Ronney Jenkins, 2000-02
- 2 Darren Sproles, 2005-10
Anthony Miller, 1988-93

Most, Season

- 2 Ronney Jenkins, 2001
Andre Coleman, 1995
Andre Coleman, 1994
- 1 (14x) Last: Andre Roberts, 2021

Most, Game

- 1 (20x) Last: A.Roberts, Jan. 2, 2022 vs. Den.

KICKOFF RETURNS

Most Seasons Leading League

- 1 Lionel James, 1984
James Brooks, 1982

Most, Career

- 258 Darren Sproles, 2005-10
- 166 Andre Coleman, 1994-96
- 165 Ronney Jenkins, 2000-02

Most, Season

- 67 Ronney Jenkins, 2000
- 63 Darren Sproles, 2005
- 62 Andre Coleman, 1995

Most, Game

- 8 (5x) Last: Darren Sproles, Oct. 26, 2008
at N.O. in London
- 7 (13x) Last: D.Sproles, Oct. 19, 2009 vs. Den.
- 6 (36x) Last: R.Goodman, Jan. 1, 2012 at Oak.

COMBINED KICK & PUNT RETURN YARDS

Most Seasons Leading League

- 1 James Brooks, 1982
Leslie "Speedy" Duncan, 1965

Most, Career

- 7,404 Darren Sproles, 2005-10
- 5,037 Leslie "Speedy" Duncan, 1964-70
- 4,240 Andre Coleman, 1994-96

Most, Season

- 1,737 Andre Coleman, 1995
- 1,636 Darren Sproles, 2005
- 1,625 Darren Sproles, 2008

COMBINED KICK & PUNT RETURNS

Most Seasons Leading League

- 1 Leslie "Speedy" Duncan, 1965

Most, Career

- 372 Darren Sproles, 2005-10
- 289 Mike Fuller, 1975-80
- 272 Leslie "Speedy" Duncan, 1964-70

Most, Season

- 90 Andre Coleman, 1995
- 81 Darren Sproles, 2005
- 80 Darren Sproles, 2009

SERVICE

Most Seasons

- 17 David Binn, 1994-2010
- 16 Antonio Gates, 2003-18
Philip Rivers, 2004-19
- 15 Dan Fouts, 1973-87
Russ Washington, 1968-82
- 14 Don Macek, 1976-89
Doug Wilkerson, 1971-84

Most Games

- 256 David Binn, 1994-10
- 236 Antonio Gates, 2003-18
- 228 Philip Rivers, 2004-19
- 200 Junior Seau, 1990-2002
Russ Washington, 1968-82

Most Consecutive Games

- 225 Philip Rivers, 2005-19
- 179 David Binn, 1994-10
- 178 Russ Washington, 1968-80

Most Consecutive Starts

- 224 Philip Rivers, 2006-19
- 148 Russ Washington, 1970-80
- 140 Walt Sweeney, 1964-73

TEAM RECORDS

*NFL Record | †strike-shortened 1982 season

GAMES WON

Most, Season

- 14 2006
- 13 2009
- 12 1961, 1979, 2004, 2018

Fewest, Season

- 1 2000
- 2 1973, 1975
- 4 1962, 1972, 1986, 1991, 1997, 2003, 2015

Most Consecutive

- 15 Nov. 27, 1960–Dec. 3, 1961
- 11 (3x) Last: Oct. 25, 2009–Jan. 3, 2010
- 8 (7x) Last: Oct. 25, 2004–Dec. 13, 2004

Most Consecutive at Home

- 10 Nov. 5, 1978–Nov. 25, 1979
- 9 (3x) Last: Sept. 17, 2006–Sept. 9, 2007
- 8 (4x) Last: Sept. 17, 2006–Dec. 31, 2006

Most Consecutive on Road

- 11 Oct. 2, 1960–Nov. 12, 1961
- 6 (4x) Last: Oct. 14, 2018–Dec. 30, 2018
- 5 (5x) Last: Oct. 14, 2018–Dec. 13, 2018

Most Consecutive at Start of Season

- 11 1961
- 6 1994
- 4 1966, 1980, 2002

GAMES LOST

Most, Season

- 15 2000
- 12 1975, 1986, 1991, 1997, 2003, 2015
- 11 1973, 1998, 2001, 2016, 2019

Fewest, Season

- 2 1961, 1965, 2006
- 3 2009, 1963, 1982†
- 4 1960, 1979, 2004

Most Consecutive

- 11 (2x) Last: Sept. 3, 2000–Nov. 19, 2000
- 9 (5x) Last: Dec. 4, 2016–Oct. 1, 2017
- 8 (9x) Last: Dec. 4, 2016–Sept. 24, 2017

Most Consecutive at Home

- 7 Nov. 13, 2016–Oct. 1, 2017
- 6 (2x) Last: Nov. 13, 2016–Sept. 24, 2017
- 5 (10x) Last: Nov. 18, 2019–Sept. 27, 2020

Most Consecutive on Road

- 11 Oct. 6, 1985–Oct. 26, 1986
- 8 (4x) Last: Sept. 3, 2000–Dec. 17, 2000
- 7 (7x) Last: Nov. 10, 2002–Oct. 5, 2003

Most Consecutive on Road w/o Victory (Ties incl.)

- 14 Nov. 22, 1970–Nov. 19, 1972

POINTS

Most Seasons Leading League

- 6 1963, 1965, 1981, 1982, 1985, 2006

Most, Season

- 492 2006
- 478 1981
- 474 2021

Most, Game

- 58 Dec. 22, 1963 vs. Denver
- 55 Nov. 22, 1981 at Oakland
- Oct. 20, 1968 vs. Denver
- 54 Nov. 19, 2017 vs. Buffalo

Most Game, Both Teams

- 98 Dec. 8, 1985 vs. Pittsburgh
- 93 Dec. 18, 1960 vs. Titans of New York
- 90 Nov. 12, 2006 at Cincinnati

Most, Half

- 42 Nov. 12, 2006 at Cincinnati (2nd half)
- 41 Nov. 5, 1961 vs. Titans of N.Y. (2nd half)
- 37 Nov. 19, 2017 vs. Buffalo (1st half)

Most, Quarter

- 28 Nov. 25, 2018 vs. Arizona (2nd quarter)
- Nov. 15, 1964 at K.C. (2nd quarter)
- Nov. 5, 1961 vs. Titans of N.Y. (3rd quarter)
- Sept. 24, 1961 vs. Houston Oilers (2nd quarter)

Most, Quarter, Both Teams

- 41 Nov. 21, 2021 vs. Pittsburgh (4th quarter)
- Oct. 10, 2021 vs. Cleveland (4th quarter)
- 38 Dec. 26, 2021 at Houston (4th quarter)
- Sept. 14, 2008 at Denver (2nd quarter)
- Oct. 19, 1986 at Kansas City (2nd quarter)
- Oct. 6, 1963 at Denver (2nd quarter)
- Oct. 7, 1961 at Boston (2nd quarter)

Fewest, Season

- 188 1973
- 189 1975
- 212 1974

Fewest, Game

- 0 (29x) Last: Dec. 6, 2020 vs. New England

Most Consecutive Games Not Shutout

- 240 Nov. 7, 1999–Nov. 2, 2014
- 114 Oct. 4, 1992–Oct. 24, 1999
- 105 Sept. 7, 1962–Oct. 26, 1969
- 98 Nov. 16, 2014–Nov. 29, 2020

TOUCHDOWNS

Most Seasons Leading League

- 6 1963, 1979, 1981, 1982, 1985, 2006

Most, Season

- 61 1981
- 60 1985
- 59 2006

Most, Game

- 8 Dec. 8, 1985 vs. Pittsburgh
- Nov. 22, 1981 at Oakland
- 7 (9x) Last: Oct. 10, 2021 vs. Cleveland
- 6 (37x) Last: Dec. 8, 2019 at Jacksonville

Fewest, Season

- 22 1973, 1975
- 23 1998
- 25 1977, 1999

POINTS AFTER TOUCHDOWN

Most Seasons Leading League

- 5 1965, 1981, 1982, 1985, 2006

Most, Season

- 58 2006
- 55 1981
- 54 2004

Most, Game

- 7 (7x) Last: Dec. 28, 2008 vs. Denver
- 6 (30x) Last: Dec. 8, 2019 at Jacksonville
- 5 (53x) Last: Nov. 21, 2021 vs. Pittsburgh

Fewest, Season

- 19 1973, 1998
- 20 1975
- 21 1977

TWO-POINT CONVERSIONS

Most Seasons Leading League

- 4 2008, 2010, 2018, 2021

Most, Season

- 7 2021
- 6 2018
- 3 1994

Most, Game (since 1994)

- 2 Dec. 2, 2018 at Pittsburgh
- Sept. 9, 2018 vs. Kansas City
- Oct. 25, 2015 vs. Oakland
- 1 (36x) Last: Jan. 9, 2022 at Las Vegas (OT)

Most Attempts, Season

- 11 2021
- 8 2018
- 7 1994

Most Attempts, Game (since 1994)

- 3 Dec. 26, 2021 at Houston
- Sept. 9, 2018 vs. Kansas City
- Sept. 4, 1994 at Denver
- 2 (6x) Last: Oct. 10, 2021 vs. Cleveland
- 1 (47x) Last: Jan. 9, 2022 at Las Vegas (OT)

FIELD GOALS

Most Seasons Leading League

- 2 1994, 2009

Most, Season

- 34 1994, 2013
- 32 2009
- 31 1993, 1999

Most, Game

- 6 (3x) Last: Oct. 5, 1997 at Oakland
- 5 (11x) Last: Sept. 10, 2012 at Oakland
- 4 (37x) Last: Dec. 27, 2020 vs. Denver

Most Attempts, Season

- 43 2001
- 40 1993
- 38 1994

Most Attempts, Game

- 7 Oct. 8, 1966 at N.Y. Jets
- 6 (6x) Last: Nov. 19, 2017 vs. Buffalo
- 5 (27x) Last: Nov. 3, 2019 vs. Green Bay

Most, Game, Both Teams

- 9 Sept. 29, 1996 vs. Kansas City
- 8 Nov. 3, 1996 at Indianapolis
- Nov. 9, 1975 vs. New England
- 7 (16x) Last: Dec. 27, 2020 vs. Denver

Most Attempts, Game, Both Teams

- 10 (4x) Last: Dec. 12, 1999 vs. Seattle
- 9 (3x) Last: Dec. 1, 2002 vs. Denver
- 8 (23x) Last: Dec. 27, 2020 vs. Denver

Fewest Made, Season

- 6 1974
- 10 1976
- 12 1964, 1970, 1973, 1975

Fewest Attempts, Season

- 16 1974
- 19 1970
- 20 1962, 1976, 1988, 2003

FIRST DOWNS

Most Seasons Leading League (Total)

7 1965, 1969, 1980, 1981, 1982, 1983, 1985

Most, Season

401 2021
380 1985
379 1981

Most, Game

35 Oct. 19, 1986 at Kansas City
34 Nov. 18, 1984 vs. Miami (OT)
Dec. 20, 1982 vs. Cincinnati
33 Nov. 21, 2021 vs. Pittsburgh
Sept. 9, 2018 vs. Kansas City
Sept. 15, 2013 at Philadelphia
Oct. 31, 2004 vs. Oakland

Most, Game, Both Teams

62 Sept. 15, 1985 vs. Seattle
58 Dec. 29, 2002 vs. Seattle (OT)
Sept. 22, 1985 at Cincinnati
Nov. 18, 1984 vs. Miami (OT)
57 Sept. 18, 2011 at New England
Dec. 11, 1982 at San Francisco

Fewest, Season

198 1973, 1975
208 1961
217 1962

Fewest, Game

3 Nov. 30, 1975 at Denver (OT)
5 Nov. 16, 2003 at Denver
Oct. 5, 1970 vs. Oakland
6 Dec. 24, 2000 vs. Pittsburgh
Nov. 22, 1987 at Seattle

Most Seasons Leading League (Rushing)

3 1963, 1965, 2006

Most by Rushing, Season

137 2006
131 2004
127 1965, 1981

Most by Rushing, Game

19 Nov. 27, 1960 vs. Oakland
18 Oct. 3, 1965 vs. Houston Oilers
17 (3x) Last: Dec. 28, 2008 vs. Denver

Fewest by Rushing, Game

0 Dec. 5, 2010 vs. Oakland
Nov. 14, 1999 at Oakland
1 (17x) Last: Sept. 25, 2016 at Indianapolis
2 (51x) Last: Oct. 27, 2019 at Chicago

Most Seasons Leading League (Passing)

7 1968, 1971, 1980, 1981, 1982, 1983, 1985

Most by Passing, Season

259 1985
256 2021
244 1980

Most by Passing, Game

27 Sept. 15, 1985 vs. Seattle
26 Oct. 18, 2015 at Green Bay
23 Dec. 20, 1982 vs. Cincinnati
Oct. 19, 1980 vs. N.Y. Giants

Fewest by Passing, Season

89 1975
93 1973
110 1961

Fewest by Passing, Game

0 Sept. 20, 1998 at Kansas City
1 Nov. 30, 1975 at Denver (OT)
2 (3x) Last: Nov. 16, 2003 at Denver

Most Seasons Leading League (Penalty)

2 1960, 1970

Most by Penalty, Season

39 2013, 2019
37 2004, 2014
36 2016, 2020

Most by Penalty, Game

7 Nov. 13, 2016 vs. Tennessee
Nov. 15, 1998 vs. Baltimore
Nov. 30, 1997 vs. Denver
6 (5x) Last: Nov. 30, 2014 at Baltimore
5 (23x) Last: Nov. 21, 2021 vs. Pittsburgh

Fewest by Penalty, Season

11 1975
12 1964
13 1968

NET YARDS GAINED

Most Seasons Leading League

8 1963, 1965, 1980, 1981, 1982, 1983, 1985, 2010

Most, Season

6,744 1981
6,634 2021
6,535 1985

Most, Game

661 Dec. 20, 1982 vs. Cincinnati
593 Nov. 10, 1985 vs. L.A. Raiders
581 Oct. 20, 1968 vs. Denver

Most, Game, Both Teams

1,102 Dec. 20, 1982 vs. Cincinnati
1,057 Oct. 20, 1968 vs. Denver
1,050 Sept. 15, 2013 at Philadelphia

Fewest, Season

3,411 1975
3,622 1973
3,953 1970

Fewest, Game

70 Nov. 2, 1969 at Denver
93 Oct. 5, 1975 vs. Oakland
96 Nov. 16, 2003 at Denver

Most Total Offensive Plays, Season

1,154 1984
1,135 1980
1,129 1981

Fewest Total Offensive Plays, Season

617 1982†
753 1963
759 1964

RUSHING

Most Seasons Leading League (Attempts)

1 1965

Most Attempts, Season

590 1978
525 2004
522 2006

Most Attempts, Game

58 Nov. 20, 1977 vs. Oakland
53 Dec. 16, 2007 vs. Detroit
Sept. 10, 1978 vs. Oakland
Dec. 3, 1972 vs. Oakland
52 Nov. 27, 1960 vs. Oakland

Fewest Attempts, Season

267 1982†
351 2000
361 1966

Most Seasons Leading League (Yards)

2 1963, 1965

Most Yards, Season

2,578 2006
2,257 1990
2,248 1991

Most Yards, Game

289 Dec. 28, 2008 vs. Denver
287 Oct. 13, 1963 vs. N.Y. Jets
274 Dec. 16, 2007 vs. Detroit

Fewest Yards, Game

2 Dec. 17, 1961 vs. Boston
3 Nov. 19, 1961 vs. Dallas Texans
11 Nov. 20, 1960 vs. Buffalo

Most Seasons Leading League (Touchdowns)

4 1961, 1981, 1982, 2006

Most Touchdowns, Season

32 2006
26 1981
25 1979

Fewest Touchdowns, Season

4 2012, 2015
5 1997
6 2014

Most Touchdowns, Game

5 (4x) Last: Dec. 28, 2008 vs. Denver
4 (22x) Last: Dec. 25, 2009 at Tennessee
3 (48x) Last: Oct. 10, 2021 vs. Cleveland

RUSHING AVERAGE

Most Seasons Leading League

6 1960, 1963, 1965, 1969, 1991, 2003

Most, Season

5.6 1963
5.1 2003
4.9 2006

Highest, Game

8.52 Dec. 24, 1967 vs. N.Y. Jets
8.44 Dec. 22, 1963 vs. Denver
8.26 Nov. 5, 2006 vs. Cleveland

PASSING

Most Seasons Leading League (Attempts)

3 1968, 1984, 1985

Most Attempts, Season

674 2021

667 2015

662 1984

Most Attempts, Game

65 Oct. 18, 2015 at Green Bay

Oct. 19, 1986 at Kansas City

64 Jan. 9, 2022 at Las Vegas (OT)

58 Oct. 25, 2015 vs. Oakland

Dec. 22, 1985 at Kansas City

Fewest Attempts, Season

337 1975

338 1982[†]

349 1974

Fewest Attempts, Game

6 Dec. 19, 2004 at Cleveland

10 Dec. 18, 1988 vs. Kansas City

11 (2x) Last: Oct. 28, 2007 vs. Houston

Most Seasons Leading League (Completions)

3 1983, 1984, 1985

Most Completions, Season

443 2021

442 2015

413 2020

Most Completions, Game

43 Oct. 18, 2015 at Green Bay

38 Oct. 25, 2015 vs. Oakland

37 (4x) Last: Nov. 22, 2020 vs. N.Y. Jets

Fewest Completions, Game

1 at Kansas City Sept. 20, 1998

3 vs. Oakland Oct. 5, 1975

4 at Cleveland Dec. 19, 2004

vs. Kansas City Nov. 2, 1986

Most Seasons Leading League (Net Yards)

11 1965, 1968, 1971, 1978, 1979, 1980, 1981, 1982, 1983, 1985, 2017

Most Net Yards Gained, Season

4,870 1985

4,800 2021

4,739 1981

Most Net Yards Gained, Game

494 Sept. 15, 1985 vs. Seattle

488 Oct. 18, 2015 at Green Bay

486 Dec. 20, 1982 vs. Cincinnati

Fewest Net Yards Gained, Season

1,610 1975

1,808 1973

2,244 1977

Fewest Net Yards Gained, Game

-22 Oct. 5, 1975 vs. Oakland

-19 Sept. 20, 1998 at Kansas City

7 Sept. 16, 1973 at Washington

Most Seasons Leading League (Touchdowns)

5 1971, 1981, 1982, 1985, 2008

Most Touchdowns, Season

38 2021

37 1985

34 1981, 2008

Fewest Touchdowns, Season

7 1975

9 1973

11 1977, 1988, 1998

Most Touchdowns, Game

7* Nov. 22, 1981 at Oakland

5 (9x) Last: Oct. 31, 2004 vs. Oakland

4 (33x) Last: Oct. 10, 2021 vs. Cleveland

Most Seasons Leading League (Fewest INTs)

2 1966, 2004

Most Had Intercepted, Season

34 1962, 1998

33 1968, 1983, 1986

30 1964, 1973, 1978, 1985, 2000

Most Had Intercepted, Game

7 Dec. 13, 1998 at Seattle

Dec. 8, 1968 vs. Kansas City

6 (6x) Last: Oct. 24, 1999 vs. Green Bay

5 (14x) Last: Dec. 27, 1987 at Denver

Fewest Had Intercepted, Season

8 2004

9 2006

10 2009, 2020

SACKED ATTEMPTING TO PASS

Most Seasons Leading League (Least Sacked)

5 1963, 1964, 1967, 1968, 2017

Most Times, Season

57 1970

53 2000

51 1997

Fewest Times, Season

11 1967

12 1982[†]

18 1968, 2017

Most Times Sacked Opponent, Season

62 1986

61 2006

60 1980

Most Times Sacked Opponent, Game

11 Dec. 23, 2012 at N.Y. Jets

Nov. 16, 1986 vs. Dallas

10 Sept. 24, 1978 vs. Green Bay

9 (5x) Last: Dec. 24, 2016 at Cleveland

INTERCEPTIONS

Most Seasons Leading League (Interceptions)

3 1961, 2007, 2016

Most, Season

49* 1961

31 1969

30 1964, 2007

Most, Game

6 (6x) Last: vs. Indianapolis Nov. 11, 2007

5 (9x) Last: vs. Buffalo Nov. 19, 2017

4 (30x) Last: at Indianapolis Nov. 28, 2010

Most, Game, Both Teams

10 Dec. 13, 1998 at Seattle

9 Sept. 21, 1980 at Denver

Nov. 1, 1964 at Oakland

8 (11x) Last: Nov. 11, 2007 vs. Indianapolis

Fewest, Season

7 2014

9 1970

10 2005

Most Seasons Leading League (Return Yards)

2 1961, 1964

Most Yards Returned, Season

929* 1961

562 1979

499 1984

Most Yards Returned, Game

194 Sept. 24, 1961 vs. Houston Oilers

174 Oct. 29, 1961 vs. Denver

171 Nov. 18, 1979 vs. Pittsburgh

Fewest Yards Returned, Season

65 2014

90 1970

123 1999

Most Seasons Leading League (Return TDs)

1 1961

Most Touchdowns by Returns, Season

9* 1961

5 2012

4 1984, 2000

Most Touchdowns by Returns, Game

2 Nov. 28, 2010 at Indianapolis

Oct. 29, 1961 vs. Denver

1 (92x) Last: Nov. 22, 2020 vs. N.Y. Jets

Most Consecutive Games

46* 1960-63

PUNTS

Most, Season

95 1998
92 2000
90 1997

Most, Game

11 (5x) Last: Oct. 11, 1998 at Oakland
10 (11x) Last: Nov. 12, 2017 at Jacksonville
9 (12x) Last: Dec. 24, 2017 at N.Y. Jets

Fewest, Season

23 1982[†]
45 1972
47 2011

Fewest, Game

0 (8x) Last: Sept. 19, 2021 vs. Dallas
1 (37x) Last: Dec. 16, 2021 vs. Kansas City
2 (82x) Last: Sept. 12, 2021 at Washington

Fewest, Game, Both Teams

1 (3x) Last: Sept. 19, 2021 vs. Dallas
2 (9x) Last: Dec. 16, 2021 vs. Kansas City
3 (16x) Last: Sept. 23, 2018 at L.A. Rams

PUNT YARDS

Most Seasons Leading League (Yards)

1 1962

Most, Season

4,248 2000
4,174 1998
3,972 1997

Most, Game

522 Oct. 11, 1998 at Oakland
493 Nov. 18, 2012 at Denver
492 Nov. 10, 1974 at Kansas City

Fewest, Season

868 1982[†]
1,813 1972
2,123 2021

Most Seasons Leading League (Average)

4 1960, 1969, 1987, 2000

Highest Average, Season

48.1 2017
47.5 2011
47.0 2019

Lowest Average, Season

36.3 1978
36.5 1979
36.8 1975

PUNT RETURNS

Most Seasons Leading League (Returns)

1 1965

Most, Season

57 1978
52 1979
49 2003

Most, Game

8 (4x) Last: Dec. 7, 2003 at Detroit
7 (7x) Last: Dec. 7, 1978 at Houston
6 (13x) Last: Dec. 20, 2015 vs. Miami

Fewest, Season

12 1982[†]
18 2021
20 2015

Most Seasons Leading League (Fair Catches)

3 1968, 1969, 1991

Most Fair Catches, Season

32 1969
26 2015, 2017
25 1991, 1999

Most Fair Catches, Game

6 Dec. 17, 1989 at Kansas City
Dec. 4, 1978 vs. Chicago
5 (3x) Last: Sept. 3, 2000 at Oakland
4 (11x) Last: Dec. 24, 2017 at N.Y. Jets

Fewest Fair Catches, Season

0 1960, 1961, 1962, 1963, 1964, 1965, 1975
1 1976
3 1977

PUNT RETURN YARDS

Most Seasons Leading League (Return Yards)

1 1965

Most, Season

590 1978
559 1996
542 1998

Most, Game

168 Nov. 2, 1997 at Cincinnati
151 Sept. 20, 1965 vs. Kansas City
139 Nov. 5, 1961 vs. Titans of N.Y.

Fewest, Season

84 2015
100 2020
107 2021

Most Seasons Leading League (Average)

3 1965, 1966, 1973

Highest Average, Season

15.5 1961
14.7 1996
13.4 1965

Lowest Average, Season

4.2 2015
5.4 2019
5.6 1970, 2020

PUNT RETURN TOUCHDOWNS

Most Seasons Leading League

7 1965, 1973, 1990, 1994, 1995, 1997, 2018

Most, Season

3 1997
2 1965, 1973, 1990, 1994
1 (16x) Last: 2019

Most, Game

2* Nov. 2, 1997 at Cincinnati
1 (25x) Last: Oct. 26, 2019 vs. Denver

KICKOFF RETURNS

Most Seasons Leading League

2 1982, 2003

Most, Season

84 2003
83 2000
75 1997

Most, Game

9 (7x) Last: Nov. 3, 2002 vs. N.Y. Jets
8 (15x) Last: Oct. 26, 2008 at N.O. in London
7 (51x) Last: Sept. 26, 2010 at Seattle

Most, Game, Both Teams

17 Dec. 8, 1985 vs. Pittsburgh
16 Dec. 18, 1960 vs. Titans of New York
15 (3x) Last: Oct. 2, 1983 at N.Y. Giants

KICKOFF RETURN YARDS

Most Seasons Leading League

1 1962

Most, Season

1,804 2003
1,792 2000
1,716 2001

Most, Game

269 Nov. 18, 2001 at Oakland
242 Oct. 21, 1973 vs. Atlanta
232 Dec. 13, 1964 vs. Kansas City

Fewest, Season

474 2017
508 2016
577 2014

Most Seasons Leading League (Average)

3 1988, 1990, 2001

Highest Average, Season

26.0 2001
25.6 2011
25.5 2007

Lowest Average, Season

16.5 1961
17.5 1986
18.0 1992

KICKOFF RETURN TOUCHDOWNS

Most Seasons Leading League

6 1988, 1989, 1991, 1995, 2001, 2011

Most, Season

2 1988, 1994, 1995, 2001
1 1962, 1985, 1989, 1991, 1997, 2000, 2004,
2007, 2008, 2011, 2012, 2021

Most, Game

1 (20x) Last: Jan. 2, 2022 vs. Denver

PENALTIES

Most Seasons Leading League (Penalties)

3 1960, 1961, 1988

Most, Season

137 1998
129 1997
128 1981

Most, Game

19 Nov. 16, 1997 at Kansas City
16 Nov. 15, 1998 vs. Baltimore
15 Nov. 3, 1997 at Indianapolis

Fewest, Season

63 1969
64 1982[†]
68 1966

Fewest, Game

0 (5x) Last: Oct. 9, 2011 at Denver
1 (28x) Last: Nov. 19, 2017 vs. Buffalo
2 (39x) Last: Dec. 22, 2019 at Oakland

Most Seasons Leading League (Penalty Yards)

3 1960, 1961, 1966

Most Yards, Season

1,229 1998
1,101 1997
1,039 1988

Most Yards, Game

148 Oct. 13, 1963 vs. N.Y. Jets
146 Nov. 15, 1998 vs. Baltimore
Nov. 16, 1997 at Kansas City
138 Nov. 16, 1981 at Seattle

FUMBLES

Most Seasons Leading League (Fewest Fumbles)

4 1963, 1966, 1993, 2021

Most, Season

44 1985
42 1983
40 1972, 1973, 1980

Most, Game

9 Sept. 24, 1978 vs. Green Bay
7 Sept. 30, 1973 vs. Cincinnati
6 (5x) Last: Dec. 13, 1987 vs. Pittsburgh

Most by Opponent, Game

9 Nov. 15, 1964 at Kansas City
7 (3x) Last: Sept. 9, 2001 vs. Washington
6 (6x) Last: Dec. 9, 1995 vs. Arizona

Most, Game, Both Teams

11 (3x) Last: Oct. 13, 1985 vs. Kansas City
10 (5x) Last: Nov. 25, 1990 vs. Seattle
9 (7x) Last: Sept. 9, 2001 vs. Washington

Fewest, Season

10 2021
13 1993
14 2009, 2013

Most Seasons Leading League (Fewest Lost Fum.)

5 1963, 1966, 1970, 1979, 1993

Most Lost, Season

22 1980, 1981, 1983
21 1973, 1978
20 1972, 1987, 2000

Most Lost, Game

6 Sept. 24, 1978 vs. Green Bay
4 (10x) Last: Dec. 10, 2000 at Baltimore
3 (40x) Last: Sept. 25, 2016 at Indianapolis

Most Own Recovered, Season

25 1985
21 1979
20 1972, 1973, 1975, 1983

Most Own Recovered, Game

5 (5x) Last: Dec. 26, 1999 vs. Oakland
4 (7x) Last: Sept. 14, 2014 vs. Seattle
3 (42x) Last: Jan. 3, 2016 at Denver

Fewest Own Recovered, Season

3 2021
4 1963, 2013
7 1989, 2009

Most Opponents Recovered, Season

22 1986
18 1973, 1979, 1980, 1981, 2007
17 1960, 1961, 1963, 1983, 1984

Fewest Opponents Recovered, Season

3 2019
4 2011
5 1963

POINTS ALLOWED

Most Seasons Leading League (Fewest Points)

2 1961, 1963

Most, Season

462 1983
459 2021
441 2003

Most, Game

57 at St. Louis Oct. 1, 2000
52 at Pittsburgh Nov. 25, 1984
51 at Oakland Oct. 29, 1967

Most, Quarter

31 Dec. 8, 1963 at Oakland (4th quarter)
30 Nov. 20, 1983 at St. Louis Cardinals (2nd quarter)
28 (5x) Last: Nov. 28, 1999 at Min. (2nd quarter)

Fewest, Season

205 1977
219 1961
221 1982[†]

Fewest, Game

0 (18x) Last: Oct. 22, 2017 vs. Denver
3 (16x) Last: Nov. 22, 2009 at Denver
6 (19x) Last: Nov. 23, 2017 at Dallas

FIRST DOWNS ALLOWED

Most Seasons Leading League (Fewest Total)

1 2010

Most, Season

383 2021
365 1981
364 1985

Most, Game

34 Sept. 14, 2008 at Denver
Dec. 29, 2002 vs. Seattle
Nov. 19, 2000 at Denver

33 Sept. 26, 2021 at Kansas City
Sept. 23, 2018 at L.A. Rams
Nov. 23, 2003 vs. Cincinnati

32 Oct. 4, 2009 at Pittsburgh

Fewest, Season

190 1965
196 1982[†]
224 1962

Fewest, Game

5 Dec. 12, 2010 vs. Kansas City
Sept. 19, 1976 at Tampa Bay
6 Oct. 11, 1998 at Oakland
Oct. 22, 1961 at Oakland
7 (5x) Last: Sept. 15, 2002 vs. Houston

Most by Rushing, Season

154 1975
144 2021
143 1971

Most by Rushing, Game

19 (3x) Last: Nov. 22, 1987 at Seattle
17 Sept. 23, 1962 vs. Houston
16 Oct. 16, 1977 vs. New England
Dec. 18, 1966 vs. Kansas City

Fewest by Rushing, Season

54 1965
65 1982
71 1969

Fewest by Rushing, Game

0 (5x) Last: Nov. 28, 2010 at Indianapolis
1 (23x) Last: Nov. 3, 2019 vs. Green Bay
2 (43x) Last: Oct. 4, 2021 vs. Las Vegas

Most Seasons Leading League (Fewest Passing)

1 2014

Most by Passing, Season

218 1985
216 1981
213 2008

Most by Passing, Game

24 Nov. 19, 2000 at Denver
23 Sept. 18, 2011 at New England
22 (4x) Last: Nov. 15, 2009 vs. Philadelphia

Fewest by Passing, Season

105 1977
114 1971
116 1965

Fewest by Passing, Game

1 (3x) Last: Dec. 28, 2003 vs. Oakland
2 (6x) Last: Dec. 19, 2004 at Cleveland
3 (12x) Last: Sept. 11, 2011 vs. Minnesota

Most Seasons Leading League (Fewest Penalty)

1 1992

Most by Penalty, Season

41 2000, 2004, 2014
40 2021
35 1981, 1997, 1998

Most by Penalty, Game

7 Nov. 5, 2006 vs. Cleveland
6 (9x) Last: Sept. 24, 2017 vs. Kansas City
5 (23x) Last: Jan. 9, 2022 at Las Vegas (OT)

Fewest by Penalty, Season

12 1982[†]
13 1969, 1992
14 1976

NET YARDS ALLOWED

Most Seasons Leading League (Fewest Net Yards)

4 1961, 1965, 1998, 2010

Most, Season

6,265 1985
6,136 1981
6,122 2021

Most, Game

614 Oct. 1, 2000 at St. Louis
591 Dec. 29, 2002 vs. Seattle
553 Sept. 22, 1996 at Oakland

Fewest, Season

3,253 1982[†]
3,268 1965
3,652 1977

Fewest, Game

58 Oct. 22, 1961 at Oakland
67 Dec. 12, 2010 vs. Kansas City
99 Nov. 1, 1992 vs. Indianapolis

RUSHING ALLOWED

Most Seasons Leading League (Fewest Att.)

3 1965, 1979, 2004

Most Attempts, Season

606 1975
559 1973
552 1983

Most Attempts, Game

61 Oct. 25, 1981 at Chicago (OT)
60 Nov. 30, 1975 at Denver (OT)
59 Sept. 18, 1977 at Oakland

Fewest Attempts, Season

230 1982[†]
306 1965
355 2004

Fewest Attempts, Game

9 Dec. 16, 2007 vs. Detroit
Sept. 7, 1986 vs. Miami
10 (2x) Last: Sept. 16, 2012 vs. Tennessee
11 (6x) Last: Nov. 3, 2019 vs. Green Bay

Most Seasons Leading League (Fewest Yards)

3 1965, 1998, 2005

Most Yards, Season

2,442 1975
2,403 1966
2,361 2021

Most Yards, Game

378 Nov. 4, 2007 at Minnesota
355 Dec. 20, 2014 at San Francisco
328 Nov. 30, 1975 at Denver (OT)

Fewest Yards, Season

961 1982[†]
1,094 1965
1,140 1998

Fewest Yards, Game

2 Oct. 22, 1961 at Oakland
11 Dec. 17, 2000 at Carolina
13 Oct. 5, 1997 at Oakland

Most Seasons Leading League (Fewest TDs)

2 1961, 1963

Most Touchdowns, Season

26 1983
25 1971, 1981, 1985
23 1973, 1984

Fewest Touchdowns, Season

7 1961, 1965
8 1999, 2011
10 (12x) Last: 2012

Most Touchdowns, Game

5 Oct. 21, 1973 vs. Atlanta
Sept. 18, 1960 at Houston
4 (11x) Last: Nov. 3, 2013 at Washington
3 (49x) Last: Oct. 17, 2021 at Baltimore

PASSING ALLOWED

Most Seasons Leading League (Fewest Att.)

2 1966, 2019

Most Attempts, Season

636 1996

607 2002, 2004

605 2008

Most Attempts, Game

61 Sept. 20, 1987 vs. St. Louis

58 (2x) Last: Oct. 3, 2004 vs. Tennessee

57 (2x) Last: Sept. 22, 1996 at Oakland

Fewest Attempts, Season

330 1977

341 1973

342 1982[†]

Fewest Attempts, Game

7 Nov. 6, 1977 at Detroit

12 (2x) Last: Dec. 10, 1972 at Denver

13 (4x) Last: Oct. 4, 1987 at Cincinnati

Most Seasons Leading League (Fewest Cmp.)

1 1966

Most Completions, Season

411 2008

375 2002

372 2004

Most Completions, Game

40 Dec. 20, 1982 vs. Cincinnati

39 Oct. 3, 2004 vs. Tennessee

37 Oct. 9, 1994 Kansas City

Fewest Completions, Season

170 1966

172 1977

177 1973

Fewest Completions, Game

3 Sept. 19, 1976 at Tampa Bay

5 (5x) Last: Oct. 4, 1987 at Cincinnati

6 (6x) Last: Dec. 28, 2003 vs. Oakland

Most Seasons Leading League (Fewest Net Yds)

4 1961, 1964, 1965, 2010

Most Net Yards, Season

4,311 1981

4,295 2002

4,293 1985

Most Net Yards, Game

453 Nov. 10, 2002 at St. Louis

451 Oct. 1, 2000 at St. Louis

443 Nov. 19, 2000 at Denver

Fewest Net Yards, Season

1,725 1977

2,155 1966

2,174 1965

Fewest Net Yards, Game

-13 Oct. 4, 1987 at Cincinnati

-4 Sept. 19, 1976 at Tampa Bay

0 Dec. 28, 2003 vs. Oakland

Dec. 6, 1970 vs. Cincinnati

Most Seasons Leading League (Fewest TDs)

4 1963, 1965, 1966, 1979

Most Touchdowns, Season

36 2003

33 2000

31 1997

Most Touchdowns, Game

5 (8x) Last: Oct. 4, 2020 at Tampa Bay

4 (30x) Last: Sept. 9, 2018 vs. Kansas City

3 (111x) Last: Dec. 16, 2021 vs. Kansas City

Fewest Touchdowns, Season

10 1982[†]

11 1979

13 1966, 1970, 1974

PUNT RETURNS ALLOWED

Most Seasons Leading League (Fewest Returns)

7 1960, 1963, 1966, 1967, 1968, 1982, 2004

Most by Opponents, Season

56 1988

51 1996, 2000

49 1998

Fewest by Opponents, Season

7 1982[†]

16 1968

17 1960, 1972

Most Yards by Opponents, Season

722 2000

612 1996

601 1976

Most Yards by Opponent, Game

160 Sept. 13, 2010 at Kansas City

150 Dec. 27, 1987 at Denver

145 Dec. 6, 2020 vs. New England

KICKOFF RETURNS ALLOWED

Most Seasons Leading League (Fewest Returns)

1 1975

Most by Opponent, Season

90 2006

88 1981

87 2009

Fewest by Opponent, Season

21 2016

32 2015

34 2020

Most by Opponent, Game

10 (4x) Last: Dec. 16, 2007 vs. Detroit

9 (7x) Last: Nov. 28, 2010 at Indianapolis

8 (25x) Last: Nov. 24, 2013 at Kansas City

CAREER TOP-10

RUSHING YARDS

1. LaDainian Tomlinson, 2001-09	12,490
2. Paul Lowe, 1960-68	4,972
3. Marion Butts, 1989-93	4,297
4. Melvin Gordon, 2015-19	4,240
5. Ryan Mathews, 2010-14	4,061
6. Natrone Means, 1993-95, 98-99	3,885
7. Chuck Muncie, 1980-84	3,309
8. Don Woods, 1974-80	2,858
9. Austin Ekeler, 2017-21	2,812
10. Keith Lincoln, 1961-66, 68	2,698

RUSHING TOUCHDOWNS

1. LaDainian Tomlinson, 2001-09	138
2. Chuck Muncie, 1980-84	43
3. Paul Lowe, 1960-68	38
4. Melvin Gordon, 2015-19	36
5. Natrone Means, 1993-95, 98-99	34
6. Marion Butts, 1989-93	31
7. Ryan Mathews, 2010-14	23
8. Austin Ekeler, 2017-21	21
9. Mike Tolbert, 2008-11	20
10. Tim Spencer, 1985-90	19

RUSHING ATTEMPTS

1. LaDainian Tomlinson, 2001-09	2,880
2. Melvin Gordon, 2015-19	1,059
3. Marion Butts, 1989-93	1,031
4. Paul Lowe, 1960-68	1,015
5. Natrone Means, 1993-95, 98-99	1,013
6. Ryan Mathews, 2010-14	923
7. Chuck Muncie, 1980-84	773
8. Don Woods, 1974-80	713
9. Austin Ekeler, 2017-21	607
10. Keith Lincoln, 1961-66, 68	573

TOTAL YARDS FROM SCRIMMAGE

1. LaDainian Tomlinson, 2001-09	16,445
2. Antonio Gates, 2003-18	11,841
3. Lance Alworth, 1962-70	9,721
4. Charlie Joiner, 1976-86	9,191
5. Keenan Allen, 2013-21	8,634
6. Gary Garrison, 1966-76	7,562
7. Kellen Winslow, 1979-87	6,741
8. Wes Chandler, 1981-87	6,197
9. Melvin Gordon, 2015-19	6,113
10. Paul Lowe, 1960-68	6,017

PASSING YARDS

1. Philip Rivers, 2004-19	59,271
2. Dan Fouts, 1973-87	43,040
3. John Hadl, 1962-72	26,938
4. Stan Humphries, 1992-97	16,085
5. Drew Brees, 2001-05	12,348
6. Justin Herbert, 2020-21	9,350
7. Jack Kemp, 1960-62	5,996
8. Doug Flutie, 2001-04	4,901
9. John Friesz, 1990-93	4,396
10. Jim Harbaugh, 1999-2000	4,177

TOUCHDOWN PASSES

1. Philip Rivers, 2004-19	397
2. Dan Fouts, 1973-87	254
3. John Hadl, 1962-72	201
4. Stan Humphries, 1992-97	85
5. Drew Brees, 2001-05	80
6. Justin Herbert, 2020-21	69
7. Jack Kemp, 1960-62	37
8. Tobin Rote, 1963-64	29
9. Doug Flutie, 2001-04	25
10. Billy Joe Tolliver, 1989-90	21

PASS ATTEMPTS

1. Philip Rivers, 2004-19	7,591
2. Dan Fouts, 1973-87	5,604
3. John Hadl, 1962-72	3,640
4. Stan Humphries, 1992-97	2,350
5. Drew Brees, 2001-05	1,809
6. Justin Herbert, 2020-21	1,267
7. Jack Kemp, 1960-62	815
8. John Friesz, 1990-93	747
9. Doug Flutie, 2001-04	737
10. Jim Harbaugh, 1999-2000	636

PASS COMPLETIONS

1. Philip Rivers, 2004-19	4,908
2. Dan Fouts, 1973-87	3,297
3. John Hadl, 1962-72	1,824
4. Stan Humphries, 1992-97	1,335
5. Drew Brees, 2001-05	1,125
6. Justin Herbert, 2020-21	839
7. Doug Flutie, 2001-04	408
8. John Friesz, 1990-93	401
9. Jack Kemp, 1960-62	389
10. Jim Harbaugh, 1999-2000	372

PASSES INTERCEPTED

1. Dan Fouts, 1973-87	242
2. John Hadl, 1962-72	211
3. Philip Rivers, 2004-19	198
4. Stan Humphries, 1992-97	73
5. Drew Brees, 2001-05	53
6. Jack Kemp, 1960-62	49
7. Ryan Leaf, 1998-2000	33
8. Tobin Rote, 1963-64	32
9. Craig Whelihan, 1995-98	29
10. Justin Herbert, 2020-21	25

RECEIVING YARDS

1. Antonio Gates, 2003-18	11,841
2. Lance Alworth, 1962-70	9,584
3. Charlie Joiner, 1976-86	9,203
4. Keenan Allen, 2013-21	8,535
5. Gary Garrison, 1966-76	7,533
6. Kellen Winslow, 1979-87	6,741
7. Wes Chandler, 1981-87	6,132
8. Anthony Miller, 1988-93	5,582
9. Malcom Floyd, 2004-15	5,550
10. Vincent Jackson, 2005-11	4,754

RECEIVING TOUCHDOWNS

1. Antonio Gates, 2003-18	116
2. Lance Alworth, 1962-70	81
3. Gary Garrison, 1966-76	58
4. Keenan Allen, 2013-21	48
5. Charlie Joiner, 1976-86	47
6. Kellen Winslow, 1979-87	45
7. Wes Chandler, 1981-87	41
8. Vincent Jackson, 2005-11	37
9. Anthony Miller, 1988-93	37
10. John Jefferson, 1978-80	36

RECEPTIONS

1. Antonio Gates, 2003-18	955
2. Keenan Allen, 2013-21	730
3. Charlie Joiner, 1976-86	586
4. Kellen Winslow, 1979-87	541
5. LaDainian Tomlinson, 2001-09	530
6. Lance Alworth, 1962-70	493
7. Gary Garrison, 1966-76	404
8. Ronnie Harmon, 1990-95	377
9. Anthony Miller, 1988-93	374
10. Wes Chandler, 1981-87	373

QUARTERBACK SACKS

1. Leslie O'Neal, 1986, 1988-95	105.5
2. Shaun Phillips, 2004-12	69.5
3. Gary Johnson, 1975-84	67.0
4. Joey Bosa, 2016-21	58.0
5. Lee Williams, 1984-90	65.5
6. Fred Dean, 1975-81	53.5
7. Melvin Ingram, 2012-20	49.0
8. Junior Seau, 1990-2002	47.0
9. Raylee Johnson, 1993-2003	46.0
10. Shawne Merriman, 2005-09	43.5
Leroy Jones, 1976-83	43.5

INTERCEPTIONS

1. Gill Byrd, 1983-92	42
2. Dick Harris, 1960-65	29
3. Rodney Harrison, 1994-2002	26
4. Kenny Graham, 1964-69	25
5. Mike Williams, 1975-82	24
6. Joe Beachamp, 1966-75	23
7. Quentin Jammer, 2002-12	21
Woodrowe Lowe, 1976-86	21
Bob Howard, 1967-74	21
Leslie "Speedy" Duncan, 1964-70	21

INTERCEPTION RETURN YARDS

1. Gill Byrd, 1983-92	546
2. Charlie McNeil, 1960-64	502
3. Kenny Graham, 1964-69	477
4. Joe Beachamp, 1966-75	433
5. Dick Harris, 1960-65	413
6. Rodney Harrison, 1994-2002	345
7. Woodrowe Lowe, 1976-86	343
8. Darren Carrington, 1991-94	337
9. Leslie "Speedy" Duncan, 1964-70	322
10. Glen Edwards, 1978-81	309

INTERCEPTION TOUCHDOWNS

1. Kenny Graham, 1964-69	5
Dick Harris, 1960-65	5
Woodrowe Lowe, 1976-86	4
Eric Weddle, 2007-13	3
Joe Beachamp, 1966-75	3
6. Desmond King, 2017-20	2
Shaun Phillips, 2004-12	2
Demorrio Williams, 2012	2
Antonio Cromartie, 2006-09	2
Clinton Hart, 2004-09	2
Donnie Edwards, 2002-06	2
Rodney Harrison, 1994-2002	2
Stanley Richard, 1991-94	2
Donald Frank, 1990-93	2
Gill Byrd, 1983-92	2
Gary Johnson, 1975-84	2
Leslie "Speedy" Duncan, 1964-70	2
Earl Faison, 1961-66	2
Charlie McNeil, 1960-64	2
Bob Laraba, 1960-61	2

TOUCHDOWNS SCORED

1. LaDainian Tomlinson, 2001-09	153
2. Antonio Gates, 2003-18	116
3. Lance Alworth, 1962-70	83
4. Gary Garrison, 1966-76	58
5. Keenan Allen, 2013-21	49
6. Melvin Gordon, 2015-19	47
Charlie Joiner, 1976-86	47
8. Paul Lowe, 1960-68	46
9. Austin Ekeler, 2017-21	45
Kellen Winslow, 1979-87	45
Chuck Muncie, 1980-84	45

POINTS SCORED

1. John Carney, 1990-2000.....	1,076
2. LaDainian Tomlinson, 2001-09	918
3. Nate Kaeding, 2004-12.....	889
4. Rolf Benirschke, 1977-86.....	766
5. Antonio Gates, 2003-18.....	700
6. Lance Alworth, 1962-70.....	500
7. Nick Novak, 2011-14.....	459
8. Dennis Partee, 1968-75.....	380
9. Gary Garrison, 1966-76.....	348
10. Keenan Allen, 2013-21.....	298

FIELD GOALS

1. John Carney, 1990-2000.....	261
2. Nate Kaeding, 2004-12.....	180
3. Rolf Benirschke, 1977-86.....	146
4. Nick Novak, 2011-14, 17.....	110
5. Dennis Partee, 1968-75.....	71
6. Michael Badgley, 2018-20.....	52
Josh Lambo, 2015-16.....	52
8. George Blair, 1961-64.....	50
9. Steve Christie, 2001-03.....	42
10. Ray Wersching, 1973-76.....	32

FIELD GOAL ATTEMPTS

1. John Carney, 1990-2000.....	320
2. Rolf Benirschke, 1977-86.....	208
3. Nate Kaeding, 2004-12.....	207
4. Nick Novak, 2011-14, 17.....	130
5. Dennis Partee, 1968-75.....	121
6. George Blair, 1961-64.....	80
7. Ray Wersching, 1973-76.....	68
8. Michael Badgley, 2018-20.....	65
9. Josh Lambo, 2015-16.....	64
10. Dick Van Raaphorst, 1966-67.....	61

KICKOFF RETURN YARDS

1. Darren Sproles, 2005-10.....	6,469
2. Ronney Jenkins, 2000-02.....	3,997
3. Andre Coleman, 1994-96.....	3,914
4. Leslie "Speedy" Duncan, 1964-70.....	3,386
5. James Brooks, 1981-83.....	2,305
6. Kenny Bynum, 1997-2000.....	2,182
7. Lionel James, 1984-88.....	2,094
8. Nate Lewis, 1990-93.....	2,047
9. Artie Owens, 1976-79.....	1,998
10. Tim Dwight, 2001-04.....	1,876

KICKOFF RETURN TOUCHDOWNS

1. Andre Coleman, 1994-96.....	4
2. Ronney Jenkins, 2000-02.....	3
3. Darren Sproles, 2005-10.....	2
Anthony Miller, 1988-93.....	2
5. Andre Roberts, 2021.....	1
Micheal Spurlock, 2012.....	1
Tim Dwight, 2001-04.....	1
Richard Goodman, 2010-11.....	1
Rodney Harrison, 1994-2002.....	1
Nate Lewis, 1990-93.....	1
Jamie Holland, 1987-89.....	1
Gary Anderson, 1985-88.....	1
Keith Lincoln, 1960-66.....	1

KICKOFF RETURNS

1. Darren Sproles, 2005-10.....	258
2. Andre Coleman, 1994-96.....	166
3. Ronney Jenkins, 2000-02.....	165
4. Leslie "Speedy" Duncan, 1964-70.....	134
5. Kenny Bynum, 1997-2000.....	107
6. James Brooks, 1981-83.....	105
7. Lionel James, 1984-88.....	99
8. Nate Lewis, 1990-93.....	92
9. Artie Owens, 1976-79.....	88
10. Tim Dwight, 2001-04.....	80

PUNT RETURN YARDS

1. Mike Fuller, 1975-80.....	2,388
2. Leslie "Speedy" Duncan, 1964-70.....	1,651
3. Darrien Gordon, 1993-94, 96.....	1,407
4. Lionel James, 1984-88.....	1,193
5. Darren Sproles, 2005-10.....	935
6. Eric Parker, 2002-06.....	881
7. James Brooks, 1981-83.....	565
8. Tim Dwight, 2001-04.....	508
9. Eric Metcalf, 1997.....	489
10. Desmond King, 2017-20.....	438

PUNT RETURN TOUCHDOWNS

1. Leslie "Speedy" Duncan, 1964-70.....	4
2. Eric Metcalf, 1997.....	3
Darrien Gordon, 1993-94, 96.....	3
4. Desmond King, 2017-20.....	2
Darren Sproles, 2005-10.....	2
Lionel James, 1984-88.....	2
Mike Fuller, 1975-80.....	2
Ron Smith, 1973.....	2
9. Travis Benjamin, 2017-18.....	1
Micheal Spurlock, 2012.....	1
Tim Dwight, 2001-04.....	1
Andre Coleman, 1994-96.....	1
Nate Lewis, 1990-93.....	1
Kitrick Taylor, 1990-91.....	1
Keith Lincoln, 1961-68.....	1

PUNT RETURNS

1. Mike Fuller, 1975-80.....	212
2. Leslie "Speedy" Duncan, 1964-70.....	138
3. Lionel James, 1984-88.....	124
4. Darren Sproles, 2005-10.....	114
5. Eric Parker, 2002-06.....	105
6. Darrien Gordon, 1993-94, 96.....	103
7. James Brooks, 1981-83.....	52
8. Tim Dwight, 2001-04.....	46
9. Desmond King, 2017-20.....	45
Eric Metcalf, 1997.....	45

SEASONS

1. David Binn, 1994-10.....	17
2. Philip Rivers, 2004-16.....	16
Antonio Gates, 2003-18.....	16
3. Dan Fouts, 1973-87.....	15
Russ Washington, 1968-82.....	15
6. Doug Wilkerson, 1971-84.....	14
Don Macek, 1976-89.....	14
8. Mike Scifres, 2003-15.....	13
Junior Seau, 1990-2002.....	13
10. Jamal Williams, 1998-2009.....	12

GAMES PLAYED

1. David Binn, 1994-2010.....	256
2. Antonio Gates, 2003-18.....	236
3. Philip Rivers, 2004-19.....	228
4. Junior Seau, 1990-2002.....	200
Russ Washington, 1968-82.....	200
6. Mike Scifres, 2003-15.....	195
Doug Wilkerson, 1971-84.....	195
8. Dan Fouts, 1973-87.....	181
9. Quentin Jammer, 2002-12.....	172
10. Charlie Joiner, 1976-86.....	164
Woodrow Lowe, 1976-86.....	164

SINGLE-SEASON TOP-10

RUSHING YARDS

1. LaDainian Tomlinson, 2006	1,815
2. LaDainian Tomlinson, 2002	1,683
3. LaDainian Tomlinson, 2003	1,645
4. LaDainian Tomlinson, 2007	1,474
5. LaDainian Tomlinson, 2005	1,462
6. Natrone Means, 1994	1,350
7. LaDainian Tomlinson, 2004	1,335
8. Ryan Mathews, 2013	1,255
9. LaDainian Tomlinson, 2001	1,236
10. Marion Butts, 1990	1,225

RUSHING TOUCHDOWNS

1. LaDainian Tomlinson, 2006	28
2. Chuck Muncie, 1981	19
3. LaDainian Tomlinson, 2005	18
4. LaDainian Tomlinson, 2004	17
5. LaDainian Tomlinson, 2007	15
6. LaDainian Tomlinson, 2002	14
7. LaDainian Tomlinson, 2003	13
8. Austin Ekeler, 2021	12
LaDainian Tomlinson, 2009	12
Natrone Means, 1994	12
Chuck Muncie, 1983	12
Clarence Williams, 1979	12

RUSHING ATTEMPTS

1. LaDainian Tomlinson, 2002	372
2. LaDainian Tomlinson, 2006	348
3. Natrone Means, 1994	343
4. LaDainian Tomlinson, 2005	339
LaDainian Tomlinson, 2004	339
LaDainian Tomlinson, 2001	339
7. LaDainian Tomlinson, 2007	315
8. LaDainian Tomlinson, 2003	313
9. Earnest Jackson, 1984	296
10. LaDainian Tomlinson, 2008	292

TOTAL YARDS FROM SCRIMMAGE

1. LaDainian Tomlinson, 2003	2,370
2. LaDainian Tomlinson, 2006	2,323
3. LaDainian Tomlinson, 2002	2,172
4. LaDainian Tomlinson, 2007	1,949
5. LaDainian Tomlinson, 2005	1,832
6. LaDainian Tomlinson, 2004	1,776
7. LaDainian Tomlinson, 2001	1,603
8. Lance Alworth, 1965	1,590
9. Natrone Means, 1994	1,585
10. Melvin Gordon, 2017	1,581

PASSING YARDS

1. Justin Herbert, 2021	5,014
2. Dan Fouts, 1981	4,802
3. Philip Rivers, 2015	4,792
4. Dan Fouts, 1980	4,715
4. Philip Rivers, 2010	4,710
6. Philip Rivers, 2011	4,624
7. Philip Rivers, 2019	4,615
8. Philip Rivers, 2017	4,515
9. Philip Rivers, 2013	4,478
10. Philip Rivers, 2016	4,386

TOUCHDOWN PASSES

1. Justin Herbert, 2021	38
2. Philip Rivers, 2008	34
Philip Rivers, 2016	33
Dan Fouts, 1981	33
5. Philip Rivers, 2018	32
Philip Rivers, 2013	32
7. Justin Herbert, 2020	31
Philip Rivers, 2014	31
9. Philip Rivers, 2010	30
Dan Fouts, 1980	30

PASS ATTEMPTS

1. Justin Herbert, 2021	672
2. Philip Rivers, 2015	661
3. Dan Fouts, 1981	609
4. Justin Herbert, 2020	595
5. Philip Rivers, 2019	591
6. Dan Fouts, 1980	589
7. Philip Rivers, 2011	582
8. Philip Rivers, 2016	578
9. Philip Rivers, 2017	575
10. Philip Rivers, 2014	570

PASS COMPLETIONS

1. Justin Herbert, 2021	443
2. Philip Rivers, 2015	437
3. Justin Herbert, 2020	396
4. Philip Rivers, 2019	390
5. Philip Rivers, 2014	379
6. Philip Rivers, 2013	378
7. Philip Rivers, 2011	366
8. Dan Fouts, 1981	360
Philip Rivers, 2017	360
10. Philip Rivers, 2010	357

PASSES INTERCEPTED

1. John Hadl, 1968	32
2. John Hadl, 1972	26
3. John Hadl, 1971	25
Jack Kemp, 1960	25
5. Dan Fouts, 1980	24
Dan Fouts, 1979	24
John Hadl, 1962	24
8. Dan Fouts, 1986	22
John Hadl, 1967	22
Jack Kemp, 1961	22

RECEIVING YARDS

1. Lance Alworth, 1965	1,602
2. Keenan Allen, 2017	1,393
3. Lance Alworth, 1966	1,383
4. John Jefferson, 1980	1,340
5. Lance Alworth, 1968	1,312
6. Kellen Winslow, 1980	1,290
7. Anthony Miller, 1989	1,252
8. Lance Alworth, 1964	1,235
9. Tony Martin, 1995	1,224
10. Lance Alworth, 1963	1,205

RECEIVING TOUCHDOWNS

1. Tony Martin, 1996	14
Lance Alworth, 1965	14
3. Antonio Gates, 2004	13
John Jefferson, 1980	13
John Jefferson, 1978	13
Lance Alworth, 1966	13
Lance Alworth, 1964	13
8. Antonio Gates, 2014	12
Gary Garrison, 1970	12
10. Lance Alworth, 1963	11

RECEPTIONS

1. Keenan Allen, 2021	106
2. Keenan Allen, 2019	104
3. Keenan Allen, 2017	102
4. Keenan Allen, 2020	100
LaDainian Tomlinson, 2003	100
6. Keenan Allen, 2018	97
Austin Ekeler, 2019	92
8. Tony Martin, 1995	90
9. Antonio Gates, 2005	89
Kellen Winslow, 1980	89

QUARTERBACK SACKS (since 1982)

1. Shawne Merriman, 2006	17.0
Leslie O'Neal, 1992	17.0
3. Lee Williams, 1986	15.0
4. Lee Williams, 1989	14.0
5. Leslie O'Neal, 1990	13.5
6. Marcellus Wiley, 2001	13.0
7. Joey Bosa, 2017	12.5
Shawne Merriman, 2007	12.5
Leslie O'Neal, 1995	12.5
Leslie O'Neal, 1994	12.5
Leslie O'Neal, 1989	12.5
Leslie O'Neal, 1986	12.5

INTERCEPTIONS

1. Antonio Cromartie, 2007	10
2. Charlie McNeil, 1961	9
3. Ryan McNeil, 2001	8
Dick Harris, 1963	8
Claude Gibson, 1962	8
Bob Zeman, 1961	8
7. Casey Hayward, 2016	7
Eric Weddle, 2011	7
Darren Carrington, 1993	7
Gill Byrd, 1990	7
Gill Byrd, 1989	7
Gill Byrd, 1988	7
Danny Walters, 1983	7
Bryant Salter, 1972	7
Jim Hill, 1969	7
Leslie "Speedy" Duncan, 1966	7
Bud Whitehead, 1965	7
Dick Harris, 1961	7

INTERCEPTION RETURN YARDS

1. Charlie McNeil, 1961	349
2. Stanley Richard, 1994	224
3. Vencie Glenn, 1987	166
4. Gill Byrd, 1984	157
5. Jeff Dale, 1986	153
6. Darren Carrington, 1992	152
7. Bob Laraba, 1961	151
8. Woodrow Lowe, 1979	150
9. Antonio Cromartie, 2007	144
10. Dick Harris, 1961	140

INTERCEPTION TOUCHDOWNS

1. Dick Harris, 1961	3
2. Demorrio Williams, 2012	2
Clinton Hart, 2005	2
Stanley Richard, 1994	2
Gill Byrd, 1984	2
Woodrow Lowe, 1979	2
Kenny Graham, 1969	2
Joe Beauchamp, 1968	2
Bob Laraba, 1961	2
Charlie McNeil, 1961	2

TOUCHDOWNS SCORED

1. LaDainian Tomlinson, 2006	31
2. Austin Ekeler, 2021	20
LaDainian Tomlinson, 2005	20
4. Chuck Muncie, 1981	19
5. LaDainian Tomlinson, 2007	18
LaDainian Tomlinson, 2004	18
7. LaDainian Tomlinson, 2003	17
8. LaDainian Tomlinson, 2002	15
Lance Alworth, 1964	15
10. Tony Martin, 1996	14
Lance Alworth, 1965	14

POINTS SCORED

1. LaDainian Tomlinson, 2006	186
2. Nate Kaeding, 2009	146
3. Nick Novak, 2013	144
4. Nate Kaeding, 2006	136
5. John Carney, 1994	135
6. Nate Kaeding, 2008	127
7. Austin Ekeler, 2021	124
John Carney, 1993	124
9. Nick Novak, 2011	122
10. Josh Lambo, 2016	120
LaDainian Tomlinson, 2005	120

FIELD GOALS

1. Nick Novak, 2013	34
John Carney, 1994	34
3. Nate Kaeding, 2009	32
4. John Carney, 1999	31
John Carney, 1993	31
6. John Carney, 1996	29
7. Nick Novak, 2011	27
Nate Kaeding, 2008	27
9. Josh Lambo, 2016	26
Josh Lambo, 2015	26
Nate Kaeding, 2006	26
John Carney, 1998	26
John Carney, 1992	26

FIELD GOAL ATTEMPTS

1. John Carney, 1993	40
2. John Carney, 1994	38
3. Nick Novak, 2013	37
4. John Carney, 1999	36
John Carney, 1996	36
Rolf Benirschke, 1980	36
7. Nate Kaeding, 2009	35
8. Nick Novak, 2011	34
9. Michael Badgley, 2020	33
10. Josh Lambo, 2016	32
Josh Lambo, 2015	32
Nate Kaeding, 2008	32
Wade Richey, 2001	32
John Carney, 1992	32
Dennis Partee, 1968	32

KICKOFF RETURN YARDS

1. Ronney Jenkins, 2001	1,541
2. Ronney Jenkins, 2000	1,531
3. Darren Sproles, 2005	1,528
4. Andre Coleman, 1995	1,411
5. Darren Sproles, 2008	1,376
6. Darren Sproles, 2009	1,300
7. Andre Coleman, 1994	1,293
8. Darren Sproles, 2010	1,257
9. Tim Dwight, 2004	1,222
10. Andre Coleman, 1996	1,210

KICKOFF RETURN TOUCHDOWNS

1. Ronney Jenkins, 2001	2
Andre Coleman, 1995	2
Andre Coleman, 1994	2
4. Andre Roberts, 2021	1
Micheal Spurlock, 2012	1
Richard Goodman, 2011	1
Darren Sproles, 2008	1
Darren Sproles, 2007	1
Tim Dwight, 2004	1
Ronney Jenkins, 2000	1
Rodney Harrison, 1997	1
Nate Lewis, 1991	1
Anthony Miller, 1989	1
Jamie Holland, 1988	1
Anthony Miller, 1988	1
Gary Anderson, 1985	1
Keith Lincoln, 1962	1

KICKOFF RETURNS

1. Ronney Jenkins, 2000	67
2. Darren Sproles, 2005	63
3. Andre Coleman, 1995	62
4. Ronney Jenkins, 2001	58
5. Andre Coleman, 1996	55
6. Darren Sproles, 2009	54
7. Darren Sproles, 2008	53
8. Darren Sproles, 2010	51
9. Tim Dwight, 2004	50
Leon Johnson, 2003	50

PUNT RETURN YARDS

1. Darrien Gordon, 1996	537
2. Eric Metcalf, 1997	489
3. Darrien Gordon, 1994	475
4. Leslie "Speedy" Duncan, 1965	464
5. Mike Fuller, 1979	448
6. Mike Fuller, 1978	436
Mike Fuller, 1976	436
8. Leslie "Speedy" Duncan, 1967	434
9. Mike Fuller, 1975	410
10. Lionel James, 1987	400

PUNT RETURN TOUCHDOWNS

1. Eric Metcalf, 1997	3
2. Darrien Gordon, 1994	2
Ron Smith, 1973	2
Leslie "Speedy" Duncan, 1965	2
5. Desmond King, 2019	1
Desmond King, 2018	1
Travis Benjamin, 2017	1
Micheal Spurlock, 2012	1
Darren Sproles, 2009	1
Darren Sproles, 2007	1
Tim Dwight, 2001	1
Darrien Gordon, 1996	1
Andre Coleman, 1995	1
Nate Lewis, 1990	1
Kitrick Taylor, 1990	1
Lionel James, 1987	1
Lionel James, 1984	1
Mike Fuller, 1977	1
Mike Fuller, 1975	1
Leslie "Speedy" Duncan, 1968	1
Leslie "Speedy" Duncan, 1966	1
Keith Lincoln, 1961	1

PUNT RETURNS

1. Mike Fuller, 1979	46
2. Eric Metcalf, 1997	45
3. Mike Fuller, 1978	39
4. Eric Parker, 2006	37
5. Darrien Gordon, 1996	36
Darrien Gordon, 1994	36
Mike Fuller, 1975	36
Leslie "Speedy" Duncan, 1967	36
9. Mike Fuller, 1976	33
10. Latario Rachal, 1998	32
Lionel James, 1987	32

CHARGERS AND OPPONENT 10 LONGEST

RUNS FROM SCRIMMAGE

CHARGERS

- 87t Melvin Gordon, Oct. 29, 2017 at New England
- Paul Lowe, Sept. 10, 1961 at Dallas Texans
- 86t Keith Lincoln, Sept. 30, 1962 at Oakland
- 85t LaDainian Tomlinson, Dec. 17, 2006 vs. K.C.
- 83t Michael Turner, Dec. 18, 2005 at Indianapolis
- 80t Brad Hubbert, Dec. 24, 1967 vs. N.Y. Jets
- 76t Keith Lincoln, Oct. 20, 1963 at Kansas City
- 76 LaDainian Tomlinson, Dec. 1, 2002 vs. Den.
- 75 Justin Jackson, Oct. 31, 2021 vs. New England
- 74t Michael Turner, Oct. 7, 2007 at Denver

OPPONENT

- 90t Colin Kaepernick, Dec. 20, 2014 at S.F.
- 89t Kenny King, Oct. 12, 1980 at Oakland
- 84t Damien Williams, Dec. 29, 2019 at K.C.
- 81 Billy Sims, Sept. 30, 1984 vs. Detroit
- 77 Napoleon Kaufman, Sept. 22, 1996 at Oak.
- 74t Jack Spikes, Sept. 10, 1961 at Dallas Texans
- 71t Corey Dillon, Nov. 2, 1997 at Cincinnati
- 69t Kareem Hunt, Sept. 24, 2017 vs. K.C.
- Herman Heard, Oct. 14, 1984 at K.C.
- 68 LeGarette Blount, Oct. 1, 2017 vs. Phi.
- Henry Bell, Oct. 16, 1960 at Denver

PASS COMPLETIONS

CHARGERS

- 99t S.Humphries to T.Martin, Sept. 18, 1994 at Sea.
- 91t J.Kemp to K.Lincoln, Nov. 12, 1961 at Denver
- 88t E.Luther to B.Duckworth, Dec. 3, 1984 vs. Chi.
- 85t J.Hadl to L.Alworth, Oct. 17, 1965 at Boston
- T.Rote to L.Alworth, Oct. 6, 1963 at Denver
- 84t P.Rivers to A.Ekeler, Dec. 8, 2019 at Jax.
- J.Hadl to G.Garrison, Oct. 5, 1968 at N.Y. Jets
- 83t R.Leaf to J.Graham, Nov. 19, 2000 at Denver
- 82t T.Rote to L.Alworth, Dec. 6, 1964 vs. N.Y. Jets
- 81t P.Rivers to D.Sproles, Sept. 20, 2009 vs. Bal.
- D.Fouts to C.Joiner, Oct. 17, 1976 vs. Hou. Oilers

OPPONENT

- 99t T.Green to M.Boerigter, Dec. 22, 2002 at K.C.
- 98t J.Lee to W.Dewveall, Nov. 25, 1962 at Hou. Oilers
- 96t J.Montana to J.Rice, Nov. 27, 1988 vs. S.F.
- 93t C.Morton to S.Watson, Sept. 27, 1981 at Denver
- 90t S.DeBerg to J.Birden, Nov. 18, 1990 at K.C.
- C.Davidson to D.Dorsey, Dec. 2, 1962 vs. Oak.
- 89t N.O'Donnell to D.Stone, Sept. 1, 1991 at Pit.
- 87t D.Carr to A.Cooper, Dec. 31, 2017 vs. Oak.
- J.Namath to D.Maynard, Nov. 24, 1968 vs. N.Y. Jets
- F.Tripucka to A.Frazier, Nov. 12, 1961 at Den.

FIELD GOALS

CHARGERS

- 59 Michael Badgley, Dec. 9, 2018 vs. Cincinnati
- 57 Nate Kaeding, Dec. 21, 2008 at Tampa Bay
- 55 Nate Kaeding, Nov. 29, 2009 vs. Kansas City
- 54 Josh Lambo, Oct. 12, 2015 vs. Pittsburgh
- Nate Kaeding, Oct. 1, 2006 at Baltimore
- John Carney, Sept. 17, 2000 at Kansas City
- John Carney, Sept. 6, 1998 vs. Buffalo
- John Carney, Nov. 10, 1991 vs. Seattle
- 53 Michael Badgley, Oct. 4, 2020 at Tampa Bay
- Nick Novak, Nov. 27, 2011 vs. Denver
- Nate Kaeding, Oct. 17, 2004 at Atlanta
- Steve Christie, Dec. 15, 2002 at Buffalo
- John Carney, Sept. 1, 1996 vs. Seattle
- John Carney, Nov. 24, 1991 at N.Y. Jets
- Chris Bahr, Dec. 24, 1989 vs. Denver
- Rolf Benirschke, Sept. 21, 1980 at Denver

OPPONENT

- 61 Brandon McManus, Jan. 2, 2022 vs. Denver
- 58 Harrison Butker, Sept. 20, 2020 vs. K.C. (OT)
- Harrison Butker, Sept. 20, 2020 vs. K.C. (OT)
- Dan Miller, Dec. 26, 1982 vs. Baltimore Colts
- 56 Greg Zuerlein, Sept. 19, 2021 vs. Dallas
- Justin Tucker, Dec. 22, 2018 vs. Baltimore
- Sebastian Janikowski, Oct. 9, 2016 at Oak.
- 55 Jason Elam, Nov. 7, 1999 vs. Denver
- Gary Anderson, Nov. 25, 1984 at Pittsburgh
- George Blanda, Dec. 3, 1961 vs. Houston Oilers

PUNTS

CHARGERS

- 82 Paul Maguire, Nov. 19, 1961 vs. Dallas Texans
- 73 Dennis Partee, Oct. 17, 1971 at Denver
- 72 Mike Scifres, Sept. 21, 2014 at Buffalo
- 71 Mike Scifres, Nov. 10, 2011 vs. Oakland
- Mike Scifres, Oct. 1, 2006 at Baltimore
- Mike Scifres, Dec. 4, 2005 vs. Oakland
- Maury Buford, Sept. 12, 1982 at Denver
- John Hadl, Nov. 8, 1964 at Denver
- 70 Mike Scifres, Nov. 25, 2007 vs. Baltimore
- 69 Ty Long, Oct. 17, 2021 at Baltimore
- Drew Kaser, Oct. 22, 2017 vs. Denver
- Drew Kaser, Dec. 18, 2016 vs. Oakland

OPPONENT

- 81 Dustin Colquitt, Dec. 2, 2007 at Kansas City
- 79 Drew Butler, Dec. 9, 2012 at Pittsburgh
- 77 Greg Montgomery, Sept. 19, 1993 vs. Hou. Oilers
- 75 Kevin Huber, Dec. 1, 2013 vs. Cincinnati
- 74 Bob Grupp, Nov. 4, 1979 at Kansas City
- 73 Shane Lechler, Sept. 28, 2003 vs. Oakland
- 72 Ryan Plackemeier, Dec. 24, 2006 at Seattle
- Chris Gardocki, Oct. 26, 1997 vs. Indianapolis
- Bob Scarpitto, Oct. 22, 1967 at Denver
- Jerrel Wilson, Sept. 29, 1963 vs. Kansas City

INTERCEPTION RETURNS

CHARGERS

- 103t Vencie Glenn, Nov. 29, 1987 vs. Denver
- 102t Donald Frank, Oct. 31, 1993 at L.A. Raiders
- 100t Leslie "Speedy" Duncan, Oct. 15, 1967 vs. K.C.
- 99t Shaun Gayle, Dec. 23, 1995 at N.Y. Giants
- Stanley Richard, Sept. 4, 1994 at Denver
- Gill Byrd, Oct. 4, 1984 at Kansas City
- 90t Desmond King, Nov. 23, 2017 at Dallas
- Jahleel Addae, Jan. 1, 2017 vs. Kansas City
- 86 Trevor Williams, Sept. 30, 2018 vs. S.F.
- 83t Willie Clark, Sept. 22, 1996 at Oakland

OPPONENT

- 102t Louis Breeden, Nov. 8, 1981 vs. Cincinnati
- 99t Janoris Jenkins, Nov. 23, 2014 vs. St. Louis
- Kevin Ross, Sept. 6, 1992 vs. Kansas City
- 96t Ray Griffin, Nov. 11, 1979 at Cincinnati
- Bashaud Breeland, Dec. 10, 2017 vs. Was.
- 91t Chad Greenway, Sept. 27, 2015 at Minnesota
- Fred Williamson, Sept. 30, 1962 at Oakland
- 90t Leroy Butler, Sept. 15, 1996 at Green Bay
- Deion Sanders, Dec. 11, 1994 vs. S.F.
- 87t Mark McMillian, Dec. 14, 1997 vs. K.C.
- 83t Leonard Johnson, Nov. 11, 2012 at Tampa Bay

KICKOFF RETURNS

CHARGERS

- 105t Richard Goodman, Jan. 1, 2012 at Oakland
- 103t Darren Sproles, Sept. 14, 2008 at Denver
- Keith Lincoln, Sept. 16, 1962 vs. Titans of N.Y.
- 101t Andre Roberts, Jan. 2, 2022 vs. Denver
- 99t Micheal Spurlock, Dec. 30, 2012 vs. Oakland
- 98t Gary Anderson, Nov. 17, 1985 at Denver
- 95t Nate Lewis, Nov. 17, 1991 vs. New Orleans
- 94t Jamie Holland, Dec. 18, 1988 vs. Kansas City
- 93t Ronney Jenkins, Nov. 18, 2001 at Oakland
- Ronney Jenkins, Sept. 10, 2000 vs. N.O.
- Anthony Miller, Nov. 20, 1988 at L.A. Rams

OPPONENT

- 104t Mecole Hardman, Dec. 29, 2019 at K.C.
- Ira Mathews, Oct. 25, 1979 at Oakland
- 103t Percy Harvin, Sept. 11, 2011 vs. Minnesota
- 101t Leon Washington, Sept. 26, 2010 at Seattle
- Brian Mitchell, Dec. 6, 1998 at Washington
- 99t Leon Washington, Sept. 26, 2010 at Seattle
- Byron Hanspard, Dec. 7, 1997 vs. Atlanta
- 98t Will Blackwell, Dec. 24, 2000 vs. Pittsburgh
- 97t Cassius Vaughn, Jan. 2, 2011 at Denver
- Tim Brown, Sept. 4, 1988 at L.A. Raiders

PUNT RETURNS

CHARGERS

95t Leslie "Speedy" Duncan, Nov. 24, 1968 vs. NYJ
90t Darrien Gordon, Sept. 25, 1994 at L.A. Raiders
88t Andre Coleman, Sept. 17, 1995 at Philadelphia
Mike Fuller, Oct. 9, 1977 at New Orleans
85t Eric Metcalf, Nov. 2, 1997 at Cincinnati
84t Tim Dwight, Sept. 9, 2001 vs. Washington
Ron Smith, Nov. 18, 1973 vs. New Orleans
83t Eric Metcalf, Nov. 30, 1997 vs. Denver
82t Paul Lowe, Oct. 7, 1961 at Boston
81t Darrien Gordon, Sept. 29, 1996 vs. K.C.
Lionel James, Sept. 20, 1987 vs. St. Louis
Leslie "Speedy" Duncan, Sept. 4, 1966 vs. Buf.

OPPONENT

95t Tyreek Hill, Jan. 1, 2017 vs. Kansas City
94t Dexter McCluster, Sept. 13, 2010 at K.C.
92t Rick Upchurch, Oct. 3, 1976 at Denver
91t Tyreek Hill, Sept. 9, 2018 vs. Kansas City
86t Tamarick Vanover, Oct. 9, 1995 at Kansas City
82t George Atkinson, Oct. 13, 1968 at Oakland
82 Ray Buchanan, Nov. 3, 1996 at Indianapolis
81 Dennis Northcutt, Nov. 5, 2006 vs. Cleveland
80t Phillip Buchanon, Dec. 28, 2003 vs. Oakland
79t Lemar Parrish, Dec. 6, 1970 vs. Cincinnati

FUMBLE RETURNS

CHARGERS

86t Eric Weddle, Nov. 30, 2008 vs. Atlanta
82t Donnie Edwards, Nov. 10, 2002 at St. Louis
81t Vencie Glenn, Oct. 22, 1989 vs. N.Y. Giants
79t Marlon McCree, Oct. 29, 2006 vs. St. Louis
78t Paul Bradford, Nov. 23, 1997 at San Francisco
75t Keith Browner (25 yds.) lateral to
Sam Seale(50 yds.), Nov. 20, 1988
at L.A. Rams
61t Tevaughn Campbell, Dec. 5, 2021 at Cincinnati
Caraun Reid, Sept. 25, 2016 at Indianapolis
58t Rick Redman, Oct. 2, 1966 vs. Miami
53t Darrell Stuckey, Dec. 7, 2014 vs. New England
53 Henry Rolling, Oct. 6, 1991 at L.A. Raiders

OPPONENT

68 A.J. Duhe, Oct. 15, 1978 vs. Miami
65t Tony Carter, Oct. 15, 2012 vs. Denver
64t Tyvon Branch, Oct. 10, 2010 at Oakland
63t Joey Browner, Sept. 2, 1984 at Minnesota
63 Rob Ninkovich, Oct. 24, 2010 vs. N.E.
62 Carlton Gray, Oct. 27, 1996 at Seattle
59t George Atkinson, Nov. 25, 1973 at Oakland
56t Ifeadi Odenigbo, Dec. 15, 2019 vs. Minnesota
55t Robert Lyles, Dec. 6, 1987 at Houston
54t Mike Montgomery, Nov. 5, 1972 vs. Dallas

BLOCKED PUNT RETURNS

CHARGERS

35t Bob Zeman, Oct. 7, 1961 at Boston
21t Derrie Nelson, Nov. 13, 1983 vs. Dallas
19 Pete Lazetich, Sept. 24, 1972 vs. Denver
5 Gene Selawski, Oct. 22, 1961 at Oakland
4 Wayne Davis, Nov. 17, 1985 at Denver
3 Steve Heiden, Dec. 17, 2000 at Carolina
0t Jacob Hester, Oct. 25, 2009 at Kansas City
Darryll Lewis, Sept. 26, 1999 vs. Indianapolis
0s Carlos Polk, Sept. 22, 2002 at Arizona
0 Corey Lynch, Sept. 10, 2012 at Oakland

OPPONENT

37t Frank Warren, Nov. 17, 1991 vs. New Orleans
29t Adam Hayward, Nov. 11, 2012 at Tampa Bay
16 Randy McClanahan, Sept. 18, 1977 at Oak.
15 Walt Landers, Sept. 24, 1978 vs. Green Bay
14 Glen Cadrez, Oct. 13, 2002 vs. Kansas City
9 Tyrone Braxton, Oct. 2, 1988 vs. Denver
5t Hiram Eugene, Oct. 10, 2010 at Oakland
2t Jerry Robinson, Nov. 20, 1986 vs. L.A. Raiders
0s Nick Schommer, Oct. 31, 2010 vs. Tennessee
Rock Cartwright, Oct. 10, 2010 at Oakland

BLOCKED FIELD GOAL RETURNS

CHARGERS

72t Leslie "Speedy" Duncan, Nov. 23, 1967 vs. Den.
35 Tom Day, Oct. 15, 1967 vs. Kansas City
28 Jim Tolbert, Nov. 15, 1971 vs. St. Louis
27 Kenny Graham, Nov. 15, 1964 at Kansas City
25 Jeff Staggs, Oct. 25, 1970 vs. Houston Oilers

OPPONENT

66 Tommy Casanova, Sept. 22, 1974 at Cin.
65t Matt Ware, Oct. 23, 2005 at Philadelphia
60 Louis Wright, Nov. 17, 1985 at Denver
54t Doug Evans, Dec. 17, 2000 at Carolina
44t Devin McCourty, Dec. 6, 2020 vs. N.E.
42t Ray McElroy, Oct. 26, 1997 vs. Indianapolis
28 John Barmlett, Nov. 27, 1966 vs. Denver
17 Charlie West, Dec. 5, 1971 vs. Minnesota
Mike Statton, Oct. 1, 1967 vs. Buffalo
16 Daniel Thomas, Oct. 25, 2020 vs. Jax.
Fletcher Smith, Oct. 15, 1967 vs. Kansas City

MISSED FIELD GOAL RETURNS

CHARGERS

109t Antonio Cromartie, Nov. 4, 2007 at Min.

INDIVIDUAL POSTSEASON RECORDS

*NFL Record

SCORING

Most Points, Career

- 42 Nate Kaeding, 2004-09
- 37 Rolf Benirschke, 1977-86
- 30 John Carney, 1990-2000

Most Points, Game

- 15 Michael Badgley, AFC Wild Card, Jan. 6, 2019, at Baltimore
- 12 (8x) Last: Keenan Allen, AFC Divisional, Jan. 12, 2014 at Denver
- 11 Rolf Benirschke, AFC Divisional, Jan. 2, 1982 at Miami

Most Touchdowns, Career

- 4 Darren Sproles, 2005-09
- LaDainian Tomlinson, 2001-09
- Kellen Winslow, 1979-87
- Charlie Joiner, 1976-86
- 3 (4x) Last: Keenan Allen, 2013-21
- 2 (6x) Last: Antonio Gates, 2003-18

Most Touchdowns, Game

- 2 (7x) Last: Keenan Allen, AFC Divisional, Jan. 12, 2014 at Denver
- 1 (52x) Last: Antonio Gates, AFC Divisional, Jan. 13, 2019 at New England

Most Points After Touchdown, Career

- 18 Nate Kaeding, 2004-09
- Rolf Benirschke, 1977-86
- 9 John Carney, 1990-2000
- 6 George Blair, 1961-64

Most Points After Touchdown, Game

- 6 George Blair, AFL Championship, Jan. 5, 1964 vs. Boston
- 5 Rolf Benirschke, AFC Divisional, Jan. 2, 1982 at Miami
- 4 (2x) Last: Nate Kaeding, AFC Divisional, Jan. 13, 2008 at Indianapolis

Most Two-Point Conversions, Game

- 1 (4x) Last: Keenan Allen, AFC Divisional, Jan. 13, 2019 at New England

FIELD GOALS

Most, Career

- 8 Nate Kaeding, 2004-09
- 7 John Carney, 1990-2000
- Rolf Benirschke, 1977-86
- 5 Michael Badgley, 2018

Most, Game

- 5 Michael Badgley, AFC Wild Card, Jan. 6, 2019 at Baltimore
- 4 Nate Kaeding, AFC Championship, Jan. 20, 2008 at New England
- 3 Ben Agajanian, AFL Championship, Jan. 1, 1961 vs. Houston Oilers

Longest

- 54 John Carney, AFC Wild Card, Dec. 31, 1995 vs. Indianapolis
- 53 Michael Badgley, AFC Wild Card, Jan. 6, 2019 at Baltimore
- 47 Michael Badgley, AFC Wild Card, Jan. 6, 2019 at Baltimore

RUSHING

Most Attempts, Career

- 111 Chuck Muncie, 1980-84
- 96 LaDainian Tomlinson, 2001-09
- 63 Natrone Means, 1993-95, 98-99

Most Attempts, Game

- 26 LaDainian Tomlinson, AFC Wild Card, Jan. 8, 2005 vs. New York Jets
- 25 Chuck Muncie, AFC First Round, Jan. 9, 1983 at Pittsburgh
- 24 (2x) Last: Natrone Means, AFC Divisional, Jan. 8, 1995 vs. Miami

Most Yards, Career

- 510 Chuck Muncie, 1980-84
- 380 Paul Lowe, 1960-68
- 327 LaDainian Tomlinson, 2001-09

Most Yards, Game

- 206 Keith Lincoln, AFL Championship, Jan. 5, 1964 vs. Boston
- 165 Paul Lowe, AFL Championship, Jan. 1, 1961 at Houston Oilers
- 139 Natrone Means, AFC Divisional, Jan. 8, 1995 vs. Miami

Most Touchdowns, Career

- 4 LaDainian Tomlinson, 2001-09
- 3 Chuck Muncie, 1980-84
- 2 (5x) Last: Melvin Gordon, 2015-19

Most Touchdowns, Game

- 1 (24x) Last: Melvin Gordon, AFC Divisional, Jan. 13, 2019 at New England

Longest Run

- 67t Keith Lincoln, AFL Championship, Jan. 5, 1964 vs. Boston
- 58t Ronnie Brown, AFC Wild Card, Jan. 5, 2014 at Cincinnati
- Paul Lowe, AFL Championship, Jan. 5, 1964 vs. Boston
- 56t Keith Lincoln, AFL Championship, Jan. 5, 1964 vs. Boston

PASSING

Most Attempts, Career

- 355 Philip Rivers 2004-19
- 286 Dan Fouts 1973-87
- 228 Stan Humphries 1992-97

Most Completions, Career

- 211 Philip Rivers, 2004-19
- 159 Dan Fouts, 1973-1987
- 118 Stan Humphries, 1992-97

Highest Completion Pct., Career (min. 40 att.)

- 73.8 Drew Brees, 2001-04
- 59.4 Philip Rivers, 2004-19
- 55.6 Dan Fouts, 1973-87

Most Attempts, Game

- 53 Dan Fouts, AFC Divisional, Jan. 2, 1982 at Miami (OT)
- 51 Philip Rivers, AFC Divisional, Jan. 13, 2019 at New England
- 49 Stan Humphries, Super Bowl XXIX, Jan. 29, 1995 vs. San Francisco

Most Completions, Game

- 33 Dan Fouts, AFC Divisional, Jan. 2, 1982 at Miami (OT)
- 31 Drew Brees, AFC Wild Card, Jan. 8, 2005 vs. New York Jets
- 28 (2x) Last: Stan Humphries, AFC Wild Card, Dec. 31, 1995 vs. Ind.

Highest Completion Pct, Game (min. 10 att.)

- 75.0 Philip Rivers, AFC Wild Card, Jan. 5, 2014 at Cincinnati
- 73.8 Drew Brees, AFC Wild Card, Jan. 8, 2005 vs. New York Jets
- 73.7 Philip Rivers, AFC Divisional, Jan. 13, 2008 at Indianapolis

Most Yards, Career

- 2,656 Philip Rivers, 2004-19
- 2,125 Dan Fouts, 1973-87
- 1,347 Stan Humphries, 1992-97

Most Yards, Game

- 433 Dan Fouts, AFC Divisional, Jan. 2, 1982 at Miami (OT)
- 336 Dan Fouts, AFC Championship, Jan. 11, 1981 vs. Oakland
- 333 Dan Fouts, AFC First Round, Jan. 9, 1983 at Pittsburgh

Most Touchdowns, Career

- 14 Philip Rivers, 2004-19
- 12 Dan Fouts, 1973-87
- 6 Stan Humphries, 1992-97

Most Touchdowns, Game

- 3 (5x) Last: Philip Rivers, AFC Divisional, Jan. 13, 2019 at New England
- 2 (6x) Last: Philip Rivers, AFC Divisional, Jan. 12, 2014 at Denver
- 1 (9x) Last: Philip Rivers, AFC Wild Card, Jan. 5, 2014 at Cincinnati

Highest Passer Rating, Career (min. 40 att.)

- 101.2 Drew Brees, 2001-04
- 84.2 Philip Rivers, 2004-19
- 76.3 Tobin Rote, 1963-64

Highest Passer Rating, Game (min. 10 att.)

- 145.3 Tobin Rote, AFL Championship, Jan. 5, 1964 vs. Boston
- 133.2 Philip Rivers, AFC Divisional, Jan. 13, 2008 at Indianapolis
- 132.1 John Had, AFL Championship, Jan. 5, 1964 vs. Boston

Most Games 300 Yards or More, Career

- 5 Dan Fouts, 1973-87
- 2 Philip Rivers, 2004-19
- 1 Drew Brees, 2001-04

Most Games 400 Yards or More, Career

- 1 Dan Fouts, 1973-87

Longest Completion

- 62t Philip Rivers, AFC Divisional, Jan. 11, 2009 at Pittsburgh
- 58 Philip Rivers, AFC Divisional, Jan. 14, 2007 vs. New England
- 56t Philip Rivers, AFC Divisional, Jan. 13, 2008 at Indianapolis

Most Interceptions, Career

- 16 Dan Fouts, 1973-87
- 13 Stan Humphries, 1992-97
- 10 Philip Rivers, 2004-19

Most Interceptions, Game

- 5 Dan Fouts, AFC Second Round, Jan. 16, 1983 at Miami
- Dan Fouts, AFC Divisional, Dec. 29, 1979 vs. Houston Oilers
- 4 (3x) Last: Stan Humphries, AFC Wild Card, Dec. 31, 1995 vs. Indianapolis
- 2 (9x) Last: Philip Rivers, AFC Divisional, Jan. 17, 2010 vs. New York Jets

RECEIVING

Most Receptions, Career

- 51 Antonio Gates, 2003-18
- 39 Ronnie Harmon, 1990-95
- 30 Charlie Joiner, 1976-86

Most Receptions, Game

- 13 Kellen Winslow, AFC Divisional, Jan. 2, 1982 at Miami (OT)
- 10 Ronnie Harmon, AFC Wild Card, Dec. 31, 1995 vs. Indianapolis
- 9 (4x) Last: Eric Parker, AFC Wild Card, Jan. 8, 2005 vs. New York Jets

Most Yards, Career

- 540 Antonio Gates, 2003-18
- 539 Charlie Joiner, 1976-86
- 503 Vincent Jackson, 2005-09

Most Yards, Game

- 166 Kellen Winslow, AFC Divisional, Jan. 2, 1982 at Miami (OT)
- 142 Keenan Allen, AFC Divisional, Jan. 12, 2014 at Denver
- 133 Ronnie Harmon, AFC Wild Card, Dec. 31, 1995 vs. Indianapolis

Most Touchdowns, Career

- 4 Kellen Winslow, 1979-87
- Charlie Joiner, 1976-86
- 3 (2x) Last: Keenan Allen, 2013-21
- 2 (6x) Last: Antonio Gates, 2003-18

Most Touchdowns, Game

- 2 (4x) Last: Keenan Allen, AFC Divisional, Jan. 12, 2014 at Denver
- 1 (30x) Last: K.Allen, V.Green and A.Gates, AFC Divisional, Jan. 13, 2019 at N.E.

SCRIMMAGE YARDS

Most, Career

- 644 Chuck Muncie, 1980-84
- 540 Antonio Gates, 2003-18
- 539 Charlie Joiner, 1976-86

Most, Game

- 329 Keith Lincoln, AFL Championship, Jan. 5, 1964 vs. Boston
- 187 LaDainian Tomlinson, AFC Divisional, Jan. 14, 2007 vs. New England
- 170 Paul Lowe, AFL Championship, Jan. 1, 1961 at Houston Oilers

INTERCEPTIONS

Most Interceptions, Career

- 3 Drayton Florence, 2003-07
- Glen Edwards, 1978-81
- 2 (5x) Last: Quentin Jammer, 2002-09
- 1 (20x) Last: Adrian Phillips, 2014-19

Most Interceptions, Game

- 2 (4x) Last: Glen Edwards, AFC Divisional, Jan. 3, 1981 vs. Buffalo
- 1 (28x) Last: Adrian Phillips, AFC Wild Card, Jan. 6, 2019 at Baltimore

Most Interception Return Yards, Career

- 62 Glen Edwards, 1978-81
- 45 Bud Whitehead, 1961-68
- 40 Darren Carrington, 1991-94

Most Interception Return Yards, Game

- 45 Bud Whitehead, AFL Championship Dec. 24, 1961 vs. Houston Oilers
- 40 Darren Carrington, AFC Wild Card, Jan. 12, 1993 vs. Kansas City
- 35 Bruce Laird, AFC First Round, Jan. 9, 1983 at Pittsburgh
- Glen Edwards, AFC Divisional, Jan. 2, 1982 at Miami (OT)

Longest Interception Return

- 40 Darren Carrington, AFC Wild Card, Jan. 12, 1993 vs. Kansas City
- 30 Shareece Wright, AFC Wild Card, Jan. 5, 2014 at Cincinnati
- Antonio Cromartie, AFC Divisional, Jan. 13, 2008 at Indianapolis
- 24 Quentin Jammer, AFC Divisional, Jan. 17, 2010 vs. New York Jets

SACKS

Most, Career (since 1982)

- 3.0 Shawn Lee, 1992-95
- 2.5 Leslie O'Neal, 1992-95
- 2.0 Melvin Ingram, 2012-20
- Eric Weddle, 2007-15
- Luis Castillo, 2005-11
- Shawne Merriman, 2005-10
- Raylee Johnson, 1993-2003
- Burt Grossman, 1989-93

Most, Game (since 1982)

- 2.5 Leslie O'Neal, AFC Wild Card, Jan. 2, 1993 vs. Kansas City
- 2.0 (6x) Last: Melvin Ingram, AFC Wild Card, Jan. 6, 2019 at Baltimore
- 1.5 Steve Foley, AFC Wild Card, Jan. 8, 2005 vs. New York Jets

PUNTING

Most Punts, Career

- 52 Mike Scifres, 2003-13
- 13 John Kidd, 1990-94
- 11 Bryan Wagner, 1994

Most Punts, Game

- 7 Mike Scifres, AFC Divisional, Jan. 14, 2007 vs. New England
- John Kidd, AFC Divisional, Jan. 10, 1993 at Miami
- 6 (7x) Last: Donnie Jones, AFC Divisional, Jan. 13, 2019 at New England
- 5 (5x) Last: Donnie Jones, AFC Wild Card, Jan. 6, 2019 at Baltimore

Most Yards, Career

- 2,330 Mike Scifres, 2003-13
- 589 John Kidd, 1990-94
- 474 Bryan Wagner, 1994

Most Yards, Game

- 324 John Kidd, AFC Divisional, Jan. 10, 1993 at Miami
- 316 Mike Scifres, AFC Wild Card, Jan. 3, 2009 vs. Indianapolis (OT)
- 297 Mike Scifres, AFC Wild Card, Jan. 17, 2010 vs. New York Jets

Longest Punt

- 67 Mike Scifres, AFC Wild Card, Jan. 3, 2009 vs. Indianapolis (OT)
- 66 Mike Scifres, AFC Divisional, Jan. 13, 2008 at Indianapolis
- 65 Darren Bennett, AFC Wild Card, Dec. 31, 1995 vs. Indianapolis

Highest, Career (minimum 4 punts)

- 45.3 John Kidd, 1990-94
- 44.8 Mike Scifres, 2003-13
- 43.9 John Hadl, 1962-72

Highest, Game (minimum 2 punts)

- 59.0 Mike Scifres, AFC Divisional, Jan. 13, 2008 at Indianapolis
- 54.5 Darren Bennett, AFC Wild Card, Dec. 31, 1995 vs. Indianapolis
- 52.7 Mike Scifres, AFC Wild Card, Jan. 3, 2009 vs. Indianapolis (OT)

PUNT RETURNS

Most Returns, Career

- 12 Darren Sproles, 2005-09
- 8 Mike Fuller, 1975-80
- 7 Eric Parker, 2002-06

Most Returns, Game

- 5 Eric Parker, AFC Divisional, Jan. 14, 2007 vs. New England
- 4 (2x) Last: Desmond King, AFC Wild Card, Jan. 6, 2019 at Baltimore
- 3 (6x) Last: Darren Sproles, AFC Wild Card, Jan. 3, 2009 vs. Indianapolis (OT)

Most Yards, Career

- 107 Darren Sproles, 2005-09
- 99 Mike Fuller, 1975-80
- 63 Wes Chandler, 1981-87

Most Yards, Game

- 72 Darren Sproles, AFC Wild Card, Jan. 3, 2009 vs. Indianapolis (OT)
- 56 Wes Chandler, AFC Divisional, Jan. 2, 1982 at Miami (OT)
- 46 Desmond King, AFC Wild Card, Jan. 6, 2019 at Baltimore

Longest Return

- 56t Wes Chandler, AFC Divisional, Jan. 2, 1982 at Miami (OT)
- 33 Desmond King, AFC Wild Card, Jan. 6, 2019 at Baltimore

Most Touchdowns, Career

- 1 Wes Chandler, 1981-87

KICKOFF RETURNS

Most Returns, Career

- 21 Darren Sproles, 2005-09
- Andre Coleman, 1994-96
- 17 James Brooks, 1981-83
- 8 Hank Bauer, 1977-82

Most Returns, Game

- 8 Andre Coleman, Super Bowl XXIX, Jan. 29, 1995 vs. San Francisco
- 6 Andre Coleman, AFC Wild Card, Dec. 31, 1995 vs. Indianapolis
- 5 (4x) Last: Desmond King, AFC Divisional, Jan. 13, 2019 at New England

Most Yards, Career

- 537 Darren Sproles, 2005-09
- 483 Andre Coleman, 1994-96
- 276 James Brooks, 1981-83

Most Yards, Game

- 242 Andre Coleman, Super Bowl XXIX, Jan. 29, 1995 vs. San Francisco
- 164 Darren Sproles, AFC Divisional, Jan. 11, 2009 at Pittsburgh
- 147 Leslie "Speedy" Duncan, AFL Championship, Dec. 26, 1964 at Buffalo

Longest Return

- 98t Andre Coleman, Super Bowl XXIX, Jan. 29, 1995 vs. San Francisco
- 72 Desmond King, AFC Wild Card, Jan. 6, 2019 at Baltimore
- 63 Darren Sproles, AFC Divisional, Jan. 11, 2009 at Pittsburgh

Most Touchdowns, Career

- 1 Andre Coleman, 1994-96

SERVICE

Most Games

- 12 Antonio Gates, 2003-18
- David Binn, 1994-2010
- 11 Philip Rivers, 2004-19
- 10 Nick Hardwick, 2004-13
- Mike Scifres, 2004-13

TEAM POSTSEASON RECORDS

*NFL Record

POINTS

Most, Quarter

- 24 AFC Divisional, Jan. 2, 1982 at Miami (1st Q)
- 21 AFL Championship, Jan. 5, 1964 vs. Boston (1st Q)
- 17 AFC Divisional, Jan. 12, 2014 at Den. (4th Q)

Most, Quarter, Opponent

- 21 AFC Divisional, Jan. 13, 2019 at New England (2nd Q)
- AFC Divisional, Jan. 10, 1993 at Mia. (2nd Q)
- AFC Championship, Jan. 11, 1981 vs. Oakland (1st Q)
- 20 AFC Second Round, Jan. 16, 1983 at Miami (2nd Q)

Most Quarter, Both Teams

- 33 AFC Second Round, Jan. 16, 1983 at Miami (2nd Q)
- 28 (4x) Last: AFC Divisional, Jan. 11, 2009 at Pittsburgh (4th Q)
- 25 AFC Wild Card, Jan. 6, 2019 at Bal. (4th Q)

Most, Game

- 51 AFL Championship, Jan. 5, 1964 vs. Boston
- 41 AFC Divisional, Jan. 2, 1982 at Miami (OT)
- 31 AFC First Round, Jan. 9, 1983 at Pittsburgh

Most, Game, Opponent

- 49 Super Bowl XXIX, Jan. 29, 1995 vs. S.F.
- 41 AFC Divisional, Jan. 13, 2019 at New England
- 38 AFC Divisional, Jan. 2, 1982 at Miami (OT)

Most, Game, Both Teams

- 79 AFC Divisional, Jan. 2, 1982 at Miami (OT)
- 75 Super Bowl XXIX, Jan. 29, 1995 vs. S.F.
- 69 AFC Divisional, Jan. 13, 2019 at New England

Fewest, Game

- 0 AFC Divisional, Jan. 10, 1993 at Miami
- AFL Championship, Dec. 26, 1965 vs. Buffalo
- 3 AFL Championship, Dec. 24, 1961 vs. Houston Oilers
- 7 (2x) Last: AFC Championship, Jan. 10, 1982 at Cincinnati

Fewest, Game, Opponent

- 0 AFC Wild Card, Jan. 2, 1993 vs. Kansas City
- 6 AFC Wild Card, Jan. 6, 2008 vs. Tennessee
- 10 (3x) Last: AFC Wild Card, Jan. 5, 2014 at Cincinnati

Fewest, Game, Both Teams

- 13 AFL Championship, Dec. 24, 1961 vs. Houston Oilers
- 17 AFC Wild Card, Jan. 2, 1993 vs. Kansas City
- 23 (2x) Last: AFC Wild Card, Jan. 6, 2008 vs. Tennessee

TOUCHDOWNS

Most, Game

- 7 AFL Championship, Jan. 5, 1964 vs. Boston
- 5 AFC Divisional, Jan. 2, 1982 at Miami (OT)
- 4 (3x) Last: AFC Divisional, Jan. 13, 2019 at New England

Most, Game, Opponent

- 7 Super Bowl XXIX, Jan. 29, 1995 vs. S.F.
- 5 (4x) Last: AFC Divisional, Jan. 13, 2019 at New England
- 4 (4x) Last: AFC Divisional, Jan. 10, 1993 at Miami

Most, Game, Both Teams

- 10 Super Bowl XXIX, Jan. 29, 1995 vs. S.F.
- AFC Divisional, Jan. 2, 1982 at Miami (OT)
- 9 AFC Divisional, Jan. 13, 2019 at New England
- 8 (3x) Last: AFC Divisional, Jan. 11, 2009 at Pittsburgh

POINTS AFTER TOUCHDOWN

Most, Game

- 6 AFL Championship, Jan. 5, 1964 vs. Boston
- 5 AFC Divisional, Jan. 2, 1982 at Miami (OT)
- 4 (2x) Last: AFC Divisional, Jan. 13, 2008 at Indianapolis

Most, Game, Opponent

- 7 Super Bowl XXIX, Jan. 29, 1995 vs. S.F.
- 5 (4x) Last: AFC Divisional, Jan. 13, 2019 at New England
- 4 (4x) Last: AFC Divisional, Jan. 10, 1993 at Miami

Most, Game, Both Teams

- 10 Super Bowl XXIX, Jan. 29, 1995 vs. S.F.
- AFC Divisional, Jan. 2, 1982 at Miami (OT)
- 8 (2x) Last: AFC Divisional, Jan. 11, 2009 at Pittsburgh
- 7 (5x) Last: AFC Divisional, Jan. 13, 2019 at New England

Most Two-Point Conversions, Game

- 2 Super Bowl XXIX, Jan. 29, 1995 vs. S.F.

Most Two-Point Conversions, Game, Opponent

- 1 AFC Divisional, Jan. 14, 2007 vs. N.E.

FIELD GOALS

Most, Game

- 5 AFC Wild Card, Jan. 6, 2019 at Baltimore
- 3 AFL Championship, Jan. 1, 1961 at Houston Oilers
- 2 (6x) Last: AFC Wild Card, Jan. 5, 2014 at Cincinnati

Most, Game, Opponent

- 4 AFC Championship, Jan. 20, 2008 at N.E.
- 3 (2x) Last: AFC Divisional, Jan. 14, 2007 at New England
- 2 (7x) Last: AFC Divisional, Jan. 13, 2019 at New England

Most, Game, Both Teams

- 6 AFC Wild Card, Jan. 6, 2019 at Baltimore
- 4 (3x) Last: AFC Championship, Jan. 20, 2008 at New England
- 3 (7x) Last: AFC Wild Card, Jan. 5, 2014 at Cincinnati

FIRST DOWNS

Most, Game

- 33 AFC Divisional, Jan. 2, 1982 at Miami (OT)
- 29 AFC First Round, Jan. 9, 1983 at Pittsburgh
- 28 AFC Divisional, Jan. 8, 1995 vs. Miami

Most, Game, Opponent

- 30 AFC Divisional, Jan. 13, 2019 at New England
- 29 AFC Second Round, Jan. 16, 1983 at Miami
- 28 Super Bowl XXIX, Jan. 29, 1995 vs. S.F.

Most, Game, Both Teams

- 58 AFC Divisional, Jan. 2, 1982 at Miami (OT)
- 55 AFC First Round, Jan. 9, 1983 at Pittsburgh
- 52 AFC Divisional, Jan. 13, 2019 at New England

Fewest, Game

- 10 AFC Divisional, Jan. 10, 1993 at Miami
- 12 AFL Championship, Dec. 26, 1965 vs. Buffalo
- 13 (2x) Last: AFC Divisional, Jan. 12, 2014 at Denver

Fewest, Game, Opponent

- 11 AFC Wild Card, Jan. 6, 2019 at Baltimore
- 14 (3x) Last: AFC Divisional, Jan. 17, 2010 vs. New York Jets
- 15 (2x) Last: AFC Wild Card, Jan. 6, 2008 vs. Tennessee

Fewest, Game, Both Teams

- 25 AFC Wild Card, Jan. 6, 2019 at Baltimore
- 26 AFL Championship, Dec. 26, 1965 vs. Buffalo
- 28 AFC Divisional, Jan. 10, 1993 at Miami

FIRST DOWNS RUSHING

Most, Game

- 12 AFC Divisional, Jan. 14, 2007 at N.E.
- AFC Divisional, Jan. 8, 1995 vs. Miami
- 11 (5x) Last: AFC Wild Card, Jan. 3, 2009 vs. Indianapolis (OT)
- 10 AFC Divisional, Jan. 2, 1982 at Miami (OT)

Most, Game, Opponent

- 15 AFC Second Round, Jan. 16, 1983 at Miami
- 13 (2x) Last: AFC Divisional, Jan. 12, 2014 at Denver
- 12 (2x) Last: AFC Divisional, Jan. 11, 2009 at Pittsburgh

Most, Game, Both Teams

- 20 AFC Second Round, Jan. 16, 1983 at Miami
- 19 (2x) Last: AFC Wild Card, Jan. 5, 2014 at Cincinnati
- 17 (3x) Last: AFC Championship, Jan. 20, 2008 at New England

Fewest, Game

- 1 (2x) Last: AFC Divisional, Jan. 12, 2014 at Denver
- 2 (2x) Last: AFC Divisional, Jan. 13, 2019 at New England
- 3 (2x) Last: AFC Wild Card, Jan. 6, 2019 at Baltimore

Fewest, Game, Opponent

- 2 AFC Divisional, Jan. 8, 1995 vs. Miami
- 3 (3x) Last: AFC Divisional, Jan. 14, 2007 at New England
- 4 (5x) Last: AFC Wild Card, Jan. 6, 2019 at Baltimore

Fewest, Game, Both Teams

- 7 AFC Wild Card, Jan. 6, 2019 at Baltimore
- 8 (3x) Last: AFC Divisional, Jan. 17, 2010 vs. New York Jets
- 9 AFL Championship, Dec. 26, 1965 vs. Buffalo

FIRST DOWNS PASSING

Most, Game

- 21 AFC Divisional, Jan. 2, 1982 at Miami (OT)
- 20 AFC Wild Card, Dec. 31, 1995 vs. Indianapolis
- 19 AFC First Round, Jan. 9, 1983 at Pittsburgh

Most, Game, Opponent

- 21 AFC Divisional, Jan. 13, 2008 at Indianapolis
- AFC Divisional, Jan. 2, 1982 at Miami (OT)
- 20 AFC Wild Card, Jan. 5, 2014 at Cincinnati
- 19 AFC First Round, Jan. 9, 1983 at Pittsburgh

Most, Game, Both Teams

- 42 AFC Divisional, Jan. 2, 1982 at Miami (OT)
- 38 AFC First Round, Jan. 9, 1983 at Pittsburgh
- 35 AFC Divisional, Jan. 13, 2008 at Indianapolis

Fewest, Game

- 7 (5x) Last: AFC Divisional, Jan. 10, 1993 at Miami
- 8 (3x) Last: AFC Wild Card, Jan. 6, 2019 at Baltimore
- 9 (4x) Last: AFC Wild Card, Jan. 5, 2014 at Cincinnati

Fewest, Game, Opponent

- 5 AFC Divisional, Dec. 29, 1979 vs. Houston Oilers
- 6 AFC Divisional, Jan. 17, 2010 vs. N.Y. Jets
- 7 AFC Wild Card, Jan. 6, 2019 at Baltimore

Fewest, Game, Both Teams

- 15 (2x) Last: AFC Wild Card, Jan. 6, 2019 at Baltimore
- 16 (3x) Last: AFC Divisional, Jan. 10, 1993 at Miami
- 17 (2x) Last: AFC Wild Card, Jan. 2, 1993 vs. K.C.

TOTAL NET YARDS GAINED

Most, Game

- 601 AFL Championship, Jan. 5, 1964 vs. Boston
- 564 AFC Divisional, Jan. 2, 1982 at Miami (OT)
- 479 AFC First Round, Jan. 9, 1983 at Pittsburgh

Most, Game, Opponent

- 498 AFC Divisional, Jan. 13, 2019 at New England
- 466 AFC Divisional, Jan. 2, 1982 at Miami (OT)
- 449 Super Bowl XXIX, Jan. 29, 1995 vs. S.F.

Most, Game, Both Teams

- 1,030 AFC Divisional, Jan. 2, 1982 at Miami (OT)
- 901 AFC First Round, Jan. 9, 1983 at Pittsburgh
- 862 AFL Championship, Jan. 5, 1964 vs. Boston

NET YARDS GAINED RUSHING

Most, Game

- 309 AFL Championship, Jan. 5, 1964 vs. Boston
- 202 AFC Wild Card, Jan. 8, 1995 vs. Miami
- 196 AFC Wild Card, Jan. 5, 2014 at Cincinnati

Most, Game, Opponent

- 219 AFL Championship, Dec. 26, 1964 vs. Buffalo
- 214 AFC Second Round, Jan. 16, 1983 at Miami
- 178 AFC Wild Card, Dec. 31, 1995 vs. Indianapolis

Most, Game, Both Teams

- 384 AFL Championship, Jan. 5, 1964 vs. Boston
- 343 AFL Championship, Dec. 26, 1964 vs. Buffalo
- 323 AFC Wild Card, Dec. 31, 1995 vs. Indianapolis

NET YARDS GAINED PASSING

Most, Game

- 415 AFC Divisional, Jan. 2, 1982 at Miami (OT)
- 351 AFC Championship, Jan. 11, 1981 vs. Oakland
- 333 AFC First Round, Jan. 9, 1983 at Pittsburgh

Most, Game, Opponent

- 402 AFC Divisional, Jan. 13, 2008 at Indianapolis
- 388 AFC Divisional, Jan. 2, 1982 at Miami (OT)
- 349 AFC Championship, Jan. 15, 1995 at Pit.

Most, Game, Both Teams

- 803 AFC Divisional, Jan. 2, 1982 at Miami (OT)
- 714 AFC Divisional, Jan. 13, 2008 at Indianapolis
- 659 AFC Divisional, Jan. 13, 2019 at New England



LEAGUE STATS

WEEK 18 / THROUGH SUNDAY, JANUARY 9, 2022

TEAM RANKINGS

American Football Conference

	Offense			Defense		
	Total	Rush	Pass	Total	Rush	Pass
Balt.	4	2	6	13	*1	16
Buff.	3	5	5	*1	6	*1
Cin.	6	11	4	9	3	13
Cleve.	10	3	15	3	5	3
Denver	11	7	10	4	8	4
Hou.	16	16	16	15	15	11
Ind.	8	1	14	8	4	10
Jax	15	10	12	10	12	9
K.C.	1	8	2	14	10	14
L.V.	5	13	3	6	9	7
L.A.-C	2	9	1	11	14	6
Miami	13	15	9	7	7	8
N.E.	7	6	7	2	11	2
Jets	14	12	11	16	13	15
Pitt.	12	14	8	12	16	5
Tenn.	9	4	13	5	2	12

National Football Conference

	Offense			Defense		
	Total	Rush	Pass	Total	Rush	Pass
Ariz.	4	4	5	7	11	4
Atl.	14	16	8	13	15	9
Car.	15	12	13	1	10	2
Chi.	12	7	14	3	12	1
Dallas	*1	3	2	10	8	10
Det.	11	11	9	15	16	13
G.B.	6	10	4	5	7	5
Rams	5	14	3	9	3	12
Minn.	7	9	6	16	14	14
N.O.	13	8	16	4	2	7
Giants	16	13	15	11	13	8
Phil.	8	*1	12	6	6	6
S.F.	3	2	7	2	4	3
Sea.	9	5	11	14	9	16
T.B.	2	15	*1	8	1	11
Wash.	10	6	10	12	5	15

National Football League

	Offense			Defense		
	Total	Rush	Pass	Total	Rush	Pass
Ariz.	8	10	10	11	20	7
Atl.	29	31	16	26	27	18
Balt.	6	3	13	25	*1	32
Buff.	5	6	9	*1	13	*1
Car.	30	20	29	2	18	4
Chi.	24	14	30	6	23T	3
Cin.	13	23	7	18	5	26
Cleve.	18	4	27	5	12	5
Dallas	*1	9	2T	19	16	20
Denver	19	13	19	8	15	8
Det.	22	19	18	29	28	24
G.B.	10	18	8	9	11	10
Hou.	32	32	28	31	31	23
Ind.	16	2	26	16	10	19
Jax	27	22	22	20	23T	17
K.C.	3	16	4	27	21	27
L.V.	11	28	6	14	19	13
L.A.-C	4	21	2T	23	30	12
Rams	9	25	5	17	6	22
Miami	25	30	17	15	14	16
Minn.	12	17	11	30	26	28
N.E.	15	8	14	4	22	2
N.O.	28	15	32	7	4	14
Giants	31	24	31	21	25	15
Jets	26	27	20	32	29	30
Phil.	14	*1	25	10	9	11
Pitt.	23	29	15	24	32	9
S.F.	7	7	12	3	7	6
Sea.	20	11	23	28	17	31
T.B.	2	26	*1	13	3	21
Tenn.	17	5	24	12	2	25
Wash.	21	12	21	22	8	29

T = Tied for position

* = League Leader

WEEK 18 / THROUGH SUNDAY, JANUARY 9, 2022

OFFENSE	Balt.	Buff.	Cin.	Clev.	Denv.	Hou.	Ind.	Jax
GAMES (Won-Lost)	8-9	11-6	10-7	8-9	7-10	4-13	9-8	3-14
FIRST DOWNS	394	398	337	342	331	266	354	304
Rushing	159	134	96	138	124	77	154	92
Passing	209	236	208	177	179	162	167	178
Penalty	26	28	33	27	28	27	33	34
YDS GAINED (tot)	6440	6493	6145	5791	5618	4727	5901	5191
Avg per Game	378.8	381.9	361.5	340.6	330.5	278.1	347.1	305.4
RUSHING (net)	2479	2209	1742	2471	2025	1422	2540	1755
Avg per Game	145.8	129.9	102.5	145.4	119.1	83.6	149.4	103.2
Rushes	517	461	436	485	455	420	499	392
Yards per Rush	4.8	4.8	4.0	5.1	4.5	3.4	5.1	4.5
PASSING (net)	3961	4284	4403	3320	3593	3305	3361	3436
Avg per Game	233.0	252.0	259.0	195.3	211.4	194.4	197.7	202.1
Passes Att.	611	655	555	520	541	546	521	604
Completed	396	415	384	320	354	354	324	361
Pct Completed	64.8	63.4	69.2	61.5	65.4	64.8	62.2	59.8
Yards Gained	4267	4450	4806	3619	3856	3630	3588	3674
Sacked	57	27	55	49	40	44	32	32
Yards Lost	306	166	403	299	263	325	227	238
Had intercepted	18	16	14	14	9	15	8	17
Yards Opp Ret	157	151	257	175	134	116	49	165
Opp TDs on Int	1	0	2	0	1	0	1	1
PUNTS	71	53	66	67	67	88	59	72
Avg Yards	44.4	42.1	46.4	43.0	46.0	46.7	44.5	46.3
PUNT RETURNS	26	37	36	47	28	26	23	19
Avg Return	13.8	8.5	7.3	7.2	8.2	7.2	7.4	8.4
Returned for TD	0	0	0	0	0	0	0	0
KICKOFF RETURNS	32	34	33	40	18	43	33	36
Avg Return	23.0	23.2	20.1	20.7	16.2	23.4	24.5	22.2
Returned for TD	0	0	0	0	0	1	0	1
PENALTIES	102	113	72	112	83	114	76	104
Yards Penalized	852	980	620	1035	711	978	688	856
FUMBLES BY	21	24	18	20	12	18	21	21
Fumbles Lost	8	6	7	8	9	7	11	12
Opp Fumbles	13	23	21	24	12	25	26	12
Opp Fum Lost	6	11	8	6	6	8	14	2
POSS. TIME (avg)	32:22	31:34	30:39	30:48	30:48	28:14	31:44	27:22
TOUCHDOWNS	41	57	54	43	37	31	52	28
Rushing	18	20	16	20	16	8	22	13
Passing	21	36	36	21	20	21	27	12
Returns	2	1	2	2	1	2	3	3
EXTRA-PT KICKS	32/32	51/51	47/49	37/39	33/34	25/29	46/47	18/22
2-PT CONVERSIONS	2/8	3/6	1/5	3/4	1/3	2/2	2/5	2/6
FIELD GOALS/FGA	35/37	28/32	29/34	16/22	26/31	21/27	29/35	21/27
POINTS SCORED	387	483	460	349	335	280	451	253
DEFENSE	Balt.	Buff.	Cin.	Clev.	Denv.	Hou.	Ind.	Jax
POINTS ALLOWED	392	289	376	371	322	452	365	457
OPP FIRST DOWNS	340	285	339	327	312	382	334	351
Rushing	81	108	107	108	99	135	101	124
Passing	232	138	213	184	192	218	213	198
Penalty	27	39	19	35	21	29	20	29
OPP YARDS GAINED	6178	4637	5964	5296	5544	6535	5834	6002
Avg per Game	363.4	272.8	350.8	311.5	326.1	384.4	343.2	353.1
OPP RUSHING (net)	1436	1866	1742	1857	1892	2418	1854	2127
Avg per Game	84.5	109.8	102.5	109.2	111.3	142.2	109.1	125.1
Rushes	378	442	407	437	441	523	420	493
Yards per Rush	3.8	4.2	4.3	4.2	4.3	4.6	4.4	4.3
OPP PASSING (net)	4742	2771	4222	3439	3652	4117	3980	3875
Avg per Game	278.9	163.0	248.4	202.3	214.8	242.2	234.1	227.9
Passes Att.	621	530	626	576	562	546	597	543
Completed	397	297	420	367	341	363	390	377
Pct Completed	63.9	56.0	67.1	63.7	60.7	66.5	65.3	69.4
Sacked	34	42	42	43	36	32	33	32
Yards Lost	244	276	276	273	249	225	223	236
INTERCEPTED BY	9	19	13	13	13	17	19	7
Yards Returned	38	238	266	148	221	295	175	57
Returned for TD	1	1	1	1	1	1	0	0
OPP PUNT RETURNS	31	17	28	30	24	45	28	22
Avg return	7.4	5.6	8.4	8.6	6.4	7.9	9.5	8.2
OPP KICKOFF RET	39	41	37	39	14	32	46	38
Avg return	18.6	18.0	21.7	20.3	39.4	20.4	21.5	29.3
OPP TOUCHDOWNS	48	32	44	43	36	53	43	52
Rushing	13	19	15	13	9	25	10	22
Passing	31	12	26	29	22	27	32	24
Returns	4	1	3	1	5	1	1	6

WEEK 18 / THROUGH SUNDAY, JANUARY 9, 2022

OFFENSE	K.C.	L.V.	LA-C	Miami	N.E.	NY-J	Pitt.	Tenn.
GAMES (Won-Lost)	12-5	10-7	9-8	9-8	10-7	4-13	9-7-1	12-5
FIRST DOWNS	419	349	401	325	362	310	323	362
Rushing	119	95	112	87	139	87	85	134
Passing	267	217	256	206	187	195	204	194
Penalty	33	37	33	32	36	28	34	34
YDS GAINED (tot)	6746	6184	6634	5219	6008	5208	5361	5822
Avg per Game	396.8	363.8	390.2	307.0	353.4	306.4	315.4	342.5
RUSHING (net)	1955	1617	1834	1568	2151	1667	1583	2404
Avg per Game	115.0	95.1	107.9	92.2	126.5	98.1	93.1	141.4
Rushes	431	414	423	442	489	380	411	551
Yards per Rush	4.5	3.9	4.3	3.5	4.4	4.4	3.9	4.4
PASSING (net)	4791	4567	4800	3651	3857	3541	3778	3418
Avg per Game	281.8	268.6	282.4	214.8	226.9	208.3	222.2	201.1
Passes Att.	675	628	674	615	535	603	664	535
Completed	448	429	443	404	364	357	425	359
Pct Completed	66.4	68.3	65.7	65.7	68.0	59.2	64.0	67.1
Yards Gained	4937	4808	5014	3936	4098	3959	4017	3745
Sacked	28	40	31	40	28	53	38	47
Yards Lost	146	241	214	285	241	418	239	327
Had intercepted	13	14	15	14	13	20	11	14
Yards Opp Ret	77	193	167	151	262	264	133	252
Opp TDs on Int	1	2	3	1	3	0	1	0
PUNTS	40	64	48	78	52	71	77	58
Avg Yards	46.7	50.0	44.2	44.7	44.5	46.1	43.5	44.3
PUNT RETURNS	19	32	18	29	28	17	40	30
Avg Return	12.0	9.7	5.9	6.6	11.3	12.1	9.3	9.8
Returned for TD	0	0	0	0	0	0	0	0
KICKOFF RETURNS	30	35	39	19	25	50	38	40
Avg Return	23.4	19.8	25.0	17.4	21.8	27.4	22.3	19.5
Returned for TD	0	0	1	0	0	1	0	0
PENALTIES	111	124	116	105	95	103	106	103
Yards Penalized	925	1104	1033	825	854	860	831	973
FUMBLES BY	23	29	10	29	20	14	19	25
Fumbles Lost	12	10	7	12	10	7	9	11
Opp Fumbles	25	21	23	20	14	26	23	21
Opp Fum Lost	14	9	10	12	7	7	9	6
POSS. TIME (avg)	30:56	30:04	29:11	30:13	30:28	27:35	29:17	32:40
TOUCHDOWNS	57	37	58	39	51	36	34	49
Rushing	16	14	18	12	24	14	10	23
Passing	37	23	38	21	24	20	23	22
Returns	4	0	2	6	3	2	1	4
EXTRA-PT KICKS	50/53	30/33	40/47	34/35	42/47	23/27	27/29	43/47
2-PT CONVERSIONS	2/3	0/3	7/11	2/3	3/4	4/9	2/5	2/2
FIELD GOALS/FGA	28/32	40/43	24/27	23/31	36/39	21/27	36/40	26/32
POINTS SCORED	480	374	474	341	462	310	343	419

DEFENSE	K.C.	L.V.	LA-C	Miami	N.E.	NY-J	Pitt.	Tenn.
POINTS ALLOWED	364	439	459	373	303	504	398	354
OPP FIRST DOWNS	363	349	383	337	308	401	354	331
Rushing	121	109	144	106	111	129	144	90
Passing	209	202	199	199	176	234	186	204
Penalty	33	38	40	32	21	38	24	37
OPP YARDS GAINED	6272	5732	6122	5738	5284	6760	6139	5607
Avg per Game	368.9	337.2	360.1	337.5	310.8	397.6	361.1	329.8
OPP RUSHING(net)	1999	1943	2361	1867	2103	2351	2483	1438
Avg per Game	117.6	114.3	138.9	109.8	123.7	138.3	146.1	84.6
Rushes	419	462	509	425	464	525	498	368
Yards per Rush	4.8	4.2	4.6	4.4	4.5	4.5	5.0	3.9
OPP PASSING(net)	4273	3789	3761	3871	3181	4409	3656	4169
Avg per Game	251.4	222.9	221.2	227.7	187.1	259.4	215.1	245.2
Passes Att.	610	606	559	608	538	587	563	628
Completed	401	400	357	373	319	401	355	395
Pct Completed	65.7	66.0	63.9	61.3	59.3	68.3	63.1	62.9
Sacked	31	35	35	48	36	33	55	43
Yards Lost	209	207	231	380	256	273	321	316
INTERCEPTED BY	15	6	11	14	23	7	13	16
Yards Returned	160	68	70	175	322	114	105	128
Returned for TD	2	0	0	3	3	1	0	2
OPP PUNT RETURNS	17	28	30	30	16	29	32	22
Avg return	4.9	12.2	11.0	8.7	8.6	10.6	9.6	10.1
OPP KICKOFF RET	35	33	36	21	55	22	46	40
Avg return	18.8	22.5	20.8	20.7	21.2	17.8	23.9	20.4
OPP TOUCHDOWNS	44	51	52	40	35	57	43	38
Rushing	15	18	22	16	9	28	17	14
Passing	27	29	27	23	21	28	24	24
Returns	2	4	3	1	5	1	2	0

WEEK 18 / THROUGH SUNDAY, JANUARY 9, 2022

OFFENSE	Ariz.	Atl.	Car.	Chi.	Dal.	Det.	G.B.	LA-R
GAMES (Won-Lost)	11-6	7-10	5-12	6-11	12-5	3-13-1	13-4	12-5
FIRST DOWNS	367	306	322	333	390	329	375	355
Rushing	127	75	118	119	111	104	109	99
Passing	214	196	174	180	248	193	235	233
Penalty	26	35	30	34	31	32	31	23
YDS GAINED (tot)	6352	5164	5081	5225	6919	5484	6215	6325
Avg per Game	373.6	303.8	298.9	307.4	407.0	322.6	365.6	372.1
RUSHING (net)	2076	1451	1842	2018	2119	1886	1900	1683
Avg per Game	122.1	85.4	108.4	118.7	124.6	110.9	111.8	99.0
Rushes	496	393	455	475	473	427	446	420
Yards per Rush	4.2	3.7	4.0	4.2	4.5	4.4	4.3	4.0
PASSING (net)	4276	3713	3239	3207	4800	3598	4315	4642
Avg per Game	251.5	218.4	190.5	188.6	282.4	211.6	253.8	273.1
Passes Att.	591	573	599	542	647	593	593	607
Completed	415	377	348	332	444	396	402	406
Pct Completed	70.2	65.8	58.1	61.3	68.6	66.8	67.8	66.9
Yards Gained	4619	3987	3573	3635	4963	3884	4526	4893
Sacked	39	40	52	58	33	36	33	31
Yards Lost	343	274	334	428	163	286	211	251
Had intercepted	11	15	21	20	11	14	7	18
Yards Opp Ret	228	118	310	363	145	116	154	181
Opp TDs on Int	1	3	2	2	1	1	0	4
PUNTS	52	66	75	62	65	65	53	51
Avg Yards	48.8	45.4	42.5	46.2	48.4	49.2	46.5	44.2
PUNT RETURNS	26	23	24	29	28	22	25	19
Avg Return	9.2	8.2	8.9	11.7	6.6	10.7	8.0	11.3
Returned for TD	0	0	0	1	0	0	0	1
KICKOFF RETURNS	29	46	28	51	29	36	30	34
Avg Return	21.1	21.7	22.1	23.1	24.8	24.4	17.7	20.2
Returned for TD	0	0	0	0	1	0	0	0
PENALTIES	114	92	107	106	127	105	69	76
Yards Penalized	990	753	864	914	1103	824	678	637
FUMBLES BY	30	24	20	25	26	17	18	12
Fumbles Lost	4	11	8	9	9	9	6	5
Opp Fumbles	28	22	26	20	14	17	19	20
Opp Fum Lost	14	8	7	8	8	8	8	6
POSS. TIME (avg)	31:15	28:10	30:36	30:20	30:20	28:55	32:43	28:49
TOUCHDOWNS	52	33	32	33	64	35	54	52
Rushing	23	11	17	14	15	12	13	10
Passing	27	20	14	16	40	23	39	41
Returns	2	2	1	3	9	0	2	1
EXTRA-PT KICKS	47/49	30/30	26/28	27/28	47/53	27/28	49/51	48/49
2-PT CONVERSIONS	0/3	1/3	3/4	3/4	6/10	5/6	1/3	2/3
FIELD GOALS/FGA	30/37	27/29	26/29	26/30	29/35	26/30	25/34	32/34
POINTS SCORED	449	313	304	311	530	325	450	460

DEFENSE	Ariz.	Atl.	Car.	Chi.	Dal.	Det.	G.B.	LA-R
POINTS ALLOWED	366	459	404	407	358	467	371	372
OPP FIRST DOWNS	336	383	311	321	327	372	337	347
Rushing	109	143	112	116	99	135	120	111
Passing	192	214	170	170	191	211	194	214
Penalty	35	26	29	35	37	26	23	22
OPP YARDS GAINED	5597	6194	5201	5384	5967	6456	5579	5863
Avg per Game	329.2	364.4	305.9	316.7	351.0	379.8	328.2	344.9
OPP RUSHING(net)	1952	2242	1935	2127	1918	2296	1855	1754
Avg per Game	114.8	131.9	113.8	125.1	112.8	135.1	109.1	103.2
Rushes	426	519	474	483	429	518	395	443
Yards per Rush	4.6	4.3	4.1	4.4	4.5	4.4	4.7	4.0
OPP PASSING(net)	3645	3952	3266	3257	4049	4160	3724	4109
Avg per Game	214.4	232.5	192.1	191.6	238.2	244.7	219.1	241.7
Passes Att.	561	577	515	477	612	544	603	625
Completed	367	391	337	314	364	359	379	416
Pct Completed	65.4	67.8	65.4	65.8	59.5	66.0	62.9	66.6
Sacked	41	18	39	49	41	30	39	50
Yards Lost	227	152	293	366	297	201	297	367
INTERCEPTED BY	13	12	9	8	26	11	18	19
Yards Returned	247	202	103	135	405	108	164	192
Returned for TD	1	2	0	1	5	0	2	0
OPP PUNT RETURNS	30	26	34	34	25	35	21	9
Avg return	8.8	9.0	7.4	11.0	6.5	8.8	12.8	6.7
OPP KICKOFF RET	20	34	29	35	18	35	50	30
Avg return	21.1	23.8	26.5	21.4	26.0	21.8	25.7	21.5
OPP TOUCHDOWNS	42	55	45	47	39	52	45	40
Rushing	10	19	16	14	13	19	13	18
Passing	30	31	26	31	24	31	31	17
Returns	2	5	3	2	2	2	1	5

WEEK 18 / THROUGH SUNDAY, JANUARY 9, 2022

OFFENSE	Minn.	N.O.	NY-G	Phil.	S.F.	Sea.	T.B.	Wash.
GAMES (Won-Lost)	8-9	9-8	4-13	9-8	10-7	7-10	13-4	7-10
FIRST DOWNS	332	307	299	352	361	302	404	345
Rushing	103	113	90	163	130	106	106	129
Passing	202	165	171	167	200	166	273	181
Penalty	27	29	38	22	31	30	25	35
YDS GAINED (tot)	6168	5177	4884	6119	6387	5506	6901	5502
Avg per Game	362.8	304.5	287.3	359.9	375.7	323.9	405.9	323.6
RUSHING (net)	1930	1991	1688	2715	2166	2074	1672	2061
Avg per Game	113.5	117.1	99.3	159.7	127.4	122.0	98.4	121.2
Rushes	449	510	419	550	499	413	385	477
Yards per Rush	4.3	3.9	4.0	4.9	4.3	5.0	4.3	4.3
PASSING (net)	4238	3186	3196	3404	4221	3432	5229	3441
Avg per Game	249.3	187.4	188.0	200.2	248.3	201.9	307.6	202.4
Passes Att.	604	504	593	494	514	495	731	550
Completed	398	293	351	307	343	324	492	356
Pct Completed	65.9	58.1	59.2	62.1	66.7	65.5	67.3	64.7
Yards Gained	4450	3437	3463	3585	4437	3815	5383	3746
Sacked	30	37	38	31	33	46	23	43
Yards Lost	212	251	267	181	216	383	154	305
Had intercepted	7	13	20	10	14	7	12	15
Yards Opp Ret	115	196	267	107	136	40	201	127
Opp TDs on Int	0	3	3	1	0	0	2	1
PUNTS	79	83	74	55	59	83	62	63
Avg Yards	45.9	47.7	44.4	43.9	45.0	46.9	42.0	47.4
PUNT RETURNS	26	35	26	33	34	23	35	16
Avg Return	7.9	10.0	7.6	7.2	8.2	8.3	7.1	8.4
Returned for TD	0	0	0	0	0	0	0	0
KICKOFF RETURNS	32	37	33	34	34	38	30	36
Avg Return	26.5	22.6	20.7	18.5	18.9	23.5	19.7	25.1
Returned for TD	2	0	0	0	0	1	0	1
PENALTIES	111	98	88	107	102	97	97	82
Yards Penalized	1043	811	674	842	1066	803	874	743
FUMBLES BY	21	14	23	22	23	17	12	25
Fumbles Lost	6	5	10	6	10	6	7	9
Opp Fumbles	15	16	17	17	32	19	24	18
Opp Fum Lost	8	7	7	4	11	7	12	8
POSS. TIME (avg)	28:57	30:28	28:34	29:55	30:40	25:15	30:21	30:44
TOUCHDOWNS	48	43	24	50	50	49	63	37
Rushing	10	12	8	25	22	18	18	13
Passing	34	29	15	20	26	30	43	21
Returns	4	2	1	5	2	1	2	3
EXTRA-PT KICKS	36/40	31/38	17/17	44/44	42/46	44/47	56/59	25/29
2-PT CONVERSIONS	1/7	0/5	4/5	5/6	2/3	1/2	1/3	2/8
FIELD GOALS/FGA	33/38	25/30	29/33	30/33	27/32	17/23	25/31	28/33
POINTS SCORED	425	364	258	444	427	395	511	335

DEFENSE	Minn.	N.O.	NY-G	Phil.	S.F.	Sea.	T.B.	Wash.
POINTS ALLOWED	426	335	416	385	365	366	353	434
OPP FIRST DOWNS	391	304	365	358	318	400	344	346
Rushing	131	84	126	115	97	124	94	101
Passing	224	185	216	208	180	240	214	220
Penalty	36	35	23	35	41	36	36	25
OPP YARDS GAINED	6522	5410	6032	5590	5270	6445	5635	6108
Avg per Game	383.6	318.2	354.8	328.8	310.0	379.1	331.5	359.3
OPP RUSHING(net)	2222	1589	2193	1834	1760	1932	1573	1775
Avg per Game	130.7	93.5	129.0	107.9	103.5	113.6	92.5	104.4
Rushes	475	426	492	458	439	509	366	430
Yards per Rush	4.7	3.7	4.5	4.0	4.0	3.8	4.3	4.1
OPP PASSING(net)	4300	3821	3839	3756	3510	4513	4062	4333
Avg per Game	252.9	224.8	225.8	220.9	206.5	265.5	238.9	254.9
Passes Att.	626	592	611	589	545	658	680	597
Completed	401	369	402	409	372	443	445	400
Pct Completed	64.1	62.3	65.8	69.4	68.3	67.3	65.4	67.0
Sacked	51	46	34	29	48	34	47	38
Yards Lost	378	310	205	220	364	253	285	187
INTERCEPTED BY	16	18	15	12	9	11	17	11
Yards Returned	256	313	135	142	136	92	177	120
Returned for TD	2	2	1	2	2	0	2	2
OPP PUNT RETURNS	39	43	28	24	20	32	23	27
Avg return	8.7	9.1	8.5	9.4	7.8	7.3	8.0	9.0
OPP KICKOFF RET	17	32	37	34	52	50	25	30
Avg return	22.5	20.6	17.8	26.1	23.1	19.7	26.8	21.4
OPP TOUCHDOWNS	46	35	45	47	43	41	39	51
Rushing	15	12	15	18	17	16	11	14
Passing	29	20	27	28	25	24	26	34
Returns	2	3	3	1	1	1	2	3

WEEK 18 / THROUGH SUNDAY, JANUARY 9, 2022

OFFENSE	NFL/Avg
GAMES (Won-Lost)	---
FIRST DOWNS	345.5
Rushing	113.6
Passing	201.3
Penalty	30.7
YDS GAINED (tot)	5840.5
Avg per Game	343.6
RUSHING (net)	1959.2
Avg per Game	115.2
Rushes	452.9
Yards per Rush	4.3
PASSING (net)	3881.3
Avg per Game	228.3
Passes Att.	584.8
Completed	378.8
Pct Completed	64.8
Yards Gained	4150.0
Sacked	38.9
Yards Lost	268.7
Had intercepted	13.8
Yards Opp Ret	172.1
Opp TDs on Int	1.3
PUNTS	64.9
Avg Yards	45.6
PUNT RETURNS	27.5
Avg Return	8.8
Returned for TD	0.1
KICKOFF RETURNS	34.4
Avg Return	22.2
Returned for TD	0.3
PENALTIES	100.5
Yards Penalized	867.0
FUMBLES BY	20.4
Fumbles Lost	8.3
Opp Fumbles	20.4
Opp Fum Lost	8.3
POSS. TIME (avg)	30:00
TOUCHDOWNS	44.5
Rushing	15.8
Passing	26.3
Returns	2.4
EXTRA POINTS(tot)	93%
Kicks Made/2Pt	49%
FIELD GOALS/FGA	27/32
POINTS SCORED	390.7

DEFENSE	NFL/Avg
POINTS ALLOWED	390.7
OPP FIRST DOWNS	345.5
Rushing	113.6
Passing	201.3
Penalty	30.7
OPP YARDS GAINED	5840.5
Avg per Game	343.6
OPP RUSHING(net)	1959.2
Avg per Game	115.2
Rushes	452.9
Yards per Rush	4.3
OPP PASSING(net)	3881.3
Avg per Game	228.3
Passes Att.	584.8
Completed	378.8
Pct Completed	64.8
Sacked	38.9
Yards Lost	268.7
INTERCEPTED BY	13.8
Yards Returned	172.1
Returned for TD	1.3
OPP PUNT RETURNS	27.5
Avg return	8.8
OPP KICKOFF RET	34.4
Avg return	22.2
OPP TOUCHDOWNS	44.5
Rushing	15.8
Passing	26.3
Returns	2.4

WEEK 18 / THROUGH SUNDAY, JANUARY 9, 2022

AFC / TEAM/OFFENSE RANK

Tm	(A)	(B)	(C)	(D)	(E)	(F)	(G)	(H)	(I)	(J)	(K)	(L)	(M)	(N)	(O)	(P)	(Q)
BAL	4	9	2	3	6	9	15	14	4	14	1t	1	7	11	9	8	1
BUF	3	6	5	4	5	6	9	1	3	2	12	8	6	16	15	1	6t
CIN	6	3	11	12	4	1	10	16	10	9	3	12	12	4	7	5	8
CLE	10	8	3	1	15	11	12	15	9	10	16	14	11	15	14	10	16
DEN	11	10	7	7	10	7	3	10	11	12	10	10	16	7	3	13	9
HOU	16	16	16	16	16	12	13	11	16	8	15	13	5	3	5	15	12t
IND	8	7	1	2	14	8	1	7	7	6	8	11	3	10	11	6	10
JAC	15	12	10	6	12	14	14	5	15	16	9	9	9	5	1	16	12t
KC	1	1	8	5	2	4	4	2	1	1	1t	3	4	2	2	2	6t
LV	5	4	13	13	3	3	6	8	8	13	6	6	13	1	4	9	2
LAC	2	2	9	11	1	5	5	3	2	3	4t	16	2	13	16	3	5
MIA	13	15	15	15	9	13	7	9	12	7	11	15	15	8	8	12	15
NE	7	5	6	8	7	2	8	4	5t	5	4t	4	10	9	12	4	3
NYJ	14	13	12	9	11	15	16	13	14	15	13	2	1	6	6	14	12t
PIT	12	14	14	14	8	16	2	6	13	11	14	7	8	14	13	11	4
TEN	9	11	4	10	13	10	11	12	5t	4	7	5	14	12	10	7	11

AFC / OPPONENT/DEFENSE RANK

Tm	(A)	(B)	(C)	(D)	(E)	(F)	(G)	(H)	(I)	(J)	(K)	(L)	(M)	(N)	(O)	(P)	(Q)	(R)	(S)
BAL	13	16	1	1	16	16	13	15	9	2	10t	4	3	10	6	10	3	9	7
BUF	1	1	6	4	1	1	2	2	1	1	4	2	2	9	7	1	13	1	1
CIN	9	9	3	6	13	10	11	6	8	11	2	7	12	4	4	9	2	5	9
CLE	3	2	5	5	3	3	10	4	4	6	14	8	5	15	14	7	16	10	4
DEN	4	6	8	7	4	7	7	8	3	15	3	3	16	16	16	3	4	8	10
HOU	15	15	15	13	11	15	4	11	14	13	8	5	7	2	9	13	10	14	16
IND	8	11	4	10	10	9	3	14	6	9	7	11	11	5	10	6	5	4	11
JAC	10	12	12	8	9	13	14	10	11	12	15	6	15	8	11	14	11	16	14
KC	14	14	10	15	14	12	6	16	13	8	12	1	4	14	12	5	8	3	5
LV	6	4	9	3	7	5	16	12	10	7	16	16	13	12	13	12	7	13	6
LAC	11	10	14	14	6	11	12	9	15	16	1	15	9	11	15	15	14	7	3
MIA	7	5	7	9	8	4	9	3	7	10	10t	10	8	3	8	8	9	11	12
NE	2	3	11	12	2	2	1	7	2	3	5	9	10	13	5	2	1	2	2
NYJ	16	13	13	11	15	14	15	13	16	14	13	14	1	1	2	16	15	15	15
PIT	12	8	16	16	5	6	8	1	12	5	6	12	14	6	1	11	12	12	13
TEN	5	7	2	2	12	8	5	5	5	4	9	13	6	7	3	4	6	6	8

- (A) Total Yards per Game
- (B) Yards per Play
- (C) Rushing Yards per Game
- (D) Rushing Yards per Attempt
- (E) Passing Net Yards per Game
- (F) Passing Net Yards per Play
- (G) Passing, Percent Had Intercepted
- (H) Sacks per Pass Play
- (I) First Downs per Game
- (J) Third Down Efficiency
- (K) Fourth Down Efficiency
- (L) Punt Return Average
- (M) Kickoff Return Average
- (N) Gross Punting Average
- (O) Net Punting Average
- (P) Points per Game
- (Q) Field Goal Percentage
- Combined Offense/Defense Rank
- (R) Points per Game Differential
- (S) Net Yards per Game Differential

WEEK 18 / THROUGH SUNDAY, JANUARY 9, 2022

NFC / TEAM/OFFENSE RANK

Tm	(A)	(B)	(C)	(D)	(E)	(F)	(G)	(H)	(I)	(J)	(K)	(L)	(M)	(N)	(O)	(P)	(Q)
ARI	4	9	4	11	5	6	6	10	4	3	2	5	10	2	5	5	13
ATL	14	12	16	16	8	10	10	11	14	8	13t	9	9	10	10	13	2
CAR	15	16	12	12	13	16	15	14	12	13	15	6	8	15	16	15	4
CHI	12	14	7	10	14	14	16	16	9	16	13t	1	6	8	14	14	7t
DAL	1	3	3	3	2	3	5	3	2	6	3	16	3	3	1	1	12
DET	11	10	11	4	9	13	8	6	11	15	8	3	4	1	3	12	7t
GB	6	5	10	9	4	5	2	5	3	5	1	11	16	7	11	4	16
LAR	5	4	14	14	3	2	13	4	6	4	6	2	12	13	2	3	1
MIN	7	7	9	8	6	7	1	2	10	12	5	12	1	9	8	8	6
NO	13	13	8	15	16	11	9	12	13	14	7	4	7	4	4	10	11
NYG	16	15	13	13	15	15	14	8	16	11	12	13	11	12	12	16	5
PHI	8	8	1	2	12	8	7	7	7	2	11	14	15	14	13	6	3
SF	3	1	2	6	7	1	11	9	5	7	9t	10	14	11	9	7	10
SEA	9	6	5	1	11	9	3	15	15	10	16	8	5	6	6	9	15
TB	2	2	15	5	1	4	4	1	1	1	4	15	13	16	15	2	14
WAS	10	11	6	7	10	12	12	13	8	9	9t	7	2	5	7	11	9

NFC / OPPONENT/DEFENSE RANK

Tm	(A)	(B)	(C)	(D)	(E)	(F)	(G)	(H)	(I)	(J)	(K)	(L)	(M)	(N)	(O)	(P)	(Q)	(R)	(S)
ARI	7	11	11	14	4	7	8	7	6	5	6	10	4	13	12	5t	4	4	4
ATL	13	13	15	9	9	14	9	16	14	15	8t	12	11	15	14	15	15	15	15
CAR	1	1	10	6	2	3	13	6	2	4	12	4	15	7	9	10	8	13	8
CHI	3	8	12	10	1	10	14	1	4	6	8t	15	5	5	1	11	14	11	9
DAL	10	12	8	13	10	11	1	9	5	1	14	1	13	3	6	3	5	1	3
DET	15	16	16	11	13	16	11	13	13	14	15	9	8	8	5	16	11	14	14
GB	5	10	7	16	5	2	4	10	7	12t	4	16	12	12	11	7	7	5	5
LAR	9	6	3	3	12	9	3	4	10	11	11	2	7	10	15	8	12	3	7
MIN	16	14	14	15	14	12	5	3	15	2	8t	8	9	14	13	13	6	10	11
NO	4	2	2	1	7	6	2	5	1	3	2	13	3	6	4	1	2	8t	10
NYG	11	7	13	12	8	5	7	12	12	9	16	7	1	1	2	12	13	16	16
PHI	6	5	6	4	6	8	10	15	11	12t	7	14	14	2	3	9	10	7	6
SF	2	3	4	5	3	4	16	2	3	10	3	5	10	16	10	4	1	6	2
SEA	14	9	9	2	16	13	15	14	16	8	1	3	2	9	8	5t	3	8t	13
TB	8	4	1	8	11	1	6	8	8	7	5	6	16	4	7	2	9	2	1
WAS	12	15	5	7	15	15	12	11	9	16	13	11	6	11	16	14	16	12	12

- (A) Total Yards per Game
- (B) Yards per Play
- (C) Rushing Yards per Game
- (D) Rushing Yards per Attempt
- (E) Passing Net Yards per Game
- (F) Passing Net Yards per Play
- (G) Passing, Percent Had Intercepted
- (H) Sacks per Pass Play
- (I) First Downs per Game
- (J) Third Down Efficiency
- (K) Fourth Down Efficiency
- (L) Punt Return Average
- (M) Kickoff Return Average
- (N) Gross Punting Average
- (O) Net Punting Average
- (P) Points per Game
- (Q) Field Goal Percentage
- Combined Offense/Defense Rank
- (R) Points per Game Differential
- (S) Net Yards per Game Differential

WEEK 18 / THROUGH SUNDAY, JANUARY 9, 2022

NFL / TEAM/OFFENSE RANK

Tm	(A)	(B)	(C)	(D)	(E)	(F)	(G)	(H)	(I)	(J)	(K)	(L)	(M)	(N)	(O)	(P)	(Q)
BAL	6	18	3	5	13	19	27	29	5	25	1t	1	13	23	19	17	1
BUF	5	14	6	6	9	15	17	2	4	3	20t	14	11	31	31	3	11t
CIN	13	7	23	26	7	3	18	31	18	16	3	25	24	11	14	7t	16
CLE	18	17	4	1	27	22	22	30	17	17	30	28	21	29	30	20	32
DEN	19	19	13	10	19	16	7	22	21	21	13	19	32	15	4	23t	19
HOU	32	30	32	32	28	25	25	24	32	15	27	27	10	9	10	30	26t
IND	16	16	2	2	26	17	4	13	13	12	8	24	6	21	22	9	21t
JAC	27	24	22	9	22	27	26	9	29	28	12	16	16	12	2	32	26t
KC	3	5	16	7	4	9	10	3	1	1	1t	3	9	8	3	4	11t
LV	11	10	28	27	6	8	13	15	15	22	6	10	25	1	6	18	4
LAC	4	6	21	17	2t	10	12	4	3	5t	4t	32	4	25	32	5	9
MIA	25	29	30	31	17	26	14	18	23	13	15t	31	31	19	18	22	29
NE	15	11	8	12	14	7	16	8	9t	10	4t	6	18	20	23	6	5
NYJ	26	25	27	13	20	28	29	27	26	27	23	2	1	14	12	28	26t
PIT	23	28	29	29	15	29	6	11	24	18	24	11	15	28	27	21	7
TEN	17	22	5	14	24	21	20	26	9t	8	7	9	27	24	21	15	23
ARI	8	15	10	22	10	11	9	19	8	5t	10	12	20	3	9	11	24
ATL	29	23	31	30	16	18	21	20	28	19	28t	18	19	17	17	26	3
CAR	30	32	20	23	29	32	31	25	25	29	31	13	17	30	29	29	8
CHI	24	27	14	21	30	30	32	32	19	32	28t	4	12	13	26	27	14t
DAL	1	3	9	8	2t	4	8	6	6	11	11	30	5	4	1	1	21t
DET	22	20	19	11	18	24	15	12	22	31	19	7	7	2	7	25	14t
GB	10	8	18	20	8	6	2	10	7	9	9	21	30	10	20	10	31
LAR	9	4	25	25	5	2	28	7	12	7	17	5	23	26	5	7t	2
MIN	12	12	17	19	11	12	1	5	20	26	15t	22	2	16	15	14	13
NO	28	26	15	28	32	20	19	21	27	30	18	8	14	5	8	19	20
NYG	31	31	24	24	31	31	30	16	31	24	26	23	22	22	24	31	10
PHI	14	13	1	4	25	13	11	14	14	4	25	26	29	27	25	12	6
SF	7	1	7	16	12	1	23	17	11	14	20t	20	28	18	16	13	18
SEA	20	9	11	3	23	14	3	28	30	23	32	17	8	7	11	16	30
TB	2	2	26	15	1	5	5	1	2	2	14	29	26	32	28	2	25
WAS	21	21	12	18	21	23	24	23	16	20	20t	15	3	6	13	23t	17

Team/Offense Rank

- (A) Total Yards per Game
- (B) Yards per Play
- (C) Rushing Yards per Game
- (D) Rushing Yards per Attempt
- (E) Passing Net Yards per Game
- (F) Passing Net Yards per Play
- (G) Passing, Percent Had Intercepted
- (H) Sacks per Pass Play
- (I) First Downs per Game
- (J) Third Down Efficiency
- (K) Fourth Down Efficiency
- (L) Punt Return Average
- (M) Kickoff Return Average
- (N) Gross Punting Average
- (O) Net Punting Average
- (P) Points per Game
- (Q) Field Goal Percentage

WEEK 18 / THROUGH SUNDAY, JANUARY 9, 2022

NFL / OPPONENT/DEFENSE RANK

Tm	(A)	(B)	(C)	(D)	(E)	(F)	(G)	(H)	(I)	(J)	(K)	(L)	(M)	(N)	(O)	(P)	(Q)	(R)	(S)
BAL	25	32	1	3	32	31	29	28	16	3	23t	7	4	17	9	19	3	19	14
BUF	1	1	13	11	1	1	3	6	1	1	8	2	3	15	10	1	27	1	1
CIN	18	21	5	13	26	21	20	14	15	22	2	13	19	7	7	17	2	8	16
CLE	5	2	12	12	5	3	18	10	8t	13	28	15	7	30	26	13t	32	20	10
DEN	8	13	15	14	8	16	15	18	5	28	4	3	32	32	32	3	4	17	17
HOU	31	31	31	27	23	30	5	22	27	26	20	10	9	5	15	27	19t	30	32
IND	16	23	10	20	19	20	4	26	11	19	18t	25	17	8	17	9t	6	7	18
JAC	20	25	23t	16	17	27	30	21	21	25	31	12	31	14	18	28	23	32	26
KC	27	30	21	31	27	26	12	30	24	18	25	1	5	29	22	8	13	5	11
LV	14	9	19	10	13	8	32	23	20	15	32	31	21	24	23	26	9t	23	13
LAC	23	22	30	28	12	22	23	20	28t	32	1	29	12	18	30	29t	28	16	9
MIA	15	12	14	18	16	7	17	7	13t	20	23t	18	11	6	13	16	14	21	23
NE	4	5	22	25	2	2	1	16	3	5	15t	16	14	28	8	2	1	3	6
NYJ	32	28	29	24	30	29	31	24	32	27	27	28	2	1	3	32	29	31	31
PIT	24	19	32	32	9	9	16	2	22	7	17	26	25	9	2	20	24t	22	25
TEN	12	17	2	4	25	19	10	13	10	6	21	27	8	10	4	6	7t	11	15
ARI	11	18	20	26	7	13	14	11	12	10	10	20	13	25	25	11t	11	9	5
ATL	26	24	27	17	18	25	19	32	28t	30	12t	22	24	27	28	29t	30	28	29
CAR	2	3	18	8	4	6	25	9	4	9	18t	8	29	16	20	21	17	26	19
CHI	6	14	23t	19	3	17	26	1	7	11	12t	30	15	12	1	22	26	24	20
DAL	19	20	16	23	20	18	2	15	8t	2	26	4	27	4	14	7	12	2	4
DET	29	29	28	21	24	32	22	27	26	29	29	19	20	19	12	31	21	27	28
GB	9	16	11	30	10	5	8	17	13t	23t	7	32	26	23	24	13t	16	10	7
LAR	17	10	6	5	22	15	7	5	19	21	15t	5	18	21	29	15	22	6	12
MIN	30	26	26	29	28	23	9	4	30	4	12t	17	22	26	27	24	15	18	22
NO	7	4	4	1	14	12	6	8	2	8	5	23	10	13	11	4	7t	14t	21
NYG	21	11	25	22	15	11	13	25	25	16	30	14	1	2	5	23	24t	29	30
PHI	10	8	9	6	11	14	21	31	23	23t	11	24	28	3	6	18	19t	13	8
SF	3	6	7	7	6	10	28	3	6	17	6	9	23	31	21	9t	5	12	3
SEA	28	15	17	2	31	24	27	29	31	14	3	6	6	20	19	11t	9t	14t	27
TB	13	7	3	15	21	4	11	12	17	12	9	11	30	11	16	5	18	4	2
WAS	22	27	8	9	29	28	24	19	18	31	22	21	16	22	31	25	31	25	24

Opponent/Defense Rank

- (A) Total Yards per Game
- (B) Yards per Play
- (C) Rushing Yards per Game
- (D) Rushing Yards per Attempt
- (E) Passing Net Yards per Game
- (F) Passing Net Yards per Play
- (G) Passing, Percent Had Intercepted
- (H) Sacks per Pass Play
- (I) First Downs per Game
- (J) Third Down Efficiency
- (K) Fourth Down Efficiency
- (L) Punt Return Average
- (M) Kickoff Return Average
- (N) Gross Punting Average
- (O) Net Punting Average
- (P) Points per Game
- (Q) Field Goal Percentage
- Combined Offense/Defense Rank**
- (R) Points per Game Differential
- (S) Net Yards per Game Differential

WEEK 18 / THROUGH SUNDAY, JANUARY 9, 2022**AFC / TOTAL OFFENSE**

Rank	Team	Total	Rushing	Passing	Total	Rushing	Passing
1)	Kansas City	6746	1955	4791	396.8	115.0	281.8
2)	L.A. Chargers	6634	1834	4800	390.2	107.9	282.4
3)	Buffalo	6493	2209	4284	381.9	129.9	252.0
4)	Baltimore	6440	2479	3961	378.8	145.8	233.0
5)	Las Vegas	6184	1617	4567	363.8	95.1	268.6
6)	Cincinnati	6145	1742	4403	361.5	102.5	259.0
7)	New England	6008	2151	3857	353.4	126.5	226.9
8)	Indianapolis	5901	2540	3361	347.1	149.4	197.7
9)	Tennessee	5822	2404	3418	342.5	141.4	201.1
10)	Cleveland	5791	2471	3320	340.6	145.4	195.3
11)	Denver	5618	2025	3593	330.5	119.1	211.4
12)	Pittsburgh	5361	1583	3778	315.4	93.1	222.2
13)	Miami	5219	1568	3651	307.0	92.2	214.8
14)	N.Y. Jets	5208	1667	3541	306.4	98.1	208.3
15)	Jacksonville	5191	1755	3436	305.4	103.2	202.1
16)	Houston	4727	1422	3305	278.1	83.6	194.4

AFC / TOTAL DEFENSE

Rank	Team	Total	Rushing	Passing	Total	Rushing	Passing
1)	Buffalo	4637	1866	2771	272.8	109.8	163.0
2)	New England	5284	2103	3181	310.8	123.7	187.1
3)	Cleveland	5296	1857	3439	311.5	109.2	202.3
4)	Denver	5544	1892	3652	326.1	111.3	214.8
5)	Tennessee	5607	1438	4169	329.8	84.6	245.2
6)	Las Vegas	5732	1943	3789	337.2	114.3	222.9
7)	Miami	5738	1867	3871	337.5	109.8	227.7
8)	Indianapolis	5834	1854	3980	343.2	109.1	234.1
9)	Cincinnati	5964	1742	4222	350.8	102.5	248.4
10)	Jacksonville	6002	2127	3875	353.1	125.1	227.9
11)	L.A. Chargers	6122	2361	3761	360.1	138.9	221.2
12)	Pittsburgh	6139	2483	3656	361.1	146.1	215.1
13)	Baltimore	6178	1436	4742	363.4	84.5	278.9
14)	Kansas City	6272	1999	4273	368.9	117.6	251.4
15)	Houston	6535	2418	4117	384.4	142.2	242.2
16)	N.Y. Jets	6760	2351	4409	397.6	138.3	259.4

WEEK 18 / THROUGH SUNDAY, JANUARY 9, 2022**NFC / TOTAL OFFENSE**

Rank	Team	Total	Rushing	Passing	Total	Rushing	Passing
1)	Dallas	6919	2119	4800	407.0	124.6	282.4
2)	Tampa Bay	6901	1672	5229	405.9	98.4	307.6
3)	San Francisco	6387	2166	4221	375.7	127.4	248.3
4)	Arizona	6352	2076	4276	373.6	122.1	251.5
5)	L.A. Rams	6325	1683	4642	372.1	99.0	273.1
6)	Green Bay	6215	1900	4315	365.6	111.8	253.8
7)	Minnesota	6168	1930	4238	362.8	113.5	249.3
8)	Philadelphia	6119	2715	3404	359.9	159.7	200.2
9)	Seattle	5506	2074	3432	323.9	122.0	201.9
10)	Washington	5502	2061	3441	323.6	121.2	202.4
11)	Detroit	5484	1886	3598	322.6	110.9	211.6
12)	Chicago	5225	2018	3207	307.4	118.7	188.6
13)	New Orleans	5177	1991	3186	304.5	117.1	187.4
14)	Atlanta	5164	1451	3713	303.8	85.4	218.4
15)	Carolina	5081	1842	3239	298.9	108.4	190.5
16)	N.Y. Giants	4884	1688	3196	287.3	99.3	188.0

NFC / TOTAL DEFENSE

Rank	Team	Total	Rushing	Passing	Total	Rushing	Passing
1)	Carolina	5201	1935	3266	305.9	113.8	192.1
2)	San Francisco	5270	1760	3510	310.0	103.5	206.5
3)	Chicago	5384	2127	3257	316.7	125.1	191.6
4)	New Orleans	5410	1589	3821	318.2	93.5	224.8
5)	Green Bay	5579	1855	3724	328.2	109.1	219.1
6)	Philadelphia	5590	1834	3756	328.8	107.9	220.9
7)	Arizona	5597	1952	3645	329.2	114.8	214.4
8)	Tampa Bay	5635	1573	4062	331.5	92.5	238.9
9)	L.A. Rams	5863	1754	4109	344.9	103.2	241.7
10)	Dallas	5967	1918	4049	351.0	112.8	238.2
11)	N.Y. Giants	6032	2193	3839	354.8	129.0	225.8
12)	Washington	6108	1775	4333	359.3	104.4	254.9
13)	Atlanta	6194	2242	3952	364.4	131.9	232.5
14)	Seattle	6445	1932	4513	379.1	113.6	265.5
15)	Detroit	6456	2296	4160	379.8	135.1	244.7
16)	Minnesota	6522	2222	4300	383.6	130.7	252.9

WEEK 18 / THROUGH SUNDAY, JANUARY 9, 2022

NFL / TOTAL OFFENSE

Rank	Team	Total	Rushing	Passing	Total	Rushing	Passing
1)	Dallas	6919	2119	4800	407.0	124.6	282.4
2)	Tampa Bay	6901	1672	5229	405.9	98.4	307.6
3)	Kansas City	6746	1955	4791	396.8	115.0	281.8
4)	L.A. Chargers	6634	1834	4800	390.2	107.9	282.4
5)	Buffalo	6493	2209	4284	381.9	129.9	252.0
6)	Baltimore	6440	2479	3961	378.8	145.8	233.0
7)	San Francisco	6387	2166	4221	375.7	127.4	248.3
8)	Arizona	6352	2076	4276	373.6	122.1	251.5
9)	L.A. Rams	6325	1683	4642	372.1	99.0	273.1
10)	Green Bay	6215	1900	4315	365.6	111.8	253.8
11)	Las Vegas	6184	1617	4567	363.8	95.1	268.6
12)	Minnesota	6168	1930	4238	362.8	113.5	249.3
13)	Cincinnati	6145	1742	4403	361.5	102.5	259.0
14)	Philadelphia	6119	2715	3404	359.9	159.7	200.2
15)	New England	6008	2151	3857	353.4	126.5	226.9
16)	Indianapolis	5901	2540	3361	347.1	149.4	197.7
17)	Tennessee	5822	2404	3418	342.5	141.4	201.1
18)	Cleveland	5791	2471	3320	340.6	145.4	195.3
19)	Denver	5618	2025	3593	330.5	119.1	211.4
20)	Seattle	5506	2074	3432	323.9	122.0	201.9
21)	Washington	5502	2061	3441	323.6	121.2	202.4
22)	Detroit	5484	1886	3598	322.6	110.9	211.6
23)	Pittsburgh	5361	1583	3778	315.4	93.1	222.2
24)	Chicago	5225	2018	3207	307.4	118.7	188.6
25)	Miami	5219	1568	3651	307.0	92.2	214.8
26)	N.Y. Jets	5208	1667	3541	306.4	98.1	208.3
27)	Jacksonville	5191	1755	3436	305.4	103.2	202.1
28)	New Orleans	5177	1991	3186	304.5	117.1	187.4
29)	Atlanta	5164	1451	3713	303.8	85.4	218.4
30)	Carolina	5081	1842	3239	298.9	108.4	190.5
31)	N.Y. Giants	4884	1688	3196	287.3	99.3	188.0
32)	Houston	4727	1422	3305	278.1	83.6	194.4

NFL / TOTAL DEFENSE

Rank	Team	Total	Rushing	Passing	Total	Rushing	Passing
1)	Buffalo	4637	1866	2771	272.8	109.8	163.0
2)	Carolina	5201	1935	3266	305.9	113.8	192.1
3)	San Francisco	5270	1760	3510	310.0	103.5	206.5
4)	New England	5284	2103	3181	310.8	123.7	187.1
5)	Cleveland	5296	1857	3439	311.5	109.2	202.3
6)	Chicago	5384	2127	3257	316.7	125.1	191.6
7)	New Orleans	5410	1589	3821	318.2	93.5	224.8
8)	Denver	5544	1892	3652	326.1	111.3	214.8
9)	Green Bay	5579	1855	3724	328.2	109.1	219.1
10)	Philadelphia	5590	1834	3756	328.8	107.9	220.9
11)	Arizona	5597	1952	3645	329.2	114.8	214.4
12)	Tennessee	5607	1438	4169	329.8	84.6	245.2
13)	Tampa Bay	5635	1573	4062	331.5	92.5	238.9
14)	Las Vegas	5732	1943	3789	337.2	114.3	222.9
15)	Miami	5738	1867	3871	337.5	109.8	227.7
16)	Indianapolis	5834	1854	3980	343.2	109.1	234.1
17)	L.A. Rams	5863	1754	4109	344.9	103.2	241.7
18)	Cincinnati	5964	1742	4222	350.8	102.5	248.4
19)	Dallas	5967	1918	4049	351.0	112.8	238.2
20)	Jacksonville	6002	2127	3875	353.1	125.1	227.9
21)	N.Y. Giants	6032	2193	3839	354.8	129.0	225.8
22)	Washington	6108	1775	4333	359.3	104.4	254.9
23)	L.A. Chargers	6122	2361	3761	360.1	138.9	221.2
24)	Pittsburgh	6139	2483	3656	361.1	146.1	215.1
25)	Baltimore	6178	1436	4742	363.4	84.5	278.9
26)	Atlanta	6194	2242	3952	364.4	131.9	232.5
27)	Kansas City	6272	1999	4273	368.9	117.6	251.4
28)	Seattle	6445	1932	4513	379.1	113.6	265.5
29)	Detroit	6456	2296	4160	379.8	135.1	244.7
30)	Minnesota	6522	2222	4300	383.6	130.7	252.9
31)	Houston	6535	2418	4117	384.4	142.2	242.2
32)	N.Y. Jets	6760	2351	4409	397.6	138.3	259.4

WEEK 18 / THROUGH SUNDAY, JANUARY 9, 2022

AFC / TAKEAWAYS, GIVEAWAYS

Rank	Team	TAKEAWAYS			GIVEAWAYS			Net Diff
		Int	Fum	Total	Int	Fum	Total	
1)	Indianapolis	19	14	33	8	11	19	= +14
2)	Buffalo	19	11	30	16	6	22	= +8
3)	New England	23	7	30	13	10	23	= +7
4)	Kansas City	15	14	29	13	12	25	= +4
5)	Houston	17	8	25	15	7	22	= +3
6)	Pittsburgh	13	9	22	11	9	20	= +2
7)	Denver	13	6	19	9	9	18	= +1
8t)	Cincinnati	13	8	21	14	7	21	= 0
8t)	Miami	14	12	26	14	12	26	= 0
10)	L.A. Chargers	11	10	21	15	7	22	= -1
11t)	Cleveland	13	6	19	14	8	22	= -3
11t)	Tennessee	16	6	22	14	11	25	= -3
13)	Las Vegas	6	9	15	14	10	24	= -9
14)	Baltimore	9	6	15	18	8	26	= -11
15)	N.Y. Jets	7	7	14	20	7	27	= -13
16)	Jacksonville	7	2	9	17	12	29	= -20
	Totals	215	135	350	225	146	371	= -21

NFC / TAKEAWAYS, GIVEAWAYS

Rank	Team	TAKEAWAYS			GIVEAWAYS			Net Diff
		Int	Fum	Total	Int	Fum	Total	
1)	Dallas	26	8	34	11	9	20	= +14
2)	Green Bay	18	8	26	7	6	13	= +13
3)	Arizona	13	14	27	11	4	15	= +12
4)	Minnesota	16	8	24	7	6	13	= +11
5)	Tampa Bay	17	12	29	12	7	19	= +10
6)	New Orleans	18	7	25	13	5	18	= +7
7)	Seattle	11	7	18	7	6	13	= +5
8)	L.A. Rams	19	6	25	18	5	23	= +2
9)	Philadelphia	12	4	16	10	6	16	= 0
10t)	Detroit	11	8	19	14	9	23	= -4
10t)	San Francisco	9	11	20	14	10	24	= -4
12)	Washington	11	8	19	15	9	24	= -5
13)	Atlanta	12	8	20	15	11	26	= -6
14)	N.Y. Giants	15	7	22	20	10	30	= -8
15t)	Carolina	9	7	16	21	8	29	= -13
15t)	Chicago	8	8	16	20	9	29	= -13
	Totals	225	131	356	215	120	335	= +21

NFL / TAKEAWAYS, GIVEAWAYS

Rank	Team	TAKEAWAYS			GIVEAWAYS			Net Diff
		Int	Fum	Total	Int	Fum	Total	
1t)	Indianapolis	19	14	33	8	11	19	= +14
1t)	Dallas	26	8	34	11	9	20	= +14
3)	Green Bay	18	8	26	7	6	13	= +13
4)	Arizona	13	14	27	11	4	15	= +12
5)	Minnesota	16	8	24	7	6	13	= +11
6)	Tampa Bay	17	12	29	12	7	19	= +10
7)	Buffalo	19	11	30	16	6	22	= +8
8t)	New England	23	7	30	13	10	23	= +7
8t)	New Orleans	18	7	25	13	5	18	= +7
10)	Seattle	11	7	18	7	6	13	= +5
11)	Kansas City	15	14	29	13	12	25	= +4
12)	Houston	17	8	25	15	7	22	= +3
13t)	Pittsburgh	13	9	22	11	9	20	= +2
13t)	L.A. Rams	19	6	25	18	5	23	= +2
15)	Denver	13	6	19	9	9	18	= +1
16t)	Cincinnati	13	8	21	14	7	21	= 0
16t)	Miami	14	12	26	14	12	26	= 0
16t)	Philadelphia	12	4	16	10	6	16	= 0
19)	L.A. Chargers	11	10	21	15	7	22	= -1
20t)	Cleveland	13	6	19	14	8	22	= -3
20t)	Tennessee	16	6	22	14	11	25	= -3
22t)	Detroit	11	8	19	14	9	23	= -4
22t)	San Francisco	9	11	20	14	10	24	= -4
24)	Washington	11	8	19	15	9	24	= -5
25)	Atlanta	12	8	20	15	11	26	= -6
26)	N.Y. Giants	15	7	22	20	10	30	= -8
27)	Las Vegas	6	9	15	14	10	24	= -9
28)	Baltimore	9	6	15	18	8	26	= -11
29t)	N.Y. Jets	7	7	14	20	7	27	= -13
29t)	Carolina	9	7	16	21	8	29	= -13
29t)	Chicago	8	8	16	20	9	29	= -13
32)	Jacksonville	7	2	9	17	12	29	= -20
	Totals	440	266	706	440	266	706	= 0

WEEK 18 / THROUGH SUNDAY, JANUARY 9, 2022**AFC / TEAM/OFFENSE INSIDE THE 20**

Rank	Team	Poss	Pts	TD	TD%	FG	Score	Score%
1)	L.A. Chargers	75	380	48	64.0	16	64	85.3
2)	Tennessee	61	322	39	63.9	17	56	91.8
3)	Buffalo	77	405	48	62.3	23	71	92.2
4)	Cleveland	50	243	31	62.0	9	40	80.0
5)	New England	63	330	39	61.9	20	59	93.7
6)	Miami	49	247	30	61.2	12	42	85.7
7)	Baltimore	56	282	34	60.7	16	50	89.3
8)	Kansas City	68	339	41	60.3	18	59	86.8
9)	Cincinnati	52	256	31	59.6	14	45	86.5
10)	Indianapolis	64	305	36	56.3	18	54	84.4
11)	N.Y. Jets	51	239	28	54.9	16	44	86.3
12)	Denver	53	241	29	54.7	13	42	79.2
13)	Pittsburgh	50	239	27	54.0	17	44	88.0
14)	Las Vegas	60	277	31	51.7	22	53	88.3
15)	Houston	37	171	19	51.4	13	32	86.5
16)	Jacksonville	39	173	20	51.3	12	32	82.1

AFC / OPPONENTS/DEFENSE INSIDE THE 20

Rank	Team	Poss	Pts	TD	TD%	FG	Score	Score%
1)	New England	48	196	23	47.9	13	36	75.0
2)	Denver	42	183	21	50.0	12	33	78.6
3)	Pittsburgh	59	279	30	50.8	24	54	91.5
4)	Buffalo	45	198	23	51.1	12	35	77.8
5)	Tennessee	58	272	30	51.7	22	52	89.7
6)	Miami	57	262	30	52.6	18	48	84.2
7)	Baltimore	50	226	27	54.0	13	40	80.0
8)	Kansas City	56	262	32	57.1	14	46	82.1
9)	Cincinnati	53	261	32	60.4	13	45	84.9
10)	N.Y. Jets	74	379	45	60.8	22	67	90.5
11)	Houston	66	346	41	62.1	20	61	92.4
12)	Jacksonville	61	322	38	62.3	19	57	93.4
13)	Indianapolis	53	283	34	64.2	15	49	92.5
14)	L.A. Chargers	67	354	43	64.2	18	61	91.0
15)	Cleveland	52	273	34	65.4	14	48	92.3
16)	Las Vegas	43	264	35	81.4	6	41	95.3

WEEK 18 / THROUGH SUNDAY, JANUARY 9, 2022**NFC / TEAM/OFFENSE INSIDE THE 20**

Rank	Team	Poss	Pts	TD	TD%	FG	Score	Score%
1)	San Francisco	54	292	36	66.7	14	50	92.6
2)	Tampa Bay	68	364	45	66.2	17	62	91.2
3)	Seattle	48	251	31	64.6	11	42	87.5
4)	Philadelphia	60	322	38	63.3	17	55	91.7
5)	Dallas	65	334	41	63.1	17	58	89.2
6)	Minnesota	53	273	33	62.3	17	50	94.3
7t)	Arizona	65	326	39	60.0	19	58	89.2
7t)	L.A. Rams	70	356	42	60.0	21	63	90.0
9)	New Orleans	56	278	33	58.9	19	52	92.9
10)	Green Bay	70	336	41	58.6	17	58	82.9
11)	Atlanta	54	253	29	53.7	17	46	85.2
12)	Carolina	47	219	25	53.2	14	39	83.0
13)	Washington	50	225	26	52.0	16	42	84.0
14)	Chicago	48	207	23	47.9	15	38	79.2
15)	Detroit	45	198	21	46.7	16	37	82.2
16)	N.Y. Giants	38	161	17	44.7	14	31	81.6

NFC / OPPONENTS/DEFENSE INSIDE THE 20

Rank	Team	Poss	Pts	TD	TD%	FG	Score	Score%
1)	New Orleans	46	194	20	43.5	19	39	84.8
2)	Seattle	61	277	31	50.8	20	51	83.6
3)	L.A. Rams	56	257	29	51.8	17	46	82.1
4)	Tampa Bay	59	279	31	52.5	21	52	88.1
5)	N.Y. Giants	70	329	37	52.9	24	61	87.1
6)	Chicago	54	255	30	55.6	16	46	85.2
7)	Minnesota	59	281	33	55.9	16	49	83.1
8)	San Francisco	60	278	34	56.7	13	47	78.3
9)	Washington	59	293	35	59.3	17	52	88.1
10)	Arizona	51	253	31	60.8	12	43	84.3
11)	Dallas	46	236	28	60.9	14	42	91.3
12)	Atlanta	69	367	44	63.8	20	64	92.8
13)	Green Bay	50	258	33	66.0	10	43	86.0
14)	Philadelphia	60	314	40	66.7	14	54	90.0
15)	Carolina	52	278	35	67.3	14	49	94.2
16)	Detroit	60	335	42	70.0	15	57	95.0

WEEK 18 / THROUGH SUNDAY, JANUARY 9, 2022

NFL / TEAM/OFFENSE INSIDE THE 20

Rank	Team	Poss	Pts	TD	TD%	FG	Score	Score%
1)	San Francisco	54	292	36	66.7	14	50	92.6
2)	Tampa Bay	68	364	45	66.2	17	62	91.2
3)	Seattle	48	251	31	64.6	11	42	87.5
4)	L.A. Chargers	75	380	48	64.0	16	64	85.3
5)	Tennessee	61	322	39	63.9	17	56	91.8
6)	Philadelphia	60	322	38	63.3	17	55	91.7
7)	Dallas	65	334	41	63.1	17	58	89.2
8)	Buffalo	77	405	48	62.3	23	71	92.2
9)	Minnesota	53	273	33	62.3	17	50	94.3
10)	Cleveland	50	243	31	62.0	9	40	80.0
11)	New England	63	330	39	61.9	20	59	93.7
12)	Miami	49	247	30	61.2	12	42	85.7
13)	Baltimore	56	282	34	60.7	16	50	89.3
14)	Kansas City	68	339	41	60.3	18	59	86.8
15t)	Arizona	65	326	39	60.0	19	58	89.2
15t)	L.A. Rams	70	356	42	60.0	21	63	90.0
17)	Cincinnati	52	256	31	59.6	14	45	86.5
18)	New Orleans	56	278	33	58.9	19	52	92.9
19)	Green Bay	70	336	41	58.6	17	58	82.9
20)	Indianapolis	64	305	36	56.3	18	54	84.4
21)	N.Y. Jets	51	239	28	54.9	16	44	86.3
22)	Denver	53	241	29	54.7	13	42	79.2
23)	Pittsburgh	50	239	27	54.0	17	44	88.0
24)	Atlanta	54	253	29	53.7	17	46	85.2
25)	Carolina	47	219	25	53.2	14	39	83.0
26)	Washington	50	225	26	52.0	16	42	84.0
27)	Las Vegas	60	277	31	51.7	22	53	88.3
28)	Houston	37	171	19	51.4	13	32	86.5
29)	Jacksonville	39	173	20	51.3	12	32	82.1
30)	Chicago	48	207	23	47.9	15	38	79.2
31)	Detroit	45	198	21	46.7	16	37	82.2
32)	N.Y. Giants	38	161	17	44.7	14	31	81.6

NFL / OPPONENTS/DEFENSE INSIDE THE 20

Rank	Team	Poss	Pts	TD	TD%	FG	Score	Score%
1)	New Orleans	46	194	20	43.5	19	39	84.8
2)	New England	48	196	23	47.9	13	36	75.0
3)	Denver	42	183	21	50.0	12	33	78.6
4)	Pittsburgh	59	279	30	50.8	24	54	91.5
5)	Seattle	61	277	31	50.8	20	51	83.6
6)	Buffalo	45	198	23	51.1	12	35	77.8
7)	Tennessee	58	272	30	51.7	22	52	89.7
8)	L.A. Rams	56	257	29	51.8	17	46	82.1
9)	Tampa Bay	59	279	31	52.5	21	52	88.1
10)	Miami	57	262	30	52.6	18	48	84.2
11)	N.Y. Giants	70	329	37	52.9	24	61	87.1
12)	Baltimore	50	226	27	54.0	13	40	80.0
13)	Chicago	54	255	30	55.6	16	46	85.2
14)	Minnesota	59	281	33	55.9	16	49	83.1
15)	San Francisco	60	278	34	56.7	13	47	78.3
16)	Kansas City	56	262	32	57.1	14	46	82.1
17)	Washington	59	293	35	59.3	17	52	88.1
18)	Cincinnati	53	261	32	60.4	13	45	84.9
19)	Arizona	51	253	31	60.8	12	43	84.3
20)	N.Y. Jets	74	379	45	60.8	22	67	90.5
21)	Dallas	46	236	28	60.9	14	42	91.3
22)	Houston	66	346	41	62.1	20	61	92.4
23)	Jacksonville	61	322	38	62.3	19	57	93.4
24)	Atlanta	69	367	44	63.8	20	64	92.8
25)	Indianapolis	53	283	34	64.2	15	49	92.5
26)	L.A. Chargers	67	354	43	64.2	18	61	91.0
27)	Cleveland	52	273	34	65.4	14	48	92.3
28)	Green Bay	50	258	33	66.0	10	43	86.0
29)	Philadelphia	60	314	40	66.7	14	54	90.0
30)	Carolina	52	278	35	67.3	14	49	94.2
31)	Detroit	60	335	42	70.0	15	57	95.0
32)	Las Vegas	43	264	35	81.4	6	41	95.3

WEEK 18 / THROUGH SUNDAY, JANUARY 9, 2022

AFC / OFFENSE/TEAMS: FIRST DOWNS, THIRD DOWNS, FOURTH DOWNS

Rank	Team	FIRST DOWNS				THIRD DOWNS			FOURTH DOWNS		
		Total	Rush	Pass	Pen	Made	Att	Pct	Made	Att	Pct
1)	Kansas City	419	119	267	33	107	205	52.2	10	15	66.7
2)	L.A. Chargers	401	112	256	33	100	221	45.2	22	34	64.7
3)	Buffalo	398	134	236	28	103	222	46.4	11	22	50.0
4)	Baltimore	394	159	209	26	82	225	36.4	18	27	66.7
5t)	New England	362	139	187	36	91	209	43.5	11	17	64.7
5t)	Tennessee	362	134	194	34	103	236	43.6	15	24	62.5
7)	Indianapolis	354	154	167	33	86	210	41.0	18	29	62.1
8)	Las Vegas	349	95	217	37	77	206	37.4	12	19	63.2
9)	Cleveland	342	138	177	27	83	212	39.2	12	29	41.4
10)	Cincinnati	337	96	208	33	82	207	39.6	13	20	65.0
11)	Denver	331	124	179	28	82	213	38.5	16	28	57.1
12)	Miami	325	87	206	32	95	233	40.8	12	22	54.5
13)	Pittsburgh	323	85	204	34	93	239	38.9	10	21	47.6
14)	N.Y. Jets	310	87	195	28	77	212	36.3	14	29	48.3
15)	Jacksonville	304	92	178	34	76	212	35.8	18	31	58.1
16)	Houston	266	77	162	27	95	239	39.7	9	21	42.9
	Totals	5577	1832	3242	503	1432	3501	40.9	221	388	57.0

AFC / DEFENSE/OPPONENTS: FIRST DOWNS, THIRD DOWNS, FOURTH DOWNS

Rank	Team	FIRST DOWNS				THIRD DOWNS			FOURTH DOWNS		
		Total	Rush	Pass	Pen	Made	Att	Pct	Made	Att	Pct
1)	Buffalo	285	108	138	39	66	214	30.8	16	35	45.7
2)	New England	308	111	176	21	77	211	36.5	17	32	53.1
3)	Denver	312	99	192	21	101	225	44.9	11	26	42.3
4)	Cleveland	327	108	184	35	86	219	39.3	16	25	64.0
5)	Tennessee	331	90	204	37	77	210	36.7	14	24	58.3
6)	Indianapolis	334	101	213	20	85	210	40.5	12	21	57.1
7)	Miami	337	106	199	32	95	231	41.1	11	18	61.1
8)	Cincinnati	339	107	213	19	92	221	41.6	7	18	38.9
9)	Baltimore	340	81	232	27	70	201	34.8	11	18	61.1
10)	Las Vegas	349	109	202	38	91	230	39.6	21	29	72.4
11)	Jacksonville	351	124	198	29	95	221	43.0	14	21	66.7
12)	Pittsburgh	354	144	186	24	86	232	37.1	13	24	54.2
13)	Kansas City	363	121	209	33	80	199	40.2	19	31	61.3
14)	Houston	382	135	218	29	89	206	43.2	11	19	57.9
15)	L.A. Chargers	383	144	199	40	107	216	49.5	7	22	31.8
16)	N.Y. Jets	401	129	234	38	99	223	44.4	13	21	61.9
	Totals	5496	1817	3197	482	1396	3469	40.2	213	384	55.5

WEEK 18 / THROUGH SUNDAY, JANUARY 9, 2022

NFC / OFFENSE/TEAMS: FIRST DOWNS, THIRD DOWNS, FOURTH DOWNS

Rank	Team	FIRST DOWNS				THIRD DOWNS			FOURTH DOWNS		
		Total	Rush	Pass	Pen	Made	Att	Pct	Made	Att	Pct
1)	Tampa Bay	404	106	273	25	105	223	47.1	9	16	56.3
2)	Dallas	390	111	248	31	99	228	43.4	14	24	58.3
3)	Green Bay	375	109	235	31	88	202	43.6	13	22	59.1
4)	Arizona	367	127	214	26	100	221	45.2	17	29	58.6
5)	San Francisco	361	130	200	31	80	199	40.2	10	20	50.0
6)	L.A. Rams	355	99	233	23	90	205	43.9	10	19	52.6
7)	Philadelphia	352	163	167	22	101	221	45.7	11	24	45.8
8)	Washington	345	129	181	35	87	224	38.8	16	32	50.0
9)	Chicago	333	119	180	34	75	216	34.7	15	36	41.7
10)	Minnesota	332	103	202	27	83	228	36.4	12	22	54.5
11)	Detroit	329	104	193	32	74	213	34.7	21	41	51.2
12)	Carolina	322	118	174	30	84	235	35.7	14	34	41.2
13)	New Orleans	307	113	165	29	78	220	35.5	11	21	52.4
14)	Atlanta	306	75	196	35	82	211	38.9	10	24	41.7
15)	Seattle	302	106	166	30	72	193	37.3	4	11	36.4
16)	N.Y. Giants	299	90	171	38	84	230	36.5	13	30	43.3
	Totals	5479	1802	3198	479	1382	3469	39.8	200	405	49.4

NFC / DEFENSE/OPPONENTS: FIRST DOWNS, THIRD DOWNS, FOURTH DOWNS

Rank	Team	FIRST DOWNS				THIRD DOWNS			FOURTH DOWNS		
		Total	Rush	Pass	Pen	Made	Att	Pct	Made	Att	Pct
1)	New Orleans	304	84	185	35	89	240	37.1	9	21	42.9
2)	Carolina	311	112	170	29	82	217	37.8	12	21	57.1
3)	San Francisco	318	97	180	41	88	220	40.0	11	25	44.0
4)	Chicago	321	116	170	35	81	211	38.4	12	24	50.0
5)	Dallas	327	99	191	37	76	223	34.1	16	26	61.5
6)	Arizona	336	109	192	35	79	207	38.2	14	30	46.7
7)	Green Bay	337	120	194	23	87	203	42.9	15	33	45.5
8)	Tampa Bay	344	94	214	36	87	226	38.5	13	28	46.4
9)	Washington	346	101	220	25	111	229	48.5	12	20	60.0
10)	L.A. Rams	347	111	214	22	92	223	41.3	17	32	53.1
11)	Philadelphia	358	115	208	35	93	217	42.9	14	29	48.3
12)	N.Y. Giants	365	126	216	23	90	226	39.8	15	23	65.2
13)	Detroit	372	135	211	26	92	204	45.1	9	14	64.3
14)	Atlanta	383	143	214	26	105	217	48.4	11	22	50.0
15)	Minnesota	391	131	224	36	78	214	36.4	15	30	50.0
16)	Seattle	400	124	240	36	88	224	39.3	13	31	41.9
	Totals	5560	1817	3243	500	1418	3501	40.5	208	409	50.9

WEEK 18 / THROUGH SUNDAY, JANUARY 9, 2022

NFL / OFFENSE/TEAMS: FIRST DOWNS, THIRD DOWNS, FOURTH DOWNS

Rank	Team	FIRST DOWNS				THIRD DOWNS			FOURTH DOWNS		
		Total	Rush	Pass	Pen	Made	Att	Pct	Made	Att	Pct
1)	Kansas City	419	119	267	33	107	205	52.2	10	15	66.7
2)	Tampa Bay	404	106	273	25	105	223	47.1	9	16	56.3
3)	L.A. Chargers	401	112	256	33	100	221	45.2	22	34	64.7
4)	Buffalo	398	134	236	28	103	222	46.4	11	22	50.0
5)	Baltimore	394	159	209	26	82	225	36.4	18	27	66.7
6)	Dallas	390	111	248	31	99	228	43.4	14	24	58.3
7)	Green Bay	375	109	235	31	88	202	43.6	13	22	59.1
8)	Arizona	367	127	214	26	100	221	45.2	17	29	58.6
9t)	New England	362	139	187	36	91	209	43.5	11	17	64.7
9t)	Tennessee	362	134	194	34	103	236	43.6	15	24	62.5
11)	San Francisco	361	130	200	31	80	199	40.2	10	20	50.0
12)	L.A. Rams	355	99	233	23	90	205	43.9	10	19	52.6
13)	Indianapolis	354	154	167	33	86	210	41.0	18	29	62.1
14)	Philadelphia	352	163	167	22	101	221	45.7	11	24	45.8
15)	Las Vegas	349	95	217	37	77	206	37.4	12	19	63.2
16)	Washington	345	129	181	35	87	224	38.8	16	32	50.0
17)	Cleveland	342	138	177	27	83	212	39.2	12	29	41.4
18)	Cincinnati	337	96	208	33	82	207	39.6	13	20	65.0
19)	Chicago	333	119	180	34	75	216	34.7	15	36	41.7
20)	Minnesota	332	103	202	27	83	228	36.4	12	22	54.5
21)	Denver	331	124	179	28	82	213	38.5	16	28	57.1
22)	Detroit	329	104	193	32	74	213	34.7	21	41	51.2
23)	Miami	325	87	206	32	95	233	40.8	12	22	54.5
24)	Pittsburgh	323	85	204	34	93	239	38.9	10	21	47.6
25)	Carolina	322	118	174	30	84	235	35.7	14	34	41.2
26)	N.Y. Jets	310	87	195	28	77	212	36.3	14	29	48.3
27)	New Orleans	307	113	165	29	78	220	35.5	11	21	52.4
28)	Atlanta	306	75	196	35	82	211	38.9	10	24	41.7
29)	Jacksonville	304	92	178	34	76	212	35.8	18	31	58.1
30)	Seattle	302	106	166	30	72	193	37.3	4	11	36.4
31)	N.Y. Giants	299	90	171	38	84	230	36.5	13	30	43.3
32)	Houston	266	77	162	27	95	239	39.7	9	21	42.9
	Totals	11056	3634	6440	982	2814	6970	40.4	421	793	53.1

NFL / DEFENSE/OPPONENTS: FIRST DOWNS, THIRD DOWNS, FOURTH DOWNS

Rank	Team	FIRST DOWNS				THIRD DOWNS			FOURTH DOWNS		
		Total	Rush	Pass	Pen	Made	Att	Pct	Made	Att	Pct
1)	Buffalo	285	108	138	39	66	214	30.8	16	35	45.7
2)	New Orleans	304	84	185	35	89	240	37.1	9	21	42.9
3)	New England	308	111	176	21	77	211	36.5	17	32	53.1
4)	Carolina	311	112	170	29	82	217	37.8	12	21	57.1
5)	Denver	312	99	192	21	101	225	44.9	11	26	42.3
6)	San Francisco	318	97	180	41	88	220	40.0	11	25	44.0
7)	Chicago	321	116	170	35	81	211	38.4	12	24	50.0
8t)	Cleveland	327	108	184	35	86	219	39.3	16	25	64.0
8t)	Dallas	327	99	191	37	76	223	34.1	16	26	61.5
10)	Tennessee	331	90	204	37	77	210	36.7	14	24	58.3
11)	Indianapolis	334	101	213	20	85	210	40.5	12	21	57.1
12)	Arizona	336	109	192	35	79	207	38.2	14	30	46.7
13t)	Miami	337	106	199	32	95	231	41.1	11	18	61.1
13t)	Green Bay	337	120	194	23	87	203	42.9	15	33	45.5
15)	Cincinnati	339	107	213	19	92	221	41.6	7	18	38.9
16)	Baltimore	340	81	232	27	70	201	34.8	11	18	61.1
17)	Tampa Bay	344	94	214	36	87	226	38.5	13	28	46.4
18)	Washington	346	101	220	25	111	229	48.5	12	20	60.0
19)	L.A. Rams	347	111	214	22	92	223	41.3	17	32	53.1
20)	Las Vegas	349	109	202	38	91	230	39.6	21	29	72.4
21)	Jacksonville	351	124	198	29	95	221	43.0	14	21	66.7
22)	Pittsburgh	354	144	186	24	86	232	37.1	13	24	54.2
23)	Philadelphia	358	115	208	35	93	217	42.9	14	29	48.3
24)	Kansas City	363	121	209	33	80	199	40.2	19	31	61.3
25)	N.Y. Giants	365	126	216	23	90	226	39.8	15	23	65.2
26)	Detroit	372	135	211	26	92	204	45.1	9	14	64.3
27)	Houston	382	135	218	29	89	206	43.2	11	19	57.9
28t)	L.A. Chargers	383	144	199	40	107	216	49.5	7	22	31.8
28t)	Atlanta	383	143	214	26	105	217	48.4	11	22	50.0
30)	Minnesota	391	131	224	36	78	214	36.4	15	30	50.0
31)	Seattle	400	124	240	36	88	224	39.3	13	31	41.9
32)	N.Y. Jets	401	129	234	38	99	223	44.4	13	21	61.9
	Totals	11056	3634	6440	982	2814	6970	40.4	421	793	53.1

WEEK 18 / THROUGH SUNDAY, JANUARY 9, 2022

AFC / FIRST-DOWN PLAYS BY TEAMS

Rank	Team	Yds/Play	Plays	Yards
1)	Buffalo	6.07	520	3157
2)	New England	5.89	479	2822
3)	Indianapolis	5.86	475	2782
4)	Cincinnati	5.73	467	2675
5)	L.A. Chargers	5.71	503	2870
6)	Las Vegas	5.69	488	2777
7)	Kansas City	5.67	527	2989
8)	Baltimore	5.63	539	3032
9)	Denver	5.61	451	2531
10)	Cleveland	5.60	468	2621
11)	Jacksonville	5.37	447	2400
12)	N.Y. Jets	5.26	456	2397
13)	Tennessee	4.93	493	2430
14)	Miami	4.81	471	2266
15)	Houston	4.28	410	1753
16)	Pittsburgh	4.13	476	1966
	TOTAL	5.41	7670	41468

AFC / FIRST-DOWN PLAYS BY OPPONENTS

Rank	Team	Yds/Play	Plays	Yards
1)	Cleveland	4.68	460	2155
2)	Buffalo	4.82	432	2082
3t)	Miami	4.93	474	2335
3t)	Las Vegas	4.93	474	2335
5)	Jacksonville	5.13	462	2369
6)	Denver	5.26	443	2330
7)	New England	5.37	449	2411
8)	L.A. Chargers	5.55	490	2721
9)	Tennessee	5.66	467	2645
10)	Indianapolis	5.68	469	2666
11)	Houston	5.71	512	2924
12)	Baltimore	5.75	477	2744
13)	N.Y. Jets	5.77	523	3018
14)	Pittsburgh	5.97	498	2971
15)	Cincinnati	6.00	481	2887
16)	Kansas City	6.13	477	2924
	TOTAL	5.47	7588	41517

WEEK 18 / THROUGH SUNDAY, JANUARY 9, 2022

NFC / FIRST-DOWN PLAYS BY TEAMS

Rank	Team	Yds/Play	Plays	Yards
1)	San Francisco	6.43	488	3140
2)	Green Bay	6.12	487	2980
3)	Tampa Bay	6.07	521	3165
4)	Washington	5.76	475	2734
5)	L.A. Rams	5.74	481	2759
6)	Minnesota	5.66	478	2704
7)	Dallas	5.61	515	2891
8)	Detroit	5.49	458	2516
9)	Seattle	5.41	426	2306
10)	Philadelphia	5.40	474	2561
11)	Arizona	5.07	489	2481
12)	Chicago	5.07	469	2376
13)	Atlanta	5.06	438	2217
14)	New Orleans	4.92	451	2219
15)	N.Y. Giants	4.84	455	2203
16)	Carolina	4.81	475	2286
	TOTAL	5.48	7580	41538

NFC / FIRST-DOWN PLAYS BY OPPONENTS

Rank	Team	Yds/Play	Plays	Yards
1)	L.A. Rams	4.76	485	2308
2)	San Francisco	4.80	451	2163
3)	New Orleans	4.93	454	2236
4)	Tampa Bay	5.06	481	2434
5)	Carolina	5.08	450	2286
6)	Green Bay	5.19	458	2379
7)	Washington	5.32	464	2470
8)	Atlanta	5.49	498	2732
9)	N.Y. Giants	5.55	507	2813
10)	Philadelphia	5.59	476	2659
11)	Detroit	5.61	495	2776
12)	Seattle	5.61	542	3041
13)	Dallas	5.82	481	2798
14)	Arizona	5.82	456	2654
15)	Chicago	5.95	443	2634
16)	Minnesota	5.96	521	3106
	TOTAL	5.41	7662	41489

WEEK 18 / THROUGH SUNDAY, JANUARY 9, 2022**NFL / FIRST-DOWN PLAYS BY TEAMS**

Rank	Team	Yds/Play	Plays	Yards
1)	San Francisco	6.43	488	3140
2)	Green Bay	6.12	487	2980
3)	Tampa Bay	6.07	521	3165
4)	Buffalo	6.07	520	3157
5)	New England	5.89	479	2822
6)	Indianapolis	5.86	475	2782
7)	Washington	5.76	475	2734
8)	L.A. Rams	5.74	481	2759
9)	Cincinnati	5.73	467	2675
10)	L.A. Chargers	5.71	503	2870
11)	Las Vegas	5.69	488	2777
12)	Kansas City	5.67	527	2989
13)	Minnesota	5.66	478	2704
14)	Baltimore	5.63	539	3032
15)	Dallas	5.61	515	2891
16)	Denver	5.61	451	2531
17)	Cleveland	5.60	468	2621
18)	Detroit	5.49	458	2516
19)	Seattle	5.41	426	2306
20)	Philadelphia	5.40	474	2561
21)	Jacksonville	5.37	447	2400
22)	N.Y. Jets	5.26	456	2397
23)	Arizona	5.07	489	2481
24)	Chicago	5.07	469	2376
25)	Atlanta	5.06	438	2217
26)	Tennessee	4.93	493	2430
27)	New Orleans	4.92	451	2219
28)	N.Y. Giants	4.84	455	2203
29)	Carolina	4.81	475	2286
30)	Miami	4.81	471	2266
31)	Houston	4.28	410	1753
32)	Pittsburgh	4.13	476	1966
	TOTAL	5.44	15250	83006

NFL / FIRST-DOWN PLAYS BY OPPONENTS

Rank	Team	Yds/Play	Plays	Yards
1)	Cleveland	4.68	460	2155
2)	L.A. Rams	4.76	485	2308
3)	San Francisco	4.80	451	2163
4)	Buffalo	4.82	432	2082
5)	New Orleans	4.93	454	2236
6t)	Miami	4.93	474	2335
6t)	Las Vegas	4.93	474	2335
8)	Tampa Bay	5.06	481	2434
9)	Carolina	5.08	450	2286
10)	Jacksonville	5.13	462	2369
11)	Green Bay	5.19	458	2379
12)	Denver	5.26	443	2330
13)	Washington	5.32	464	2470
14)	New England	5.37	449	2411
15)	Atlanta	5.49	498	2732
16)	N.Y. Giants	5.55	507	2813
17)	L.A. Chargers	5.55	490	2721
18)	Philadelphia	5.59	476	2659
19)	Detroit	5.61	495	2776
20)	Seattle	5.61	542	3041
21)	Tennessee	5.66	467	2645
22)	Indianapolis	5.68	469	2666
23)	Houston	5.71	512	2924
24)	Baltimore	5.75	477	2744
25)	N.Y. Jets	5.77	523	3018
26)	Dallas	5.82	481	2798
27)	Arizona	5.82	456	2654
28)	Chicago	5.95	443	2634
29)	Minnesota	5.96	521	3106
30)	Pittsburgh	5.97	498	2971
31)	Cincinnati	6.00	481	2887
32)	Kansas City	6.13	477	2924
	TOTAL	5.44	15250	83006

WEEK 18 / THROUGH SUNDAY, JANUARY 9, 2022

AFC / KICKOFFS (Receiving Team)

Rank	Team	TotKO	AdjKO	TB	TB%	EZ	EZ%	OB	I20	Avg.Start
1)	Indianapolis	79	76	41	53.9	53	67.1	2	6	26.7
2)	Buffalo	69	66	34	51.5	42	60.9	0	3	26.6
3)	N.Y. Jets	109	109	58	53.2	80	73.4	1	11	26.4
4)	L.A. Chargers	95	93	53	57.0	71	74.7	1	14	25.7
5)	Baltimore	85	84	51	60.7	62	72.9	2	3	25.7
6)	Houston	98	95	52	54.7	71	72.4	2	11	25.5
7)	New England	72	71	44	62.0	52	72.2	2	5	25.2
8)	Cleveland	85	81	41	50.6	55	64.7	2	10	24.8
9)	Jacksonville	98	97	60	61.9	78	79.6	1	12	24.6
10)	Kansas City	80	77	48	62.3	67	83.8	1	9	24.4
11)	Las Vegas	98	94	60	63.8	68	69.4	0	10	24.3
12)	Pittsburgh	92	86	51	59.3	65	70.7	0	12	24.3
13)	Cincinnati	84	82	50	61.0	64	76.2	0	10	24.3
14)	Tennessee	85	83	43	51.8	48	56.5	1	10	24.3
15)	Miami	84	82	65	79.3	67	79.8	0	6	24.2
16)	Denver	74	72	54	75.0	58	78.4	0	5	24.1
	Totals	1387	1348	805	59.7	1001	74.3	15	137	25.1

AFC / KICKOFFS (Kicking Team)

Rank	Team	TotKO	AdjKO	TB	TB%	EZ	EZ%	OB	I20	Avg.Start
1)	Cleveland	74	73	34	46.6	48	64.9	0	14	23.2
2)	Buffalo	100	98	56	57.1	65	65.0	2	18	23.7
3)	Tennessee	92	91	52	57.1	68	73.9	0	15	24.1
4)	Indianapolis	95	90	47	52.2	63	66.3	0	9	24.1
5)	New England	103	102	45	44.1	63	61.2	3	13	24.2
6)	Miami	79	78	56	71.8	66	83.5	1	5	24.3
7)	Kansas City	101	99	66	66.7	75	74.3	0	12	24.4
8)	Cincinnati	95	92	56	60.9	70	73.7	1	8	24.5
9)	Baltimore	90	85	47	55.3	56	62.2	1	10	24.6
10)	L.A. Chargers	100	96	62	64.6	77	77.0	0	9	24.6
11)	N.Y. Jets	73	68	48	70.6	53	72.6	1	5	24.7
12)	Houston	67	65	32	49.2	38	56.7	1	8	24.7
13)	Las Vegas	87	85	53	62.4	64	73.6	1	10	25.3
14)	Pittsburgh	88	87	40	46.0	55	62.5	2	7	26.0
15)	Denver	78	76	62	81.6	72	92.3	0	4	27.6
16)	Jacksonville	62	61	22	36.1	31	50.0	1	6	30.1
	Totals	1384	1346	778	57.8	964	71.6	14	153	24.9

Note: Average team drive start DOES NOT include onside kicks or kickoffs at the end of a half unless either kickoff is returned for a touchdown. All other kickoffs (returned kickoffs, fair catches, touchback and kickoffs out of bounds) are included. Kickoffs resulting in the kicking team retaining possession are not included.

ADJ KO: Adjusted kickoffs are used to compute the Avg. Team Drive Start.

I20: The number of drives that start inside (not including) the 20 yd line.

WEEK 18 / THROUGH SUNDAY, JANUARY 9, 2022

NFC / KICKOFFS (Receiving Team)

Rank	Team	TotKO	AdjKO	TB	TB%	EZ	EZ%	OB	I20	Avg.Start
1)	Seattle	84	79	39	49.4	45	53.6	2	7	26.8
2)	Minnesota	93	93	61	65.6	76	81.7	0	11	26.6
3)	Washington	92	91	53	58.2	68	73.9	2	8	25.8
4)	Detroit	100	98	63	64.3	80	80.0	0	4	25.4
5)	Chicago	90	89	38	42.7	59	65.6	1	10	25.3
6)	Carolina	91	88	59	67.0	70	76.9	2	7	25.2
7)	Atlanta	97	94	50	53.2	70	72.2	0	8	25.1
8)	Dallas	84	82	53	64.6	67	79.8	0	10	24.9
9)	New Orleans	78	76	40	52.6	58	74.4	1	9	24.9
10)	Tampa Bay	82	81	52	64.2	61	74.4	0	9	24.5
11)	Arizona	79	76	47	61.8	59	74.7	1	11	24.3
12)	N.Y. Giants	93	92	60	65.2	74	79.6	0	10	24.2
13)	San Francisco	81	75	43	57.3	49	60.5	0	11	24.1
14)	Philadelphia	85	80	48	60.0	60	70.6	0	11	23.9
15)	L.A. Rams	84	78	44	56.4	54	64.3	0	14	23.8
16)	Green Bay	77	72	43	59.7	49	63.6	0	11	23.4
	Totals	1390	1344	793	59.0	999	74.3	9	151	24.9

NFC / KICKOFFS (Kicking Team)

Rank	Team	TotKO	AdjKO	TB	TB%	EZ	EZ%	OB	I20	Avg.Start
1)	Detroit	76	67	33	49.3	46	60.5	0	14	23.8
2)	N.Y. Giants	69	65	27	41.5	35	50.7	1	14	23.8
3)	New Orleans	84	80	49	61.3	62	73.8	0	12	24.1
4)	Chicago	71	69	34	49.3	51	71.8	0	9	24.2
5)	Washington	79	76	47	61.8	57	72.2	0	5	24.4
6)	Minnesota	94	93	76	81.7	86	91.5	0	5	24.7
7)	Arizona	98	92	73	79.3	80	81.6	0	4	24.7
8)	Seattle	83	80	31	38.8	49	59.0	1	15	24.9
9)	L.A. Rams	102	99	65	65.7	79	77.5	4	9	25.0
10)	Dallas	107	106	87	82.1	95	88.8	1	2	25.5
11)	Philadelphia	97	94	61	64.9	81	83.5	0	10	25.6
12)	San Francisco	90	88	37	42.0	55	61.1	0	11	25.7
13)	Green Bay	94	93	43	46.2	68	72.3	1	12	25.8
14)	Tampa Bay	104	103	77	74.8	88	84.6	1	3	26.0
15)	Atlanta	71	67	35	52.2	48	67.6	1	7	26.0
16)	Carolina	74	74	45	60.8	56	75.7	0	3	26.8
	Totals	1393	1346	820	60.9	1036	77.0	10	135	25.1

Note: Average team drive start DOES NOT include onside kicks or kickoffs at the end of a half unless either kickoff is returned for a touchdown. All other kickoffs (returned kickoffs, fair catches, touchback and kickoffs out of bounds) are included. Kickoffs resulting in the kicking team retaining possession are not included.

ADJ KO: Adjusted kickoffs are used to compute the Avg. Team Drive Start.

I20: The number of drives that start inside (not including) the 20 yd line.

WEEK 18 / THROUGH SUNDAY, JANUARY 9, 2022

NFL / KICKOFFS (Receiving Team)

Rank	Team	TotKO	AdjKO	TB	TB%	EZ	EZ%	OB	I20	Avg.Start
1)	Seattle	84	79	39	49.4	45	53.6	2	7	26.8
2)	Indianapolis	79	76	41	53.9	53	67.1	2	6	26.7
3)	Minnesota	93	93	61	65.6	76	81.7	0	11	26.6
4)	Buffalo	69	66	34	51.5	42	60.9	0	3	26.6
5)	N.Y. Jets	109	109	58	53.2	80	73.4	1	11	26.4
6)	Washington	92	91	53	58.2	68	73.9	2	8	25.8
7)	L.A. Chargers	95	93	53	57.0	71	74.7	1	14	25.7
8)	Baltimore	85	84	51	60.7	62	72.9	2	3	25.7
9)	Houston	98	95	52	54.7	71	72.4	2	11	25.5
10)	Detroit	100	98	63	64.3	80	80.0	0	4	25.4
11)	Chicago	90	89	38	42.7	59	65.6	1	10	25.3
12)	New England	72	71	44	62.0	52	72.2	2	5	25.2
13)	Carolina	91	88	59	67.0	70	76.9	2	7	25.2
14)	Atlanta	97	94	50	53.2	70	72.2	0	8	25.1
15)	Dallas	84	82	53	64.6	67	79.8	0	10	24.9
16)	New Orleans	78	76	40	52.6	58	74.4	1	9	24.9
17)	Cleveland	85	81	41	50.6	55	64.7	2	10	24.8
18)	Jacksonville	98	97	60	61.9	78	79.6	1	12	24.6
19)	Tampa Bay	82	81	52	64.2	61	74.4	0	9	24.5
20)	Kansas City	80	77	48	62.3	67	83.8	1	9	24.4
21)	Las Vegas	98	94	60	63.8	68	69.4	0	10	24.3
22)	Arizona	79	76	47	61.8	59	74.7	1	11	24.3
23)	Pittsburgh	92	86	51	59.3	65	70.7	0	12	24.3
24)	Cincinnati	84	82	50	61.0	64	76.2	0	10	24.3
25)	Tennessee	85	83	43	51.8	48	56.5	1	10	24.3
26)	Miami	84	82	65	79.3	67	79.8	0	6	24.2
27)	N.Y. Giants	93	92	60	65.2	74	79.6	0	10	24.2
28)	Denver	74	72	54	75.0	58	78.4	0	5	24.1
29)	San Francisco	81	75	43	57.3	49	60.5	0	11	24.1
30)	Philadelphia	85	80	48	60.0	60	70.6	0	11	23.9
31)	L.A. Rams	84	78	44	56.4	54	64.3	0	14	23.8
32)	Green Bay	77	72	43	59.7	49	63.6	0	11	23.4
	Totals	2777	2692	1598	59.4	2000	74.3	24	288	25.0

Note: Average opponent drive start DOES NOT include onside kicks or kickoffs at the end of a half unless either kickoff is returned for a touchdown. All other kickoffs (returned kickoffs, fair catches, touchback and kickoffs out of bounds) are included. Kickoffs resulting in the kicking team retaining possession are not included.

ADJ KO: Adjusted kickoffs are used to compute the Avg. Team Drive Start.

I20: The number of drives that start inside (not including) the 20 yd line.

WEEK 18 / THROUGH SUNDAY, JANUARY 9, 2022

NFL / KICKOFFS (Kicking Team)

Rank	Team	TotKO	AdjKO	TB	TB%	EZ	EZ%	OB	I20	Avg.Start
1)	Cleveland	74	73	34	46.6	48	64.9	0	14	23.2
2)	Buffalo	100	98	56	57.1	65	65.0	2	18	23.7
3)	Detroit	76	67	33	49.3	46	60.5	0	14	23.8
4)	N.Y. Giants	69	65	27	41.5	35	50.7	1	14	23.8
5)	Tennessee	92	91	52	57.1	68	73.9	0	15	24.1
6)	Indianapolis	95	90	47	52.2	63	66.3	0	9	24.1
7)	New Orleans	84	80	49	61.3	62	73.8	0	12	24.1
8)	Chicago	71	69	34	49.3	51	71.8	0	9	24.2
9)	New England	103	102	45	44.1	63	61.2	3	13	24.2
10)	Miami	79	78	56	71.8	66	83.5	1	5	24.3
11)	Washington	79	76	47	61.8	57	72.2	0	5	24.4
12)	Kansas City	101	99	66	66.7	75	74.3	0	12	24.4
13)	Cincinnati	95	92	56	60.9	70	73.7	1	8	24.5
14)	Baltimore	90	85	47	55.3	56	62.2	1	10	24.6
15)	L.A. Chargers	100	96	62	64.6	77	77.0	0	9	24.6
16)	N.Y. Jets	73	68	48	70.6	53	72.6	1	5	24.7
17)	Minnesota	94	93	76	81.7	86	91.5	0	5	24.7
18)	Houston	67	65	32	49.2	38	56.7	1	8	24.7
19)	Arizona	98	92	73	79.3	80	81.6	0	4	24.7
20)	Seattle	83	80	31	38.8	49	59.0	1	15	24.9
21)	L.A. Rams	102	99	65	65.7	79	77.5	4	9	25.0
22)	Las Vegas	87	85	53	62.4	64	73.6	1	10	25.3
23)	Dallas	107	106	87	82.1	95	88.8	1	2	25.5
24)	Philadelphia	97	94	61	64.9	81	83.5	0	10	25.6
25)	San Francisco	90	88	37	42.0	55	61.1	0	11	25.7
26)	Green Bay	94	93	43	46.2	68	72.3	1	12	25.8
27)	Tampa Bay	104	103	77	74.8	88	84.6	1	3	26.0
28)	Atlanta	71	67	35	52.2	48	67.6	1	7	26.0
29)	Pittsburgh	88	87	40	46.0	55	62.5	2	7	26.0
30)	Carolina	74	74	45	60.8	56	75.7	0	3	26.8
31)	Denver	78	76	62	81.6	72	92.3	0	4	27.6
32)	Jacksonville	62	61	22	36.1	31	50.0	1	6	30.1
	Totals	2777	2692	1598	59.42	000	74.3	24	288	25.0

Note: Average team drive start DOES NOT include onside kicks or kickoffs at the end of a half unless either kickoff is returned for a touchdown. All other kickoffs (returned kickoffs, fair catches, touchback and kickoffs out of bounds) are included. Kickoffs resulting in the kicking team retaining possession are not included.

ADJ KO: Adjusted kickoffs are used to compute the Avg. Team Drive Start.

I20: The number of drives that start inside (not including) the 20 yd line.

WEEK 18 / THROUGH SUNDAY, JANUARY 9, 2022**AFC / SINGLE-GAME HIGHS / PLAYERS**

Most Points-- 30, Taylor, Ind. at Buff., 11/21, (5 td, 0 fg, 0 xp, 0 2pt)
Passing Yards-- 525, Burrow, Cin. vs. Balt., 12/26, (37-46, 525, 4 td, 0 int)
Longest Pass-- 82, Burrow, Cin. at Balt., 10/24, (to Chase, Ja'Marr, td)
Passing Touchdowns-- 5, Mahomes, K.C. at Phil., 10/3, (24-30, 278, 5 td, 1 int)
Passing Touchdowns-- 5, Mahomes, K.C. at L.V., 11/14, (35-50, 406, 5 td, 0 int)
Rushing Yards-- 188, Harris, Pitt. vs. Clev., 1/3, (28-188, 1 td)
Rushing Attempts-- 35, Henry, Tenn. at Sea., 9/19 (OT), (35-182, 3 td)
Rushing Attempts-- 32, Taylor, Ind. at Buff., 11/21, (32-185, 4 td)
Rushing Attempts-- 32, Taylor, Ind. at Hou., 12/5, (32-143, 2 td)
Longest Rush-- 83, Taylor, Ind. vs. Hou., 10/17
Receptions-- 14, Harris, Pitt. vs. Cin., 9/26, (14-102, 0 td)
Receiving Yards-- 266, Chase, Cin. vs. K.C., 1/2, (11-266, 3 td)
Kickoff Return Yards-- 148, Roberts, LA-C vs. Denv., 1/2, (2-148, 1 td)
Kickoff Returns-- 7, McKenzie, Buff. vs. Ind., 11/21, (7-138, 0 td)
Longest Kickoff Return-- 102, Agnew, Jax vs. Denv., 9/19, td
Longest Kickoff Return-- 102, Berrios, NY-J vs. Jax , 12/26, td
Punt Return Yards-- 103, Felton, Clev. vs. Chi., 9/26, (7-103, 0 fc, 0 td)
Punt Returns-- 7, Felton, Clev. vs. Chi., 9/26, (7-103, 0 fc, 0 td)
Longest Punt Return-- 55, Rogers, Tenn. at Pitt., 12/19
Interceptions-- 2, (12 times in Non-Overtime Games)
Longest Interception Return-- 99, Ward, Clev. at Cin., 11/7, td
Sacks-- 4.5, Garrett, Clev. vs. Chi., 9/26
Scrimmage Yards-- 266, Chase, Cin. vs. K.C., 1/2, (Rush 0-0, Rec 11-266)
Longest Punt-- 79, Sanchez, Ind. at S.F., 10/24
Punts-- 10, Martin, Denv. vs. Balt., 10/3, (10-491, 49.1)
Punts-- 10, Mann, NY-J at Buff., 1/9, (10-497, 49.7)
Field Goals Made-- 5, Carlson, L.V. at Dal., 11/25 (OT), (5-5, 56 lg)
Field Goals Made-- 5, Carlson, L.V. vs. LA-C, 1/9 (OT), (5-5, 52 lg)
Field Goals Made-- 5, Folk, N.E. vs. Tenn., 11/28, (5-6, 52 lg)
Longest Field Goal-- 66, Tucker, Balt. at Det., 9/26

NFC / SINGLE-GAME HIGHS / PLAYERS

Most Points-- 24, Jones, G.B. vs. Det., 9/20, (4 td, 0 fg, 0 xp, 0 2pt)
Most Points-- 24, Fournette, T.B. at Ind., 11/28, (4 td, 0 fg, 0 xp, 0 2pt)
Passing Yards-- 445, Prescott, Dal. at N.E., 10/17 (OT), (36-51, 445, 3 td, 1 int)
Passing Yards-- 432, Brady, T.B. at LA-R, 9/26, (41-55, 432, 1 td, 0 int)
Longest Pass-- 91, Hurts, Phil. vs. S.F., 9/19, (to Watkins, Quez)
Passing Touchdowns-- 5, (4 times in Non-Overtime Games)
Rushing Yards-- 205, Cook, Minn. vs. Pitt., 12/9, (27-205, 2 td)
Rushing Attempts-- 33, Swift, Det. at Pitt., 11/14 (OT), (33-130, 0 td)
Rushing Attempts-- 30, Kamara, N.O. at Atl., 1/9, (30-146, 0 td)
Longest Rush-- 73, Homer, Sea. vs. S.F., 12/5, td
Receptions-- 15, Godwin, T.B. at Atl., 12/5, (15-143, 0 td)
Receiving Yards-- 206, Adams, G.B. at Cin., 10/10 (OT), (11-206, 1 td)
Receiving Yards-- 189, Samuel, S.F. at Det., 9/12, (9-189, 1 td)
Receiving Yards-- 189, Toney, NY-G at Dal., 10/10, (10-189, 0 td)
Kickoff Return Yards-- 171, Nwangwu, Minn. at S.F., 11/28, (4-171, 1 td)
Kickoff Returns-- 6, Grant, Chi. vs. S.F., 10/31, (6-156, 0 td)
Kickoff Returns-- 6, Grant, Chi. at Pitt., 11/8, (6-135, 0 td)
Longest Kickoff Return-- 101, Carter, Wash. at Atl., 10/3, td
Punt Return Yards-- 131, Grant, Chi. at G.B., 12/12, (3-131, 0 fc, 1 td)
Punt Returns-- 7, Darden, T.B. vs. N.O., 12/19, (7-41, 1 fc, 0 td)
Longest Punt Return-- 97, Grant, Chi. at G.B., 12/12, td
Interceptions-- 2, (12 times in Non-Overtime Games)
Longest Interception Return-- 77, Baker, Ariz. at Chi., 12/5
Sacks-- 5.0, C. Jones, Ariz. at Tenn., 9/12
Scrimmage Yards-- 222, Cook, Minn. vs. Pitt., 12/9, (Rush 27-205, Rec 1-17)
Longest Punt-- 82, Bojorquez, G.B. at Chi., 10/17
Punts-- 10, Fox, Det. at Pitt., 11/14 (OT), (10-464, 46.4)
Punts-- 9, Gillikin, N.O. at T.B., 12/19, (9-412, 45.8)
Field Goals Made-- 5, Gano, NY-G at Wash., 9/16, (5-5, 55 lg)
Longest Field Goal-- 62, Prater, Ariz. vs. Minn., 9/19

WEEK 18 / THROUGH SUNDAY, JANUARY 9, 2022

NFL / SINGLE-GAME HIGHS / PLAYERS

Most Points-- 30, Taylor, Ind. at Buff., 11/21, (5 td, 0 fg, 0 xp, 0 2pt)
Passing Yards-- 525, Burrow, Cin. vs. Balt., 12/26, (37-46, 525, 4 td, 0 int)
Longest Pass-- 91, Hurts, Phil. vs. S.F., 9/19, (to Watkins, Quez)
Passing Touchdowns-- 5, (6 times in Non-Overtime Games)
Rushing Yards-- 205, Cook, Minn. vs. Pitt., 12/9, (27-205, 2 td)
Rushing Attempts-- 35, Henry, Tenn. at Sea., 9/19 (OT), (35-182, 3 td)
Rushing Attempts-- 32, Taylor, Ind. at Buff., 11/21, (32-185, 4 td)
Rushing Attempts-- 32, Taylor, Ind. at Hou., 12/5, (32-143, 2 td)
Longest Rush-- 83, Taylor, Ind. vs. Hou., 10/17
Receptions-- 15, Godwin, T.B. at Atl., 12/5, (15-143, 0 td)
Receiving Yards-- 266, Chase, Cin. vs. K.C., 1/2, (11-266, 3 td)
Kickoff Return Yards-- 171, Nwangwu, Minn. at S.F., 11/28, (4-171, 1 td)
Kickoff Returns-- 7, McKenzie, Buff. vs. Ind., 11/21, (7-138, 0 td)
Longest Kickoff Return-- 102, Agnew, Jax vs. Denv., 9/19, td
Longest Kickoff Return-- 102, Berrios, NY-J vs. Jax , 12/26, td
Punt Return Yards-- 131, Grant, Chi. at G.B., 12/12, (3-131, 0 fc, 1 td)
Punt Returns-- 7, Felton, Clev. vs. Chi., 9/26, (7-103, 0 fc, 0 td)
Punt Returns-- 7, Darden, T.B. vs. N.O., 12/19, (7-41, 1 fc, 0 td)
Longest Punt Return-- 97, Grant, Chi. at G.B., 12/12, td
Interceptions-- 2, (24 times in Non-Overtime Games)
Longest Interception Return-- 99, Ward, Clev. at Cin., 11/7, td
Sacks-- 5.0, C. Jones, Ariz. at Tenn., 9/12
Scrimmage Yards-- 266, Chase, Cin. vs. K.C., 1/2, (Rush 0-0, Rec 11-266)
Longest Punt-- 82, Bojorquez, G.B. at Chi., 10/17
Punts-- 10, Fox, Det. at Pitt., 11/14 (OT), (10-464, 46.4)
Punts-- 10, Martin, Denv. vs. Balt., 10/3, (10-491, 49.1)
Punts-- 10, Mann, NY-J at Buff., 1/9, (10-497, 49.7)
Field Goals Made-- 5, Carlson, L.V. at Dal., 11/25 (OT), (5-5, 56 lg)
Field Goals Made-- 5, Carlson, L.V. vs. LA-C, 1/9 (OT), (5-5, 52 lg)
Field Goals Made-- 5, Gano, NY-G at Wash., 9/16, (5-5, 55 lg)
Field Goals Made-- 5, Folk, N.E. vs. Tenn., 11/28, (5-6, 52 lg)
Longest Field Goal-- 66, Tucker, Balt. at Det., 9/26

WEEK 18 / THROUGH SUNDAY, JANUARY 9, 2022

300-Yard Passing Games

525, Burrow, CIN vs. BAL 12/26 (37-46, 4 TD)
446, Burrow, CIN vs. KC 01/02 (30-39, 4 TD)
445, Prescott, DAL at NE 10/17 (ot) (36-51, 3 TD)
442, L. Jackson, BAL vs. IND 10/11 (ot) (37-43, 4 TD)
435, Carr, LV vs. BAL 09/13 (ot) (34-56, 2 TD)
432, Brady, TB at LAR 09/26 (41-55, 1 TD)
416, Burrow, CIN at BAL 10/24 (23-38, 3 TD)
411, Brady, TB vs. MIA 10/10 (30-41, 5 TD)
410, Mahomes, KC at LAC 12/16 (ot) (31-47, 3 TD)
410, Brady, TB at NYJ 01/02 (34-50, 3 TD)
406, Mahomes, KC at LV 11/14 (35-50, 5 TD)
405, M. White, NYJ vs. CIN 10/31 (37-45, 3 TD)
403, Prescott, DAL at TB 09/09 (42-58, 3 TD)
402, D. Jones, NYG at NO 10/03 (ot) (28-40, 2 TD)
402, Wentz, IND at BAL 10/11 (ot) (25-35, 2 TD)
400, K. Murray, ARI vs. MIN 09/19 (29-36, 3 TD)
398, Herbert, LAC vs. CLE 10/10 (26-43, 4 TD)
397, Mahomes, KC at WAS 10/17 (32-47, 2 TD)
387, Hurts, PHI vs. KC 10/03 (32-48, 2 TD)
386, Carr, LV vs. MIA 09/26 (ot) (26-43, 2 TD)
385, Aa. Rodgers, GB at MIN 11/21 (23-33, 4 TD)
383, K. Murray, ARI vs. LAR 12/13 (32-49, 0 TD)
383, Herbert, LAC at LV 01/09 (ot) (34-64, 3 TD)
382, Herbert, LAC vs. PIT 11/21 (30-41, 3 TD)
382, Carr, LV at PIT 09/19 (28-37, 2 TD)
379, Brady, TB vs. DAL 09/09 (32-50, 4 TD)
375, Prescott, DAL vs. LV 11/25 (ot) (32-47, 2 TD)
375, Brady, TB at NO 10/31 (28-40, 4 TD)
373, Carr, LV at DAL 11/25 (ot) (24-39, 1 TD)
373, Cousins, MIN at CAR 10/17 (ot) (33-48, 3 TD)
368, Brady, TB at ATL 12/05 (38-51, 4 TD)
366, Allen, BUF at NYJ 11/14 (21-28, 2 TD)
365, Stafford, LAR at SEA 10/07 (25-37, 1 TD)
363, Brady, TB vs. BUF 12/12 (ot) (31-46, 2 TD)
358, Allen, BUF vs. WAS 09/26 (32-43, 4 TD)
356, Herbert, LAC at PHI 11/07 (32-38, 2 TD)
353, Allen, BUF at TEN 10/18 (35-47, 3 TD)
351, Cousins, MIN at CIN 09/12 (ot) (36-49, 2 TD)
348, Burrow, CIN vs. SF 12/12 (ot) (25-34, 2 TD)
348, Burrow, CIN vs. JAX 09/30 (25-32, 2 TD)
347, Tannehill, TEN at SEA 09/19 (ot) (27-40, 0 TD)
344, Aa. Rodgers, GB at CIN 10/10 (ot) (27-39, 2 TD)
343, Stafford, LAR vs. TB 09/26 (27-38, 4 TD)
343, Ryan, ATL at NO 11/07 (23-30, 2 TD)
343, Mahomes, KC at BAL 09/19 (24-31, 3 TD)
343, Wilson, SEA vs. TEN 09/19 (ot) (22-31, 2 TD)
342, Ryan, ATL vs. NYJ 10/10 (33-45, 2 TD)
341, Aa. Rodgers, GB vs. CHI 12/12 (29-37, 4 TD)
341, Cousins, MIN vs. GB 11/21 (24-35, 3 TD)
341, Carr, LV at DEN 10/17 (18-27, 2 TD)
340, Cousins, MIN at DET 12/05 (30-40, 2 TD)
338, Goff, DET vs. SF 09/12 (38-57, 3 TD)
338, Herbert, LAC vs. DAL 09/19 (31-41, 1 TD)
337, Herbert, LAC at WAS 09/12 (31-47, 1 TD)
337, Mahomes, KC vs. CLE 09/12 (27-36, 3 TD)
336, Heinicke, WAS vs. NYG 09/16 (34-46, 2 TD)
336, Ryan, ATL at MIA 10/24 (25-40, 2 TD)
336, Herbert, LAC at HOU 12/26 (27-35, 1 TD)
334, Bridgewater, DEN vs. LV 10/17 (35-49, 3 TD)
334, Stafford, LAR vs. DET 10/24 (28-41, 3 TD)
332, Lawrence, JAX at HOU 09/12 (28-51, 3 TD)
331, Mills, HOU vs. SEA 12/12 (33-49, 1 TD)
330, Prescott, DAL vs. WAS 12/26 (28-39, 4 TD)
329, Tagovailoa, MIA at JAX 10/17 (33-47, 2 TD)
328, Bridgewater, DEN at JAX 09/19 (26-34, 2 TD)
328, McCoy, ARI at SEA 11/21 (35-44, 2 TD)
326, Garoppolo, SF vs. ARI 11/07 (28-40, 2 TD)
326, Hurts, PHI at DAL 09/27 (25-39, 2 TD)
326, Brady, TB vs. CAR 01/09 (29-37, 3 TD)
325, Dalton, CHI at MIN 01/09 (33-48, 1 TD)
325, Rush, DAL at MIN 10/31 (24-40, 2 TD)
323, Tannehill, TEN vs. HOU 11/21 (35-52, 1 TD)
323, Cousins, MIN vs. SEA 09/26 (30-38, 3 TD)
323, Carr, LV vs. PHI 10/24 (31-34, 2 TD)
322, Garoppolo, SF at TEN 12/23 (26-35, 1 TD)
322, Garoppolo, SF at CHI 10/31 (17-28, 0 TD)

321, Stafford, LAR vs. CHI 09/12 (20-26, 3 TD)
321, Mayfield, CLE at KC 09/12 (21-28, 0 TD)
319, Lawrence, JAX vs. MIA 10/17 (25-41, 1 TD)
318, Roethlisberger, PIT vs. CIN 09/26 (38-58, 1 TD)
317, Herbert, LAC at CIN 12/05 (26-35, 3 TD)
317, Dalton, CHI at DET 11/25 (24-39, 1 TD)
317, J. Johnson, NYJ at IND 11/04 (27-41, 3 TD)
316, Garoppolo, SF at LAR 01/09 (ot) (23-32, 1 TD)
316, L. Jackson, BAL at DEN 10/03 (22-37, 1 TD)
316, K. Murray, ARI at JAX 09/26 (28-34, 0 TD)
315, Cousins, MIN vs. LAR 12/26 (27-38, 1 TD)
315, Allen, BUF at KC 10/10 (15-26, 3 TD)
314, Allen, BUF at NE 12/26 (30-47, 3 TD)
314, Garoppolo, SF at DET 09/12 (17-25, 1 TD)
312, Mills, HOU vs. NE 10/10 (21-29, 3 TD)
310, M. Jones, NE vs. TEN 11/28 (23-32, 2 TD)
310, Mills, HOU vs. LAR 10/31 (29-38, 2 TD)
309, Stafford, LAR at BAL 01/02 (26-35, 2 TD)
308, Allen, BUF at TB 12/12 (ot) (36-54, 2 TD)
308, Roethlisberger, PIT at MIN 12/09 (28-40, 3 TD)
307, Aa. Rodgers, GB vs. LAR 11/28 (28-45, 2 TD)
307, M. Jones, NE vs. NYJ 10/24 (24-36, 2 TD)
307, Brady, TB vs. NYG 11/22 (30-46, 2 TD)
306, Wentz, IND vs. TB 11/28 (27-44, 3 TD)
305, Stafford, LAR at HOU 10/31 (21-32, 3 TD)
305, Darnold, CAR vs. NO 09/19 (26-38, 2 TD)
305, Mayfield, CLE at LAC 10/10 (23-32, 2 TD)
304, Darnold, CAR at HOU 09/23 (23-34, 0 TD)
304, Johnson, BAL at CIN 12/26 (28-40, 2 TD)
303, Herbert, LAC at DEN 11/28 (28-44, 2 TD)
302, Prescott, DAL vs. NYG 10/10 (22-32, 3 TD)
302, Stafford, LAR at GB 11/28 (21-38, 3 TD)
301, Mills, HOU vs. TEN 01/09 (23-33, 3 TD)
301, Darnold, CAR at DAL 10/03 (26-39, 2 TD)
300, Ryan, ATL at TB 09/19 (35-46, 2 TD)
300, Burrow, CIN vs. LAC 12/05 (24-40, 1 TD)

WEEK 18 / THROUGH SUNDAY, JANUARY 9, 2022

100-Yard Receiving Games

266, Chase, CIN vs. KC 01/02 (11 rec., 3 TD)
206, Adams, GB at CIN 10/10 (ot) (11 rec., 1 TD)
201, Chase, CIN at BAL 10/24 (8 rec., 1 TD)
197, Hill, KC vs. CLE 09/12 (11 rec., 1 TD)
194, Higgins, CIN vs. BAL 12/26 (12 rec., 2 TD)
191, Kelce, KC at LAC 12/16 (ot) (10 rec., 2 TD)
189, Toney, NYG at DAL 10/10 (10 rec., 0 TD)
189, Samuel, SF at DET 09/12 (9 rec., 1 TD)
186, Hill, KC at PHI 10/03 (11 rec., 3 TD)
182, Jefferson, MIN at DET 12/05 (11 rec., 1 TD)
181, Kittle, SF at SEA 12/05 (9 rec., 2 TD)
178, Lockett, SEA vs. TEN 09/19 (ot) (8 rec., 1 TD)
171, Samuel, SF at CHI 10/31 (6 rec., 0 TD)
169, Jefferson, MIN vs. GB 11/21 (8 rec., 2 TD)
165, Williams, LAC vs. CLE 10/10 (8 rec., 2 TD)
163, Kupp, LAR at IND 09/19 (9 rec., 2 TD)
163, K. Pitts, ATL at MIA 10/24 (7 rec., 0 TD)
162, Diggs, BUF at NYJ 11/14 (8 rec., 1 TD)
159, Sutton, DEN at JAX 09/19 (9 rec., 0 TD)
159, Chase, CIN vs. GB 10/10 (ot) (6 rec., 1 TD)
159, Samuel, SF at TEN 12/23 (9 rec., 0 TD)
156, Kupp, LAR vs. DET 10/24 (10 rec., 2 TD)
156, Samuel, SF vs. SEA 10/03 (8 rec., 2 TD)
155, A.J. Brown, TEN at IND 10/31 (ot) (10 rec., 1 TD)
151, Kittle, SF at CIN 12/12 (ot) (13 rec., 1 TD)
150, Woods, LAR at SEA 10/07 (12 rec., 0 TD)
149, Njoku, CLE at LAC 10/10 (7 rec., 1 TD)
149, Lamb, DAL at NE 10/17 (ot) (9 rec., 2 TD)
148, Hill, KC at LAC 12/16 (ot) (12 rec., 1 TD)
147, Andrews, BAL vs. IND 10/11 (ot) (11 rec., 2 TD)
145, A.J. Brown, TEN vs. SF 12/23 (11 rec., 1 TD)
143, Jefferson, MIN at LAC 11/14 (9 rec., 0 TD)
143, Godwin, TB at ATL 12/05 (15 rec., 0 TD)
142, Lockett, SEA at HOU 12/12 (5 rec., 1 TD)
142, Lockett, SEA vs. JAX 10/31 (12 rec., 0 TD)
141, Moore, NYJ vs. MIA 11/21 (8 rec., 1 TD)
140, Godwin, TB at NO 10/31 (8 rec., 1 TD)
139, Cooper, DAL at TB 09/09 (13 rec., 2 TD)
138, Higgins, CIN vs. LAC 12/05 (9 rec., 1 TD)
137, Waddle, MIA vs. CAR 11/28 (9 rec., 1 TD)
137, Gronkowski, TB vs. CAR 01/09 (7 rec., 0 TD)
136, Kupp, LAR vs. SEA 12/21 (9 rec., 2 TD)
136, Andrews, BAL vs. GB 12/19 (10 rec., 2 TD)
136, Adams, GB vs. MIN 01/02 (11 rec., 1 TD)
135, Goedert, PHI vs. WAS 12/21 (7 rec., 0 TD)
134, Renfrow, LV at DAL 11/25 (ot) (8 rec., 0 TD)
133, A.J. Brown, TEN vs. KC 10/24 (8 rec., 1 TD)
132, Adams, GB at SF 09/26 (12 rec., 1 TD)
132, Cooks, HOU vs. JAX 09/12 (5 rec., 0 TD)
130, Kupp, LAR at NYG 10/17 (9 rec., 2 TD)
130, Gage, ATL vs. TB 12/05 (11 rec., 0 TD)
130, Claypool, PIT vs. DEN 10/10 (5 rec., 1 TD)
129, Kupp, LAR vs. JAX 12/05 (8 rec., 1 TD)
128, Ju. Jones, TEN at SEA 09/19 (ot) (6 rec., 0 TD)
128, Kamara, NO at SEA 10/25 (10 rec., 1 TD)
126, Thielen, MIN at CAR 10/17 (ot) (11 rec., 1 TD)
126, D.J. Moore, CAR at HOU 09/23 (8 rec., 0 TD)
126, Gage, ATL vs. NO 01/09 (9 rec., 1 TD)
126, Patterson, ATL at NO 11/07 (6 rec., 0 TD)
126, Mooney, CHI at MIN 01/09 (12 rec., 0 TD)
125, McKenzie, BUF at NE 12/26 (11 rec., 1 TD)
125, Andrews, BAL at CIN 12/26 (8 rec., 1 TD)
125, Brown, BAL vs. IND 10/11 (ot) (9 rec., 2 TD)
125, Chase, CIN vs. BAL 12/26 (7 rec., 0 TD)
125, Mooney, CHI vs. DET 10/03 (5 rec., 0 TD)
124, Jefferson, MIN vs. DET 10/10 (7 rec., 0 TD)
124, A. Brown, TB vs. MIA 10/10 (7 rec., 2 TD)
123, Pittman, IND vs. LAR 09/19 (8 rec., 0 TD)
123, Gronkowski, TB at IND 11/28 (7 rec., 0 TD)
123, Kupp, LAR at ARI 12/13 (13 rec., 1 TD)
123, Valdes-Scantling, GB at MIN 11/21 (4 rec., 1 TD)
123, McLaurin, WAS at ATL 10/03 (6 rec., 2 TD)
123, Mooney, CHI at DET 11/25 (5 rec., 0 TD)
122, Williams, LAC at KC 09/26 (7 rec., 2 TD)
122, Smith, PHI vs. KC 10/03 (7 rec., 0 TD)
122, Kupp, LAR at SF 11/15 (11 rec., 0 TD)

122, McLaurin, WAS at GB 10/24 (7 rec., 1 TD)
122, Cooper, DAL at MIN 10/31 (8 rec., 1 TD)
121, Adams, GB vs. DET 09/20 (8 rec., 0 TD)
121, Mooney, CHI vs. BAL 11/21 (5 rec., 1 TD)
121, A. Brown, TB vs. DAL 09/09 (5 rec., 1 TD)
121, Adams, GB vs. CHI 12/12 (10 rec., 2 TD)
120, Sutton, DEN at PIT 10/10 (7 rec., 1 TD)
120, Jones, LV at IND 01/02 (8 rec., 0 TD)
120, D. Jackson, LAR vs. TB 09/26 (3 rec., 1 TD)
119, C. Wilson, DAL at PHI 01/08 (5 rec., 2 TD)
119, Williams, LAC at LV 01/09 (ot) (9 rec., 1 TD)
119, K. Pitts, ATL vs. NYJ 10/10 (9 rec., 1 TD)
119, Kelce, KC at LV 11/14 (8 rec., 0 TD)
118, Jefferson, MIN vs. SEA 09/26 (9 rec., 1 TD)
118, Kupp, LAR vs. SF 01/09 (ot) (7 rec., 1 TD)
118, Boyd, CIN vs. JAX 09/30 (9 rec., 0 TD)
117, Watkins, PHI vs. SF 09/19 (2 rec., 0 TD)
117, Renfrow, LV at KC 12/12 (13 rec., 1 TD)
117, Knox, BUF at KC 10/10 (3 rec., 1 TD)
116, Waller, LV vs. CIN 11/21 (7 rec., 0 TD)
116, Golladay, NYG at NO 10/03 (ot) (6 rec., 0 TD)
116, Smith, PHI vs. LAC 11/07 (5 rec., 1 TD)
116, Jefferson, MIN vs. LAR 12/26 (8 rec., 0 TD)
116, Brown, BAL vs. MIN 11/07 (ot) (9 rec., 0 TD)
116, Taylor, IND at BAL 10/11 (ot) (3 rec., 1 TD)
115, Adams, GB at MIN 11/21 (7 rec., 2 TD)
115, Kupp, LAR at HOU 10/31 (7 rec., 1 TD)
115, Gesicki, MIA at JAX 10/17 (8 rec., 0 TD)
115, Lockett, SEA vs. ARI 11/21 (4 rec., 0 TD)
115, Andrews, BAL at CLE 12/12 (11 rec., 1 TD)
115, Raymond, DET at LAR 10/24 (6 rec., 0 TD)
115, Gronkowski, TB at NYJ 01/02 (7 rec., 0 TD)
114, Adams, GB vs. CLE 12/25 (10 rec., 2 TD)
114, Higgins, CIN vs. PIT 11/28 (6 rec., 1 TD)
114, Higgins, CIN vs. SF 12/12 (ot) (5 rec., 0 TD)
114, Moore, ARI vs. MIN 09/19 (7 rec., 1 TD)
114, Diggs, BUF vs. HOU 10/03 (7 rec., 0 TD)
113, Amendola, HOU vs. TEN 01/09 (7 rec., 2 TD)
113, Shepard, NYG vs. DEN 09/12 (7 rec., 1 TD)
113, Ruggs III, LV at PIT 09/19 (5 rec., 1 TD)
113, Evans, TB vs. MIA 10/10 (6 rec., 2 TD)
113, D.J. Moore, CAR at DAL 10/03 (8 rec., 2 TD)
113, Brown, BAL vs. KC 09/19 (6 rec., 1 TD)
112, Callaway, NO at TB 12/19 (6 rec., 0 TD)
112, Allen, LAC vs. PIT 11/21 (9 rec., 0 TD)
112, Cooks, HOU vs. CAR 09/23 (9 rec., 0 TD)
112, Lamb, DAL at MIN 10/31 (6 rec., 0 TD)
112, Green, ARI at JAX 09/26 (5 rec., 0 TD)
111, C. Davis, NYJ vs. TEN 10/03 (ot) (4 rec., 1 TD)
111, Landry, CLE at BAL 11/28 (6 rec., 0 TD)
111, Godwin, TB vs. CHI 10/24 (8 rec., 1 TD)
111, St. Brown, DET at SEA 01/02 (8 rec., 1 TD)
110, Beasley, BUF vs. MIA 10/31 (10 rec., 0 TD)
110, Williams, LAC at CIN 12/05 (5 rec., 0 TD)
109, St. Brown, DET vs. GB 01/09 (8 rec., 1 TD)
109, Andrews, BAL at DET 09/26 (5 rec., 0 TD)
109, Kupp, LAR at MIN 12/26 (10 rec., 0 TD)
109, Kelce, KC at BAL 09/19 (7 rec., 1 TD)
109, C. Moore, HOU vs. NE 10/10 (5 rec., 1 TD)
108, Kupp, LAR vs. CHI 09/12 (7 rec., 1 TD)
108, Allen, LAC vs. DAL 09/19 (4 rec., 0 TD)
107, Westbrook-Ikhine, TEN vs. HOU 11/21 (7 rec., 0 TD)
107, Aiyuk, SF at LAR 01/09 (ot) (6 rec., 0 TD)
107, Jefferson, MIN vs. CHI 01/09 (5 rec., 1 TD)
107, Metcalf, SEA at MIN 09/26 (6 rec., 1 TD)
107, McLaurin, WAS vs. NYG 09/16 (11 rec., 1 TD)
106, Evans, TB at LAR 09/26 (8 rec., 0 TD)
106, Gallup, DAL vs. LV 11/25 (ot) (5 rec., 0 TD)
105, Goedert, PHI at NYJ 12/05 (6 rec., 2 TD)
105, Godwin, TB vs. BUF 12/12 (ot) (10 rec., 0 TD)
105, Pittman, IND at SF 10/24 (4 rec., 1 TD)
105, D. Johnson, PIT vs. LV 09/19 (9 rec., 0 TD)
105, Waller, LV vs. BAL 09/13 (ot) (10 rec., 1 TD)
105, Davis, BUF at NYJ 11/14 (3 rec., 0 TD)
105, Godwin, TB vs. DAL 09/09 (9 rec., 1 TD)
105, D. Johnson, PIT vs. BAL 12/05 (8 rec., 2 TD)
104, Lamb, DAL at TB 09/09 (7 rec., 1 TD)
104, Goodwin, CHI vs. BAL 11/21 (4 rec., 1 TD)
104, Allen, LAC at PHI 11/07 (12 rec., 0 TD)
104, Kelce, KC vs. LAC 09/26 (7 rec., 0 TD)
104, Adams, GB vs. LAR 11/28 (8 rec., 0 TD)
104, Kirk, ARI at JAX 09/26 (7 rec., 0 TD)

104, C. Wilson, DAL vs. LV 11/25 (ot) (7 rec., 0 TD)
103, D.J. Moore, CAR at MIA 11/28 (4 rec., 0 TD)
103, Smith-Marsette, MIN vs. CHI 01/09 (3 rec., 1 TD)
103, McLaurin, WAS at CAR 11/21 (5 rec., 1 TD)
103, Hardman, KC at DEN 01/08 (8 rec., 0 TD)
103, Bateman, BAL at CLE 12/12 (7 rec., 0 TD)
102, Cooks, HOU at JAX 12/19 (7 rec., 2 TD)
102, D. Jackson, LV at DAL 11/25 (ot) (3 rec., 1 TD)
102, Renfrow, LV vs. WAS 12/05 (9 rec., 0 TD)
102, K. Pitts, ATL vs. DET 12/26 (6 rec., 0 TD)
102, Green, ARI vs. LAR 12/13 (7 rec., 0 TD)
102, Harris, PIT vs. CIN 09/26 (14 rec., 0 TD)
101, Darre. Williams, KC at LV 11/14 (9 rec., 1 TD)
101, Peoples-Jones, CLE vs. ARI 10/17 (4 rec., 2 TD)
101, Raymond, DET vs. GB 01/09 (4 rec., 1 TD)
101, Kittle, SF vs. ARI 11/07 (6 rec., 1 TD)
101, Chase, CIN vs. MIN 09/12 (ot) (5 rec., 1 TD)
101, D. Johnson, PIT at LAC 11/21 (7 rec., 1 TD)
101, A. Brown, TB at CAR 12/26 (10 rec., 0 TD)
101, Cooks, HOU vs. SEA 12/12 (8 rec., 0 TD)
100, Samuel, SF vs. IND 10/24 (7 rec., 1 TD)
100, M. Johnson, TEN vs. NO 11/14 (5 rec., 0 TD)
100, M. Jones, JAX vs. MIA 10/17 (7 rec., 1 TD)
100, Lockett, SEA at IND 09/12 (4 rec., 2 TD)
100, Allen, LAC at WAS 09/12 (9 rec., 0 TD)

WEEK 18 / THROUGH SUNDAY, JANUARY 9, 2022

100-Yard Rushing Games

205, Cook, MIN vs. PIT 12/09 (27 att., 2 TD)
190, Penny, SEA at ARI 01/09 (23 att., 1 TD)
188, Harris, PIT vs. CLE 01/03 (28 att., 1 TD)
185, Taylor, IND at BUF 11/21 (32 att., 4 TD)
182, Henry, TEN at SEA 09/19 (ot) (35 att., 3 TD)
172, Taylor, IND vs. NYJ 11/04 (19 att., 2 TD)
170, Taylor, IND vs. NE 12/18 (29 att., 1 TD)
170, Penny, SEA vs. DET 01/02 (25 att., 2 TD)
165, Mixon, CIN vs. PIT 11/28 (28 att., 2 TD)
161, Chubb, CLE at LAC 10/10 (21 att., 1 TD)
157, Henry, TEN at NYJ 10/03 (ot) (33 att., 1 TD)
150, L. Murray, BAL vs. PIT 01/09 (ot) (16 att., 1 TD)
149, J. Robinson, JAX vs. TEN 10/10 (18 att., 1 TD)
149, Burkhead, HOU vs. LAC 12/26 (22 att., 2 TD)
146, Gibson, WAS at NYG 01/09 (21 att., 1 TD)
146, Kamara, NO at ATL 01/09 (30 att., 0 TD)
146, D. Johnson, CLE vs. DEN 10/21 (22 att., 1 TD)
145, Taylor, IND vs. HOU 10/17 (14 att., 2 TD)
143, Henry, TEN vs. BUF 10/18 (20 att., 3 TD)
143, Elliott, DAL vs. CAR 10/03 (20 att., 1 TD)
143, Taylor, IND at HOU 12/05 (32 att., 2 TD)
140, Cook, MIN at CAR 10/17 (ot) (29 att., 1 TD)
137, Mitchell, SF at CHI 10/31 (18 att., 1 TD)
137, Penny, SEA at HOU 12/12 (16 att., 2 TD)
137, Chubb, CLE at CIN 11/07 (14 att., 2 TD)
136, Swift, DET at CLE 11/21 (14 att., 1 TD)
135, Penny, SEA vs. CHI 12/26 (17 att., 1 TD)
133, Mitchell, SF vs. MIN 11/28 (27 att., 1 TD)
132, Foreman, TEN vs. MIA 01/02 (26 att., 1 TD)
132, Jacobs, LV vs. LAC 01/09 (ot) (26 att., 1 TD)
131, Sanders, PHI vs. WAS 12/21 (18 att., 0 TD)
131, Michel, LAR at MIN 12/26 (27 att., 1 TD)
131, Cook, MIN at ARI 09/19 (22 att., 0 TD)
131, Hilliard, TEN at NE 11/28 (12 att., 1 TD)
130, Swift, DET at PIT 11/14 (ot) (33 att., 0 TD)
130, Henry, TEN at JAX 10/10 (29 att., 3 TD)
130, Chubb, CLE vs. DET 11/21 (22 att., 0 TD)
129, Jacobs, LV vs. DEN 12/26 (27 att., 0 TD)
127, Mixon, CIN vs. MIN 09/12 (ot) (29 att., 1 TD)
126, Chubb, CLE at GB 12/25 (17 att., 1 TD)
123, Mixon, CIN at LV 11/21 (30 att., 2 TD)
123, D. Johnson, CLE vs. CIN 01/09 (25 att., 1 TD)
122, Harris, PIT vs. DEN 10/10 (23 att., 1 TD)
121, Michel, LAR vs. JAX 12/05 (24 att., 1 TD)
120, Kamara, NO vs. NYG 10/03 (ot) (26 att., 0 TD)
120, Edmonds, ARI at LAR 10/03 (12 att., 0 TD)
120, Kamara, NO at NYJ 12/12 (27 att., 1 TD)
120, Sanders, PHI at NYJ 12/05 (24 att., 0 TD)
120, L. Jackson, BAL vs. MIN 11/07 (ot) (21 att., 0 TD)
119, Mitchell, SF vs. HOU 01/02 (21 att., 0 TD)
118, Michael Carter, NYJ vs. JAX 12/26 (16 att., 0 TD)
117, Ekeler, LAC vs. LV 10/04 (15 att., 1 TD)
117, D. Johnson, MIA vs. NE 01/09 (25 att., 1 TD)
116, Taylor, IND vs. JAX 11/14 (21 att., 1 TD)
113, Fournette, TB vs. BUF 12/12 (ot) (19 att., 1 TD)
113, Henry, TEN vs. IND 09/26 (28 att., 0 TD)
113, Mattison, MIN vs. DET 10/10 (25 att., 0 TD)
112, C. Reynolds, DET vs. ARI 12/19 (26 att., 0 TD)
112, Mattison, MIN vs. SEA 09/26 (26 att., 0 TD)
111, Barber, LV vs. MIA 09/26 (ot) (23 att., 1 TD)
111, M. Gordon, DEN vs. DET 12/12 (24 att., 2 TD)
111, Gibson, WAS vs. SEA 11/29 (29 att., 0 TD)
111, J. Williams, DEN at DAL 11/07 (17 att., 0 TD)
111, Harris, NE at BUF 12/06 (10 att., 1 TD)
110, Elliott, DAL vs. NYG 10/10 (21 att., 1 TD)
110, Cook, MIN at BAL 11/07 (ot) (17 att., 0 TD)
110, Je. Wilson, SF vs. ATL 12/19 (21 att., 1 TD)
110, M. Gordon, DEN vs. KC 01/08 (12 att., 1 TD)
110, Singletary, BUF vs. ATL 01/02 (23 att., 2 TD)
109, Allen, BUF at TB 12/12 (ot) (12 att., 1 TD)
109, Pollard, DAL at LAC 09/19 (13 att., 1 TD)
109, Foreman, TEN at NE 11/28 (19 att., 0 TD)
108, Taylor, IND vs. LV 01/02 (20 att., 1 TD)
108, Patterson, ATL at JAX 11/28 (16 att., 2 TD)
108, Taylor, IND at ARI 12/25 (27 att., 0 TD)
108, Montgomery, CHI at LAR 09/12 (16 att., 1 TD)

108, Foreman, TEN at PIT 12/19 (22 att., 0 TD)
107, Stevenson, NE vs. JAX 01/02 (19 att., 2 TD)
107, Mitchell, SF vs. IND 10/24 (18 att., 1 TD)
107, Taylor, IND at SF 10/24 (18 att., 1 TD)
107, L. Jackson, BAL vs. KC 09/19 (16 att., 2 TD)
107, D. Johnson, MIA vs. NYJ 12/19 (22 att., 2 TD)
106, Montgomery, CHI vs. DET 10/03 (23 att., 2 TD)
106, Harris, NE vs. NYJ 10/24 (14 att., 2 TD)
105, Harris, PIT vs. DET 11/14 (ot) (26 att., 0 TD)
104, Mitchell, SF at DET 09/12 (19 att., 1 TD)
103, Jones, GB at CIN 10/10 (ot) (14 att., 0 TD)
103, Harris, NE vs. BUF 12/26 (18 att., 3 TD)
103, Taylor, IND at MIA 10/03 (16 att., 1 TD)
103, Fields, CHI vs. SF 10/31 (10 att., 1 TD)
102, Edwards-Helaire, KC at PHI 10/03 (14 att., 0 TD)
102, J. Williams, DEN at KC 12/05 (23 att., 0 TD)
102, Barkley, NYG at CHI 01/02 (21 att., 0 TD)
101, M. Gordon, DEN at NYG 09/12 (11 att., 1 TD)
101, Collins, SEA at PIT 10/17 (ot) (20 att., 1 TD)
101, Hill, NO vs. DAL 12/02 (11 att., 0 TD)
101, Harris, NE vs. DAL 10/17 (ot) (18 att., 1 TD)
101, Hubbard, CAR vs. PHI 10/10 (24 att., 0 TD)
100, Edwards-Helaire, KC vs. LAC 09/26 (17 att., 0 TD)
100, Stevenson, NE vs. CLE 11/14 (20 att., 2 TD)
100, Fournette, TB at IND 11/28 (17 att., 3 TD)
100, Herbert, CHI at TB 10/24 (18 att., 0 TD)
100, Chubb, CLE at MIN 10/03 (21 att., 0 TD)
100, Harris, NE vs. MIA 09/12 (23 att., 0 TD)

WEEK 18 / THROUGH SUNDAY, JANUARY 9, 2022

AFC / LEADING PASSERS

Player, Team	Att	Comp	Pct		Avg		Pct			Pct Rating	
			Comp	Yds	Gain	TD	TD	Long	Int	Int	Points
Burrow, Cin.	520	366	70.4	4611	8.87	34	6.5	82t	14	2.7	108.3
Mahomes, K.C.	658	436	66.3	4839	7.35	37	5.6	75t	13	2.0	98.5
Herbert, LA-C	672	443	65.9	5014	7.46	38	5.7	72t	15	2.2	97.7
Bridgewater, Den.	426	285	66.9	3052	7.16	18	4.2	64	7	1.6	94.9
Wentz, Ind.	516	322	62.4	3563	6.91	27	5.2	76t	7	1.4	94.6
Carr, L.V.	626	428	68.4	4804	7.67	23	3.7	61t	14	2.2	94.0
*M. Jones, N.E.	521	352	67.6	3801	7.30	22	4.2	75t	13	2.5	92.5
Allen, Buf.	646	409	63.3	4407	6.82	36	5.6	61	15	2.3	92.2
Tagovailoa, Mia.	388	263	67.8	2653	6.84	16	4.1	65t	10	2.6	90.1
Tannehill, Ten.	531	357	67.2	3734	7.03	21	4.0	57t	14	2.6	89.6
*Mills, Hou.	394	263	66.8	2664	6.76	16	4.1	67t	10	2.5	88.8
L. Jackson, Bal.	382	246	64.4	2882	7.54	16	4.2	49t	13	3.4	87.0
Roethlisberger, Pit.	605	390	64.5	3740	6.18	22	3.6	59	10	1.7	86.8
Mayfield, Cle.	418	253	60.5	3010	7.20	17	4.1	71t	13	3.1	83.1
*Lawrence, Jac.	602	359	59.6	3641	6.05	12	2.0	58	17	2.8	71.9
*Z. Wilson, NY-J	383	213	55.6	2334	6.09	9	2.3	54	11	2.9	69.7

AFC / LEADING PASSERS, RANKS

Player, Team	Att	Comp	Pct		Avg		Pct			Pct Rating	
			Comp	Yds	Gain	TD	TD	Long	Int	Int	Points
Burrow, Cin.	9	6	1	4	1	4	1		11t	12	1
Mahomes, K.C.	2	2	8	2	5	2	3		7t	4	2
Herbert, LA-C	1	1	9	1	4	1	2		14t	5	3
Bridgewater, Den.	11	11	6	11	8	10	6		1t	2	4
Wentz, Ind.	10	10	13	10	10	5	5		1t	1	5
Carr, L.V.	4	3	2	3	2	6	13		11t	6	6
*M. Jones, N.E.	8	9	4	6	6	7t	7		7t	8	7
Allen, Buf.	3	4	12	5	12	3	4		14t	7	8
Tagovailoa, Mia.	14	12t	3	15	11	12t	9		3t	10	9
Tannehill, Ten.	7	8	5	8	9	9	12		11t	11	10
*Mills, Hou.	13	12t	7	14	13	12t	11		3t	9	11
L. Jackson, Bal.	16	15	11	13	3	12t	8		7t	16	12
Roethlisberger, Pit.	5	5	10	7	14	7t	14		3t	3	13
Mayfield, Cle.	12	14	14	12	7	11	10		7t	15	14
*Lawrence, Jac.	6	7	15	9	16	15	16		16	13	15
*Z. Wilson, NY-J	15	16	16	16	15	16	15		6	14	16

WEEK 18 / THROUGH SUNDAY, JANUARY 9, 2022

AFC / FOURTH-QUARTER PASSING LEADERS

Rank	Player, Team	Att	Comp	Comp%	Yards	YPA	TD	TD%	Int	Int%	Rating
1)	Allen, Buf.	135	96	71.1	1027	7.61	10	7.4	0	0.0	117.7
2)	Mahomes, K.C.	121	81	66.9	979	8.09	11	9.1	2	1.7	115.0
3)	Roethlisberger, Pit.	189	132	69.8	1375	7.28	12	6.3	1	0.5	109.6
4)	Burrow, Cin.	123	82	66.7	1081	8.79	10	8.1	6	4.9	101.0
5)	Bridgewater, Den.	122	84	68.9	928	7.61	8	6.6	4	3.3	99.4
6)	Carr, L.V.	164	116	70.7	1375	8.38	5	3.0	4	2.4	96.0
7)	Herbert, LA-C	201	125	62.2	1583	7.88	14	7.0	7	3.5	95.4
8)	*M. Jones, N.E.	129	81	62.8	914	7.09	8	6.2	3	2.3	94.9
9)	Tagovailoa, Mia.	98	67	68.4	743	7.58	7	7.1	5	5.1	93.2
10)	Wentz, Ind.	124	77	62.1	957	7.72	5	4.0	3	2.4	89.3
11)	*Mills, Hou.	148	96	64.9	989	6.68	7	4.7	4	2.7	88.5
12)	Brissett, Mia.	50	33	66.0	310	6.20	2	4.0	1	2.0	87.9
13)	Tannehill, Ten.	122	85	69.7	903	7.40	5	4.1	5	4.1	87.6
14)	L. Jackson, Bal.	100	62	62.0	724	7.24	5	5.0	4	4.0	83.9
15)	Lock, Den.	43	25	58.1	326	7.58	1	2.3	1	2.3	80.2
16)	*Z. Wilson, NY-J	138	75	54.3	894	6.48	4	2.9	3	2.2	75.0
17)	Huntley, Bal.	72	46	63.9	404	5.61	1	1.4	2	2.8	71.8
18)	*Lawrence, Jac.	195	110	56.4	1123	5.76	3	1.5	5	2.6	67.5
19)	Mayfield, Cle.	110	56	50.9	607	5.52	4	3.6	4	3.6	64.5

AFC / THIRD-DOWN PASSING LEADERS

Rank	Player, Team	Att	Comp	Comp%	Yards	YPA	TD	TD%	Int	Int%	Rating
1)	Burrow, Cin.	131	95	72.5	1332	10.17	8	6.1	5	3.8	109.3
2)	Herbert, LA-C	169	105	62.1	1357	8.03	13	7.7	5	3.0	100.6
3)	Wentz, Ind.	137	77	56.2	994	7.26	10	7.3	1	0.7	100.4
4)	Mahomes, K.C.	147	97	66.0	1259	8.56	13	8.8	8	5.4	99.6
5)	Bridgewater, Den.	121	80	66.1	802	6.63	6	5.0	2	1.7	94.4
6)	Allen, Buf.	155	86	55.5	1008	6.50	15	9.7	6	3.9	91.5
7)	*M. Jones, N.E.	133	85	63.9	949	7.14	8	6.0	5	3.8	89.5
8)	Roethlisberger, Pit.	181	117	64.6	1167	6.45	8	4.4	4	2.2	88.3
9)	Carr, L.V.	143	87	60.8	1232	8.62	7	4.9	6	4.2	87.5
10)	*Mills, Hou.	110	70	63.6	749	6.81	6	5.5	5	4.5	82.7
11)	Tagovailoa, Mia.	99	59	59.6	626	6.32	6	6.1	4	4.0	81.5
12)	Tannehill, Ten.	161	109	67.7	1145	7.11	7	4.3	10	6.2	76.7
13)	L. Jackson, Bal.	86	49	57.0	558	6.49	5	5.8	6	7.0	66.9
14)	*Z. Wilson, NY-J	100	52	52.0	553	5.53	3	3.0	3	3.0	66.0
15)	*Lawrence, Jac.	153	78	51.0	848	5.54	2	1.3	3	2.0	63.8
16)	Mayfield, Cle.	100	50	50.0	571	5.71	3	3.0	6	6.0	52.5

WEEK 18 / THROUGH SUNDAY, JANUARY 9, 2022**AFC / LEADING RUSHERS**

Rank	Player, Team	Att	Yards	Avg	Long	TD
1)	Taylor, Ind.	332	1811	5.5	83	18
2)	Chubb, Cle.	228	1259	5.5	70t	8
3)	Mixon, Cin.	292	1205	4.1	32	13
4)	*Harris, Pit.	307	1200	3.9	37t	7
5)	Henry, Ten.	219	937	4.3	76t	10
6)	Harris, N.E.	202	929	4.6	64t	15
7)	M. Gordon, Den.	203	918	4.5	70t	8
8)	Ekeler, LA-C	206	911	4.4	28	12
9)	*J. Williams, Den.	203	903	4.4	49	4
10)	Jacobs, L.V.	217	872	4.0	28	9
11)	Singletary, Buf.	188	870	4.6	46t	7
12t)	L. Jackson, Bal. (QB)	133	767	5.8	31	2
12t)	J. Robinson, Jac.	164	767	4.7	58	8
14)	Allen, Buf. (QB)	122	763	6.3	34	6
15)	*Michael Carter, NY-J	147	639	4.3	55	4
16)	Gaskin, Mia.	173	612	3.5	30	3
17)	*Stevenson, N.E.	133	606	4.6	21	5
18)	Freeman, Bal.	133	576	4.3	32	5
19)	Foreman, Ten.	133	566	4.3	35	3
20)	Darre. Williams, K.C.	144	558	3.9	21	6
21)	D. Johnson, Cle.	100	534	5.3	30	3
22)	Edwards-Helaire, K.C.	119	517	4.3	17	4
23)	L. Murray, Bal.	119	501	4.2	46t	6
24)	Burkhead, Hou.	122	427	3.5	36	3
25)	Hunt, Cle.	78	386	4.9	33	5
26)	Mahomes, K.C. (QB)	66	381	5.8	32	2
27)	Jackson, LA-C	68	364	5.4	75	2
28)	Coleman, NY-J	84	356	4.2	20	0
29)	Hilliard, Ten.	56	350	6.3	68t	2
30)	Moss, Buf.	96	345	3.6	17	4
31)	*Lawrence, Jac. (QB)	73	334	4.6	26	2
32)	D. Johnson, Jac.-Mia.	71	330	4.6	27	3
33)	Herbert, LA-C (QB)	63	302	4.8	36	3
34)	Huntley, Bal. (QB)	47	294	6.3	21	2
35)	Hines, Ind.	56	276	4.9	34t	2
36)	Tannehill, Ten. (QB)	55	270	4.9	28	7
37)	Gore, K.C.	51	256	5.0	51t	2
38)	Drake, L.V.	63	254	4.0	21	2
39)	Hyde, Jac.	72	253	3.5	18	1
40)	Lindsay, Hou.-Mia.	88	249	2.8	35	1
41)	Perine, Cin.	55	246	4.5	46t	1
42)	T. Johnson, NY-J	61	238	3.9	24	2
43)	D. Johnson, Hou.	67	228	3.4	15	0
44)	Bolden, N.E.	44	226	5.1	24	1
45)	Wentz, Ind. (QB)	57	215	3.8	18	1
46)	Barber, L.V.	55	212	3.9	27	2
47t)	T. Williams, Bal.	35	185	5.3	35t	1
47t)	*Z. Wilson, NY-J (QB)	29	185	6.4	52t	4
49)	Freeman, Car.-Hou.	56	169	3.0	13	0
50)	McNichols, Ten.	41	156	3.8	14	0

AFC / THIRD-AND-ONE RUSHING LEADERS

Rank	Player, Team	Att	FD	Pct
1t)	Burton, K.C.	7	7	100.0
1t)	Bridgewater, Den.	5	5	100.0
1t)	Herbert, LA-C	5	5	100.0
4)	Henry, Ten.	9	8	88.9
5)	Tannehill, Ten.	8	7	87.5
6t)	*M. Jones, N.E.	7	6	85.7
6t)	Darre. Williams, K.C.	7	6	85.7
8)	Harris, N.E.	6	5	83.3
9)	Taylor, Ind.	17	13	76.5
10)	Burkhead, Hou.	12	9	75.0
11)	Mixon, Cin.	10	6	60.0
12)	Jacobs, L.V.	9	5	55.6
13)	*Harris, Pit.	12	6	50.0

WEEK 18 / THROUGH SUNDAY, JANUARY 9, 2022

AFC / LEADERS IN RECEPTIONS

Rank	Player, Team	Rec	Yards	Avg	Long	TD
1)	Hill, K.C.	111	1239	11.2	75t	9
2t)	Andrews, Bal. (TE)	107	1361	12.7	43	9
2t)	D. Johnson, Pit.	107	1161	10.9	50t	8
4)	Allen, LA-C	106	1138	10.7	42	6
5)	*Waddle, Mia.	104	1015	9.8	57	6
6t)	Diggs, Buf.	103	1225	11.9	61	10
6t)	Renfrow, L.V.	103	1038	10.1	54	9
8)	Kelce, K.C. (TE)	92	1125	12.2	69	9
9)	Brown, Bal.	91	1008	11.1	49t	6
10)	Cooks, Hou.	90	1037	11.5	52	6
11)	Pittman, Ind.	88	1082	12.3	57	6
12)	Meyers, N.E.	83	866	10.4	39	2
13)	Beasley, Buf.	82	693	8.5	29t	1
14)	*Chase, Cin.	81	1455	18.0	82t	13
15)	Williams, LA-C	76	1146	15.1	72t	9
16t)	Higgins, Cin.	74	1091	14.7	54	6
16t)	*Harris, Pit. (RB)	74	467	6.3	25t	3
18t)	M. Jones, Jac.	73	832	11.4	33	4
18t)	Gesicki, Mia. (TE)	73	780	10.7	40	2
20)	Ekeler, LA-C (RB)	70	647	9.2	40	8
21)	Fant, Den. (TE)	68	670	9.9	35	4
22)	Boyd, Cin.	67	828	12.4	68t	5
23t)	A.J. Brown, Ten.	63	869	13.8	57t	5
23t)	Shenault, Jac.	63	619	9.8	58	0
25)	*Freiermuth, Pit. (TE)	60	497	8.3	24	7
26t)	Claypool, Pit.	59	860	14.6	59	2
26t)	Hardman, K.C.	59	693	11.7	53	2
28)	Sutton, Den.	58	776	13.4	55	2
29t)	Bourne, N.E.	55	800	14.5	75t	5
29t)	Waller, L.V. (TE)	55	665	12.1	33	2
31)	Jacobs, L.V. (RB)	54	348	6.4	29	0
32)	T. Patrick, Den.	53	734	13.8	44t	5
33)	Landry, Cle.	52	570	11.0	38	2
34)	Crowder, NY-J	51	447	8.8	29	2
35)	Henry, N.E. (TE)	50	603	12.1	35	9
36t)	Knox, Buf. (TE)	49	587	12.0	53t	9
36t)	Uzomah, Cin. (TE)	49	493	10.1	55t	5
36t)	Gaskin, Mia. (RB)	49	234	4.8	24t	4
39)	Cook, LA-C (TE)	48	564	11.8	42	4
40t)	Jones, L.V.	47	546	11.6	43	1
40t)	Darre. Williams, K.C. (RB)	47	452	9.6	38t	2
42t)	*Bateman, Bal.	46	515	11.2	36	1
42t)	Berrios, NY-J	46	431	9.4	46	2
44t)	*Moore, NY-J	43	538	12.5	62t	5
44t)	*J. Williams, Den. (RB)	43	316	7.3	42	3
46t)	Sanders, Buf.	42	626	14.9	41	4
46t)	Pringle, K.C.	42	568	13.5	40t	5
46t)	Mixon, Cin. (RB)	42	314	7.5	52	3
49)	Bolden, N.E. (RB)	41	405	9.9	28	2
50t)	Parker, Mia.	40	515	12.9	42	2
50t)	Taylor, Ind. (RB)	40	360	9.0	76t	2
50t)	Hines, Ind. (RB)	40	310	7.8	36	1
50t)	Singletary, Buf. (RB)	40	228	5.7	19	1

WEEK 18 / THROUGH SUNDAY, JANUARY 9, 2022**AFC / RECEIVING YARDAGE LEADERS**

Rank	Player, Team	Yards	Rec	Avg	Long	TD
1)	*Chase, Cin.	1455	81	18.0	82t	13
2)	Andrews, Bal. (TE)	1361	107	12.7	43	9
3)	Hill, K.C.	1239	111	11.2	75t	9
4)	Diggs, Buf.	1225	103	11.9	61	10
5)	D. Johnson, Pit.	1161	107	10.9	50t	8
6)	Williams, LA-C	1146	76	15.1	72t	9
7)	Allen, LA-C	1138	106	10.7	42	6
8)	Kelce, K.C. (TE)	1125	92	12.2	69	9
9)	Higgins, Cin.	1091	74	14.7	54	6
10)	Pittman, Ind.	1082	88	12.3	57	6
11)	Renfrow, L.V.	1038	103	10.1	54	9
12)	Cooks, Hou.	1037	90	11.5	52	6
13)	*Waddle, Mia.	1015	104	9.8	57	6
14)	Brown, Bal.	1008	91	11.1	49t	6
15)	A.J. Brown, Ten.	869	63	13.8	57t	5
16)	Meyers, N.E.	866	83	10.4	39	2
17)	Claypool, Pit.	860	59	14.6	59	2
18)	M. Jones, Jac.	832	73	11.4	33	4
19)	Boyd, Cin.	828	67	12.4	68t	5
20)	Bourne, N.E.	800	55	14.5	75t	5
21)	Gesicki, Mia. (TE)	780	73	10.7	40	2
22)	Sutton, Den.	776	58	13.4	55	2
23)	T. Patrick, Den.	734	53	13.8	44t	5
24t)	Beasley, Buf.	693	82	8.5	29t	1
24t)	Hardman, K.C.	693	59	11.7	53	2
26)	Fant, Den. (TE)	670	68	9.9	35	4
27)	Waller, L.V. (TE)	665	55	12.1	33	2
28)	Ekeler, LA-C (RB)	647	70	9.2	40	8
29)	Sanders, Buf.	626	42	14.9	41	4
30)	Shenault, Jac.	619	63	9.8	58	0
31)	Henry, N.E. (TE)	603	50	12.1	35	9
32)	Peoples-Jones, Cle.	597	34	17.6	60t	3
33)	Knox, Buf. (TE)	587	49	12.0	53t	9
34)	Edwards, L.V.	571	34	16.8	51	3
35)	Landry, Cle.	570	52	11.0	38	2
36)	Pringle, K.C.	568	42	13.5	40t	5
37)	Cook, LA-C (TE)	564	48	11.8	42	4
38)	Davis, Buf.	549	35	15.7	49	6
39)	Jones, L.V.	546	47	11.6	43	1
40)	*Moore, NY-J	538	43	12.5	62t	5
41t)	*Bateman, Bal.	515	46	11.2	36	1
41t)	Parker, Mia.	515	40	12.9	42	2
43)	*Freiermuth, Pit. (TE)	497	60	8.3	24	7
44)	Uzomah, Cin. (TE)	493	49	10.1	55t	5
45)	C. Davis, NY-J	492	34	14.5	53t	4
46)	Westbrook-Ikhine, Ten.	476	38	12.5	46	4
47)	Njoku, Cle. (TE)	475	36	13.2	71t	4
48)	Agholor, N.E.	473	37	12.8	44	3
49)	Ruggs III, L.V.	469	24	19.5	61t	2
50t)	*Harris, Pit. (RB)	467	74	6.3	25t	3
50t)	Jeudy, Den.	467	38	12.3	40	0

WEEK 18 / THROUGH SUNDAY, JANUARY 9, 2022

AFC / THIRD-DOWN RECEIVING LEADERS

Rank	Player, Team	Rec	Yards	Avg	Long	TD
1)	Renfrow, L.V.	33	333	10.1	25	3
2t)	Allen, LA-C	31	414	13.4	42	2
2t)	*Waddle, Mia.	31	273	8.8	25	2
4t)	Hill, K.C.	30	429	14.3	44t	3
4t)	D. Johnson, Pit.	30	393	13.1	50t	3
6)	Cooks, Hou.	29	459	15.8	52	5
7t)	Pittman, Ind.	25	376	15.0	57	2
7t)	Meyers, N.E.	25	296	11.8	28	0
9t)	*Chase, Cin.	24	452	18.8	82t	3
9t)	*Freiermuth, Pit. (TE)	24	166	6.9	14	2
11)	Diggs, Buf.	23	277	12.0	61	5
12t)	Kelce, K.C. (TE)	22	276	12.5	69	4
12t)	Boyd, Cin.	22	275	12.5	32	2
12t)	A.J. Brown, Ten.	22	240	10.9	42	1
15t)	Claypool, Pit.	21	304	14.5	40	1
15t)	Brown, Bal.	21	193	9.2	42t	2
15t)	Firkser, Ten. (TE)	21	186	8.9	24	1
15t)	*Harris, Pit. (RB)	21	154	7.3	25t	2
19t)	Andrews, Bal. (TE)	19	286	15.1	43	1
19t)	Shenault, Jac.	19	214	11.3	24	0
21)	Bolden, N.E. (RB)	18	191	10.6	28	2
22t)	Gesicki, Mia. (TE)	17	186	10.9	20	0
22t)	Fant, Den. (TE)	17	123	7.2	12	1
24t)	M. Jones, Jac.	16	228	14.3	25t	2
24t)	Beasley, Buf.	16	160	10.0	29t	1
26t)	Williams, LA-C	15	299	19.9	72t	3
26t)	Higgins, Cin.	15	255	17.0	52	0
26t)	McNichols, Ten. (RB)	15	145	9.7	27	1
26t)	Ekeler, LA-C (RB)	15	139	9.3	40	1
26t)	Henry, N.E. (TE)	15	133	8.9	15	4
31t)	Westbrook-Ikhine, Ten.	14	194	13.9	36	2
31t)	McCloud, Pit.	14	112	8.0	24	0
33t)	Bourne, N.E.	13	237	18.2	46	2
33t)	T. Patrick, Den.	13	168	12.9	31	0
33t)	Cook, LA-C (TE)	13	147	11.3	23	3
33t)	T. Johnson, NY-J (RB)	13	126	9.7	22t	1
33t)	Perine, Cin. (RB)	13	111	8.5	23	0
33t)	*J. Williams, Den. (RB)	13	107	8.2	14	2
33t)	M. Gordon, Den. (RB)	13	85	6.5	21	1
40t)	Parker, Mia.	12	147	12.3	30	1
40t)	Berrios, NY-J	12	130	10.8	27	2
40t)	Sutton, Den.	12	126	10.5	31	0
40t)	Crowder, NY-J	12	109	9.1	21	0
40t)	D. Johnson, Hou. (RB)	12	83	6.9	16	1
40t)	Burkhead, Hou. (RB)	12	76	6.3	20	0
46t)	Davis, Buf.	11	194	17.6	37	2
46t)	Peoples-Jones, Cle.	11	169	15.4	34	1
46t)	Jones, L.V.	11	151	13.7	43	0
46t)	Jeudy, Den.	11	143	13.0	28	0
46t)	Arnold, Car.-Jac. (TE)	11	124	11.3	28	0
46t)	Treadwell, Jac.	11	116	10.5	28	0

WEEK 18 / THROUGH SUNDAY, JANUARY 9, 2022

AFC / LEADING SCORERS, NONKICKERS

Rank	Player, Team	TD	Rush	Rec	Ret	X2	Pts
1)	Ekeler, LA-C (RB)	20	12	8	0	2	124
2)	Taylor, Ind. (RB)	20	18	2	0	0	120
3)	Mixon, Cin. (RB)	16	13	3	0	0	96
4)	Harris, N.E. (RB)	15	15	0	0	0	90
5)	*Chase, Cin. (WR)	13	0	13	0	0	78
6)	Henry, Ten. (RB)	10	10	0	0	1	62
7t)	Diggs, Buf. (WR)	10	0	10	0	0	60
7t)	M. Gordon, Den. (RB)	10	8	2	0	0	60
7t)	*Harris, Pit. (RB)	10	7	3	0	0	60
7t)	Kelce, K.C. (TE)	10	1	9	0	0	60
11)	Andrews, Bal. (TE)	9	0	9	0	2	58
12)	Williams, LA-C (WR)	9	0	9	0	1	56
13t)	Chubb, Cle. (RB)	9	8	1	0	0	54
13t)	Henry, N.E. (TE)	9	0	9	0	0	54
13t)	Hill, K.C. (WR)	9	0	9	0	0	54
13t)	Jacobs, L.V. (RB)	9	9	0	0	0	54
13t)	Knox, Buf. (TE)	9	0	9	0	0	54
13t)	Renfrow, L.V. (WR)	9	0	9	0	0	54
19)	D. Johnson, Pit. (WR)	8	0	8	0	1	50
20t)	J. Robinson, Jac. (RB)	8	8	0	0	0	48
20t)	Singleton, Buf. (RB)	8	7	1	0	0	48
20t)	Darre. Williams, K.C. (RB)	8	6	2	0	0	48
23)	*Freiermuth, Pit. (TE)	7	0	7	0	1	44
24t)	Gaskin, Mia. (RB)	7	3	4	0	0	42
24t)	Tannehill, Ten. (QB)	7	7	0	0	0	42
24t)	*Waddle, Mia. (WR)	7	1	6	0	0	42
24t)	*J. Williams, Den. (RB)	7	4	3	0	0	42
28)	Allen, Buf. (QB)	6	6	0	0	2	40
29t)	Edwards-Helaire, K.C. (RB)	6	4	2	0	1	38
29t)	Higgins, Cin. (WR)	6	0	6	0	1	38
29t)	Pittman, Ind. (WR)	6	0	6	0	1	38
32t)	Allen, LA-C (WR)	6	0	6	0	0	36
32t)	Brown, Bal. (WR)	6	0	6	0	0	36
32t)	Cooks, Hou. (WR)	6	0	6	0	0	36
32t)	Davis, Buf. (WR)	6	0	6	0	0	36
32t)	Freeman, Bal. (RB)	6	5	1	0	0	36
32t)	*Moore, NY-J (WR)	6	1	5	0	0	36
32t)	L. Murray, Bal. (RB)	6	6	0	0	0	36
39)	Hunt, Cle. (RB)	5	5	0	0	1	32
40t)	Berrios, NY-J (WR)	5	2	2	1	0	30
40t)	Bourne, N.E. (WR)	5	0	5	0	0	30
40t)	Boyd, Cin. (WR)	5	0	5	0	0	30
40t)	A.J. Brown, Ten. (WR)	5	0	5	0	0	30
40t)	Moss, Buf. (RB)	5	4	1	0	0	30
40t)	T. Patrick, Den. (WR)	5	0	5	0	0	30
40t)	Pringle, K.C. (WR)	5	0	5	0	0	30
40t)	*Stevenson, N.E. (RB)	5	5	0	0	0	30
40t)	Uzomah, Cin. (TE)	5	0	5	0	0	30
49)	Cook, LA-C (TE)	4	0	4	0	2	28
50)	*Z. Wilson, NY-J (QB)	4	4	0	0	1	26

WEEK 18 / THROUGH SUNDAY, JANUARY 9, 2022**AFC / LEADING SCORERS, KICKERS**

Rank	Player, Team	PAT	FG	Pct	Long	Pts
1t)	Carlson, L.V.	30/33	40/43	.930	56	150
1t)	Folk, N.E.	42/47	36/39	.923	53	150
3)	Tucker, Bal.	32/32	35/37	.946	66	137
4t)	Bass, Buf.	51/51	28/32	.875	57	135
4t)	Boswell, Pit.	27/29	36/40	.900	56	135
6t)	Hopkins, Was.-LA-C	40/44	30/34	.882	50	130
6t)	*McPherson, Cin.	46/48	28/33	.848	58	130
8)	Butker, K.C.	47/49	25/28	.893	56	122
9)	Bullock, Ten.	42/45	26/31	.839	51	120
10)	McManus, Den.	33/34	26/31	.839	61	111
11)	Sanders, Mia.	34/35	23/31	.742	51	103
12)	Badgley, Ten.-Ind.	40/41	18/22	.818	46	94
13)	McLaughlin, Cle.	36/37	15/21	.714	57	81
14)	Wright, Jac.	13/15	21/24	.875	56	76
15)	Fairbairn, Hou.	13/16	15/19	.789	61	58
16)	*Ammendola, NY-J	14/15	13/19	.684	49	53
17)	Blankenship, Ind.	7/ 8	11/14	.786	48	40
18)	Pineiro, NY-J	9/10	8/ 8	1.000	51	33
19)	Vizcaino, LA-C	10/15	6/ 7	.857	46	28
20)	Fry, Atl.-K.C.-G.B.-Cin.	4/ 5	4/ 5	.800	44	16
21)	Blewitt, Was.-Cle.	2/ 2	2/ 5	.400	52	8
22)	Lambo, Jac.-Pit.	5/ 7	0/ 3	.000	--	5
23)	*Naggar, Cle.	1/ 2	1/ 1	1.000	37	4

AFC / TOUCHBACKS ON KICKOFFS

Rank	Player, Team	TB
1)	Hopkins, Was.-LA-C	71
2)	McManus, Den.	62
3)	Butker, K.C.	61
4t)	Bass, Buf.	56
4t)	Sanders, Mia.	56
6)	*McPherson, Cin.	55
7)	Carlson, L.V.	53
8)	Bullock, Ten.	50
9t)	Sanchez, Ind.	47
9t)	Tucker, Bal.	47
11)	Bailey, N.E.	41
12)	Boswell, Pit.	40
13)	McLaughlin, Cle.	31
14)	*Ammendola, NY-J	27
15)	Mann, NY-J	20
16)	Fairbairn, Hou.	16
17)	Vizcaino, LA-C	13
18)	Cooke, Jac.	10
19)	Lambo, Jac.-Pit.	7
20t)	Fry, Atl.-K.C.-G.B.-Cin.	6
20t)	Nizialek, Atl.-Pit.	6
22t)	Blewitt, Was.-Cle.	5
22t)	Wright, Jac.	5
24)	Folk, N.E.	4
25)	*Naggar, Cle.	3
26)	Badgley, Ten.-Ind.	2

WEEK 18 / THROUGH SUNDAY, JANUARY 9, 2022

AFC / MOST YARDS FROM SCRIMMAGE

Rank	Player, Team	Yards	Total			Rushing			Receiving		
			Att+Rec	Avg	Yards	Att	Avg	Yards	Rec	Avg	
1)	Taylor, Ind. (RB)	2171	372	5.8	1811	332	5.5	360	40	9.0	
2)	*Harris, Pit. (RB)	1667	381	4.4	1200	307	3.9	467	74	6.3	
3)	Ekeler, LA-C (RB)	1558	276	5.6	911	206	4.4	647	70	9.2	
4)	Mixon, Cin. (RB)	1519	334	4.5	1205	292	4.1	314	42	7.5	
5)	*Chase, Cin. (WR)	1476	88	16.8	21	7	3.0	1455	81	18.0	
6)	Chubb, Cle. (RB)	1433	248	5.8	1259	228	5.5	174	20	8.7	
7)	Andrews, Bal. (TE)	1361	108	12.6	0	1	0.0	1361	107	12.7	
8)	Hill, K.C. (WR)	1335	120	11.1	96	9	10.7	1239	111	11.2	
9)	Diggs, Buf. (WR)	1225	103	11.9	0	0	---	1225	103	11.9	
10)	Jacobs, L.V. (RB)	1220	271	4.5	872	217	4.0	348	54	6.4	
11)	*J. Williams, Den. (RB)	1219	246	5.0	903	203	4.4	316	43	7.3	
12)	D. Johnson, Pit. (WR)	1214	112	10.8	53	5	10.6	1161	107	10.9	
13)	Williams, LA-C (WR)	1146	76	15.1	0	0	---	1146	76	15.1	
14)	Allen, LA-C (WR)	1138	106	10.7	0	0	---	1138	106	10.7	
15)	M. Gordon, Den. (RB)	1131	231	4.9	918	203	4.5	213	28	7.6	
16)	Kelce, K.C. (TE)	1128	94	12.0	3	2	1.5	1125	92	12.2	
17)	Pittman, Ind. (WR)	1126	93	12.1	44	5	8.8	1082	88	12.3	
18)	Singletary, Buf. (RB)	1098	228	4.8	870	188	4.6	228	40	5.7	
19t)	Henry, Ten. (RB)	1091	237	4.6	937	219	4.3	154	18	8.6	
19t)	Higgins, Cin. (WR)	1091	74	14.7	0	0	---	1091	74	14.7	
21)	Harris, N.E. (RB)	1061	220	4.8	929	202	4.6	132	18	7.3	
22)	Cooks, Hou. (WR)	1058	92	11.5	21	2	10.5	1037	90	11.5	
23)	Renfrow, L.V. (WR)	1041	106	9.8	3	3	1.0	1038	103	10.1	
24)	*Waddle, Mia. (WR)	1018	106	9.6	3	2	1.5	1015	104	9.8	
25)	Brown, Bal. (WR)	1013	92	11.0	5	1	5.0	1008	91	11.1	
26)	Darre. Williams, K.C. (RB)	1010	191	5.3	558	144	3.9	452	47	9.6	
27)	J. Robinson, Jac. (RB)	989	195	5.1	767	164	4.7	222	31	7.2	
28)	*Michael Carter, NY-J (RB)	964	183	5.3	639	147	4.3	325	36	9.0	
29)	Claypool, Pit. (WR)	956	73	13.1	96	14	6.9	860	59	14.6	
30)	Bourne, N.E. (WR)	925	67	13.8	125	12	10.4	800	55	14.5	
31)	A.J. Brown, Ten. (WR)	879	65	13.5	10	2	5.0	869	63	13.8	
32)	Meyers, N.E. (WR)	875	84	10.4	9	1	9.0	866	83	10.4	
33)	Boyd, Cin. (WR)	850	69	12.3	22	2	11.0	828	67	12.4	
34)	Gaskin, Mia. (RB)	846	222	3.8	612	173	3.5	234	49	4.8	
35)	M. Jones, Jac. (WR)	832	73	11.4	0	0	---	832	73	11.4	
36)	Gesicki, Mia. (TE)	780	73	10.7	0	0	---	780	73	10.7	
37)	Sutton, Den. (WR)	776	58	13.4	0	0	---	776	58	13.4	
38)	L. Jackson, Bal. (QB)	767	133	5.8	767	133	5.8	0	0	---	
39)	Freeman, Bal. (RB)	766	167	4.6	576	133	4.3	190	34	5.6	
40)	Allen, Buf. (QB)	763	122	6.3	763	122	6.3	0	0	---	
41)	Hardman, K.C. (WR)	739	67	11.0	46	8	5.8	693	59	11.7	
42)	T. Patrick, Den. (WR)	734	53	13.8	0	0	---	734	53	13.8	
43)	*Stevenson, N.E. (RB)	729	147	5.0	606	133	4.6	123	14	8.8	
44)	Beasley, Buf. (WR)	693	82	8.5	0	0	---	693	82	8.5	
45)	Foreman, Ten. (RB)	689	142	4.9	566	133	4.3	123	9	13.7	
46)	D. Johnson, Cle. (RB)	671	119	5.6	534	100	5.3	137	19	7.2	
47)	Fant, Den. (TE)	670	68	9.9	0	0	---	670	68	9.9	
48)	Waller, L.V. (TE)	665	55	12.1	0	0	---	665	55	12.1	
49)	Shenault, Jac. (WR)	660	74	8.9	41	11	3.7	619	63	9.8	
50)	Sanders, Buf. (WR)	657	44	14.9	31	2	15.5	626	42	14.9	

WEEK 18 / THROUGH SUNDAY, JANUARY 9, 2022**AFC / LEADERS IN FIRST DOWNS**

Rank	Player, Team	Rush	Rec	Tot
1)	Taylor, Ind. (RB)	107	12	119
2t)	Ekeler, LA-C (RB)	53	31	84
2t)	*Harris, Pit. (RB)	62	22	84
4)	Hill, K.C. (WR)	4	75	79
5)	Andrews, Bal. (TE)	0	75	75
6)	Mixon, Cin. (RB)	60	11	71
7)	Chubb, Cle. (RB)	61	9	70
8t)	Allen, LA-C (WR)	0	66	66
8t)	Diggs, Buf. (WR)	0	66	66
10)	*J. Williams, Den. (RB)	52	12	64
11)	Kelce, K.C. (TE)	1	62	63
12)	D. Johnson, Pit. (WR)	2	59	61
13)	*Waddle, Mia. (WR)	1	59	60
14t)	Harris, N.E. (RB)	55	4	59
14t)	Jacobs, L.V. (RB)	45	14	59
14t)	Darre. Williams, K.C. (RB)	40	19	59
17)	*Chase, Cin. (WR)	2	56	58
18)	M. Gordon, Den. (RB)	48	9	57
19)	Henry, Ten. (RB)	49	7	56
20t)	Pittman, Ind. (WR)	1	54	55
20t)	Singleton, Buf. (RB)	44	11	55
22t)	Allen, Buf. (QB)	53	0	53
22t)	Higgins, Cin. (WR)	0	53	53
24t)	Renfrow, L.V. (WR)	0	51	51
24t)	Williams, LA-C (WR)	0	51	51
26)	J. Robinson, Jac. (RB)	41	9	50
27)	L. Jackson, Bal. (QB)	48	0	48
28t)	A.J. Brown, Ten. (WR)	1	45	46
28t)	*Michael Carter, NY-J (RB)	29	17	46
28t)	Cooks, Hou. (WR)	1	45	46
31)	Claypool, Pit. (WR)	7	36	43
32t)	Brown, Bal. (WR)	1	41	42
32t)	M. Jones, Jac. (WR)	0	42	42
32t)	Meyers, N.E. (WR)	0	42	42
35)	Freeman, Bal. (RB)	31	9	40
36t)	Burkhead, Hou. (RB)	30	9	39
36t)	Gesicki, Mia. (TE)	0	39	39
36t)	T. Patrick, Den. (WR)	0	39	39
39t)	Boyd, Cin. (WR)	1	37	38
39t)	Gaskin, Mia. (RB)	25	13	38
39t)	L. Murray, Bal. (RB)	36	2	38
42)	*Stevenson, N.E. (RB)	33	3	36
43t)	Hardman, K.C. (WR)	2	33	35
43t)	Sutton, Den. (WR)	0	35	35
45t)	Beasley, Buf. (WR)	0	34	34
45t)	Bourne, N.E. (WR)	7	27	34
45t)	*Freiermuth, Pit. (TE)	0	34	34
45t)	Henry, N.E. (TE)	0	34	34
45t)	Moss, Buf. (RB)	22	12	34
50t)	Bolden, N.E. (RB)	12	21	33
50t)	T. Johnson, NY-J (RB)	13	20	33
50t)	Landry, Cle. (WR)	4	29	33
50t)	Sanders, Buf. (WR)	2	31	33

WEEK 18 / THROUGH SUNDAY, JANUARY 9, 2022**AFC / LEADING PUNTERS**

Rank	Player, Team	No	Yards	Lg	Avg	TB	Blk	Dwn	OB	Opp Ret	In	Net
1)	Cole, L.V.	64	3202	71	50.0	7	0	5	7	28	341	28 42.5
2)	Cooke, Jac.	64	3026	68	47.3	1	1	8	8	21	173	28 43.6
3)	Bailey, N.E.	49	2316	71	47.3	6	3	6	8	16	138	23 39.6
4)	Johnston, Hou.	88	4108	69	46.7	4	0	10	7	45	355	37 41.7
5)	Huber, Cin.	66	3064	61	46.4	6	0	7	10	28	235	22 41.0
6)	Martin, Den.	67	3083	68	46.0	3	0	7	9	24	154	28 42.8
7)	Long, LA-C	46	2091	69	45.5	2	1	4	6	29	323	11 36.8
8)	Kern, Ten.	47	2105	59	44.8	1	0	7	10	18	185	18 40.4
9)	Palardy, Mia.	78	3489	65	44.7	5	0	12	4	30	262	31 40.1
10)	Sanchez, Ind.	59	2627	79	44.5	1	0	8	7	28	267	24 39.7
11)	Colquitt, Atl.-Cle.	48	2134	66	44.5	3	1	5	9	21	197	13 38.3
12)	Koch, Bal.	71	3149	61	44.4	4	0	10	10	31	228	26 40.0
13)	Haack, Buf.	52	2230	63	42.9	7	1	9	8	17	96	18 37.6
14)	*Harvin, Pit.	70	2982	64	42.6	3	0	6	15	27	261	25 38.0

AFC / LEADING PUNTERS, NET AVERAGE

Rank	Player, Team	No	Yards	Lg	Avg	TB	Blk	Dwn	OB	Opp Ret	In	Net
1)	Cooke, Jac.	64	3026	68	47.3	1	1	8	8	21	173	28 43.6
2)	Martin, Den.	67	3083	68	46.0	3	0	7	9	24	154	28 42.8
3)	Cole, L.V.	64	3202	71	50.0	7	0	5	7	28	341	28 42.5
4)	Johnston, Hou.	88	4108	69	46.7	4	0	10	7	45	355	37 41.7
5)	Huber, Cin.	66	3064	61	46.4	6	0	7	10	28	235	22 41.0
6)	Kern, Ten.	47	2105	59	44.8	1	0	7	10	18	185	18 40.4
7)	Palardy, Mia.	78	3489	65	44.7	5	0	12	4	30	262	31 40.1
8)	Koch, Bal.	71	3149	61	44.4	4	0	10	10	31	228	26 40.0
9)	Sanchez, Ind.	59	2627	79	44.5	1	0	8	7	28	267	24 39.7
10)	Bailey, N.E.	49	2316	71	47.3	6	3	6	8	16	138	23 39.6
11)	Colquitt, Atl.-Cle.	48	2134	66	44.5	3	1	5	9	21	197	13 38.3
12)	*Harvin, Pit.	70	2982	64	42.6	3	0	6	15	27	261	25 38.0
13)	Haack, Buf.	52	2230	63	42.9	7	1	9	8	17	96	18 37.6
14)	Long, LA-C	46	2091	69	45.5	2	1	4	6	29	323	11 36.8

AFC / PUNT RETURN LEADERS

Rank	Player, Team	Ret	FC	Yards	Avg	Long	TD
1)	Duvernay, Bal.	26	24	360	13.8	42	0
2)	Olszewski, N.E.	26	10	309	11.9	27	0
3)	Renfrow, L.V.	31	20	303	9.8	41	0
4)	Rogers, Ten.	30	20	293	9.8	55	0
5)	McCloud, Pit.	38	12	367	9.7	23	0
6)	D. Spencer, Den.	26	12	206	7.9	25	0
7)	Hines, Ind.	23	14	170	7.4	16	0
8)	*Felton, Cle.	32	2	227	7.1	24	0
9)	Phillips, Cin.	25	12	177	7.1	17	0

AFC / KICKOFF RETURN LEADERS

Rank	Player, Team	Ret	Yards	Avg	Long	TD
1)	Berrios, NY-J	28	852	30.4	102t	1
2)	Roberts, Hou.-LA-C	37	1010	27.3	101t	1
3)	Pringle, K.C.	25	621	24.8	39	0
4)	McKenzie, Buf.	24	584	24.3	75	0
5)	Duvernay, Bal.	28	676	24.1	47	0
6)	Agnew, Jac.	22	525	23.9	102t	1
7)	McCloud, Pit.	35	776	22.2	40	0

WEEK 18 / THROUGH SUNDAY, JANUARY 9, 2022

AFC / LEADERS IN INTERCEPTIONS

Rank	Player, Team	Int	Yards	Avg	Long	TD
1)	J. Jackson, N.E.	8	92	11.5	88t	1
2t)	Poyer, Buf.	5	87	17.4	26	0
2t)	Simmons, Den.	5	76	15.2	35	0
2t)	Byard, Ten.	5	66	13.2	24t	1
2t)	Hyde, Buf.	5	59	11.8	26t	1
2t)	Howard, Mia.	5	54	10.8	37t	1
7t)	Dugger, N.E.	4	100	25.0	37	0
7t)	K. Moore, Ind.	4	78	19.5	32	0
7t)	*Surtain II, Den.	4	70	17.5	70t	1
7t)	Phillips, N.E.	4	39	9.8	26t	1
7t)	L. Wilson, Cin.	4	31	7.8	18	0
7t)	Leonard, Ind.	4	12	3.0	7	0
13t)	Ward, Cle.	3	103	34.3	99t	1
13t)	Mathieu, K.C.	3	56	18.7	34t	1
13t)	L. Johnson, Hou.	3	47	15.7	32	0
13t)	Witherspoon, Pit.	3	45	15.0	41	0
13t)	J. Johnson, Cle.	3	31	10.3	31	0
13t)	King, Hou.	3	25	8.3	25	0
13t)	Rodgers, Ind.	3	24	8.0	12	0
13t)	D. McCourty, N.E.	3	22	7.3	22	0
13t)	Averett, Bal.	3	21	7.0	21	0
22t)	Sorensen, K.C.	2	75	37.5	75t	1
22t)	Hilton, Cin.	2	59	29.5	35	1
22t)	Apple, Cin.	2	50	25.0	50	0
22t)	*Echols, NY-J	2	50	25.0	30	1
22t)	T. Thomas, Hou.	2	48	24.0	48t	1
22t)	*Sterns, Den.	2	47	23.5	46	0
22t)	Reid, Hou.	2	45	22.5	24	0
22t)	Awuzie, Cin.	2	42	21.0	42	0
22t)	Wallace, Buf.	2	29	14.5	15	0
22t)	Needham, Mia.	2	28	14.0	28t	1
22t)	*Samuel Jr., LA-C	2	26	13.0	26	0
22t)	White, LA-C	2	22	11.0	22	0
22t)	James, LA-C	2	20	10.0	15	0
22t)	Okereke, Ind.	2	20	10.0	16	0
22t)	A. Davis, NY-J	2	18	9.0	18	0
22t)	Fitzpatrick, Pit.	2	18	9.0	18	0
22t)	Clark, Bal.	2	17	8.5	17t	1
22t)	Te. Edmunds, Pit.	2	15	7.5	15	0
22t)	Gay, K.C.	2	14	7.0	13	0
22t)	Fulton, Ten.	2	13	6.5	13	0
22t)	G. Williams, Cle.	2	7	3.5	7	0
22t)	Long, Ten.	2	6	3.0	6	0
22t)	Sutton, Pit.	2	4	2.0	4	0
22t)	*Campbell, Jac.	2	3	1.5	3	0
22t)	Sneed, K.C.	2	2	1.0	2	0
22t)	R. Evans, Ten.	2	1	0.5	1	0
22t)	Smith, Cle.	2	1	0.5	1	0
22t)	J. Coleman, Mia.	2	0	0.0	0	0
22t)	*Holland, Mia.	2	0	0.0	0	0
22t)	Ward, K.C.	2	0	0.0	0	0
22t)	Willis, Ind.	2	0	0.0	0	0

WEEK 18 / THROUGH SUNDAY, JANUARY 9, 2022**AFC / LEADERS IN SACKS**

Rank	Player, Team	Sacks
1)	T. Watt, Pit. (LB)	22.5
2)	Garrett, Cle. (DE)	16.0
3)	Hendrickson, Cin. (DE)	14.0
4)	Judon, N.E. (LB)	12.5
5)	Landry, Ten. (LB)	12.0
6)	Bosa, LA-C (DE)	10.5
7t)	Heyward, Pit. (DE)	10.0
7t)	Ngakoue, L.V. (DE)	10.0
9t)	Autry, Ten. (DE)	9.0
9t)	Clowney, Cle. (DE)	9.0
9t)	Jones, K.C. (DE)	9.0
9t)	Ogbah, Mia. (DE)	9.0
13t)	*Phillips, Mia. (LB)	8.5
13t)	Simmons, Ten. (DE)	8.5
15t)	Crosby, L.V. (DE)	8.0
15t)	Greenard, Hou. (DE)	8.0
17t)	J. Allen, Jac. (LB)	7.5
17t)	Hubbard, Cin. (DE)	7.5
19t)	Addison, Buf. (DE)	7.0
19t)	Bowser, Bal. (LB)	7.0
19t)	Buckner, Ind. (DT)	7.0
19t)	Ogunjobi, Cin. (DT)	7.0
19t)	Wormley, Pit. (DE)	7.0
24t)	Franklin-Myers, NY-J (DE)	6.0
24t)	S. Harris, Den. (DE)	6.0
24t)	Highsmith, Pit. (LB)	6.0
24t)	Muhammad, Ind. (DE)	6.0
24t)	Smoot, Jac. (DE)	6.0
24t)	Quinn. Williams, NY-J (DT)	6.0
30t)	Baker, Mia. (LB)	5.5
30t)	B. Hill, Cin. (DE)	5.5
30t)	D. Jones, Den. (DE)	5.5
30t)	Turay, Ind. (DE)	5.5
34t)	Br. Jones, Mia. (DB)	5.0
34t)	Nwosu, LA-C (LB)	5.0
34t)	*Oweh, Bal. (LB)	5.0
34t)	Reed, Den. (LB)	5.0
34t)	Van Noy, N.E. (LB)	5.0
39t)	F. Clark, K.C. (DE)	4.5
39t)	Houston, Bal. (LB)	4.5
39t)	Jefferson, L.V. (DT)	4.5
39t)	Tillery, LA-C (DE)	4.5
39t)	Wilkins, Mia. (DE)	4.5
44t)	Martin, Hou. (DE)	4.0
44t)	Oliver, Buf. (DT)	4.0
44t)	*Paye, Ind. (DE)	4.0
44t)	*Rousseau, Buf. (DE)	4.0
44t)	Van Ginkel, Mia. (LB)	4.0
49t)	Obada, Buf. (DE)	3.5
49t)	Thomas, L.V. (DE)	3.5

WEEK 18 / THROUGH SUNDAY, JANUARY 9, 2022

AFC / FUMBLE RECOVERIES

Rank	Player, Team	TotRec	OffRec	DefRec
1t)	Carr, L.V.	5	5	0
1t)	Roethlisberger, Pit.	5	5	0
3t)	*Eichenberg, Mia.	4	4	0
3t)	*Felton, Cle.	4	4	0
3t)	*Mills, Hou.	4	4	0
6t)	Dulin, Ind.	3	1	2
6t)	Firkser, Ten.	3	2	1
6t)	*Holland, Mia.	3	3	0
6t)	Leonard, Ind.	3	1	2
6t)	Mathieu, K.C.	3	0	3
6t)	Renfrow, L.V.	3	3	0
6t)	Rogers, Ten.	3	3	0
6t)	Simpson, L.V.	3	3	0
6t)	Taylor, Ind.	3	3	0
6t)	T. Watt, Pit.	3	0	3
6t)	*Z. Wilson, NY-J	3	3	0

AFC / OFFENSIVE FUMBLE RECOVERIES

Rank	Player, Team	Ret	Yards	Avg	Long	TD
1t)	Carr, L.V.	5	0	0.0	0	0
1t)	Roethlisberger, Pit.	5	0	0.0	0	0
3t)	*Eichenberg, Mia.	4	0	0.0	0	0
3t)	*Felton, Cle.	4	0	0.0	0	0
3t)	*Mills, Hou.	4	0	0.0	0	0
6t)	*Holland, Mia.	3	3	1.0	3	0
6t)	Rogers, Ten.	3	0	0.0	0	0
6t)	Simpson, L.V.	3	0	0.0	0	0
6t)	Taylor, Ind.	3	0	0.0	0	0
6t)	*Z. Wilson, NY-J	3	0	0.0	0	0
6t)	Renfrow, L.V.	3	-6	-2.0	0	0
12t)	Duvernay, Bal.	2	2	1.0	2t	1
12t)	Allen, Buf.	2	0	0.0	0	0
12t)	Brissett, Mia.	2	0	0.0	0	0
12t)	Harris, N.E.	2	0	0.0	0	0
12t)	Henne, K.C.	2	0	0.0	0	0
12t)	L. Jackson, Bal.	2	0	0.0	0	0
12t)	Johnson, NY-J-Bal.	2	0	0.0	0	0
12t)	*Lawrence, Jac.	2	0	0.0	0	0
12t)	Mahomes, K.C.	2	0	0.0	0	0
12t)	McCloud, Pit.	2	0	0.0	0	0
12t)	Mixon, Cin.	2	0	0.0	0	0
12t)	Olszewski, N.E.	2	0	0.0	0	0
12t)	Singleton, Buf.	2	0	0.0	0	0
12t)	Jo. Smith, N.E.	2	0	0.0	0	0
12t)	Tagovailoa, Mia.	2	0	0.0	0	0
12t)	T. Taylor, Hou.	2	0	0.0	0	0
12t)	Firkser, Ten.	2	-7	-3.5	0t	1

AFC / DEFENSIVE FUMBLE RECOVERIES

Rank	Player, Team	Ret	Yards	Avg	Long	TD
1t)	Mathieu, K.C.	3	14	4.7	14	0
1t)	T. Watt, Pit.	3	0	0.0	0	0
3t)	Howard, Mia.	2	49	24.5	49t	1
3t)	Hubbard, Cin.	2	43	21.5	43	0
3t)	Davis, LA-C	2	34	17.0	20	0
3t)	Leonard, Ind.	2	29	14.5	21	0
3t)	Hyde, Buf.	2	16	8.0	16	0
3t)	Br. Jones, Mia.	2	3	1.5	3	0
3t)	Perryman, L.V.	2	2	1.0	1	0
3t)	Philon, L.V.	2	2	1.0	2	0
3t)	*Carter II, NY-J	2	0	0.0	0	0
3t)	Dulin, Ind.	2	0	0.0	0t	1
3t)	Jones, LA-C	2	0	0.0	0	0
3t)	Milano, Buf.	2	0	0.0	0	0
3t)	Niemann, K.C.	2	0	0.0	0	0
3t)	*Oweh, Bal.	2	0	0.0	0	0
3t)	*Paye, Ind.	2	0	0.0	0	0
3t)	Pratt, Cin.	2	0	0.0	0	0
3t)	Rankins, NY-J	2	0	0.0	0	0
3t)	Sieler, Mia.	2	0	0.0	0	0
3t)	Kirksey, Hou.	2	-1	-0.5	0	0

WEEK 18 / THROUGH SUNDAY, JANUARY 9, 2022

NFC / LEADING PASSERS

Player, Team	Att	Comp	Pct		Avg		Pct			Pct Rating	
			Comp	Yds	Gain	TD	TD	Long	Int	Int	Points
Aa. Rodgers, G.B.	531	366	68.9	4115	7.75	37	7.0	75t	4	0.8	111.9
Prescott, Dal.	596	410	68.8	4449	7.46	37	6.2	51	10	1.7	104.2
Cousins, Min.	561	372	66.3	4221	7.52	33	5.9	64t	7	1.2	103.1
Wilson, Sea.	400	259	64.8	3113	7.78	25	6.3	69t	6	1.5	103.1
Stafford, LA-R	601	404	67.2	4886	8.13	41	6.8	79t	17	2.8	102.9
Brady, T.B.	719	485	67.5	5316	7.39	43	6.0	62t	12	1.7	102.1
K. Murray, Ariz	481	333	69.2	3787	7.87	24	5.0	77t	10	2.1	100.6
Garoppolo, S.F.	441	301	68.3	3810	8.64	20	4.5	83	12	2.7	98.7
Goff, Det.	494	332	67.2	3245	6.57	19	3.8	63t	8	1.6	91.5
Ryan, Atl.	560	375	67.0	3968	7.09	20	3.6	64	12	2.1	90.4
Hurts, Phi.	432	265	61.3	3144	7.28	16	3.7	91	9	2.1	87.2
Heinicke, Was.	494	321	65.0	3419	6.92	20	4.0	73t	15	3.0	85.9
D. Jones, NY-G	361	232	64.3	2428	6.73	10	2.8	54t	7	1.9	84.8
*Fields, Chi.	270	159	58.9	1870	6.93	7	2.6	64	10	3.7	73.2
Darnold, Car.	406	243	59.9	2527	6.22	9	2.2	63	13	3.2	71.9

NFC / LEADING PASSERS, RANKS

Player, Team	Att	Comp	Pct		Avg		Pct			Pct Rating	
			Comp	Yds	Gain	TD	TD	Long	Int	Int	Points
Aa. Rodgers, G.B.	6	6	2	5	5	3t	1		1	1	1
Prescott, Dal.	3	2	3	3	7	3t	4		7t	6	2
Cousins, Min.	4	5	9	4	6	5	6		3t	2	3
Wilson, Sea.	13	12	11	12	4	6	3		2	3	4
Stafford, LA-R	2	3	6	2	2	2	2		15	12	5
Brady, T.B.	1	1	5	1	8	1	5		10t	5	6
K. Murray, Ariz	9	7	1	8	3	7	7		7t	8	7
Garoppolo, S.F.	10	10	4	7	1	8t	8		10t	11	8
Goff, Det.	7t	8	7	10	14	11	10		5	4	9
Ryan, Atl.	5	4	8	6	10	8t	12		10t	10	10
Hurts, Phi.	11	11	13	11	9	12	11		6	9	11
Heinicke, Was.	7t	9	10	9	12	8t	9		14	13	12
D. Jones, NY-G	14	14	12	14	13	15	13		3t	7	13
*Fields, Chi.	15	15	15	15	11	18	14		7t	15	14
Darnold, Car.	12	13	14	13	15	16	15		13	14	15

WEEK 18 / THROUGH SUNDAY, JANUARY 9, 2022**NFC / FOURTH-QUARTER PASSING LEADERS**

Rank	Player, Team	Att	Comp	Comp%	Yards	YPA	TD	TD%	Int	Int%	Rating
1)	Stafford, LA-R	134	96	71.6	1118	8.34	12	9.0	0	0.0	126.4
2)	Siemian, N.O.	68	46	67.6	471	6.93	6	8.8	1	1.5	110.6
3)	Aa. Rodgers, G.B.	93	59	63.4	753	8.10	6	6.5	0	0.0	110.2
4)	Hurts, Phi.	107	65	60.7	784	7.33	7	6.5	0	0.0	105.0
5)	Cousins, Min.	163	109	66.9	1337	8.20	8	4.9	2	1.2	103.2
6)	Brady, T.B.	162	106	65.4	1172	7.23	9	5.6	2	1.2	100.1
7)	Prescott, Dal.	126	85	67.5	917	7.28	8	6.3	4	3.2	96.6
8)	Garoppolo, S.F.	103	69	67.0	947	9.19	5	4.9	4	3.9	96.2
9)	K. Murray, Ariz	121	80	66.1	914	7.55	3	2.5	1	0.8	93.5
10)	Wilson, Sea.	101	62	61.4	644	6.38	5	5.0	2	2.0	88.1
11)	Ryan, Atl.	142	97	68.3	1062	7.48	6	4.2	6	4.2	86.6
12)	Goff, Det.	180	118	65.6	1131	6.28	3	1.7	5	2.8	76.9
13)	Heinicke, Was.	145	94	64.8	931	6.42	5	3.4	7	4.8	74.2
14)	D. Jones, NY-G	111	62	55.9	591	5.32	2	1.8	1	0.9	73.1
15)	Darnold, Car.	120	69	57.5	698	5.82	4	3.3	4	3.3	71.5
16)	*Fields, Chi.	89	51	57.3	579	6.51	3	3.4	4	4.5	69.5
17)	Dalton, Chi.	76	44	57.9	426	5.61	2	2.6	4	5.3	60.5
18)	Glennon, NY-G	75	42	56.0	351	4.68	3	4.0	6	8.0	48.3

NFC / THIRD-DOWN PASSING LEADERS

Rank	Player, Team	Att	Comp	Comp%	Yards	YPA	TD	TD%	Int	Int%	Rating
1)	K. Murray, Ariz	112	71	63.4	1029	9.19	11	9.8	2	1.8	118.5
2)	Aa. Rodgers, G.B.	135	84	62.2	1049	7.77	13	9.6	2	1.5	112.2
3)	Brady, T.B.	163	100	61.3	1196	7.34	17	10.4	3	1.8	110.9
4)	Prescott, Dal.	145	90	62.1	1068	7.37	12	8.3	2	1.4	106.3
5)	Cousins, Min.	164	101	61.6	1270	7.74	13	7.9	3	1.8	104.5
6)	Stafford, LA-R	141	91	64.5	1379	9.78	12	8.5	7	5.0	104.3
7)	Garoppolo, S.F.	108	69	63.9	983	9.10	6	5.6	4	3.7	96.3
8)	Ryan, Atl.	155	101	65.2	1117	7.21	8	5.2	3	1.9	95.6
9)	Wilson, Sea.	103	53	51.5	800	7.77	8	7.8	3	2.9	91.1
10)	D. Jones, NY-G	97	55	56.7	733	7.56	2	2.1	0	0.0	87.7
11)	Goff, Det.	113	72	63.7	720	6.37	4	3.5	3	2.7	82.5
12)	Hurts, Phi.	108	58	53.7	792	7.33	5	4.6	3	2.8	81.3
13)	Heinicke, Was.	128	71	55.5	750	5.86	6	4.7	6	4.7	68.8
14)	Darnold, Car.	108	62	57.4	522	4.83	2	1.9	3	2.8	64.7

WEEK 18 / THROUGH SUNDAY, JANUARY 9, 2022**NFC / LEADING RUSHERS**

Rank	Player, Team	Att	Yards	Avg	Long	TD
1)	Cook, Min.	249	1159	4.7	66	6
2)	Gibson, Was.	258	1037	4.0	27	7
3)	Elliott, Dal.	237	1002	4.2	47	10
4)	*Mitchell, S.F.	207	963	4.7	39	5
5)	Kamara, N.O.	240	898	3.7	30	4
6)	Montgomery, Chi.	225	849	3.8	41	7
7)	Michel, LA-R	208	845	4.1	39	4
8)	Fournette, T.B.	180	812	4.5	47t	8
9)	Dillon, G.B.	187	803	4.3	36	5
10)	Jones, G.B.	171	799	4.7	57	4
11)	Hurts, Phi. (QB)	139	784	5.6	31	10
12)	Sanders, Phi.	137	754	5.5	38	0
13)	Conner, Ariz	202	752	3.7	35	15
14)	Penny, Sea.	119	749	6.3	62t	6
15)	Pollard, Dal.	130	719	5.5	58t	2
16)	Henderson, LA-R	149	688	4.6	29	5
17)	Patterson, Atl.	153	618	4.0	39	6
18)	Swift, Det.	151	617	4.1	57t	5
19)	*Hubbard, Car.	172	612	3.6	26	5
20)	J. Williams, Det.	153	601	3.9	20	3
21t)	Barkley, NY-G	162	593	3.7	41	2
21t)	Booker, NY-G	145	593	4.1	31	2
23)	Edmonds, Ariz	116	592	5.1	54	2
24)	Ingram, Hou.-N.O.	160	554	3.5	28	2
25)	M. Davis, Atl.	138	503	3.6	18	3
26)	Mattison, Min.	134	491	3.7	48	3
27)	McCaffrey, Car.	99	442	4.5	18	1
28)	*Herbert, Chi.	103	433	4.2	29	2
29)	R. Jones, T.B.	101	428	4.2	30	4
30)	K. Murray, Ariz (QB)	88	423	4.8	57	5
31)	*Fields, Chi. (QB)	72	420	5.8	23	2
32)	Collins, Sea.	108	411	3.8	25	2
33)	Howard, Phi.	86	406	4.7	25	3
34)	Hill, N.O. (QB)	70	374	5.3	44t	5
35)	B. Scott, Phi.	87	373	4.3	23	7
36)	Samuel, S.F. (WR)	59	365	6.2	49	8
37)	Heinicke, Was. (QB)	60	313	5.2	38	1
38)	D. Jones, NY-G (QB)	62	298	4.8	46	2
39)	Je. Wilson, S.F.	79	294	3.7	17	2
40)	*Gainwell, Phi.	68	291	4.3	18t	5
41)	*Patterson, Was.	68	266	3.9	13	2
42)	Carson, Sea.	54	232	4.3	33	3
43t)	Newton, Car. (QB)	47	230	4.9	33	5
43t)	C. Reynolds, Det.	55	230	4.2	35	0
45)	Darnold, Car. (QB)	48	222	4.6	30	5
46)	McKissic, Was.	48	212	4.4	15	2
47)	Wilson, Sea. (QB)	43	183	4.3	17	2
48)	Vaughn, T.B.	36	180	5.0	55t	2
49)	Homer, Sea.	21	177	8.4	73t	1
50)	*Lance, S.F. (QB)	38	168	4.4	15	1

NFC / THIRD-AND-ONE RUSHING LEADERS

Rank	Player, Team	Att	FD	Pct
1t)	Garoppolo, S.F.	7	7	100.0
1t)	R. Jones, T.B.	5	5	100.0
1t)	Penny, NY-G	5	5	100.0
1t)	Wilson, Sea.	5	5	100.0
5)	J. Williams, Det.	10	9	90.0
6t)	*Hubbard, Car.	7	6	85.7
6t)	Hurts, Phi.	7	6	85.7
8t)	Booker, NY-G	6	5	83.3
8t)	Darnold, Car.	6	5	83.3
10)	Fournette, T.B.	11	9	81.8
11)	Dillon, G.B.	10	8	80.0
12)	Elliott, Dal.	12	9	75.0
13)	Conner, Ariz	21	15	71.4
14)	Gibson, Was.	17	12	70.6
15t)	Cook, Min.	8	5	62.5
15t)	Montgomery, Chi.	8	5	62.5
17)	Michel, LA-R	12	7	58.3

WEEK 18 / THROUGH SUNDAY, JANUARY 9, 2022**NFC / LEADERS IN RECEPTIONS**

Rank	Player, Team	Rec	Yards	Avg	Long	TD
1)	Kupp, LA-R	145	1947	13.4	59	16
2)	Adams, G.B.	123	1553	12.6	59	11
3)	Jefferson, Min.	108	1616	15.0	56	10
4)	Godwin, T.B.	98	1103	11.3	44	5
5)	D.J. Moore, Car.	93	1157	12.4	64	4
6)	*St. Brown, Det.	90	912	10.1	37t	5
7)	Mooney, Chi.	81	1055	13.0	64	4
8)	Lamb, Dal.	79	1102	13.9	49t	6
9)	Schultz, Dal. (TE)	78	808	10.4	32t	8
10t)	Samuel, S.F.	77	1405	18.2	83	6
10t)	McLaurin, Was.	77	1053	13.7	46	5
10t)	Kirk, Ariz	77	982	12.8	50	5
13)	Metcalf, Sea.	75	967	12.9	84t	12
14t)	Evans, T.B.	74	1035	14.0	46	14
14t)	Ertz, Phi.-Ariz (TE)	74	763	10.3	47t	5
16)	Lockett, Sea.	73	1175	16.1	69t	8
17)	Kittle, S.F. (TE)	71	910	12.8	48t	6
18)	Fournette, T.B. (RB)	69	454	6.6	23	2
19t)	*K. Pitts, Atl. (TE)	68	1026	15.1	61	1
19t)	Cooper, Dal.	68	865	12.7	41	8
21)	Thielen, Min.	67	726	10.8	35	10
22)	Gage, Atl.	66	770	11.7	49t	4
23)	*Smith, Phi.	64	916	14.3	46	5
24)	Swift, Det. (RB)	62	452	7.3	63t	2
25t)	Conklin, Min. (TE)	61	593	9.7	40	3
25t)	Hockenson, Det. (TE)	61	583	9.6	33	4
25t)	Higbee, LA-R (TE)	61	560	9.2	37	5
28)	Kmet, Chi. (TE)	60	612	10.2	25	0
29t)	Goedert, Phi. (TE)	56	830	14.8	45	4
29t)	Aiyuk, S.F.	56	826	14.8	43	5
31)	Gronkowski, T.B. (TE)	55	802	14.6	42	6
32t)	Green, Ariz	54	848	15.7	42	3
32t)	*Moore, Ariz	54	435	8.1	77t	1
34)	Anderson, Car.	53	519	9.8	57t	5
35t)	Patterson, Atl. (RB)	52	548	10.5	64	5
35t)	Jones, G.B. (RB)	52	391	7.5	26	6
37t)	Jefferson, LA-R	50	802	16.0	79t	6
37t)	Osborn, Min.	50	655	13.1	64t	7
39t)	Raymond, Det.	48	576	12.0	75t	4
39t)	Everett, Sea. (TE)	48	478	10.0	41	4
41t)	Kamara, N.O. (RB)	47	439	9.3	31	5
41t)	Elliott, Dal. (RB)	47	287	6.1	21	2
43t)	Callaway, N.O.	46	698	15.2	58	6
43t)	Engram, NY-G (TE)	46	408	8.9	30t	3
45t)	C. Wilson, Dal.	45	602	13.4	73t	6
45t)	Woods, LA-R	45	556	12.4	28	4
47t)	Beckham, Cle.-LA-R	44	537	12.2	54t	5
47t)	M. Davis, Atl. (RB)	44	259	5.9	20	1
49t)	Watkins, Phi.	43	647	15.0	91	1
49t)	McKissic, Was. (RB)	43	397	9.2	56	2
49t)	Edmonds, Ariz (RB)	43	311	7.2	36	0

WEEK 18 / THROUGH SUNDAY, JANUARY 9, 2022**NFC / RECEIVING YARDAGE LEADERS**

Rank	Player, Team	Yards	Rec	Avg	Long	TD
1)	Kupp, LA-R	1947	145	13.4	59	16
2)	Jefferson, Min.	1616	108	15.0	56	10
3)	Adams, G.B.	1553	123	12.6	59	11
4)	Samuel, S.F.	1405	77	18.2	83	6
5)	Lockett, Sea.	1175	73	16.1	69t	8
6)	D.J. Moore, Car.	1157	93	12.4	64	4
7)	Godwin, T.B.	1103	98	11.3	44	5
8)	Lamb, Dal.	1102	79	13.9	49t	6
9)	Mooney, Chi.	1055	81	13.0	64	4
10)	McLaurin, Was.	1053	77	13.7	46	5
11)	Evans, T.B.	1035	74	14.0	46	14
12)	*K. Pitts, Atl. (TE)	1026	68	15.1	61	1
13)	Kirk, Ariz	982	77	12.8	50	5
14)	Metcalfe, Sea.	967	75	12.9	84t	12
15)	*Smith, Phi.	916	64	14.3	46	5
16)	*St. Brown, Det.	912	90	10.1	37t	5
17)	Kittle, S.F. (TE)	910	71	12.8	48t	6
18)	Cooper, Dal.	865	68	12.7	41	8
19)	Green, Ariz	848	54	15.7	42	3
20)	Goedert, Phi. (TE)	830	56	14.8	45	4
21)	Aiyuk, S.F.	826	56	14.8	43	5
22)	Schultz, Dal. (TE)	808	78	10.4	32t	8
23t)	Gronkowski, T.B. (TE)	802	55	14.6	42	6
23t)	Jefferson, LA-R	802	50	16.0	79t	6
25)	Gage, Atl.	770	66	11.7	49t	4
26)	Ertz, Phi.-Ariz (TE)	763	74	10.3	47t	5
27)	Thielen, Min.	726	67	10.8	35	10
28)	Callaway, N.O.	698	46	15.2	58	6
29)	Osborn, Min.	655	50	13.1	64t	7
30)	Watkins, Phi.	647	43	15.0	91	1
31)	Kmet, Chi. (TE)	612	60	10.2	25	0
32)	C. Wilson, Dal.	602	45	13.4	73t	6
33)	Conklin, Min. (TE)	593	61	9.7	40	3
34)	Hockenson, Det. (TE)	583	61	9.6	33	4
35)	Raymond, Det.	576	48	12.0	75t	4
36)	Hopkins, Ariz	572	42	13.6	55	8
37)	Harris, N.O.	570	36	15.8	72t	3
38)	Higbee, LA-R (TE)	560	61	9.2	37	5
39)	Woods, LA-R	556	45	12.4	28	4
40)	Patterson, Atl. (RB)	548	52	10.5	64	5
41)	A. Brown, T.B.	545	42	13.0	62t	4
42)	Beckham, Cle.-LA-R	537	44	12.2	54t	5
43)	Golladay, NY-G	521	37	14.1	36	0
44)	Anderson, Car.	519	53	9.8	57t	5
45)	Lazard, G.B.	513	40	12.8	42	8
46)	Everett, Sea. (TE)	478	48	10.0	41	4
47)	Fournette, T.B. (RB)	454	69	6.6	23	2
48)	Swift, Det. (RB)	452	62	7.3	63t	2
49)	Gallup, Dal.	445	35	12.7	41	2
50)	Kamara, N.O. (RB)	439	47	9.3	31	5

WEEK 18 / THROUGH SUNDAY, JANUARY 9, 2022

NFC / THIRD-DOWN RECEIVING LEADERS

Rank	Player, Team	Rec	Yards	Avg	Long	TD
1)	Jefferson, Min.	36	628	17.4	50t	7
2t)	Kupp, LA-R	31	506	16.3	59	2
2t)	Adams, G.B.	31	404	13.0	50	3
4t)	D.J. Moore, Car.	24	331	13.8	64	1
4t)	*St. Brown, Det.	24	225	9.4	20t	2
6)	Gage, Atl.	23	273	11.9	21	1
7t)	Evans, T.B.	20	309	15.5	41t	6
7t)	Godwin, T.B.	20	180	9.0	25	2
9t)	Metcalf, Sea.	19	300	15.8	41t	2
9t)	*K. Pitts, Atl. (TE)	19	258	13.6	29	0
9t)	Osborn, Min.	19	210	11.1	30	1
9t)	Thielen, Min.	19	176	9.3	19	3
13t)	Samuel, S.F.	18	331	18.4	83	1
13t)	Mooney, Chi.	18	157	8.7	22	0
15t)	Callaway, N.O.	17	260	15.3	40	4
15t)	Lamb, Dal.	17	227	13.4	49t	3
15t)	Robinson, Chi.	17	220	12.9	39	1
15t)	Engram, NY-G (TE)	17	149	8.8	18	2
19t)	Watkins, Phi.	16	317	19.8	53	1
19t)	C. Wilson, Dal.	16	293	18.3	73t	3
19t)	*Smith, Phi.	16	216	13.5	33	3
19t)	Ertz, Phi.-Ariz (TE)	16	151	9.4	20	1
23t)	Schultz, Dal. (TE)	15	173	11.5	30	2
23t)	McKissic, Was. (RB)	15	158	10.5	30t	1
23t)	Humphries, Was.	15	129	8.6	23	0
23t)	*Moore, Ariz	15	102	6.8	18	0
27t)	Green, Ariz	14	384	27.4	42	1
27t)	Kirk, Ariz	14	227	16.2	35	4
27t)	Aiyuk, S.F.	14	226	16.1	43	3
27t)	Kittle, S.F. (TE)	14	216	15.4	39	1
27t)	Cooper, Dal.	14	197	14.1	41	2
27t)	Beckham, Cle.-LA-R	14	164	11.7	40	2
27t)	Higbee, LA-R (TE)	14	139	9.9	26	3
27t)	Conklin, Min. (TE)	14	123	8.8	31	0
35t)	Lockett, Sea.	13	305	23.5	55	3
35t)	Woods, LA-R	13	162	12.5	22	1
35t)	Swift, Det. (RB)	13	121	9.3	63t	1
35t)	Everett, Sea. (TE)	13	103	7.9	20	2
39t)	Jefferson, LA-R	12	233	19.4	79t	3
39t)	A. Brown, T.B.	12	222	18.5	62t	1
39t)	Cobb, G.B.	12	203	16.9	54	2
39t)	Harris, N.O.	12	202	16.8	72t	1
39t)	Goedert, Phi. (TE)	12	196	16.3	25t	1
39t)	Smith, N.O.	12	169	14.1	34	1
39t)	Lazard, G.B.	12	146	12.2	42	4
39t)	Patterson, Atl. (RB)	12	146	12.2	34	3
39t)	Ridley, Atl.	12	128	10.7	22	1
39t)	Kmet, Chi. (TE)	12	107	8.9	15	0
39t)	Hockenson, Det. (TE)	12	101	8.4	15	1
39t)	M. Davis, Atl. (RB)	12	82	6.8	20	1
39t)	Raymond, Det.	12	72	6.0	12	1
39t)	Bernard, T.B. (RB)	12	56	4.7	10t	2
39t)	Jones, G.B. (RB)	12	41	3.4	10	0

WEEK 18 / THROUGH SUNDAY, JANUARY 9, 2022

NFC / LEADING SCORERS, NONKICKERS

Rank	Player, Team	TD	Rush	Rec	Ret	X2	Pts
1)	Conner, Ariz (RB)	18	15	3	0	0	108
2)	Kupp, LA-R (WR)	16	0	16	0	1	98
3t)	Evans, T.B. (WR)	14	0	14	0	0	84
3t)	Samuel, S.F. (WR)	14	8	6	0	0	84
5)	Elliott, Dal. (RB)	12	10	2	0	3	78
6)	Metcalfe, Sea. (WR)	12	0	12	0	0	72
7t)	Adams, G.B. (WR)	11	0	11	0	0	66
7t)	Patterson, Atl. (RB)	11	6	5	0	0	66
9)	Gibson, Was. (RB)	10	7	3	0	1	62
10t)	Fournette, T.B. (RB)	10	8	2	0	0	60
10t)	Hurts, Phi. (QB)	10	10	0	0	0	60
10t)	Jefferson, Min. (WR)	10	0	10	0	0	60
10t)	Jones, G.B. (RB)	10	4	6	0	0	60
10t)	Thielen, Min. (WR)	10	0	10	0	0	60
15)	Kamara, N.O. (RB)	9	4	5	0	0	54
16t)	Lockett, Sea. (WR)	8	0	8	0	1	50
16t)	Schultz, Dal. (TE)	8	0	8	0	1	50
18t)	Cooper, Dal. (WR)	8	0	8	0	0	48
18t)	Henderson, LA-R (RB)	8	5	3	0	0	48
18t)	Hopkins, Ariz (WR)	8	0	8	0	0	48
18t)	Lazard, G.B. (WR)	8	0	8	0	0	48
22t)	Dillon, G.B. (RB)	7	5	2	0	0	42
22t)	Montgomery, Chi. (RB)	7	7	0	0	0	42
22t)	Osborn, Min. (WR)	7	0	7	0	0	42
22t)	B. Scott, Phi. (RB)	7	7	0	0	0	42
22t)	Swift, Det. (RB)	7	5	2	0	0	42
27)	*St. Brown, Det. (WR)	6	1	5	0	2	40
28t)	Cook, Min. (RB)	6	6	0	0	1	38
28t)	*Gainwell, Phi. (RB)	6	5	1	0	1	38
28t)	C. Wilson, Dal. (WR)	6	0	6	0	1	38
31t)	Callaway, N.O. (WR)	6	0	6	0	0	36
31t)	Godwin, T.B. (WR)	6	1	5	0	0	36
31t)	Gronkowski, T.B. (TE)	6	0	6	0	0	36
31t)	*Hubbard, Car. (RB)	6	5	1	0	0	36
31t)	Jefferson, LA-R (WR)	6	0	6	0	0	36
31t)	Kittle, S.F. (TE)	6	0	6	0	0	36
31t)	Lamb, Dal. (WR)	6	0	6	0	0	36
31t)	*Mitchell, S.F. (RB)	6	5	1	0	0	36
31t)	Penny, Sea. (RB)	6	6	0	0	0	36
40t)	Aiyuk, S.F. (WR)	5	0	5	0	1	32
40t)	*Smith, Phi. (WR)	5	0	5	0	1	32
40t)	Woods, LA-R (WR)	5	1	4	0	1	32
43t)	Anderson, Car. (WR)	5	0	5	0	0	30
43t)	Beckham, Cle.-LA-R (WR)	5	0	5	0	0	30
43t)	Cobb, G.B. (WR)	5	0	5	0	0	30
43t)	Darnold, Car. (QB)	5	5	0	0	0	30
43t)	Ertz, Phi.-Ariz (TE)	5	0	5	0	0	30
43t)	Higbee, LA-R (TE)	5	0	5	0	0	30
43t)	Hill, N.O. (QB)	5	5	0	0	0	30
43t)	Jennings, S.F. (WR)	5	0	5	0	0	30
43t)	Kirk, Ariz (WR)	5	0	5	0	0	30
43t)	McLaurin, Was. (WR)	5	0	5	0	0	30
43t)	Michel, LA-R (RB)	5	4	1	0	0	30
43t)	Mooney, Chi. (WR)	5	1	4	0	0	30
43t)	K. Murray, Ariz (QB)	5	5	0	0	0	30
43t)	Newton, Car. (QB)	5	5	0	0	0	30

WEEK 18 / THROUGH SUNDAY, JANUARY 9, 2022**NFC / LEADING SCORERS, KICKERS**

Rank	Player, Team	PAT	FG	Pct	Long	Pts
1)	Gay, LA-R	48/49	32/34	.941	55	144
2)	Prater, Ariz	47/49	30/37	.811	62	137
3)	Joseph, Min.	36/40	33/38	.868	55	135
4)	Elliott, Phi.	44/44	30/33	.909	58	134
5)	Succop, T.B.	56/59	25/30	.833	48	131
6)	Zuerlein, Dal.	42/48	29/35	.829	56	129
7)	Crosby, G.B.	49/51	25/34	.735	54	124
8)	Koo, Atl.	30/30	27/29	.931	54	111
9)	Santos, Chi.	27/28	26/30	.867	47	105
10)	Gano, NY-G	17/17	29/33	.879	55	104
11)	Gould, S.F.	39/40	20/23	.870	52	99
12)	Myers, Sea.	44/47	17/23	.739	53	95
13)	Slye, Hou.-S.F.-Was.	18/22	23/25	.920	56	87
14)	Gonzalez, Det.-Car.	22/23	20/22	.909	57	82
15)	Maher, N.O.	10/12	16/18	.889	42	58
16)	*Patterson, N.E.-Det.	16/16	13/14	.929	49	55
17)	*B. Johnson, ALL totals	9/13	10/10	1.000	52	39
18)	Seibert, Det.	5/ 5	10/12	.833	52	35
19t)	Hajrullahu, ALL totals	8/ 8	4/ 5	.800	35	20
19t)	Rosas, N.O.-Det.	14/14	2/ 5	.400	44	20
21)	Santoso, ALL totals	6/ 8	4/ 5	.800	35	18
22)	Eberle, Car.-Hou.-Car.	5/ 5	2/ 3	.667	51	11
23)	Parkey, N.O.	3/ 5	0/ 0	---	--	3
24)	Wishnowsky, S.F.	1/ 2	0/ 1	.000	--	1
25t)	*Kessman, NY-J-Car.	0/ 2	0/ 0	---	--	0
25t)	Pinion, T.B.	0/ 0	0/ 1	.000	--	0

NFC / TOUCHBACKS ON KICKOFFS

Rank	Player, Team	TB
1)	Zuerlein, Dal.	80
2)	Joseph, Min.	76
3)	Prater, Ariz	73
4)	Pinion, T.B.	71
5)	Gay, LA-R	65
6)	Elliott, Phi.	61
7)	Crosby, G.B.	43
8)	Slye, Hou.-S.F.-Was.	37
9)	Gonzalez, Det.-Car.	35
10)	Santos, Chi.	34
11)	Myers, Sea.	31
12)	Koo, Atl.	29
13)	Gano, NY-G	27
14)	Wishnowsky, S.F.	21
15)	Fox, Det.	19
16t)	Maher, N.O.	18
16t)	Rosas, N.O.-Det.	18
18)	*B. Johnson, ALL totals	16
19t)	Hajrullahu, ALL totals	12
19t)	Santoso, ALL totals	12
21)	Gould, S.F.	8
22)	Hofrichter, T.B.	6
23)	Seibert, Det.	5
24)	Eberle, Car.-Hou.-Car.	3
25)	Gillikin, N.O.	2
26t)	*Kessman, NY-J-Car.	1
26t)	Parkey, N.O.	1

WEEK 18 / THROUGH SUNDAY, JANUARY 9, 2022

NFC / MOST YARDS FROM SCRIMMAGE

Rank	Player, Team	Yards	Total			Rushing			Receiving		
			Att+Rec	Avg	Yards	Att	Avg	Yards	Rec	Avg	
1)	Kupp, LA-R (WR)	1965	149	13.2	18	4	4.5	1947	145	13.4	
2)	Samuel, S.F. (WR)	1770	136	13.0	365	59	6.2	1405	77	18.2	
3)	Jefferson, Min. (WR)	1630	114	14.3	14	6	2.3	1616	108	15.0	
4)	Adams, G.B. (WR)	1553	123	12.6	0	0	---	1553	123	12.6	
5)	Cook, Min. (RB)	1383	283	4.9	1159	249	4.7	224	34	6.6	
6)	Kamara, N.O. (RB)	1337	287	4.7	898	240	3.7	439	47	9.3	
7)	Gibson, Was. (RB)	1331	300	4.4	1037	258	4.0	294	42	7.0	
8)	Elliott, Dal. (RB)	1289	284	4.5	1002	237	4.2	287	47	6.1	
9)	Fournette, T.B. (RB)	1266	249	5.1	812	180	4.5	454	69	6.6	
10)	D.J. Moore, Car. (WR)	1205	101	11.9	48	8	6.0	1157	93	12.4	
11)	Jones, G.B. (RB)	1190	223	5.3	799	171	4.7	391	52	7.5	
12)	Lockett, Sea. (WR)	1184	75	15.8	9	2	4.5	1175	73	16.1	
13)	Lamb, Dal. (WR)	1178	88	13.4	76	9	8.4	1102	79	13.9	
14)	Patterson, Atl. (RB)	1166	205	5.7	618	153	4.0	548	52	10.5	
15)	Montgomery, Chi. (RB)	1150	267	4.3	849	225	3.8	301	42	7.2	
16)	Conner, Ariz (RB)	1127	239	4.7	752	202	3.7	375	37	10.1	
17)	Godwin, T.B. (WR)	1124	102	11.0	21	4	5.3	1103	98	11.3	
18)	Dillon, G.B. (RB)	1116	221	5.0	803	187	4.3	313	34	9.2	
19)	*Mitchell, S.F. (RB)	1100	226	4.9	963	207	4.7	137	19	7.2	
20)	Mooney, Chi. (WR)	1087	87	12.5	32	6	5.3	1055	81	13.0	
21)	Swift, Det. (RB)	1069	213	5.0	617	151	4.1	452	62	7.3	
22)	McLaurin, Was. (WR)	1065	78	13.7	12	1	12.0	1053	77	13.7	
23)	Pollard, Dal. (RB)	1056	169	6.2	719	130	5.5	337	39	8.6	
24)	Evans, T.B. (WR)	1045	75	13.9	10	1	10.0	1035	74	14.0	
25)	*K. Pitts, Atl. (TE)	1026	68	15.1	0	0	---	1026	68	15.1	
26)	Kirk, Ariz (WR)	993	78	12.7	11	1	11.0	982	77	12.8	
27t)	Metcalfe, Sea. (WR)	973	76	12.8	6	1	6.0	967	75	12.9	
27t)	Michel, LA-R (RB)	973	229	4.2	845	208	4.1	128	21	6.1	
27t)	*St. Brown, Det. (WR)	973	97	10.0	61	7	8.7	912	90	10.1	
30)	Kittle, S.F. (TE)	930	74	12.6	20	3	6.7	910	71	12.8	
31)	*Smith, Phi. (WR)	916	64	14.3	0	0	---	916	64	14.3	
32)	Sanders, Phi. (RB)	912	163	5.6	754	137	5.5	158	26	6.1	
33)	Edmonds, Ariz (RB)	903	159	5.7	592	116	5.1	311	43	7.2	
34)	Cooper, Dal. (WR)	865	68	12.7	0	0	---	865	68	12.7	
35)	Henderson, LA-R (RB)	864	178	4.9	688	149	4.6	176	29	6.1	
36)	Booker, NY-G (RB)	861	185	4.7	593	145	4.1	268	40	6.7	
37)	Barkley, NY-G (RB)	856	203	4.2	593	162	3.7	263	41	6.4	
38)	Green, Ariz (WR)	848	54	15.7	0	0	---	848	54	15.7	
39)	Aiyuk, S.F. (WR)	843	61	13.8	17	5	3.4	826	56	14.8	
40)	Goedert, Phi. (TE)	830	56	14.8	0	0	---	830	56	14.8	
41)	Jefferson, LA-R (WR)	822	52	15.8	20	2	10.0	802	50	16.0	
42)	Schultz, Dal. (TE)	808	78	10.4	0	0	---	808	78	10.4	
43)	Gronkowski, T.B. (TE)	802	55	14.6	0	0	---	802	55	14.6	
44)	Penny, Sea. (RB)	797	125	6.4	749	119	6.3	48	6	8.0	
45)	*Hubbard, Car. (RB)	786	197	4.0	612	172	3.6	174	25	7.0	
46)	McCaffrey, Car. (RB)	785	136	5.8	442	99	4.5	343	37	9.3	
47)	Hurts, Phi. (QB)	784	139	5.6	784	139	5.6	0	0	---	
48)	Gage, Atl. (WR)	770	66	11.7	0	0	---	770	66	11.7	
49)	Ertz, Phi.-Ariz (TE)	767	75	10.2	4	1	4.0	763	74	10.3	
50)	M. Davis, Atl. (RB)	762	182	4.2	503	138	3.6	259	44	5.9	

WEEK 18 / THROUGH SUNDAY, JANUARY 9, 2022**NFC / LEADERS IN FIRST DOWNS**

Rank	Player, Team	Rush	Rec	Tot
1)	Kupp, LA-R (WR)	1	89	90
2)	Adams, G.B. (WR)	0	84	84
3)	Gibson, Was. (RB)	65	12	77
4)	Jefferson, Min. (WR)	1	75	76
5)	Fournette, T.B. (RB)	45	30	75
6)	Montgomery, Chi. (RB)	55	18	73
7)	Samuel, S.F. (WR)	21	51	72
8t)	Conner, Ariz (RB)	53	18	71
8t)	Elliott, Dal. (RB)	55	16	71
10)	Cook, Min. (RB)	57	9	66
11)	Dillon, G.B. (RB)	50	15	65
12)	D.J. Moore, Car. (WR)	4	60	64
13)	Kamara, N.O. (RB)	42	20	62
14t)	Godwin, T.B. (WR)	4	55	59
14t)	Jones, G.B. (RB)	37	22	59
16)	Lamb, Dal. (WR)	4	54	58
17)	Evans, T.B. (WR)	1	56	57
18)	Hurts, Phi. (QB)	56	0	56
19t)	Michel, LA-R (RB)	49	6	55
19t)	Patterson, Atl. (RB)	29	26	55
21)	*Mitchell, S.F. (RB)	47	6	53
22)	Mooney, Chi. (WR)	2	49	51
23t)	Pollard, Dal. (RB)	35	15	50
23t)	*St. Brown, Det. (WR)	2	48	50
25t)	McLaurin, Was. (WR)	1	47	48
25t)	Metcalfe, Sea. (WR)	0	48	48
25t)	J. Williams, Det. (RB)	42	6	48
28)	Henderson, LA-R (RB)	39	8	47
29)	Swift, Det. (RB)	28	18	46
30t)	Cooper, Dal. (WR)	0	45	45
30t)	Kirk, Ariz (WR)	1	44	45
32)	*Hubbard, Car. (RB)	36	8	44
33t)	Edmonds, Ariz (RB)	32	11	43
33t)	*K. Pitts, Atl. (TE)	0	43	43
33t)	Schultz, Dal. (TE)	0	43	43
33t)	*Smith, Phi. (WR)	0	43	43
37t)	Booker, NY-G (RB)	31	11	42
37t)	Goedert, Phi. (TE)	0	42	42
37t)	Kittle, S.F. (TE)	0	42	42
40)	Lockett, Sea. (WR)	0	41	41
41t)	Barkley, NY-G (RB)	27	13	40
41t)	Ertz, Phi.-Ariz (TE)	0	40	40
41t)	McCaffrey, Car. (RB)	19	21	40
44)	Sanders, Phi. (RB)	33	6	39
45)	Mattison, Min. (RB)	28	10	38
46t)	Aiyuk, S.F. (WR)	0	37	37
46t)	Gage, Atl. (WR)	0	37	37
46t)	Green, Ariz (WR)	0	37	37
46t)	Thielen, Min. (WR)	0	37	37
50)	Woods, LA-R (WR)	1	34	35

WEEK 18 / THROUGH SUNDAY, JANUARY 9, 2022**NFC / LEADING PUNTERS**

Rank	Player, Team	No	Yards	Lg	Avg	TB	Blk	Dwn	OB	Opp Ret	In	Net
1)	Fox, Det.	65	3198	70	49.2	7	0	11	2	35	308	17 42.3
2)	Lee, Ariz	51	2501	62	49.0	5	0	5	3	30	265	12 41.9
3)	Anger, Dal.	65	3143	63	48.4	4	0	7	5	25	163	24 44.6
4)	Way, Was.	60	2901	66	48.4	7	1	8	5	26	237	22 41.4
5)	Gillikin, N.O.	83	3956	63	47.7	4	0	11	7	43	391	29 42.0
6)	Morstead, NY-J-Atl.	45	2123	64	47.2	2	0	4	3	19	191	18 42.0
7)	Dickson, Sea.	83	3895	68	46.9	10	0	13	6	32	234	40 41.7
8)	Bojorquez, G.B.	53	2467	82	46.5	4	0	7	9	21	268	18 40.0
9)	Berry, Min.	78	3624	64	46.5	3	1	10	11	39	339	26 40.8
10)	O'Donnell, Chi.	62	2865	72	46.2	5	0	7	3	34	375	19 38.5
11)	Wishnowsky, S.F.	57	2566	67	45.0	5	0	10	7	20	156	21 40.5
12)	Dixon, NY-G	74	3283	63	44.4	6	0	17	8	28	237	24 39.5
13)	Hekker, LA-R	51	2252	59	44.2	1	0	8	8	9	60	23 42.6
14)	Siposs, Phi.	55	2416	68	43.9	3	0	10	6	24	225	17 38.7
15)	Pinion, T.B.	56	2378	65	42.5	2	0	8	8	21	162	23 38.9

NFC / LEADING PUNTERS, NET AVERAGE

Rank	Player, Team	No	Yards	Lg	Avg	TB	Blk	Dwn	OB	Opp Ret	In	Net
1)	Anger, Dal.	65	3143	63	48.4	4	0	7	5	25	163	24 44.6
2)	Hekker, LA-R	51	2252	59	44.2	1	0	8	8	9	60	23 42.6
3)	Fox, Det.	65	3198	70	49.2	7	0	11	2	35	308	17 42.3
4)	Morstead, NY-J-Atl.	45	2123	64	47.2	2	0	4	3	19	191	18 42.0
5)	Gillikin, N.O.	83	3956	63	47.7	4	0	11	7	43	391	29 42.0
6)	Lee, Ariz	51	2501	62	49.0	5	0	5	3	30	265	12 41.9
7)	Dickson, Sea.	83	3895	68	46.9	10	0	13	6	32	234	40 41.7
8)	Way, Was.	60	2901	66	48.4	7	1	8	5	26	237	22 41.4
9)	Berry, Min.	78	3624	64	46.5	3	1	10	11	39	339	26 40.8
10)	Wishnowsky, S.F.	57	2566	67	45.0	5	0	10	7	20	156	21 40.5
11)	Bojorquez, G.B.	53	2467	82	46.5	4	0	7	9	21	268	18 40.0
12)	Dixon, NY-G	74	3283	63	44.4	6	0	17	8	28	237	24 39.5
13)	Pinion, T.B.	56	2378	65	42.5	2	0	8	8	21	162	23 38.9
14)	Siposs, Phi.	55	2416	68	43.9	3	0	10	6	24	225	17 38.7
15)	O'Donnell, Chi.	62	2865	72	46.2	5	0	7	3	34	375	19 38.5

NFC / PUNT RETURN LEADERS

Rank	Player, Team	Ret	FC	Yards	Avg	Long	TD
1)	Grant, Mia.-Chi.	26	2	309	11.9	97t	1
2)	Erickson, Car.	23	30	204	8.9	22	0
3)	Swain, Sea.	22	22	189	8.6	22	0
4)	Westbrook, Min.	22	18	183	8.3	45	0
5)	Reagor, Phi.	31	15	227	7.3	39	0
6)	Aiyuk, S.F.	29	12	208	7.2	27	0

NFC / KICKOFF RETURN LEADERS

Rank	Player, Team	Ret	Yards	Avg	Long	TD
1)	Carter, Was.	36	904	25.1	101t	1
2)	Igwebuike, Det.	28	697	24.9	47	0
3)	*Herbert, Chi.	27	650	24.1	50	0
4)	Harris, N.O.	29	690	23.8	39	0
5)	Grant, Mia.-Chi.	23	539	23.4	34	0
6)	Dallas, Sea.	33	764	23.2	40	0
7)	Abdullah, Min.-Car.	29	646	22.3	45	0
8)	*A. Williams, Atl.	23	490	21.3	38	0

WEEK 18 / THROUGH SUNDAY, JANUARY 9, 2022**NFC / LEADERS IN INTERCEPTIONS**

Rank	Player, Team	Int	Yards	Avg	Long	TD
1)	Diggs, Dal.	11	142	12.9	59t	2
2)	Oruwariye, Det.	6	73	12.2	50	0
3t)	Douglas, Ariz-G.B.	5	105	21.0	55t	2
3t)	Diggs, Sea.	5	68	13.6	29	0
3t)	X. McKinney, NY-G	5	64	12.8	41t	1
6t)	McCain, Was.	4	63	15.8	30t	1
6t)	Murphy, Ariz	4	49	12.3	29t	1
6t)	Ramsey, LA-R	4	41	10.3	25	0
6t)	Rapp, LA-R	4	31	7.8	18	0
6t)	Bradberry, NY-G	4	19	4.8	14	0
11t)	Baker, Ariz	3	101	33.7	77	0
11t)	Lewis, Dal.	3	88	29.3	66	0
11t)	P. Williams, N.O.	3	86	28.7	46	1
11t)	Oluokun, Atl.	3	80	26.7	56	0
11t)	Slay, Phi.	3	76	25.3	51t	1
11t)	Woods, Min.	3	54	18.0	27	0
11t)	*Adebo, N.O.	3	50	16.7	33	0
11t)	J. Thompson, Ariz	3	49	16.3	33	0
11t)	Edwards, T.B.	3	46	15.3	31t	2
11t)	A. Brown, Dal.	3	45	15.0	45t	1
11t)	Gardner-Johnson, N.O.	3	45	15.0	26	0
11t)	Terrell, Atl.	3	42	14.0	35	0
11t)	Lattimore, N.O.	3	35	11.7	20	0
11t)	Sullivan, G.B.	3	14	4.7	13	0
11t)	Barr, Min.	3	11	3.7	8	0

WEEK 18 / THROUGH SUNDAY, JANUARY 9, 2022**NFC / LEADERS IN SACKS**

Rank	Player, Team	Sacks
1)	Quinn, Chi. (LB)	18.5
2)	Bosa, S.F. (DE)	15.5
3)	*Parsons, Dal. (LB)	13.0
4t)	Donald, LA-R (DE)	12.5
4t)	Jordan, N.O. (DE)	12.5
6t)	Golden, Ariz (LB)	11.0
6t)	Reddick, Car. (LB)	11.0
8)	C. Jones, Ariz (LB)	10.5
9)	Barrett, T.B. (LB)	10.0
10t)	Floyd, LA-R (LB)	9.5
10t)	Gary, G.B. (LB)	9.5
10t)	Miller, Den.-LA-R (LB)	9.5
13t)	J. Allen, Was. (DT)	9.0
13t)	Burns, Car. (DE)	9.0
13t)	Davenport, N.O. (DE)	9.0
13t)	P. Smith, G.B. (LB)	9.0
17)	Dunlap, Sea. (DE)	8.5
18t)	*Ojulari, NY-G (LB)	8.0
18t)	Wonnum, Min. (DE)	8.0
20t)	Hargrave, Phi. (DT)	7.5
20t)	C. Harris, Det. (LB)	7.5
20t)	Sweat, Phi. (DE)	7.5
23)	Tr. Gipson, Chi. (LB)	7.0
24t)	Green, Sea. (DE)	6.5
24t)	Key, S.F. (DE)	6.5
24t)	Taylor, Sea. (DE)	6.5
24t)	L. Williams, NY-G (DE)	6.5
28t)	Armstead, S.F. (DT)	6.0
28t)	Gregory, Dal. (DE)	6.0
28t)	Hunter, Min. (DE)	6.0
28t)	K. Mack, Chi. (LB)	6.0
28t)	Suh, T.B. (DE)	6.0
33t)	Armstrong, Dal. (DE)	5.0
33t)	Carter, NY-G (LB)	5.0
33t)	Griffen, Min. (DE)	5.0
33t)	Kendricks, Min. (LB)	5.0
33t)	Lowry, G.B. (DE)	5.0
33t)	Nelson, T.B. (LB)	5.0
33t)	J. Okwara, Det. (LB)	5.0
33t)	Sweat, Was. (DE)	5.0
33t)	Watts, Min. (DT)	5.0
42t)	A. Bryant, Det. (LB)	4.5
42t)	Ebukam, S.F. (DE)	4.5
42t)	Fowler, Atl. (LB)	4.5
42t)	Gaines, LA-R (NT)	4.5
42t)	Gholston, T.B. (DE)	4.5
42t)	Payne, Was. (DT)	4.5
48t)	Allen, Ariz (DE)	4.0
48t)	Clark, G.B. (NT)	4.0
48t)	Hicks, Ariz (LB)	4.0
48t)	Kpassagnon, N.O. (DE)	4.0
48t)	Mercilus, Hou.-G.B. (DE)	4.0
48t)	*Tryon-Shoyinka, T.B. (LB)	4.0
48t)	Vea, T.B. (NT)	4.0

WEEK 18 / THROUGH SUNDAY, JANUARY 9, 2022**NFC / FUMBLE RECOVERIES**

Rank	Player, Team	TotRec	OffRec	DefRec
1)	K. Murray, Ariz	13	13	0
2)	Prescott, Dal.	7	7	0
3)	Heinicke, Was.	6	6	0
4t)	Cousins, Min.	4	4	0
4t)	*Fields, Chi.	4	4	0
6t)	Allen, Ariz	3	0	3
6t)	Darnold, Car.	3	3	0
6t)	*Darrisaw, Min.	3	3	0
6t)	Garoppolo, S.F.	3	3	0
6t)	Goff, Det.	3	3	0
6t)	*Herbert, Chi.	3	3	0
6t)	Hurts, Phi.	3	3	0
6t)	Luvu, Car.	3	0	3
6t)	McCoy, Ariz	3	3	0
6t)	Patterson, Atl.	3	3	0
6t)	Ryan, Atl.	3	3	0
6t)	Stafford, LA-R	3	3	0
6t)	Warner, S.F.	3	0	3
6t)	Wilson, Sea.	3	3	0
6t)	Winfield, T.B.	3	0	3

NFC / OFFENSIVE FUMBLE RECOVERIES

Rank	Player, Team	Ret	Yards	Avg	Long	TD
1)	K. Murray, Ariz	13	0	0.0	0	0
2)	Prescott, Dal.	7	0	0.0	0	0
3)	Heinicke, Was.	6	0	0.0	0	0
4t)	Cousins, Min.	4	0	0.0	0	0
4t)	*Fields, Chi.	4	0	0.0	0	0
6t)	Darnold, Car.	3	0	0.0	0	0
6t)	*Darrisaw, Min.	3	0	0.0	0	0
6t)	Garoppolo, S.F.	3	0	0.0	0	0
6t)	Goff, Det.	3	0	0.0	0	0
6t)	*Herbert, Chi.	3	0	0.0	0	0
6t)	Hurts, Phi.	3	0	0.0	0	0
6t)	McCoy, Ariz	3	0	0.0	0	0
6t)	Patterson, Atl.	3	0	0.0	0	0
6t)	Ryan, Atl.	3	0	0.0	0	0
6t)	Stafford, LA-R	3	0	0.0	0	0
6t)	Wilson, Sea.	3	0	0.0	0	0

NFC / DEFENSIVE FUMBLE RECOVERIES

Rank	Player, Team	Ret	Yards	Avg	Long	TD
1t)	Luvu, Car.	3	35	11.7	28	0
1t)	Allen, Ariz	3	26	8.7	16t	1
1t)	Winfield, T.B.	3	9	3.0	9	0
1t)	Warner, S.F.	3	0	0.0	0	0
5t)	Slay, Phi.	2	116	58.0	83t	2
5t)	Houston-Carson, Chi.	2	25	12.5	25t	1
5t)	Collins, Was.	2	23	11.5	23	0
5t)	Nichols, Chi.	2	13	6.5	12	0
5t)	Al-Shaair, S.F.	2	12	6.0	12	0
5t)	Lewis, Dal.	2	10	5.0	10	0
5t)	Barrett, T.B.	2	4	2.0	3	0
5t)	Barnes, G.B.	2	1	0.5	1	0
5t)	Barr, Min.	2	0	0.0	0	0
5t)	Golden, Ariz	2	0	0.0	0	0
5t)	Hicks, Ariz	2	0	0.0	0	0
5t)	Hyder, Sea.	2	0	0.0	0	0
5t)	D. Johnson, S.F.	2	0	0.0	0	0
5t)	*Melifonwu, Det.	2	0	0.0	0	0
5t)	Sherfield, S.F.	2	0	0.0	0	0

WEEK 18 / THROUGH SUNDAY, JANUARY 9, 2022

NFL / LEADING PASSERS

Player, Team	Att	Comp	Pct		Avg		Pct			Pct Rating	
			Comp	Yds	Gain	TD	TD	Long	Int	Int	Points
Aa. Rodgers, G.B.	531	366	68.9	4115	7.75	37	7.0	75t	4	0.8	111.9
Burrow, Cin.	520	366	70.4	4611	8.87	34	6.5	82t	14	2.7	108.3
Prescott, Dal.	596	410	68.8	4449	7.46	37	6.2	51	10	1.7	104.2
Cousins, Min.	561	372	66.3	4221	7.52	33	5.9	64t	7	1.2	103.1
Wilson, Sea.	400	259	64.8	3113	7.78	25	6.3	69t	6	1.5	103.1
Stafford, LA-R	601	404	67.2	4886	8.13	41	6.8	79t	17	2.8	102.9
Brady, T.B.	719	485	67.5	5316	7.39	43	6.0	62t	12	1.7	102.1
K. Murray, Ariz	481	333	69.2	3787	7.87	24	5.0	77t	10	2.1	100.6
Garoppolo, S.F.	441	301	68.3	3810	8.64	20	4.5	83	12	2.7	98.7
Mahomes, K.C.	658	436	66.3	4839	7.35	37	5.6	75t	13	2.0	98.5
Herbert, LA-C	672	443	65.9	5014	7.46	38	5.7	72t	15	2.2	97.7
Bridgewater, Den.	426	285	66.9	3052	7.16	18	4.2	64	7	1.6	94.9
Wentz, Ind.	516	322	62.4	3563	6.91	27	5.2	76t	7	1.4	94.6
Carr, L.V.	626	428	68.4	4804	7.67	23	3.7	61t	14	2.2	94.0
*M. Jones, N.E.	521	352	67.6	3801	7.30	22	4.2	75t	13	2.5	92.5
Allen, Buf.	646	409	63.3	4407	6.82	36	5.6	61	15	2.3	92.2
Goff, Det.	494	332	67.2	3245	6.57	19	3.8	63t	8	1.6	91.5
Ryan, Atl.	560	375	67.0	3968	7.09	20	3.6	64	12	2.1	90.4
Tagovailoa, Mia.	388	263	67.8	2653	6.84	16	4.1	65t	10	2.6	90.1
Tannehill, Ten.	531	357	67.2	3734	7.03	21	4.0	57t	14	2.6	89.6
*Mills, Hou.	394	263	66.8	2664	6.76	16	4.1	67t	10	2.5	88.8
Hurts, Phi.	432	265	61.3	3144	7.28	16	3.7	91	9	2.1	87.2
L. Jackson, Bal.	382	246	64.4	2882	7.54	16	4.2	49t	13	3.4	87.0
Roethlisberger, Pit.	605	390	64.5	3740	6.18	22	3.6	59	10	1.7	86.8
Heinicke, Was.	494	321	65.0	3419	6.92	20	4.0	73t	15	3.0	85.9
D. Jones, NY-G	361	232	64.3	2428	6.73	10	2.8	54t	7	1.9	84.8
Mayfield, Cle.	418	253	60.5	3010	7.20	17	4.1	71t	13	3.1	83.1
*Fields, Chi.	270	159	58.9	1870	6.93	7	2.6	64	10	3.7	73.2
Darnold, Car.	406	243	59.9	2527	6.22	9	2.2	63	13	3.2	71.9
*Lawrence, Jac.	602	359	59.6	3641	6.05	12	2.0	58	17	2.8	71.9
*Z. Wilson, NY-J	383	213	55.6	2334	6.09	9	2.3	54	11	2.9	69.7

NFL / LEADING PASSERS, RANKS

Player, Team	Att	Comp	Pct		Avg		Pct			Pct Rating	
			Comp	Yds	Gain	TD	TD	Long	Int	Int	Points
Aa. Rodgers, G.B.	12t	11t	3	10	6	4t	1		1		1
Burrow, Cin.	15	11t	1	6	1	8	3		24t	22	2
Prescott, Dal.	9	5	4	7	10	4t	5		9t	9	3
Cousins, Min.	10	10	16	9	9	9	7		3t	2	4
Wilson, Sea.	25	25	20	22	5	11	4		2	4	5
Stafford, LA-R	8	7	11	3	3	2	2		30t	25	6
Brady, T.B.	1	1	9	1	12	1	6		16t	8	7
K. Murray, Ariz	19	16	2	14	4	12	12		9t	12	8
Garoppolo, S.F.	20	20	6	12	2	17t	13		16t	23	9
Mahomes, K.C.	3	3	17	4	13	4t	9		19t	11	10
Herbert, LA-C	2	2	18	2	11	3	8		27t	15	11
Bridgewater, Den.	22	21	14	23	17	21	14		3t	6	12
Wentz, Ind.	16	18	25	18	22	10	11		3t	3	13
Carr, L.V.	5	4	5	5	7	13	24		24t	16	14
*M. Jones, N.E.	14	15	8	13	14	14t	15		19t	18	15
Allen, Buf.	4	6	24	8	24	7	10		27t	17	16
Goff, Det.	17t	17	12	20	27	20	22		7	5	17
Ryan, Atl.	11	9	13	11	18	17t	26		16t	14	18
Tagovailoa, Mia.	27	23t	7	27	23	23t	17		9t	20	19
Tannehill, Ten.	12t	14	10	16	19	16	21		24t	21	20
*Mills, Hou.	26	23t	15	26	25	23t	19		9t	19	21
Hurts, Phi.	21	22	26	21	15	23t	23		8	13	22
L. Jackson, Bal.	29	27	22	25	8	23t	16		19t	30	23
Roethlisberger, Pit.	6	8	21	15	29	14t	25		9t	7	24
Heinicke, Was.	17t	19	19	19	21	17t	20		27t	27	25
D. Jones, NY-G	30	29	23	29	26	30	27		3t	10	26
Mayfield, Cle.	23	26	27	24	16	22	18		19t	28	27
*Fields, Chi.	31	31	30	31	20	34	28		9t	31	28
Darnold, Car.	24	28	28	28	28	31t	30		19t	29	29
*Lawrence, Jac.	7	13	29	17	31	28	31		30t	24	30
*Z. Wilson, NY-J	28	30	31	30	30	31t	29		15	26	31

WEEK 18 / THROUGH SUNDAY, JANUARY 9, 2022

NFL / FOURTH-QUARTER PASSING LEADERS

Rank	Player, Team	Att	Comp	Comp%	Yards	YPA	TD	TD%	Int	Int%	Rating
1)	Stafford, LA-R	134	96	71.6	1118	8.34	12	9.0	0	0.0	126.4
2)	Allen, Buf.	135	96	71.1	1027	7.61	10	7.4	0	0.0	117.7
3)	Mahomes, K.C.	121	81	66.9	979	8.09	11	9.1	2	1.7	115.0
4)	Siemian, N.O.	68	46	67.6	471	6.93	6	8.8	1	1.5	110.6
5)	Aa. Rodgers, G.B.	93	59	63.4	753	8.10	6	6.5	0	0.0	110.2
6)	Roethlisberger, Pit.	189	132	69.8	1375	7.28	12	6.3	1	0.5	109.6
7)	Hurts, Phi.	107	65	60.7	784	7.33	7	6.5	0	0.0	105.0
8)	Cousins, Min.	163	109	66.9	1337	8.20	8	4.9	2	1.2	103.2
9)	Burrow, Cin.	123	82	66.7	1081	8.79	10	8.1	6	4.9	101.0
10)	Brady, T.B.	162	106	65.4	1172	7.23	9	5.6	2	1.2	100.1
11)	Bridgewater, Den.	122	84	68.9	928	7.61	8	6.6	4	3.3	99.4
12)	Prescott, Dal.	126	85	67.5	917	7.28	8	6.3	4	3.2	96.6
13)	Garoppolo, S.F.	103	69	67.0	947	9.19	5	4.9	4	3.9	96.2
14)	Carr, L.V.	164	116	70.7	1375	8.38	5	3.0	4	2.4	96.0
15)	Herbert, LA-C	201	125	62.2	1583	7.88	14	7.0	7	3.5	95.4
16)	*M. Jones, N.E.	129	81	62.8	914	7.09	8	6.2	3	2.3	94.9
17)	K. Murray, Ariz	121	80	66.1	914	7.55	3	2.5	1	0.8	93.5
18)	Tagovailoa, Mia.	98	67	68.4	743	7.58	7	7.1	5	5.1	93.2
19)	Wentz, Ind.	124	77	62.1	957	7.72	5	4.0	3	2.4	89.3
20)	*Mills, Hou.	148	96	64.9	989	6.68	7	4.7	4	2.7	88.5
21)	Wilson, Sea.	101	62	61.4	644	6.38	5	5.0	2	2.0	88.1
22)	Brissett, Mia.	50	33	66.0	310	6.20	2	4.0	1	2.0	87.9
23)	Tannehill, Ten.	122	85	69.7	903	7.40	5	4.1	5	4.1	87.6
24)	Ryan, Atl.	142	97	68.3	1062	7.48	6	4.2	6	4.2	86.6
25)	L. Jackson, Bal.	100	62	62.0	724	7.24	5	5.0	4	4.0	83.9
26)	Lock, Den.	43	25	58.1	326	7.58	1	2.3	1	2.3	80.2
27)	Goff, Det.	180	118	65.6	1131	6.28	3	1.7	5	2.8	76.9
28)	*Z. Wilson, NY-J	138	75	54.3	894	6.48	4	2.9	3	2.2	75.0
29)	Heinicke, Was.	145	94	64.8	931	6.42	5	3.4	7	4.8	74.2
30)	D. Jones, NY-G	111	62	55.9	591	5.32	2	1.8	1	0.9	73.1
31)	Huntley, Bal.	72	46	63.9	404	5.61	1	1.4	2	2.8	71.8
32)	Darnold, Car.	120	69	57.5	698	5.82	4	3.3	4	3.3	71.5
33)	*Fields, Chi.	89	51	57.3	579	6.51	3	3.4	4	4.5	69.5
34)	*Lawrence, Jac.	195	110	56.4	1123	5.76	3	1.5	5	2.6	67.5
35)	Mayfield, Cle.	110	56	50.9	607	5.52	4	3.6	4	3.6	64.5
36)	Dalton, Chi.	76	44	57.9	426	5.61	2	2.6	4	5.3	60.5
37)	Glennon, NY-G	75	42	56.0	351	4.68	3	4.0	6	8.0	48.3

NFL / THIRD-DOWN PASSING LEADERS

Rank	Player, Team	Att	Comp	Comp%	Yards	YPA	TD	TD%	Int	Int%	Rating
1)	K. Murray, Ariz	112	71	63.4	1029	9.19	11	9.8	2	1.8	118.5
2)	Aa. Rodgers, G.B.	135	84	62.2	1049	7.77	13	9.6	2	1.5	112.2
3)	Brady, T.B.	163	100	61.3	1196	7.34	17	10.4	3	1.8	110.9
4)	Burrow, Cin.	131	95	72.5	1332	10.17	8	6.1	5	3.8	109.3
5)	Prescott, Dal.	145	90	62.1	1068	7.37	12	8.3	2	1.4	106.3
6)	Cousins, Min.	164	101	61.6	1270	7.74	13	7.9	3	1.8	104.5
7)	Stafford, LA-R	141	91	64.5	1379	9.78	12	8.5	7	5.0	104.3
8)	Herbert, LA-C	169	105	62.1	1357	8.03	13	7.7	5	3.0	100.6
9)	Wentz, Ind.	137	77	56.2	994	7.26	10	7.3	1	0.7	100.4
10)	Mahomes, K.C.	147	97	66.0	1259	8.56	13	8.8	8	5.4	99.6
11)	Garoppolo, S.F.	108	69	63.9	983	9.10	6	5.6	4	3.7	96.3
12)	Ryan, Atl.	155	101	65.2	1117	7.21	8	5.2	3	1.9	95.6
13)	Bridgewater, Den.	121	80	66.1	802	6.63	6	5.0	2	1.7	94.4
14)	Allen, Buf.	155	86	55.5	1008	6.50	15	9.7	6	3.9	91.5
15)	Wilson, Sea.	103	53	51.5	800	7.77	8	7.8	3	2.9	91.1
16)	*M. Jones, N.E.	133	85	63.9	949	7.14	8	6.0	5	3.8	89.5
17)	Roethlisberger, Pit.	181	117	64.6	1167	6.45	8	4.4	4	2.2	88.3
18)	D. Jones, NY-G	97	55	56.7	733	7.56	2	2.1	0	0.0	87.7
19)	Carr, L.V.	143	87	60.8	1232	8.62	7	4.9	6	4.2	87.5
20)	*Mills, Hou.	110	70	63.6	749	6.81	6	5.5	5	4.5	82.7
21)	Goff, Det.	113	72	63.7	720	6.37	4	3.5	3	2.7	82.5
22)	Tagovailoa, Mia.	99	59	59.6	626	6.32	6	6.1	4	4.0	81.5
23)	Hurts, Phi.	108	58	53.7	792	7.33	5	4.6	3	2.8	81.3
24)	Tannehill, Ten.	161	109	67.7	1145	7.11	7	4.3	10	6.2	76.7
25)	Heinicke, Was.	128	71	55.5	750	5.86	6	4.7	6	4.7	68.8
26)	L. Jackson, Bal.	86	49	57.0	558	6.49	5	5.8	6	7.0	66.9
27)	*Z. Wilson, NY-J	100	52	52.0	553	5.53	3	3.0	3	3.0	66.0
28)	Darnold, Car.	108	62	57.4	522	4.83	2	1.9	3	2.8	64.7
29)	*Lawrence, Jac.	153	78	51.0	848	5.54	2	1.3	3	2.0	63.8
30)	Mayfield, Cle.	100	50	50.0	571	5.71	3	3.0	6	6.0	52.5

WEEK 18 / THROUGH SUNDAY, JANUARY 9, 2022**NFL / LEADING RUSHERS**

Rank	Player, Team	Att	Yards	Avg	Long	TD
1)	Taylor, Ind.	332	1811	5.5	83	18
2)	Chubb, Cle.	228	1259	5.5	70t	8
3)	Mixon, Cin.	292	1205	4.1	32	13
4)	*Harris, Pit.	307	1200	3.9	37t	7
5)	Cook, Min.	249	1159	4.7	66	6
6)	Gibson, Was.	258	1037	4.0	27	7
7)	Elliott, Dal.	237	1002	4.2	47	10
8)	*Mitchell, S.F.	207	963	4.7	39	5
9)	Henry, Ten.	219	937	4.3	76t	10
10)	Harris, N.E.	202	929	4.6	64t	15
11)	M. Gordon, Den.	203	918	4.5	70t	8
12)	Ekeler, LA-C	206	911	4.4	28	12
13)	*J. Williams, Den.	203	903	4.4	49	4
14)	Kamara, N.O.	240	898	3.7	30	4
15)	Jacobs, L.V.	217	872	4.0	28	9
16)	Singletary, Buf.	188	870	4.6	46t	7
17)	Montgomery, Chi.	225	849	3.8	41	7
18)	Michel, LA-R	208	845	4.1	39	4
19)	Fournette, T.B.	180	812	4.5	47t	8
20)	Dillon, G.B.	187	803	4.3	36	5
21)	Jones, G.B.	171	799	4.7	57	4
22)	Hurts, Phi. (QB)	139	784	5.6	31	10
23t)	L. Jackson, Bal. (QB)	133	767	5.8	31	2
23t)	J. Robinson, Jac.	164	767	4.7	58	8
25)	Allen, Buf. (QB)	122	763	6.3	34	6
26)	Sanders, Phi.	137	754	5.5	38	0
27)	Conner, Ariz	202	752	3.7	35	15
28)	Penny, Sea.	119	749	6.3	62t	6
29)	Pollard, Dal.	130	719	5.5	58t	2
30)	Henderson, LA-R	149	688	4.6	29	5
31)	*Michael Carter, NY-J	147	639	4.3	55	4
32)	Patterson, Atl.	153	618	4.0	39	6
33)	Swift, Det.	151	617	4.1	57t	5
34t)	Gaskin, Mia.	173	612	3.5	30	3
34t)	*Hubbard, Car.	172	612	3.6	26	5
36)	*Stevenson, N.E.	133	606	4.6	21	5
37)	J. Williams, Det.	153	601	3.9	20	3
38t)	Barkley, NY-G	162	593	3.7	41	2
38t)	Booker, NY-G	145	593	4.1	31	2
40)	Edmonds, Ariz	116	592	5.1	54	2
41)	Freeman, Bal.	133	576	4.3	32	5
42)	Foreman, Ten.	133	566	4.3	35	3
43)	Darre. Williams, K.C.	144	558	3.9	21	6
44)	Ingram, Hou.-N.O.	160	554	3.5	28	2
45)	D. Johnson, Cle.	100	534	5.3	30	3
46)	Edwards-Helaire, K.C.	119	517	4.3	17	4
47)	M. Davis, Atl.	138	503	3.6	18	3
48)	L. Murray, Bal.	119	501	4.2	46t	6
49)	Mattison, Min.	134	491	3.7	48	3
50)	McCaffrey, Car.	99	442	4.5	18	1

WEEK 18 / THROUGH SUNDAY, JANUARY 9, 2022

NFL / THIRD-AND-ONE RUSHING LEADERS

Rank	Player, Team	Att	FD	Pct
1t)	Burton, K.C.	7	7	100.0
1t)	Garoppolo, S.F.	7	7	100.0
1t)	Bridgewater, Den.	5	5	100.0
1t)	Herbert, LA-C	5	5	100.0
1t)	R. Jones, T.B.	5	5	100.0
1t)	Penny, NY-G	5	5	100.0
1t)	Wilson, Sea.	5	5	100.0
8)	J. Williams, Det.	10	9	90.0
9)	Henry, Ten.	9	8	88.9
10)	Tannehill, Ten.	8	7	87.5
11t)	*Hubbard, Car.	7	6	85.7
11t)	Hurts, Phi.	7	6	85.7
11t)	*M. Jones, N.E.	7	6	85.7
11t)	Darre. Williams, K.C.	7	6	85.7
15t)	Booker, NY-G	6	5	83.3
15t)	Darnold, Car.	6	5	83.3
15t)	Harris, N.E.	6	5	83.3
18)	Fournette, T.B.	11	9	81.8
19)	Dillon, G.B.	10	8	80.0
20)	Taylor, Ind.	17	13	76.5
21t)	Burkhead, Hou.	12	9	75.0
21t)	Elliott, Dal.	12	9	75.0
23)	Conner, Ariz	21	15	71.4
24)	Gibson, Was.	17	12	70.6
25t)	Cook, Min.	8	5	62.5
25t)	Montgomery, Chi.	8	5	62.5
27)	Mixon, Cin.	10	6	60.0
28)	Michel, LA-R	12	7	58.3
29)	Jacobs, L.V.	9	5	55.6
30)	*Harris, Pit.	12	6	50.0

WEEK 18 / THROUGH SUNDAY, JANUARY 9, 2022**NFL / LEADERS IN RECEPTIONS**

Rank	Player, Team	Rec	Yards	Avg	Long	TD
1)	Kupp, LA-R	145	1947	13.4	59	16
2)	Adams, G.B.	123	1553	12.6	59	11
3)	Hill, K.C.	111	1239	11.2	75t	9
4)	Jefferson, Min.	108	1616	15.0	56	10
5t)	Andrews, Bal. (TE)	107	1361	12.7	43	9
5t)	D. Johnson, Pit.	107	1161	10.9	50t	8
7)	Allen, LA-C	106	1138	10.7	42	6
8)	*Waddle, Mia.	104	1015	9.8	57	6
9t)	Diggs, Buf.	103	1225	11.9	61	10
9t)	Renfrow, L.V.	103	1038	10.1	54	9
11)	Godwin, T.B.	98	1103	11.3	44	5
12)	D.J. Moore, Car.	93	1157	12.4	64	4
13)	Kelce, K.C. (TE)	92	1125	12.2	69	9
14)	Brown, Bal.	91	1008	11.1	49t	6
15t)	Cooks, Hou.	90	1037	11.5	52	6
15t)	*St. Brown, Det.	90	912	10.1	37t	5
17)	Pittman, Ind.	88	1082	12.3	57	6
18)	Meyers, N.E.	83	866	10.4	39	2
19)	Beasley, Buf.	82	693	8.5	29t	1
20t)	*Chase, Cin.	81	1455	18.0	82t	13
20t)	Mooney, Chi.	81	1055	13.0	64	4
22)	Lamb, Dal.	79	1102	13.9	49t	6
23)	Schultz, Dal. (TE)	78	808	10.4	32t	8
24t)	Samuel, S.F.	77	1405	18.2	83	6
24t)	McLaurin, Was.	77	1053	13.7	46	5
24t)	Kirk, Ariz	77	982	12.8	50	5
27)	Williams, LA-C	76	1146	15.1	72t	9
28)	Metcalfe, Sea.	75	967	12.9	84t	12
29t)	Higgins, Cin.	74	1091	14.7	54	6
29t)	Evans, T.B.	74	1035	14.0	46	14
29t)	Ertz, Phi.-Ariz (TE)	74	763	10.3	47t	5
29t)	*Harris, Pit. (RB)	74	467	6.3	25t	3
33t)	Lockett, Sea.	73	1175	16.1	69t	8
33t)	M. Jones, Jac.	73	832	11.4	33	4
33t)	Gesicki, Mia. (TE)	73	780	10.7	40	2
36)	Kittle, S.F. (TE)	71	910	12.8	48t	6
37)	Ekeler, LA-C (RB)	70	647	9.2	40	8
38)	Fournette, T.B. (RB)	69	454	6.6	23	2
39t)	*K. Pitts, Atl. (TE)	68	1026	15.1	61	1
39t)	Cooper, Dal.	68	865	12.7	41	8
39t)	Fant, Den. (TE)	68	670	9.9	35	4
42t)	Boyd, Cin.	67	828	12.4	68t	5
42t)	Thielen, Min.	67	726	10.8	35	10
44)	Gage, Atl.	66	770	11.7	49t	4
45)	*Smith, Phi.	64	916	14.3	46	5
46t)	A.J. Brown, Ten.	63	869	13.8	57t	5
46t)	Shenault, Jac.	63	619	9.8	58	0
48)	Swift, Det. (RB)	62	452	7.3	63t	2
49t)	Conklin, Min. (TE)	61	593	9.7	40	3
49t)	Hockenson, Det. (TE)	61	583	9.6	33	4
49t)	Higbee, LA-R (TE)	61	560	9.2	37	5

WEEK 18 / THROUGH SUNDAY, JANUARY 9, 2022**NFL / RECEIVING YARDAGE LEADERS**

Rank	Player, Team	Yards	Rec	Avg	Long	TD
1)	Kupp, LA-R	1947	145	13.4	59	16
2)	Jefferson, Min.	1616	108	15.0	56	10
3)	Adams, G.B.	1553	123	12.6	59	11
4)	*Chase, Cin.	1455	81	18.0	82t	13
5)	Samuel, S.F.	1405	77	18.2	83	6
6)	Andrews, Bal. (TE)	1361	107	12.7	43	9
7)	Hill, K.C.	1239	111	11.2	75t	9
8)	Diggs, Buf.	1225	103	11.9	61	10
9)	Lockett, Sea.	1175	73	16.1	69t	8
10)	D. Johnson, Pit.	1161	107	10.9	50t	8
11)	D.J. Moore, Car.	1157	93	12.4	64	4
12)	Williams, LA-C	1146	76	15.1	72t	9
13)	Allen, LA-C	1138	106	10.7	42	6
14)	Kelce, K.C. (TE)	1125	92	12.2	69	9
15)	Godwin, T.B.	1103	98	11.3	44	5
16)	Lamb, Dal.	1102	79	13.9	49t	6
17)	Higgins, Cin.	1091	74	14.7	54	6
18)	Pittman, Ind.	1082	88	12.3	57	6
19)	Mooney, Chi.	1055	81	13.0	64	4
20)	McLaurin, Was.	1053	77	13.7	46	5
21)	Renfrow, L.V.	1038	103	10.1	54	9
22)	Cooks, Hou.	1037	90	11.5	52	6
23)	Evans, T.B.	1035	74	14.0	46	14
24)	*K. Pitts, Atl. (TE)	1026	68	15.1	61	1
25)	*Waddle, Mia.	1015	104	9.8	57	6
26)	Brown, Bal.	1008	91	11.1	49t	6
27)	Kirk, Ariz	982	77	12.8	50	5
28)	Metcalfe, Sea.	967	75	12.9	84t	12
29)	*Smith, Phi.	916	64	14.3	46	5
30)	*St. Brown, Det.	912	90	10.1	37t	5
31)	Kittle, S.F. (TE)	910	71	12.8	48t	6
32)	A.J. Brown, Ten.	869	63	13.8	57t	5
33)	Meyers, N.E.	866	83	10.4	39	2
34)	Cooper, Dal.	865	68	12.7	41	8
35)	Claypool, Pit.	860	59	14.6	59	2
36)	Green, Ariz	848	54	15.7	42	3
37)	M. Jones, Jac.	832	73	11.4	33	4
38)	Goedert, Phi. (TE)	830	56	14.8	45	4
39)	Boyd, Cin.	828	67	12.4	68t	5
40)	Aiyuk, S.F.	826	56	14.8	43	5
41)	Schultz, Dal. (TE)	808	78	10.4	32t	8
42t)	Gronkowski, T.B. (TE)	802	55	14.6	42	6
42t)	Jefferson, LA-R	802	50	16.0	79t	6
44)	Bourne, N.E.	800	55	14.5	75t	5
45)	Gesicki, Mia. (TE)	780	73	10.7	40	2
46)	Sutton, Den.	776	58	13.4	55	2
47)	Gage, Atl.	770	66	11.7	49t	4
48)	Ertz, Phi.-Ariz (TE)	763	74	10.3	47t	5
49)	T. Patrick, Den.	734	53	13.8	44t	5
50)	Thielen, Min.	726	67	10.8	35	10

WEEK 18 / THROUGH SUNDAY, JANUARY 9, 2022

NFL / THIRD-DOWN RECEIVING LEADERS

Rank	Player, Team	Rec	Yards	Avg	Long	TD
1)	Jefferson, Min.	36	628	17.4	50t	7
2)	Renfrow, L.V.	33	333	10.1	25	3
3t)	Kupp, LA-R	31	506	16.3	59	2
3t)	Allen, LA-C	31	414	13.4	42	2
3t)	Adams, G.B.	31	404	13.0	50	3
3t)	*Waddle, Mia.	31	273	8.8	25	2
7t)	Hill, K.C.	30	429	14.3	44t	3
7t)	D. Johnson, Pit.	30	393	13.1	50t	3
9)	Cooks, Hou.	29	459	15.8	52	5
10t)	Pittman, Ind.	25	376	15.0	57	2
10t)	Meyers, N.E.	25	296	11.8	28	0
12t)	*Chase, Cin.	24	452	18.8	82t	3
12t)	D.J. Moore, Car.	24	331	13.8	64	1
12t)	*St. Brown, Det.	24	225	9.4	20t	2
12t)	*Freiermuth, Pit. (TE)	24	166	6.9	14	2
16t)	Diggs, Buf.	23	277	12.0	61	5
16t)	Gage, Atl.	23	273	11.9	21	1
18t)	Kelce, K.C. (TE)	22	276	12.5	69	4
18t)	Boyd, Cin.	22	275	12.5	32	2
18t)	A.J. Brown, Ten.	22	240	10.9	42	1
21t)	Claypool, Pit.	21	304	14.5	40	1
21t)	Brown, Bal.	21	193	9.2	42t	2
21t)	Firkser, Ten. (TE)	21	186	8.9	24	1
21t)	*Harris, Pit. (RB)	21	154	7.3	25t	2
25t)	Evans, T.B.	20	309	15.5	41t	6
25t)	Godwin, T.B.	20	180	9.0	25	2
27t)	Metcalfe, Sea.	19	300	15.8	41t	2
27t)	Andrews, Bal. (TE)	19	286	15.1	43	1
27t)	*K. Pitts, Atl. (TE)	19	258	13.6	29	0
27t)	Shenault, Jac.	19	214	11.3	24	0
27t)	Osborn, Min.	19	210	11.1	30	1
27t)	Thielen, Min.	19	176	9.3	19	3
33t)	Samuel, S.F.	18	331	18.4	83	1
33t)	Bolden, N.E. (RB)	18	191	10.6	28	2
33t)	Mooney, Chi.	18	157	8.7	22	0
36t)	Callaway, N.O.	17	260	15.3	40	4
36t)	Lamb, Dal.	17	227	13.4	49t	3
36t)	Robinson, Chi.	17	220	12.9	39	1
36t)	Gesicki, Mia. (TE)	17	186	10.9	20	0
36t)	Engram, NY-G (TE)	17	149	8.8	18	2
36t)	Fant, Den. (TE)	17	123	7.2	12	1
42t)	Watkins, Phi.	16	317	19.8	53	1
42t)	C. Wilson, Dal.	16	293	18.3	73t	3
42t)	M. Jones, Jac.	16	228	14.3	25t	2
42t)	*Smith, Phi.	16	216	13.5	33	3
42t)	Beasley, Buf.	16	160	10.0	29t	1
42t)	Ertz, Phi.-Ariz (TE)	16	151	9.4	20	1
48t)	Williams, LA-C	15	299	19.9	72t	3
48t)	Higgins, Cin.	15	255	17.0	52	0
48t)	Schultz, Dal. (TE)	15	173	11.5	30	2
48t)	McKissic, Was. (RB)	15	158	10.5	30t	1
48t)	McNichols, Ten. (RB)	15	145	9.7	27	1
48t)	Ekeler, LA-C (RB)	15	139	9.3	40	1
48t)	Henry, N.E. (TE)	15	133	8.9	15	4
48t)	Humphries, Was.	15	129	8.6	23	0
48t)	*Moore, Ariz	15	102	6.8	18	0

WEEK 18 / THROUGH SUNDAY, JANUARY 9, 2022

NFL / LEADING SCORERS, NONKICKERS

Rank	Player, Team	TD	Rush	Rec	Ret	X2	Pts
1)	Ekeler, LA-C (RB)	20	12	8	0	2	124
2)	Taylor, Ind. (RB)	20	18	2	0	0	120
3)	Conner, Ariz (RB)	18	15	3	0	0	108
4)	Kupp, LA-R (WR)	16	0	16	0	1	98
5)	Mixon, Cin. (RB)	16	13	3	0	0	96
6)	Harris, N.E. (RB)	15	15	0	0	0	90
7t)	Evans, T.B. (WR)	14	0	14	0	0	84
7t)	Samuel, S.F. (WR)	14	8	6	0	0	84
9t)	*Chase, Cin. (WR)	13	0	13	0	0	78
9t)	Elliott, Dal. (RB)	12	10	2	0	3	78
11)	Metcalfe, Sea. (WR)	12	0	12	0	0	72
12t)	Adams, G.B. (WR)	11	0	11	0	0	66
12t)	Patterson, Atl. (RB)	11	6	5	0	0	66
14t)	Gibson, Was. (RB)	10	7	3	0	1	62
14t)	Henry, Ten. (RB)	10	10	0	0	1	62
16t)	Diggs, Buf. (WR)	10	0	10	0	0	60
16t)	Fournette, T.B. (RB)	10	8	2	0	0	60
16t)	M. Gordon, Den. (RB)	10	8	2	0	0	60
16t)	*Harris, Pit. (RB)	10	7	3	0	0	60
16t)	Hurts, Phi. (QB)	10	10	0	0	0	60
16t)	Jefferson, Min. (WR)	10	0	10	0	0	60
16t)	Jones, G.B. (RB)	10	4	6	0	0	60
16t)	Kelce, K.C. (TE)	10	1	9	0	0	60
16t)	Thielen, Min. (WR)	10	0	10	0	0	60
25)	Andrews, Bal. (TE)	9	0	9	0	2	58
26)	Williams, LA-C (WR)	9	0	9	0	1	56
27t)	Chubb, Cle. (RB)	9	8	1	0	0	54
27t)	Henry, N.E. (TE)	9	0	9	0	0	54
27t)	Hill, K.C. (WR)	9	0	9	0	0	54
27t)	Jacobs, L.V. (RB)	9	9	0	0	0	54
27t)	Kamara, N.O. (RB)	9	4	5	0	0	54
27t)	Knox, Buf. (TE)	9	0	9	0	0	54
27t)	Renfrow, L.V. (WR)	9	0	9	0	0	54
34t)	D. Johnson, Pit. (WR)	8	0	8	0	1	50
34t)	Lockett, Sea. (WR)	8	0	8	0	1	50
34t)	Schultz, Dal. (TE)	8	0	8	0	1	50
37t)	Cooper, Dal. (WR)	8	0	8	0	0	48
37t)	Henderson, LA-R (RB)	8	5	3	0	0	48
37t)	Hopkins, Ariz (WR)	8	0	8	0	0	48
37t)	Lazard, G.B. (WR)	8	0	8	0	0	48
37t)	J. Robinson, Jac. (RB)	8	8	0	0	0	48
37t)	Singletary, Buf. (RB)	8	7	1	0	0	48
37t)	Darre. Williams, K.C. (RB)	8	6	2	0	0	48
44)	*Freiermuth, Pit. (TE)	7	0	7	0	1	44
45t)	Dillon, G.B. (RB)	7	5	2	0	0	42
45t)	Gaskin, Mia. (RB)	7	3	4	0	0	42
45t)	Montgomery, Chi. (RB)	7	7	0	0	0	42
45t)	Osborn, Min. (WR)	7	0	7	0	0	42
45t)	B. Scott, Phi. (RB)	7	7	0	0	0	42
45t)	Swift, Det. (RB)	7	5	2	0	0	42
45t)	Tannehill, Ten. (QB)	7	7	0	0	0	42
45t)	*Waddle, Mia. (WR)	7	1	6	0	0	42
45t)	*J. Williams, Den. (RB)	7	4	3	0	0	42

WEEK 18 / THROUGH SUNDAY, JANUARY 9, 2022

NFL / LEADING SCORERS, KICKERS

Rank	Player, Team	PAT	FG	Pct	Long	Pts
1t)	Carlson, L.V.	30/33	40/43	.930	56	150
1t)	Folk, N.E.	42/47	36/39	.923	53	150
3)	Gay, LA-R	48/49	32/34	.941	55	144
4t)	Prater, Ariz	47/49	30/37	.811	62	137
4t)	Tucker, Bal.	32/32	35/37	.946	66	137
6t)	Bass, Buf.	51/51	28/32	.875	57	135
6t)	Boswell, Pit.	27/29	36/40	.900	56	135
6t)	Joseph, Min.	36/40	33/38	.868	55	135
9)	Elliott, Phi.	44/44	30/33	.909	58	134
10)	Succop, T.B.	56/59	25/30	.833	48	131
11t)	Hopkins, Was.-LA-C	40/44	30/34	.882	50	130
11t)	*McPherson, Cin.	46/48	28/33	.848	58	130
13)	Zuerlein, Dal.	42/48	29/35	.829	56	129
14)	Crosby, G.B.	49/51	25/34	.735	54	124
15)	Butker, K.C.	47/49	25/28	.893	56	122
16)	Bullock, Ten.	42/45	26/31	.839	51	120
17t)	Koo, Atl.	30/30	27/29	.931	54	111
17t)	McManus, Den.	33/34	26/31	.839	61	111
19)	Santos, Chi.	27/28	26/30	.867	47	105
20)	Gano, NY-G	17/17	29/33	.879	55	104
21)	Sanders, Mia.	34/35	23/31	.742	51	103
22)	Gould, S.F.	39/40	20/23	.870	52	99
23)	Myers, Sea.	44/47	17/23	.739	53	95
24)	Badgley, Ten.-Ind.	40/41	18/22	.818	46	94
25)	Slye, Hou.-S.F.-Was.	18/22	23/25	.920	56	87
26)	Gonzalez, Det.-Car.	22/23	20/22	.909	57	82
27)	McLaughlin, Cle.	36/37	15/21	.714	57	81
28)	Wright, Jac.	13/15	21/24	.875	56	76
29t)	Fairbairn, Hou.	13/16	15/19	.789	61	58
29t)	Maher, N.O.	10/12	16/18	.889	42	58
31)	*Patterson, N.E.-Det.	16/16	13/14	.929	49	55
32)	*Ammendola, NY-J	14/15	13/19	.684	49	53
33)	Blankenship, Ind.	7/ 8	11/14	.786	48	40
34)	*B. Johnson, ALL totals	9/13	10/10	1.000	52	39
35)	Seibert, Det.	5/ 5	10/12	.833	52	35
36)	Pineiro, NY-J	9/10	8/ 8	1.000	51	33
37)	Vizcaino, LA-C	10/15	6/ 7	.857	46	28
38t)	Hajrullahu, ALL totals	8/ 8	4/ 5	.800	35	20
38t)	Rosas, N.O.-Det.	14/14	2/ 5	.400	44	20
40)	Santoso, ALL totals	6/ 8	4/ 5	.800	35	18
41)	Fry, Atl.-K.C.-G.B.-Cin.	4/ 5	4/ 5	.800	44	16
42)	Eberle, Car.-Hou.-Car.	5/ 5	2/ 3	.667	51	11
43)	Blewitt, Was.-Cle.	2/ 2	2/ 5	.400	52	8
44)	Lambo, Jac.-Pit.	5/ 7	0/ 3	.000	--	5
45)	*Naggar, Cle.	1/ 2	1/ 1	1.000	37	4
46)	Parkey, N.O.	3/ 5	0/ 0	---	--	3
47)	Wishnowsky, S.F.	1/ 2	0/ 1	.000	--	1
48t)	*Kessman, NY-J-Car.	0/ 2	0/ 0	---	--	0
48t)	Pinion, T.B.	0/ 0	0/ 1	.000	--	0

WEEK 18 / THROUGH SUNDAY, JANUARY 9, 2022

NFL / TOUCHBACKS ON KICKOFFS

Rank	Player, Team	TB
1)	Zuerlein, Dal.	80
2)	Joseph, Min.	76
3)	Prater, Ariz	73
4t)	Hopkins, Was.-LA-C	71
4t)	Pinion, T.B.	71
6)	Gay, LA-R	65
7)	McManus, Den.	62
8t)	Butker, K.C.	61
8t)	Elliott, Phi.	61
10t)	Bass, Buf.	56
10t)	Sanders, Mia.	56
12)	*McPherson, Cin.	55
13)	Carlson, L.V.	53
14)	Bullock, Ten.	50
15t)	Sanchez, Ind.	47
15t)	Tucker, Bal.	47
17)	Crosby, G.B.	43
18)	Bailey, N.E.	41
19)	Boswell, Pit.	40
20)	Slye, Hou.-S.F.-Was.	37
21)	Gonzalez, Det.-Car.	35
22)	Santos, Chi.	34
23t)	McLaughlin, Cle.	31
23t)	Myers, Sea.	31
25)	Koo, Atl.	29
26t)	*Ammendola, NY-J	27
26t)	Gano, NY-G	27
28)	Wishnowsky, S.F.	21
29)	Mann, NY-J	20
30)	Fox, Det.	19
31t)	Maher, N.O.	18
31t)	Rosas, N.O.-Det.	18
33t)	Fairbairn, Hou.	16
33t)	*B. Johnson, ALL totals	16
35)	Vizcaino, LA-C	13
36t)	Hajrullahu, ALL totals	12
36t)	Santoso, ALL totals	12
38)	Cooke, Jac.	10
39)	Gould, S.F.	8
40)	Lambo, Jac.-Pit.	7
41t)	Fry, Atl.-K.C.-G.B.-Cin.	6
41t)	Hofrichter, T.B.	6
41t)	Nizialek, Atl.-Pit.	6
44t)	Blewitt, Was.-Cle.	5
44t)	Seibert, Det.	5
44t)	Wright, Jac.	5
47)	Folk, N.E.	4
48t)	Eberle, Car.-Hou.-Car.	3
48t)	*Naggar, Cle.	3
50t)	Badgley, Ten.-Ind.	2
50t)	Gillikin, N.O.	2

WEEK 18 / THROUGH SUNDAY, JANUARY 9, 2022

NFL / MOST YARDS FROM SCRIMMAGE

Rank	Player, Team	Total			Rushing			Receiving		
		Yards	Att+Rec	Avg	Yards	Att	Avg	Yards	Rec	Avg
1)	Taylor, Ind. (RB)	2171	372	5.8	1811	332	5.5	360	40	9.0
2)	Kupp, LA-R (WR)	1965	149	13.2	18	4	4.5	1947	145	13.4
3)	Samuel, S.F. (WR)	1770	136	13.0	365	59	6.2	1405	77	18.2
4)	*Harris, Pit. (RB)	1667	381	4.4	1200	307	3.9	467	74	6.3
5)	Jefferson, Min. (WR)	1630	114	14.3	14	6	2.3	1616	108	15.0
6)	Ekeler, LA-C (RB)	1558	276	5.6	911	206	4.4	647	70	9.2
7)	Adams, G.B. (WR)	1553	123	12.6	0	0	---	1553	123	12.6
8)	Mixon, Cin. (RB)	1519	334	4.5	1205	292	4.1	314	42	7.5
9)	*Chase, Cin. (WR)	1476	88	16.8	21	7	3.0	1455	81	18.0
10)	Chubb, Cle. (RB)	1433	248	5.8	1259	228	5.5	174	20	8.7
11)	Cook, Min. (RB)	1383	283	4.9	1159	249	4.7	224	34	6.6
12)	Andrews, Bal. (TE)	1361	108	12.6	0	1	0.0	1361	107	12.7
13)	Kamara, N.O. (RB)	1337	287	4.7	898	240	3.7	439	47	9.3
14)	Hill, K.C. (WR)	1335	120	11.1	96	9	10.7	1239	111	11.2
15)	Gibson, Was. (RB)	1331	300	4.4	1037	258	4.0	294	42	7.0
16)	Elliott, Dal. (RB)	1289	284	4.5	1002	237	4.2	287	47	6.1
17)	Fournette, T.B. (RB)	1266	249	5.1	812	180	4.5	454	69	6.6
18)	Diggs, Buf. (WR)	1225	103	11.9	0	0	---	1225	103	11.9
19)	Jacobs, L.V. (RB)	1220	271	4.5	872	217	4.0	348	54	6.4
20)	*J. Williams, Den. (RB)	1219	246	5.0	903	203	4.4	316	43	7.3
21)	D. Johnson, Pit. (WR)	1214	112	10.8	53	5	10.6	1161	107	10.9
22)	D.J. Moore, Car. (WR)	1205	101	11.9	48	8	6.0	1157	93	12.4
23)	Jones, G.B. (RB)	1190	223	5.3	799	171	4.7	391	52	7.5
24)	Lockett, Sea. (WR)	1184	75	15.8	9	2	4.5	1175	73	16.1
25)	Lamb, Dal. (WR)	1178	88	13.4	76	9	8.4	1102	79	13.9
26)	Patterson, Atl. (RB)	1166	205	5.7	618	153	4.0	548	52	10.5
27)	Montgomery, Chi. (RB)	1150	267	4.3	849	225	3.8	301	42	7.2
28)	Williams, LA-C (WR)	1146	76	15.1	0	0	---	1146	76	15.1
29)	Allen, LA-C (WR)	1138	106	10.7	0	0	---	1138	106	10.7
30)	M. Gordon, Den. (RB)	1131	231	4.9	918	203	4.5	213	28	7.6
31)	Kelce, K.C. (TE)	1128	94	12.0	3	2	1.5	1125	92	12.2
32)	Conner, Ariz (RB)	1127	239	4.7	752	202	3.7	375	37	10.1
33)	Pittman, Ind. (WR)	1126	93	12.1	44	5	8.8	1082	88	12.3
34)	Godwin, T.B. (WR)	1124	102	11.0	21	4	5.3	1103	98	11.3
35)	Dillon, G.B. (RB)	1116	221	5.0	803	187	4.3	313	34	9.2
36)	*Mitchell, S.F. (RB)	1100	226	4.9	963	207	4.7	137	19	7.2
37)	Singletary, Buf. (RB)	1098	228	4.8	870	188	4.6	228	40	5.7
38t)	Henry, Ten. (RB)	1091	237	4.6	937	219	4.3	154	18	8.6
38t)	Higgins, Cin. (WR)	1091	74	14.7	0	0	---	1091	74	14.7
40)	Mooney, Chi. (WR)	1087	87	12.5	32	6	5.3	1055	81	13.0
41)	Swift, Det. (RB)	1069	213	5.0	617	151	4.1	452	62	7.3
42)	McLaurin, Was. (WR)	1065	78	13.7	12	1	12.0	1053	77	13.7
43)	Harris, N.E. (RB)	1061	220	4.8	929	202	4.6	132	18	7.3
44)	Cooks, Hou. (WR)	1058	92	11.5	21	2	10.5	1037	90	11.5
45)	Pollard, Dal. (RB)	1056	169	6.2	719	130	5.5	337	39	8.6
46)	Evans, T.B. (WR)	1045	75	13.9	10	1	10.0	1035	74	14.0
47)	Renfrow, L.V. (WR)	1041	106	9.8	3	3	1.0	1038	103	10.1
48)	*K. Pitts, Atl. (TE)	1026	68	15.1	0	0	---	1026	68	15.1
49)	*Waddle, Mia. (WR)	1018	106	9.6	3	2	1.5	1015	104	9.8
50)	Brown, Bal. (WR)	1013	92	11.0	5	1	5.0	1008	91	11.1

WEEK 18 / THROUGH SUNDAY, JANUARY 9, 2022**NFL / LEADERS IN FIRST DOWNS**

Rank	Player, Team	Rush	Rec	Tot
1)	Taylor, Ind. (RB)	107	12	119
2)	Kupp, LA-R (WR)	1	89	90
3t)	Adams, G.B. (WR)	0	84	84
3t)	Ekeler, LA-C (RB)	53	31	84
3t)	*Harris, Pit. (RB)	62	22	84
6)	Hill, K.C. (WR)	4	75	79
7)	Gibson, Was. (RB)	65	12	77
8)	Jefferson, Min. (WR)	1	75	76
9t)	Andrews, Bal. (TE)	0	75	75
9t)	Fournette, T.B. (RB)	45	30	75
11)	Montgomery, Chi. (RB)	55	18	73
12)	Samuel, S.F. (WR)	21	51	72
13t)	Conner, Ariz (RB)	53	18	71
13t)	Elliott, Dal. (RB)	55	16	71
13t)	Mixon, Cin. (RB)	60	11	71
16)	Chubb, Cle. (RB)	61	9	70
17t)	Allen, LA-C (WR)	0	66	66
17t)	Cook, Min. (RB)	57	9	66
17t)	Diggs, Buf. (WR)	0	66	66
20)	Dillon, G.B. (RB)	50	15	65
21t)	D.J. Moore, Car. (WR)	4	60	64
21t)	*J. Williams, Den. (RB)	52	12	64
23)	Kelce, K.C. (TE)	1	62	63
24)	Kamara, N.O. (RB)	42	20	62
25)	D. Johnson, Pit. (WR)	2	59	61
26)	*Waddle, Mia. (WR)	1	59	60
27t)	Godwin, T.B. (WR)	4	55	59
27t)	Harris, N.E. (RB)	55	4	59
27t)	Jacobs, L.V. (RB)	45	14	59
27t)	Jones, G.B. (RB)	37	22	59
27t)	Darre. Williams, K.C. (RB)	40	19	59
32t)	*Chase, Cin. (WR)	2	56	58
32t)	Lamb, Dal. (WR)	4	54	58
34t)	Evans, T.B. (WR)	1	56	57
34t)	M. Gordon, Den. (RB)	48	9	57
36t)	Henry, Ten. (RB)	49	7	56
36t)	Hurts, Phi. (QB)	56	0	56
38t)	Michel, LA-R (RB)	49	6	55
38t)	Patterson, Atl. (RB)	29	26	55
38t)	Pittman, Ind. (WR)	1	54	55
38t)	Singleton, Buf. (RB)	44	11	55
42t)	Allen, Buf. (QB)	53	0	53
42t)	Higgins, Cin. (WR)	0	53	53
42t)	*Mitchell, S.F. (RB)	47	6	53
45t)	Mooney, Chi. (WR)	2	49	51
45t)	Renfrow, L.V. (WR)	0	51	51
45t)	Williams, LA-C (WR)	0	51	51
48t)	Pollard, Dal. (RB)	35	15	50
48t)	J. Robinson, Jac. (RB)	41	9	50
48t)	*St. Brown, Det. (WR)	2	48	50

WEEK 18 / THROUGH SUNDAY, JANUARY 9, 2022

NFL / LEADING PUNTERS

Rank	Player, Team	No	Yards	Lg	Avg	TB	Blk	Dwn	OB	Opp Ret	In Yds	Net 20	Avg
1)	Cole, L.V.	64	3202	71	50.0	7	0	5	7	28	341	28	42.5
2)	Fox, Det.	65	3198	70	49.2	7	0	11	2	35	308	17	42.3
3)	Lee, Ariz	51	2501	62	49.0	5	0	5	3	30	265	12	41.9
4)	Anger, Dal.	65	3143	63	48.4	4	0	7	5	25	163	24	44.6
5)	Way, Was.	60	2901	66	48.4	7	1	8	5	26	237	22	41.4
6)	Gillikin, N.O.	83	3956	63	47.7	4	0	11	7	43	391	29	42.0
7)	Cooke, Jac.	64	3026	68	47.3	1	1	8	8	21	173	28	43.6
8)	Bailey, N.E.	49	2316	71	47.3	6	3	6	8	16	138	23	39.6
9)	Morstead, NY-J-Atl.	45	2123	64	47.2	2	0	4	3	19	191	18	42.0
10)	Dickson, Sea.	83	3895	68	46.9	10	0	13	6	32	234	40	41.7
11)	Johnston, Hou.	88	4108	69	46.7	4	0	10	7	45	355	37	41.7
12)	Bojorquez, G.B.	53	2467	82	46.5	4	0	7	9	21	268	18	40.0
13)	Berry, Min.	78	3624	64	46.5	3	1	10	11	39	339	26	40.8
14)	Huber, Cin.	66	3064	61	46.4	6	0	7	10	28	235	22	41.0
15)	O'Donnell, Chi.	62	2865	72	46.2	5	0	7	3	34	375	19	38.5
16)	Martin, Den.	67	3083	68	46.0	3	0	7	9	24	154	28	42.8
17)	Long, LA-C	46	2091	69	45.5	2	1	4	6	29	323	11	36.8
18)	Wishnowsky, S.F.	57	2566	67	45.0	5	0	10	7	20	156	21	40.5
19)	Kern, Ten.	47	2105	59	44.8	1	0	7	10	18	185	18	40.4
20)	Palardy, Mia.	78	3489	65	44.7	5	0	12	4	30	262	31	40.1
21)	Sanchez, Ind.	59	2627	79	44.5	1	0	8	7	28	267	24	39.7
22)	Colquitt, Atl.-Cle.	48	2134	66	44.5	3	1	5	9	21	197	13	38.3
23)	Dixon, NY-G	74	3283	63	44.4	6	0	17	8	28	237	24	39.5
24)	Koch, Bal.	71	3149	61	44.4	4	0	10	10	31	228	26	40.0
25)	Hekker, LA-R	51	2252	59	44.2	1	0	8	8	9	60	23	42.6
26)	Siposs, Phi.	55	2416	68	43.9	3	0	10	6	24	225	17	38.7
27)	Haack, Buf.	52	2230	63	42.9	7	1	9	8	17	96	18	37.6
28)	*Harvin, Pit.	70	2982	64	42.6	3	0	6	15	27	261	25	38.0
29)	Pinion, T.B.	56	2378	65	42.5	2	0	8	8	21	162	23	38.9

NFL / LEADING PUNTERS, NET AVERAGE

Rank	Player, Team	No	Yards	Lg	Avg	TB	Blk	Dwn	OB	Opp Ret	In Yds	Net 20	Avg
1)	Anger, Dal.	65	3143	63	48.4	4	0	7	5	25	163	24	44.6
2)	Cooke, Jac.	64	3026	68	47.3	1	1	8	8	21	173	28	43.6
3)	Martin, Den.	67	3083	68	46.0	3	0	7	9	24	154	28	42.8
4)	Hekker, LA-R	51	2252	59	44.2	1	0	8	8	9	60	23	42.6
5)	Cole, L.V.	64	3202	71	50.0	7	0	5	7	28	341	28	42.5
6)	Fox, Det.	65	3198	70	49.2	7	0	11	2	35	308	17	42.3
7)	Morstead, NY-J-Atl.	45	2123	64	47.2	2	0	4	3	19	191	18	42.0
8)	Gillikin, N.O.	83	3956	63	47.7	4	0	11	7	43	391	29	42.0
9)	Lee, Ariz	51	2501	62	49.0	5	0	5	3	30	265	12	41.9
10)	Johnston, Hou.	88	4108	69	46.7	4	0	10	7	45	355	37	41.7
11)	Dickson, Sea.	83	3895	68	46.9	10	0	13	6	32	234	40	41.7
12)	Way, Was.	60	2901	66	48.4	7	1	8	5	26	237	22	41.4
13)	Huber, Cin.	66	3064	61	46.4	6	0	7	10	28	235	22	41.0
14)	Berry, Min.	78	3624	64	46.5	3	1	10	11	39	339	26	40.8
15)	Wishnowsky, S.F.	57	2566	67	45.0	5	0	10	7	20	156	21	40.5
16)	Kern, Ten.	47	2105	59	44.8	1	0	7	10	18	185	18	40.4
17)	Palardy, Mia.	78	3489	65	44.7	5	0	12	4	30	262	31	40.1
18)	Koch, Bal.	71	3149	61	44.4	4	0	10	10	31	228	26	40.0
19)	Bojorquez, G.B.	53	2467	82	46.5	4	0	7	9	21	268	18	40.0
20)	Sanchez, Ind.	59	2627	79	44.5	1	0	8	7	28	267	24	39.7
21)	Bailey, N.E.	49	2316	71	47.3	6	3	6	8	16	138	23	39.6
22)	Dixon, NY-G	74	3283	63	44.4	6	0	17	8	28	237	24	39.5
23)	Pinion, T.B.	56	2378	65	42.5	2	0	8	8	21	162	23	38.9
24)	Siposs, Phi.	55	2416	68	43.9	3	0	10	6	24	225	17	38.7
25)	O'Donnell, Chi.	62	2865	72	46.2	5	0	7	3	34	375	19	38.5
26)	Colquitt, Atl.-Cle.	48	2134	66	44.5	3	1	5	9	21	197	13	38.3
27)	*Harvin, Pit.	70	2982	64	42.6	3	0	6	15	27	261	25	38.0
28)	Haack, Buf.	52	2230	63	42.9	7	1	9	8	17	96	18	37.6
29)	Long, LA-C	46	2091	69	45.5	2	1	4	6	29	323	11	36.8

WEEK 18 / THROUGH SUNDAY, JANUARY 9, 2022**NFL / PUNT RETURN LEADERS**

Rank	Player, Team	Ret	FC	Yards	Avg	Long	TD
1)	Duvernay, Bal.	26	24	360	13.8	42	0
2t)	Grant, Mia.-Chi.	26	2	309	11.9	97t	1
2t)	Olszewski, N.E.	26	10	309	11.9	27	0
4)	Renfrow, L.V.	31	20	303	9.8	41	0
5)	Rogers, Ten.	30	20	293	9.8	55	0
6)	McCloud, Pit.	38	12	367	9.7	23	0
7)	Erickson, Car.	23	30	204	8.9	22	0
8)	Swain, Sea.	22	22	189	8.6	22	0
9)	Westbrook, Min.	22	18	183	8.3	45	0
10)	D. Spencer, Den.	26	12	206	7.9	25	0
11)	Hines, Ind.	23	14	170	7.4	16	0
12)	Reagor, Phi.	31	15	227	7.3	39	0
13)	Aiyuk, S.F.	29	12	208	7.2	27	0
14)	*Felton, Cle.	32	2	227	7.1	24	0
15)	Phillips, Cin.	25	12	177	7.1	17	0

NFL / KICKOFF RETURN LEADERS

Rank	Player, Team	Ret	Yards	Avg	Long	TD
1)	Berrios, NY-J	28	852	30.4	102t	1
2)	Roberts, Hou.-LA-C	37	1010	27.3	101t	1
3)	Carter, Was.	36	904	25.1	101t	1
4)	Igwebuike, Det.	28	697	24.9	47	0
5)	Pringle, K.C.	25	621	24.8	39	0
6)	McKenzie, Buf.	24	584	24.3	75	0
7)	Duvernay, Bal.	28	676	24.1	47	0
8)	*Herbert, Chi.	27	650	24.1	50	0
9)	Agnew, Jac.	22	525	23.9	102t	1
10)	Harris, N.O.	29	690	23.8	39	0
11)	Grant, Mia.-Chi.	23	539	23.4	34	0
12)	Dallas, Sea.	33	764	23.2	40	0
13)	Abdullah, Min.-Car.	29	646	22.3	45	0
14)	McCloud, Pit.	35	776	22.2	40	0
15)	*A. Williams, Atl.	23	490	21.3	38	0

WEEK 18 / THROUGH SUNDAY, JANUARY 9, 2022**NFL / LEADERS IN INTERCEPTIONS**

Rank	Player, Team	Int	Yards	Avg	Long	TD
1)	Diggs, Dal.	11	142	12.9	59t	2
2)	J. Jackson, N.E.	8	92	11.5	88t	1
3)	Oruwariye, Det.	6	73	12.2	50	0
4t)	Douglas, Ariz-G.B.	5	105	21.0	55t	2
4t)	Poyer, Buf.	5	87	17.4	26	0
4t)	Simmons, Den.	5	76	15.2	35	0
4t)	Diggs, Sea.	5	68	13.6	29	0
4t)	Byard, Ten.	5	66	13.2	24t	1
4t)	X. McKinney, NY-G	5	64	12.8	41t	1
4t)	Hyde, Buf.	5	59	11.8	26t	1
4t)	Howard, Mia.	5	54	10.8	37t	1
12t)	Dugger, N.E.	4	100	25.0	37	0
12t)	K. Moore, Ind.	4	78	19.5	32	0
12t)	*Surtain II, Den.	4	70	17.5	70t	1
12t)	McCain, Was.	4	63	15.8	30t	1
12t)	Murphy, Ariz	4	49	12.3	29t	1
12t)	Ramsey, LA-R	4	41	10.3	25	0
12t)	Phillips, N.E.	4	39	9.8	26t	1
12t)	Rapp, LA-R	4	31	7.8	18	0
12t)	L. Wilson, Cin.	4	31	7.8	18	0
12t)	Bradberry, NY-G	4	19	4.8	14	0
12t)	Leonard, Ind.	4	12	3.0	7	0
23t)	Ward, Cle.	3	103	34.3	99t	1
23t)	Baker, Ariz	3	101	33.7	77	0
23t)	Lewis, Dal.	3	88	29.3	66	0
23t)	P. Williams, N.O.	3	86	28.7	46	1
23t)	Oluokun, Atl.	3	80	26.7	56	0
23t)	Slay, Phi.	3	76	25.3	51t	1
23t)	Mathieu, K.C.	3	56	18.7	34t	1
23t)	Woods, Min.	3	54	18.0	27	0
23t)	*Adebo, N.O.	3	50	16.7	33	0
23t)	J. Thompson, Ariz	3	49	16.3	33	0
23t)	L. Johnson, Hou.	3	47	15.7	32	0
23t)	Edwards, T.B.	3	46	15.3	31t	2
23t)	A. Brown, Dal.	3	45	15.0	45t	1
23t)	Gardner-Johnson, N.O.	3	45	15.0	26	0
23t)	Witherspoon, Pit.	3	45	15.0	41	0
23t)	Terrell, Atl.	3	42	14.0	35	0
23t)	Lattimore, N.O.	3	35	11.7	20	0
23t)	J. Johnson, Cle.	3	31	10.3	31	0
23t)	King, Hou.	3	25	8.3	25	0
23t)	Rodgers, Ind.	3	24	8.0	12	0
23t)	D. McCourty, N.E.	3	22	7.3	22	0
23t)	Averett, Bal.	3	21	7.0	21	0
23t)	Sullivan, G.B.	3	14	4.7	13	0
23t)	Barr, Min.	3	11	3.7	8	0

WEEK 18 / THROUGH SUNDAY, JANUARY 9, 2022**NFL / LEADERS IN SACKS**

Rank	Player, Team	Sacks
1)	T. Watt, Pit. (LB)	22.5
2)	Quinn, Chi. (LB)	18.5
3)	Garrett, Cle. (DE)	16.0
4)	Bosa, S.F. (DE)	15.5
5)	Hendrickson, Cin. (DE)	14.0
6)	*Parsons, Dal. (LB)	13.0
7t)	Donald, LA-R (DE)	12.5
7t)	Jordan, N.O. (DE)	12.5
7t)	Judon, N.E. (LB)	12.5
10)	Landry, Ten. (LB)	12.0
11t)	Golden, Ariz (LB)	11.0
11t)	Reddick, Car. (LB)	11.0
13t)	Bosa, LA-C (DE)	10.5
13t)	C. Jones, Ariz (LB)	10.5
15t)	Barrett, T.B. (LB)	10.0
15t)	Heyward, Pit. (DE)	10.0
15t)	Ngakoue, L.V. (DE)	10.0
18t)	Floyd, LA-R (LB)	9.5
18t)	Gary, G.B. (LB)	9.5
18t)	Miller, Den.-LA-R (LB)	9.5
21t)	J. Allen, Was. (DT)	9.0
21t)	Autry, Ten. (DE)	9.0
21t)	Burns, Car. (DE)	9.0
21t)	Clowney, Cle. (DE)	9.0
21t)	Davenport, N.O. (DE)	9.0
21t)	Jones, K.C. (DE)	9.0
21t)	Ogbah, Mia. (DE)	9.0
21t)	P. Smith, G.B. (LB)	9.0
29t)	Dunlap, Sea. (DE)	8.5
29t)	*Phillips, Mia. (LB)	8.5
29t)	Simmons, Ten. (DE)	8.5
32t)	Crosby, L.V. (DE)	8.0
32t)	Greenard, Hou. (DE)	8.0
32t)	*Ojulari, NY-G (LB)	8.0
32t)	Wonnum, Min. (DE)	8.0
36t)	J. Allen, Jac. (LB)	7.5
36t)	Hargrave, Phi. (DT)	7.5
36t)	C. Harris, Det. (LB)	7.5
36t)	Hubbard, Cin. (DE)	7.5
36t)	Sweat, Phi. (DE)	7.5
41t)	Addison, Buf. (DE)	7.0
41t)	Bowser, Bal. (LB)	7.0
41t)	Buckner, Ind. (DT)	7.0
41t)	Tr. Gipson, Chi. (LB)	7.0
41t)	Ogunjobi, Cin. (DT)	7.0
41t)	Wormley, Pit. (DE)	7.0
47t)	Green, Sea. (DE)	6.5
47t)	Key, S.F. (DE)	6.5
47t)	Taylor, Sea. (DE)	6.5
47t)	L. Williams, NY-G (DE)	6.5

WEEK 18 / THROUGH SUNDAY, JANUARY 9, 2022

NFL / FUMBLE RECOVERIES

Rank	Player, Team	TotRec	OffRec	DefRec
1)	K. Murray, Ariz	13	13	0
2)	Prescott, Dal.	7	7	0
3)	Heinicke, Was.	6	6	0
4t)	Carr, L.V.	5	5	0
4t)	Roethlisberger, Pit.	5	5	0
6t)	Cousins, Min.	4	4	0
6t)	*Eichenberg, Mia.	4	4	0
6t)	*Felton, Cle.	4	4	0
6t)	*Fields, Chi.	4	4	0
6t)	*Mills, Hou.	4	4	0
11t)	Allen, Ariz	3	0	3
11t)	Darnold, Car.	3	3	0
11t)	*Darrisaw, Min.	3	3	0
11t)	Dulin, Ind.	3	1	2
11t)	Firkser, Ten.	3	2	1
11t)	Garoppolo, S.F.	3	3	0
11t)	Goff, Det.	3	3	0
11t)	*Herbert, Chi.	3	3	0
11t)	*Holland, Mia.	3	3	0
11t)	Hurts, Phi.	3	3	0
11t)	Leonard, Ind.	3	1	2
11t)	Luvu, Car.	3	0	3
11t)	Mathieu, K.C.	3	0	3
11t)	McCoy, Ariz	3	3	0
11t)	Patterson, Atl.	3	3	0
11t)	Renfrow, L.V.	3	3	0
11t)	Rogers, Ten.	3	3	0
11t)	Ryan, Atl.	3	3	0
11t)	Simpson, L.V.	3	3	0
11t)	Stafford, LA-R	3	3	0
11t)	Taylor, Ind.	3	3	0
11t)	Warner, S.F.	3	0	3
11t)	T. Watt, Pit.	3	0	3
11t)	Wilson, Sea.	3	3	0
11t)	*Z. Wilson, NY-J	3	3	0
11t)	Winfield, T.B.	3	0	3

NFL / OFFENSIVE FUMBLE RECOVERIES

Rank	Player, Team	Ret	Yards	Avg	Long	TD
1)	K. Murray, Ariz	13	0	0.0	0	0
2)	Prescott, Dal.	7	0	0.0	0	0
3)	Heinicke, Was.	6	0	0.0	0	0
4t)	Carr, L.V.	5	0	0.0	0	0
4t)	Roethlisberger, Pit.	5	0	0.0	0	0
6t)	Cousins, Min.	4	0	0.0	0	0
6t)	*Eichenberg, Mia.	4	0	0.0	0	0
6t)	*Felton, Cle.	4	0	0.0	0	0
6t)	*Fields, Chi.	4	0	0.0	0	0
6t)	*Mills, Hou.	4	0	0.0	0	0
11t)	*Holland, Mia.	3	3	1.0	3	0
11t)	Darnold, Car.	3	0	0.0	0	0
11t)	*Darrisaw, Min.	3	0	0.0	0	0
11t)	Garoppolo, S.F.	3	0	0.0	0	0
11t)	Goff, Det.	3	0	0.0	0	0
11t)	*Herbert, Chi.	3	0	0.0	0	0
11t)	Hurts, Phi.	3	0	0.0	0	0
11t)	McCoy, Ariz	3	0	0.0	0	0
11t)	Patterson, Atl.	3	0	0.0	0	0
11t)	Rogers, Ten.	3	0	0.0	0	0
11t)	Ryan, Atl.	3	0	0.0	0	0
11t)	Simpson, L.V.	3	0	0.0	0	0
11t)	Stafford, LA-R	3	0	0.0	0	0
11t)	Taylor, Ind.	3	0	0.0	0	0
11t)	Wilson, Sea.	3	0	0.0	0	0
11t)	*Z. Wilson, NY-J	3	0	0.0	0	0
11t)	Renfrow, L.V.	3	-6	-2.0	0	0

WEEK 18 / THROUGH SUNDAY, JANUARY 9, 2022

NFL / DEFENSIVE FUMBLE RECOVERIES

Rank	Player, Team	Ret	Yards	Avg	Long	TD
1t)	Luvu, Car.	3	35	11.7	28	0
1t)	Allen, Ariz	3	26	8.7	16t	1
1t)	Mathieu, K.C.	3	14	4.7	14	0
1t)	Winfield, T.B.	3	9	3.0	9	0
1t)	Warner, S.F.	3	0	0.0	0	0
1t)	T. Watt, Pit.	3	0	0.0	0	0
7t)	Slay, Phi.	2	116	58.0	83t	2
7t)	Howard, Mia.	2	49	24.5	49t	1
7t)	Hubbard, Cin.	2	43	21.5	43	0
7t)	Davis, LA-C	2	34	17.0	20	0
7t)	Leonard, Ind.	2	29	14.5	21	0
7t)	Houston-Carson, Chi.	2	25	12.5	25t	1
7t)	Collins, Was.	2	23	11.5	23	0
7t)	Hyde, Buf.	2	16	8.0	16	0
7t)	Nichols, Chi.	2	13	6.5	12	0
7t)	Al-Shaair, S.F.	2	12	6.0	12	0
7t)	Lewis, Dal.	2	10	5.0	10	0
7t)	Barrett, T.B.	2	4	2.0	3	0
7t)	Br. Jones, Mia.	2	3	1.5	3	0
7t)	Perryman, L.V.	2	2	1.0	1	0
7t)	Philon, L.V.	2	2	1.0	2	0
7t)	Barnes, G.B.	2	1	0.5	1	0
7t)	Barr, Min.	2	0	0.0	0	0
7t)	*Carter II, NY-J	2	0	0.0	0	0
7t)	Dulin, Ind.	2	0	0.0	0t	1
7t)	Golden, Ariz	2	0	0.0	0	0
7t)	Hicks, Ariz	2	0	0.0	0	0
7t)	Hyder, Sea.	2	0	0.0	0	0
7t)	D. Johnson, S.F.	2	0	0.0	0	0
7t)	Jones, LA-C	2	0	0.0	0	0
7t)	*Melifonwu, Det.	2	0	0.0	0	0
7t)	Milano, Buf.	2	0	0.0	0	0
7t)	Niemann, K.C.	2	0	0.0	0	0
7t)	*Oweh, Bal.	2	0	0.0	0	0
7t)	*Paye, Ind.	2	0	0.0	0	0
7t)	Pratt, Cin.	2	0	0.0	0	0
7t)	Rankins, NY-J	2	0	0.0	0	0
7t)	Sherfield, S.F.	2	0	0.0	0	0
7t)	Sieler, Mia.	2	0	0.0	0	0
7t)	Kirksey, Hou.	2	-1	-0.5	0	0

WEEK 18 / THROUGH SUNDAY, JANUARY 9, 2022

Team/Offense Rank (Within League)

	BAL	BUF	CIN	CLE	DEN	HOU	IND	JAX	KC	LV	LAC	MIA	NE	NYJ	PIT	TEN		ARI	ATL	CAR	CHI	DAL	DET	GB	LAR	MIN	NO	NYG	PHI	SF	SEA	TB	WAS
	6	5	13	18	19	32	16	27	3	11	4	25	15	26	23	17		8	29	30	24	1	22	10	9	12	28	31	14	7	20	2	21
18	14	7	17	19	30	16	24	5	10	6	29	11	25	28	22			15	23	32	27	3	20	8	4	12	26	31	13	1	9	2	21
3	6	23	4	13	32	2	22	16	28	21	30	8	27	29	5			20	31	20	14	9	19	18	25	17	15	24	1	7	11	26	12
5	6	26	1	10	32	2	9	7	27	17	31	12	13	29	14			22	30	23	21	8	11	20	25	19	28	24	4	16	3	15	18
13	9	7	27	19	28	26	22	4	6	2t	17	14	20	15	24			10	16	29	30	2t	18	8	5	11	32	31	25	12	23	1	21
19	15	3	22	16	25	17	27	9	8	10	26	7	28	29	21			11	18	32	30	4	24	6	2	12	20	31	13	1	14	5	23
27	17	18	22	7	25	4	26	10	13	12	14	16	29	6	20			9	21	31	32	8	15	2	28	1	19	30	11	23	3	5	24
29	2	31	30	22	24	13	9	3	15	4	18	8	27	11	26			19	20	25	32	6	12	10	7	5	21	16	14	17	28	1	23
5	4	18	17	21	32	13	29	1	15	3	23	9t	26	24	9t			8	28	25	19	6	22	7	12	20	27	31	14	11	30	2	16
25	3	16	17	21	15	12	28	1	22	5t	13	10	27	18	8			5t	19	29	32	11	31	9	7	26	30	24	4	14	23	2	20
1t	20t	3	30	13	27	8	12	1t	6	4t	15t	4t	23	24	7			10	28t	31	28t	11	19	9	17	15t	18	26	25	20t	32	14	20t
1	14	25	28	19	27	24	16	3	10	32	31	6	2	11	9			12	18	13	4	30	7	21	5	22	8	23	26	20	17	29	15
13	11	24	21	32	10	6	16	9	25	4	31	18	1	15	27			20	19	17	12	5	7	30	23	2	14	22	29	28	8	26	3
23	31	11	29	15	9	21	12	8	1	25	19	20	14	28	24			3	17	30	13	4	2	10	26	16	5	22	27	18	7	32	6
19	31	14	30	4	10	22	2	3	6	32	18	23	12	27	21			9	17	29	26	1	7	20	5	15	8	24	25	16	11	28	13
17	3	7t	20	23t	30	9	32	4	18	5	22	6	28	21	15			11	26	29	27	1	25	10	7t	14	19	31	12	13	16	2	23t
1	11t	16	32	19	26t	21t	26t	11t	4	9	29	5	26t	7	23			24	3	8	14t	21t	14t	31	2	13	20	10	6	18	30	25	17

Opponent/Defense Rank (Within League)

	BAL	BUF	CIN	CLE	DEN	HOU	IND	JAX	KC	LV	LAC	MIA	NE	NYJ	PIT	TEN		ARI	ATL	CAR	CHI	DAL	DET	GB	LAR	MIN	NO	NYG	PHI	SF	SEA	TB	WAS
25	1	18	5	8	31	16	20	27	14	23	15	4	32	24	12			11	26	2	6	19	29	9	17	30	7	21	10	3	28	13	22
32	1	21	2	13	31	23	25	30	9	22	12	5	28	19	17			18	24	3	14	20	29	16	10	26	4	11	8	6	15	7	27
1	13	5	12	15	31	10	23t	21	19	30	14	22	29	32	2			20	27	18	23t	16	28	11	6	26	4	25	9	7	17	3	8
3	11	13	12	14	27	20	16	31	10	28	18	25	24	32	4			26	17	8	19	23	21	30	5	29	1	22	6	7	2	15	9
32	1	26	5	8	23	19	17	27	13	12	16	2	30	9	25			7	18	4	3	20	24	10	22	28	14	15	11	6	31	21	29
31	1	21	3	16	30	20	27	26	8	22	7	2	29	9	19			13	25	6	17	18	32	5	15	23	12	11	14	10	24	4	28
29	3	20	18	15	5	4	30	12	32	23	17	1	31	16	10			14	19	25	26	2	22	8	7	9	6	13	21	28	27	11	24
28	6	14	10	18	22	26	21	30	23	20	7	16	24	2	13			11	32	9	1	15	27	17	5	4	8	25	31	3	29	12	19
16	1	15	8t	5	27	11	21	24	20	28t	13t	3	32	22	10			12	28t	4	7	8t	26	13t	19	30	2	25	23	6	31	17	18
3	1	22	13	28	26	19	25	18	15	32	20	5	27	7	6			10	30	9	11	2	29	23t	21	4	8	16	23t	17	14	12	31
23t	8	2	28	4	20	18t	31	25	32	1	23t	15t	27	17	21			10	12t	18t	12t	26	29	7	15t	12t	5	30	11	6	3	9	22
7	2	13	15	3	10	25	12	1	31	29	18	16	28	26	27			20	22	8	30	4	19	32	5	17	23	14	24	9	6	11	21
4	3	19	7	32	9	17	31	5	21	12	11	14	2	25	8			13	24	29	15	27	20	26	18	22	10	1	28	23	6	30	16
17	15	7	30	32	5	8	14	29	24	18	6	28	1	9	10			25	27	16	12	4	19	23	21	26	13	2	3	31	20	11	22
9	10	7	26	32	15	17	18	22	23	30	13	8	3	2	4			25	28	20	1	14	12	24	29	27	11	5	6	21	19	16	31
19	1	17	13t	3	27	9t	28	8	26	29t	16	2	32	20	6			11t	29t	21	22	7	31	13t	15	24	4	23	18	9t	11t	5	25
3	27	2	32	4	19t	6	23	13	9t	28	14	1	29	24t	7t			11	30	17	26	12	21	16	22	15	7t	24t	19t	5	9t	18	31



LAST WEEK'S
GAME BOOK

National Football League Game Summary

NFL Copyright © 2021 by The National Football League. All rights reserved. This summary and play-by-play is for the express purpose of assisting media in their coverage of the game; any other use of this material is prohibited without the written permission of the National Football League.

Date: Sunday, 1/9/2022

Los Angeles Chargers at Las Vegas Raiders

Start Time: 5:23 PM PST

at Allegiant Stadium, Las Vegas, NV

Game Day Weather

Game Weather: Clear

Temp: 59° F (15.0° C) Humidity: 20%, Wind: NE 10 mph

Played Closed Stadium on Turf: Natural Grass

Outdoor Weather: Sunny, Wind Chill: 57

Officials

Referee: Blakeman, Clete (34)

Umpire: Slaughter, Tab (110)

Down Judge: McKenzie, Dana (8)

Line Judge: Mapp, Julian (10)

Field Judge: Edwards, Scott (3)

Side Judge: Reynard, Clay (18)

Back Judge: Paganelli, Perry (46)

Replay Official: Adams, Chad (0)

Lineups

Los Angeles Chargers

Las Vegas Raiders

Offense		Defense	
WR 13	K.Allen	DL 99	J.Tillery
TE 82	S.Anderson	DL 93	J.Jones
TE 88	T.McKitty	LB 44	K.White
LT 70	R.Slater	LB 49	D.Tranquill
LG 71	M.Feiler	OLB 42	U.Nwosu
C 63	C.Linsley	OLB 97	J.Bosa
RG 72	M.Schofield	CB 26	A.Samuel
RT 74	S.Norton	CB 43	M.Davis
WR 81	M.Williams	CB 25	C.Harris
QB 10	J.Herbert	S 24	N.Adderley
RB 30	A.Ekeler	S 33	D.James

Offense		Defense	
WR 89	B.Edwards	DE 91	Y.Ngakoué
LT 74	K.Miller	DT 90	J.Hankins
LG 76	J.Simpson	DT 77	Q.Jefferson
C 68	A.James	DE 98	M.Crosby
RG 70	A.Leachwood	SLB 5	D.Deablo
RT 75	B.Parker	MLB 52	D.Perryman
TE 87	F.Moreau	LB 34	K.Wright
WR 83	D.Waller	LCB 35	B.Facyson
WR 7	Z.Jones	RCB 29	C.Hayward
QB 4	D.Carr	FS 25	T.Moehrig
RB 28	J.Jacobs	SS 33	R.Teamer

Substitutions

Substitutions

P 1 T.Long, WR 5 J.Palmer, K 6 D.Hopkins, WR 7 A.Roberts, LB 9 K.Murray, WR 15 J.Guyton, CB 20 T.Campbell, RB 22 J.Jackson, CB 28 D.Harris, LB 31 N.Niemann, S 32 A.Gilman, DB 36 T.Marshall, CB 37 K.Hall, OLB 52 K.Fackrell, LS 54 M.Overton, LB 57 A.Ogbongbemiga, C/G 61 S.Quessenberry, G/T 64 B.Jaimes, T 79 T.Pipkins, TE 87 J.Cook, OLB 94 C.Rumph, DL 95 C.Covington, DL 96 B.Fehoko, DL 98 L.Joseph

WR 1 D.Jackson, K 2 D.Carlson, P 6 A.Cole, QB 8 M.Mariota, CB 10 D.Trufant, WR 13 H.Renfrow, WR 17 T.Johnson, CB 22 K.Nixon, RB 30 J.Richard, RB 31 P.Barber, S 32 D.Leavitt, S 37 T.Gillespie, CB 39 N.Hobbs, FB 41 S.Smith, LB 42 C.Littleton, LS 47 T.Sieg, DE 51 M.Koonce, LB 57 W.Compton, LB 58 K.Wilber, C 66 N.Martin, G 67 L.Cotton, OL 72 J.Eluemunor, WR 85 D.Carrier, DT 92 S.Thomas, DT 96 D.Philon, DE 99 C.Ferrell

Did Not Play

Did Not Play

QB 4 C.Daniel, RB 27 J.Kelley

Not Active

Not Active

QB 2 E.Stick, RB 35 L.Rountree, FB 40 G.Nabers, G 68 S.Kelemete, DL 92 J.Gaziano

CB 21 A.Robertson, LB 48 P.Onwuasor, G 60 J.Simmons, T 78 J.Barton, TE 82 N.Bowers, DE 94 C.Nassib, DT 97 D.Square

Field Goals (made () & missed)

	D.Hopkins	51WL (41)	D.Carlson	(24)	(31)	(52)	(40)	(47)	
			1	2	3	4	OT	Total	
VISITOR:	Los Angeles Chargers		0	14	0	15	3	32	
HOME:	Las Vegas Raiders		10	7	3	9	6	35	

Scoring Plays

Team	Qtr	Time	Play Description (Extra Point) (Drive Info)	Visitor	Home
Raiders	1	10:50	D.Carlson 24 yd. Field Goal (9-61, 4:10)	0	3
Raiders	1	3:14	H.Renfrow 12 yd. pass from D.Carr (D.Carlson kick) (6-23, 3:30)	0	10
Chargers	2	12:42	A.Ekeler 14 yd. run (D.Hopkins kick) (14-75, 5:32)	7	10
Chargers	2	1:52	A.Ekeler 14 yd. pass from J.Herbert (D.Hopkins kick) (13-90, 7:02)	14	10
Raiders	2	0:37	J.Jacobs 1 yd. run (D.Carlson kick) (7-75, 1:15)	14	17
Raiders	3	8:03	D.Carlson 31 yd. Field Goal (4-4, 0:49)	14	20
Raiders	4	14:14	H.Renfrow 2 yd. pass from D.Carr (pass failed) (13-83, 7:17)	14	26
Raiders	4	8:23	D.Carlson 52 yd. Field Goal (8-30, 4:32)	14	29
Chargers	4	4:28	J.Palmer 23 yd. pass from J.Herbert (J.Herbert-A.Ekeler pass) (14-75, 3:55)	22	29

National Football League Game Summary

NFL Copyright © 2021 by The National Football League. All rights reserved. This summary and play-by-play is for the express purpose of assisting media in their coverage of the game; any other use of this material is prohibited without the written permission of the National Football League.

Chargers	4	0:00	M.Williams 12 yd. pass from J.Herbert (D.Hopkins kick) (19-83, 2:06)	29	29
Raiders	5	7:09	D.Carlson 40 yd. Field Goal (7-53, 2:51)	29	32
Chargers	5	4:30	D.Hopkins 41 yd. Field Goal (8-52, 2:39)	32	32
Raiders	5	0:00	D.Carlson 47 yd. Field Goal (8-46, 4:30)	32	35
Paid Attendance: 62,068				Time: 3:52	

Los Angeles Chargers vs Las Vegas Raiders
1/9/2022 at Allegiant Stadium

Final Individual Statistics

Los Angeles Chargers

Las Vegas Raiders

RUSHING						RUSHING					
	ATT	YDS	AVG	LG	TD		ATT	YDS	AVG	LG	TD
A.Ekeler	16	64	4.0	14	1	J.Jacobs	26	132	5.1	28	1
J.Jackson	3	20	6.7	11	0	J.Richard	2	24	12.0	23	0
J.Herbert	2	1	0.5	2	0	M.Mariota	4	23	5.8	15	0
						D.Carr	1	-1	-1.0	-1	0
						H.Renfrow	1	-4	-4.0	-4	0
Total	21	85	4.0	14	1	Total	34	174	5.1	28	1

PASSING									PASSING								
	ATT	CMP	YDS	SK/YD	TD	LG	IN	RT		ATT	CMP	YDS	SK/YD	TD	LG	IN	RT
J.Herbert	64	34	383	3/28	3	47	1	80.4	D.Carr	36	20	186	3/18	2	44	0	88.4
									M.Mariota	1	1	4	0/0	0	4	0	83.3
Total	64	34	383	3/28	3	47	1	80.4	Total	37	21	190	3/18	2	44	0	88.8

PASS RECEIVING								PASS RECEIVING							
	TAR	REC	YDS	AVG	LG	TD		TAR	REC	YDS	AVG	LG	TD		
M.Williams	17	9	119	13.2	47	1	Z.Jones	8	5	27	5.4	11	0		
J.Guyton	9	6	52	8.7	17	0	B.Edwards	5	4	63	15.8	30	0		
K.Allen	8	6	52	8.7	14	0	H.Renfrow	5	4	13	3.3	12	2		
A.Ekeler	12	5	35	7.0	14	1	F.Moreau	2	2	50	25.0	44	0		
J.Cook	7	4	80	20.0	42	0	D.Waller	9	2	22	11.0	18	0		
J.Palmer	9	4	45	11.3	23	1	J.Jacobs	2	2	12	6.0	8	0		
J.Jackson	1	0	0	0.0	0	0	J.Richard	2	2	3	1.5	8	0		
T.McKitty	1	0	0	0.0	0	0									
Total	64	34	383	11.3	47	3	Total	33	21	190	9.0	44	2		

INTERCEPTIONS							INTERCEPTIONS						
	NO	YDS	AVG	LG	TD		NO	YDS	AVG	LG	TD		
Total	0	0	0	0	0	C.Hayward	1	0	0.0	0	0		
						Total	1	0	0.0	0	0		

PUNTING								PUNTING							
	NO	YDS	AVG	NET	TB	IN20	LG		NO	YDS	AVG	NET	TB	IN20	LG
T.Long	3	162	54.0	43.3	0	0	56	A.Cole	4	181	45.3	44.3	0	2	54
Total	3	162	54.0	43.3	0	0	56	Total	4	181	45.3	44.3	0	2	54

PUNT RETURNS								PUNT RETURNS							
	NO	YDS	AVG	FC	LG	TD		NO	YDS	AVG	FC	LG	TD		
A.Roberts	2	4	2.0	2	4	0	H.Renfrow	3	32	10.7	0	13	0		
Total	2	4	2.0	2	4	0	Total	3	32	10.7	0	13	0		

KICKOFF RETURNS								KICKOFF RETURNS							
	NO	YDS	AVG	FC	LG	TD		NO	YDS	AVG	FC	LG	TD		
A.Roberts	2	47	23.5	0	24	0	T.Johnson	2	40	20.0	0	22	0		
[TOUCHBACK]	6	0	0.0	0	0	0	[TOUCHBACK]	4	0	0.0	0	0	0		
Total	2	47	23.5	0	24	0	Total	2	40	20.0	0	22	0		

Los Angeles Chargers

FUMBLES												
	FUM	LOST	OWN-REC	YDS	TD	FORCED	OPP-REC	YDS	TD	OUT-BDS		
A.Roberts	1	1	0	0	0	0	0	0	0	0		
N.Adderley	0	0	0	0	0	1	0	0	0	0		
J.Bosa	0	0	0	0	0	1	0	0	0	0		
Total	1	1	0	0	0	2	0	0	0	0		

Las Vegas Raiders

FUMBLES												
	FUM	LOST	OWN-REC	YDS	TD	FORCED	OPP-REC	YDS	TD	OUT-BDS		
D.Carr	1	0	0	0	0	0	0	0	0	0		
F.Moreau	1	0	0	0	0	0	0	0	0	1		
B.Parker	0	0	1	0	0	0	0	0	0	0		
T.Johnson	0	0	0	0	0	1	0	0	0	0		
D.Deablo	0	0	0	0	0	0	1	0	0	0		
Total	2	0	1	0	0	1	1	0	0	1		

Los Angeles Chargers vs Las Vegas Raiders
1/9/2022 at Allegiant Stadium

Final Team Statistics

	Visitor Chargers	Home Raiders
TOTAL FIRST DOWNS	27	24
By Rushing	5	9
By Passing	20	10
By Penalty	2	5
THIRD DOWN EFFICIENCY	4-18-22.2%	8-17-47.1%
FOURTH DOWN EFFICIENCY	6-7-85.7%	1-1-100.0%
TOTAL NET YARDS	440	346
Total Offensive Plays (inc. times thrown passing)	88	74
Average gain per offensive play	5.0	4.7
NET YARDS RUSHING	85	174
Total Rushing Plays	21	34
Average gain per rushing play	4.0	5.1
Tackles for a loss-number and yards	4-7	5-12
NET YARDS PASSING	355	172
Times thrown - yards lost attempting to pass	3-28	3-18
Gross yards passing	383	190
PASS ATTEMPTS-COMPLETIONS-HAD INTERCEPTED	64-34-1	37-21-0
Avg gain per pass play (inc.# thrown passing)	5.3	4.3
KICKOFFS Number-In End Zone-Touchbacks	6-4-4	8-7-6
PUNTS Number and Average	3-54.0	4-45.3
Had Blocked	0	0
FGs - PATs Had Blocked	0-0	0-0
Net Punting Average	43.3	44.3
TOTAL RETURN YARDAGE (Not Including Kickoffs)	4	32
No. and Yards Punt Returns	2-4	3-32
No. and Yards Kickoff Returns	2-47	2-40
No. and Yards Interception Returns	0-0	1-0
PENALTIES Number and Yards	10-108	4-38
FUMBLES Number and Lost	1-1	2-0
TOUCHDOWNS	4	3
Rushing	1	1
Passing	3	2
EXTRA POINTS Made-Attempts	4-4	2-3
Kicking Made-Attempts	3-3	2-2
Passing Made-Attempts	1-1	0-1
FIELD GOALS Made-Attempts	1-2	5-5
RED ZONE EFFICIENCY	4-4-100%	3-5-60%
GOAL TO GO EFFICIENCY	0-0-0%	2-3-67%
SAFETIES	0	0
FINAL SCORE	32	35
TIME OF POSSESSION	31:19	38:41

Ball Possession And Drive Chart

Los Angeles Chargers

#	Time Recd	Time Lost	Time Poss	How Ball Obtained	Drive Began	# Play	Yds Gain	Yds Pen	Net Yds	1st Down	Last Scrm	How Given Up
1	10:50	9:11	1:39	Kickoff	LAC 23	3	8	0	8	0	LAC 31	Punt
2	3:14	12:42	5:32	Kickoff	LAC 25	14	80	-5	75	6	* LV 14	Touchdown
3	8:54	1:52	7:02	Punt	LAC 10	13	90	0	90	7	* LV 14	Touchdown
4	0:37	0:10	0:27	Kickoff	LAC 25	3	2	-5	-3	0	LAC 22	Punt
5	15:00	11:42	3:18	Kickoff	LAC 29	6	38	0	38	1	LV 33	Missed FG
6	10:42	8:52	1:50	Punt	LAC 9	4	7	0	7	0	LAC 18	Downs
7	8:03	6:31	1:32	Kickoff	LAC 25	3	0	0	0	0	LAC 25	Punt
8	14:14	12:55	1:19	Kickoff	LAC 25	3	5	0	5	0	LAC 30	Interception
9	8:23	4:28	3:55	Kickoff	LAC 25	14	75	0	75	5	* LV 23	Touchdown
10	2:06	0:00	2:06	Punt	LAC 17	19	78	5	83	7	* LV 12	Touchdown
11	7:09	4:30	2:39	Kickoff	LAC 25	8	57	-5	52	1	LV 23	Field Goal

(238) Average LAC 22

Las Vegas Raiders

#	Time Recd	Time Lost	Time Poss	How Ball Obtained	Drive Began	# Play	Yds Gain	Yds Pen	Net Yds	1st Down	Last Scrm	How Given Up
1	15:00	10:50	4:10	Kickoff	LV 33	9	57	4	61	3	* LAC 6	Field Goal
2	9:11	6:44	2:27	Punt	LV 24	5	12	0	12	1	LV 36	Punt
3	6:44	3:14	3:30	Fumble	LAC 23	6	23	0	23	2	* LAC 12	Touchdown
4	12:42	8:54	3:48	Kickoff	LV 28	5	9	20	29	1	LAC 43	Punt
5	1:52	0:37	1:15	Kickoff	LV 25	7	42	33	75	4	* LAC 1	Touchdown
6	0:10	0:00	0:10	Punt	LV 36	1	-1	0	-1	0	LV 36	End of Half
7	11:42	10:42	1:00	Missed FG	LV 41	3	2	0	2	0	LV 43	Punt
8	8:52	8:03	0:49	Downs	LAC 16	4	4	0	4	0	* LAC 12	Field Goal
9	6:31	14:14	7:17	Punt	LV 17	13	75	8	83	6	* LAC 2	Touchdown
10	12:55	8:23	4:32	Interception	LV 36	8	30	0	30	2	LAC 34	Field Goal
11	4:28	2:06	2:22	Kickoff	LV 25	3	-6	0	-6	0	LV 19	Punt
12	10:00	7:09	2:51	Kickoff	LV 25	7	53	0	53	2	LAC 22	Field Goal
13	4:30	0:00	4:30	Kickoff	LV 25	8	46	0	46	3	LAC 29	Field Goal

(476) Average LV 37

* inside opponent's 20

Time of Possession by Quarter		1st	2nd	3rd	4th	OT	Total
Visitor	Los Angeles Chargers	4:53	9:47	6:40	7:20	2:39	31:19
Home	Las Vegas Raiders	10:07	5:13	8:20	7:40	7:21	38:41

Kickoff Drive No.-Start Average

Chargers: 8 - LAC 25

Raiders: 6 - LV 27

Los Angeles Chargers vs Las Vegas Raiders
1/9/2022 at Allegiant Stadium

Final Defensive Statistics

Los Angeles Chargers	Regular Defensive Plays											Special Teams					Misc			
	TKL	AST	COMB	SK	/ YDS	TFL	Q	IN	PD	FF	FR	TKL	AST	FF	FR	BL	TKL	AST	FF	FR
N.Adderley	7	3	10	0	0	0	0	0	0	1	0	0	0	0	0	0	0	0	0	0
D.James	4	5	9	0	0	1	2	0	0	0	0	0	0	0	0	0	0	0	0	0
U.Nwosu	6	1	7	1	8	4	2	0	1	0	0	0	0	0	0	0	0	0	0	0
K.White	2	5	7	0	0	0	1	0	0	0	0	0	0	0	0	0	0	0	0	0
M.Davis	4	1	5	0	0	0	0	0	2	0	0	0	0	0	0	0	0	0	0	0
A.Gilman	3	2	5	0	0	0	0	0	0	0	0	0	0	0	0	0	0	0	0	0
K.Murray	2	3	5	0	0	0	0	0	0	0	0	0	0	0	0	0	0	0	0	0
A.Samuel	4	0	4	0	0	0	0	0	1	0	0	0	0	0	0	0	0	0	0	0
D.Tranquill	3	1	4	0	0	0	0	0	0	0	0	0	0	0	0	0	0	0	0	0
J.Jones	3	0	3	1	0	0	1	0	0	0	0	0	0	0	0	0	0	0	0	0
J.Bosa	2	0	2	1	10	0	0	0	0	1	0	0	0	0	0	0	0	0	0	0
K.Fackrell	2	0	2	0	0	2	0	0	0	0	0	0	0	0	0	0	0	0	0	0
L.Joseph	2	0	2	0	0	1	0	0	0	0	0	0	0	0	0	0	0	0	0	0
J.Tillery	1	1	2	0	0	0	0	0	0	0	0	0	0	0	0	0	0	0	0	0
C.Covington	0	2	2	0	0	0	0	0	0	0	0	0	0	0	0	0	0	0	0	0
C.Harris	0	2	2	0	0	0	0	0	0	0	0	0	0	0	0	0	0	0	0	0
B.Fehoko	1	0	1	0	0	0	0	0	0	0	0	0	0	0	0	0	0	0	0	0
J.Jackson	0	0	0	0	0	0	0	0	0	0	0	2	0	0	0	0	0	0	0	0
N.Niemann	0	0	0	0	0	0	0	0	0	0	0	1	1	0	0	0	0	0	0	0
T.McKitty	0	0	0	0	0	0	0	0	0	0	0	1	0	0	0	0	0	0	0	0
Total	46	26	72	3	18	8	6	0	4	2	0	4	2	0	0	0	0	0	0	0

TKL = Tackle AST = Assist COMB = Combined QH=QB Hit IN = Interception PD = Pass Defense FF = Forced Fumble FR = Fumble Recovery

Las Vegas Raiders	Regular Defensive Plays											Special Teams					Misc			
	TKL	AST	COMB	SK	/ YDS	TFL	Q	IN	PD	FF	FR	TKL	AST	FF	FR	BL	TKL	AST	FF	FR
D.Perryman	8	1	9	0	0	0	0	0	0	0	0	0	0	0	0	0	0	0	0	0
B.Facyson	7	0	7	0	0	1	0	0	2	0	0	0	0	0	0	0	0	0	0	0
M.Crosby	6	1	7	2	18	3	4	0	3	0	0	0	0	0	0	0	0	0	0	0
N.Hobbs	5	2	7	0	0	1	0	0	1	0	0	0	0	0	0	0	0	0	0	0
K.Wright	4	1	5	0	0	0	0	0	0	0	0	0	0	0	0	0	0	0	0	0
D.Deablo	2	3	5	0	0	0	0	0	0	0	0	1	0	0	1	0	0	0	0	0
D.Trufant	4	0	4	0	0	0	0	0	4	0	0	0	0	0	0	0	0	0	0	0
T.Moehrig	3	1	4	0	0	0	0	0	0	0	0	0	0	0	0	0	0	0	0	0
D.Philon	2	2	4	0	0	1	0	0	1	0	0	0	0	0	0	0	0	0	0	0
C.Hayward	3	0	3	0	0	0	0	1	3	0	0	0	0	0	0	0	0	0	0	0
D.Leavitt	1	1	2	0	0	0	0	0	0	0	0	0	1	0	0	0	0	0	0	0
Q.Jefferson	0	2	2	0.5	5	0	3	0	1	0	0	0	0	0	0	0	0	0	0	0
C.Ferrell	0	1	1	0.5	5	0	3	0	0	0	0	0	0	0	0	0	0	0	0	0
R.Teamer	0	1	1	0	0	0	0	0	1	0	0	0	0	0	0	0	0	0	0	0
J.Hankins	0	1	1	0	0	0	0	0	0	0	0	0	0	0	0	0	0	0	0	0
M.Koonce	0	1	1	0	0	0	0	0	0	0	0	0	0	0	0	0	0	0	0	0
T.Johnson	0	0	0	0	0	0	0	0	0	0	0	1	0	1	0	0	0	0	0	0
D.Carrier	0	0	0	0	0	0	0	0	0	0	0	1	0	0	0	0	0	0	0	0
W.Compton	0	0	0	0	0	0	0	0	0	0	0	0	1	0	0	0	0	0	0	0
B.Parker	0	0	0	0	0	0	0	0	0	0	0	0	0	0	0	0	0	0	0	1
Total	45	18	63	3	28	6	10	1	16	0	0	3	2	1	1	0	0	0	0	1

Los Angeles Chargers vs Las Vegas Raiders
1/9/2022 at Allegiant Stadium

Second Half Summary

PERIOD SCORES

Chargers 0 15 = 15
 Raiders 3 9 = 12

TIME OF POSSESSION

Chargers 14:00
 Raiders 16:00

Scoring Plays

Team	Qtr	Time	Play Description (Extra Point) (Drive Info)	Visitor	Home
Raiders	3	8:03	D.Carlson 31 yd. Field Goal (4-4, 0:49)	14	20
Raiders	4	14:14	H.Renfrow 2 yd. pass from D.Carr (pass failed) (13-83, 7:17)	14	26
Raiders	4	8:23	D.Carlson 52 yd. Field Goal (8-30, 4:32)	14	29
Chargers	4	4:28	J.Palmer 23 yd. pass from J.Herbert (J.Herbert-A.Ekeler pass) (14-75, 3:55)	22	29
Chargers	4	0:00	M.Williams 12 yd. pass from J.Herbert (D.Hopkins kick) (19-83, 2:06)	29	29

	Los Angeles Chargers	Las Vegas Raiders
TOTAL FIRST DOWNS	13	8
First Downs Rushing-Passing-by Penalty	0 - 12 - 1	3 - 3 - 2
THIRD DOWN EFFICIENCY	2-11-18.2%	4-8-50.0%
TOTAL NET YARDS	203	105
Total Offensive Plays	48	29
NET YARDS RUSHING	7	62
NET YARDS PASSING	196	43
Gross Yards Passing	224	53
Times thrown-yards lost attempting to pass	3-28	1-10
Pass Attempts-Completions-Had Intercepted	39 - 20 - 1	15 - 8 - 0
Punts-Number and Average	1 - 56.0	2 - 51.0
Penalties-Number and Yards	3 - 18	2 - 20
Fumbles-Number and Lost	0 - 0	1 - 0
Red Zone Efficiency	2-2-100%	1-2-50%
Average Drive Start	LAC 22	LV 41

Los Angeles Chargers										Las Vegas Raiders									
RUSHING										RUSHING									
	ATT	YDS	AVG	LG	TD		ATT	YDS	AVG	LG	TD								
A.Ekeler	6	7	1.2	7	0	J.Jacobs	9	43	4.8	11	0								
						M.Mariota	3	23	7.7	15	0								
						H.Renfrow	1	-4	-4.0	-4	0								
Total	6	7	1.2	7	0	Total	13	62	4.8	15	0								
PASSING										PASSING									
	ATT	CMP	YDS	SK/YD	TD	LG	IN	RT		ATT	CMP	YDS	SK/YD	TD	LG	IN	RT		
J.Herbert	39	20	224	3/28	2	42	1	75.2	D.Carr	14	7	49	1/10	1	30	0	82.1		
									M.Mariota	1	1	4	0/0	0	4	0	83.3		
Total	39	20	224	3/28	2	42	1	75.2	Total	15	8	53	1/10	1	30	0	83.5		
PASS RECEIVING										PASS RECEIVING									
	TAR	REC	YDS	AVG	LG	TD		TAR	REC	YDS	AVG	LG	TD						
M.Williams	12	6	64	10.7	18	1	H.Renfrow	3	3	1	0.3	2	1						
J.Guyton	5	4	41	10.3	17	0	B.Edwards	3	2	34	17.0	30	0						
J.Palmer	8	3	39	13.0	23	1	J.Richard	1	1	8	8.0	8	0						
K.Allen	4	3	31	10.3	14	0	F.Moreau	1	1	6	6.0	6	0						
A.Ekeler	7	3	7	2.3	4	0	D.Waller	4	1	4	4.0	4	0						
J.Cook	3	1	42	42.0	42	0	Z.Jones	1	0	0	0.0	0	0						
Total	39	20	224	11.2	42	2	Total	13	8	53	6.6	30	1						

Los Angeles Chargers	Regular Defensive Plays										Special Teams					Misc				
	TKL	AST	COMB	SK	YDS	TFL	Q	IN	PD	FF	FR	TKL	AST	FF	FR	BL	TKL	AST	FF	FR
N.Adderley	3	2	5	0	0	0	0	0	0	0	0	0	0	0	0	0	0	0	0	0
D.James	2	2	4	0	0	0	1	0	0	0	0	0	0	0	0	0	0	0	0	0
U.Nwosu	2	0	2	0	0	1	0	0	0	0	0	0	0	0	0	0	0	0	0	0
M.Davis	1	1	2	0	0	0	0	0	1	0	0	0	0	0	0	0	0	0	0	0
Total	8	5	13	0	0	1	1	0	1	0	0	0	0	0	0	0	0	0	0	0

First Quarter

1/9/2022

Play By Play

LAC wins the coin toss and elects to defer. LV elects to Receive, and LAC elects to defend the north goal.

D.Hopkins kicks 50 yards from LAC 35 to LV 15. T.Johnson to LV 33 for 18 yards (J.Jackson).

Las Vegas Raiders at 15:00, (1st play from scrimmage 14:55)

- 1-10-LV 33 (14:55) J.Jacobs left end pushed ob at LV 41 for 8 yards (A.Samuel).
- 2-2-LV 41 (14:20) (Shotgun) D.Carr pass short left to J.Jacobs pushed ob at LV 49 for 8 yards (D.Tranquill). P1
- 1-10-LV 49 (13:50) (Shotgun) D.Carr pass incomplete short left to D.Waller (M.Davis).
- 2-10-LV 49 (13:44) (Shotgun) M.Mariota left end to LV 49 for no gain (U.Nwosu).
- 3-10-LV 49 (13:02) (Shotgun) D.Carr pass short middle to F.Moreau to LAC 7 for 44 yards (N.Adderley). FUMBLES (N.Adderley), ball out of bounds at LAC 1. P2
- 1-7-LAC 7 (12:27) (Shotgun) D.Carr pass incomplete short middle to H.Renfrow. X3
PENALTY on LAC-M.Davis, Defensive Holding, 4 yards, enforced at LAC 7 - No Play.
Penalty on LAC-A.Samuel, Defensive Holding, declined.
- 1-3-LAC 3 (12:21) (Shotgun) J.Jacobs right guard to LAC 3 for no gain (N.Adderley).
- 2-3-LAC 3 (11:44) (Shotgun) J.Jacobs left end to LAC 6 for -3 yards (K.Fackrell, K.White).
- 3-6-LAC 6 (11:02) (Shotgun) D.Carr pass incomplete short right to Z.Jones (A.Samuel) [D.James].
- 4-6-LAC 6 (10:54) **D.Carlson 24 yard field goal is GOOD, Center-T.Sieg, Holder-A.Cole.**

LAC 0 LV 3, 9 plays, 61 yards, 1 penalty, 4:10 drive, 4:10 elapsed

D.Carlson kicks 66 yards from LV 35 to LAC -1. A.Roberts to LAC 23 for 24 yards (W.Compton; D.Leavitt).

Los Angeles Chargers at 10:50, (1st play from scrimmage 10:42)

- 1-10-LAC 23 (10:42) J.Herbert pass short right to M.Williams to LAC 26 for 3 yards (B.Facyson).
- 2-7-LAC 26 (10:12) (Shotgun) J.Herbert pass incomplete short right to A.Ekeler (Q.Jefferson).
- 3-7-LAC 26 (10:06) (No Huddle, Shotgun) J.Herbert pass short middle to K.Allen to LAC 31 for 5 yards (D.Leavitt).
- 4-2-LAC 31 (9:22) T.Long punts 55 yards to LV 14, Center-M.Overton. H.Renfrow to LV 24 for 10 yards (N.Niemann; D.Tranquill).

Las Vegas Raiders at 9:11

- 1-10-LV 24 (9:11) (Shotgun) D.Carr pass incomplete short right to D.Waller (U.Nwosu).
- 2-10-LV 24 (9:06) J.Jacobs right guard to LV 38 for 14 yards (D.James; N.Adderley). R4
- 1-10-LV 38 (8:18) J.Jacobs left guard to LV 36 for -2 yards (U.Nwosu).
- 2-12-LV 36 (7:43) D.Carr pass short right to Z.Jones pushed ob at LV 36 for no gain (N.Adderley).
- 3-12-LV 36 (7:07) (Shotgun) D.Carr pass incomplete deep right to Z.Jones.
- 4-12-LV 36 (6:59) A.Cole punts 46 yards to LAC 18, Center-T.Sieg. A.Roberts to LAC 22 for 4 yards (T.Johnson). FUMBLES (T.Johnson), RECOVERED by LV-D.Deablo at LAC 23.

Las Vegas Raiders at 6:44

- 1-10-LAC 23 (6:44) (Shotgun) J.Jacobs left tackle to LAC 20 for 3 yards (M.Davis).
- 2-7-LAC 20 (6:03) (Shotgun) D.Carr pass short left to J.Jacobs pushed ob at LAC 16 for 4 yards (D.Tranquill).
- 3-3-LAC 16 (5:26) (Shotgun) J.Richard left guard to LAC 15 for 1 yard (K.White; J.Tillery).
- 4-2-LAC 15 (4:40) (Shotgun) D.Carr pass short left to Z.Jones to LAC 13 for 2 yards (A.Gilman). P5
- 1-10-LAC 13 (3:53) (Shotgun) J.Jacobs up the middle to LAC 12 for 1 yard (B.Fehoko, C.Covington).
- 2-9-LAC 12 (3:20) **D.Carr pass short left to H.Renfrow for 12 yards, TOUCHDOWN.** P6
D.Carlson extra point is GOOD, Center-T.Sieg, Holder-A.Cole.

LAC 0 LV 10, 6 plays, 23 yards, 3:30 drive, 11:46 elapsed

D.Carlson kicks 65 yards from LV 35 to end zone, Touchback.

Los Angeles Chargers at 3:14

- 1-10-LAC 25 (3:14) (Shotgun) J.Herbert pass incomplete short left to A.Ekeler.
- 2-10-LAC 25 (3:10) (Shotgun) J.Herbert pass short right to M.Williams to LAC 30 for 5 yards (B.Facyson).
- 3-5-LAC 30 (2:30) (Shotgun) J.Herbert pass short middle to A.Ekeler to LAC 44 for 14 yards (D.Perryman, N.Hobbs) [Q.Jefferson]. P1
- 1-10-LAC 44 (2:04) (No Huddle, Shotgun) A.Ekeler left guard to LAC 47 for 3 yards (M.Crosby).
- 2-7-LAC 47 (1:28) A.Ekeler left end to LV 49 for 4 yards (B.Facyson).
PENALTY on LAC-R.Slater, Offensive Holding, 10 yards, enforced at LAC 47 - No Play.
- 2-17-LAC 37 (1:04) J.Herbert pass incomplete short left to J.Jackson.
- 3-17-LAC 37 (:58) (Shotgun) J.Herbert pass incomplete deep left to M.Williams [Y.Ngakoue].
PENALTY on LV-B.Facyson, Illegal Contact, 5 yards, enforced at LAC 37 - No Play. X2
- 1-10-LAC 42 (:51) (Shotgun) J.Jackson up the middle to LAC 43 for 1 yard (D.Deablo; Q.Jefferson).

Los Angeles Chargers vs Las Vegas Raiders at Allegiant Stadium

2-9-LAC 43 (:13) J.Herbert pass deep left to J.Cook ran ob at LV 38 for 19 yards (N.Hobbs).

END OF QUARTER

	Score	Time Poss	First Downs				Efficiencies	
			R	P	X	T	3 Down	4 Down
Los Angeles Chargers	0	4:53	0	2	1	3	1/2	0/0
Las Vegas Raiders	10	10:07	1	4	1	6	1/4	1/1

Second Quarter

1/9/2022

Play By Play

Los Angeles Chargers continued.

<u>1-10-LV 38</u>	(15:00) A.Ekeler right guard to LV 29 for 9 yards (D.Perryman). <i>Penalty on LV-C.Ferrell, Defensive Offside, declined.</i>	
2-1-LV 29	(14:41) A.Ekeler up the middle to LV 27 for 2 yards (M.Crosby, D.Philon).	R4
<u>1-10-LV 27</u>	(14:08) (Shotgun) J.Herbert pass short middle to J.Cook to LV 21 for 6 yards (D.Perryman). LV-Q.Jefferson was injured during the play. His return is Questionable.	
2-4-LV 21	(13:49) A.Ekeler right guard to LV 19 for 2 yards (D.Deablo; J.Hankins).	
3-2-LV 19	(13:28) (No Huddle) J.Herbert pass incomplete short middle to T.McKitty (M.Crosby).	
4-2-LV 19	(13:23) (Shotgun) J.Herbert pass short left to J.Guyton to LV 14 for 5 yards (D.Deablo).	P5
<u>1-10-LV 14</u>	(12:48) (Shotgun) A.Ekeler left guard for 14 yards, TOUCHDOWN. D.Hopkins extra point is GOOD, Center-M.Overton, Holder-T.Long.	R6

LAC 7 LV 10, 14 plays, 75 yards, 1 penalty, 5:32 drive, 2:18 elapsed

D.Hopkins kicks 59 yards from LAC 35 to LV 6. T.Johnson to LV 28 for 22 yards (J.Jackson).

Las Vegas Raiders at 12:42, (1st play from scrimmage 12:35)

1-10-LV 28	(12:35) J.Jacobs up the middle to LV 26 for -2 yards (U.Nwosu).	
2-12-LV 26	(11:57) (Shotgun) D.Carr pass short middle to Z.Jones to LV 33 for 7 yards (K.White).	
3-5-LV 33	(11:19) (Shotgun) D.Carr pass incomplete deep right to J.Richard [J.Bosa]. <i>PENALTY on LAC-K.Murray, Defensive Pass Interference, 20 yards, enforced at LV 33 - No Play.</i> <i>Penalty on LAC-C.Harris, Defensive Holding, declined.</i>	X7
<u>1-10-LAC 47</u>	(11:09) J.Jacobs up the middle to LAC 47 for no gain (J.Bosa).	
2-10-LAC 47	(10:29) D.Carr sacked at LV 45 for -8 yards (U.Nwosu).	
3-18-LV 45	(9:44) (Shotgun) D.Carr pass short middle to B.Edwards to LAC 43 for 12 yards (K.Murray).	
4-6-LAC 43	(9:01) A.Cole punts 33 yards to LAC 10, Center-T.Sieg, fair catch by A.Roberts.	

Los Angeles Chargers at 8:54

1-10-LAC 10	(8:54) A.Ekeler up the middle to LAC 11 for 1 yard (M.Koonce; D.Perryman).	
2-9-LAC 11	(8:14) J.Herbert pass short middle to K.Allen to LAC 21 for 10 yards (D.Trufant) [C.Ferrell].	P7
<u>1-10-LAC 21</u>	(7:31) A.Ekeler left guard to LAC 23 for 2 yards (K.Wright).	
2-8-LAC 23	(6:54) J.Herbert pass short right to J.Palmer to LAC 29 for 6 yards (D.Perryman).	
3-2-LAC 29	(6:11) (Shotgun) J.Herbert pass short left to J.Guyton pushed ob at LAC 35 for 6 yards (C.Hayward).	P8
<u>1-10-LAC 35</u>	(5:35) A.Ekeler left end pushed ob at LAC 49 for 14 yards (T.Moehrig).	R9
<u>1-10-LAC 49</u>	(4:57) (Shotgun) J.Herbert pass incomplete short middle to J.Cook (D.Trufant).	
2-10-LAC 49	(4:52) (Shotgun) J.Herbert pass short left to J.Cook to LV 38 for 13 yards (D.Trufant).	P10
<u>1-10-LV 38</u>	(4:10) J.Jackson up the middle to LV 27 for 11 yards (T.Moehrig; D.Deablo).	R11
<u>1-10-LV 27</u>	(3:26) (Shotgun) J.Jackson right end pushed ob at LV 19 for 8 yards (D.Perryman).	
2-2-LV 19	(2:48) A.Ekeler up the middle to LV 13 for 6 yards (K.Wright).	R12
<u>1-10-LV 13</u>	(2:08) (Shotgun) J.Herbert left end to LV 14 for -1 yards (N.Hobbs).	

Two-Minute Warning

2-11-LV 14	(2:00) J.Herbert pass short left to A.Ekeler for 14 yards, TOUCHDOWN. D.Hopkins extra point is GOOD, Center-M.Overton, Holder-T.Long.	P13
------------	---	-----

LAC 14 LV 10, 13 plays, 90 yards, 7:02 drive, 13:08 elapsed
--

D.Hopkins kicks 65 yards from LAC 35 to end zone, Touchback.

Las Vegas Raiders at 1:52

1-10-LV 25	(1:52) (Shotgun) D.Carr pass incomplete short middle to H.Renfrow.	
2-10-LV 25	<i>(1:48) (Shotgun) PENALTY on LAC-K.Fackrell, Neutral Zone Infraction, 5 yards, enforced at LV 25 - No Play.</i>	
2-5-LV 30	(1:48) (Shotgun) D.Carr pass short middle to D.Waller to LV 48 for 18 yards (A.Gilman, D.James).	P8
<u>1-10-LV 48</u>	(1:17) (Shotgun) D.Carr pass incomplete short right to D.Waller.	
2-10-LV 48	(1:13) (Shotgun) D.Carr pass incomplete short right. <i>PENALTY on LV-D.Carr, Intentional Grounding, 13 yards, enforced at LV 48.</i>	
3-23-LV 35	(1:05) (Shotgun) J.Richard up the middle to LAC 43 for 22 yards (M.Davis, D.James). The Replay Official reviewed the short of the line to gain ruling, and the play was REVERSED. (Shotgun) J.Richard up the middle to LAC 42 for 23 yards (M.Davis, D.James). Timeout #1 by LV at 00:56.	R9
<u>1-10-LAC 42</u>	(:56) (Shotgun) D.Carr sacked at LAC 42 for 0 yards (J.Jones).	

Los Angeles Chargers vs Las Vegas Raiders at Allegiant Stadium

Timeout #2 by LV at 00:49.

Timeout #1 by LAC at 00:49.

2-10-LAC 42 (:49) (Shotgun) D.Carr pass incomplete deep left [U.Nwosu].

PENALTY on LAC-C.Harris, Defensive Pass Interference, 41 yards, enforced at LAC 42 - No Play.

X10

1-1-LAC 1 (:41) **J.Jacobs left tackle for 1 yard, TOUCHDOWN.**

R11

D.Carlson extra point is GOOD, Center-T.Sieg, Holder-A.Cole.

LAC 14 LV 17, 7 plays, 75 yards, 2 penalties, 1:15 drive, 14:23 elapsed
--

D.Carlson kicks 65 yards from LV 35 to end zone, Touchback.

Los Angeles Chargers at 0:37

1-10-LAC 25 (:37) (Shotgun) J.Herbert pass incomplete short left to K.Allen (D.Philon).

2-10-LAC 25 (:32) (Shotgun) J.Herbert scrambles left end ran ob at LAC 27 for 2 yards (N.Hobbs).

3-8-LAC 27 (:24) (Shotgun) J.Herbert pass incomplete short left to M.Williams (D.Trufant).

Penalty on LAC-S.Norton, Offensive Holding, declined.

4-8-LAC 27 (:19) (Punt formation) *PENALTY on LAC-N.Niemann, False Start, 5 yards, enforced at LAC 27 - No Play.*

4-13-LAC 22 (:19) T.Long punts 51 yards to LV 27, Center-M.Overton. H.Renfrow ran ob at LV 36 for 9 yards (N.Niemann).

Las Vegas Raiders at 0:10

1-10-LV 36 (:10) D.Carr kneels to LV 35 for -1 yards.

END OF QUARTER

	Score	Time Poss	First Downs				Efficiencies	
			R	P	X	T	3 Down	4 Down
Los Angeles Chargers	14	9:47	5	5	0	10	1/3	1/1
Las Vegas Raiders	17	5:13	2	1	2	5	1/2	0/0

Third Quarter

1/9/2022

Play By Play

LAC elects to Receive, and LV elects to defend the South goal.

D.Carlson kicks 59 yards from LV 35 to LAC 6. A.Roberts to LAC 29 for 23 yards (D.Carrier).

Los Angeles Chargers at 15:00, (1st play from scrimmage 14:53)

1-10-LAC 29 (14:53) (Shotgun) J.Herbert pass short left to J.Guyton to LAC 36 for 7 yards (B.Facyson).

2-3-LAC 36 (14:21) J.Herbert pass deep left to J.Cook pushed ob at LV 22 for 42 yards (T.Moehrig). P14

1-10-LV 22 (13:38) A.Ekeler left end to LV 25 for -3 yards (B.Facyson, N.Hobbs). LV-Y.Ngakoue was injured during the play. His return is Questionable.

2-13-LV 25 (13:10) (Shotgun) J.Herbert sacked at LV 35 for -10 yards (sack split by C.Ferrell and Q.Jefferson).

3-23-LV 35 (12:29) (Shotgun) J.Herbert pass short middle to A.Ekeler to LV 33 for 2 yards (M.Crosby).

4-21-LV 33 (11:47) D.Hopkins 51 yard field goal is No Good, Wide Left, Center-M.Overton, Holder-T.Long.

Las Vegas Raiders at 11:42

1-10-LV 41 (11:42) J.Jacobs right guard to LV 43 for 2 yards (J.Tillery).

2-8-LV 43 (11:01) (Shotgun) D.Carr pass incomplete short right.

3-8-LV 43 (10:56) (Shotgun) D.Carr pass incomplete deep left to Z.Jones.

4-8-LV 43 (10:50) A.Cole punts 48 yards to LAC 9, Center-T.Sieg, fair catch by A.Roberts.

Los Angeles Chargers at 10:42

1-10-LAC 9 (10:42) A.Ekeler left tackle to LAC 15 for 6 yards (D.Philon). LV-D.Perryman was injured during the play. His return is Questionable.

2-4-LAC 15 (10:20) (Shotgun) J.Herbert pass short right to J.Guyton to LAC 18 for 3 yards (C.Hayward).

3-1-LAC 18 (9:41) (Shotgun) A.Ekeler left guard to LAC 18 for no gain (M.Crosby; D.Philon).

4-1-LAC 18 (8:57) A.Ekeler up the middle to LAC 16 for -2 yards (D.Philon, R.Teamer).

Las Vegas Raiders at 8:52

1-10-LAC 16 (8:52) (Shotgun) Direct snap to J.Jacobs. M.Mariota pass short middle to D.Waller pushed ob at LAC 12 for 4 yards (D.James).

2-6-LAC 12 (8:18) (Shotgun) D.Carr pass incomplete short right [D.James].

3-6-LAC 12 (8:13) (Shotgun) D.Carr pass incomplete short left to D.Waller.

4-6-LAC 12 (8:07) **D.Carlson 31 yard field goal is GOOD, Center-T.Sieg, Holder-A.Cole.**

LAC 14 LV 20, 4 plays, 4 yards, 0:49 drive, 6:57 elapsed

D.Carlson kicks 65 yards from LV 35 to end zone, Touchback.

Los Angeles Chargers at 8:03

1-10-LAC 25 (8:03) A.Ekeler right tackle to LAC 32 for 7 yards (D.Perryman).

2-3-LAC 32 (7:41) (No Huddle, Shotgun) J.Herbert pass incomplete short middle to K.Allen.

3-3-LAC 32 (7:35) (No Huddle, Shotgun) J.Herbert sacked at LAC 25 for -7 yards (M.Crosby).

4-10-LAC 25 (6:43) T.Long punts 56 yards to LV 19, Center-M.Overton. H.Renfrow to LV 32 for 13 yards (T.McKitty).

PENALTY on LV-D.Leavitt, Unnecessary Roughness, 15 yards, enforced at LV 32.

Las Vegas Raiders at 6:31

1-10-LV 17 (6:31) (Shotgun) D.Carr pass incomplete short left to D.Waller.

2-10-LV 17 (6:25) (Shotgun) D.Carr pass short right to B.Edwards to LV 21 for 4 yards (M.Davis).

3-6-LV 21 (5:47) (Shotgun) D.Carr pass deep right to B.Edwards to LAC 49 for 30 yards (N.Adderley). P12

1-10-LAC 49 (4:58) J.Jacobs left tackle to LAC 42 for 7 yards (U.Nwosu, C.Harris).

2-3-LAC 42 (4:16) (Shotgun) J.Jacobs right end to LAC 37 for 5 yards (N.Adderley; K.White). R13

1-10-LAC 37 (3:33) (Shotgun) D.Carr pass incomplete deep right.

PENALTY on LAC-M.Davis, Defensive Holding, 5 yards, enforced at LAC 37 - No Play. X14

1-10-LAC 32 (3:23) J.Jacobs left guard to LAC 29 for 3 yards (A.Samuel, D.James).

2-7-LAC 29 (2:43) (Shotgun) D.Carr pass short middle to F.Moreau to LAC 23 for 6 yards (C.Harris; K.Murray).

3-1-LAC 23 (2:02) (Shotgun) M.Mariota right tackle to LAC 8 for 15 yards (N.Adderley). R15

1-8-LAC 8 (1:19) J.Jacobs up the middle to LAC 6 for 2 yards (J.Jones, N.Adderley).

2-6-LAC 6 (:39) (Shotgun) D.Carr pass incomplete short left to B.Edwards (M.Davis).

Timeout #1 by LV at 00:34.

3-6-LAC 6 (:34) (Shotgun) D.Carr pass incomplete short middle to H.Renfrow [U.Nwosu].

PENALTY on LAC-U.Nwosu, Defensive Holding, 3 yards, enforced at LAC 6 - No Play. X16

1-3-LAC 3 (:28) J.Jacobs right guard to LAC 2 for 1 yard (N.Adderley).

Los Angeles Chargers vs Las Vegas Raiders at Allegiant Stadium

END OF QUARTER

	Time	First Downs				Efficiencies		
Score	Poss	R	P	X	T	3 Down	4 Down	
Los Angeles Chargers	14	6:40	0	1	0	1	0/3	0/1
Las Vegas Raiders	20	8:20	2	1	2	5	2/4	0/0

Fourth Quarter

1/9/2022

Play By Play

Las Vegas Raiders continued.

- 2-2-LAC 2 (15:00) (Shotgun) M.Mariota left tackle to LAC 2 for no gain (A.Gilman).
 3-2-LAC 2 (14:18) (Shotgun) **D.Carr pass short left to H.Renfrow for 2 yards, TOUCHDOWN.**
 TWO-POINT CONVERSION ATTEMPT. D.Carr pass to H.Renfrow is complete. ATTEMPT FAILS.

P17

LAC 14 LV 26, 13 plays, 83 yards, 2 penalties, 7:17 drive, 0:46 elapsed
--

D.Carlson kicks 65 yards from LV 35 to end zone, Touchback.

Los Angeles Chargers at 14:14

- 1-10-LAC 25 (14:14) (Shotgun) J.Herbert pass short middle to K.Allen to LAC 31 for 6 yards (D.Perryman).
 2-4-LAC 31 (13:40) (Shotgun) A.Ekeler up the middle to LAC 30 for -1 yards (M.Crosby).
 3-5-LAC 30 (13:03) (Shotgun) J.Herbert pass deep left intended for M.Williams INTERCEPTED by C.Hayward [M.Crosby] at LV 36. C.Hayward to LV 36 for no gain.

Las Vegas Raiders at 12:55

- 1-10-LV 36 (12:55) (Shotgun) J.Jacobs right guard to LV 47 for 11 yards (D.James, M.Davis). R18
1-10-LV 47 (12:11) (Shotgun) D.Carr pass short left to H.Renfrow to LV 46 for -1 yards (K.Fackrell).
 2-11-LV 46 (11:32) J.Jacobs right guard to LAC 47 for 7 yards (K.White; D.Tranquill).
 3-4-LAC 47 (10:47) (Shotgun) D.Carr pass short left to J.Richard to LAC 39 for 8 yards (A.Gilman; K.Murray). P19
1-10-LAC 39 (9:58) J.Jacobs left guard to LAC 34 for 5 yards (C.Covington; D.James).
 2-5-LAC 34 (9:17) D.Carr pass incomplete short left to D.Waller.
 3-5-LAC 34 (9:13) (Shotgun) D.Carr pass short middle to H.Renfrow to LAC 34 for no gain (D.Tranquill).
 4-5-LAC 34 (8:29) **D.Carlson 52 yard field goal is GOOD, Center-T.Sieg, Holder-A.Cole.**

LAC 14 LV 29, 8 plays, 30 yards, 4:32 drive, 6:37 elapsed
--

D.Carlson kicks 65 yards from LV 35 to end zone, Touchback.

Los Angeles Chargers at 8:23

- 1-10-LAC 25 (8:23) (Shotgun) J.Herbert pass short right to M.Williams pushed ob at LAC 30 for 5 yards (B.Facyson).
 2-5-LAC 30 (7:53) (Shotgun) J.Herbert pass short left to M.Williams to LAC 39 for 9 yards (N.Hobbs). P15
1-10-LAC 39 (7:27) (No Huddle, Shotgun) J.Herbert pass deep left to M.Williams to LV 43 for 18 yards (B.Facyson). P16
1-10-LV 43 (7:04) (No Huddle, Shotgun) J.Herbert pass short left to A.Ekeler ran ob at LV 42 for 1 yard.
 2-9-LV 42 (6:36) (Shotgun) J.Herbert pass short right to J.Palmer to LV 36 for 6 yards (K.Wright).
 3-3-LV 36 (6:13) (No Huddle, Shotgun) J.Herbert pass short right to J.Guyton to LV 22 for 14 yards (K.Wright; D.Leavitt). P17
1-10-LV 22 (5:47) (No Huddle, Shotgun) J.Herbert pass incomplete deep middle to J.Cook (R.Teamer).
 2-10-LV 22 (5:42) (Shotgun) J.Herbert pass short right to A.Ekeler pushed ob at LV 18 for 4 yards (D.Deablo).
 3-6-LV 18 (5:06) (Shotgun) J.Herbert pass incomplete short right to J.Cook (M.Crosby, N.Hobbs) [M.Crosby].
 4-6-LV 18 (5:01) (Shotgun) J.Herbert pass short right to M.Williams to LV 13 for 5 yards (B.Facyson). P18
 Los Angeles Chargers challenged the short of the line to gain ruling, and the play was REVERSED.
1-10-LV 12 (4:52) (Shotgun) J.Herbert sacked at LV 23 for -11 yards (M.Crosby).
Penalty on LAC-S.Norton, Offensive Holding, declined.
 2-21-LV 23 (4:46) (Shotgun) J.Herbert pass incomplete deep right to M.Williams.
 3-21-LV 23 (4:41) (Shotgun) J.Herbert pass incomplete deep right to M.Williams (B.Facyson).
 4-21-LV 23 (4:35) (Shotgun) **J.Herbert pass deep middle to J.Palmer for 23 yards, TOUCHDOWN.** P19
 Timeout #2 by LV at 04:28.
 TWO-POINT CONVERSION ATTEMPT. J.Herbert pass to A.Ekeler is complete. ATTEMPT SUCCEEDS.

LAC 22 LV 29, 14 plays, 75 yards, 3:55 drive, 10:32 elapsed
--

D.Hopkins kicks 65 yards from LAC 35 to end zone, Touchback.

Las Vegas Raiders at 4:28

- 1-10-LV 25 (4:28) (Shotgun) M.Mariota right guard to LV 33 for 8 yards (L.Joseph).
 2-2-LV 33 (3:46) (Shotgun) H.Renfrow left end to LV 29 for -4 yards (U.Nwosu).
 3-6-LV 29 (3:04) (Shotgun) D.Carr sacked at LV 22 for -7 yards (J.Bosa). FUMBLES (J.Bosa), recovered by LV-B.Parker at LV 19.
 4-16-LV 19 (2:16) A.Cole punts 54 yards to LAC 27, Center-T.Sieg. A.Roberts ran ob at LAC 38 for 11 yards (D.Deablo).
PENALTY on LAC-K.Hall, Offensive Holding, 10 yards, enforced at LAC 27.

Los Angeles Chargers at 2:06

- 1-10-LAC 17 (2:06) (Shotgun) J.Herbert pass incomplete deep left to M.Williams. LV-D.Philon was injured during the play. His return is Questionable.

Los Angeles Chargers vs Las Vegas Raiders at Allegiant Stadium

Two-Minute Warning

2-10-LAC 17 (2:00) (Shotgun) J.Herbert pass incomplete short left to J.Palmer [C.Ferrell].

3-10-LAC 17 (1:54) (Shotgun) J.Herbert pass incomplete deep left to J.Palmer.

4-10-LAC 17 (1:49) (Shotgun) J.Herbert pass short left to K.Allen to LAC 28 for 11 yards (C.Hayward). P20

1-10-LAC 28 (1:28) (No Huddle, Shotgun) J.Herbert pass incomplete short middle to A.Ekeler.

2-10-LAC 28 (1:24) (Shotgun) J.Herbert pass incomplete deep left to M.Williams (D.Trufant).

3-10-LAC 28 (1:17) (Shotgun) J.Herbert pass incomplete short left to J.Guyton.

4-10-LAC 28 (1:12) (Shotgun) J.Herbert pass incomplete short middle to J.Cook (T.Moehrig) [Q.Jefferson].
PENALTY on LV-R.Teamer, Defensive Holding, 5 yards, enforced at LAC 28 - No Play. X21

1-10-LAC 33 (1:06) (Shotgun) J.Herbert to LAC 24 for -9 yards (M.Crosby). FUMBLES (M.Crosby), and recovers at LAC 26. J.Herbert ran ob at LAC 46 for 20 yards (D.Leavitt).
 The Replay Official reviewed the fumble ruling, and the play was REVERSED.
 (Shotgun) J.Herbert pass incomplete short left to A.Ekeler (M.Crosby).

2-10-LAC 33 (1:04) (Shotgun) J.Herbert pass incomplete short left to J.Palmer (B.Facyson).

3-10-LAC 33 (:59) (Shotgun) J.Herbert pass short left to K.Allen to LAC 47 for 14 yards (N.Hobbs). P22
 Timeout #1 by LAC at 00:52.

1-10-LAC 47 (:52) (Shotgun) J.Herbert pass incomplete deep left to A.Ekeler.

2-10-LAC 47 (:46) (Shotgun) J.Herbert pass short left to J.Palmer to LV 43 for 10 yards (D.Trufant). P23
 Timeout #2 by LAC at 00:40.

1-10-LV 43 (:40) (Shotgun) J.Herbert pass incomplete deep left to J.Palmer [Q.Jefferson].

2-10-LV 43 (:34) (Shotgun) J.Herbert pass incomplete short left to A.Ekeler.

3-10-LV 43 (:28) (Shotgun) J.Herbert pass incomplete short right to J.Palmer (C.Hayward).
 Timeout #3 by LV at 00:22.

4-10-LV 43 (:22) (Shotgun) J.Herbert pass short middle to M.Williams to LV 29 for 14 yards (D.Trufant). P24
 Timeout #3 by LAC at 00:15.

1-10-LV 29 (:15) (Shotgun) J.Herbert pass incomplete short left to M.Williams.

2-10-LV 29 (:10) (Shotgun) J.Herbert pass incomplete deep right to J.Guyton. P25
 The Replay Official reviewed the incomplete pass ruling, and the play was REVERSED.
 (Shotgun) J.Herbert pass deep right to J.Guyton ran ob at LV 12 for 17 yards.

1-10-LV 12 (:05) (Shotgun) J.Herbert pass short left to M.Williams for 12 yards, TOUCHDOWN. P26
 D.Hopkins extra point is GOOD, Center-M.Overton, Holder-T.Long.

LAC 29 LV 29, 19 plays, 83 yards, 1 penalty, 2:06 drive, 15:00 elapsed

END OF QUARTER

	Score	Time Poss	First Downs				Efficiencies	
			R	P	X	T	3 Down	4 Down
Los Angeles Chargers	29	7:20	0	11	1	12	2/8	4/4
Las Vegas Raiders	29	7:40	1	2	0	3	2/4	0/0

Overtime

Play By Play

LV wins toss, elects to Receive, and LAC elects to defend the South goal.

D.Hopkins kicks 65 yards from LAC 35 to end zone, Touchback.

Las Vegas Raiders at 10:00

- 1-10-LV 25 (10:00) D.Carr pass incomplete short right.
- 2-10-LV 25 (9:52) J.Jacobs right tackle pushed ob at LAC 47 for 28 yards (K.Murray; A.Gilman). R20
- 1-10-LAC 47 (9:16) J.Jacobs left tackle to LAC 29 for 18 yards (N.Adderley). R21
- 1-10-LAC 29 (8:34) J.Jacobs left tackle to LAC 29 for no gain (K.White, U.Nwosu).
- 2-10-LAC 29 (7:55) D.Carr pass short right to Z.Jones pushed ob at LAC 22 for 7 yards (A.Samuel).
- 3-3-LAC 22 (7:20) (Shotgun) D.Carr pass incomplete deep right to D.Waller.
- 4-3-LAC 22 **(7:14) D.Carlson 40 yard field goal is GOOD, Center-T.Sieg, Holder-A.Cole.**

LAC 29 LV 32, 7 plays, 53 yards, 2:51 drive, 2:51 elapsed

D.Carlson kicks 65 yards from LV 35 to end zone, Touchback.

Los Angeles Chargers at 7:09

- 1-10-LAC 25 (7:09) (Shotgun) J.Herbert pass short right to J.Cook ran ob at LV 44 for 31 yards (C.Hayward).
PENALTY on LAC-M.Feiler, Ineligible Downfield Pass, 5 yards, enforced at LAC 25 - No Play.
- 1-15-LAC 20 (6:46) (Shotgun) J.Herbert pass short middle to K.Allen to LAC 26 for 6 yards (D.Perryman).
- 2-9-LAC 26 (6:12) (Shotgun) J.Herbert pass incomplete short right to A.Ekeler.
- 3-9-LAC 26 (6:07) (Shotgun) J.Herbert pass incomplete short right to J.Guyton (D.Trufant).
- 4-9-LAC 26 (6:02) (Shotgun) J.Herbert pass deep middle to M.Williams ran ob at LV 27 for 47 yards (T.Moehrig). P27
- 1-10-LV 27 (5:22) A.Ekeler left guard to LV 23 for 4 yards (K.Wright).
- 2-6-LV 23 (4:44) (Shotgun) J.Herbert pass incomplete short right to J.Guyton (C.Hayward).
- 3-6-LV 23 (4:40) (Shotgun) J.Herbert pass incomplete deep right to M.Williams.
- 4-6-LV 23 **(4:35) D.Hopkins 41 yard field goal is GOOD, Center-M.Overton, Holder-T.Long.**

LAC 32 LV 32, 8 plays, 52 yards, 2:39 drive, 5:30 elapsed

D.Hopkins kicks 65 yards from LAC 35 to end zone, Touchback.

Las Vegas Raiders at 4:30

- 1-10-LV 25 (4:30) D.Carr pass deep left to B.Edwards to LV 42 for 17 yards (M.Davis). P22
- 1-10-LV 42 (3:53) J.Jacobs up the middle to LV 49 for 7 yards (D.James).
- 2-3-LV 49 (3:09) (Shotgun) D.Carr pass short right to J.Richard to LV 44 for -5 yards (D.James) [K.White].
- 3-8-LV 44 (2:24) (Shotgun) D.Carr pass short left to Z.Jones pushed ob at LAC 45 for 11 yards (A.Samuel) [U.Nwosu]. P23

Two-Minute Warning

- 1-10-LAC 45 (2:00) J.Jacobs left guard to LAC 46 for -1 yards (L.Joseph).
- 2-11-LAC 46 (1:20) (Shotgun) J.Jacobs left tackle to LAC 39 for 7 yards (K.Murray, K.White).
Timeout #1 by LAC at 00:38.
- 3-4-LAC 39 (:38) J.Jacobs left guard to LAC 29 for 10 yards (J.Jones). R24
Timeout #1 by LV at 00:02.
- 1-10-LAC 29 (:02) **D.Carlson 47 yard field goal is GOOD, Center-T.Sieg, Holder-A.Cole.**

LAC 32 LV 35, 8 plays, 46 yards, 4:30 drive, 10:00 elapsed

END OF QUARTER

	Score	Time Poss	First Downs				Efficiencies	
			R	P	X	T	3 Down	4 Down
Los Angeles Chargers	32	2:39	0	1	0	1	0/2	1/1
Las Vegas Raiders	35	7:21	3	2	0	5	2/3	0/0

Miscellaneous Statistics Report

Los Angeles Chargers vs Las Vegas Raiders
1/9/2022 at Allegiant Stadium

Ten Longest Plays for Los Angeles Chargers

Yards	Qtr	Play Start	Play Description
47	5	4-9-LAC 26	(6:02) (Shotgun) J.Herbert pass deep middle to M.Williams ran ob at LV 27 for 47 yards (T.Moehrig).
42	3	2-3-LAC 36	(14:21) J.Herbert pass deep left to J.Cook pushed ob at LV 22 for 42 yards (T.Moehrig).
23	4	4-21-LV 23	(4:35) (Shotgun) J.Herbert pass deep middle to J.Palmer for 23 yards, TOUCHDOWN.
19	1	2-9-LAC 43	(:13) J.Herbert pass deep left to J.Cook ran ob at LV 38 for 19 yards (N.Hobbs).
18	4	1-10-LAC 39	(7:27) (No Huddle, Shotgun) J.Herbert pass deep left to M.Williams to LV 43 for 18 yards (B.Facyson).
17	4	2-10-LV 29	(:10) (Shotgun) J.Herbert pass incomplete deep right to J.Guyton. The Replay Official reviewed the incomplete pass ruling, and the play was REVERSED. (Shotgun) J.Herbert pass deep right to J.Guyton ran ob at LV 12 for 17 yards.
14	1	3-5-LAC 30	(2:30) (Shotgun) J.Herbert pass short middle to A.Ekeler to LAC 44 for 14 yards (D.Perryman, N.Hobbs) [Q.Jefferson].
14	2	1-10-LV 14	(12:48) (Shotgun) A.Ekeler left guard for 14 yards, TOUCHDOWN.
14	2	1-10-LAC 35	(5:35) A.Ekeler left end pushed ob at LAC 49 for 14 yards (T.Moehrig).
14	2	2-11-LV 14	(2:00) J.Herbert pass short left to A.Ekeler for 14 yards, TOUCHDOWN.

Ten Longest Plays for Las Vegas Raiders

Yards	Qtr	Play Start	Play Description
44	1	3-10-LV 49	(13:02) (Shotgun) D.Carr pass short middle to F.Moreau to LAC 7 for 44 yards (N.Adderley). FUMBLES (N.Adderley), ball out
30	3	3-6-LV 21	(5:47) (Shotgun) D.Carr pass deep right to B.Edwards to LAC 49 for 30 yards (N.Adderley).
28	5	2-10-LV 25	(9:52) J.Jacobs right tackle pushed ob at LAC 47 for 28 yards (K.Murray; A.Gilman).
23	2	3-23-LV 35	(1:05) (Shotgun) J.Richard up the middle to LAC 43 for 22 yards (M.Davis, D.James).
18	2	2-5-LV 30	(1:48) (Shotgun) D.Carr pass short middle to D.Waller to LV 48 for 18 yards (A.Gilman, D.James).
18	5	1-10-LAC 47	(9:16) J.Jacobs left tackle to LAC 29 for 18 yards (N.Adderley).
17	5	1-10-LV 25	(4:30) D.Carr pass deep left to B.Edwards to LV 42 for 17 yards (M.Davis).
15	3	3-1-LAC 23	(2:02) (Shotgun) M.Mariota right tackle to LAC 8 for 15 yards (N.Adderley).
14	1	2-10-LV 24	(9:06) J.Jacobs right guard to LV 38 for 14 yards (D.James; N.Adderley).
12	1	2-9-LAC 12	(3:20) D.Carr pass short left to H.Renfrow for 12 yards, TOUCHDOWN.

Touchdown Scoring Information

		Offense	Defense	Special Teams
VISITOR	Los Angeles Chargers	4	0	0
HOME	Las Vegas Raiders	3	0	0

Player Scoring Information

Club	Player	TD	Rush TD	Rec TD	KO TD	Punt TD	Int TD	Fum TD	Misc TD	FG	XP	2Pt Rush	2Pt Rec	Sfty	Points
LAC	A.Ekeler	0	1	1	0	0	0	0	0	0	0	0	1	0	14
LAC	M.Williams	0	0	1	0	0	0	0	0	0	0	0	0	0	6
LAC	J.Palmer	0	0	1	0	0	0	0	0	0	0	0	0	0	6
LAC	D.Hopkins	0	0	0	0	0	0	0	0	1	3	0	0	0	6
LV	D.Carlson	0	0	0	0	0	0	0	0	5	2	0	0	0	17
LV	H.Renfrow	0	0	2	0	0	0	0	0	0	0	0	0	0	12
LV	J.Jacobs	0	1	0	0	0	0	0	0	0	0	0	0	0	6

Possession Detail

	First Half		Second Half		Game	
	Visitor	Home	Visitor	Home	Visitor	Home
Largest Lead	4	10	0	15	4	15
Drives Leading	0	4	0	5	0	9
Time of Possession Leading	0:00	9:55	0:00	16:00	0:00	25:55
Largest Deficit	-10	-4	-15	0	-15	-4
Drives Trailing	4	1	7	0	11	1
Time of Possession Trailing	14:40	1:15	16:39	0:00	31:19	1:15
Times Score Tied Up		0		2		2
Lead Changes		3		2		5

Playtime Percentage

Percent of playtime per player on offense, defense and special teams (Unofficial)

Los Angeles Chargers

Las Vegas Raiders

		Offense	Defense	Special Teams				Offense	Defense	Special Teams	
M Feiler	G	93	100%	5	15%	B Parker	T	80	100%	7	21%
R Slater	T	93	100%	5	15%	A Leatherwood	T	80	100%	7	21%
S Norton	T	93	100%	5	15%	K Miller	T	80	100%	7	21%
M Schofield	G	93	100%	4	12%	A James	C	80	100%		
J Herbert	QB	93	100%			J Simpson	G	75	94%	7	21%
C Linsley	C	93	100%			D Carr	QB	75	94%		
K Allen	WR	82	88%			Z Jones	WR	71	89%	1	3%
A Ekeler	RB	78	84%			D Waller	TE	62	78%	1	3%
M Williams	WR	67	72%			J Jacobs	RB	57	71%	1	3%
J Cook	TE	65	70%			B Edwards	WR	56	70%	1	3%
J Palmer	WR	56	60%	9	27%	H Renfrow	WR	51	64%	4	12%
J Guyton	WR	50	54%	8	24%	F Moreau	TE	49	61%	20	61%
S Anderson	TE	25	27%	21	64%	J Richard	RB	24	30%	2	6%
T McKitty	TE	22	24%	4	12%	D Carrier	TE	12	15%	28	85%
J Jackson	RB	17	18%	9	27%	D Jackson	WR	8	10%		
A Roberts	WR	3	3%	12	36%	M Mariota	QB	7	9%		
N Adderley	FS		80 100%	5	15%	L Cotton	G	5	6%		
D James	FS		80 100%			T Johnson	WR	4	5%	9	27%
M Davis	CB		79 99%			S Smith	FB	4	5%	5	15%
A Samuel	CB		74 92%	7	21%	T Moehrig	FS		93 100%	14	42%
J Bosa	LB		72 90%			R Teamer	CB		93 100%	8	24%
C Harris	CB		66 82%			C Hayward	CB		93 100%		
J Jones	DT		58 72%	6	18%	N Hobbs	CB		82 88%	12	36%
J Tillery	DT		58 72%			M Crosby	DE		82 88%	5	15%
U Nwosu	LB		58 72%			Y Ngakoué	DE		75 81%		
K White	LB		57 71%	4	12%	D Perryman	LB		74 80%		
K Murray	LB		44 55%			D Deablo	LB		66 71%	9	27%
L Joseph	NT		32 40%	7	21%	S Thomas	DT		58 62%	5	15%
K Fackrell	LB		29 36%	13	39%	B Facyson	CB		50 54%	13	39%
D Tranquill	LB		29 36%	13	39%	Q Jefferson	DT		50 54%	5	15%
A Gilman	SS		23 29%	21	64%	D Trufant	CB		43 46%	2	6%
C Covington	NT		23 29%	7	21%	D Philon	DT		35 38%	3	9%
B Fehoko	NT		13 16%	12	36%	D Leavitt	FS		33 35%	26	79%
T Campbell	CB		5 6%	7	21%	J Hankins	NT		29 31%	1	3%
C Rumph	LB			28	85%	C Ferrell	DE		25 27%	5	15%
N Niemann	LB			28	85%	K Wright	LB		22 24%		
K Hall	CB			27	82%	M Koonce	DE		15 16%	3	9%
A Ogbongbemiga	LB			20	61%	K Wilber	LB		4 4%	25	76%
T Marshall	SS			19	58%	K Nixon	CB		1 1%	20	61%
D Harris	CB			13	39%	C Littleton	LB			17	52%
D Hopkins	K			11	33%	W Compton	LB			17	52%
M Overton	LS			8	24%	T Gillespie	SS			16	48%
T Long	P			8	24%	D Carlson	K			15	45%
T Pipkins	T			5	15%	A Cole	P			11	33%
S Quessenberry	C			5	15%						

B Jaimes	G	5	15%	T Sieg	LS	11	33%
				J Eluemunor	G	7	21%
				N Martin	C	7	21%
				P Barber	RB	5	15%



FEATURE
STORIES

TABLE OF CONTENTS



LOS ANGELES CHARGERS.....	3
Chargers reveal plans to build headquarters and training facility in El Segundo.....	3
Chargers to build new headquarters, training facility close to the Lakers' venue.....	3
Dean Spanos is living the dream now, and has no regrets about moving the Chargers to Los Angeles.....	4
Justin Herbert, Chargers ready to be West Coast's next Cinderella squad.....	6
Chargers' Wooden Hopes Road Leads To General Manager Spot.....	7
BRANDON STALEY.....	8
Staley's journey: Chargers coach's cancer battle defined him.....	8
Unlikely interview set Brandon Staley on journey from St. Thomas to head coach of the Chargers.....	9
Column: Well versed on Chargers curse, Brandon Staley might be the coach to end it.....	10
Brandon Staley gets Chargers to buy in with collaborative culture.....	11
Chargers' new leader a family man: 'I am from the Bruce and Linda Staley coaching tree'.....	12
A brother's promise and the D-II season that led Brandon Staley to the Chargers.....	14
Brandon Staley Q&A: Chargers coach on developing player relationships, Justin Herbert, OTAs install and more.....	15
Mom's influence inspires ex-Flyer's meteoric rise to NFL head coach.....	17
Los Angeles Chargers' new coach Staley played quarterback for Mercyhurst University.....	19
Los Angeles Chargers coach Brandon Staley makes sure to connect with QB Justin Herbert.....	20
Chargers' new coach Staley looking to connect with Herbert.....	20
Brandon Staley, Chargers coach? Those who know him know why he 'skyrocketed' to top.....	21
Chargers head coach Brandon Staley is still in his heart a Perry Pirate.....	21
JOE LOMBARDI.....	22
Chargers offensive coordinator Joe Lombardi believes the wait was worth it.....	22
New Chargers coordinator Joe Lombardi looks to build offense around Justin Herbert.....	23
Chargers' Joe Lombardi eager to build an offense around Justin Herbert.....	23
Chargers' Lombardi hoping to make most of second chance.....	24
RENALDO HILL.....	25
Chargers' new defense leader Renaldo Hill is well-coordinated with Brandon Staley.....	25
New Chargers DC Renaldo Hill excited to reunite with Brandon Staley.....	25
Chargers' Hill eager for first shot as defensive coordinator.....	26
NASIR ADDERLEY.....	26
Delaware's Nasir Adderley thrives with Chargers, and how he's compared to ex-Eagle Malcolm Jenkins.....	26
KEENAN ALLEN.....	27
Justin Herbert and Keenan Allen: The NFL's next great QB-WR duo?.....	27
JOEY BOSHA.....	30
Joey Bosa enjoying learning and exploring Los Angeles Chargers' new defense.....	30
Chargers Edge Rusher Joey Bosa Put Mental Health Recovery Over Football in Offseason.....	30
JARED COOK.....	32
Connection with Chargers new coaches made Jared Cook deal come to pass.....	32
Chargers TE Jared Cook looks to make big plays with Justin Herbert.....	32
Familiarity with coaches draws Cook to sign with Chargers.....	33
MICHAEL DAVIS.....	33
The Chargers' main 'Vato': Michael Davis' background inspiration for his NFL success.....	33
Back in L.A., Michael Davis Ready to Go 'Next Level'.....	35
Chargers DB Michael Davis seeks to maximize potential with new 3-year deal.....	35
AUSTIN EKELER.....	36
Chargers running back Austin Ekeler relishes his beat-the-odds path to an NFL roster.....	36
Austin Ekeler continues to 'pound' his way toward NFL elite status.....	36
Chargers' Austin Ekeler Launches Gridiron Gaming Group.....	38

KYLER FACKRELL.....	38
A Conversation With: Kyler Fackrell	38
MATT FEILER	39
Matt Feiler's Journey Defined By 'Grit, Ambition, Hustle'	39
Communication is Key for Matt Feiler & Corey Linsley.....	39
ALOHI GILMAN	39
Kahuku grad Alohi Gilman set to give away 200 LA Chargers cleat to his community.....	39
JUSTIN HERBERT	40
The magic and mystery of Los Angeles Chargers quarterback Justin Herbert	40
Little things help Chargers' Justin Herbert grow into Pro Bowl QB	42
How Chargers QB Justin Herbert is navigating second-year ups and downs	43
Facing pressure appears to be old hat for young Chargers quarterback Justin Herbert	44
Justin Herbert, Chargers' new offense could thrive thanks to his study skills	45
Justin Herbert went from 'Justin Who?' at Oregon to a Chargers standout in five years.....	46
Acts of Kindness: Justin Herbert hosts golf tourney to raise money for Kidsports	47
The Real-Life Diet of Chargers Quarterback Justin Herbert, Who Lives on Subway Sandwiches	48
Justin Herbert's misinterpreted personality becomes Chargers' gain	49
Chargers' Justin Herbert learning he can't let the perils of running in the NFL slide.....	50
DERWIN JAMES JR.....	52
'He's a G': Healthy Derwin James embracing leadership role on Chargers' defense	52
The comeback story of Chargers' Derwin James: 'I'm coming back to be dominant'.....	52
Why Derwin James Jr. is NFL's most unique defensive player: 'Mr. Versatility' set to do it all for Los Angeles Chargers' defense	54
Chargers' bolt is BACK: 'Alpha leader' Derwin James drives culture of accountability in Los Angeles.....	56
JUSTIN JONES	57
A Conversation With: Justin Jones	57
COREY LINSLEY	58
Corey Linsley's unique approach has bolstered Los Angeles Chargers' offensive line	58
Chargers' Corey Linsley protects, on and off the field	58
Corey Linsley is front and center of Chargers' offensive line rebuild	59
New Charger Linsley looking to prove contract is worth it	60
KENNETH MURRAY JR.....	60
Los Angeles Chargers' Kenneth Murray Jr. playing with heavy heart in aftermath of brother's death	60
ASANTE SAMUEL JR.....	61
Asante Samuel Jr. has trouble learning from one former NFL player — his dad	61
RASHAWN SLATER.....	62
Chargers rookie Rashawn Slater's football love affair: 'The sacrifices only made it grow fonder'	62
JERRY TILLERY	65
It's gotta be the socks? How Chargers' Jerry Tillery is setting himself apart	65
MIKE WILLIAMS.....	65
Mike Williams on Chargers' offense: 'We haven't even scratched the surface yet'	65
Mike Williams' chemistry with Justin Herbert helping Chargers reach new heights	66
NFL, Raiders aware Mike Williams has proved to be big problem for defenses	67

LOS ANGELES CHARGERS

Chargers reveal plans to build headquarters and training facility in El Segundo

By Jeff Miller
Los Angeles Times
November 1, 2021

The Chargers are prepared to take the next step in their move to Los Angeles with an agreement to construct their headquarters and training facility in El Segundo.

When relocating from San Diego in 2017, team officials decided to temporarily shift their operation to Costa Mesa while initiating a search for a permanent home.

The new facility will stand near the intersection of El Segundo Boulevard and Nash Street on a 14-acre site that was part of a sprawling campus operated by defense contractor Raytheon Technologies Corp.

The project, set to go before the city's planning commission later this month, is expected to be completed in spring 2024.

"It really is a statement about where we want to be and who we are at our core," said Fred Maas, the Chargers' chief of staff. "I think it's going to be an important expression of the Los Angeles Chargers that we all know and envision.

"It's putting a flag in L.A."

In the interim, the Chargers will continue to train in Orange County. Their new headquarters will sit seven miles from their game-day home, SoFi Stadium, which the Chargers share with the Rams.

One of the South Bay's largest commercial landlords, Continental Development Corp. and partner Mar Ventures Inc., bought the land now used for parking from Raytheon.

Continental will build the complex, valued at more than \$100 million, to the Chargers' specifications and rent it to the team under a long-term lease, Continental President Richard Lundquist said.

The three-story complex will serve multiple functions, but the key focus will be on pampering the players when possible and easing football's toll on their bodies, architect Ron Turner said.

"The first floor is almost like a medical center," he said, with doctors' offices, physical and mental therapists, weight training, hydrotherapy, chiropractic and "all the sophisticated performance tools that they have to get these players healthy again and rehabbed as soon as possible."

Turner is the leader of sports facility design at architecture firm Gensler, which also produced the Star, the celebrated headquarters and practice facility of the Dallas Cowboys.

The Chargers' 145,000-square-foot home will be constructed in a shape that reflects SoFi Stadium's appearance and also evokes the team's lightning bolt logo.

"I think they've done a brilliant job," Maas said of Gensler's designers.

The team's search for a workable location took more than four years mostly because of the land required. The facility will include three natural-grass fields that take up six acres.

Maas said he looked at more than 35 sites himself, from south Orange County to Ventura County. He called finding the El Segundo space "a miracle."

"If waiting for perfection gets you perfection," Maas said, "it's worth the wait."

Along with their day-to-day operations, the Chargers also intend to conduct training camp at the facility. The field area is designed to accommodate bleacher seating for more than 5,000 spectators. There will be 348 on-site parking spaces, plus off-site parking.

The headquarters will include up to 90 player lockers, each 42 inches wide with ventilation blowing air up and out of the building. Each locker will include a portable video screen that can receive feeds from the three practice fields and other data sent by coaches.

The strength and conditioning areas will include garage doors that can be opened for increased ventilation.

"We've had to upgrade all the air-filtration systems," Maas said. "We had to be sort of future-pandemic-ready."

There will be an outdoor lap pool and a lounge. Video games will be at the ready as part of an esports studio that eventually could host an esports team.

The complex will have broadcasting facilities and a 180-seat auditorium for player meetings and other events. There will be a news conference room and a cafeteria. On the top floor will be an indoor-outdoor hospitality club for VIP events.

El Segundo was formerly known as an aerospace hub in the shadow of Los Angeles International Airport and a refinery town — its name derives from the 1911 selection of the spot by Standard Oil Co. of California for the company's second oil refinery.

But, for more than a decade, the city has been attracting a variety of high-profile businesses that might once have passed over the humble burg of 17,000 residents.

New York cosmetics giant L'Oreal will open a second headquarters in El Segundo next year near the new headquarters of plant-based meat maker Beyond Meat Inc. in a former airplane manufacturing plant.

The Los Angeles Times moved to El Segundo in 2018. Hyundai Motor America bought an office building there earlier this year.

The Chargers will become the third professional sports team to be headquartered in El Segundo, joining the Lakers and Kings.

"We are the Los Angeles Chargers," Maas said. "We've got to be there and be part of the fabric of the community. We couldn't think of a better statement of that than being in the city of El Segundo."

Chargers to build new headquarters, training facility close to the Lakers' venue

By Daniel Kaplan
The Athletic
November 1, 2021

When the Chargers moved up the coast to Los Angeles in 2017, the team briefly, but memorably, adopted the slogan, "Fight for L.A.," underscoring in part the new market competition with the Rams, who had decamped from St. Louis a year earlier.

The Rams control their shared stadium with the Chargers, SoFi, have been the better team, and boast a far deeper-pocketed owner in Stan Kroenke, so thus far arguably possess the better foothold of the two. But the Chargers are striking first in building a permanent team headquarters and practice facility, and one centrally located in El Segundo, a few deep bombs away from the Lakers' and Kings' complexes.

"We're sort of in the sports heartland of L.A.," Chargers chief of staff Fred Maas said.

The Chargers on Monday unveiled plans for a three-story, 145,000-square-foot headquarters with three practice fields, opening in 2024. It will even have an esports space, for players to game and to train a prospective team in that sport the Chargers could own.

"They're in a city with another team," said Ron Turner, principal at Gensler Sports, the designer on the project. The firm has worked on scores of venues, including the Dallas Cowboys Star headquarters and training facility in Frisco, Texas. "They know they're going to be competing for similar players, a lot of players want to come to L.A. because of all the potential for sponsorship opportunities and that sort of thing. And so they're going to be competing with the Rams."

The Rams, in Thousand Oaks, and the Chargers, in Costa Mesa, operate out of spaces they took over in a hurry upon their relocation and which are distant from the L.A. core. Each team has been searching for space in L.A., with the Chargers having looked at roughly 35 different sites over four years.

The Rams were and are busy with the SoFi complex, perhaps explaining why the Chargers are first to the gate in getting a permanent headquarters facility.

"It's going to be a full expression of this franchise, and what L.A. means to us, and hopefully, what we mean to L.A., in every aspect of the building," Maas said. "Both in its architecture, in the physical plant, in the offerings, you know, across the whole sort of range of things you try to accomplish from a corporate headquarters, as well as a team competing for a Super Bowl every year."

Gleaming new team headquarters, with all the bells and whistles like the planned Chargers' space will have — from cryotherapy chambers, sleeping pods, circadian lighting, sports performance, media centers to podcast studios — are by now commonplace across the NFL and viewed as critical to wooing free agents (the Rams with their star-studded lineup appear to have no problem overcoming this drawback).

An additional 3,400-square-foot elevated outdoor turf area and two-lane lap pool for player rehabilitation are among the various outdoor amenities set for construction in El Segundo. Some of the NFL team projects, like the Star and the Vikings' 200 acres in Eagan, Minn., are destinations of their own, with retail and even residential development.

The Chargers eschewed that approach, in part because the areas east of L.A. with more space for development are too hot in the summer months when the team would be holding training camp.

"I've looked at a number of sites out east, but you know, finding a right locale with a microclimate that works for practice during the summer months can be a challenge," Maas said. The team expects to host more than 5,000 fans a day at the new venue, which will boast its own VIP club.

The team settled on space made available by downsizing at a site owned by defense contractor Raytheon Corp. It is 14 acres (the Star by contrast is on 91 acres) and is visible from a busy road. Renderings show a sloped roof, with a large three-story video board in the lobby visible from the street — quarterback Justin Herbert is of course on the video board in the mock-up.

"If you're driving by, you are not going to miss that video board," Turner said.

In Costa Mesa, the Chargers have "just a suburban office building," Turner added. "They have, at best, one and a half fields to practice on. And, you know, they just don't have any of the same facilities, they've got tents."

The El Segundo location is also central, seven miles from SoFi, three miles from LAX, and close to downtown L.A. Maas uses New York geography to explain the Chargers' current location and the new one.

"I mean, it's, it's the difference between being in Manhattan and being out in Long Island. I mean, you're part of the ... you're not a bridge and tunnel guy anymore. You're now, you know, in the fabric of the city."

The Chargers declined to comment on the cost of the new venue.

A prospective practice facility emerged as a bone of contention in the trust battle between team owner Dean Spanos and his sister Dea Berberian. The two operate a trust that owns 36 percent of the team, and she sued to force a sale of the club (the case is scheduled for a hearing later this month.)

In a letter dated Nov. 27, 2020, Berberian's attorneys wrote to Chargers executive Jeannie Bonk, "the Co-trustees must also consider any potential negative impact the economics of a new Practice Facility may have on the value of its 36 percent interest in the Chargers in light of the fact that the Co-trustees likely will need to consider, sooner rather than later, the option of liquidating its interest in the Chargers as part of an overall asset maximization strategy." The letter was included in a court filing.

Berberian's attorney did not immediately reply for comment about the headquarters announcement.

The developers of the project are Continental Development Corp. and Mar Ventures. The project, set to go before the city's planning commission later this month, is estimated for completion by spring 2024.

Dean Spanos is living the dream now, and has no regrets about moving the Chargers to Los Angeles

By Daniel Kaplan
The Athletic
August 17, 2021

INGLEWOOD, Calif. — Years of heartbreak showered Dean Spanos on the way to the polished wood, football-shaped conference table he is seated at, located in a conference room just off one of the two luxurious owners suites in SoFi Stadium. It's Sunday, Aug. 8, and a career-defining day for the owner of the Los Angeles Chargers. About 30,000 fans of the team mill around outside awaiting a practice, their first time inside since the stadium opened a year ago, and the first time the Chargers are welcoming fans to a real home since 2016, their penultimate season in San Diego.

There were the 15 years of fruitless political battles in San Diego over a new stadium that never came; Spanos' white-faced shock after the 2016 vote by NFL owners in favor of what would become the L.A. Rams' project over his front-runner bid to build a stadium in Carson, Calif.; the humbling relocation within a year of that to become a minority partner in the Rams' stadium project; the three years in an Orange County soccer stadium getting roasted for the perception the venue was overrun with opposing team fans and not even sold out; the agony of his parents' deaths in 2018; and now the suit filed by his sister, calling her brother all sorts of names in court papers, aiming to force a sale of the Chargers.

But a strange thing happened amid the rumors of a sale, the social media snark, the laughing predictions of failure, and even one report of moving the Chargers to London: the team is attracting fans and very well could sell out this season. In the Los Angeles region, the team identifies 800,000 hardcore Chargers fans — 40 percent of whom are Latino — and another 400,000 more casual fans.

In a 50-plus-minute interview with The Athletic, Spanos opened up publicly for the first time about his feelings on San Diego. He says he has no regrets. And the club is not and will not be for sale, Spanos said, citing his parents' hope to keep the team in the family.

San Diego remains special to Spanos, who lauded the city and said he has quietly contributed millions to charities there since the tumultuous move.

"I spent half my life there," he said of San Diego. "My kids were raised there. I still have a lot of friends and family there. I mean, it's still part of my life. It will always be part of my life. So I can never personally say anything bad about the city of San Diego, nor will I, OK. You want to talk about politics and some of the other things, different story. But it's a great city with great people, and I'm very appreciative of what they did for the Chargers all the years we were there.

"At the end of the day, our family all agreed to make the decision we felt needed to be made. Coming up here, we knew nobody was going to roll out the red carpet for us, and that was fine. Nothing that's happened was unexpected, nothing. So I don't have a second thought about anything. I don't look back and say, 'should've done this or could've done that.' Look, every day I come into this stadium, I look around, I go, 'My God.' I don't think there's another place in the world you could go and get something like this. So I'm very thankful. I'm very grateful to be a part of this."

Earlier this month, the Chargers disclosed they sold more than 45,000 season tickets, each of which includes a personal seat license. That broke the average pace in San Diego over the club's final 20 years there. There are still challenges, including selling pricey club seats. But the sales figure, which could ease past 50,000 come kickoff on Sept. 19 for their first regular-season home game with fans, is not a surprise, or at least shouldn't be. Entertainment venues of all stripes have seen pent-up demand from COVID-19; SoFi Stadium is a \$6 billion marvel that is sure to wow Angelenos; and the team boasts arguably the most valuable currency in all of professional sports — an exciting young quarterback in Justin Herbert.

"And I think you go right to one, one player, it's our quarterback," Spanos said. "And you know, Los Angeles is a competitive market. We've got 11 or 12 teams competing for attention here. And so it's not just winning, per se, but it's kind of the show you put on. I think we already have an exciting team, and we're going to be even more exciting this year. Ultimately, I think that's what people really want in this town. Yes, you have to win. But it's also how you win. So that part of it is 'Hollywood,' if you will."

L.A. is really a two-team market — the Dodgers and Lakers — and everyone else. Those other teams — MLS, NHL, the Angels, college teams, the Clippers and the NFL entrants — are competing against not just each other but sun, beaches and all that Southern California has to offer. During the NFL's 21-year absence from L.A. — 1994-2015 — a generation there grew up rooting for other NFL teams, so the Chargers and Rams must contend with that, too.

One of those fans is Jeanie Buss, the L.A. Lakers owner who picked up playing fantasy football without any local NFL teams (she dropped it ultimately in silent protest of the former name of the Washington Football Team). Seated crisscross applesauce on a living room chair in her townhouse in the L.A. neighborhood Playa Vista, the front door wide open, Buss said she knows very well from the Showtime Lakers what it takes to get the city's attention.

"You have to have a winning team, you have to have a successful team, and it helps to have charismatic people," said Buss, who predicted the Rams and Chargers would sell out all their games this year. "Any business in L.A. is fighting for attention. There's a lot to do here, you know we've got amusement parks and beaches and beautiful weather. So we're always fighting for attention ... not only is it great to win, but you have to do it with a sense of style. And, you know, kind of create something that you stand for, and then kind of build the pieces around that. Stay true to the brand that you're trying to create or that you know."

In 2017, Buss, whose mother was a Chargers fan, organized a dinner for Spanos at hotspot restaurant Craig's, with about 20 media and business leaders attending, to ease his way into the L.A. cultural milieu. Hotspots, though, are not really Spanos' thing. He debates with staff whether his go-to places can qualify as dives (they don't think so). And he rejects, despite being seated less than a mile from the Forum, the birthplace of the Lakers' Showtime, inviting celebrities and influencers to games, calling such programs "phony." Many teams actively recruit celebrities to games, but for the Chargers, they will get no special invitation.

"I don't seek out a world of paparazzi or any of that stuff," he said. "I don't particularly like that personally. It's just not me. Sometimes it can't be helped I guess. I've got some go-to spots that, I don't know if you'd call them dive joints, but a lot of them are kind of beachy type places. More unassuming. That's what I like. Because I don't get dressed up. I mean, I like to wear jeans and my shorts and stuff."

Buss describes Spanos as humble and as someone who is not transactional, meaning he doesn't offer favors as part of quid pro quo. "He doesn't have to beat you over the head with all the great things he's done. Because trust me, I've met many people in this town" like that, she said. Mark Ridley-Thomas, an L.A. city council member, chooses the adjective modest to describe Spanos, and also calls him "uncomplicated."

In fact, Spanos may have been too humble in the run-up to that 2016 relocation vote by NFL owners. Loyal to the league, he checked off every line of the relocation guidelines, toiling for a decade and a half trying to replace the decrepit venue the Chargers played at in San Diego. The NFL's L.A. owners committee even voted 5-1 for his project in Carson, which would have created a stadium shared with the Raiders. That typically is as good as gold because owners almost never buck committee votes.

And would they buck it for an owner, the Rams' Stan Kroenke, who arguably failed to meet the relocation guidelines (St. Louis' lawsuit on that is proceeding to trial)? Enough owners privately told Spanos he had their support, making him super confident the morning of the vote. And then Kroenke's billions of dollars and powerful backers won the day, though not by enough that he didn't have to accept the Chargers as a partner if they left San Diego.

Decamp San Diego, they would, fueling bitter resentment and vitriol, which seeped into coverage of the team's three years at the Home Depot Center, primarily the home of MLS' L.A. Galaxy. Pictures of empty seats in a 27,000-seat stadium fueled a narrative the Chargers were interlopers. The seats that were filled often had large swaths of opposing team colors. The story went that the Chargers were destined to embarrass the league when the itinerant franchise moved into the plush new stadium.

"That's a bunch of bullshit," L.A. resident and sports broadcaster Jim Gray said of the idea that the Chargers somehow don't have fans because opposing team boosters were filling their temporary home. "Have you been to any one of these stadiums where this isn't the case because of all of the availability now through Ticketmaster and StubHub. ... The folks say, 'I'd rather have X number of dollars more than my tickets and I'll sit home and watch it on TV.' This is symptomatic all across the National Football League."

Ridley-Thomas, the city council member, said the team, and Spanos' construction company, have quietly supported local causes, like ending homelessness and employing high-risk youth, which has quickly made the club a part of the community.

"He has integrated himself into the environment from the vantage point of the leadership of the Chargers saying, 'This is who we are. We are here to be a competitive franchise. But more to the point, we're here to be a part of this community in a very real way.'"

Amy Trask, the former president of the Raiders and an L.A. resident, said the team's community efforts are making a dent.

"I've noticed a consistent increase in the amount of Chargers gear (hats, shirts, license plate frames, etc.) throughout the region, particularly the beach areas," she said. "It is my sense that there is both excitement about the team's on-field prospects as well as a growing appreciation for the considerable community and charitable work the Chargers have been and are doing. The Chargers are going about their business quietly, yet people are taking notice, and there sure is a lot of Chargers gear at the beach."

A full SoFi Stadium on Chargers game days and team swag around L.A. could go a long way toward diminishing the dark cloud that seems to hang over the team, whether that's the seemingly endless supply of excruciatingly painful ways to lose (the team has failed to make the playoffs in nine of the past 11 seasons) or the family legal battle. Dea Berberian, Spanos' sister, is suing to force a sale of the team, contending her brother has mismanaged the family trust that owns 36 percent of the team.

"Dean is a 'do-nothing' trustee whose only interest is in running the team and hoping he can prove his critics wrong about moving the Chargers to Los Angeles," one Berberian motion charged.

In her initial April 1 court filing, she attached a 2019 letter from her brother in which he pledges to hire an investment banker by 2024 to explore selling the team. While Spanos set as a ground rule for the interview no questions about the litigation, he stressed his father's wish was for the team to stay in family hands.

"And I just remember dad always telling all of us, mom right there with him, 'I don't ever want to sell this team,'" Spanos said. "He worked so hard to own a team that one day he'd be able to give to his children. And now we're living his dream. Where we are right now as a franchise, we're not just set up for success, we're set up for sustained success. We have the stability that we're going to need not only for the rest of me and my siblings' lifetimes but for our kids' and nieces' and nephews' lifetimes. That's always what I'm looking at because that was my dad's dream."

His dad, Alex, a construction magnate, bought the team after failed pushes to buy the expansion Tampa Bay Buccaneers and then the San Francisco 49ers in the late 1970s and a brief flirtation with the USFL. When he bought the Chargers for \$40 million in 1984, Dean said his dad told him he would always be thankful for the purchase. The franchise today is worth billions of dollars.

Spanos' great regret is not winning the franchise's first Super Bowl before his parents died.

"The biggest thing to me in terms of disappointment would have to be mom and dad not being here because that was the one thing I wanted to do and have happen before they passed away," he said. "But it didn't happen. We got close. To win it right now would still obviously be special. Very special. To win your first Super Bowl in the first season with fans in this amazing new place, you couldn't script it any better."

Justin Herbert, Chargers ready to be West Coast's next Cinderella squad

By Adam Schein
NFL.com
April 1, 2021

The streak is over.

This is the spot in my annual column announcing my choice for the upcoming season's Cinderella team where I normally recount my string of past successes. The 2017 Jaguars reached the AFC title game. The 2018 Bears captured their first division title in eight years. The 2019 Bills won double-digit games for the first time since 1999.

And the 2020 Cardinals ... well, the 2020 Cardinals lost to two backup quarterbacks in the final two weeks of the season, falling out of the playoff race and finishing 8-8. For the first time in four years, my Cinderella team missed the postseason.

I'm still annoyed, even if this isn't technically supposed to be a playoff pick. Nevertheless, I remain undaunted in my search for a sleeper who can capture the hearts and minds of a nation. And unlike last year, when the COVID-19 pandemic shut down the sports world, I can seek inspiration from what has arguably been the best NCAA men's basketball tournament ever.

Thinking about the way Pac-12 teams have repeatedly shocked the experts, with 11th-seeded UCLA's stunning win over top-seeded Michigan in the Elite Eight capping a record-setting run of upsets by the Bruins, 12th-seeded Oregon State, seventh-seeded Oregon and sixth-seeded USC, I found myself channeling the words of the great Coolio:

Ain't no party like a West Coast party, 'cause a West Coast party don't stop!

He's right. And the party baton is about to be carried into the NFL season by my 2021 Cinderella team: the Los Angeles Chargers.

The key in this exercise is identifying a team that did not make the playoffs last season and that is not on the radar of most people (which rules out teams like the Cowboys, who should be favorites in the NFC East with Dak Prescott returning).

I know the Chargers seem to attract offseason buzz like it's their business, but they also have regularly failed to make good on it -- meaning they are, in a way, an ideal post-hype-ish choice.

Plus, like Cinderella's slipper, the Bolts just feel right.

It starts with the quarterback. Regular readers (and listeners and viewers) know I've been obsessed with Justin Herbert since long before Los Angeles' brilliant decision to draft him sixth overall last year. I was enamored with Herbert's arm, athleticism, accuracy, smarts, leadership and poise, and how it could translate into instant NFL stardom. It all came to fruition in a debut season for the ages, with the former Oregon Duck throwing for 4,336 yards and 31 TDs (against just 10 picks) before capturing the Offensive Rookie of the Year award.

He developed a tremendous rapport with underrated star receiver Keenan Allen while showing he's the kind of special player who elevates everyone around him. The kid has it.

And that's just what we saw last year, when he started off as a backup who had to adjust to the NFL during a COVID-limited offseason. Think of what Herbert will be able to do in 2021, entering as an entrenched starter.

Think of what he'll be able to do with a new coach.

I love ex-Chargers coach Anthony Lynn, who earned my vote for Coach of the Year in 2018, when he helped the team to a 12-4 record and playoff berth. He's a great person. But the team was dropping too many close games, racking up more defeats by seven points or less (15) in the past two seasons than any other NFL team in that span, and Lynn's game-management was a significant problem. Losing was becoming too normal. A change was needed.

Brandon Staley is the right guy at the right time. While there is always an unknown surrounding first-year coaches, Staley represents a calculated upgrade. The well-respected defensive whiz, whose players seemed to loved playing for him in previous stops with the Rams, Broncos and Bears, will end the run of "you can't make 'em up" losses that has been dogging the Chargers.

Yes, what really gets me excited about this team is thinking about all the additions that were made to help Herbert, from Staley to Corey Linsley, who will be worth every single penny of his five-year, \$62.5 million deal as the new leader of the offensive line. I raved about the fit and contract in this space last week -- he's the best center in football. Tight end Jared Cook, filling in for the departed Hunter Henry on a one-year deal, is a great replacement who will be able to groove with the QB.

And I cannot wait to see what general manager Tom Telesco does with the 13th pick in the 2021 NFL Draft.

Telesco is a huge part of this. He's a brilliant talent evaluator, and he's loaded the roster with promising players who haven't even reached their peak yet. Think of their overlooked depth and ability at running back (2020 fourth-rounder Joshua Kelley) and receiver (former undrafted players Jalen Guyton and Tyron Johnson).

One year ago, a few months after Telesco picked linebacker Kenneth Murray with a second first-rounder, I made the case that the Chargers' defense was the best in the NFL. While Murray was terrific as a tackling machine, logging 107 total tackles (second-most among rookies last season), I had to back off that bold claim when safety Derwin James was lost for the 2020 season. James will be back, and he will thrive in Staley's dynamic and diverse scheme. Joey Bosa is a flat-out monster at defensive end, one of the best defensive players in the sport. He's a nightmare for opposing quarterbacks -- and I think Staley can make him even better. That's scary.

Obviously, it will be tough to win the AFC West, where Patrick Mahomes and the Chiefs loom. But I love this Chargers group, which is just silly with upside. The right people are in place -- and they will get me back on track after the Cardinals let me down last year.

The slipper will go back on that foot. And somewhere, Coolio will be smiling. Because this West Coast party is going to roll long past midnight.

Chargers' Wooden Hopes Road Leads To General Manager Spot

By Joe Reedy
Associated Press
December 2, 2021

COSTA MESA, Calif. (AP) — JoJo Wooden thought after he was one of the final cuts by the Arizona Cardinals during training camp in 1993 that his best avenue to progress in football would be through coaching. He later discovered that scouting was his natural calling.

That decision has led to a 25-year career in NFL front offices and could land Wooden a general manager spot.

The 52-year-old Wooden oversees the Los Angeles Chargers pro and college scouting departments as Director of Player Personnel. He came to the Chargers in 2013 after a 16-year stint with the New York Jets.

Compared to coach Brandon Staley or general manager Tom Telesco, Wooden might not be an easily recognizable name to fans, but he is well-known in league circles. The NFL's Football Operations department has him on a short list of minority candidates that teams should consider when general manager openings occur during the upcoming offseason.

"The best thing I heard was from (former Jets GM) Mike Tannenbaum, who said he did not make a decision without checking with JoJo first about it," Telesco said.

With college football winding down and the Chargers in the thick of playoff contention, offseason job prospects are the furthest thing from Wooden's mind.

"I'm just taking care of the task ahead," he said. "I will always be prepared when I get an opportunity and just see what happens."

Those who know Wooden best not only point to his football knowledge, but his lack of self promotion. Scott Pioli, a longtime mentor who first met Wooden at Syracuse University, said that has always been Wooden's way of operating.

"In a profession that has become very much about people self promoting, he still remains one of the most humble people I know. He's outstanding at what he does," Pioli said. "Watching him develop, it makes me happy because he's done everything the right way throughout his career."

After having only two Black general managers in 2020, the league made gains during the offseason with three of the seven vacancies filled by minority candidates. According to the NFL's 2021 Diversity and Inclusion report, 28 of the 59 GM candidates interviewed were minorities compared to only three the prior year.

Wooden received his first general manager interview this past offseason with the Washington Football Team. Even though he didn't the job — Washington ended up hiring Martin Mayhew — he considers it a good learning experience for the future.

"I enjoyed the conversations with coach (Ron) Rivera and (Dan) Snyder. You didn't know what was going to come from it, but it was a great opportunity to meet people you didn't know and learn their approach," Wooden said.

Wooden discovered that scouting might be a better fit while he was an assistant coach at American International College, a Division II school in Springfield, Massachusetts. He said getting to know a player and their background along with analyzing their strengths and weaknesses appealed to him more than the coaching part.

Pioli was a graduate assistant at Syracuse when Wooden was a player. The two remained in close contact, and when Pioli went to the New York Jets as Director of Player Personnel in 1997, he hired Wooden as a scouting assistant. The entry-level job involved cataloging and cutting evaluation tapes, keeping the pro roster boards updated and watching tape for what was a tiny pro personnel department at the time.

Wooden stayed with the Jets when Pioli left to join Bill Belichick in New England in 2000. He spent his first 10 seasons in New York mainly working on the pro scouting side before being named assistant director of player personnel in 2007. The majority of Wooden's final six years with the Jets were related to college scouting, but he was also the only member of the personnel staff that had duties in both college and pro personnel.

During Wooden's 16 years with the Jets, he credits Dick Haley, Bill Parcels and Pioli for helping to teach him the scouting profession, along with former general managers Terry Bradway and Tannenbaum for their approaches.

He also worked with five different coaches and saw an ownership change when longtime owner Leon Hess died in 1999 and Woody Johnson won the rights to purchase the franchise in 2000.

Wooden came to the Chargers after the 2013 NFL draft when Telesco began to revamp football operations. Telesco was hired after the 2012 season, but moves in scouting and personnel departments largely do not occur until after the draft.

Telesco said Wooden's background operating in both college and pro scouting as well as staying with one team for 16 years appealed to him.

"When we come into the league, someone has to teach us about how the league works and putting a program together. He had some great people that he learned under," Telesco said. "This is a heavy scouting job but also a lot of it is working in the office with coaches and pro scouts. He needs to have the short-term vision — like what running back we might have to sign to the practice squad — but also a long-term look at how college players will project."

Wooden's ability to juggle many different responsibilities in season — from talking with scouts to checking with agents about certain players — might be his biggest quality. It is also what Wooden was looking for when he switched coasts.

"I'm definitely not the same person compared to when I first walked in here. I think I just know the league better," Wooden said. "When I left New York, I was looking for just an opportunity to grow, see more and be exposed to more."

The interview with Washington and a possible playoff appearance by the Chargers should bolster Wooden's prospects this offseason. He is also hoping that the hirings of Brad Holmes in Detroit and Terry Fontenot in Atlanta — who have similar resumes as Wooden — will benefit him.

"I think the hardest part is, I think you can have a plan of how you want to do it, but until you're actually sitting in the seat, then that's where you have to execute your plan," Wooden said. "Things are going to pop up in your day other than football operations. You have to learn time management, balance that and have good people in place to be able what you want to accomplish."

BRANDON STALEY

Staley's journey: Chargers coach's cancer battle defined him

By Joe Reedy
Associated Press
October 3, 2021

LOS ANGELES (AP) — Chargers coach Brandon Staley will be on the national stage Monday night for the first time when Los Angeles hosts the Las Vegas Raiders.

The narrative will be predictable. How Staley went from Division III defensive coordinator to NFL head coach in five years.

But the 38-year old Staley also wants the attention shifted another direction. Something that is more personal and real to him.

As the NFL begins its "Crucial Catch" initiative, Staley would like everyone to know about his most significant victory — being a cancer survivor after he was diagnosed with Hodgkin lymphoma 14 years ago.

"I wouldn't be the head coach of the Los Angeles Chargers if it weren't for my cancer journey. Cancer has been, if not the biggest, one of the biggest reasons why I'm here today," Staley said on Saturday. "I think what cancer does is that it can bring out the best in you. I know that it's brought the best out in me."

Staley was in his first season as a graduate assistant at Northern Illinois in 2007 when doctors discovered a grapefruit-sized tumor on his right lung. The Perry, Ohio, native underwent six months of chemotherapy treatments in Cleveland during offseason breaks. That was followed by six weeks of morning radiation sessions in Chicago during the season so that he could continue coaching.

Cancer has also affected more than just Brandon. His mother, Linda, died from breast cancer in 2004. Bruce, his father, had thyroid cancer when Brandon was younger and completed treatment for prostate cancer last year.

"You can't do it by yourself. I learned that by watching my mom and my dad," Staley said. "I think that so much of beating cancer is believing in yourself. A lot of times, it's knowing that there are other examples out there that show you that you should believe. I got to see it with my mom and dad. I was lucky that it was personal."

Jason Staley — Brandon's twin brother and younger sibling by 2 1/2 minutes — said that his brother's approach to beating cancer bears many resemblances to his coaching philosophy and getting those around him to buy in.

"He's always had this special way to get you to believe. Every time I talked to him, he explained, this is what's going on, this is what I'm doing, and this is how we're going to beat this," Jason Staley said.

"The way he approached it was very methodical. There were no peaks and valleys. It was one treatment at a time; find what progress you can, and continue to get stronger and better.

"His ability to stay in the present and not let it get too big was the catalyst for him. Not letting the past affect him is the same way he coaches his players. He said, 'I'm just going to compete, and I'm going to grind this thing into the ground,' and I'll be damned if he didn't do it."

Northern Illinois was the first step on a coaching road that to Staley being hired by the Chargers in January. After a second stint as John Carroll University's defensive coordinator in 2016, he was a linebackers coach in Chicago and Denver under Vic Fangio for three years before becoming the Los Angeles Rams defensive coordinator in 2020. In one season, the Rams defense went from 13th to leading the league.

Staley's communication skills have drawn rave reviews from players. Defensive lineman Linval Joseph, who is in his 12th season, said the way Staley has explained his system and philosophy has been the best he has experienced in the league.

Joseph isn't the only player to share that sentiment.

"Coach Staley is very open. He brings it to us, his plan. He listens to us, and he sees how we see it, too. He asks how we see it," safety Derwin James said. "We are constantly communicating, and that's what makes him so great as a coach. It's not just, 'Hey, you do it this way.' It's both ends of the stick."

Staley's first win as an NFL coach came on Sept. 12, when the Chargers rallied in the fourth quarter to defeat the Washington Football Team 20-16. It also was on what would have been Linda Staley's 64th birthday.

"That meant everything. That would have been the 18th birthday we celebrated without her, and this is the first one where I haven't been sad," Jason Staley said. "As a brother, that's the best gift he could have given. She loved watching us play sports."

Jason Staley said seeing his brother have the platform to reach and inform others about cancer awareness is more important than the wins and losses on the field, especially during the league's many cancer awareness programs in October.

It goes back to when they were 12 years old, sitting at a kitchen table and hearing that their mom had breast cancer.

"His goal is for the 12-year old kid that gets this news in 2021, that they don't have the same outcome we did," Jason Staley said. "From a platform standpoint, the most important thing is just his ability to make a difference and keep my mom's memory and legacy alive."

The Chargers come into Monday night's game 2-1 after a thrilling 30-24 victory at Kansas City gave them their first 2-1 start in nine years. While Justin Herbert has directed a pair of fourth-quarter comebacks this season, the defense, where Staley still calls the plays, has set up the drives with takeaways.

The Raiders, who are expected to have a large contingent of fans at the Hollywood Park stadium, are 3-0 for the first time since 2002. Derek Carr leads the league with 1,203 passing yards entering Week 4 and has led Las Vegas to two overtime wins.

While Staley is still emerging and adjusting to being an NFL head coach, he has already helped others going through their cancer journey. He met a Chargers season-ticket holder who was recently diagnosed with non-Hodgkin lymphoma during an event in April.

"You need to see other examples of why you should believe that you can do it," Staley said. "I think hopefully, from me, they can see somebody that — I'm just a kid from Perry, Ohio. I was in Division III five years ago. You can live your dreams; you can do anything that you dream of if you believe in yourself."

Unlikely interview set Brandon Staley on journey from St. Thomas to head coach of the Chargers

By Mark Craig
Minneapolis Star Tribune
November 12, 2021

Brandon Staley, the 38-year-old cancer survivor who raised the Rams' defense to No. 1 a year ago and now has the Chargers atop the AFC West as a rookie head coach, essentially began his coaching career 12 years ago while sitting in his car at a truck stop in Beloit, Wis.

He couldn't bring himself to cross back into Illinois because of something University of St. Thomas head coach Glenn Caruso had told him hours earlier during an interview for an opening to coach the Tommies' defensive line and special teams.

"Brandon was a longtime quarterback, an offensive guy who was working in administration as a graduate assistant on Jerry Kill's staff at Northern Illinois," Caruso said. "I think he was wondering, 'Why does this guy have me up in St. Paul interviewing for a defensive job?'"

"But I liked him right away. I said to him, 'I'm going to offer you the job, and I think you're going to call me before you get to the Illinois state line, and I think you're going to accept it.'"

It was early 2009. Staley, born Dec. 10, 1982, in Perry, Ohio, was 26. He was two years removed from beating Hodgkin's lymphoma with chemo treatments at the Cleveland Clinic. And he was closing in on asking his girlfriend, Amy, to marry him.

"I pulled over because I had to make sure it was OK with my future wife," Staley said last week when asked about his fateful pit stop along I-90 West. "I knew Amy was probably going to have to stay back in Chicago while I took that job in St. Paul. I wanted to make sure we were a team that could make it happen."

"Also," he added, "I didn't want to waste time and have Glenn take the offer away from me. Meeting him, I knew he operates fast."

Staley got the job and spent the 2009 season in St. Paul helping Caruso continue turning the Tommies from the 2-8 team he inherited in 2008 to 11-2 and Division III regional finalists two seasons later.

From there, Staley's whirlwind race to the top of his profession included stints as associate head coach and defensive coordinator at Hutchinson (Kan.) Community College (2010-11); graduate assistant at Tennessee (2012); defensive coordinator and secondary coach at John Carroll University in Ohio (2013, '15-16); defensive coordinator and secondary coach at James Madison (2014); outside linebackers coach with the Bears (2017-18); outside linebackers coach with the Broncos (2019); defensive coordinator with the Rams (2020); and head coach of a Chargers team that's 5-3 and plays host to the Vikings (3-5) at SoFi Stadium on Sunday.

Sleeping in a car in Mobile

Staley played quarterback at Perry High School, the University of Dayton and Mercyhurst (Pa.) University. His graduate assistant stint at Northern Illinois started in 2006, two years before Kill's staff arrived from Southern Illinois.

"I think he was video coordinator when we got there," said Tom Matukewicz, who was Kill's linebackers coach and is now the Southeast Missouri State head coach. "In the transition, I basically fell in love with the guy and took him under my wing. There wasn't a lot of on-field coaching for him, but he was kind of my right-hand man."

So how in fact did the young administrative assistant and former quarterback end up interviewing for D-Line and special teams coach?

Well, it all started when Matukewicz and Caruso's defensive coordinator, Wallie Kuchinski, met and hit it off at a coaching clinic.

"Tom Matukewicz became a guy I really trust," Caruso said. "He called me out of the blue."

Staley says that call eventually changed the trajectory of his career, challenging him to grow and become a more well-rounded coach who learned to see the game not just from a former quarterback's perspective.

But first Caruso had to be convinced to grant the interview request in the first place.

"I came at it pretty strong in that call to Glenn," Matukewicz said. "I said, 'Hey, just do me this favor. Interview him. And if you don't hire him, I'll pay for the interview.'"

Matukewicz laughs when he hears people call Staley "an overnight sensation" after the Rams led the NFL in yards allowed (281.9) and points allowed (18.5) last year.

"I was there when he went to the Senior Bowl and slept in his car because he didn't have any money for a hotel," Matukewicz said. "My wife and I gave him gas money, but we didn't have money for a hotel."

"Brandon and Amy made a lot of sacrifices. Brandon isn't a silver spoon. He's made it because he's worked his butt off and he's great at leading and teaching football."

Cancer survivors bond

Staley and twin brother, Jason, grew up in a home where teaching and football were intertwined. Bruce, the dad, coached football. Linda, the mom, was a teacher.

Cancer first struck the home when Bruce was diagnosed while the twins were in grade school. A few years later, Linda was diagnosed with breast cancer.

Bruce survived. Linda lost her nine-year battle when Brandon was at the University of Dayton. Three years later, Brandon, then 24, received his diagnosis.

"When Tom called me about Brandon, he said, 'This young man has gone through a ton of struggles in his life, and he's overcome them all,'" Caruso said. "He's tough. The year Brandon was here, we're getting ready for our first playoff game. We're sitting around talking about this very good opponent and their very fancy schemes and plays and all that."

"At the end of the meeting, I ask if anyone has anything to add. Brandon stands up with his clipboard in his hand and says, 'I heard a lot about schemes tonight, but no one said this team is tougher than we are. Let's go win.' And we did."

Staley looked back on that season last week and credited Caruso and St. Thomas with giving him a solid foundation he still leans on.

"Glenn is the total package," Staley said. "All you have to do is look at what's happened there since he arrived. That year allowed me to see up close what a real head coach should look like. I have so much respect for those guys. St. Thomas has a blueprint that I really believe in."

Staley stays in touch with Caruso and others at St. Thomas. Last year, Caruso and his wife, Rachael, went to Tampa to watch Staley's defense beat Tom Brady and the Buccaneers.

There's another side to Staley's relationship with the Carusos, one that had Glenn choking up.

"In 2017, we're getting ready for the playoffs and Rachael goes in for a routine checkup and we find out that she has Stage 3 colorectal cancer," Caruso said. "Brandon would pray for Rachael daily. Brandon would text Rachael, and it's not like he didn't have other things going on because he's coaching in the NFL."

"If he knew she was going in for chemo, he would just send a note and say, 'Hey, I'm thinking about you. I love you. I'm with you.' If there was a surgery, I swear he would be the first one to be calling after the surgery as I'm sitting there in the waiting room."

Staley heard those words and said, "From my experience, I just know that you can't do it alone. ... Those guys are amazing people. They just mean a lot to me."

To this day, that interview with Staley back in 2009 has stuck with Caruso.

"Nowadays, when I want to strongly recommend someone for a job, I think back to Tom Matukewicz calling me about Brandon," Caruso said. "I pick up the phone and say, 'Just bring him in and if you don't hire him, I'll pay for the interview.' That sure worked with Brandon."

Column: Well versed on Chargers curse, Brandon Staley might be the coach to end it

By Dylan Hernandez
LA Times
September 8, 2021

A well-regarded sports executive once told me that only an idiot would judge a coach based on what he says at his introductory news conference.

Almost eight months after Brandon Staley was hired by the Chargers, every time the rookie head coach speaks publicly is basically an extension of that news conference. His team has yet to play a real game; most of what the former Rams defensive coordinator says is theoretical. Until he wins a game, his words are just words.

Nonetheless, as Staley spoke recently under a giant tent next to the Chargers' practice field, he made a convincing case for why he'll be the man who removes the longstanding curse afflicting the team.

The first step in solving a problem is acknowledging there is one — and Staley is acknowledging their wretched history.

"I think what people don't do a good enough job of is admitting what's out there," Staley said. "What I've tried to do is confront the truth head on with these guys. Like, hey, people do think that you're cursed."

Wait, he has addressed this with his team?

"Oh yeah," Staley said.

Curses don't exist. Staley knows that. But he also knows how a franchise's past can affect the mood of a fan base in times of crisis, how a sense of fatalism in the stands can gradually seep onto the field until the negativity becomes inescapable.

"I'm a former cancer patient," Staley said. "So are both of my parents. There is no such thing as a person with bad luck. It's just life. It's what you make of it. We'll write our story, based off the people that are here and how we do things."

Makes sense. Much of what Staley says does.

The 38-year-old Staley, who was the defensive coordinator at John Carroll University just five years ago, is an engaging communicator. He speaks in grammatically-correct sentences, which doesn't seem like a big deal until you consider how few people do.

His players rave about how smart he is. So do the reporters who cover him every day.

"I love the way he talks," receiver Keenan Allen said. "He talks with passion, energy and confidence."

Staley also has a potential generational quarterback in Justin Herbert.

"Quarterback helps a lot," Staley said. "Your odds of playing in the Super Bowl aren't very good if you don't have a premium quarterback. If you don't, you have to be loaded everywhere else. It's just hard to do."

Herbert passed for 4,336 yards and a rookie-record 31 touchdowns last year after being a first-round pick.

"Normally, when you see someone that is as talented as Justin, they will tell you size, arm strength," Staley said. "But that's not what people talk about. What they talk about first is intangibles, how sharp he is, what a hard worker he is, how humble he is. And that's how I know he'll be a special guy because he has the tangibles on top of premium talent."

Staley especially likes how hard Herbert is on himself.

"That's what great competitors have, that perfectionist [mentality]," Staley said. "An artist can spot his own flaw before anyone else can. But not only can he identify it, then what he does is he goes out and takes care of it every day. He's the last one on this practice field every day. He's the last one every day. He's the first one in our building every day and he has that competitive stamina to bring his game to life."

Herbert was upbeat about how he prepared for his second season by facing a Staley-designed defense in training camp.

"He'll talk about their defense and explain, 'This is why we play it, this is how the safeties will play it,' and how to beat it," Herbert said. "Those are great conversations because I'm new to this league. To learn whatever I can and be around that, he's a guy that knows so much, so that's super helpful."

The Chargers are hoping Staley will be a defensive version of his previous boss, Rams coach Sean McVay. In his lone season with the Rams, Staley coached a defense that gave up the fewest points and yards in the league.

Staley will have players to work with on the Chargers' defense, so long as the group remains healthy.

All-Pro safety Derwin James was sidelined last season recovering from a knee operation. Defensive end Joey Bosa sat out four games because of two separate concussions.

"They hold their disguise so well and they're always showing [coverage] shell," Herbert said. "It puts the offense in a tough position because everything looks the same and you're not really able to pick up where the pressure is coming from, where to slide to and who to point. Just seeing all of that, it doesn't get much more complicated than that, so I have really appreciated that."

How Staley deploys Bosa could be critical, as Melvin Ingram's departure to the Pittsburgh Steelers will allow blockers to focus more on him. Bosa said he liked the culture Staley was creating, something that will be critical when hardships strike.

"He's a genuine guy and he really wants that out of his players," Bosa said. "I don't think that there's any surprises — when we hit some adversity, we'll see what we're all made of together — but, right now, I like his energy. I don't see it as a fake or forced thing. I think he's learned from some of the best coaches in the league, so he likes to emulate that kind of stuff. I think he's really genuine. Personally, I really appreciate that."

Staley has said all the right things so far. The question is how that will translate on to the field.

Brandon Staley gets Chargers to buy in with collaborative culture

By Gilbert Manzano
Orange County Register
July 27, 2021

Brandon Staley was introduced as the Chargers' head coach, but he looked the part of a motivational speaker by comfortably engaging with about 100 high school athletes during a football camp at Long Beach Poly High earlier this month.

Staley noticed three-time Super Bowl champion Willie McGinest standing to his left while he spoke about building relationships and seizing opportunities.

"I told the group, when you're around guys like Willie McGinest, you need to take advantage of that opportunity and introduce yourself," Staley said about the Long Beach area legend who attended Poly and USC before winning championships with the New England Patriots. "You need to be around a guy who comes from where you come from and has achieved all that he has."

"I know I'm going to introduce myself after this because I know that there's things I'm going to learn from him."

Staley learned plenty from McGinest after a lengthy introductory chat about what it takes to win a Super Bowl and how to make a lasting impact in Southern California.

Staley plans on sharing that knowledge from McGinest – and everything he's learned in the past seven months since being hired as the Chargers' head coach – to his 86 players who were expected to report Tuesday for the start of training camp. Staley's first camp practice as a head coach is Wednesday at Jack Hammett Sports Complex in Costa Mesa.

A RELATIONSHIP-DRIVEN COACH

Staley, 38, has quickly made a name for himself as an innovative coach constantly looking to learn from others by forging genuine relationships. His giving-and-receiving approach has led to a meteoric rise since earning his first NFL coaching job with the Chicago Bears in 2017.

He's no longer the assistant coach pushing for a head coaching gig, but he continues to have the same approach and isn't leaning on his impressive credentials, which includes turning the Rams into the top-ranked defense in the NFL last season during his one-year stint as defensive coordinator.

Staley spent the offseason listening and encouraging feedback from his new Chargers players and coaching staff to gain trust and create a collaborative environment.

"It's a position that he has been working really hard for," Chargers edge rusher Joey Bosa said about his first impressions of Staley. "Now, he gets to be the head guy and run things exactly how he wants to. He wanted us to know how confident he is in us as players and how much he trusts us. He's really open to talking and suggestions. It's a great relationship that he's building so far."

Staley's defensive scheme produced winning results with the Rams, but he spent months tweaking it to fit the strengths of the Chargers' defensive roster that features Pro Bowlers Bosa, safety Derwin James and cornerback Chris Harris Jr. and emerging linebackers Kenneth Murray and Drue Tranquill. Staley took the foundation of his defensive system from Broncos coach Vic Fangio when he was his outside linebackers coach in Denver and Chicago from 2017 to 2019. But Staley didn't attempt to replicate Fangio's scheme and added his own wrinkles.

"He is his own man," said Harris when asked to compare Staley to Fangio. Staley coached Harris with the Broncos in 2019. "He is doing it the way that he wants to do it. He's more relational than Vic (Fangio). Vic is kind of closed-door. You have to work your way in with Vic. Coach Staley, he is just a very sociable guy."

Although Staley was assigned to the outside linebackers, he often asked Harris for advice during their lone season together in Denver.

"We talked all of the time, all through the year and during the season," said Harris, a four-time Pro Bowl cornerback. "He would pick my brain, 'Chris, what would you do in this coverage? What did you think on this?' We would just talk football all of the time. From there, I knew that he was a very intelligent coach. He was a very relationship-driven coach. Guys liked him."

"Then Coach Fangio always had opportunities for his assistants to have presentations. Coach Staley always had amazing presentations and always kept everybody upbeat on what he was presenting. From there, I knew that he would definitely have a great chance to be a head coach."

BLENDING IDEAS

Staley, who overcame cancer after being diagnosed with Hodgkin lymphoma at 24, presented himself as a friendly and talkative coach during a 90-minute introductory news conference with Chargers reporters in January.

Chargers assistant coaches and players have yet to see Staley shout in anger and many don't expect that to change when the games arrive – win or lose.

Defensive backs coach Derrick Ansley first worked with Staley in 2012 at the University of Tennessee when Staley was a graduate assistant. Ansley said Staley's friendly personality hasn't changed in the past decade.

"He always came off very humble, very eager to learn and asked a lot of good questions," Ansley said. "You could tell at that age that he was going to go on to bigger and better things. He was always impressive from Day 1. He hasn't changed one bit."

Staley is the latest 30-something NFL head coach with a calm demeanor. He quickly meshed with Rams coach Sean McVay last season because of their similar personalities. Staley will use what he learned from competing against McVay during Rams practices to form the best offensive system for quarterback Justin Herbert, the reigning Offensive Rookie of the Year. But Staley, a former college quarterback at Dayton and Mercyhurst University, will also collect past experiences from his coaching staff.

Quarterbacks coach Shane Day has recent success from working with Kyle Shanahan and the San Francisco 49ers the past two seasons. Offensive line coach Frank Smith made a lasting impact as a tight ends coach with the Las Vegas Raiders and was instrumental in Darren Waller's development. Offensive coordinator Joe Lombardi spent 12 of the past 14 seasons working in New Orleans with Saints coach Sean Payton, who has operated one of the most productive offenses in the NFL since 2006.

"It's been really fun to work with him because he's one of the few guys that's a defensive head coach but also played quarterback," Day said about Staley. "That's a very unique experience. I've really enjoyed having our conversations because he's bringing a lot to the room. He's shared a lot of defensive perspectives with the quarterbacks. When he's able to frame it from a quarterback's perspective, that really helps us integrate it into our thought process. I've really enjoyed a lot of our conversations."

Staley has been busy blending ideas from different perspectives to create a successful operation on the field, but it always goes back to relationships for the coach from Perry, Ohio. Taking the time to get to know his players away from football is how he got the Chargers to quickly buy in, despite his lack of head coaching experience.

BUYING IN

James immediately realized his good friend and Rams cornerback Jalen Ramsey was right about Staley when the two had their first conversation during Staley's tour of the Chargers' facility.

"Everything that I've heard, and everybody I've met through this game, had nothing but great things to say about (Staley)," James said. "Our first talk on his first day here, the day he signed with the Chargers, I remember him just bringing me up here and wanting me to be a part of his moment. For me, it's just relationships. Everything that's been said has been spot on."

Staley has embraced backgrounds and personalities by letting players be themselves. He refers to cornerback Michael Davis by his nickname "Vato," which is Spanish slang for man.

"That's what he likes to be called," Staley said about Davis, who's half Mexican. "If you know Vato, that's such a big part of his story. What you try to do is you try to tap into that, and I think what's so cool about learning L.A., Southern California is that Mexican American, that Latino population is such a huge part of the fabric of this place and what makes it so cool."

"So the fact that we have a player that's half Mexican and what that means to people, because he's so proud of his heritage, yeah, I'm going to tap into that."

Staley has made all the right moves when it comes to building relationships and installing his systems this offseason, but the next phase of his challenge as a first-time head coach is getting his team prepared during training camp as games quickly approach.

RELYING ON TRUST

Staley will have plenty on his plate as the team's defensive play caller, but he plans on leaning on the trust he has with his coaching staff, specifically defensive coordinator Renaldo Hill, who will be in the booth while Staley calls plays on the field.

"I've learned so much from him and we have such a strong professional relationship and personal relationship," Staley said about Hill. "I think having that upstairs perspective as a coordinator, there's going to be things that I think he can help me with between series. ... He can talk to the defensive staff from an adjustment standpoint when my big-picture focus then transitions to (special) teams or offense and I think we've done a lot of trial runs in the spring camp.

"I can't emphasize how special of a coach he is and how much he's meant to our staff and our players."

Staley has quickly risen through the coaching ranks because he listens and wants others to succeed with him. That formula helped him as a small-program college coach at John Carroll University and James Madison and he hasn't gone away from that in the NFL.

The relationships and trust Staley has created since being hired as head coach will dictate how the Chargers go in 2021.

Chargers' new leader a family man: 'I am from the Bruce and Linda Staley coaching tree'

By Jeff Miller
Los Angeles Times
February 5, 2021

It was a single line — just 10 words — from a news conference that stretched beyond an hour and a half:

"I am from the Bruce and Linda Staley coaching tree."

When Detroit unveiled its new head coach on Jan. 21, the guy talked about biting kneecaps and kicking teeth, Dan Campbell's bizarre fit of passion stirring national attention.

On the same day, just a short time later, almost no one noticed when Brandon Staley was introduced by the Chargers and talked about his mom and dad, calling them "my heroes."

This is a coach whose first NFL job came with the 2017 Chicago Bears and noted defensive mind Vic Fangio.

When he was coaching collegiately at John Carroll, Staley was so enamored with Fangio's concepts that he would finish his meetings and game-planning, and rush off to study whatever Fangio was up to next.

Back then, Fangio was San Francisco's defensive coordinator and catching the 49ers on television in Ohio sometimes meant having to go to a nearby sports bar, where Staley would sit alone in wonderment.

After the 2018 season, Fangio left Chicago to become the head coach in Denver and took two assistants with him. One of them was Staley.

Barely a year later, Staley was hired by the Rams to be their defensive coordinator and brought along everything he had learned from his handpicked mentor.

Still, when asked to declare his roots, Staley put family over football, which is understandable given how much this family, bonded by hard reality, has persevered together and kept alive a tradition of teaching.

"I am from the Bruce and Linda Staley coaching tree."

That is Brandon Staley's line and this is the story behind that line.

Everyone else saw him coaching Jalen Ramsey that day, in a moment especially poignant and peeved.

Television cameras showed Staley reasoning with the Rams' all-everything cornerback shortly after Green Bay had taken a one-touchdown lead on an Aaron Rodgers pass.

Ramsey, his team en route to a crushing 32-18 NFC divisional-round playoff loss last month, was visibly upset on the field and now well short of pleased on the sideline.

Sitting at home just outside Pittsburgh, nearly 700 miles from Lambeau Field, Jason Staley watched his twin brother coaching, too, but saw something else entirely.

He saw the woman whose impact was so profound on the Chargers' new coach that it resonates still today, nearly 17 years after her death.

"Watching Brandon teach those guys, I get a little bit of my mom back," Jason said. "I get to see that, and it's just so cool. It's the reason I pay whatever DIRECTV charges me to get his games."

Linda Staley taught sixth-grade English in northeast Ohio before the breast cancer won, ending her 9½-year battle against a disease doctors estimated would take her life in less than one year.

Bruce Staley also was a teacher — fourth-grade math — before he and Linda learned their first child instead would be children, twin boys. A combined annual income of \$22,000 wasn't going to work for a household about to double in size.

So Bruce took a second job that eventually became a second career in adhesive materials. He was a coach, too, mostly AAU basketball, working with the twins from fifth grade through their junior years at Perry High, about a 45-minute drive from Cleveland.

He always had an even, measured demeanor on the bench and an equally steady point guard on the floor, Brandon possessing sublime ball-handling skills and the sort of passing ability that led to him setting assist records in high school.

Two decades later, while watching the Rams play the Packers, Jason said he laughed more than once at the images of his brother at work.

"He looks like my dad, kind of stalking the basketball sideline," Jason, 38, said. "It's like a flashback: 'That's my dad. That's what he would do.'"

Brandon knew only two positions growing up: point guard and quarterback. He was the sort of player who almost never was taken out of a game. He was athletic but — at 6 feet, 160 pounds — there just wasn't enough of him.

So he ended up at Dayton, which plays non-scholarship football, arriving as a fifth- or sixth-stringer. During that first year, buried on the depth chart, Brandon attempted to walk on to the school's Division I basketball team. He made the final two before being cut.

He'd end up starting for two seasons in football, operating the Flyers' option offense, being voted a captain and winning 16 of 21 games.

"He was as good as any player we had on the chalkboard," said Mike Kelly, Dayton's coach at the time. "He would always ask why. Most athletes don't ask why. It's, 'OK, Coach, got it,' and they just go to it. Brandon wanted to know why all the time."

The call to return home came during Brandon's junior year. It was his father. Mom was dying. Originally diagnosed with 21 cancerous lymph nodes, Linda's fight had been an extended and courageous one.

The disease showed up when the twins were 11 and not quite two months after they'd lost an aunt, Ann Maltarich, also to breast cancer. The first two years weren't as bad as the seven that followed as Linda's condition intensified, even as she long outlived the forecasts.

"An incredible will," said Bruce, a two-time cancer survivor himself. "Nothing ever negative, either. Not a 'why me' kind of thing. Incredible resolve. Just graceful. That's what I saw."

Linda would spend weeks at a time in the hospital, typically isolated and communicating with her three children — the Staleys have a younger son, Michael — mostly through journals the boys would write.

So they didn't always see the pain, but seeing the struggle was as unavoidable as the sound of their mother in the bathroom getting sick again. Jason said he never saw his father cry, those tears also coming only in private.

"That kind of fight leaves a mark," Jason said. "As kids, you see that and there's no way that doesn't affect you. When you think back to how they handled it and how she fought, those are the things that empower us."

At his introductory news conference, Brandon called his mother "the most graceful, loving, strongest person I know." He also said she remains his inspiration today "as a coach, as a father, as a husband."

He didn't include "as a teacher" but only because there's little difference between teaching and coaching to Brandon, who became more than a son to Linda after she was diagnosed. He and his brothers also became her students.

No longer able to work, Linda taught her sons instead, showing them the importance of building relationships with students and recognizing how each one learns and then using that foundation to build something special.

"She's the best teacher I've ever seen, certainly," Brandon said. "She was always able to reach people that were more difficult to reach. Seeing that up close when I was a little kid, I saw the power in that. I've tried to embody a lot of that as a coach."

The lesson remains powerful today and so, too, does the memory of Linda's goodbye. Jason said the turnout at her funeral was eye-opening in the number of lives his mother touched, all that love expressed after she died on Valentine's Day 2004.

Two busloads of players arrived from Dayton and two more from Mercyhurst College, where Jason played linebacker and was student body vice president. Jason that day even had to help a few of his teammates tie their ties.

"You would have thought the funeral was for a superstar," Bruce, 63, said. "The line to get in this place was unbelievable. It was more than you could have hoped for. I'm sure she would have been thrilled."

Mercyhurst is a small liberal arts school in Erie, Pa., hardly known for its athletes but famous for its underdog. Former heavyweight champion Buster Douglas was recruited to play basketball for the Lakers in the early 1980s before giving up hoops for boxing.

In 2005, the school was home to another long shot — a reunion of the Staley twins, Brandon transferring to play football with his brother one final time, both now graduate students.

They lived together and worked out together, even took a class together. Jason had considered not using his final season of eligibility, but Brandon talked him out of it.

Marty Schaeztle wrote all about the twins that season for one of the school's game-day programs. He knew their story well since Schaeztle also is the Lakers' football coach.

"I think once they lost their mom, they really realized the value of family and time," he said. "I think they believed it would be a very good thing to play one more time together. We were fortunate to be able to make that happen."

Brandon practically dragged Jason to watch film with him and catch his passes. As one of the team's new captains, Jason had no choice but go along, refusing to be outworked by someone who had just arrived on campus.

He also had no interest in looking bad in front of his big brother. See, Brandon is the older twin, by two minutes. Still, there were times when big brother was almost too driven.

"He was a classroom rat, a film rat," Schaeztle recalled of Brandon. "It was natural for him to try to put everything together, from the protections to the routes to what was going on in the backfield. It came to him very naturally."

By that point, Brandon was on his coaching path and, the next year, was a graduate assistant at Northern Illinois. Those 2006 Huskies made the Poinsettia Bowl.

It was on that trip to San Diego that the night sweats and the flu-like symptoms turned worse. Brandon, who also had a growth in his chest, called his dad, and Bruce remembers telling him, "You need to get home and get home now."

The doctors determined it was lymphoma.

"As a twin brother, it's the worst day of your life, scariest moment of your life," Jason said. "I'm feeling guilty because I don't have it. I would have given anything, anything to take that cancer out of him and put it into me."

These twins would eventually serve as each other's best man. They got engaged only two weeks apart and married just six weeks from one another.

They competed plenty as kids but, more often, teamed up. Brandon was always the better athlete. Yet, to this day, the only thing that really bothers Jason is the fact that Brandon, despite being an inch shorter, was the one who could dunk a basketball.

Brandon now calls the six months of chemotherapy and six weeks of radiation that followed his "cancer journey." He phoned his twin brother after every treatment, reassuring Jason that things would work out, the patient also the healer.

As a former college quarterback evolved into an NFL defensive coordinator, Brandon has been touted for his ability to see football from both sides. His vision goes even deeper than that.

"I looked at it as a chance to compete," Brandon said of his diagnosis. "It was a chance that could really bring out all the best in me. When you get to the other side of it, there's an energy, there's a strength, there's a feeling that you can do anything that you dream of. That's what I've been trying to do every day since."

And now, he's the Chargers' head coach, a young, sharp leader ready to pair with Justin Herbert, the team's young, sharp quarterback.

Brandon's first call after accepting the job was to his wife, Amy. His second was to Herbert.

On the day he was introduced by the Chargers, Brandon called Herbert again, this time for a video chat, explaining later that he wanted to loop in his quarterback as a way of gaining Herbert's trust.

The call included not only Brandon but also Amy and couple's three young sons — Colin, Will and Grant.

"That meant a lot to me," Herbert said. "He had so many other things to do that day. To set aside some time like that was special. I thought that was a pretty cool moment."

They talked family and relationships before they talked football, this disciple of Vic Fangio leaning instead on the lessons from home, the lessons taught by his most favorite of teachers.

At the Perry Cemetery, a family friend recently hung a Chargers lanyard over Linda's gravestone and sent the twins a photo.

Thinking back to his mother, Brandon said, "She's not here, but she's with me."

And that won't change anytime soon, not for someone who comes from a coaching tree carved from his family tree.

A brother's promise and the D-II season that led Brandon Staley to the Chargers

By Daniel Popper
The Athletic
March 23, 2021

Mitch Phillis was still learning, and like any 19-year-old college sophomore, he had questions. But he was afraid of asking a dumb one to his superior — in this case, his football coach.

Phillis had taken over as Division II Mercyhurst College's starting quarterback four games into the 2005 season. He was developing, there was no doubt about that. But his coach was demanding, and Phillis did not want to mar his progress with public embarrassment. So in the film room, as his coach toggled through cut-ups of an exotic defensive coverage, Phillis bit his tongue.

Luckily, he had a human answer key sitting next to him: Brandon Staley, a fifth-year grad transfer backup quarterback who, despite being only 22, already was an encyclopedia of football schematics. The film session would wrap up, and later, Phillis would find Staley in the locker room to ask the questions that had been eating at him. Staley would happily oblige: It was a split coverage, of course. Man on one side, zone on the other.

Problem solved. Embarrassment avoided.

Fifteen years before he was hired to lead the Los Angeles Chargers, Staley's remarkable capacity for teaching, distilling and communicating information already was there — it just had to be uncovered. He had started two games earlier in the fall while Phillis dealt with a training camp injury, but once Phillis was healthy, he returned under center, and Staley was faced with the finality of his playing career.

Instead of wallowing, though, Staley did what was natural, what he always was destined to do.

"He just started coaching," says his twin brother Jason.

Jason Staley was ready to break up with football. His mother, Linda, died on Valentine's Day in 2004 after a long battle with breast cancer. "She approached just a truly awful disease with an amount of grace that is really hard to put into words," Jason said.

Jason, a linebacker, spent the 2004 season at Mercyhurst that fall, but he had lost his desire to keep playing.

"I hit the point where I loved football but I wasn't in love with football anymore," he said. "That's a tough realization because you've been playing the game since you were 6. It's even tougher to make the decision to walk away."

Jason was done, and he told his brother, his "best friend" who had just finished his second winning season as Dayton's starting quarterback and who, like Jason, had one more year of eligibility

But his brother was having none of it. Brandon knew Jason would regret giving up that final season for the rest of his life. So he offered a solution.

"I'll come play with you," Brandon said.

"Excuse me?" Jason replied in shock.

Brandon could have stayed at Dayton. But the brothers, inseparable from birth, had spent the last four years apart. They were still grieving for their mother, a sixth-grade English teacher who had instilled in them the value of work ethic and empathy. Brandon wanted to be there for his twin. And so they decided to spend this final season at Mercyhurst, together.

Brandon graduated from Dayton in May. He was in Erie, Pa., days later, moving in with his brother for the first time since they were 18. Brandon picked up a summer job moving furniture around campus. And he picked up Mercyhurst's hefty playbook, literally and figuratively.

The first time Phillis sat down to watch film with Staley, he was surprised to realize the newcomer already had learned the Lakers' intricate pro-style offense.

"We did not have anybody like him," Jason said.

That was evident within days — in the weight room, on the field, in the film room.

"I probably learned more in that summer about studying opponents than I had in the prior four years combined," said John Egbert, a receiver on that 2005 team. "And it just really was evident that he was a different level of cat."

Brandon was instrumental in organizing regular 7-on-7 games between the Mercyhurst offense and defense, what Egbert described as "epic, epic duels" every Sunday. Those days were transformative for the whole team.

"A lot of competition," said Jeff Nowling, who entered 2005 as the starting quarterback. "A lot of jawing at one another."

Because most of the players grew up locally, those not staying on campus drove to Erie for those scrimmages, including Phillis, who came to a sudden realization about Brandon.

"This guy's been getting after it," Phillis said. "He knows the offense already. He's been working on that. He's not coming into camp, like, oh, I'll learn it in camp. He was someone that was like, I'm going to know this before camp, and he was on it."

Brandon galvanized the team to train harder and more frequently. He threw every day with teammates.

The day Brandon got to the Mercyhurst football office, Egbert walked into the weight room and saw his new teammate doing Olympic lifts with a barbell while balancing on one leg. Egbert looked on in bewilderment. What are you doing over there?

The previous summer, before Brandon's arrival, Egbert thought he had made dramatic strides through his workouts.

"We probably did half the amount of work that we did the summer that Brandon came in," Egbert said.

Trying to find any way to get on the field, Brandon took reps at safety during those 7-on-7 games to sharpen his defensive versatility. He had only ever played quarterback.

"He could play any position," Nowling said. "He was very athletic."

Brandon still spent enough time in the playbook to grasp the complex offense at warp speed.

"I remember within a week or two," Egbert said, "not only was he teaching concepts to the other QBs who had been in the room for one, two or in some cases three years, some of the offensive assistants, like our wide receivers coach, he was teaching things to."

Brandon Zangaro, a two-way player on that 2005 team, was not in Erie for the summer. When he arrived for the start of training camp, Brandon Staley had already mastered far more than just the quarterback's duties. He knew the responsibilities of every player on the field.

"You know his intelligence and his Xs and Os are next level within the first 30 seconds of speaking with him," Zangaro said. "You have a guy transferring in, there's going to be some skepticism. Who's this guy? He hasn't been here the past four years doing what we've all been doing. But that didn't happen, because everybody knew."

Including Joe Lombardi.

Lombardi joined the Mercyhurst staff in 2002 when Marty Schaezle took over as head coach. And though he was coaching at a small Division II liberal arts school, Lombardi, the grandson of legend Vince Lombardi, still had Super Bowl expectations.

"Every day, every week, it seemed like he thought he was in the NFL," Egbert said. "I think in his mind he was walking out to Heinz Field instead of Tullio Field in Erie, Pennsylvania."

Lombardi demanded perfect recall. He ran Bill Walsh-inspired perfect-play drills to end practice, where one minor misstep — like running a route at 14 yards of depth instead of 15 yards — required another repetition. He scripted his first 20 plays every game when no one in Division II was implementing that level of preparation.

One day at practice, Lombardi watched a play unfold that reminded him of a film clip he showed his team two months prior. He asked Phillis if he remembered it — well, more like demanded if he remembered it.

(This might explain why Phillis would go to Staley with his questions.)

"I was kind of like, 'Ummm, I don't remember that specific play,'" Phillis remembers. "He was the type that was like, 'How could you not remember that? If you see it once, you should know it forever.'"

Thinking back, Egbert still marvels at Lombardi's attention to detail.

"Football is in his blood," Egbert added. "But honestly, there's more football in his brain than in his blood."

Staley, meanwhile, was enthralled. The two football junkies connected almost immediately.

"I really fell in love with studying the game," Staley said of his time with Lombardi at Mercyhurst. "I felt like Joe was an outstanding teacher. I felt like he was really progressive at that time. I had never been around an offense like that, that really challenged the quarterback from a mental standpoint, from a preparation standpoint."

"I love that. I couldn't get enough of it."

Specifically, Lombardi offered a diverse and layered NFL-inspired playbook that differed from the option-heavy offense Staley ran at Dayton. The quarterback had much more control at the line of scrimmage, sometimes having as many as 20 possible audibles or checks at his disposal.

"He was always trying to learn," Nowling said of Staley. "He wanted to eat it up. So he asked a million questions. ... Brandon's questions sparked a different thought in Coach Lombardi."

"The way that Joe talked to Brandon, he knew he could put more on him than other guys," Egbert said. "He would feed him more, he would pick his brain more. He talked to him more as a peer than a player because he really respected his knowledge."

The connection grew over that season, and Lombardi trusted Staley's understanding of the offense. That formed an avenue to the field for Staley. With Phillis injured, Staley replaced Nowling, the starter, in the second half of the season opener with the Lakers trailing, 28-10, to Gannon. He led an early second-half touchdown drive, but four fourth-quarter turnovers prevented a comeback.

The following week, Staley entered for Nowling in the second quarter against Northern Michigan. He helped erase a five-point deficit, and Mercyhurst took its first lead of the season. But turnovers, again, were the culprit in a loss. Staley started the next week and nearly led the Lakers to a win over 18th-ranked Michigan Tech. He gained over 100 yards on the ground and threw for 192 yards, a touchdown and two interceptions.

Phillis then replaced Staley in the fourth quarter the following week with Mercyhurst trailing Northwood, 35-0. Staley's final snaps at quarterback came two weeks later in relief of Phillis against Ashland. Staley took snaps at quarterback in five of the first six games of the season. The Lakers went 0-7 to start the year. They had a young defense that gave up at least 40 points in seven of 10 games the season.

But the Staley-Lombardi relationship was a bright spot in the disappointment. Staley had earned that trust over the course of that season, in the film room and on the practice field, even after he lost the starting job for the second time.

"Brandon was just there," Jason said. "He showed up to every practice and soaked up everything from Coach Lombardi. It was like hell trying to stop him. ... He really knew he wanted to go into coaching after interacting with Coach Lombardi."

In 2009, when Staley was an assistant at Division III St. Thomas, he traveled to New Orleans to visit with Lombardi, then the Saints quarterbacks coach. Staley embedded in the Saints QB room for a week with Lombardi and Drew Brees. Lombardi long had been an advocate for Staley in NFL coaching circles, including with Ed Donatell, with whom Lombardi coached on the Falcons staff in 2006. Staley ended up getting his first NFL gig as the outside linebackers coach for the Bears in 2017 with Vic Fangio, and Donatell, a longtime Fangio assistant, was on that staff.

"He really taught me the game at a high level," Staley said of Lombardi. "Protections, the run game, how do these concepts fit together, how can we get in and out of plays. At that time, that's kind of where my love for coaching offensive football really came, was from him, because I loved playing for him and I learned so much and he made me better. And I think that we saw the game the same way, and that relationship has really stood the test of time."

"They were really good memories," Lombardi said. "He was awfully smart and fun to be around."

Staley's decision to play with his brother in turn helped facilitate the relationship that led to perhaps the most important hire of his life.

Justin Herbert's development is a priority as the Chargers enter a pivotal offseason. That responsibility will fall largely on the shoulders of his offensive coordinator: Joe Lombardi.

"There are so many coaching trees built up and circles crossing, and you hear about people hiring people they know all the time," Egbert said. "But this does seem unique, doesn't it?"

Zangaro broke his leg midway through the 2005 season and had a front row seat to Staley's transformation.

He watched practice as the backup quarterback, completely comfortable in his teaching role, groomed Phillis and connected with his teammates.

Staley was finding his coaching voice.

"He's got it. He's just got it," Zangaro remembered thinking at that moment. "The way that he communicates and his ability to communicate with different people at different levels, it was unparalleled."

Phillis' growth was most evident. And Zangaro, from his sideline seat, knew Staley played a crucial part.

Phillis, a self-proclaimed pocket passer, even scored a rushing touchdown that season when he pump-faked a linebacker and dove over the goal line. He said he picked up the move from watching Staley in training camp.

As Zangaro thinks back now, he witnessed a man born to coach football embarking on a journey that would carry him to the very pinnacle of the professional.

"You knew what he was going to do," Zangaro said, "and where he was going to go."

Brandon Staley Q&A: Chargers coach on developing player relationships, Justin Herbert, OTAs install and more

By Jourdan Rodrigue
The Athletic
July 12, 2021

OCEANSIDE, Calif. — Brandon Staley couldn't keep still.

The Los Angeles Chargers' head coach — hired away from the Rams in January and preparing to open his first NFL training camp in that role — stopped for a day at the QB Collective coaching and quarterback summit in Oceanside as the event's keynote speaker and to help facilitate an ongoing dialogue about scheme, philosophy and trends among several competing NFL coaches.

As the event unfolded Saturday morning, some coaches, including 49ers offensive coordinator Mike McDaniel, 49ers quarterbacks coach Rich Scangarello and Chargers defensive coordinator Renaldo Hill, sat around a large wooden table and dissected the merits of 49ers head coach Kyle Shanahan's offensive system and how it juxtaposes to and clashes schematically with Staley's defensive system — itself a mad scientist-escaped-from-the-laboratory amalgamation of Broncos defensive coordinator Vic Fangio's system. A dozen other coaches and league personnel sat on couches that were set up around the perimeter of the table, joining in the conversation and occasionally scribbling notes.

The young quarterbacks in the room stared wide-eyed at the coaches, their eyes darting back to Staley, who paced and gestured at the front of the room as he spoke about his background and offered advice on a player's journey to the NFL as well as a coach's. When the teaching portion ended and the quarterbacks left, film was turned on and the real chatter among the coaches began. The dialogue was respectful but rippled with electricity as they watched cut-ups of their teams clashing on a large screen positioned at the head of the table. Staley moved to one of the couches but would hop up to the table when the conversation got juicy, unable to help himself from quite literally jumping into the ideas presented.

That, as it turned out, was only the first part of his weekend. He also swung by a seven-on-seven tournament in Long Beach the next day. The Athletic caught up with him in between events to see how his first offseason as a head coach has gone, how he's developing relationships with his players — including, of course, collaborating with second-year quarterback Justin Herbert, the reigning NFL rookie of the year — what his approach to installing his plan in spring workouts has been and how he has set about planting the first seeds of his coaching philosophy as the Chargers prepare for camp on July 27.

Note: This conversation has been lightly edited for length and clarity.

You're about to jump into it. I know you've been preparing, and you had the draft and spring ball, but this is where it starts to get into the real year. Does it feel that way to you?

I think, from a head coaching perspective, that scheduling is really a big part of the job. I think that knowing how far in front of these things you have to be, from a planning and really from a performance standpoint — like some of these nontraditional weeks where you're going from a Sunday to a Thursday, a Sunday to a Monday, coming off a bye week, going into a bye week — some of that long-term planning and working with our coaching staff and our sports performance team and our personnel department, I think that makes you feel like, "Hey, this is coming. This is happening."

I pour a lot of time and energy into that because I want our players to know the reason behind everything we do. I feel like I put a lot of time and effort into organizing schedules, whether it's practice or installation or training camp — or some of these travel schedules, (like) going from a Pacific to an East Coast time slot where it's a 10 a.m. start time — and putting a lot of energy into that. That's been a big part of making it feel real. You're making these schedules because it's coming fast.

From a microscopic point of view, which is how I prefer to think about it, it's just about getting training camp off the ground. That's what's coming first. That's been a lot of fun for me. I feel like that's a sweet spot for me because I like being able to build things. That's been exciting.

What are a couple of moments in which you've started to see the building blocks you're stacking?

You know, over the summer, (safety) Derwin James had his first child. You know the depth of the relationship you have with him when he sends you the picture of that baby boy from the hospital. And at the same time, he's watching Washington Football Team film against the Rams! And, you know, asking questions about our game plan and what he's seeing on tape from them — while he's in the hospital. I think that shows you're maybe doing something right.

Just being able to connect with (receiver) Keenan Allen at the U.S. Open. I brought my brother in from Pittsburgh — he had just been named a partner at his firm — and so I surprised him with a trip out here to go to the third round of the U.S. Open. And being able to connect with Keenan at the tournament and walk the course with him and my twin brother, I think you have a strong sense of where you stand with a guy like that — how he has accepted you and where his frame of mind is — a guy who is one of the premier players in the game. Just so excited to compete with him. I feel like, in just a short amount of time, we've been able to get really close. Those are the things that I really, really enjoy.

With relationship-building being such a huge part of what you're doing now, how do you do that authentically?

I think you just do it slowly. I think you do it daily. I don't think it's ever one big moment, just a lot of little moments. I think it's just acknowledging everybody that you see and the small conversations that let everybody know that you're aware of them and who they are and listening to them.

We had Austin Proehl, who we signed (after the draft) from North Carolina, who is best friends with Mitch Trubisky (who Staley knew during his time in Chicago as an outside linebackers coach), who is from where I'm from in Ohio, and valuing him the same way that I do Keenan Allen and getting to know him. (Center) Corey Linsley, he had a baby a couple of weeks ago back in Columbus, and he was able to come back and forth during the spring. (His wife) Anna and my wife kind of got to know each other. So, you do the best you can with everybody and know that each relationship is different; it has a life of its own. And all you can do is make sure that you do the best you can with all of the people that you're with and knowing that they're all different. And the more you get to know them, you'll know how much or how little of a relationship you'll have with them. It can't be the same with everybody. ... But the fact that you have one is what's most important to me.

Really, I think (you can) learn a lot through your coaching staff. Your coaching staff can have a more intimate view of their position group. ... It's daily. That's a big part of your role as the head coach is to have the pulse of your team — not only your players but your coaching staff. It takes a lot of investment, and I'm sort of built for that. That's what I really like to do.

I even heard that offensive line coach Frank Smith moved his office so it's like an entry and exit point of the building for the linemen.

Yeah, we want to live the mission. We talk about "our way" being relationships and competition, and if that's going to be at the forefront of everything that we do, then each individual coach in their own way has to make that a big part of their own mission statement. I think why Frank is a special coach is that he understands how to connect with his guys. He understands what a dynamic group an O-line room is and how different all of these personalities are. And the best way that you can connect with people is being available — a great way to be available is to be with them.

Frank knows that sometimes when a player comes upstairs to a coach's office, he feels differently than when he's downstairs in a meeting room. It feels like a more welcoming environment where (they) can be themselves; (they) don't have to be sort of a manufactured self. You see that a lot in the NFL; people are putting on a front — they're playing a part in a movie — they're not necessarily being their authentic, full self. I think what (Frank) has done with our group is open himself up, and I think by doing that, it's opened them up. Now our lines of communication are open in a way that wouldn't be possible if he were upstairs all the time. They can stay later with him; they can come earlier. He has a central command center down there for them and with (assistant offensive line coach) Shaun Sarrett, and I think it's Frank's way of making the relationship part really big.

Do you think that helps, having multiple spaces like that where guys can just be around each other, learn about each other, understand each other — not just player to player but coach to player?

Yeah, and that's why I tell our coaches to go work out when the players are working out. I was like, "You'll be surprised what you can find out from observing them or being a part of a workout session where you can maybe talk about something just briefly that will end up helping your day out." I think a lot of people look down on that or laugh at me, turn their nose up, whatever. There's a lot of cynical people out there. What I encouraged our staff to do is to be around our guys if they're into what we're doing. ... If we can always stay current with them, then we're going to create a lot of solutions to these really tough problems that we're going to have. I don't believe in coaches hanging out together all day. I know that's not the way. The way is to be around your players as much as they can, and our coaches have kind of given life to that.

I shared a bunch of stories about when I was with (Rams star cornerback Jalen) Ramsey. I made a 90-play cut-up last March of him, from Florida State all the way to the 2019 Rams: good plays, bad plays, in the middle, press, off, tackling, effort, leadership stuff, his role for the Rams. On two hours, on a Zoom call in the beginning of the pandemic, that's where it started for us, because he knew that I was invested in his game. I shared with him, I said, "I don't think that I would be here without Jalen Ramsey." And it was a moment like that that led to a lot of other really big and small moments along the way that allowed him and us to have a great year — that let him know that you're thinking about him, that it's personal. I don't see how you can do this job if you don't make it personal. (Voice raises.) I just don't, Jourdan. I don't see how you can do it well.

I remember how collaborative your relationship with Jalen was, too.

I use that word — "express themselves" — because I mean it. It's a partnership. That's why I love the NFL. You have to make sure that that guy has a big voice in how you do things, because he can help you. He can see a lot of things that are happening out there that can really help you. You can say, "Hey, we can do this one of two ways." And then he makes the way that he wants work. We're always going to be wired that way. "We've got two really good solutions. What are you more comfortable with?"

I just think that's the best way to do business. And then you're always current during the week, and then when you get to the signal caller meetings that he and I had all the time, they were like quarterback meetings where he's ranking the third downs. "Hey, these are the coverages I like the best. This is where I want to be in the red area." So he's fully aware of why we're doing everything and there's no surprises for him on game day. I think that collaboration is ultimately why we had the year that we had. He had a huge impact on me.

And I want to tie that thread over to the other side because of your quarterback. If we're tying thread together, translating that type of collaboration over to Herbert, I imagine that's the most important thing you two can do is to collaborate in that manner.

A big part of it is that I know our offense. I know how we call things, I know why we call them that way, from a formation standpoint to a protection standpoint to a route concept standpoint, so I can speak his language on a day-to-day basis. And then, I feel like a big contribution from me is to help him identify defenses and how people play and what their rules are. "These are the personnel groupings that they play. These are their fronts they play, the coverages they play, the pressure packages they have. Here's a couple defenders who can tell you what's happening. Here's why it's happening." And offer him that second part of his education where, yeah, he's learning it from Joe (Lombardi) and Shane (Day). But I'm the checks and balances that offers him that other perspective — and a fresh perspective. And I think that with Justin, it's: "Do you prepare the path for the player or the player for the path?" And I want to prepare the player for the path, not the path for the player.

I don't want to make it easy for Justin; I want to make it right for him. And so on the front end, I'll say, "Hey, man, we're going to challenge you. We're going to push you." Because ultimately, I know that for us to be as good as we can be, (he) has to be the one running the show for us. And (him) just knowing that, as his head coach, I have his back and we're going to work through it during the week together and hopefully I can give him that full perspective where he can become a complete player.

When you guys talk, how do you talk to each other?

A lot of it is keeping it light, talking about our day to day. And I think that's where it starts: from a personal perspective. From a ball perspective. Just asking a lot of questions and being a part of the conversation and the dialogue. And he knows that my door is open and my cellphone is on for all of those things that come up for him. I think everyone wants to make it this big thing, but that's not how it is; they're little things. Little things that add up to the big things, and ultimately, that's where you know you trust one another — when it's not like (you're only reaching out over) big stuff. It's small stuff that happens over time.

I think, over the course of OTAs, what was awesome was being able to be in all of those quarterback meetings. I felt like Justin got a lot better. I felt like he learned a lot more about not only our offense but our defense. I could say, "Hey, this is why, offensively, we really like this. This is why we do this, because it's really good against this." When you can speak that part of the language, it's not like you're some sort of "defensive coach." You're just his coach. Right? And I think that's just a goal of mine was to establish, "I'm a coach. Not just a defensive coach." I'm his coach, just like I'm Derwin James' coach. And I've really enjoyed that.

Which phase of the on-field "building" process are you in right now?

We talked about in the springtime really trying to push it from an installation standpoint, to really introduce our football scheme, our technique and our situational foundation. What we wanted to do was teach our guys a lot of football and install a lot. We were not going full speed, so what we did was we two-spotted the field so that everybody on the team could be working. That was done intentionally so that everybody was developing. Not just part of the team; the whole team was developing. We didn't have to worry about the full speed of 11-on-11, the full speed of that, the anxiety, not to mention the health and safety stuff. What we were able to do was really install a lot more offense and defense. ... There's a lot of information that they're responsible for, so they have to come to the facility ready. They're responsible for a lot. So in a traditional OTA (practice), they may get 10 to 15 plays. Well, they were getting 65 to 75 plays that they were having to operate against a great offense or defense. If you just do the math on that, you're getting five times as many snaps every day.

On the front end, it was a lot harder for our players because we ended up installing as much defense as we had for the Green Bay playoff game (with the Rams). We ended up installing that much. But what it did was it introduced our players to what we do and why we do it. I think that our players, although it was challenging for them, they benefited greatly because now when it goes live in training camp, they know what to do because they've done it. There isn't anything they have not been exposed to from a baseline of installation, because at the end of the day, you just want these guys to be able to perform their best and express themselves, and then for you as a coaching staff to figure out what everyone is best at. We were able to establish our way of playing, and our guys are going to feel very confident in operating our systems in all three phases because we put a lot of stuff in. It wasn't smothering or overwhelming because the physical part wasn't a part of the equation. I felt like I got really good feedback from the players because we engineered this as a coaching staff first and then went to our (player) leadership council (about it).

As you saw last year with the Rams, I feel like we spent a lot of time thinking about how to build things. Like, a lot of time. Like, way more time than you could ever imagine. And I feel like that's why it usually works out OK. I think if you build things properly, you're going to be more prepared for all of the things you're going to (experience) in the league.

Mom's influence inspires ex-Flyer's meteoric rise to NFL head coach

*By Tom Archdeacon
Dayton Daily News
January 24, 2021*

The Dayton Flyers — who'd been on a 14-game winning streak — had suffered a heartbreaking, 33-28 loss to Valparaiso at Welcome Stadium.

Brandon Staley, UD's option quarterback, had thrown for 280 yards and two touchdowns, ran for 86 yards and another score and nearly orchestrated the comeback when he drove the Flyers the length of the field in the final minutes, only to have four straight passes fall incomplete in the end zone.

After the game, he had gone around the dressing room consoling several of his teammates, but before he would talk to me he said he had to step outside to make a phone call.

As he did after every game in that 2003 football season, Staley called his mom, Linda, who was back home in their small Lake County town of Perry.

She was too ill to be at the game, but as she'd tell me that evening when we spoke, listening to the radio broadcast of the Flyers' game and especially hearing her son's voice afterward was "some of the best medicine I can get now."

A longtime English teacher, she'd been diagnosed nine years earlier with breast cancer and by that late October game things had gotten "pretty tough" for her Brandon said.

Linda didn't hold back when we spoke.

"I had three chemo treatments a week ago and I feel OK, but I don't have much energy now," she said quietly. "My cancer has metastasized to my liver and I know it's kind of scary for my boys now. They know it can be brutal.

"But Brandon knows how much I look forward to Saturdays: Listening to what he's doing out there on the field, hearing them say his name, knowing he's on the Dean's List at school, it makes me so proud.

"Saturdays I have a smile on my face."

Less than four months later — on Valentine's Day 2004 — Linda Staley passed away. She was just 46 and left three sons and Bruce, her husband of 23 years. After that emotional call back home following the Valpo game, Brandon had talked about his mom:

"You could never tell what she's fighting through because... she never gives in, never gives up."

"I draw on her strength every day. She's my inspiration."

Now, fast forward 17 years and 3 months to this past Thursday afternoon, and you heard Staley say almost the exact same thing about his mom when the Los Angeles Chargers formerly introduced him at press conference as their next head coach.

"She was an inspiration to me as a player and she is an inspiration to me as a coach and as a father and as a husband," he said on the Zoom call. "There's no possible way I would be here if it weren't for her."

Many football observers were surprised by what some called the "meteoric rise" of the 38-year-old coach. He has been in the NFL just four years. Five years ago he was an assistant coach at John Carroll University, the Division III school on Cleveland's east side.

Before he was hired last Sunday to replace Anthony Lynn, he'd never been a head coach at any level.

The Chargers interviewed five other candidates, but Staley – who had spent the past season as the defensive coordinator on Sean McVay's Los Angeles Rams staff and made the defense No. 1 in the NFL – was impressive in their interviews, said John Spanos, the president of football operations:

"He's the son of a teacher and he's the son of a coach. One of my favorite parts of the first time we sat down with Coach Staley was when he said, 'People ask me what coaching tree I consider myself a part of.'

"This is a guy who coached with some great minds in football. He worked with Vic Fangio. He coached with Sean McVay. But he says, 'I'm part of the Bruce and Linda Staley coaching tree. That's my coaching tree.'

"And I think that says a lot about Brandon. It says a lot about his character, his values and who he is."

Back in 2003, Linda talked to me about football and her family: "Football is important to our whole family. Actually, we're pretty nuts about it."

That October day had been proof. While Linda was at home, Bruce was at Mercyhurst College where Brandon's twin brother Jason was a linebacker. It was Parents Weekend so he belonged there, but he wanted to know everything that was happening with Brandon, too.

"My husband and I had a phone call going and when Dayton was on offense, I'd hold my phone up to the Internet broadcast so Bruce could listen on his cell phone," she laughed. "I got pretty animated, so I don't know what he actually heard."

That spunk his mom showed that day was something Brandon would draw on four years later – in 2007 – when he was a grad assistant at Northern Illinois and a grapefruit-sized tumor was found on his right lung. By then he'd lost his mom and aunt to breast cancer and his high school coach to the disease as well, but his dad had overcome thyroid cancer and would do the same (recently) with prostate cancer.

Brandon was diagnosed with lymphoma and when the season ended he returned to Cleveland to undergo chemotherapy. He returned to NIU for spring football, then went back home to finish his six months of chemo.

When the next season began, he drove regularly to Chicago for six weeks of radiation.

His scheduled his treatments at 7 a.m. so he could get back to campus in time for afternoon practice.

"When I went through my cancer journey...I thought of it as a chance to really bring out the best in me," he said Thursday. "I think when you get to the other side of it, there is an energy, a strength. There is a feeling you can do anything you dream of."

"And that's just what I've been trying to do every day since."

'I never would have been able to do it alone'

"He's what I'd call a typical Dayton Flyers football player," said Mike Kelly, who was UD's celebrated head coach back then and today is an assistant athletics director at the school. "He came from a smaller school, was multi-talented and an outstanding student."

After a stellar career at Perry High School, he was redshirted his first year at UD and the following season he was a backup. Finally, in his third year – that 2003 season – Staley won the starting job and guided the Flyers through a 9-2 campaign.

In 2004, the Flyers had added Kevin Hoyng from Coldwater. He'd go on to become the program's all-time leader in career passing yards completions and touchdowns, but that season he and Staley split the starting duties. Although he graduated after that season, Staley still has a year of eligibility left.

"He knew he was going to be in a serious battle with Kevin, but we probably would have played both of them again," Kelly said. "Like any young man, he wanted the spot himself, but we couldn't guarantee that."

He decided to transfer to Mercyhurst, whose quarterbacks' coach was former Flyers assistant Joe Lombardi, now the QB coach of the New Orleans Saints.

It hadn't been easy for Staley to leave Dayton, especially because of the way people reached out to him when his mom died.

"We brought two busloads of players – maybe 50 or 60 guys – up to the funeral," Kelly said. "It was a very emotional time for Brandon and his family."

Staley reflected on that Thursday: "I never would have been able to do it alone."

But in going to Mercyhurst, he became the starting quarterback, got to play with his brother and was a lot closer to his dad since Perry was just 70 minutes away from the Erie, Pa. campus.

His dad had been a longtime high school coach and that's something that always intrigued Brandon.

"I started drinking coffee in the first grade and reading the sports page," he laughed. "I wanted to be just like my dad."

'The best teacher I've ever seen'

During spring football drills in 2003, Staley registered the highest vertical jump on the UD team. And in landing now with the Chargers, it's evident he hasn't lost his hops as a coach.

"I've been around for three decades coaching and every once in a while a young, bright guy who sees the game globally comes around," Ed Donatell, the Denver Broncos defensive coordinator and a two-time Super Bowl winner, told the Denver Post. "(Staley) sees offense, defense, special teams and he knows how they work ... It's an extraordinary job of teaching (to get the Rams defense atop the NFL.) He's a young, bright mind that sees it all and can communicate with people."

After starting out as a defensive assistant at Northern Illinois, Staley became a defensive line and special teams coach at D-III St. Thomas University in Minnesota, then spent two seasons at Hutchinson Community College in Kansas and year as a grad assistant at Tennessee.

In 2013 he was hired as the defensive coordinator at John Carroll. He made a one-season detour to James Madison, then returned to John Carroll. In 2016, he planned to join JCU coach Tom Arth at Tennessee-Chattanooga when Vic Fangio of the Chicago Bears called.

Two seasons later he followed Fangio to Denver and last season he was hired by McVay, whose granddad, John McVay, had been the Flyers coach for eight seasons in the 1960s and '70s and later, as San Francisco's VP and director of football operations, helped lead the 49ers to five Super Bowl titles.

"I hardly know anything about professional football, but what amazes me is it's such a tight knit group of people," Kelly said. "There's a lot of networking."

And the Dayton Flyers are now a part of that network. When he was 30, Sean McVay – who went to Ascension School in Kettering – became the youngest head coach ever in the NFL. At 33, he was the youngest Super Bowl coach.

Part of his grandpa's staff at UD was Jim Gruden, whose son Jon would be a back-up quarterback for Kelly's UD teams in the 1980s and later won the Super Bowl as the Tampa Bay Buccaneers coach. He now coaches of the Las Vegas Raiders. Before him, Chuck Noll, the former Flyers lineman of the 1950s, won four Super Bowls as the Pittsburgh Steelers head coach and is enshrined in the Pro Football Hall of Fame.

Jon Gruden now has Austin King, a former Flyers assistant, on his staff. And this evening former Flyers' center Terry Heffernan will help coach the Buffalo Bills line in the AFC title game against Kansas City.

Thursday somebody noted to Staley that he'd now be facing fellow Flyer Gruden twice a year in the AFC West. While he praised Gruden – "he's as good of a football coach as there is" – he also got in a puckish tweak: "We were both quarterbacks at Dayton, but I'll tell you that I was a little better quarterback than he was."

The Chargers hired him because of the way they believe he'll relate to his players and Staley was quick to give props to his mom for that:

"She was the best teacher I've ever seen. She had an amazing ability to listen. People just felt they could be themselves with her. She could really bring out the best in them ... I think seeing that up close when I was a kid, I saw the power in that. And certainly I've tried to embody a lot of that now as a coach.

"So even though my mom's not here, she's with me."

Once he lifted her. Now she lifts him.

Los Angeles Chargers' new coach Staley played quarterback for Mercyhurst University

*By Mike Copper
Erie Times-News
January 23, 2021*

Mercyhurst University football coach Marty Schaeztle likes to have his former players speak to current ones.

Schaeztle, who's run the Lakers' program since 2002, said it provides them a sense of what's possible to achieve once their playing days are done.

Brandon Staley, a quarterback for the 2005 Lakers, was among those who talked via teleconference to members of the 2020 team last spring.

Staley did so as the then-new defensive coordinator for coach Sean McVay of the Los Angeles Rams.

"It was nice for the players to hear about the challenges Brandon was having with COVID-19, while at the same time trying to install a defense around All-Pros like (Aaron) Donald and (Jalen) Ramsey," Schaeztle said. "I liked it because I think he realized we (Mercyhurst's coaches) were having the same sort of issues. I know our players certainly appreciated hearing him on that call."

The Lakers didn't know it at the time, but they were conversing with the same Brandon Staley who would go on to be hired by the Los Angeles Chargers as their new head coach last week. He'll take over SoFi Stadium's other NFL tenant as he leaves the Rams.

Schaeztle said he texted Staley, who turned 38 last month, throughout the Rams' 2020 season, which ended with their loss at Green Bay during last weekend's NFC divisional playoff round.

Schaeztle does hope to speak with Staley once the Perry, Ohio, native is better situated in his new job.

"This is exciting for our whole program," Schaeztle said, "but I think the most fun for me has been to see Brandon's former teammates being excited for him on social media. He played with a special group of athletes on the 2005 team. The seniors were part of my first (recruiting) class. They've all been very successful in their professions, and this is just another guy doing a great job in his profession."

Staley takes over for Anthony Lynn, whom the Chargers fired after they missed the playoffs their past two seasons. However, they seem positioned to have a better future based on the 2020 performance of rookie quarterback Justin Herbert, who set numerous NFL rookie passing records.

Staley's background could benefit Herbert, the sixth overall pick in last year's NFL draft.

Road to Mercyhurst

Staley played for Dayton (Ohio) University, where he started at quarterback for the Division I Flyers in 2003-04. He had one season of eligibility left when he graduated and, knowing twin brother Jason also had one season left with the Mercyhurst football team, joined the roster as a graduate student.

The Lakers, then members of the former Great Lakes Intercollegiate Athletic Conference, finished 2005 at 3-7 overall. Their losing record was due in part to a rash of injuries that included starting quarterback Mitch Phillis.

Staley dutifully filled in behind center when needed. He passed for 744 yards and six touchdowns and ran for another 173 and one score.

"The greatest thing he did that year was he came in on a team with fourth-year seniors," Schaeztle said. "They had something among themselves, but Brandon managed to fit in immediately. He understood the big picture, with some help from Jason. He amazed everybody."

"That's when I could tell he could do very well in (the coaching) profession because he knew about relationships."

Illness and adversity

Staley has gone from backup quarterback at a Division II program to NFL head coach before the age of 40.

While Staley's ascension was relatively swift, it wasn't without personal adversity.

Cancer has been an ominous presence throughout most of Staley's life. His mother, Linda, died from breast cancer in 2004 and his father, Bruce, recently recovered from prostate cancer.

Brandon Staley also is a cancer survivor. He was a graduate assistant at Northern Illinois in 2006, the year after he played for Mercyhurst, when he was diagnosed with Hodgkin's lymphoma.

Staley discussed his family's plight during the Chargers' news conference Thursday.

"When I went through my own cancer journey, six months of radiation, I looked at it as a chance to compete," he said. "I thought it was a chance that could really bring out all the best in me. I think when you get to the other side of it, there's an energy. There's a strength. There's a feeling that you can do anything that you dream of, and that's what I've been trying to do."

Staley's initiative saw him rise from Division III assistant to NFL head coach in five years. He was the defensive coordinator for Ohio's John Carroll University when he was hired to coach the outside linebackers for the 2017 Chicago Bears.

Staley held that same position with the 2019 Denver Broncos. Despite the small coaching sample size, McVay heard enough talk and saw enough game video to hire him as the Rams' defensive coordinator for this past season.

Under Staley's guidance, the Rams led the NFL in total defense, passing defense and scoring defense.

Now, it's Staley who will do the hiring and fill out a staff for the 2021 Chargers.

Switching sides

Schaeztle said it's not as unusual as it sounds for someone who competed on one side of the ball as a player to excel at coaching on the other.

That Staley was a quarterback but made his rise through coaching ranks mostly on defense more plausible.

"There are certain positions in other sports, be it a point guard (in basketball) or a catcher (in baseball), where you need to understand the game as much as possible to be successful," Schaeztle said. "Playing quarterback all those years, Brandon probably built up an understanding of defenses and what gives (offenses) problems. There's no doubt that helped him, especially in his college (coaching) career."

As for Staley fulfilling his goal of becoming an NFL head coach, Schaeztle was unsure if that would happen.

But he also guessed, based on his one season at Mercyhurst, there were few reasons why it couldn't.

"Brandon was doing a very good job coaching at the Division III level," Schaeztle said, "but he made up his mind that he wanted to give coaching in the NFL a shot. Once he got in with Chicago, it didn't surprise me that he would be successful at that level. The key is always to get that break."

"Brandon had it in him because he has such passion for the game."

Los Angeles Chargers coach Brandon Staley makes sure to connect with QB Justin Herbert

By Shelley Smith
ESPN.com
January 21, 2021

New Los Angeles Chargers coach Brandon Staley made sure he didn't take too long to introduce himself to quarterback Justin Herbert, but priorities are priorities.

"I called him on my way back home," Staley said about who he contacted first when he learned Sunday that he would be the Chargers' head coach. "I promise I called [wife] Amy first, but then I called Justin because I wanted him to hear my voice. And I wanted him to know about my family ... and then I just wanted to listen for a little bit. Wanted him to hear my energy, maybe see a little bit of vision of what I have for what we want to get accomplished together."

The 38-year-old Staley said he FaceTimed with Herbert on the way to the Costa Mesa facility Thursday for the introductory news conference "because I wanted him to see us before our big day."

Staley was the coordinator for the Los Angeles Rams' top-ranked defense. And while he wouldn't go into specifics as to what he's looking for in an offensive coordinator or offensive scheme, the former college quarterback has an understanding of what it takes on both sides of the ball.

"I'm looking for somebody with character and capacity and that can lead our staff and be part of our vision for how to get the best out of our players."

Staley did say he would be making the defensive calls and hopes to have a staff in place "in a few weeks."

Chargers general manager Tom Telesco was asked why he hired a guy with so little NFL coaching experience, including zero on the offensive side.

"Having his background, coming up in high school and college on offense. I think that helps," Telesco said. "I'm watching the Baltimore and Buffalo playoff game and one coach [Sean McDermott] had a defensive background and the other [John Harbaugh] had a special-teams background. And they both have young quarterbacks and they're both doing very well."

"There are different ways to do this," said Telesco, adding that Staley's brain is "very sharp."

Chargers' new coach Staley looking to connect with Herbert

By Joe Reedy
Associated Press
January 21, 2021

COSTA MESA, Calif. — Brandon Staley's first phone call after he accepted the Los Angeles Chargers head coaching job Sunday was to his wife, Amy. His second was to franchise quarterback Justin Herbert.

On Thursday, right before he was formally introduced as the 17th head coach in franchise history, Staley and his family video chatted with Herbert.

"You have to earn the players' trust and there's not a bigger person whose trust we need to earn than Justin's," Staley said.

The 38-year old Staley becomes a head coach after one season as the Los Angeles Rams defensive coordinator and only four years as an NFL assistant. He also fills what was considered by many to be the most attractive of the seven head coaching openings this offseason. There is plenty of talent on both sides of the ball, including Herbert, who is favored to win AP Offensive Rookie of the Year honors.

Staley replaces Anthony Lynn, who was fired on Jan. 4, two years after the Chargers reached the AFC's divisional round. Los Angeles posted two straight losing years, including 7-9 this past season.

It is also not lost on Staley that his rapid rise from being a defensive coordinator at Division III John Carroll to leading an NFL franchise in five years is a surprise.

"It doesn't make sense to a lot of people. I know that, but every day that I was coaching at John Carroll, James Madison, Hutchinson Junior College, I was envisioning going against Tom Brady or Aaron Rodgers or Russell Wilson," he said. "I was studying the NFL and trying to become as good as I could be to compete in this league, because that was always a dream of mine, and I think that those experiences have uniquely shaped me."

General manager Tom Telesco said that even though Staley might be lighter compared to others in NFL experience, his strength in other areas more than made up for it. Even though Staley has coached defense for 15 years, including 11 in college, he did play quarterback at the University of Dayton.

Telesco also said the one quality that stands out about Staley is his maturity.

"There were no buzzwords, no platitudes. It was just very to the point. A lot of substance was answered, so that really stood out," Telesco said. "You would also like to have a high level teacher and communicator. You're seeing the communication part right now. You'll see the teacher part more and when we get on the grass."

Telesco added that Staley's staff might include an assistant with head coaching experience to help in the transition.

When it comes to Staley's on-field vision, he is looking to create an offense that plays to Herbert's strengths. Herbert set a rookie record with 31 touchdown passes in 15 starts as well as having eight 300-yard games,

"We don't want to impose a system on him, but create one for him that uniquely shapes to his skill set because he is unlike anybody in the NFL, you know he's his own person," Staley said. "I think that my background as a player, my background as a defensive coach, I think that we'll be able to shape that in a really special way. I was so excited to convey in the interview, and the specifics of that were a real highlight for me."

Staley is also hoping to apply the same agility and flexibility to his defense. He said he will continue to call the defense despite being the head coach.

"I think that's what I wanted to express in the interview is that we want to put people in conflict," he said. "We want to use multiple groupings to take advantage of our players. We want to play with different tempos to put teams in a real bind. People talk about complimentary football, you know, that's how you do it is you have offense, defense, and the kicking game as mirror images of one another."

Staley is the third assistant under Rams coach Sean McVay to get an NFL head coaching job, joining Green Bay's Matt LaFleur and Cincinnati's Zac Taylor.

He was one of six candidates to interview. The Chargers also interviewed offensive coordinators Brian Daboll (Buffalo), Eric Bieniemy (Kansas City), Jason Garrett (New York Giants) and Joe Brady (Carolina), as well as Indianapolis defensive coordinator Matt Eberflus.

Telesco and Staley are hoping to fill the coaching staff within the next couple weeks. Staley was hoping to interview Rams offensive coordinator/quarterbacks coach Kevin O'Connell, but the request was blocked because it is considered a lateral move. Pep Hamilton was the Chargers quarterbacks coach this past season and has been in the running for offensive coordinator openings throughout the league.

Brandon Staley, Chargers coach? Those who know him know why he 'skyrocketed' to top

By Jeff Miller
Los Angeles Times
January 18, 2021

To understand how quickly Brandon Staley reached the status of Chargers coach, consider this:

The team has been in Los Angeles longer than he has been in the NFL.

Staley joins the Chargers after only four years in the league and one season as a coordinator. He coached outside linebackers in Chicago and Denver before overseeing the Rams' No. 1-ranked defense this season under Sean McVay.

"I knew that he could be a D-coordinator," said cornerback Chris Harris Jr., who played in Denver until joining the Chargers this season. "I knew that he should be a D-coordinator. But just to see how fast he's skyrocketed, I mean, that's pretty amazing."

Harris spent nine years with the Broncos, including 2019 when Staley was on Denver's staff. He praised Staley's football knowledge, willingness to listen to players and ability to build relationships. He predicted that teammates will love their new coach and called the situation "a great fit."

"I'm so happy, so excited for him," Harris said. "He's a guy who's very smart, knows the game of football. He took it to another level this year with the Rams. I'm excited to see what he can do with us."

Harris said he and Staley already have spoken, their discussion even going into detail about expected defensive scheme changes. With the Rams, Staley ran a 3-4 as opposed to the 4-3 the Chargers have been employing.

This is the first head coaching job at any level for Staley, 38, who spent 11 years as a college assistant before going to work for the Chicago Bears in February 2017. Six weeks earlier, the Chargers had relocated from San Diego.

During his first season as coach of the Rams, McVay was seven years younger than Staley is today. But by that point, McVay had been in the NFL as an assistant for eight years.

The man who gave Staley his first coaching job said he knew "from the word go" that Staley would be a success. But Joe Novak said no one on that 2006 Northern Illinois staff could have envisioned Staley becoming an NFL coach just 15 years later.

Even less likely, Staley's stops en route to the Chargers were rooted in anything but Power Five football conferences. Among other places, he worked at a Division III school in Minnesota and a community college in Kansas.

Staley established himself as a defensive coordinator with one season at James Madison, a Football Championship Subdivision school, and three at John Carroll, another Division III university.

"I knew he could be good," said Novak, who is retired. "I thought he had all the traits you're looking for. But to go from John Carroll to the Chargers in five years is pretty darn hard to do. I don't think you'll find anybody else who did that."

John Carroll is the school where Chargers general manager Tom Telesco played in the 1990s. Telesco and the Chargers selected Staley from a group of candidates with much more NFL experience, mostly as coordinators. The team also interviewed Jason Garrett, who spent 9½ years as Dallas' coach.

In the end, the Chargers opted for the choice they must believe has more of an NFL future than an NFL past.

The move to hire Staley on Sunday night was met with surprise around the league, in part because Buffalo offensive coordinator Brian Daboll was believed to be a favorite for the position, but also given Staley's relative inexperience. He was a candidate for the openings that remain in Philadelphia and Houston but instead landed a job considered to be one of the most attractive of this hiring cycle.

Staley spent his first three seasons in coaching as a graduate assistant working with the Northern Illinois defense. As a player, he was a quarterback, first at Dayton and then at Division II Mercyhurst University in Pennsylvania.

That combination of knowledge on both sides of the ball is expected to be vital for Staley as he moves into the unfamiliar position of overseeing an entire team.

"He's going to be so easy to work with," Novak said. "The players will love him. And he can coach too. That's a nice combination. He knew back at NIU where he was headed. You don't always find that in people that age."

With the Rams, Staley was armed with All-Pros in lineman Aaron Donald and cornerback Jalen Ramsey. His defense finished first in the NFL in points and yards allowed.

Harris explained that the more impressive thing Staley did this season could be seen in the performances of the other Rams, those defenders who emerged unexpectedly.

"They have a lot of talent over there," Harris said. "You know what you're going to get out of Ramsey and Donald. But you have a lot of no-name players, guys that you've never even heard of, who made a lot of plays on that team too."

Staley is scheduled to meet with the media Thursday for the first time since accepting the job. Along with reaching out to his new players, he is assembling his staff, one that could include current offensive coordinator Shane Steichen, though no announcement has been made.

Multiple reports Monday indicated Staley would be hiring Las Vegas' Frank Smith to be his run game coordinator. Smith has been the tight ends coach for the Raiders the last three years.

Novak said Staley's lack of ego will allow him to bring in assistants who can best supplement his skill-set. He said Staley's personality and energy will be infectious and effective.

"You spend a half-hour with him and you'll know what I'm talking about," Novak said. "You just know. With that kid — he's still a kid to me — you just know. He's got all the qualities."

Chargers head coach Brandon Staley is still in his heart a Perry Pirate

By Jeff Shudel
The News-Herald (Willoughby, Ohio)
June 16, 2021

Get out the welcome banners; Brandon Staley is headed home for the first time in two years.

Staley's feet and head are in California as the first-year head coach of the Los Angeles Chargers. His heart is where it has always been — Perry, Ohio.

Staley, a graduate of Perry High School and the University of Dayton, exudes enthusiasm when he is in front of his players and when he is in front of the media, as he was on Zoom June 16 when the Chargers wrapped up their mandatory minicamp.

Most of the questions directed to Staley were from beat writers covering the Chargers, but the 38-year-old former John Carroll defensive coordinator also took time to talk about his roots and the influence the late Bob Ritley had on him as the Perry head coach. Staley played quarterback for the Pirates.

"Coach Ritley was a special, special man," Staley said. "I don't think I ever met a player, a teacher, a coach or someone that had contact with him that didn't revere him."

"When you were in the presence of him you felt different. You felt special. He had that special way about him. He got the essence of football. He got the essence of teaching. I think that's why we all loved playing for him so much. He had the same staff for over 20 years."

The more Staley talked about the Perry days, the more excited he became.

"All of us that were fortunate enough to go to school there, we all played for the same coaches. We had a lot of stability, a lot of continuity growing up."

"Certainly, I was able to see what a head coach should look like — a leader. A person that not only was a great football coach, but the type of leader and connector within the community. He could have a conversation with anybody and you would feel better about yourself."

"Certainly, I miss him. I've been able to keep in contact with his wife and son Tim, who was a heck of a player growing up. He played at the University of Akron."

"There's nothing like home. That place means a lot to me. I'm actually going back there for the first time in two years in a couple days. Coach Ritley meant an awful lot to me."

Staley has not stayed in one place long since his coaching career began in 2006 as a graduate assistant at Northern Illinois. He made stops at St. Thomas in 2009 (defensive line coach/special teams coach), Hutchinson in 2010-11 (associate head coach/defensive coordinator), Tennessee in 2012 (graduate assistant) John Carroll in 2013 (defensive coordinator/secondary coach), James Madison in 2014 (defensive coordinator/linebackers coach) and then back to John Carroll in 2015-16 as defensive coordinator/secondary coach to end his college coaching gigs.

Staley coached the Bears outside linebackers in 2017-18 and the Broncos outside linebackers in 2019.

It was impossible for Chargers general manager Tom Telesco (a John Carroll graduate) to not take notice, considering in 2020 Staley was defensive coordinator of the Los Angeles Rams, who finished with the top-rated defense last season.

“He’s a genius,” Rams cornerback Jaleel Ramsey told Sports Illustrated when the Chargers hired Staley. “He’s smart. He knows how to use his players, and works well to put his players in position to make plays or have impact on the game.

“He knows how to get the best out of people. He knows how to calm people down and keep us going throughout the games. I just think he’s great. There’s literally nothing negative I can say about him. I think he would be an amazing head coach.”

The second stint with John Carroll was the launching point for the success that followed, Staley said on the Zoom call. The 2016 team beat Baldwin-Wallace, 17-10, in a defensive struggle in the second game of the season. The Blue Streaks went on to beat powerhouse Mount Union and then won three games in the Division III playoffs before bowing out in a national semifinal at Wisconsin-Oshkosh, 10-3.

“Anybody that knows me knows John Carroll is the place that really shaped me,” Staley said. “I think that’s where I discovered myself as a leader and a coach. I kind of hit a sweet spot there.

“The people at John Carroll — that place — the players, the coaches, the administration, the professors — that campus community meant a lot to my wife and me. Those players are a big reason why I’m here today. There are too many to name, but that experience with (then John Carroll head coach) Tom Arth was one of those really impactful experiences for me. That’s where I really found my rhythm as a coach.

“That team we had in 2016 was the best team in school history. It’s one of the best defenses I’ve ever been a part of. That whole process started in 2013. The 2016 team was the end of the run we had. It’s such an example of what you can do when you have special people in place.”

If all goes well with the Chargers, Staley’s nomadic life as a football coach is at an end.

JOE LOMBARDI

Chargers offensive coordinator Joe Lombardi believes the wait was worth it

*By Gilbert Manzano
Orange County Register
August 7, 2021*

COSTA MESA — Chargers offensive coordinator Joe Lombardi has noticed the close friendship between quarterbacks Justin Herbert and Chase Daniel and compared them to the 1988 comedy film “Twins.”

Herbert and Daniel are an odd pairing visually because Herbert is six inches taller, but they complement each other as quarterbacks, according to Lombardi.

It’s a perfect pairing between an emerging starting quarterback and a vastly experienced backup.

“You know, it’s really like having another coach in the room,” Lombardi said about Daniel, a 13-year veteran. “It kind of looks like Arnold Schwarzenegger and Danny DeVito in ‘Twins’ when they’re standing next to each other, but it’s great having them.”

The quarterbacks are one of many reasons why Lombardi decided to join the Chargers this year as the offensive coordinator.

Lombardi waited five years before returning as a play caller because he wanted the perfect situation to redeem himself after a short stint as the Detroit Lions’ offensive coordinator in 2014 and 2015.

With a star quarterback in Herbert, a revamped offensive line with an All-Pro center in Corey Linsley and an abundance of playmakers with wide receiver Keenan Allen and running back Austin Ekeler, the Chargers qualified as a perfect situation for Lombardi from a personnel standpoint, but it was his close relationship with Chargers coach Brandon Staley that got him to leave New Orleans after five years as their quarterbacks coach.

Lombardi coached Staley in college when Staley was the quarterback for Mercyhurst University in 2005.

“I really enjoyed my time in New Orleans and was happy there, but you know, my history with Brandon and this organization, I was real excited for the opportunity,” Lombardi said. “I’ve got a lot of experience with (Chargers offensive line coach) Frank Smith from our time in New Orleans. So it’s been very seamless, and it’s a good group.”

Lombardi was familiar with the Chargers’ roster after the Saints’ scrimmages against the Chargers in Costa Mesa between 2017 to 2019. He got a close look at Allen, who’s regarded as one of the best route runners in the NFL.

“As advertised,” Lombardi said about working with Allen. “There’s not better. He’s just always open, just one of those guys. Even when you look at the script and you look at the defense versus the route, and you think, ‘Oh, they’ll probably have him covered,’ but they don’t necessarily. He’s just a fun guy to be around. He’s always positive and has good energy. It’s been great.”

Allen compared Lombardi’s offense to what former Chargers offensive coordinator Ken Whisenhunt ran with quarterback Philip Rivers. He said it’s an elevated version of the West Coast offense, one that will allow him to play more freely.

“Just a step up where I’m allowed to play free and play my game,” Allen said. “The fact that I was in that offense and with Phil for so long, I’m able to translate it into this offense.”

Lombardi said his new offensive system will be a blend from what he ran with the Saints for many years, but with heavy input from Staley, Smith and quarterbacks coach Shane Day.

Lombardi said it didn’t work in Detroit with quarterback Matthew Stafford and wide receiver Calvin Johnson because he was focused on replicating Sean Payton’s system with the Saints.

With another opportunity to call plays, Lombardi is allowing his perfect situation to have plenty of say in building the Chargers’ offense.

New Chargers coordinator Joe Lombardi looks to build offense around Justin Herbert

By Jeff Miller
Los Angeles Times
January 26, 2021

His first shot as an NFL offensive coordinator lasted 23 games.

Joe Lombardi now has a second chance and plans to apply a lesson learned in 2014-15.

"Just having the flexibility to adjust a little bit better maybe than we did back then," he said Tuesday in a videoconference. "That's the biggest thing, just the flexibility to adjust as things aren't like you're used to them being."

Lombardi, 49, was hired this week by new coach Brandon Staley to oversee a Chargers offense that features one of the NFL's bright young quarterbacks in Justin Herbert.

Seven years ago, he joined Jim Caldwell's staff in Detroit for a tenure that turned out to be rocky and failed to meet expectations. Lombardi was fired seven games into the 2015 season.

He had spent the previous seven years with New Orleans, first as an offensive assistant and then as quarterbacks coach. Lombardi suggested Tuesday that he had become too rutted in the Saints' way of operating.

His two Lions teams had a difficult time running the ball and in pass protection, which led to Matthew Stafford struggling despite the presence of receivers Calvin Johnson and Golden Tate.

After being dismissed by Caldwell, Lombardi returned to New Orleans, where he spent five more seasons as quarterbacks coach before the Chargers called.

Now, he's in a position where, like Staley last week, he's touting the idea of building a scheme around Herbert rather than forcing the quarterback into a predetermined system.

"I'm comfortable with whatever our guys are good at," Lombardi said. "Man, if it's something the quarterback thrives in, then that's what we're going to want to do."

For Herbert, Lombardi explained that could mean more up-tempo and no-huddle next season. The Chargers tried both this season but with no sustained commitment.

In college, Herbert flourished in an offense that never huddled and operated almost exclusively from the shotgun. Lombardi said he will go back to Herbert's days at Oregon to tap into what the 22-year-old does best.

"He's got a skill set that is elite," Lombardi said. "It appears there's nothing he can't do. He's got an incredibly strong arm, good accuracy. He's very athletic. Sounds like he's a real smart guy that's a good leader."

Along with directing the Chargers' offense, Lombardi is expected to continue developing Herbert after a season that made him the favorite for the NFL's offensive rookie of the year award.

Having spent 12 of the previous 14 years working with Drew Brees, Lombardi said the future Hall of Famer's commitment to detail and exhaustive preparation are two qualities he can pass along to Herbert.

He said that in New Orleans, Brees' influence could be seen in the Saints' other quarterbacks, specifically how they followed his example. He called Brees' traits "coachable."

Lombardi's familiarity with Herbert dates to preparation for last year's draft. He said he began paying closer attention during the season as Herbert gained league-wide exposure by the week.

The Chargers lost to Saints in mid-October, 30-27, in overtime. Herbert finished 20 for 34 for 264 yards and four touchdowns, an effort Lombardi noticed even as he was more focused on Brees.

"I've seen enough to know I've got no questions about his abilities," Lombardi said. "If you lined up all the quarterback skill sets in the NFL, he'd be at the very top with a couple guys."

After a season in which the Chargers offense on occasion lacked aggressiveness, Lombardi said that although game situations sometimes dictate otherwise, he leans toward leaving the offense on the field if there's an opportunity.

"I always say, 'What would I want if I'm on the other sidelines?' " Lombardi said. "I always feel like when a team's going for it on fourth down [it's] like, 'I wish they were just punting it.' So, yeah, I'm a big fan of going for it on fourth down."

Lombardi said he was drawn to the Chargers' job mostly because of his relationship with Staley. In 2005, both were at Mercyhurst University, Lombardi as offensive coordinator and Staley as quarterback.

He also said he is not surprised Staley received a head coaching job after only four seasons in the NFL. Lombardi recalled a conversation the two had a few years ago about Staley making it to the league as a coach.

"I said, 'Look, you'll get your chance, and I bet you you'll be a head coach in five years,' " Lombardi said, smiling. "Pretty sure I called that one a long time ago."

Chargers' Joe Lombardi eager to build an offense around Justin Herbert

By Gilbert Manzano
Orange County Register
January 26, 2021

Brandon Staley observed from the back of the room while Joe Lombardi instructed the New Orleans Saints' quarterbacks, including Drew Brees.

Nearly 12 years before Staley asked Lombardi to be his offensive coordinator with the Chargers, Lombardi invited his former quarterback turned coach to a training camp visit as the Saints embarked on their Super Bowl season of 2009.

"I'd bet you that he's watched every single game we've played on offense here in New Orleans since then," Lombardi said Tuesday about Staley, who at the time coached defensive linemen and special teams at St. Thomas, a Division III program in Minnesota. "Just (Staley's) familiarity with me and what we've done here (in New Orleans), it makes it such an easier transition."

If Lombardi's guess about the recently-hired Chargers head coach is true, then Staley has watched more than 160 Saints games from the past decade.

On Monday, Staley hired Lombardi as the Chargers' new offensive coordinator. Lombardi spent 12 seasons on Sean Payton's coaching staff during two stints in New Orleans — 10 overall as the quarterbacks coach, including the past five seasons.

Lombardi, 49, said he had interest in other coaching jobs since the Detroit Lions fired him as the offensive coordinator in 2015, but he wasn't going to jump at any opportunity. It needed to make sense and familiarity was important to him.

Staley, 38, was Lombardi's quarterback for one season at Mercyhurst University in 2005, when Lombardi was the offensive coordinator.

"Brandon, No. 1," Lombardi said when asked why the Chargers' opening was the right fit. "How well I know him and I think how well he knows me. ... Not to mean that we're going to copy (the Saints' offense), but just coming from a common background of football, to be able to get things started. As he is in the beginning of putting a staff together, what he is looking for, it all lines up with the way that I think.

"Sean Payton often says that he is more interested in compatibility first before he thinks about capability. I just think that the compatibility of what Brandon is building here is going to be second-to-none."

Lombardi will likely incorporate some parts of the Saints' offense to form the right scheme for quarterback Justin Herbert and the rest of the Chargers' offense, but he knows the importance of flexibility.

Lombardi said a reason why his stint with the Lions didn't work out was because he forced the Saints' offensive system instead of using it as a starting point to build off players' strengths. The Lions finished 11-5 during Lombardi's first season in 2014, but the offense based on short passes, timing and precision produced mixed results for quarterback Matthew Stafford and a Lions team that ranked 19th in total offense. It got worse the following season and the Lions fired Lombardi after a 1-6 start.

"The biggest thing is just being able to be more flexible," Lombardi said about what he learned the most as a first-time play caller in Detroit. "Spending so much time in New Orleans and doing things one way, you kind of get used to that. When you're put into a new situation where the schedule is different, and maybe you're around coaches that weren't used to doing things the way that you were used to, just having flexibility to adjust a little bit better maybe than we did back then.

"That's the biggest thing, just the flexibility to adjust when things aren't the way that you're used to them being."

Staley has only coached in the NFL for four seasons, but he's had plenty of success by prioritizing players' strengths over schemes. Lombardi said he is eager to form an offensive coaching staff with Staley.

Lombardi wants coaches from other offensive schemes to provide different perspectives, which will be vital for Herbert's development after a dynamic rookie season.

"He's got a skill set that's elite," Lombardi said about Herbert. "It appears there's nothing that he can't do. He's got an incredibly strong arm, good accuracy and he's very athletic. Sounds like he's a real smart guy that's a good leader. He just checks all the boxes."

Lombardi said it's too soon to reveal what the Chargers' offense will look like in 2021, but he said Staley wants tempo.

With Herbert's downfield accuracy, and Staley looking to play off his quarterbacks' strengths, Lombardi will likely call many deep shots, but he understands what type of weapons Herbert has.

Wide receiver Keenan Allen, running back Austin Ekeler and tight end Hunter Henry thrive with up-tempo passes, a staple of the Saints' offense since Payton took over in 2006. The Chargers' trio had a similar style with quarterback Philip Rivers before Herbert took over in 2020.

Allen had an instant connection with Herbert, but Henry and Ekeler, one of the best pass-catching running backs in the NFL, often got lost when the rookie quarterback was looking upfield for wide receivers Mike Williams, Jalen Guyton and Tyron Johnson.

It will be up to Lombardi and Staley to find the right balance to utilize all of the Chargers' skill players.

Lombardi has shown he's able to evolve around his Saints quarterbacks in recent years. He's worked with quick passers Brees and Teddy Bridgewater, aggressive quarterback Jameis Winston and athletic quarterback Taysom Hill. Watching how Payton changed the Saints' offense from Brees as the focal point to wide receiver Michael Thomas and running back Alvin Kamara as the centerpieces, will likely help Lombardi in his second opportunity as an offensive coordinator.

Lombardi said it's important to have a balanced offense, which scared some Chargers fans on social media, but he reiterated the importance of using Herbert's strengths as a passer.

"I think it's important to have some balance," Lombardi said. "But when you have a quarterback as talented as Justin, you want to let him throw the ball when it's appropriate. That's for sure."

Herbert had a historic rookie season under prior head coach Anthony Lynn, but the coaching staff was often criticized for conservative play calling and not taking enough chances on fourth down. Lombardi wasn't as cautious in his response when asked about possibly going for it more on fourth downs.

"I'm a big fan of going for it on fourth down," Lombardi said. "I know all the data analysis says that we are probably not aggressive enough as NFL coaches. I'm in favor of moving in that direction."

Chargers' Lombardi hoping to make most of second chance

*By Joe Reedy
Associated Press
January 26, 2021*

COSTA MESA, Calif. (AP) — Joe Lombardi is hoping that his second stint as an offensive coordinator goes better than the first.

Lombardi, who accepted the Los Angeles Chargers coordinator opening over the weekend, said on Tuesday the biggest thing he learned from his first opportunity in Detroit was that he needs to be more flexible when assessing his personnel and their abilities. Lombardi went to the Lions in 2015, but was fired seven games into the following season.

"Spending so much time in New Orleans and doing things one way, you kind of get used to that," he said. "When you're put into a new situation where the schedule is different, and maybe you're around coaches that weren't used to doing things the way that you were used to, just having to flexibility to adjust a little bit better, maybe, than we did back then."

Lombardi comes to Los Angeles after a second stint in New Orleans, where he was the quarterbacks coach for five seasons. Twelve of his 14 seasons as an NFL assistant have been with the Saints.

Chargers head coach Brandon Staley and Lombardi have worked together before, but in a player-coach capacity. Lombardi was the offensive coordinator and quarterbacks coach at Mercyhurst College in 2005, when Staley transferred from Dayton to play with his twin brother, Jason.

Staley, who was hired as coach on Jan. 17, said Lombardi's experience with the Saints should prove invaluable.

"You think about the relationship he has with Drew Brees and having a front-row seat to that relationship. It's huge," Staley said. "And then obviously partnering up with Sean Payton — one of the best offensive coaches in the NFL, really one of the best coaches period — that experience is invaluable."

Lombardi said the biggest thing he gained from Brees is being exact on details and that other things, such as how to communicate with the receivers, is coachable.

The first task for Lombardi will be trying to create a system that further showcases quarterback Justin Herbert, who passed for 4,336 yards and a rookie-record 31 touchdowns this past season.

Lombardi said he hasn't spoken to Herbert yet, but that he has reached out to him after finally getting his number. Lombardi scouted Herbert leading up to last year's draft and had a chance to see him in person when the Chargers faced the Saints.

"I've seen enough to know that I have no questions about his abilities," said Lombardi about Herbert. "I mean, if you lined up all the quarterback skillsets in the NFL, he'd be at the very top, with couple of guys. Like I said, the sky's the limit with what he's able to do."

In discussions with Staley, Lombardi said they are looking to have an up-tempo offense. The Chargers were ranked ninth in the league in total offense, including sixth in passing. While they have a solid array of skill position players — including running back Austin Ekeler along with wide receivers Keenan Allen and Mike Williams — the Chargers have struggled to build an offensive line and have lacked depth because of key injuries.

"Look, I'm comfortable with whatever our guys are good at. If it's something that the quarterback thrives in, that's what we're going to want to do," Lombardi said.

RENALDO HILL

Chargers' new defense leader Renaldo Hill is well- coordinated with Brandon Staley

By Jeff Miller
Los Angeles Times
January 27, 2021

They spent the 2019 season together in Denver, as in really together.

Renaldo Hill explained that his office was next to Brandon Staley's, and the two frequently swapped ideas.

"I think we probably spent more time in the other person's office just talking and game-planning than our own," Hill said Wednesday. "It was important to us."

They now are teaming up again, Staley as the Chargers' new head coach and Hill as his defensive coordinator.

Barely a year ago, they were position coaches for the Broncos. Staley worked with the outside linebackers and Hill the defensive backs. Neither has been in the NFL long, Staley only four seasons and Hill three.

But in 2021, they will combine efforts to oversee a defense led by Joey Bosa up front and Derwin James everywhere else.

Staley, who was hired away from the Rams after one year as their defensive coordinator, will call defensive plays during games while Hill manages the operation.

"We'll collaborate," Hill said. "[Staley has] always been open to listening and receiving. I'm looking forward to the opportunity. But, in the meantime, I definitely will lean on Staley and be able to sit back and learn."

The setup is similar to what they experienced in Denver, where head coach Vic Fangio has called the defense the last two years with Ed Donatell serving as coordinator.

The Chargers will be switching to a hybrid 3-4 scheme that is expected to present various fronts, often employs more defensive backs and emphasizes versatility.

"We want to uniquely shape it around our guys," Staley explained last week. "I think that's probably the hallmark of the way we play, that agility that we have to feature our premium players."

Under former coordinator Gus Bradley, the Chargers blitzed as little as any team. Though they are expected to bring extra pressure more in 2021, the Chargers don't figure to be blitz heavy.

Staley and the Rams ranked 19th in blitz percentage this season. Using a similar 3-4 system under Fangio, Denver finished in the bottom half of the NFL in blitzing in 2019-20.

Hill, 42, was drafted in the seventh round by Arizona in 2001 and had a decade-long career. His playing days ended when the Broncos cut him in late July 2011. During that summer, he met Chris Harris, an undrafted rookie cornerback the Broncos had signed out of Kansas. Harris was with Denver for nine years and now is entering his second season with the Chargers.

"I heard about some of the noise, that this young guy was flashing, making plays all over the field," Hill recalled, smiling. "And, you know, 10 years down the road he's still doing the same thing."

Hill's coaching tenure began in 2012 as a graduate assistant at Wyoming. Two years later, he was out of coaching and spent time visiting various college programs. He said he went to his alma mater, Michigan State, as well as Alabama, Utah and North Dakota State.

"I just wanted to continue to build while I was out of the game," Hill said. "I was always trying to find out how I could advance and move forward."

He got a job coaching defensive backs at the University of Pittsburgh in 2015 and spent three years there before reaching the NFL as an assistant with Miami. Hill was with the Broncos the last two seasons.

Now, he's a coordinator entering just his fourth year in the league and with a team that is transitioning to a new staff but has enough promise to be considered beyond rebuilding.

"It may have been a fast move up, but I felt like I was preparing myself," Hill said. "You have to say there was some luck there. But I'm thankful for every opportunity I've been in."

Though the Chargers have announced nothing officially, Hill indicated that Giff Smith, who has coached the team's defensive line the last five years, will remain on staff.

He also said Derrick Ansley and Tom Donatell will be joining the Chargers. Ansley had been the defensive coordinator at the University of Tennessee and Donatell, an ex-UCLA assistant, a quality control coach for Seattle.

The Chargers also have hired defensive line coach Jay Rodgers and Joe Barry, who is expected to be the defensive run game coordinator.

New Chargers DC Renaldo Hill excited to reunite with Brandon Staley

By Gilbert Manzano
Orange County Register
January 27, 2021

Brandon Staley and Renaldo Hill spent countless hours in each other's offices as defensive coaches on the Denver Broncos' staff to not only prepare for their 2019 opponents but for future offensive schemes they might face.

Planning ahead is why Staley, the recently hired Chargers head coach, decided to hire Hill as his defensive coordinator.

"Let's figure out some puzzles," Hill recalled Wednesday about his game-planning hours with Staley. "Let's find the new things that people are doing and let's attack them ... We're always looking for the next thing. How can we improve our defense?"

The two became close during their lone season together in Denver, with Staley as the outside linebackers coach and Hill as the defensive backs coach.

Hill remained in the same role with the Broncos this past season and Staley went on to be the Rams' defensive coordinator.

Now they'll reunite to use their past notes and brainstorm for the Chargers.

Staley will call the plays for the defense, but Hill said the new job intrigued him because he knows Staley will allow his heavy input on game days.

"I'm going to lean on (Staley) earlier in this process," said Hill, a first-time defensive coordinator.

"But I know he's always open to listen to ideas. And he has his own ideas, I have mine. But as a defensive staff, we'll definitely collaborate on all those and come up with the best for the guys, but he's always been open to listening and receiving. A lot of times you may be in rooms and it might not be received as well."

Hill, 42, played 10 NFL seasons as safety for the Arizona Cardinals, then-Oakland Raiders, Miami Dolphins and Broncos. He coached for college programs Wyoming and Pittsburgh before landing his first NFL coaching job with the Dolphins in 2018 as an assistant defensive backs coach.

Hill said Tampa Bay Buccaneers defensive coordinator Todd Bowles inspired him to become a coach when Bowles coached him with the Dolphins in 2008.

"The way his brain operated, that's something that I think we have a shared common," Hill said about Bowles.

"Always thinking from a different lens. He always talked to me about, 'You know this game. There will be a lot of people with a lot of experience.' It's good to pick up that experience from him and understand that they have something to offer, but don't sell yourself short on the things you know about this game as well."

Staley also noticed that potential in Hill, and referred to him as a "young superstar," according to Hill during the recruiting pitch.

Hill said this opportunity will help him learn how to coach defensive linemen and linebackers while still sharing his extensive knowledge to the Chargers' defensive backs.

Eventually, Hill wants to use this experience for bigger coaching roles and he believes Staley will allow him to grow as a coach with the Chargers.

"That's one of the first things that Staley mentioned is about putting guys in better positions in order to move up and advance," said Hill, a Black coach, when discussing the NFL's lack of diversity among coaches. "It just wasn't lip service.

"(Staley is) always talking with his staff about putting guys in position to move up, and I know that's something, once I step in that building, that'd be the game plan for not only myself but the rest of the staff."

Hill didn't get into specifics about how the Chargers will look defensively in 2021, but he stressed the importance of bringing pressure and disguising coverages, possibly from a Cover-2 scheme with two safeties downfield.

The Chargers rarely blitzed in the past four seasons with Gus Bradley as defensive coordinator. Bradley often utilized a four-man rush and used Cover-3 with a single-high safety.

"You have to bring those simulated pressures," Hill said. "You have to bring those five-man pressures as well as six. Obviously, you want to be able to mix those things in, but you also want to see how your personnel fits to all those things.

"But I think it's important to understand the personnel and how we want to operate, but I believe you have to bring pressure in this league. I believe you have to change it up and give these quarterbacks multiple looks. You also have to know who you're going against, because of the quarterbacks we have in our conference, they invite pressure."

Hill was likely referring to Chiefs quarterback Patrick Mahomes.

He's looking forward to game planning against him twice a year, along with the many other talented quarterbacks in the NFL.

Chargers' Hill eager for first shot as defensive coordinator

*By Joe Reedy
Associated Press
January 27, 2021*

COSTA MESA, Calif. (AP) — Renaldo Hill is getting his first opportunity to be a defensive coordinator, although he won't be thrown into the deep end of the pool just yet.

Los Angeles Chargers coach Brandon Staley will call the plays during games, allowing Hill to be able to progress at his own pace. It is a hierarchy Hill is used to. During his two seasons coaching defensive backs with the Denver Broncos, coach Vic Fangio called the plays while coordinator Ed Donatell handled things during the week.

"I definitely will lean on Staley, and be able to sit back and learn. It still gives you that that growth opportunity," Hill said Wednesday. "I can move around and assert myself into the front seven, but also still have a footprint on the back end."

The 42-year-old Hill has eight years of coaching experience after a 10-year playing career with the Cardinals, Raiders, Dolphins and Broncos.

He joined the Dolphins staff as assistant defensive backs coach in 2018 after five years at Wyoming and Pittsburgh, before being hired by the Broncos.

Hill and Staley worked together in Denver in 2019, when Staley was coaching outside linebackers.

"We'll definitely collaborate on those and come up with what's best for the guys, but he's always been open to listening and receiving ideas," Hill said. "Staley emphasizes all the time it is a collaboration of voices in the room, and everybody having their opinion in what this defense will look like. When you can listen to those other ideas, it makes everybody feel a part of what we're doing, we're having success."

Hill inherits a unit that has defensive end Joey Bosa and safety Derwin James as its cornerstones, but plenty of questions. Bosa missed four games last season due to concussions and James has played in only five games the past two seasons due to foot and knee injuries.

After four years of running a 4-3 scheme under Gus Bradley, the Chargers will go back to a 3-4 defense. Los Angeles was ranked 10th in total defense this past season, but had six games in which it squandered double-digit leads. The Chargers were also 25th in sacks and tied for 22nd in takeaways.

Hill said he is looking for the defense to have a more consistent pass rush and to better pressure the quarterback. The Chargers were last in blitzing, averaging 6.1 per game while the league average is 11.7.

Hill also revealed that defensive line coach Giff Smith is being retained, while Derrick Ansley, Joe Barry and Tom Donatell are joining the staff.

NASIR ADDERLEY

Delaware's Nasir Adderley thrives with Chargers, and how he's compared to ex-Eagle Malcolm Jenkins

*By Martin Frank
Delaware News Journal
November 5, 2021*

Nasir Adderley didn't have to look very hard for sources to get the scoop on his new head coach when Brandon Staley was hired last winter.

All Adderley had to do was reach out to his former University of Delaware teammate and friend Troy Reeder.

Both play in Los Angeles – Adderley is a starting safety with the Chargers and Reeder is a starting linebacker with the Rams – and both play their home games at SoFi Stadium.

Adderley and Reeder also share Staley, who was the Rams defensive coordinator in 2020 before getting the Chargers' head coaching job last winter.

"It's cool that we're both out here," Adderley said about Reeder in a phone interview as the Chargers get ready to play the Eagles on Sunday at Lincoln Financial Field.

"I definitely talked to Troy about Coach Staley. He was sad to see him go. I can see why. Great guy, great coach, great leader.

"Troy was saying pretty much that I'm going to love him, that he's a very intelligent guy, and he really cares about his players. That's evident every day we come into the building."

Reeder agreed, saying that he and Adderley saw each other when the Rams and Chargers held joint practices during the summer leading up to their preseason game.

Reeder said he was happy to tell Adderley his thoughts about Staley.

"I told him that I thought Staley would be a successful head coach, and that Nas would fit very well in Coach Staley's defensive system and should be excited for the future," Reeder wrote in an email. "I thought the defense would showcase (Adderley's) play-making ability and allow him to grow as a player.

"I learned a lot playing for (Staley), and thought Nas would benefit in the same way. I'm happy to see both having success."

For Adderley, that means an entirely new role at his position. The results, so far, are that Adderley is having by far the best season of his career after the Chargers took him in the second round of the 2019 draft.

He's third on the team with 42 tackles, including a career-high 10 in a 30-24 win over the Kansas City Chiefs on Sept. 26. Adderley also has three passes defensed and a forced fumble.

The Chargers (4-3) are in the hunt for a playoff spot after going 12-20 in Adderley's first two seasons.

For Adderley, it will be his first time playing at the Linc, not far from where he grew up in the Philadelphia area, and not far from UD, where he starred at defensive back.

Adderley finished his Blue Hens career with 226 tackles and 10 interceptions, establishing himself as one of the top defensive backs in the Colonial Athletic Association.

He was the only player at the Division I level, including both FBS and FCS, to have at least nine interceptions and 160 tackles over the 2017-18 seasons.

Adderley was also known for a kickoff return against New Hampshire in 2018 when he knocked over a defender, then continued for a 92-yard touchdown.

Adderley's hard-hitting ability has also manifested in the NFL, such as when he came out of nowhere and knocked Chiefs' running back Clyde Edwards-Helaire to the ground in a game earlier this season.

Adderley credits Staley's system that has allowed him and fellow safety Derwin James more freedom to alternate between playing deep and near the line of scrimmage.

It was something Adderley was rarely given the opportunity to do in the past when he primarily played deep in coverage.

That's why Staley recently told reporters who cover the Chargers that Adderley is "our kind of safety."

"I'm doing a variety of things," Adderley said. "It's something I'm excited about. Something I love doing."

The same is true with James, whom the Chargers drafted in the first round in 2018. James was selected to the Pro Bowl as a rookie. So when the Chargers drafted Adderley the next spring, the plan was for the two to form the core of the Chargers' secondary for years to come.

It just took time for that to happen, mainly because of injuries.

Adderley played much of his senior year at UD in 2018 with a high ankle sprain. He then strained his hamstring the following spring at his Pro Day.

The Chargers picked him in the second round, 60th overall, making him the earliest Blue Hens draftee since quarterback Joe Flacco went to the Ravens in the first round, 18th overall, in 2008.

Adderley's injury lingered into his rookie season, limiting him to four games. James was limited to five games in 2020 with a knee injury.

So, really, this is the first season that they have both played together.

"It's awesome, man," Adderley said about playing with James. "He's a great player, a great leader. I love playing next to him. We're having a lot of fun out there. We take a lot of pride in our work."

"I think it's really good seeing everything he's been through and everything I've been through. It's really nice to see us both being able to be healthy ... We're just looking to be difference-makers."

James told reporters who cover the Chargers that the chemistry is building with Adderley.

"You could tell by his body structure, his confidence," James said. "He's making calls before I can even get them out sometimes, so that's a good sign. I'm very excited for Nas. He works hard every day."

The Eagles, at least, are noticing.

Tight end Dallas Goedert called James "a little torpedo trying to take heads off."

As for the combination of James and Adderley, Goedert said it reminded him of when Malcolm Jenkins played safety for the Eagles next to Rodney McLeod.

Either player could play deep or near the line of scrimmage, or even rush the passer.

"Just their physicality, the way they play," Goedert said about James and Adderley. "You can see it through the film that they're smart players who can be put in different positions. Anytime you can move a player around to spots like that, it puts a challenge on an offense."

"It was like when Malcolm was here. He played linebacker, safety – shoot, even D-end sometimes. You just have guys that can play kind of anywhere, which makes the plug and play system work so well."

Adderley can't wait to play in front of his friends and family members from the Philly area and Delaware. Few have seen him play in person since his senior year at UD.

And Adderley can't wait to play in the stadium near where he grew up and attended college.

"I'm still just processing the whole thing," he said. "It's going to be a surreal moment for me. It's obviously something I dreamed about just growing up. To see it becoming a reality, I'm super excited."

KEENAN ALLEN

Justin Herbert and Keenan Allen: The NFL's next great QB-WR duo?

*By Daniel Popper
The Athletic
September 8, 2021*

Justin Herbert walked to the line of scrimmage late in the first quarter in an empty SoFi Stadium in December and set up under center Dan Feeney. The Chargers, then 3-9, were taking on the Falcons in a Week 14 matchup. The game was scoreless and Herbert and the offense faced a second-and-goal from the 10-yard line. As Herbert settled behind Feeney, he looked to his right at Keenan Allen, who was positioned on the hash marks split off the outside shoulder of tight end Hunter Henry.

Herbert and Allen made eye contact for a split second. Just a slight hesitation. Then Herbert sent Austin Ekeler, who was lined up offset right behind Allen, in motion to the left side of the formation.

Watching live, this eye contact seemed benign, even meaningless. But in that second, the thoughts rolling through Herbert's mind shine a light on his burgeoning relationship with one of the NFL's best receivers.

You see, Herbert was supposed to audible. The initial play call was a pass. Allen was the primary read on an out route. But, based on how the play unfolded in practice, Herbert was told he should kill the play to a run if the cornerback was playing outside leverage on Allen, defending against the very out route he was slated to run.

Herbert got to the line and saw Falcons rookie A.J. Terrell shaded to Allen's outside, with his back to the sideline. So he looked over at Allen, who gave him a subtle shake of the head.

"Herb, this is not it," Allen remembered thinking in that moment. "There's no chance. This is a first-round draft pick. I don't want this guy to pick me off. If he picks me off and goes 99 yards, it's your fault."

Allen stared into Herbert's soul like a mother catching her son reaching into the cookie jar.

"Herbert. Kill it."

Herbert got the message but did not listen. He looked away after Ekeler passed behind him and readied for the snap. As Herbert started his snap count, Allen raised his right hand up and turned his palm to the sky.

"What are you doing?"

"I remember looking at him and I was like, 'Nah, I'm gonna throw this one,'" Herbert recalled. "And so we did it."

"Fuck it," Allen said.

Herbert took the snap, dropped back and faked a handoff to Kalen Ballage. As he did, Falcons defensive end Steven Means beat Henry off the edge. With pressure bearing down, Herbert retreated in the pocket to give Allen time to break.

Allen still did not think he was getting the ball. Nothing about the coverage led him to believe he was even an option. The Falcons had made the perfect call, and Herbert had not adjusted.

"I ran the route, like, nonchalant," Allen said.

Herbert fired a laser off his back foot, fitting the throw into a tiny window past a diving Terrell. Allen had created just enough separation.

Touchdown Chargers.

"He throws a fucking dime," Allen said.

Allen pointed back at Herbert just before celebrating with a dance.

"It's just one of those plays where I trusted Keenan," Herbert said. "I just thought, 'Keenan is this special player, I'm going to see what I can do with him.'"

"We talked about it after the game," Herbert added. "He was like, 'I wanted you to kill that.' I was like, 'You're glad I didn't kill it, huh?'"

This play was both a culmination and a window into the future.

Herbert was Tyrod Taylor's backup throughout training camp. He didn't take first-team reps until his surprise first NFL start in Week 2 against the Chiefs after a mishap with Taylor's pregame rib injection. Herbert was forced to develop his rapport with Allen on the fly, mostly in games. Over 12 weeks, that turned into an unwavering trust — a trust so strong that Herbert felt comfortable ignoring what should have been a no-brainer check in that Falcons game.

Now Herbert — one of the most exciting talents in the game with a chance to cement himself as a truly elite quarterback as he enters his second pro season — is the unquestioned starter. He has spent an entire offseason cultivating his on-field connection with Allen.

Joe Montana and Jerry Rice. Steve Young and Rice. Troy Aikman and Michael Irvin. Peyton Manning and Marvin Harrison. More recently, Matthew Stafford and Calvin Johnson. Matt Ryan and Julio Jones. Drew Brees and Michael Thomas. They were all here once.

Could Herbert and Allen be the NFL's next great quarterback-receiver duo?

"Absolutely," Allen said. "We can't be stopped."

On the night of April 23, 2020, the Chargers drafted Justin Herbert with No. 6 pick. Days later, Herbert packed up his car and drove from Eugene, Ore., to Costa Mesa, Calif., to begin his NFL career.

With the pandemic still in its early stages, teams were not permitted to hold rookie minicamp or offseason workouts. The Chargers quarterbacks and skill players, instead, took to fields in Orange County to get in their work.

Taylor, the veteran entering his second season with the Chargers, was organizing and running the workouts. He threw to the first four receivers, including Allen. Then Easton Stick, a Chargers fifth-round pick in 2019, threw to the next two receivers. Herbert, the rookie, got the scraps. He grew up a Chargers fan, though, and had been watching Allen from afar for years.

"I was just kind of admiring everyone," Herbert, speaking in a 30-minute interview with The Athletic, remembers of those early-May workouts.

It was not until training camp that Herbert actually attempted a pass to Allen. All those throws came in routes-against-air or one-on-ones. Taylor was taking all the first-team reps as the team's declared starter. Herbert was working exclusively with the second and third teams.

Which only makes what happened next even more remarkable.

We all know the story by now. The Chargers hosted the Chiefs in their home opener in Week 2. Taylor had suffered a rib injury in the season opener at the Bengals while taking a hit. A pregame pain injection punctured his lung. Taylor went to the hospital, and Herbert found out minutes before kickoff that he was about to make his NFL debut.

The first pass attempt of Herbert's career, fittingly, went to Allen. He handed off to Ekeler twice. Then on a first-and-10, Allen motioned into the right slot and ran a wheel route down the right sideline. Allen stopped his route 15 yards downfield, working back toward Herbert. He was open.

And Herbert, well ...

"Just sailed it," Herbert said with a smile.

"Vooff!" Allen said, waving his hand quickly over his head to mimic the high throw. "What the fuck was that?"

"I just thought he was excited," Allen added. "I didn't think that was a normal ball."

He paused.

"It's a normal ball."

Allen trotted back to his quarterback and tried to settle him down.

"I told him to relax," Allen said. "That shit was hot."

"He came back to the huddle and said, 'All right, you got that one out of your system. Let's dial it back,'" Herbert said.

Five plays later, Herbert capped his first touchdown drive with a 4-yard scramble.

His first completion to Allen came on the next drive on a bubble screen. Allen took that for 14 yards. On the following series, Herbert went to Allen again, this time on an out-breaking option route near the right sideline on third down. He threw high again. The Chargers punted.

"I was salty at that point," Allen recalled. "I was like, 'What the fuck is about to happen?'"

Herbert answered that question pretty definitively.

Behind a sound defensive plan and an unexpected performance from their surprise starting quarterback, the Chargers had built a 14-6 lead over the defending champion Chiefs. On his first possession of the second half, Herbert moved the Chargers close to midfield. He faced a third-and-10.

Herbert took the shotgun snap and was almost immediately pressured by Kansas City defensive end Taco Charlton, who beat Henry off the right edge. Allen was running a post out of the right slot.

"As soon as the ball was snapped, I knew it was Cover 2," Allen said. "I knew I should be getting the ball."

Herbert stood in the pocket and delivered down the middle of the field, releasing the pass just before Charlton hit him. He layered the ball in between two defenders. Allen made the catch for a 25-yard gain, hanging on despite a big hit from Chiefs cornerback L'Jarius Sneed, who had peeled off his man to try and make a play over the top. Allen did not see Sneed coming.

"He hit me and I was like, 'Damn!'" Allen said. "He threw that shit in there."

"If you look at the back angle of the camera ... you don't even see the hole," Herbert said. "That's where faith and that's where practice reps come into play."

But here's the thing: Herbert and Allen did not have any practice reps. Herbert did not attempt a pass to Allen in an 11-on-11 setting until this very game. Early on in training camp and even during the season, Herbert was still focused on some of the basics of playing the position in the NFL, like taking snaps from under center — something he did not do at Oregon — opening up the correct way on handoffs and properly executing play-action fakes.

Herbert remembers a play from practice not long after he took over as starter when he tried to send Allen in motion pre-snap. Only Allen was not supposed to be the motion man.

"He just shakes his head," Herbert said, "and I flip it to the other way."

That is what makes the relationship so fascinating. That is what makes the production, from their first game together, so hard to wrap your mind around. Herbert was a neophyte as a quarterback. And he was forced to build trust with Allen, initially, from merely watching him from the practice sideline.

And yet the on-field connection started like this, and only grew more solid over the rest of the season. Herbert and Allen connected 96 times for 955 yards and eight touchdowns. Of those 96 completions, 28 produced third-down conversions.

"He's always open," Herbert said.

"No, seriously," Allen said. "I am always open."

Allen has been through this process once before. At their height, Allen and former Chargers quarterback Philip Rivers made up one of the best quarterback-receiver tandems in the league. Over seven seasons together, Rivers and Allen totaled 520 completions for 6,364 yards and 33 touchdowns. Under Rivers' tutelage, Allen developed from a talented but injury-prone prospect into arguably the game's most lethal route runner and one of the most consistent receivers in the league.

"Phil taught me so well and taught me so much," Allen said.

Rivers is retired now, coaching high school football in Alabama, and it feels as though Allen is entering a second chapter of his career.

Allen is on a Hall of Fame trajectory. He turned 29 in April. If he produces five more seasons at the pace he has set over the past four years, he will crack the top five all-time in receptions.

Allen has a chance to become the first player in NFL history to catch 500 passes from two different quarterbacks. He needs 404 more catches from Herbert to get there. He has averaged 101 catches over his past four seasons. You do the math.

Rice never did it. Tony Gonzalez never did it. Larry Fitzgerald is the only player in NFL history to catch 400 passes from two different quarterbacks — Kurt Warner and Carson Palmer.

This is all very much in the realm of possibility for Allen. That is partly because of who is now throwing him the ball and how much potential Herbert holds in his towering 6-foot-6 frame. But it's also because of just how damn good and reliable Allen is. The league is only really now starting to give Allen his due credit.

"If he is not in the top five, I'd love to see the top five," Herbert said, "because I think he's as good as it gets."

Allen does not catch 70-yard touchdowns on a weekly basis. His performance is more subtle, more artistic. The beauty of his game is not in the flashiness, but in the less discernible aspects — the releases, the breaks at the top of his routes, the deception of his effortless movements, his knowledge of coverages, his feel for positioning and his almost innate understanding of how to shatter defender's leverage.

"I have the answers to the test," Allen said.

"Keenan could play quarterback too," Herbert said. "He knows defenses better than anyone else."

This is why Allen is so effective on third down. He has the most third-down-conversion receptions of any receiver in the league since 2017 with 98. DeAndre Hopkins has the next most with 83. Allen led the league in this stat in 2020, with 28, in 15 games.

"If you didn't have lines on the field, it wouldn't matter," Herbert said. "Keenan would still get to the right place."

The best could still be ahead for Allen. Herbert's skill set opens so many doors. Rivers thrived because of his brain and accuracy, and he might very well be on his way to the Hall of Fame. Herbert, though, simply provides two things Rivers did not: elite arm strength, and the ability to both escape the pocket and throw on the run.

"It's night and day," Allen said of playing with Rivers versus Herbert. "(With Rivers), you got a guy who is going to go through his progressions every time. ... You can line up with Philip Rivers and you can say, well, he's not throwing the ball to this side of the field. He's not coming over here, just based on the defense. Pre-snap read, Phil is going to that side. Like, it's 100 percent. Justin Herbert? There's no chance! There's no fucking chance. He's throwing where he wants to throw the ball. He doesn't care."

Allen said when the Chargers moved on from Rivers last offseason and elevated Taylor to starter, they started practicing scramble drills for the first time. This was a new facet to the offense that just did not exist previously. Herbert then took it to another level when he replaced Taylor.

"He's bringing up a whole new game," Allen said. "Phil couldn't run. Phil could throw the dime, but what if I'm not open right now? Herbert can scramble and then I can re-get open."

Herbert thrives in off-platform situations. He also has enough confidence in himself to, say, shrug off an audible call, defensive coverages be damned.

"It ain't new, but it ain't the same thing," Allen said. "It's Keenan without Phil."

Or, alternatively, it's Keenan with Justin.

During OTAs in early June, new Chargers offensive coordinator Joe Lombardi shared his vision for Allen in his passing scheme.

"We always say that there are rules guys and guidelines guys," Lombardi said. "Here are the rules to the routes; some of you have to follow them exactly, but for some of you, they're guidelines."

Allen?

"He's definitely a guidelines guy," Lombardi said.

Lombardi spent more than a decade as the Saints quarterbacks coach working with Brees and under Sean Payton, and he has brought that passing system to Los Angeles. One of the hallmarks of the scheme is a heavy dose of option routes, which are perfectly tailored for Allen's skill set because of his spatial awareness and feel for leverages.

Allen said this is allowing him to "play more freely," and that is largely related to these option routes. As a "guidelines" player, Allen can put his own flavor on routes. In football parlance, this is called "pumping" a route.

For instance, Allen might have an option route where he can break in, break out, or sit in an open space. Based on the leverage of the defenders pre-snap or on tape, though, he might see an opening and want to take a higher angle up the field. He would fake like he is running a sharp out route before splitting the defenders on a deeper line.

"Sometimes, he'll look to me and tell me he's going to pump it," Herbert said. "So he'll do something crazy and I'm just like, 'Yeah, that's awesome. I'll find you.'"

Allen's freedom in the scheme will also affect how Herbert goes through his progressions. Lombardi has given Herbert leeway to stay on Allen longer than he would with other receivers.

"Sometimes you're late to the rest of the progression," Herbert said, "but you know that Keenan will find a way to get open."

"Normally a mortal quarterback would say, 'I'm not giving it to him, I'm going to my progression,'" Lombardi said. "But, he ends up getting open so often that sometimes, as a quarterback, you give him an extra count."

It is a fine line.

Herbert recalls a play from training camp where he moved off Allen on a progression because Chris Harris Jr. had him covered. Herbert completed a crossing route to Jalen Guyton for a 20-yard gain. Watching the play back on tape, though, Herbert saw that Allen came open after he had already moved on from that read.

"Had I stuck on him," Herbert said, "it would have been a walk-in touchdown."

"You just got to be right," Allen added. "When he does do it, he has to be right. When he doesn't do it, he has to be right again. He has to know when and when not, but he'll get it with more repetition."

As Lombardi said, this is a "good problem to have."

"Keenan would have a good relationship with any quarterback," he added. "He's a guy that you trust so much. When in doubt, you find him and throw him the football."

"I want to play with him for as long as I can," Herbert said. "And for as long as I can play with Keenan, I'm going to do my best to get him the ball."

On July 8, Herbert held a charity golf tournament in Eugene to raise money for a youth sports non-profit. He invited a number of his Chargers teammates, including Allen.

Allen initially said via text he would "love to go." But when Herbert later texted Allen for his flight information so he could book the travel for his top receiver, he got no response.

"Keenan's probably busy," Herbert remembered thinking. "He's got something going on."

Two days before the event, Herbert's phone lit up with a text from Allen.

"You got my flight?"

"I was like, 'I got to get on this!'" Herbert said.

Herbert sent the flight to Allen, and Allen arrived the next day, joining Scott Quessenberry, Michael Badgley, Storm Norton, Gabe Nabers and others for the event.

It says something that Allen wanted to support Herbert, right?

"I think he just really likes golf," Herbert deadpanned.

Allen also really likes his quarterback.

JOEY BOSA

Joey Bosa enjoying learning and exploring Los Angeles Chargers' new defense

By Shelley Smith
ESPN.com
August 5, 2021

COSTA MESA, Calif. -- To see Joey Bosa move -- like, say, between the field and the (healthy) snack cart after practice -- you'd think he was more like a sloth. Slow, deliberate, slower. You'd never guess he was one of the best and fastest edge rushers in the NFL.

But put Bosa on the football field, specifically in this new defense the Los Angeles Chargers are running, and the 6-foot-5, 280-pound Bosa has cat-like reflexes, brutal off the ball and even more brutal when he makes contact, which is often -- even without pads.

That's not to say that Bosa is completely comfortable standing on the edge, rather than down with a hand in the dirt. He does both, depending on whether new coach Brandon Staley has the Chargers in a 3-4 defense or a 4-3. It's all designed to keep the opposing offense guessing and is completely unpredictable, which is how Staley likes it.

And the thought of Bosa being utilized in many different ways is a scary thought to opposing defenses.

"There's a lot going on," Bosa said. "A lot of moving pieces. Usually I'm coming in here and I'm solely focused on how I'm rushing each day, which is another dynamic. I get to judge myself on another level, and it's fun. But yeah, it's going to take some time."

But football smarts are not an issue for Bosa.

"I'm going to make a few mistakes here and there, but by the time camp is over, I'm sure it will be second nature," he said.

On one sequence, Bosa took on rookie offensive tackle Rashawn Slater, who has been praised by just about everyone in camp. Slater was a first-round draft pick for a reason, a player who got the best of defending rookie defensive player of the year Chase Young (then at Ohio State) during his junior year at Northwestern -- setting up a great Week 1 matchup between Slater and Young when the Chargers head to Washington.

But back to Bosa and his gait ... the quick, game-time one. He faced Slater, who slowed him initially and held up until the whistle blew to end the rep. But if the whistle had blown just a little bit later, who knows if the rook would have held up.

"I turn into a different guy when I get mad," Bosa has said many times.

Bosa isn't the only player who loves the new scheme.

"It's refreshing," said defensive lineman Justin Jones. "It allows a team the inability to adjust to what we're going. It keeps them on their toes, which means offensive linemen are on their toes. They're not going to know who's blitzing -- who's coming and who's not coming.

"It's going to be hard to figure us out (for the opponents). What we're doing, what we're bringing. We're never a standstill defense and that's going to make us really hard to beat."

That suits Bosa just fine, even if it means learning a new scheme and a new stance. But Bosa admits they're not easy to learn, which he's fine with.

"A good defense shouldn't be easy to learn in two days," Bosa said. "So it's a fun challenge. Obviously seeing it live is a lot different than sitting at home reviewing on my book. ... It's not as much the athletic part of it. It's just seeing the field, understanding the formation, seeing shifts. There's a lot of moving pieces. I think it's a dynamic defense."

It's a defense who involves fast and relentless hitting, which is how Bosa has played his entire career. Even last season, when he was battling a bunch of injuries, Bosa still recorded 7.5 sacks and 39 tackles.

"Joey Bosa, he'd be good doing anything," Staley said. "We're trying to get him into a new comfort zone -- there are some things we're asking him to do that he hasn't done before. I think that more than anything, what he does best he'll be able to do at a high level. Some of the other things that are brand new for him will help not only himself but his teammates and we've tried to map that out for him. He's been great."

"You need premium players to play the type of defense we hope to play."

Perhaps the safest way to slow Bosa down is to bring a dog around, which perhaps is why Bosa doesn't have one ("I can barely take care of myself," he has said).

But he loves them. He slowly crawled up on the field to hug the Chargers' rescue mascot "Bolty" saying, "Come play with me," and hugged him tight.

So the best way to stop Bosa? Dog hugs and a sports drink from the snack cart.

Chargers Edge Rusher Joey Bosa Put Mental Health Recovery Over Football in Offseason

By Fernando Ramirez,
Sports Illustrated (Maven)
September 9, 2021

When players line up for stretching and activation for the Los Angeles Chargers, it's done in unison at Jack Hammett Sports Complex or Hoag Performance Center.

But when all players are on the ground going through a stretch, a silent figure is in the back doing his own thing.

Joey Bosa is backpedaling, doing lunges, and working out at his own speed. He is always working on his craft and always tries to improve. He works with his trainer Todd Rice in Florida, and his workout partner is his brother -- San Francisco 49ers defensive end Nick Bosa.

He is out there in Florida from the moment the season ends until mandatory minicamp. Usually, they go through numerous pass-rushing techniques or work on getting stronger and faster.

However, this year was different.

Last season was challenging all around, with the pandemic and the offseason program being shortened. It was rough, but for Bosa, the whole season was strange.

"The impact of what I went through last year was real," said Bosa with a straight face.

He sustained numerous injuries to begin the season. By the New Orleans game in Week 5, Bosa dealt with a triceps, ankle, and knee injuries that prevented him from playing any other down but third. He got a sack in the 4th quarter against Drew Brees using a spin move that would make Dwight Freeney proud.

Fast forward to Week 9 in Denver when the Chargers had a 21-point lead over the Broncos late in the third. Bosa took a hit to the head and would miss the rest of the game with a concussion. Things would change from here.

Bosa only remembered showing up at the facility on the bus. Everything else was foggy. The next few days would get even worse with him locking himself up in his room and only coming out to get his COVID test at the facility.

He would miss two games. He returned feeling a little more upbeat. He had a dominating performance against the Buffalo Bills in week 11, sacking the opposing quarterback three times, collected nine tackles and six tackles for loss.

Three weeks later, it would happen again. He sustained a second concussion in Las Vegas against the Raiders. He wouldn't return for the last two games of the season.

"I undersold how much it affected me mentally with a concussion or what I had to deal with," explained Bosa. "It was really intense, and I kind of fell into a bit of a hole at the end of last year mentally."

One of the factors that helped him get out of his hole was that the fact that he had Nick living with him in L.A. The younger Bosa brother was rehabbing from a torn ACL he sustained in week two against the Jets.

Bosa decided to room with his brother again, like when they were kids. Growing up, they competed in anything and everything. They still kind of compete to this day.

"I think we have this intense competition against each other all the time," admitted Bosa. "That's kind of unspoken like, when somebody else does something, we're happy for him, but at the same time, we're like s***, and I want to do better."

During the back end of training camp this year, the 49ers were in town to have a joint practice with the Chargers. The younger Bosa is still coming back from his torn ACL, but he was able to practice on the side.

He also watched as his brother hand swiped, outpowered, and even used his agility to get past the 49ers offensive line. He was on a mission.

"I'm happy I was able to perform well against this team, and for him to see a few reps, it meant a lot," explained Bosa. "I was going to be really, really upset if I went out there and had a bad week because I can't have him show me up."

Bosa was Mic'd up for the Chargers, and the first thing he says when he bumps into his little brother is, "what's up, small guy?" to which Nick asked his older brother what moves he used to get past the offensive line.

It is the typical big brother, little brother love relationship. You always want your little brother to do great things, but not better than you.

"Sometimes the competition gets a little too intense, but luckily we don't play ping pong anymore or paddles are flying all over the place," said Bosa.

Bosa was happy to see his brother. He was thankful that Rice and his brother helped him climb out of that dark hole. He spoke out about mental health after what he had suffered through last season and has become more and more of an advocate.

"It's your health long term, and you see so many people losing their minds," Bosa said last November. "There's people around me that have been losing their fathers from, from brain diseases, and it's just it's a scary thing to think of."

Sometimes athletes are seen as Supermen, nothing can get to them, and nothing can hurt them, but people forget that they are more like Clark Kent. A couple of years ago, Bosa started to see a therapist, who helped significantly with what was going on during the end of last season.

"Ever since then, I've been super open about all of it, my meditation, therapy sessions, and all that," said Bosa. "So, it was just a tough time, and I had him to help me every week."

Bosa is a workout warrior. So, after the season ends, he takes some time to himself then jumps back on it with Rice and his brother in Florida. This offseason, though, Bosa felt like it was more about getting back mentally.

"The last few months, I've been steadily climbing and climbing and climbing and I'm just back to my old self, you know, feeling great," said Bosa. "Feeling great physically feeling great mentally."

He took his time. While he did that, some changes were going on back in Los Angeles. The team had fired head coach Anthony Lynn and hired 38-year-old Brandon Staley.

The new head coach called every single one of his players on the phone to explain to them who he was, and he wanted to get to know them. He wanted to show the players that he cared for them as people, not only as players.

"It's pretty obvious that this is who he is, and he's really passionate and knowledgeable about every single position," said Bosa. "He's a younger guy who listens and knows how to take care of us."

The head coach would talk to Bosa here and there but knew that his star pass rusher wouldn't be coming until mandatory minicamp. When Bosa showed up in Costa Mesa, he sat down with his head coach, and they just talked for a little over two hours. Bosa opened up to his coach about what he had gone through last season.

"I think that for him to be so outspoken," said Staley. "It's very courageous to me; there's a lot of bravery. Then there's also a selflessness too because he's not thinking about himself. He's thinking about other people. Anytime you have a star player like him that thinks that way, it's amazing."

He also talked football with Staley, realizing quick that Bosa is a unique person with a high football capacity.

"He's kind of an artist," said Staley about his initial thought after meeting with Bosa. "You don't get that way without being fully invested in your game, and I think he's so insightful about the details of his craft."

Bosa was quickly impressed by his new head coach.

"He could walk in any room really and talk about technique, and it's not just like, 'Oh, yeah, what are you guys running?' It's like he breaks it down exactly what's going on technique because he loves football," explained Bosa. "He has this kind of freaky memory where he just remembers things."

Staley was also impressed with Bosa. Staley has worked with some of the best pass rushers in Chicago's Khalil Mack, Denver's Von Miller and Bradley Chubb, and L.A. Rams' Leonard Floyd and Aaron Donald.

"I learned a lot from those guys like what he sees and what his approach is, and, and tapping into that, so you can coach him better," said Staley. "I felt like he's just has a lot of insights because he's such an accomplished player."

There will be some changes to this defense, though. Since being drafted by the Chargers in 2016, Bosa has been a big reason why the defense has generated a consistent pass rush. He has played 63 games in a Bolt uniform, sacked the opposing quarterback 47.5 times, and has 109 quarterback hits.

He also had his partner in crime in Melvin Ingram. When one of them got a sack, Bosa would do his signature shrug, and Ingram would cross his arms. They were a solid duo, but that has come to an end. Ingram wasn't re-signed and is a member of the Pittsburgh Steelers.

"He was great," said Bosa about Ingram. "He was the polar opposite of me, which I mean, opposites attract. I think we had a great relationship. Great player. I learned a lot from him. But I'm just happy he found a good spot, and he's probably going to have another great year over in Pittsburgh."

The Chargers brought Kyler Fackrell from the New York Giants to compete with Uchenna Nwosu for that spot opposite the Pro Bowl pass rusher.

"I love having Kyler," explained Bosa. "I think he was a great pickup. He had a great game the other day, was really impactful. I think Chenna's definitely coming into his own. He's been a great rusher for the past few years already, and he's finally going to have a real opportunity to get a lot of reps, but I think all three of us are going to do a really good job rotating in, and we're going to all have a lot of reps every game and keep each other fresh."

The significant change in Bosa's game will be that the team will ask him to take his hand out of the dirt and drop back into coverage. "I obviously want to rush the passer," said Bosa. "It's what I love to do. It's what I love about football and what I love to work on. But this is a new skill I have to learn. So, it's been a fun challenge. It's been frustrating at times, definitely. But at the same time, anything worth doing isn't going to be easy all the time -- corny, corny saying, but it's true."

That change also came with him not being with defensive line coach Giff Smith, who has been his defensive line coach since he entered the league. Bosa has always thought highly of him.

The Chargers hired Jay Rodgers from the Chicago Bears, who coached with Staley, to be the outside linebacker's coach.

"He's definitely a very positive guy, levelheaded -- which sometimes I need that," said Bosa. "So, I'm excited to keep on getting to know him. It has been a challenge for him, too, because he was with the big guys the last few years. So, he's been open about that. It's a new situation for him. He hasn't coached edge in a while, so it's been a fun learning process for both of us."

Rodgers had spent the last five years as the defensive line coach in the Windy City before moving out west. "This guy loves football," Rodgers said about Bosa. "He's very knowledgeable about his skill set what he's trying to do. His specific blockers run and pass. So, I've really enjoyed getting to know him and see how he reacts to some of the things that we're installing."

When camp started, Bosa was excited to work with Rodgers, but there was some hesitancy about last season.

"I was a little nervous coming into camp with how I feel at some certain things that have kind of built up over the years, but I have been feeling great," said the pass rusher. "I feel like I've got my rhythm back."

When on the defensive field at Jack Hammett, Bosa did one of two things during every practice, either going through a drill or talking to Rodgers.

"He's constantly working on his body, his timing, his footwork," explained Rodgers. "And then, as far as our conversations go on the sideline, different scenarios that could come up to help him play faster because I think the more you know, the faster you can play. Faster guys like him can play the more production they wind up having."

When it was 7-on-7, or there was a special team drill, and he wasn't needed, Bosa would be at a machine or workout dummy working on his craft, as Staley put it, like an artist.

Something else that Bosa noticed without Ingram being present is that he is now the leader of the pass rushers. Make no mistake about it, Bosa isn't a ra-ra guy; he is the furthest from that. He leads by example but doesn't mind giving tips.

"I feel like it's most effective when I'm coaching guys up one on one and telling them how I see things," said Bosa. "I understand everybody rushes differently. So, I don't want to like tell him this was the only way but tell him what I see what's been successful for me."

He has been a silent leader in the pass-rushing room. He has helped guys from Nwosu to third-year player Davin Bellamy to rookie fourth-rounder Chris Rumph.

"I mean, at the end of the day, Joey has been doing this at a high level for a long time, since his rookie year, and so any advice I go to him and talk to him about anything pass-rushing wise anytime I go to him after advice," said Rumph.

Things have certainly changed a lot since last season. The team has a new head coach with a new direction. Bosa will have some new duties to go along with getting after the quarterback.

So, the fans should expect a 10-sack season and a five-interception season from Bosa?

"Hopefully, more than ten sacks, but I'll take one interception. It's all I need," joked Bosa.

Bosa said he is excited about the season to start, but there will be a lot of factors that will go into how the Chargers will do this season. He knows that one factor he can count on is his quarterback Justin Herbert, whom Bosa has been a massive advocate for a la Paul Heyman since last training camp.

"I'm excited to see what he can do this year," said Bosa about his quarterback. "Another thing that I love about him is I don't think he... I mean, he must know is that good, but I feel like he's such a humble and normal dude. So, it's like it never comes off as arrogant or full of himself for like this super talent that he is, which was he's a 6'5 fast like he's the ideal quarterback, and I think he's got a Hall of Fame future, for sure."

From everything Bosa has gone through from last season to this one, he feels re-juiced and is looking ahead and not back.

"I don't come into practice where you don't want to bump my head or anything like that," said Bosa. "I think I've done everything right to heal my brain and heal my body, so it's part of the game."

JARED COOK

Connection with Chargers new coaches made Jared Cook deal come to pass

*By Jeff Miller
Los Angeles Times
March 22, 2021*

He has been an NFL coordinator one other time and for just 23 games.

So there's still uncertainty about what exactly Joe Lombardi will bring to the Chargers' offense in 2021.

There is no question, however, that he helped deliver the team's new tight end.

Jared Cook explained Monday that he signed with the Chargers in large part because of his relationships with Lombardi and offensive line coach Frank Smith.

"I think it's important to have coaches who understand what type of player you are; who you are as a person," Cook said. "Being with those guys was huge."

Cook, who turns 34 in April, is entering his 13th season. He replaces Hunter Henry, who departed via free agency for New England, and represents an experienced inside threat for young quarterback Justin Herbert.

For the last two seasons, Cook was with New Orleans, where Lombardi was the longtime quarterbacks coach.

Cook spent 2017 and 2018 with the then-Oakland Raiders. During the latter season, Smith was his position coach.

The two have kept in touch since, Cook saying Smith made a lasting impression because of his coaching style, particularly his willingness to listen to players and "not be a dictator but actually be a coach."

In 2018, Cook had a career year, finishing with 68 receptions for 896 yards and six touchdowns. He also made his first Pro Bowl, an achievement he duplicated in 2019 with the Saints.

The Chargers will need production from Cook coming off a season in which Henry emerged as one of Herbert's most-trusted targets.

With Keenan Allen and Mike Williams at receiver and Austin Ekeler coming out of the backfield, Cook will be a big body — 6 foot 5, 254 pounds — roaming along the seams.

He has 22 touchdown catches over the last three seasons, including a career-high nine in 2019. The Chargers haven't had a tight end produce as many as nine touchdowns in a season since 2014, when Antonio Gates had 12.

Asked what he'll bring to his new team, Cook said "a chance to kind of open up the offense a little bit more, spread the field ... exploit the mismatches when you're given them."

Along with spending two seasons with Drew Brees, Cook also played for one season — 2016 — with Aaron Rodgers in Green Bay. Having watched Herbert from afar in 2020, he said he appreciates all the potential.

"Justin Herbert also was a huge reason that I came here," Cook said. "He can sling the ball."

Chargers general manager Tom Telesco is in the process of rebuilding the line to better protect Herbert, overhauling 80% of the offensive front. Right tackle Bryan Bulaga likely will be the only returnee.

The team also has a new coaching staff headed by Brandon Staley, who hired Lombardi in January to be the offensive coordinator.

His only previous experience in that role was unspectacular, Lombardi fired by Detroit in October 2015 as the Lions failed to adapt to the scheme he was attempting to employ.

"I know what Joe brings to the table," Cook said. "He's a grinder. Joe will stay till four or five in the morning making sure your offense is ready to go. He puts in the time and he puts in the effort. I've seen it firsthand."

Chargers TE Jared Cook looks to make big plays with Justin Herbert

*By Gilbert Manzano
Orange County Register
March 22, 2021*

One of Jared Cook's favorite plays of his career was catching a 36-yard pass from a scrambling Aaron Rodgers near the sideline to set up the winning field goal in a 2017 playoff game against the Dallas Cowboys.

"Definitely a memorable play," the former Green Bay Packer said Monday.

Cook is entering his 13th season and turns 34 next month, but the veteran tight end said he's not done making acrobatic catches. He's already envisioning big plays in crucial moments with the Chargers and quarterback Justin Herbert, the reigning NFL Offensive Rookie of the Year.

Cook officially joined the Chargers on Monday after signing his contract, which is reportedly for one year with \$4.5 million guaranteed.

"That's what the game is about," Cook said about creating memorable moments with Herbert. "It's about making those big-time plays."

"He can sling the ball, man. He came on last year unexpectedly when nobody was expecting him to be a starter and I think he did a really good job at that."

But Herbert wasn't the only reason why Cook joined the Chargers. The two-time Pro Bowl tight end is familiar with offensive coordinator Joe Lombardi and considers offensive line coach Frank Smith a good friend.

Cook had one of his best seasons in 2018 with the Raiders when Smith was the tight ends coach at the time. Cook recorded 68 receptions for 896 yards, six touchdowns and was named a Pro Bowler during his lone season with Smith. But Smith and Cook have kept in contact and texted often during free agency.

Smith recruited Cook and Lombardi provided familiarity. Cook spent the past two seasons playing for the New Orleans Saints, where Lombardi was the quarterbacks coach before joining the Chargers this year.

"I mostly talked with Frank Smith, but I know what Joe brings to the table," said Cook, who is joining his sixth NFL team. "He's a grinder. Joe will stay up until 4 or 5 in the morning making sure that your offense is ready to go week in and week out and he puts in the time and he puts in the effort and I've seen it firsthand.

"To be a part of that the past two years, really kinda made the decision easy. (Lombardi) was a big part of our success with the Saints – a huge part."

Cook wants to be a mentor to the younger players and learn from the skill players, such as wide receivers Keenan Allen and Mike Williams. Cook has played with star wideouts Michael Thomas of the Saints and Davante Adams with the Packers, but the veteran tight end said the Chargers' wide receivers are just as dynamic.

But Cook wants to do more than just be a leader. He sees a bright future for the Chargers' offense.

"A chance to help young players," Cook said for reasons why he joined the Chargers. "Also, a chance to be able to open up the offense a little bit more, spread the field, get on safeties and linebackers, exploit the mismatches when you're getting them and being able to score touchdowns and move the ball."

Familiarity with coaches draws Cook to sign with Chargers

By Joe Reedy
Associated Press
March 22, 2021

COSTA MESA, Calif. (AP) — Jared Cook has signed with a new team, and he will have two coaches who are very familiar with him.

Cook said Monday that offensive coordinator Joe Lombardi and offensive line coach Frank Smith influenced the veteran tight end to sign a one-year contract with the Los Angeles Chargers.

"I think it's important to have coaches that understand what type of player you are and who you are as a person. A lot of times in free agency that takes away some of the unknowns in visiting different teams," Cook said.

Lombardi and Smith were hired by new head coach Brandon Staley. Cook said he was in contact with Smith and Lombardi throughout the free agency process.

Smith was the Raiders' tight end coach the past three seasons, including in 2018 when Cook made the Pro Bowl for the first time and set career highs for catches (68) and yards (896) along with six touchdowns.

"He gets to understand your thought process while playing the game at 100 miles per hour so that he can better understand you as a player and be able to coach you better," Cook said of Smith. "I think that's important. Because Frank laid out that type of relationship, me and him have always kept in contact."

Cook's previous two seasons were in New Orleans, where Lombardi was the quarterbacks coach. Cook had a career-high nine TDs in 2019 and then had 37 receptions for 504 yards and seven touchdowns last season.

"He was the big reason for a lot of our gameplans — really, most of our gameplans. He would go break down film for us, then deliver everything that he broke down," Cook said. "He would also be the guy that's up in the box telling us everything that he saw during the game. His tutelage, his football IQ is very high."

Cook said he hopes to be able to help the offense spread the field and create mismatches with safeties and linebackers. His 22 touchdowns over the past three seasons are second in the league among tight ends. He is expected to fill the void left when Hunter Henry signed with the New England Patriots.

Besides Cook, the Chargers also have Stephen Anderson and Donald Parham on the roster at tight end.

Offensive guard Oday Aboushi also had his first availability since agreeing to terms Saturday on a one-year deal. He lined up mostly at right guard last season in Detroit, but he said the coaching staff hasn't told him which side they have in mind for him with Los Angeles.

"Last year, earning the opportunity to go in there and start — starting and playing the way I did at that level — just gives you more confidence moving forward and what I can do better next season," he said.

MICHAEL DAVIS

The Chargers' main 'Vato': Michael Davis' background inspiration for his NFL success

By Shelley Smith
ESPN.com
March 31, 2021

COSTA MESA, Calif. -- There was a time in Michael Davis' life he wasn't sure where he'd be now. But where he is now is a pretty nice place, having just signed a three-year deal worth \$25.2 million (\$15 million guaranteed) to stay with the Los Angeles Chargers and be close with his mother and son.

"She cried," Davis said about his mom. And he cried along with her.

Nothing like home. Other teams offered more money. But none of them could offer the family-like dynamic that the Chargers possess. And it is the inspiration of family which has helped Davis emerge from being an undrafted free agent in 2017 to a key member of the Chargers' defense moving forward.

Davis was raised by his mother, Ana Martinez, who is from Mexico. His father, who was never in the picture, is black. He identifies with his Mexican heritage down to the tattoos of Emiliano Zapata, a Mexican revolutionary, on one leg and Mexican artists Diego Rivera and Frida Kahlo on the other. He's fluent in Spanish as well and loves the nickname that Chargers safety Jahleel Addae gave him during his rookie year in 2017 - - "Vato," which means dude, homeboy or friend.

It stuck. Now everybody calls Davis "Vato."

According to information provided by the NFL in 2019, 41.1 percent of Chargers fans are Hispanic, the largest percentage of any NFL team. Davis was a huge favorite when the team visited Mexico City in November 2019 for a Monday Night game against the Kansas City Chiefs in Estadio Azteca, a stadium Davis used to visit on trips with his mother. Davis dreamed of playing soccer in Estadio Azteca and says that playing there it was a dream come true.

He was raised in Glendale, California, by his mom and excelled (when he wanted to) in track and football at Glendale High School. Davis admits to not always being as motivated as he could have been, but his talent was evident. He was first team all-CIF in track and field in his senior year, won the Pacific League title in the 100-meter sprint three straight years and the 200 meter sprint four straight years.

His football career was far different -- Glendale won just six games in three years and recruitment was limited ... except for BYU athletic director Tom Holmoe, who appreciated Davis' speed and helped recruit him to Provo, Utah. Davis struggled at times with BYU -- temporarily losing his starting position as a senior to a time to a freshman -- but came off the bench to make an interception and 40-yard return against Michigan State that year, helping the Cougars to a 31-14 victory.

Davis' measurables -- he stands 6-foot-2 and runs a 4.4 in the 40 -- caught the eyes of the Chargers, who signed him after he went undrafted in 2017. Not being drafted created a chip on his shoulder that former Chargers DB coach Ron Milus noticed and honed. That's when Davis says that he started to realize what was possible on the football field.

"I think Ron Milus molded me into a corner," Davis said. "On top of that, I had to work on mentality. It's all about the mental game in the NFL, just those two things."

Davis' talent was showcased this past season after getting a pick-six off Tom Brady, taking the interception 78 yards for a touchdown. That's when things started to click, Davis said. He had a great follow-up performance against the Saints on Monday Night Football a week later.

"I started performing at my highest, at my best," Davis said. "Since then I was like, 'You know what? I actually have a chance to get an extra contract and hopefully stay with the Chargers.'"

Davis started 14 or 16 games for the Chargers in 2020 and had 62 tackles along with and three interceptions for 86 yards (the 78-yarder vs. Brady certainly helped in that department).

And that is a good thing for new head coach Brandon Staley, a former defensive coordinator who relies heavily on the secondary and likes to mix things around. And what Staley has in Davis is a wily veteran able (and more than willing) to pass on knowledge to younger players.

Staley told Davis he wanted to maximize his potential further, something that Davis likes to hear.

"They want me to take it to the next level with my game," he said. "I'm excited for that. I'm a little nervous, but I'm excited."

Davis is a father, as his son, Atticus, is still young enough to see his father in his prime, or what should be his prime.

Oh, and one more accolade: Davis spent four years as a tenor on his high school a capella singing team. So if you need a really speedy player with great hands and a high voice -- not to mention a nice salary for the next three years -- Davis is your guy.

Back in L.A., Michael Davis Ready to Go 'Next Level'

By Chris Hayre
Chargers.com
March 16, 2021

The first defensive player the Chargers agreed to terms with during free agency was one of their own.

Cornerback Michael Davis will return to Los Angeles on a multi-year contract, the team announced on Monday. The Glendale native, who began his NFL career with the Chargers as an undrafted free agent in 2017, has developed into a dependable starter.

New head coach Brandon Staley sees even more.

"Staley just told me that they're going to try to maximize my talents," Davis said. "They're going to work with me and try to maximize my potential. That's about it. That's what I'm hoping for – I'm hoping that he can take my game to the next level."

Davis has made 35 starts over the last three seasons. In 2020, he led the team in passes defended (14) and interceptions (3).

Can't-Miss Play: Michael Davis Reads Tom Brady's Throw for Speedy Pick-Six
In Week 4 against the Super Bowl Champion Tampa Bay Buccaneers, Davis picked off Tom Brady and returned it 78 yards for a touchdown. It wasn't until the following week, though, that Davis said he started to play his best ball.

"In my mind, it might have been the Saints game" he said. "Up until the Saints game, I was struggling a little bit with consistency. Then, after the Saints game, I think that's when everything clicked. That's when everything came together and I started performing at my highest, at my best. Since then, I was like, 'You know what? I actually have a chance to get an extra contract and hopefully stay with the Chargers.'"

Davis, who turned 26 in January, credits former defensive backs coach Ron Milus for developing him into the player he is today. The BYU product said he "wasn't really a corner yet" until Milus became his coach.

Things will be different for Davis in 2021. Four years ago he was fighting for a roster spot. Now, he's now the longest-tenured member of the Chargers secondary.

Former coaches and teammates have moved on. But as he enters the prime of his career, Davis has an opportunity – with an assist from the new staff – "to take it to the next level with my game."

He'll also have a trio of Pro Bowlers to help him get there.

"We're getting D.J. [S Derwin James Jr.] back" he said. "There will be me, D.J. – obviously, we still have [CB] Chris Harris [Jr.]. We have [DE] Joey [Bosa]. I think our defense is still going to be stacked. We're still a young defense, and I think we can come out and kick some ass."

Chargers DB Michael Davis seeks to maximize potential with new 3-year deal

By Gilbert Manzano
Orange County Register
March 17, 2021

Michael Davis returned to his BYU stomping grounds Monday to clear his mind while NFL teams contacted his agent about possibly having the cornerback play for a team not named the Chargers.

"I was just kinda mad that I actually didn't know what was going to happen," Davis said Tuesday. "I just hate not knowing the unknown."

Davis' uneasy feeling didn't last long because his hometown team also called – the one that helped groom the Glendale native from an undrafted free agent to a prized free-agent cornerback.

Davis passed on bigger offers from multiple teams and remained with the Chargers to stay close to his family. Davis agreed to terms on a three-year deal that is reportedly worth \$25.2 million with \$15 million guaranteed.

"I came up here to Utah just to try to get away from everything," Davis said. "I had a few teams interested, but to be honest, I wanted to stay home. I'm a Cali boy and I'm close to my family and I'm just happy the Chargers called."

Davis, 26, had a long path before securing a second long-term NFL contract. He was raised by a single mother, Ana Martinez, a native of Mexico, and attended Glendale High before playing at BYU. Davis joined the Chargers as an undrafted rookie in 2017 and made the 53-man roster as a special teams contributor.

"She cried," Davis said about telling his mom the good news Monday. "She's very happy because she knows that we've been through a lot. I'm just happy to see her happy. She's happy I'm able to stay home."

Davis received his starting opportunity midway through the 2018 season, but he says it wasn't until after Week 5 against the New Orleans Saints last season when it finally clicked for him. He was no longer the inconsistent cornerback with size and speed.

"Up until the Saints game, I was struggling a little bit with consistency," Davis said. "Then, after the Saints game, I think that's when everything clicked. That's when everything came together and I started performing at my highest, at my best. Since then, I was like, 'You know what? I actually have a chance to get an extra contract and hopefully stay with the Chargers.'"

Davis is eager to return to Southern California to sign his new contract and celebrate with his mother and son, Atticus.

But Davis will be greeted by a new head coach in Brandon Staley and will play with new teammates in the Chargers' secondary.

Cornerback Casey Hayward was released last week and safety Rayshawn Jenkins is expected to sign with the Jacksonville Jaguars.

Davis isn't sure what his role will look like in 2021, but he's expecting his play to reach the next level under Staley.

"Staley just told me that they're going to try to maximize my talents," Davis said. "They're going to work with me and try to maximize my potential."

AUSTIN EKELER

Chargers running back Austin Ekeler relishes his beat-the-odds path to an NFL roster

By Liz Mullen
Sports Business Journal
October 29, 2021

Los Angeles Chargers running back Austin Ekeler has signed a deal with American Airlines, adding yet another sponsor to a growing portfolio for the former undrafted rookie who overcame the odds to work his way into a starring position.

At a time when many athletes are shying away from the media and fans, Ekeler is going in the opposite direction. He actively reaches out to fans on social media and talks to them on his Twitch channel. He co-hosts a fantasy football show on Yahoo and was the No. 2 running back in the league for fantasy football in mid-October.

American Airlines is both a Chargers sponsor and a founding partner at Hollywood Park and SoFi Stadium. As part of its one-year agreement with Ekeler, winning fans will get a chance for a VIP tour of the stadium with the running back serving as their guide.

In an interview with *Sports Business Journal*, Ekeler, 26, comes across like he does in public: exuberant, positive and funny. He's a guy from modest beginnings — coming into the NFL undrafted in 2017 from a Division II school and standing at 5 feet, 8 inches. But he made the most of it when he was thrust into a starring role when running back Melvin Gordon held out the start of the 2019 season. It was that season, Ekeler's third in the league, when he really started concentrating on community and giving back, he said.

"I started to realize ... I was very thankful for the life that I have been living," Ekeler said. "The only reason the NFL platform is as big as it is, the only reason why I am able to live the lifestyle I do each day, is because of people who are supporting me, supporting the NFL, supporting fantasy football."

He felt a need to connect, which he does on Twitch and on social, where, among other things, he gives away a signed jersey to a fantasy player who wins their matchup and started him. Ekeler lays himself open to not-so-friendly fans, who may bait him or rag him about his performance.

"Like last game, I had a not-so-good of a game," Ekeler said of the Chargers' 34-6 loss to the Baltimore Ravens in Week 6 of the season. "I have so many comments ... like, 'Seven yards, good job.'"

Ekeler said there is a "mental toughness" one has to have to engage while streaming or on social media. "I am not saying you have to be hard mentally, but you have to understand there are toxic people in the world and you are never going to get away from toxic people. They're always going to be around, just waiting for a moment to poke you or trying to make you say something that you don't want to."

It was physical toughness that propelled Ekeler's unlikely journey into the NFL.

Cameron Weiss, president of Dynamic Sports Group and an NFL agent, heard about Ekeler from an NFL scout in 2016 before he entered his senior year in college. "He told me, 'There is this really good running back out of Western Colorado in the RMAC and I think he's the real deal,'" Weiss related.

Weiss called Ekeler in September of his senior year. Ekeler told Weiss he wasn't sure if he was going to need an NFL agent. "He was like, 'Hey, I have to see how the season goes, I don't even know if I am going to pursue professional football.'"

Ekeler did well and started to notice that NFL scouts, for the first time in his four years at the school, were showing up to watch him. In December, he called Weiss and hired him, saying he would take a shot at the NFL.

By then, Weiss said, "I had watched his film and it was sick — like this guy was grown-manning these guys. He'd go 60 yards to the house; he'd break seven tackles on one run."

Still he was from a Division II school in the Rocky Mountain Athletic Conference. There was no combine invite and Weiss tried and failed to get Ekeler into a collegiate all-star game. Western Colorado didn't even have its own pro day; it had to piggyback on the University of Colorado's pro day as that school held a secondary day for smaller colleges in the area.

"I had to literally beg some scouts to stay around for his pro day and that begging stopped when he did a vertical of 41.5 inches," Weiss recalled. Former New Orleans Saints GM "Randy Mueller, who was with the Chargers at the time, came up to me and said, 'Congratulations. He's legit.'"

Ekeler had more than one offer to sign as a undrafted free agent, and he entered Chargers training camp No. 6 on the depth chart for running backs. But he soon re-established the nickname he got in college from a strength coach who told him he could run with the small guys, but lift with the offensive line. He proved he was "pound for pound" the best by, among other things, doing a one-armed pull-up.

Asked if he challenges Chargers Pro Bowl defensive end Joey Bosa or any of the other defensive or offensive lineman, Ekeler said, "Some of those guys can push more weight than me, but I am going to tell you right now not one of them can do a one-arm pull-up."

When Ekeler was a rookie someone asked him on the last day of training camp if he thought he made the team. "I said, I don't know if I am going to make the team but one thing I do know is I put literally everything I could into this opportunity — when it came to studying, physical, connecting, knowing what to do, trying to make plays. Like that was all Austin Ekeler had to offer and if it wasn't good enough, this wasn't for me. And it ended up being good enough."

Austin Ekeler continues to 'pound' his way toward NFL elite status

By Jeff Tomko
Muscle & Fitness Magazine
June 15, 2021

Based on social media postings, running back Austin Ekeler looks awfully ready for the 2021 NFL season.

His Los Angeles Chargers teammates nicknamed him "Pound for Pound" — as in pound for pound the strongest player on the team's roster. The principle behind the 5'8", 200-pound pass-catching powerhouse's weight room wonders is his allegiance to what he labels a "guerilla style" training regimen.

Other athletes have gone all in with teams of experts customizing innovative percentage-based formulaic workout programs, as well as incorporating high-tech fitness trackers to document each night's sleep patterns and other health variables. Ekeler, meanwhile, sticks with his unorthodoxly old-school approach to working out: He lifts based on how he feels that day. "That tech stuff isn't for me," he says. "To me, it's all over the place. I have an idea of what I'm trying to get done in the gym and how my body is going to react."

That mind-body connection — as well as a ton of football talent — helped elevate Ekeler from an undrafted free agent in 2017 to becoming the Chargers No. 1 back in 2020 after signing a multi-year, \$24.5 million contract following a breakthrough previous season.

Expectations for 2020 were set higher than his NFL Combine vertical leap (40.5 inches), until a freakish hamstring injury kept him out nearly half of last season, in which the Chargers finished 7-9.

"The hamstring injury was the longest I've ever had to sit out," Ekeler says. "In my head, I was sad — and in a lot of pain. But at the same time, I had a pretty good run at making it through every season."

Six months since the season ended, Ekeler says he's now back to 100 percent — he shared the proof on social media. It's also given him time to work on building his brand for broader audience. Having recently moved to Las Vegas, his foundation — Austin Ekeler Foundation — recently helped build a gym for a local high school. He's developed other diverse ventures as well, including part ownership of the "Flying Aces," a team in the FCF, a fan-controlled football league in which online participants get to call the plays, as well as an owner (and designer) of an online bottle lamp company.

And while technology has no place in his workouts, Ekeler has nearly 30,000 Twitch followers, where he's a constant participant. "I wouldn't say anything's changed," he says. "I've just had more access to resources. All the stuff that I'm involved with is my way of helping the people around me and my community."

But football — and football training — remain his top commitments. Even with a busy extracurricular schedule, it's impossible for Ekeler to ever skip a workout. That's good news for optimistic Chargers fans heading into training camp with re-energized expectations as Ekeler's return and 2020 Rookie of the Year Justin Herbert entering his second season make for a potentially explosive offense under new head coach Brandon Staley.

"Training is how I got to this point," Ekeler says. "I've done this my entire life. It's how I operate. I need to work out pretty much every day."

ROAD TO RECOVERY

As a 2017 undrafted free agent out of Western Colorado, Ekeler surprised everyone in 2019 by catching 92 passes for just under 1,000 yards and rushing for nearly 600 yards and 11 total touchdowns while sharing running back duties with Melvin Gordon.

His breakout season not only earned him a four-year deal worth \$24.5 million, but the franchise also shipped Gordon to Denver in 2020, establishing Ekeler as the team's full-time running back.

The bar was immediately set high, but by Week 4, the worst-possible scenario took place against the Tampa Bay Buccaneers. Ekeler tore his left hamstring trying to jump back in an effort to evade a low tackle. "I immediately knew my hamstring wasn't OK," he says. "I almost passed out from the pain. It's one of the most painful injuries I've ever had."

He was placed on Injured Reserve, with a minimum eight-week recovery time expected. It kept him off the field, but no amount of pain could keep Ekeler out of the weight room. "I could still do upper body," he says.

But the main focus from Day 1 was getting back on the field — first step was alleviating the intense pain. Early on, Ekeler says he would go through 30 to 45 minutes of E-stim machine work on his left leg to get blood flowing. Each week, his progression slowly increased — he slowly began walking, then was able to stretch to help gradually increase his range of motion. "The goal was never to stretch past the healing point of the pain level," he says.

By Week 6, Ekeler, a self-described "quick healer," began performing single-leg Bosu ball squats, indicating to him at least that an early return was possible — until he tried running. "There was no chance that I could run," he admits. "I was going to need every bit of those eight weeks. Lucky there was bye week, in there." Ekeler finally returned in Week 12, pain-free, but when it came to football speed, he says he was nowhere near 100%. Despite missing nearly seven full games, he finished the season with 530 yards rushing and 54 receptions.

"I was feeling no pain, but I was definitely feeling slower, with no explosiveness after not running for eight weeks," Ekeler says. "But it's the NFL, you have to perform. So I was back on the field for that."

EKELER KNOWS SQUAT

Today, with training camp scheduled to begin on Aug. 1, Ekeler says he's at full speed — was evidenced by his first big test in the weight room — squats. His first time inside the weight rack, Ekeler stacked four plates on each side for what he called a solid triple.

"I was able to run at full speed, but I hadn't squatted in a while," Ekeler says. "I put some weight on the bar and it didn't bother my hamstring at all. So, I was like, let's try 405 for a few reps. I got three. That was pretty solid. Now I'm up to 13 reps."

In Ekeler's workout regimen, squats — heavy squats — are the foundation for the power and speed needed for football training. Although the weights keep increasing, Ekeler stays on the safe side by rarely if ever maxing out. He instead opting for three sets of three, usually at around 455 pounds.

But when he's feeling especially strong, Ekeler may toss a fifth plate and bang out a triple. "I feel like one rep is not really giving me that much," he says. "To me, three reps is better for my body — I don't have to put as much weight on the bar, which saves my knees a little bit."

Also a legday fixture for the running back are lunges. Since none of his workouts are ever repeated, Ekeler will always alternate variations, going from forward walking lunges on the turf to rear-elevated lunges.

Adding a power element to his training, Ekeler will oftentimes pair lunges with either a jumping movement or sprint out of a running back stance. "It goes from a power movement to straight-up explosive," he says. "I love that type of progress because it's exactly what football is like — you need to be strong and also be able to move explosively."

'GUERRILLA' MENTALITY IN A 'DRAGON'S LAIR'

Having recently moved to Las Vegas, Ekeler does his training at the newly opened Dragon's Lair Gym, owned by seven-time Olympia 212 winner Flex Lewis. While he says the atmosphere rocks, the bodybuilding-type workouts that go on aren't always suitable for his football goals.

"Dragon's Lair is sick," he says. "Because it's a bodybuilding gym, it's got a great atmosphere and a whole lot of really fit people. Seeing so many people who are bigger than me is extra motivation. But they work out way too long for me. They'll work out for two hours doing biceps [laughs]."

For football performance Ekeler sticks with an array of full-body workouts. Some exercises, namely squats, remain a staple in his development. But when it comes to creating NFL-level explosiveness, Ekeler says it's all about the power clean.

"Both hang cleans and power cleans are so much more beneficial for football players because it works like, 90% of my muscle mass — legs, back shoulders, biceps, grip," he says. "It's just a very explosive movement."

In his words, the more you can clean — taking the bar from the ground, slinging than catching it — the faster and more explosive you'll become, especially when you're blowing by — or through — 250-pound linebackers.

His advice for athletes: Get your form right. "I see people do clean that the gym and the form is usually terrible," he says. "Get your mechanics right."

Ekeler says building better form starts with adding accessory moves, like low pulls, high pulls, even front squats to elevate your cleans. Use low weight at first, he says. "If you work on those things, um, there's the progressions individually of the cleans while you're doing cleans too," he says. "It's going to help you build the actual fundamentals of the clean and help you clean more."

As a pro, Ekeler says he doesn't need as much weight to get the most out of power cleans. Instead, four to six reps at 225 pounds is sufficient for running back explosion and all-pro conditioning. "When I'm done, I'm exhausted," he says. "I might have to take a break between the reps — 15-20 seconds just to regroup. But it's a big powerful explosive movement. If you can do that, you're a pretty explosive human being."

Chargers' Austin Ekeler Launches Gridiron Gaming Group

By Trent Murray
The Esports Observer
January 27, 2021

Los Angeles Chargers running back Austin Ekeler has formally launched Gridiron Gaming Group, a streaming collective for sports personalities. The group will launch with six signed players – fellow Chargers players Mike Williams and Justin Jones, Philadelphia Eagles cornerback Avonte Maddox, Las Vegas Raiders long snapper Trent Sieg, New York Jets defensive end Bryce Huff and Los Angeles Dodgers pitcher Tommy Kahnle.

Along with Ekeler, each player will operate their own livestreaming channel on Twitch, leveraging Gridiron Gaming Group to promote their streams, collaborate with other athletes in the group and grow their individual communities.

To celebrate the launch, the seven members will participate in a special streaming event on the morning of Super Bowl Sunday, Feb. 7. The members will host a three-hour broadcast across their channels, engaging with one another and their communities through giveaways, Q&A, and other activities.

Over the last year, Ekeler has grown his personal Twitch channel to 22K followers streaming games such as Fortnite and Call of Duty. He has also broadcast a number of hours in the Sports category which Twitch launched last summer.

Gridiron Gaming Group was founded by Ekeler and Dynamic Sports Group President and CEO Cameron Weiss.

In the last year, collaboration between streamers has been proven to serve as the fastest way to grow a Twitch channel. By participating in a collective together, each of the signed athletes will be able to accelerate the growth of their individual channels by playing games together and interacting with one another.

KYLER FACKRELL

A Conversation With: Kyler Fackrell

By Hayley Elwood
Chargers.com
July 20, 2021

This summer, we thought we'd check in with a few Chargers players before the 2021 season kicks into gear.

Our third conversation features Kyler Fackrell.

Fackrell is one of the newest members of the Chargers after joining the team this spring in free agency.

Here's more from Fackrell on why he joined the Bolts, thoughts on the defense, his reunions with a few former teammates, and more.

Welcome to the Chargers! I know it's been a couple months since you signed and you've now gone through the offseason program, but take us back, why did you choose to sign with this team?

Kyler Fackrell: It had a lot to do with coach Staley. I know Corey (Linsley) and I'm very excited to be back on a team with Corey and Bryan Bulaga. I was there (in Green Bay) with Jared Cook, too. Those are all great guys. But really, it was the conversation that I had with coach Staley and learning his passion for football and for defense and it was kind of the energy that he brings.

So shortly after you signed, Staley mentioned how much respect he had for your game coming from the time he spent in the NFC North coaching for the Bears while you were with the Packers. What are your impressions of him?

Fackrell: He seems really like a players' coach. Exactly what the players would want. I think he's very receptive to what the players want and is fluid in that way trying to make things right for us. We've kind of gone through the installs through this offseason and I think it's pretty clear that he's kind of a brilliant mind defensively. So, I think it's a great combination.

What's it been like getting acclimated to the Chargers organization and the teammates and coaches?

Fackrell: It's been great. They have a great group of guys. I think it's a pretty young team, there's kind of a select few vets, but overall, it's a pretty young team and a team I think that's really kind of hungry. They put together a group of guys who want to work and want to be great.

How does this defense really benefit your skillset?

Fackrell: I think getting the way coach Staley coaches this defense and the way they set up things is for us as EDGE players and for everyone to play fast and to get into one-on-one situations and favorable matchups, that's kind of what it's all about. It's gonna be great for me, for us as EDGE players, and for us on defense.

Staley mentioned your versatility, general manager Tom Telesco mentioned it, you just mentioned it as well. How has that benefited you throughout your career so far?

Fackrell: I think that's what kind of makes a 3-4 defense hard on offenses, when they don't know if the EDGE players are rushing or dropping. Obviously, most EDGE players want to rush and want to get sacks – and that's important – but being able to do both and to be able to drop into coverage and be reliable is a big strength.

Uchenna Nwosu said if anything goes wrong on the field, they can count on you. They're looking to you. You're new to this team but you're a veteran in this league. How does that veteran leadership benefit you and your role now?

Fackrell: I think other than Joey (Bosa) and me, who are the same year, the other guys in the group are young. I think experience really is a huge strength just having seen a lot of football and seeing what offenses try to do. I hope that I'll be able to pass some of that knowledge and little tips to those younger guys to help them get to that stage faster.

You mentioned some of those familiar faces (and former teammates) earlier. I was talking to Bryan Bulaga and asked if he'd ever anticipate having all these Packer reunions out west? For you, how helpful is it to have those guys out here in a new environment?

Fackrell: It's been great. I think especially being out here and out west, this is closer to where I grew up. I grew up in Arizona so it's a little more familiar to me. But again, kind of integrating in a new team and going to a team where you don't know anybody, it's good to know guys and have that "in" already.

What can you say about Bulaga and Linsley and if you got to know Jared Cook at all, and what they'll bring to this team?

Fackrell: They're gonna bring a ton of experience and a ton of knowledge. I think that was a big reason why Corey was brought in, too, to kind of work with Justin Herbert. They're great guys, they're great players. In the locker room, they're gonna be a great influence on what is a pretty young team.

And then lastly, what makes you most excited about being a Charger?

Fackrell: I mean everything. It's really a perfect situation for me, for my family. Being able to live here close to home, close to family, close to friends and all that. The organization has been amazing. I loved meeting with Tom Telesco and ownership. It's been great and I can tell already that it's a great group of guys, guys who want to work and break into that next level and make the playoffs and hopefully make a Super Bowl run.

MATT FEILER

Matt Feiler's Journey Defined By 'Grit, Ambition, Hustle'

By Hayley Elwood
Chargers.com
April 13, 2021

Shortly after Matt Feiler signed a contract with the Chargers, his college, Bloomsburg University of Pennsylvania, tweeted a summary of his journey to and through the NFL thus far – from Division II school to his new contract with the Bolts.

The words that accompanied the tweet, "grit, ambition, hustle," have defined that path.

"I definitely didn't see myself getting here," Feiler said. "It was always my dream to be a professional football player, but it never really crossed my mind. Especially, coming out of a D-II school, that I'd make it as far as I did. Looking back, I'm just grateful things played out the way they did."

Feiler's professional journey started in 2014 when he attended rookie minicamp with the Houston Texans as an undrafted free agent. He went on to spend that season on the team's practice squad. Fast forward to the following year, and the Pittsburgh Steelers claimed him off waivers from Houston and then signed him to their practice squad. He spent the next five seasons in Pittsburgh, eventually earning an active roster spot and then assumed a starting role midway through the 2018 season at right tackle. In 2020, he became the team's starter at left guard.

Feiler credits training in the weight room and developing more of an understanding of schemes as keys to his progression in this league.

"He's productive, reliable, and position flexible," mentioned Chargers assistant offensive line coach Shaun Sarrett.

Sarrett was with Feiler in Pittsburgh and the two have reunited out here with Sarrett joining head coach Brandon Staley's staff.

"It's another person here to make things more comfortable for me," Feiler mentioned. "Just having a familiar face here and someone who (you) can help lean on to help you find stuff or ask questions makes you feel more comfortable."

The versatility that Sarrett discussed played a big part in Feiler coming out west. "Matt Feiler's a guy that I really value," mentioned Brandon Staley. "(He has) right tackle flexibility, played on the right side then goes into left guard. That's a huge stance transition for a player, but he did it seamlessly ... We felt like this guy knows what it takes ... I feel like we got him at the right point of his career where he still has a lot to prove."

But along with his skills, Feiler's journey has certainly molded him into the player and person he is today, and it's something he's bringing with him to this Chargers locker room.

"He truly is a 'team' before 'me' guy," Sarrett continued. "He is the type of player that doesn't blink in the face of adversity."

Communication is Key for Matt Feiler & Corey Linsley

By Hayley Elwood
Chargers.com
March 19, 2021

"We've got to get better up front, some of it is talent. There are different ways to approach that."

That was general manager Tom Telesco discussing the state of the Chargers offensive line shortly after the 2020 season ended.

Fast forward two months, and the Chargers approached some help via free agency with the additions of Corey Linsley and Matt Feiler.

The All-Pro center, Linsley, joins the Bolts after spending the last seven seasons in Green Bay. Feiler spent time at tackle and guard during his tenure in Pittsburgh with the Steelers but will play guard for the Chargers.

Linsley adds to the veteran presence on the offensive line and detailed what qualities he's bringing out to L.A.

"I try to communicate as quickly as I can," Linsley said. "I feel like that's the most important thing for a center, (is) to be able to identify the front and get everybody on the same page as quickly as you possibly can. That's something that I've taken pride in."

"It takes everybody, but when we get up to the line of scrimmage, my most important job is to get everybody on the same page. If guys have questions, communicate with everybody on the offensive line — and the quarterback, as well — effectively. Communication is key. I can reach guys in pass block, but it doesn't mean anything if everybody isn't on the same page and we're all going in different directions. That's the biggest thing on my plate that I have to take care of."

Feiler brings versatility not only with positions but with sides of the line as well, as he mentioned he's played both on the left and right. He also worked his way from undrafted free agent to starter in the NFL and credits Hall of Fame guard Mike Munchak, who was Feiler's offensive line coach for a few seasons in Pittsburgh, for his success.

But as he now joins this Chargers line, he, like Linsley, referenced the importance of communication as they adjust to working together.

"As long as we keep the communication open between everybody — to me, that's the way that we all get on the same page and have the same goal," Feiler said. "Once we all get the same goal and the same mindset, everything will start clicking."

ALOHI GILMAN

Kahuku grad Alohi Gilman set to give away 200 LA Chargers cleat to his community

By Cody Krupp
KITV Island News (Hawaii)
January 26, 2021

Every time LA Chargers rookie Alohi Gilman walked into their team facilities there would be a big crate of cleats sitting there. His first thought was his hometown, the tight knit community of Laie.

As the saying goes "one man's junk is another man's treasure." Tomorrow the Kahuku grad will give them away, maybe making a dream come true to those that were not long ago in his same shoes.

"Being raised in a small town, we don't have nothing. We use cleats till they break, till they have holes in them so I just asked them if I could get all these cleats at the end of the year and that's how the idea started," Gilman said.

Gilman was taken in the 6th round of this past April's NFL Draft, just seven picks after practically his next door neighbor Bradlee Anae was drafted by the Dallas Cowboys.

The community then organized an epic drive by parade and made their way from Laie to Kahuku and Haaula. Now Gilman has put together his own drive by event, but instead of a parade it is a drive way cleat give away. Starting tomorrow at 4pm will give out about 200 Chargers game or practice worn cleats to the community he credits for in getting him to where he is today.

"Anybody is welcome doesn't matter what age you are, it is first come first serve basis. Got some magic cleats in there right now some of my teammates are in there with their names on it still. For me if I were a kid and were able to get a pair of Keenan Allen cleats or one of my idols or any NFL player with not having much just having that alone even if it was a size to big I probably would have loved it cause it's something I would be able to be motivated with," Gilman said.

The former Notre Dame now Chargers safety played mostly on special teams as a rookie this season but did make his first career start in week 17 against the Super Bowl bound Kansas City Chiefs. A career high three tackles and hit the quarterback for the first time but had to leave late in the game to be evaluated for a concussion.

JUSTIN HERBERT

The magic and mystery of Los Angeles Chargers quarterback Justin Herbert

By Mina Kimes
ESPN.com
September 2, 2021

EUGENE, ORE. — Let's talk about the haircut.

Justin Herbert looks away, visibly distraught. Not because he's embarrassed by the haircut in question -- in December, he showed up at a Chargers news conference looking less like a golden-haired surfer god and more like a military school cadet, a visually awkward transformation that launched a thousand memes -- but because talking about the haircut means he has to talk about his least favorite subject, the one that he's been trying to avoid ever since we sat down for breakfast: himself.

Herbert stabs his pancakes with a fork. "So John Lott, our strength and conditioning coach ... he said, 'I cut my son's hair all the time.' I was like 'Sweet, you can cut mine.'" He shoves a bite into his mouth. "He cut it in the weight room, and ... that's kind of it."

But why would you let your strength and conditioning coach ...

He shrugs. "I just didn't really want to pay for a haircut, to be honest."

Offensive Rookie of the Year, \$27 million contract, face of a newly relevant franchise. And yet.

Herbert's hair has grown back, but he still looks younger than his 23 years, hunching over his plate like the biggest kid at school. He's dressed in a T-shirt and shorts that were probably sent to him by Nike; he drives an Audi sedan that was definitely a gift from an auto dealership here in Eugene (he drove it more than 13 hours from Los Angeles). Later, when I point out a Whole Foods from the car, he says he doesn't shop at the grocery store because it's too expensive. "It's just calories," he explains.

Herbert barely looks at social media. He doesn't tweet, and only joined Instagram at the end of college, when his marketing representatives made him sign up. "I don't really run it," he tells me, a little sheepishly. When I mention his public persona is somewhat inscrutable, he seems pleased. "I think the less people know about me, the better," he says. "I don't want to read an article about myself."

Herbert glances at the tape recorder. We both laugh.

When the quarterback's representative told me we were meeting here, in a crowded breakfast spot on the fringe of Oregon's campus, I was curious to see how he'd handle interactions with fans. But in the hour or so since we've arrived, no one has approached him, save the waitress who keeps wordlessly refilling his coffee (Herbert, polite to a fault, stops midsentence to thank her every time). I ask him if he's surprised he hasn't been bothered, and he shakes his head. "I don't think people care a whole lot," he says.

That is, of course, preposterous. We're in Eugene freaking Oregon; Herbert's origin story is as woven into this college town's fabric (hemp, no doubt) as beer and bicycles and Phil Knight. And unlike Knight, he actually grew up here, in the shadow of Autzen Stadium, attending football games with his grandfather as a boy. Eventually, he'd star there as the school's quarterback, solidifying his local legend by returning for a senior season with the Ducks instead of entering the draft. His picture hangs on the wall of the restaurant where we're sitting, along with Oregon sports heroes like Sabrina Ionescu, Payton Pritchard and Marcus Mariota, all clad in green and yellow.

Herbert is friendly with Mariota; the former No. 2 overall pick, now a backup in Las Vegas, owns a house in Eugene not far from where Herbert's parents live. The two quarterbacks share a marketing agency, as well as a network of Oregon alumni and friends. And while their careers seem to be headed in different directions at the moment, their NFL journeys started in the same place, with the football world questioning their ability to lead.

If the draft is a marketplace of competing ideas, the league's disdain for quieter personalities under center is one of its stalder tropes -- an investing principle that persists despite numerous counterexamples, as though introversion is tantamount to sloppy footwork or a wonky release. Herbert, with his generational gifts, could be the star whose success both catalyzes a scarred fan base and shatters the myth of the outspoken Alpha. But he's reluctant to clap back, demurring when nudged for comment on how he has been perceived. So I try a different tack, pointing out that Eli Manning, two-time Super Bowl MVP, was criticized early in his career for his reserved demeanor.

Herbert furrows his brow. "I wish I knew people on the Giants roster that could explain what Eli Manning was all about -- how he acted in the huddle," he says. "I bet when he stepped onto the field, he had control of the offense. Because he had to. And maybe he is soft-spoken off the football field, and maybe he doesn't love all the attention, but I don't think loving the attention and needing it is a requirement to be a good football player."

So, yeah: Justin Herbert doesn't want to talk about Justin Herbert. But that doesn't mean he has nothing to say.

When the Chargers' offense jogged onto the field in Week 2 last season, CBS play-by-play announcer Jim Nantz was stupefied. "Well how about this," he said to his booth partner, Tony Romo. "Justin Herbert's the quarterback on the first snap!" Nantz wasn't the only one surprised to see Herbert instead of Tyrod Taylor, the team's veteran starter. When tight end Hunter Henry saw the rookie in the huddle, he asked him what he was doing on the field. "I was like, just let me call the play," says Herbert, laughing.

The quarterback, like the rest of the world, didn't know at the time that Taylor had suffered a chest injury during warm-ups when the team doctor accidentally punctured his lung ("I felt horrible for him," Herbert says. "I wouldn't wish that on anyone.") Coach Anthony Lynn told the rookie less than 30 seconds before kickoff that he was starting in Taylor's place; as the news trickled through the sideline, star edge rusher Joey Bosa walked over and slapped him on the back.

The first drive was a blur. Because the pandemic had abbreviated the NFL's offseason program and eliminated the preseason altogether, Herbert, who operated exclusively out of the gun at Oregon, was unusually green. He spent part of the summer in Eugene calling plays in an imaginary huddle, his brothers Patrick and Mitchell radioing in messages using a walkie-talkie. Now he was lining up in SoFi Stadium, with the Chiefs' defense bearing down on him like homesteaders descending on untouched land. His teammates were awestruck. Easton Stick, the Chargers' third-string quarterback, recalls watching Herbert flip his protection early in the series and go through his progressions before checking down to running back Joshua Kelley for a 35-yard gain. "He had probably never done that a single time in training camp," Stick says.

Herbert blew everyone away in his debut, but L.A. lost in overtime to the reigning Super Bowl champs. Then, the next week, the Chargers lost again, and again ... going 2-8 over the next 10 games. Some of the losses were chaotic, and others a little freaky -- standard stuff in recent years for the Chargers, a team seemingly subject to the whims of a vindictive special-teams god. Still, optimism abounded. The results mattered less to fans than the performance of their young quarterback, and the early returns were strong. Despite playing behind a leaky offensive line, Herbert dazzled with his arm and his legs, Fred Astaire-ing his way through crowded pockets and launching bombs downfield. He broke Baker Mayfield's rookie passing record with 31 touchdowns, and the team ended the season with a four-game win streak.

While Herbert was taken sixth overall, behind Joe Burrow and Tua Tagovailoa, he did encounter a fair amount of skepticism during the pre-draft process. Many analysts admired his physical tools but questioned his decision-making; in his final season at Oregon, where he lacked elite weapons, the quarterback occasionally locked onto his first read before taking off with the ball. Over breakfast, I confess to Herbert that I underestimated him coming out of college, in part because I didn't properly account for the context around him compared to what Burrow and Tagovailoa were working with at LSU and Alabama. "I appreciate you saying that," he says, with a gentle smile. "It can't be easy."

Herbert says he generally tries to avoid consuming analysis or coverage of his career. Last year, the Chargers, along with the Rams, were featured on HBO's "Hard Knocks." Even though the rookie quarterback was featured in a few scenes, he says he skipped the series (Stick tells me Herbert tried to hide from the cameras). His teammates describe him as a homebody, more keen on watching movies -- he loves Christopher Nolan films, especially "Inception" and "Interstellar" -- and playing board games than going out. During camp last year, when the rookies were quarantined together in a hotel, he insisted on buying a copy of Settlers of Catan, the Risk-like strategy game where players gather resources to accrue territory, for the group. Gabe Nabers, the team's fullback, says they played nearly every night. "He loves that game," says Nabers. "He'll do anything to win."

"The first time he lost, he looked at whoever won -- maybe Gabe or me or some other guy -- and said: "That won't ever happen again," recalls Nate Gilliam, a guard on the practice squad. He giggles. "I was like, 'Uh, OK ... I just met you.'"

Before the season started, the three rookies moved into a house near the Chargers facility in Costa Mesa. Herbert's teammates say they quickly learned that their new roommate was a something of a neat freak, with meticulous handwriting, a color-coordinated closet and a thinly veiled distaste for any sort of mess. Nabers says he has seen Herbert's temper flare up only once, when Nabers tried to abandon his grocery store cart in the parking lot. "The first time we went shopping, I was like, 'Eh, I'll leave it right here,'" he says, pantomiming a gentle push. "And he said: 'No. Take it all the way back.'"

Herbert, who lives alone now (he recently adopted a cat, which he named Nova, after a weapon in the video game Call of Duty), doesn't dispute this characterization. "I like things neat," he says. "Things have a place, and they should be put back where they come from." His preference for order extends to the football field, where he loves feeling confident in his ability to sort through the mess on defense and Marie Kondo his way to a first down -- pre-snap recognition, in quarterback terms. One of his favorite moments as a rookie took place on a seemingly unremarkable play, when he recognized a defensive look from the Raiders, killed the call, then reloaded it after Las Vegas adjusted to his adjustment.

"It was like a game of chess," he says. "If you could do that on every play, every drive ..." he sighs a little. "I think that's where success comes from."

Perhaps. But it also came when Herbert was immersed in chaos -- dodging free rushers and hurling passes across his body, breaking the rules that apply to less gifted athletes. His private quarterback coach, John Beck, says Herbert's natural arm talent is what enables him to thrive outside of structure. "I feel fortunate to have been around some really good throwers," says Beck, who has worked with Matt Ryan and Drew Brees. "There aren't that many people on the planet like that."

If Herbert wasn't a professional football player, he'd probably be a doctor or a science teacher. His dad, Mark, taught high school biology; so did his grandfather, who lived near the family in Eugene. Growing up, he and his brothers used to spend hours at the pond by their grandparents' house, chasing snakes and trying to trap nutria, a rat-like species of rodent endemic to the Pacific Northwest. Holly, his mother, says Herbert used to bring home various animals as pets, including one fish that jumped out of its aquarium while the family was out and died. "He was devastated," she says.

After Justin and I finish breakfast, he takes me to his parents' house, a rambler where he and his brothers grew up. One of them, Mitchell, is visiting from New York (he's a student at Columbia medical school), so the two of us sit outside, on a dusty patio set in the backyard. Mitchell points to the stretch of lawn where he used to catch passes from his younger brother when they were kids. "He was just always so athletically gifted," says Mitchell. "Justin would never say this, but people knew he was different. That's just kind of how he's always been."

Earlier in the day, I had asked Herbert how he ended up playing quarterback growing up. In his usual self-deprecating manner, he told me it was probably because his dad was the team's coach; everyone else says he was an obvious athletic prodigy, the sort of kid who could sling perfect spirals when he was barely out of diapers. At 4, he was out-throwing older boys at track and field events. At 5, he was pulling off unassisted triple plays. His high school football coach, Lane Johnson, says he first witnessed Herbert's "Rookie of the Year"-like throwing power at a little league game, when a young Justin whipped off his catcher's mask to field a bunt, barehanded the ball and threw a kid out. At the time, he was in the second grade.

Holly says she has only one memory of ever getting a call about Herbert's behavior, when a teacher phoned her to ask if she could get him to go easier on the other kids at recess. Watching him play youth soccer was a little embarrassing, she says, because her son scored all of the goals. As a boy, she says, Herbert was equally reluctant to tout his own accomplishments. "When the spotlight was on him, it was uncomfortable -- he was not attention-seeking." Holly describes Justin as a classic middle child. "Sort of the odd man out," she explains.

Herbert's aversion to self-promotion explains, in part, why he wasn't more heavily recruited in high school. After breaking his femur at the beginning of his junior year, he shot up several inches, approaching his current height of 6-foot-6. One would think a kid the size of a power forward with a Howitzer attached to his right shoulder would've enticed football programs far and wide, but Herbert wasn't heavily recruited, in part because, well, he rarely left Eugene. He visited only one quarterback camp, at his dad's request, and told his parents afterward he didn't plan on attending any more. "I don't think he fully understood how unique of a talent he was," says Beck, who notes that Herbert also didn't compete in The Elite 11, the throwing event widely attended by the nation's top prospects. "He never knew how he stacked up next to everyone else."

In the end, Herbert ended up at his dream school, Oregon, cracking the starting lineup as a true freshman under head coach Mark Helfrich. Though the team was very mediocre, Herbert was clearly very good. But when Helfrich was fired, the new head coach, Willie Taggart, declined to name the young quarterback as the starter from the jump, kindling a faux controversy when he told the media he was looking for a real leader. From that point on, Herbert was relentlessly critiqued for his understated attitude, figuratively poked and prodded all the way until the Chargers picked him in the draft. The quarterback studied biology and scored numerous academic honors, with near-perfect grades. Was he too smart? An unnamed lineman told a reporter that Herbert was extremely shy. Could he steer a team? Someone wrote a cute story about how he started a fishing club in high school. Did he like fish more than people?! (No one actually said the last thing, but you get the idea.)

It had to be exhausting. Herbert never complained in public, but others did -- teammates, coaches, friends. Joey Harrington, the former Oregon QB who was also panned for his cerebral vibe, tells me he gets frustrated watching history repeat itself year after year. "I think people have an idea of what a quarterback or leader should be," he says. "But a lot of times in the NFL, people just want you to shut the f--- up and do your job. I don't care if you're trying to motivate me -- if you don't play well, you're costing me money."

I ask him if he has advised Herbert to ignore the noise, and he chuckles. "He doesn't really care. He doesn't listen to this s---; he just does him."

It's true that Herbert mostly ignored the discourse ahead of the draft. ESPN's Desmond Howard questioned his ability to win over a locker room compared to Burrow; the quote spread like an oil spill, but Herbert says he didn't hear it until the comments resurfaced this spring, after he won Offensive Rookie of the Year. He insists he didn't care -- but concedes he did have to answer pointed queries from NFL teams, some of whom shared similar concerns. "I'd go to a meeting and they'd say, 'Well, we've heard some issues about your leadership ability,'" he says. "I said, 'Listen, I'm myself. Ask my teammates.' I'd give them examples."

One of the stories he brought up, he says, was a moment from his performance against Washington State in 2019, when there was less than a minute left in the game and the team was down by one. "I remember being on the sideline and saying, 'We practiced this every Wednesday, the 2-minute drill. We're absolutely fine. We'll go out there, we know what we're doing.'" Herbert went 4-for-4 on passing attempts on the final drive, and Oregon won 37-35.

"If you can look people in the eye in the huddle and say we're fine when bullets are flying and things seem bad ... that's my idea of leadership," he says. "Being yourself. Not being a rah-rah guy. Being the same person always."

He doesn't deny that he's an introvert but contends that the label is widely misunderstood. Back in college, Oregon's offensive coordinator, Marcus Arroyo, gave Herbert a book called "Quiet: The Power of Introverts in a World That Can't Stop Talking." Herbert remembers a section about a developmental psychologist who studied hundreds of children, exposing them to stimulating noises and visuals as infants. One might expect the babies who eventually became quiet kids to turtle inward in response to hectic environments, he says, but the future introverts were actually the infants who wiggled and danced the most.

The book's author, Susan Cain, wrote: "It's as if they process more deeply -- sometimes consciously, sometimes not -- the information they take in about the world."

The day after I meet Herbert and his family, his current and former teammates descend on Eugene for a charity golf tournament he's hosting at a local country club, to benefit a nonprofit that funds youth sports programs. As the morning fog rolls off of the pines, Chargers wideout Keenan Allen, conspicuously dressed in a bright violet polo with matching sneakers, is sitting next to a buffet, plowing through a plate of biscuits and grits. I pull up a chair and ask him what it was like playing with a rookie quarterback after seven seasons of catching passes from Philip Rivers. "Phil has the knowledge, the experience," he says. "But as far as athletic ability?" He snorts. "It's not even close. The guy is throwing 70-yard bombs as he gets hit."

The wide receiver points to a play against the Raiders in Week 9 called X Tower. Herbert was supposed to throw the ball to Mike Williams on a post route, with Allen clearing space -- "running for the love of the game," he says. But when the safety abandoned his responsibility and left Allen in space, Herbert, who was looking to his left at a double-covered Williams, abruptly flicked the ball nearly 30 yards downfield to Allen, who was caught by surprise when it spiraled into his outstretched hands.

"Experienced quarterbacks wouldn't even look at that route," says Allen. Herbert's extraterrestrial arm talent has made all of the receivers work harder, he continues, because no one can take any plays off. "Now, when you're the third guy on the team, you can't think ... OK the ball is going to Keenan, so you don't have to run your route. You can always get the ball at any point in time."

Herbert is Rivers' polar opposite in more ways than one. Allen can't remember a single instance of the rookie screaming in his presence; Rivers was, of course, well known for his antics on the field. "Phil's gonna yell every play," Allen says, cackling. "His team, the other team, he don't care. Phil yellin'." But the wide receiver is quick to point out that, for all of their ostensible differences, Rivers and Herbert share the same competitive fervor, it just manifests itself in different ways. During the Chargers' losing streak last year, he says, Herbert used to sit by himself at his locker for hours after games in full pads, eyes straight ahead. "I had to tell him, 'Bro: Let it go,'" says Allen. "'It ain't got nothing to do with you. Leave it out on the field.'"

Allen pauses, then adds: "It's good to have a guy like that. You know he wants to win."

While the Chargers advanced to the playoffs seven times during the Rivers era, the team made it past the divisional round only once and never reached the Super Bowl. Even when the roster was stocked with talent, the organization seemed to be mired in perpetual misfortune, or playing out a Sisyphian drama where Rivers was doomed to lead endless comeback attempts, seemingly always culminating in a shanked field goal. Between the bizarre losses, the pervasive injuries and ownership's decision to skip town, Chargers fans could be forgiven for jumping ship. But then, Herbert entered the picture, and the franchise's prospects flipped overnight. While Kansas City still looms as the favorite in the conference, there's a sense among fans -- and analysts -- that Los Angeles could be a dark horse in the playoffs.

In a league where quarterback play matters more than ever, drafting a game-changing passer is a little like finding a working compass; no matter where you are, or where your team is going, you can always find your way north. Today, the Chargers' compass is posted up on the 10th hole, hitting the same shot over and over, exchanging pleasantries with every group that stops by his tee. Allen does a double take when Herbert smacks a perfect drive over the treetops, shaking his head. "Relax, my guy!"

Herbert grins. "Sometimes you get a good one, sometimes you get a bad one."

A few minutes later, Pep Hamilton, the former quarterbacks coach in Los Angeles, pulls up in his golf cart. Herbert hits an identical shot (I watch him take the same swing about a dozen times, and almost all of them follow a similar arc), and Hamilton, now with the Texans, whistles. "Jesus, Herbert," he says. "You been doing that all day?"

The quarterback shrugs. "I've had some good ones, some not-so-good ones," he says, tossing his driver in his bag.

As Herbert's Chargers teammates pass through, I pull them to the side, looking for insights. "He's like a sponge in the building -- eats everything up, absorbs so much info, wants to know the playbook more than anything. I mean, he's a biology major," says Scott Quessenberry, a backup guard. Herbert sidles up to us, and Quessenberry gestures in his direction. "He's like: 'Do you know the lifespan of organisms in the ocean?'"

"I've never said that," says Herbert.

Groups of golfers cycle in and out; the sun goes down and the tournament ends, giving way to a party next to the green. Hundreds more people show up for the festivities, lining up for barbecue and drinks and a glimpse of Dan Fouts. I spot Hamilton standing alone with a beer and ask him what it was like teaching Herbert last year. "I think he has a lot more in common with Andrew Luck than any other quarterback I've had a chance to be around in the NFL," says Hamilton, who spent just over two seasons as the offensive coordinator of the Colts. "He's a quiet leader -- he leads by example. He has an innate toughness about him, and he garners field credibility and respect as a result."

Hamilton smiles. "You can be tough without announcing you're tough."

We find a table and watch as a small crowd gathers around a makeshift stage, where a hired performer is playing covers of wedding songs. The singer strums the opening bars of "Sweet Caroline," then stops and calls for Herbert to join him. The quarterback shakes his head, but the guy won't take no for an answer, so Herbert trudges up the steps, where he's flanked by a couple of his offensive linemen. Before long, all of the Chargers still at the event have joined them; one of the linemen is belting out the chorus, and the kicker is swaying with his eyes closed, and Allen is dancing with somebody's mom. A minute or so into the song, I spot Herbert fading into the background, then trying to slip into the crowd. So do his teammates, who pull him back on stage.

Little things help Chargers' Justin Herbert grow into Pro Bowl QB

By Gilbert Manzano
Orange County Register
December 25, 2021

Justin Herbert's arm strength gets most of the attention for his weekly "wow" throws, but it's his decision-making that allows his Chargers coaches to get creative when designing plays for an offensive system that received plenty of skepticism from outsiders heading into the 2021 season.

There was doubt because Chargers head coach Brandon Staley and offensive coordinator Joe Lombardi were tasked with developing Herbert, the reigning Offensive Rookie of the Year.

Staley is a first-year head coach with a defensive background and was coaching Division III college football five years ago. Lombardi struggled as the Detroit Lions' offensive play-caller with quarterback Matthew Stafford and Hall of Fame wide receiver Calvin Johnson at his disposal, and he was fired in 2015 less than two seasons into the job.

Instead of focusing on how this new coaching staff might unlock the full skill set of the strong-armed Herbert, some offered unsolicited advice that it would be best to focus on comfort and simplicity for the second-year quarterback.

Staley half-heartedly agreed that he wanted to make life easier for Herbert, but not without challenging him. The new coaching staff pushed Herbert daily, and his being named as the AFC's starting quarterback for the Pro Bowl this week is validation that Staley and his offensive operation didn't mess him up.

There was no victory lap when the Pro Bowl announcement arrived because the Chargers (8-6) are in the middle of a playoff race with many of their best players on the COVID-19 reserve list heading into Sunday's road game against the Houston Texans (3-11).

Perhaps it's unfair to expect Herbert to carry his short-handed team in Houston, but he's done it before and against better competition. Herbert is always up for a challenge and raising the bar when it comes to preparation.

"Not only does (Herbert) accept the challenge, he usually takes it two or three steps further," Chargers quarterbacks coach Shane Day said. "We're always working on getting better at his craft. He's always working on it all the time. So whatever we present him with or whatever challenges come up, he takes them in and he responds to them and he works on it."

Herbert has exceeded expectations for his second season because he prioritized the little things that are harder to spot than his downfield passes to wide receivers Keenan Allen and Mike Williams.

"He (Herbert) works so hard on the fundamentals and Shane Day does such a good job with those guys in their individual period, just refining their footwork, refining their eyes, refining their timing," Lombardi said. "He takes it so seriously. I think sometimes when you're as talented as him, it's easy to be like, 'I don't need to do that, I can rely on all this talent.' He does not take that

approach. He takes all of those details seriously and he's committed to getting better at it every day."

Day constantly finds himself saying "wow" at Herbert's dazzling throws in practice and in games, but he's most impressed with his daily concentration.

Day listed what a typical Herbert workday looks like: Studies film on the opponent with the other quarterbacks, team meetings with Staley, offensive meetings, quarterback meetings, pre-practice to go through his repetitions, walkthrough workout, full practice and another film session.

"He's completely focused and concentrates more than I've ever seen anyone," said Day, who has 13 years of NFL coaching experience. "That's why we continue to see him get better. No matter what he's doing, he's 100% focused on that activity whether it's working on his fundamentals or whether it's in the meeting room studying the defense. It's really unique."

Staley mentioned that one of the little things Herbert has improved throughout the season is playing with a wider base in the pocket. Staley said that adjustment has helped Herbert play at a controlled pace and it allows him to extend plays while maintaining timing and rhythm with his playmakers.

One example was when Herbert shuffled to his left and moved up into the pocket to evade Bengals defenders and connected with Allen for a first down to avoid a three-and-out on the opening drive in Cincinnati earlier this month.

"The more narrow that your base is, the more that you're probably going to get sped up in your progression," Staley said. "Then, if you don't play with a base, when you have to throw accurately in the interior part of the field, you won't because you don't have your legs underneath you. That's something that he's been able to do throughout this season, just playing with a base within the pocket, which allows him to progress more rapidly."

Herbert – who is third in the NFL in passing touchdowns (32), tied for third in completions (360) and fourth in yards passing (4,058) – has flourished with accuracy and quickly going through his reads.

Initially, the Chargers' playbook consisted of traditional plays with three reads and had a variety of play-action passes to attack the deep part of the field. But as the weeks went by this season, the coaching staff expanded the playbook to utilize Herbert's mobility with naked bootlegs and plays with the offensive line moving out of the pocket with Herbert.

"The thing that I am so impressed with Justin is how much he improves week-to-week and how rapid that improvement is," Staley said, "because I think people realize how gifted he is and how special he is, but I don't think people are appreciating how much he's improving each week and the little things that he's improving at. There's still so far to go with his game, at the same time. That's the thing that I've been so impressed with. You don't know that until you get with a player. His hunger and that drive, that will that he has to become his best. I think that that's what's been impressive for me this season."

The coaches can get creative with designing plays because they trust Herbert to make smart decisions, whether that's executing the play with options or scrambling for yards. But where Herbert truly earned the trust is making the unknown happen.

"You just know he's going to do the right thing, and a lot of times not only is he going to do the right thing, he's going to make something that none of us thought would happen happen for a big explosive play," Day said.

"He can play complete quarterback. Defenses have to pick their poison. If we flush him, he might make a bigger play than he was in the pocket.' That's what's kinda cool about Justin's game is he keeps developing all parts of it."

Herbert has clearly exceeded expectations in his second season, but he's had his hiccups against some of the best defensive minds in the NFL in losses to the Baltimore Ravens, New England Patriots, Minnesota Vikings and Denver Broncos.

Chargers backup quarterback Chase Daniel isn't concerned about those Herbert performances because he's seen what he's done in two seasons. Daniel is focused on Herbert being the first quarterback in NFL history to throw more than 30 touchdown passes in the first two seasons to start a career, along with the many other records he's broken this season.

Herbert needs three passing touchdowns to break the single-season franchise record. The recently retired Philip Rivers owns the record with 34 passing touchdowns in 2008. If Herbert starts in the Pro Bowl (instead of playing in the Super Bowl at SoFi Stadium), he would become the first Chargers quarterback to do that since Dan Fouts in 1983.

Instead of nitpicking Herbert's game, focus on the little things or the touchdown bombs.

"A lot of people call it arm arrogance," Daniel joked about Herbert's jaw-dropping 59-yard touchdown to Jalen Guyton against the New York Giants earlier this month. "He just shows off with it. It's been pretty cool."

Daniel said former New Orleans Saints quarterback Drew Brees is the best quarterback he's ever played with and referred to Herbert as the most talented quarterback.

Daniel has no doubt that Herbert will eventually reach the prime level of Brees. For now, he recommends simply enjoying the "wow" plays.

"He's going to get hit," Day recalled thinking when he saw Herbert unleash his wondrous touchdown pass to Guyton. "Then the ball goes up and I'm looking down in the end zone and I'm like, 'Oh, my gosh, touchdown!' Those are so wow plays for me. It's so fun to watch."

How Chargers QB Justin Herbert is navigating second-year ups and downs

By Shelley Smith
ESPN.com
November 11, 2021

COSTA MESA, Calif. -- He's been the Los Angeles Chargers' starting quarterback for more than a year now. Halfway through his second season, Justin Herbert has been through the usual ups and downs. Right now, he's is on an upswing after completing 84.2% of his passes with no interceptions in a victory at the Philadelphia Eagles and has his team tied for the lead in the AFC West with a 5-3 record.

So what has Herbert learned through all this?

Turning a negative into a teaching moment is something he has been tenacious about ever since started playing football, which he says he loves with a passion. It's why he had a 4.01 GPA in college at Oregon, where he won the equivalent of the Academic Heisman. He's smart and he cares.

The two losses prior to the win over the Eagles - Week 8 at home to the New England Patriots and at the Baltimore Ravens in Week 6 before the bye -- were devastating, as Herbert had two consecutive games with a passer rating below 70 for the first time in his career. You could see the frustration on his face. But here's what he said just a few days later:

"As tough as it may be, there was a lot of good film to watch," Herbert said. "You have to get better and, thankfully, it's a long season. We're not going to let two games get us down. It's all about coming back and handling adversity. I think that guys have done a great job of handling that this week and showing with their practice and giving their best effort. It might not go our way, but that's what's going to happen."

"That's NFL football. I think we've done a great job of responding to that, so I'm really excited to see what we can do."

And what did they do? Beat the Eagles in front of a hostile crowd of close to 68,000 by using clock management and accurate strikes to a bevy of top-notch receivers. In the end, he completed 32 of 38 passes for 356 yards and two touchdown passes and scored another touchdown with his feet, an 8-yard run to make the score 24-17 in the fourth quarter.

He was so excited, the normally stoic quarterback raised his arms in the air as his teammates jumped all over him.

"I believe it was Cover 0, took a five-step drop and kind of saw the opening ... just tried to get as many yards as I could," Herbert said.

His feet didn't leave the ground on that celebration, which is typical for the grounded QB.

After the Eagles tied the game back up, Herbert proceeded to guide his team on a 15-play, 64-yard drive that took 6:05. Herbert and company ran all but two seconds off the clock, setting up kicker Dustin Hopkins' game-winning 29-yard field goal.

The drive included two fourth-down conversions. He credited Chargers coach Brandon Staley's decision-making to go for both, the second of which was a quarterback sneak at the Philadelphia 28 that got Hopkins closer for the winning kick.

"I liked the run design on that particular short-yardage play," Staley said. "We worked on it all week and I was just really confident in our group. ... I wanted to finish that game with the ball."

Herbert also credited receivers Keenan Allen and Jalen Guyton, along with running backs Austin Ekeler and Joshua Kelley, who all made plays in that final drive. And who could forget the 49-yard cross-field strike to Mike Williams early in the third quarter, which set up a touchdown to break a 10-all tie.

"A strength of Justin's is his arm and accuracy in the deep part of the field," Staley said. "A strength of Mike Williams is his ability to judge and track it in the deep part of the field ... Even if he's not wide open, but if it's a one-on-one down the field, we feel like that is an advantage situation."

Something else Herbert has learned is to be confident throwing on the run. Staley has faith in him using that skill for short and intermediate passes as well as deep throws. And Herbert has the ability to do so while rolling to either side.

A reporter asked this question of Staley this week: Is it an unfair burden to expect Herbert to throw for 350 yards each game?

"I don't think it's an unfair burden because he is capable of it," Staley said of Herbert, who has thrown for 300-plus yards in a game four times this season and 12 times in his career. "He's set a remarkable standard because he has accomplished a lot and he is capable of a lot ... he hasn't just done it a couple of times, he's done it a bunch so far in his young career. He has certainly set a high standard for himself."

And there are nine games left and a ton of opportunity to grab, starting Sunday at SoFi Stadium against the Minnesota Vikings (4:05 p.m. ET, Fox). One thing we know about Herbert is if he makes a mistake or has a bad game, he comes back stronger and more persistent.

And it shows. He's learned it.

Facing pressure appears to be old hat for young Chargers quarterback Justin Herbert

By Jeff Miller
Los Angeles Times
October 7, 2021

The breakdowns were unfortunate, glaring and — in the words of offensive coordinator Joe Lombardi — “really silly.”

Twice Monday, Justin Herbert faced almost instant pressure because of failures in the Chargers' pass protection.

The plays resulted in a short completion and a sack, the sum total being a loss of one yard.

But despite his offense going backward, Lombardi explained that what Herbert avoided on those plays was much more significant: calamity.

“That's not easy to do, what he did in those situations,” Lombardi said. “So his ball security and clock in his head, those things were just outstanding.”

Herbert has gone back-to-back games — victories over AFC West rivals Kansas City and Las Vegas — without a turnover.

With 38 attempts by Herbert in each game, the Chiefs and Raiders sacked him only three times, that number aided by the quarterback's ability to make quick decisions and even quicker passes.

“He's just got that instinct, that feel, that awareness that I'm not sure you can really teach,” Lombardi said. “It's a nice security blanket as a play caller to know that he's gonna not let a lot of bad things happen if something breaks down in front of him.”

At Oregon, Herbert was known as a quarterback who could make plays in structure. NFL scouts were less convinced of his ability to salvage situations gone wrong.

Since debuting with the Chargers in Week 2 last season, Herbert repeatedly has mocked any such concerns. He has been among the league's best when under pressure or off script.

“The most impressive thing about him is how quickly he processes the information,” Lombardi said, “how quickly he gets rid of the ball.”

After the Chargers' Week 3 win at Kansas City, Lombardi said a late-game situation involving the clock reminded him that Herbert is in only his second season.

On Thursday, Lombardi says the opposite is true when it comes to Herbert recognizing and solving issues that arise in a sudden moment.

“He seems like a 10-year veteran when you get to that aspect of the game,” Lombardi said, “just his ability to figure out where the ball should go.”

Last year, before the Chargers played at New Orleans, Lombardi said he met on the field with Shane Steichen. At the time, Steichen was the Chargers' offensive coordinator and Lombardi was a Saints assistant.

During their conversation, Lombardi said he asked Steichen when he realized the Chargers had something special in Herbert. The answer: right away.

“You could just tell he had an instinct for who was open and where to go with the ball,” Lombardi said. “I don't know how to explain it. It's pretty rare for someone as young as he is.”

Herbert will make just his 20th NFL start Sunday when the Chargers play the Cleveland Browns at SoFi Stadium. He won't turn 24 until March.

Head coach Brandon Staley this week praised his decisiveness and strength in securing the football when he does get hit, calling Herbert's calm amid chaos “the beauty of Justin.”

After some early issues in the red zone, the Chargers have scored touchdowns on eight of their last 10 trips inside the opposing 20-yard line. One of those failures came when Herbert took a knee to end the game Monday.

Herbert has seven touchdown passes — to five different receivers — over the last two weeks.

For the season, the Chargers' offense is four for four on fourth down. Herbert has passed for three of those conversions and run for the other.

Since he took over as their starting quarterback, the Chargers are 7-2 — with six wins in a row — when Herbert doesn't turn over the ball.

“You can't minimize the importance of him taking care of the football,” Staley said. “It's an 11-man operation, but he's at the heart of it all.”

Justin Herbert, Chargers' new offense could thrive thanks to his study skills

By Gilbert Manzano
Orange County Register
September 11, 2021

Nate Gilliam and Gabe Nabers had an awkward situation when Justin Herbert asked what they planned to do for housing during their rookie season with the Chargers.

Gilliam and Nabers already had plans to live together. They didn't expect the prized first-round rookie quarterback to be interested in being anyone's roommate.

"I think we found a place," Gilliam recalled telling Herbert when he revealed his plans with Nabers.

Herbert's response, according to Gilliam: "Oh, so you don't want to live with me?"

Gilliam and Nabers didn't mind making room for one more because they had become close with Herbert during training camp. They played video games, board games and ate together while staying at the team hotel.

"We didn't know that was an option," Gilliam, an offensive lineman on the Chargers' practice squad, said about living with Herbert. "We just didn't know that was actually going to come together. I think we went to dinner and we talked it over then."

The three rookies moved into a place near the team's facility in Costa Mesa and added to their teammate bonding activities by hosting a feast on the days following wins last season. The roommates cooked a "victory brisket" for the main course.

"He won't take credit for it, but he's like the head of the operation when it comes to cooking the meat," Nabers, a fullback, said of Herbert. "I'm like the sous chef and sides guy. I'm the ultimate sides guy."

The college-like atmosphere helped Herbert stay centered while dealing with the rigorous demands of being a starting quarterback in the NFL. But Gilliam and Nabers quickly learned that any roommate activities needed to be planned for early in the week.

The closer it got to game days, the more time Herbert spent in his downstairs office analyzing film and preparing for that week's opponent.

"We'd get home and he'd be in his own zone," Nabers said. "Me and Nate would have our own things that we do and I'd be in my room watching film. ... But Justin would always be downstairs in his office watching film."

Occasionally, Gilliam knocked on Herbert's door and asked if he could pick his brain on what he's seeing on film.

"With that guy, you have to give him space," Gilliam said. "Let him focus. Let him do his own thing. You can chime in. He's not going to be standoffish. ... But with those kinds of people, I feel like they just see it quicker than others in the sense that they see the big picture."

"For him, he sees the coverages. He sees certain things a different way. ... He just picked it up a little bit quicker than the normal person."

That meticulous preparation is why Herbert had instant success when he was thrust into the starter's role in Week 2 last season without getting any first-team snaps in training camp. His ability to quickly process how defenses are attacking him helped him sustain that success and deliver a record-setting rookie season.

But Herbert, 23, is starting from scratch for his second season with a new coaching staff and another scheme to learn.

He won't catch the Washington Football Team by surprise in the season opener on Sunday at FedExField. All of the Chargers' 2021 opponents have a year's worth of film on the strong-armed quarterback, but Herbert doesn't rely solely on his physical gifts to beat opponents.

He welcomes the challenge of adjusting to the adjustments defenses are sure to make against him this season.

RISK FOR LONG-TERM REWARDS

Herbert broke several NFL rookie records and earned Offensive Rookie of the Year honors under the guidance of former head coach Anthony Lynn and his staff.

The Chargers fired Lynn after Herbert's memorable rookie year because the team had back-to-back losing seasons and the front office didn't view Lynn and his staff as innovative enough to take Herbert to the next level.

By hiring a new coaching staff, the Chargers risked disrupting Herbert's comfort zone. Too many times young quarterbacks regress because they were forced to learn a new offensive system.

But that was likely never a significant concern for Chargers ownership and General Manager Tom Telesco after they witnessed what Herbert was able to do without an offseason program during the pandemic and without any starter's reps before being notified just before kickoff that he would make his debut against the defending Super Bowl champion Kansas City Chiefs in Week 2.

A revolving door at offensive coordinator has derailed the careers of many promising quarterbacks, but learning a new system hasn't been an issue for Herbert. Consuming new knowledge has become one of his strengths.

"That's a skill," Nabers said, "being able to drop some information and just fully let the new information flood your brain. That's a skill. I think that's something (Herbert's) been pretty good at."

Herbert is in the process of learning his fifth offensive system in the past six seasons. He had three head coaches in four seasons at the University of Oregon and is now with his second NFL head coach.

Herbert, a three-time Academic All-American at Oregon, credited his study habits for being able to transition to different offensive systems.

"I think it goes back to school and having good study habits," said Herbert, a biology major who had a 4.01 cumulative grade-point average in college. "Being able to try and pick things up quickly, you have to work hard. You have to put the work in to get it figured out."

Disrupting Herbert's comfort zone after his historic rookie season was likely worth the risk for the Chargers because of his proven study habits and his new teachers.

The well-prepared Herbert is now working with Chargers coach Brandon Staley, a defensive mastermind with a knack for being ahead of trends, and offensive coordinator Joe Lombardi, who has extensive knowledge of the New Orleans Saints' offensive system, one of the most successful schemes in the league over the past 15 years.

Lombardi, Staley, quarterbacks coach Shane Day and offensive line coach Frank Smith spent the offseason program and training camp building off the Saints' scheme as a foundation and tweaking it to fit Herbert's strengths.

Lombardi spent 12 of the past 14 seasons as a Saints assistant coach. He was the quarterbacks coach for 10 of those years and got to coach Drew Brees, Teddy Bridgewater, Taysom Hill, Jameis Winston and Chase Daniel, who is now a backup quarterback with the Chargers.

"It's a very sophisticated offense, but the foundation is the same," Daniel said about comparing the Chargers' and Saints' schemes. "We're going to do stuff that Justin might do better than Drew Brees and vice versa. What Joe does is fit the offense to the quarterback. He got spoiled for so long being with Drew for 12 years. But this No. 10 of ours is special. He can throw just about every ball on the football field."

"I know Justin's excited about (the new offense). It's a lot of studying, a lot of work for a quarterback in this system. You literally have to know every single bit in the run game, the pass game, play-action game, screen game. Justin's been studying his butt off for that. It's going to be fun when the live bullets start flying."

The complex scheme and rotating personnel groupings at a rapid pace might be the toughest system Herbert has ever been asked to grasp, but he's embraced the challenge.

"It's never easy and I wouldn't really want it any other way," Herbert said. "It's obviously a tough scheme that we have to learn, but all of the guys here, they put in a lot of effort. I think it's been going pretty well so far."

'EVERYBODY GETS LOVE'

Chargers wide receiver Keenan Allen was in the process of explaining what makes this offensive system different from others when he realized Nabers was being featured in this offense.

"We got different personnel groupings," Allen explained. "Gabe's getting catches out there. ... Obviously, that's Herb's guy. He's getting catches on hitch routes. That's a fullback, by the way."

Allen doesn't want to lose targets to a fullback, but he understands the more other players contribute, the better it's going to be for him and Herbert in the long run.

“Everybody gets love in the offense and that’s good because, obviously, I get doubled a lot,” said Allen, a four-time Pro Bowl receiver. “Mike (Williams) gets doubled sometimes in the red zone. Jared (Cook) will get doubled in the red zone. (Austin Ekeler) gets doubled sometimes, so if everybody is getting the ball, it’s hard to pick who to double, so it’ll open up some matchups.”

Nabers is Herbert’s guy, as Allen mentioned, but they’re no longer roommates. All three moved into their own homes for their second NFL season. Nabers and Gilliam won’t have to worry about disrupting Herbert’s “locked in” film sessions. Herbert has a new home office, but the results on the field have been the same.

Herbert has gotten his teammates in the right places and has executed the fast-paced offense smoothly in practices, according to his teammates.

“We’re going to utilize his big arm,” Lombardi said about taking downfield shots. “We’re keeping the defense on their heels, especially when a new personnel group comes in while you’re in the huddle. By the time they figure out who’s in the huddle, they’re trying to get their call in. We’ll already be breaking and then the ball snaps. It gives (opposing defenses) less time to think, the faster you can change personnel groups.

“They’re always looking for tendencies. Like when we’re in this personnel grouping, this is the call we like to make. The less time you give them to think about it, the better.”

Nabers expects the Chargers to have a variety of personnel groupings, including multiple tight ends on the field and an empty backfield.

“Any offensive coordinator is going to want to utilize Keenan, but a lot of our schemes last year were to try to get him and some of our main dominant playmakers the ball, which you always want to do, but I think the difference in this offense is this offense is trying to highlight where you’re weak,” Nabers said. “So week-to-week we’re going to try to find where is the weak point in a defense?”

“And we have weapons at every spot. ... There’s definitely different ways to get everybody the ball. It’s not an offense where you’re asleep on some plays. ‘I know I’m not getting the ball.’ If you have that mindset then you’re going to get hit in the back of the head with a ball because you never know when it’s coming.”

ROOM FOR IMPROVEMENT

Herbert had a prolific rookie season, but he had some struggles when facing defenses with complex disguises.

But Herbert should improve in that area after spending an offseason with a defensive coach who thrived with disguises. Staley turned the Rams into the top-ranked defense in the NFL last season when he was their defensive coordinator.

Staley has made sure to throw as much as possible at Herbert and the offense during practice.

“They’ve done such a great job disguising their looks,” Herbert said about Staley’s Chargers defense. “That’s what they do such a great job of. They’re really well-coached and they have some really talented guys on that side of the ball.

It’s a special opportunity for us to go against them because they’re going to make us better and, hopefully, we’ll be able to do the same thing for them. Just to be able to see it, see their fronts, all of the different personnel and what they’re able to do, it’ll make us better.”

Staley attempted to confuse Herbert, but he quickly realized how much he has improved from his rookie season.

“What I’m aware of is that on defense, your margin for error is so much smaller against the caliber of a quarterback like Justin Herbert,” Staley said. “The margins are so small and you have to be so much more precise. That’s really bringing out the best in our defense, especially from a coverage systems standpoint because he can hit any throw that’s tightly contested. If you’re not tightly contested, those are layups for him. I think it’s really bringing out the best in our defense.”

The Chargers’ new offensive scheme has evolved since the start of training camp and the test trials in practices have concluded. The updated scheme launches Sunday and mistakes will likely occur against a stacked Washington defense led by Chase Young and Montez Sweat, but adjusting on the fly is what Herbert does best.

“It’s obviously a tough situation when you lose a coaching staff that you’ve become close with,” Herbert said. “It’s never easy. But you have to look at it as a good opportunity to learn more about football. All of these schemes and all of the things that they bring are going to be different. You get to see more football, you get to learn more. I think that aspect of my background has helped me.”

Daniel said Herbert didn’t speak much when Brees met with the Chargers’ quarterbacks on multiple occasions in the summer. Herbert, as he often does, was listening and letting Brees’ knowledge flood into his brain.

“He’s probably one of the smartest young guys I’ve been around in terms of knowledge,” Daniel said.

Herbert’s football IQ and study habits helped launch his NFL career. Now, those tools should help him sustain success with a new offensive scheme in 2021.

Justin Herbert went from ‘Justin Who?’ at Oregon to a Chargers standout in five years

By Jeff Miller
Los Angeles Times
July 27, 2021

He went from No. 2 on his team to No. 1 in his league, collecting numerous franchise and NFL records during a wholly unexpected offensive rookie of the year season.

Stunning as it was, fast-tracking is nothing new to Justin Herbert, who arrived as the sixth-string quarterback at Oregon and bolted into the starting lineup only six games into his freshman year.

To appreciate how meteoric the rise of the Chargers quarterback has been, consider that it was in August of 2016 that then-Ducks wide receiver Darren Carrington called him this:

“Justin, the freshman from Eugene. I forget his last name.”

Just five years ago — Five! — even one of his teammates didn’t know it was Justin “Herbert.” This week — as the Chargers gather in Costa Mesa for the opening of training camp — all of football knows him ... and well.

Last season, Herbert produced more passing touchdowns (31), total touchdowns (36) and 300-yard games (eight) than any NFL rookie in history.

He finished with more yards than Aaron Rodgers, better accuracy than Patrick Mahomes and a higher rating than Philip Rivers.

He was at his best under pressure, on third down and in prime time.

So, entering Year 2, Herbert is expected to be, ah, better?

“There are no guarantees in this league,” said John Beck, Herbert’s personal coach. “There are a lot of guys on the other side of the ball getting paid a lot of money to stop you. And, as a quarterback, you need your teammates too. But, in terms of what Justin can control, he has a great chance to be an amazing quarterback in this league for a long time.”

The Chargers have a new coach in Brandon Staley and a new offense that is more nuanced and places additional responsibility on the quarterback. Herbert has admitted he has a lot to learn, even as a former straight-A student.

Beck, who works with Herbert at 3DQB in Huntington Beach, predicted any stalling in 2021 will be the result of the transition to a new scheme rather than the development of the orchestrator of that scheme.

“Justin’s going to be an improved football player, no doubt,” Beck said. “He’s certainly going to be a better quarterback. If there are circumstances where the road becomes bumpy, I would believe it would be him getting accustomed to the new offense and he and his teammates building chemistry in a new system.”

Herbert, 23, faced few expectations last July. Yes, he was the No. 6 overall pick, but the Chargers already had veteran Tyrod Taylor and the full intention of starting Taylor for the foreseeable future.

Things changed in Week 2 when Taylor was sidelined by a pregame medical accident minutes before kickoff. Herbert started and performed convincingly enough that he missed just four offensive snaps the rest of the season.

Today, everyone is forecasting greater things as he prepares to operate behind a rebuilt offensive line projected to make Herbert's life easier.

He suggested that muting the outside chatter won't be a problem. Herbert insisted he'll listen only to those whose opinions matter — family, teammates, coaches — just as he always has.

This is a player who grew up grounded in leafy, tree-lined Eugene, who has experienced broken bones and busted seasons, who had only one personal coach before joining up with Beck last year.

When he was in school, Herbert worked with one guy for one hour and, \$100 later, told his father Mark that the money could be better spent elsewhere.

"The way you manage expectations is the outside expectations will never, ever, ever, ever approach your own," Staley said. "We just focus on him being as good as he can be, on him being himself, not trying to be somebody [else]."

Herbert, according to those who know him well, never has been anything but himself, even in the aftermath of his glorious 15-game NFL debut.

He returned to Oregon this summer and hosted a charity golf tournament that benefited KidSports, a local nonprofit that provides athletic opportunities for children and is the place where Herbert first experienced organized football.

His tournament sold out so fast that the field had to be expanded. More than \$150,000 was raised by Herbert and his fellow "celebrities," a group that included star wide receiver Keenan Allen along with several other Chargers.

"I was as proud watching him give back through the golf tournament as I was watching him play last season," Mark said. "There are just some bigger things in life. I think he's on the right path to seeing that."

Herbert's father never expected his middle son to be an NFL star. The family lives practically within the shadow of Autzen Stadium, home of the Ducks and Herbert's stated ultimate destination growing up.

The NFL? That's a five-hour drive away in Seattle.

Until traveling to Denver to watch the Chargers in Week 8 last year, Mark hadn't been to an NFL game since the late 1980s. He often has pondered how and why so much good has happened to his son so quickly.

He said he considered the professional fate of other notable Pac-12 quarterbacks — think Josh Rosen and Sam Darnold — and wondered, "Why him? Just dumb luck?"

"This is all new to us," Mark said. "We're just grateful and gracious that the path he's on seems like the right one. We're just parents happy that he's succeeding. Whatever it is, we're grateful for it and I think Justin is too."

It is an adjustment, your unassuming son suddenly sought for television commercials and gaining fame for things such as his latest haircut or ability to barbecue brisket.

A couple of days before the show this month, Herbert turned to Mark and said, "Dad, did I tell you I'm going to the ESPYs?" Mark went online to find out his son had been nominated for an award.

"That's the way he is about a lot of things," Mark said. "It's like, you don't need to tell anyone how good you are. If you're really any good, people are going to know."

For a player who seems to have everything and more, Herbert has experienced empty moments.

He broke his leg in high school and missed most of his junior season. He fractured his collarbone as a sophomore at Oregon. His first Ducks team finished 4-8.

There were times in college when Herbert questioned whether he belonged on a Power Five football field. At the 2020 draft combine, he said he didn't know if he was ready to be a starter in the pros because he'd never played in the NFL.

That admission generated outside doubt, former linebacker and current television analyst Emmanuel Acho saying Herbert "could potentially be one of the biggest mistakes of the draft."

Beck was instrumental in cultivating Herbert's belief in himself, along with his talent. The two bonded quickly, Beck explaining that they are "both thinkers" and learned in humbled environments rather than at elite camps.

"You just simply played ball," said Beck, 39, a former NFL quarterback.

"That's how you came up. We both came from a place where nobody's telling you how great you are. You're just self-motivated."

In June, about 16 months after Herbert admitted he didn't know if he could play in this league, Staley said the most impressive thing about the young quarterback was his presence.

He called Herbert "a commander in the offense" and pointed out how comfortable he looks going into and coming out of the huddle and making calls at the line of scrimmage.

All of this adds to the growing notion that this should be a second NFL season more special than the record-setting first.

"Justin has all the tools that you would want," Beck said.

"He's a smart kid. He's very determined. It means a lot to him to play well. He's fully invested. ... He's exactly what you want when you pick a franchise quarterback."

At football's highest level, Herbert is on his way to establishing his game, just five years after someone in his huddle didn't know his name.

Acts of Kindness: Justin Herbert hosts golf tourney to raise money for Kidsports

By Kendall Bartley
NBC16 KMTR (Eugene, Ore.)
April 9, 2021

EUGENE, Ore. - It's where Eugene native Justin Herbert started his football journey - Kidsports, a local nonprofit providing youth sports programs for kids in our area.

Now the former Sheldon Irish and Oregon Duck quarterback is entering his second year in the NFL with the Los Angeles Chargers.

The hometown hero is now giving back to the nonprofit by hosting The Justin Herbert Golf Invitational.

"Eugene's always been my home and I've loved that community and they've given me so much," said Herbert. "If I have even the slightest chance at giving back and helping them, I'd love to do it."

The Justin Herbert Invitational is on July 8th. It has a huge goal of raising \$100,000 benefitting Kidsports.

Bev Smith, the executive director of Kidsports was ecstatic: "First of all, it's incredibly heartwarming, and secondly, it just falls in line with the type of person Justin Herbert is and the family from which he leaned most of his values and principles."

Justin partnered with Kendall Auto Group, which is the presenting sponsor.

"When we partnered with Justin and talked about putting on an event that would help support the community, it didn't take any conversation at all for us to decide if Kidsports would be the right fit," said Amy Newport, the community relations specialist with Kendall Auto Group.

Kidsports was the program Justin grew up with.

"As Justin talked about an interview this year when he was going through some losing with the Chargers," said Smith, "he mentioned that he had learned the importance of winning and losing and how to manage that through Kidsports. So, really what we would like our kids to learn is that sometimes you win, sometimes you learn, and the rest of the time you should be having fun - and I think that's why Kidsports has managed to maintain its presence in the community for so long."

Kidsports is a fun program that builds friendships and stability.

As Justin explains, "I think it's huge because I take a look at my life and without football, baseball and basketball, I don't know what I'd do. I'd be in school and definitely learning, but football has been such a big part of my life and there are people all across the city that, given that same opportunity, they can shine. If we're able to provide that for them, I think it's a great opportunity."

Now, Justin is hoping this golf tournament will provide just that.

"All of the money, all of the proceeds will go to making sure that every kid will have a chance to play."

Smith explained what the money would mean to Kidsports.

"It would benefit us in all kinds of ways," she said. "Certainly we want and would love to fund free; we would love activities for children to be free, particularly for low income families, particularly families who have been affected by COVID-19 and the fires in our community. We try to find ways to get kids out here to play."

The goal of \$100,000 can go a long way, and Newport believes they are well on their way with fundraising already.

"I believe I'm being conservative in saying that we are going to blow that out of the water."

The Real-Life Diet of Chargers Quarterback Justin Herbert, Who Lives on Subway Sandwiches

By Emily Abbate
GQ Magazine
November 19, 2020

The 2-7 Los Angeles Chargers are not having an amazing season. That having been said, their rookie quarterback Justin Herbert is doing an impressive job under center. He's being touted as the front-runner for offensive rookie of the year, and if you've got him on your fantasy team, you're probably doing a little dance every Sunday. The issue seems to be on the other side of the ball—the Chargers are excelling at blowing leads. Still, the former Oregon Duck says he's just grateful to be doing what he loves every single day.

"I'm honored to be playing for a great organization," he says. "Every week is another opportunity to play the game and I'm ready to get after it." GQ caught up with him recently to chat about his diet, which involves lots of team-catered meals and a steady rotation of fast-food sub sandwiches.

GQ: When are you up in the morning?

Justin Herbert: The day starts out pretty early. I wake up at about 5 a.m., immediately brush my teeth and head out the door. I live about 15 to 20 minutes away from the facility, and I really look forward to the drive because it gives me a chance to just listen to music and unwind.

I can't eat very much in the morning. I kind of have a weak stomach, so maybe I'll reach for a Gatorade protein bar or two. I usually stick with the chocolate peanut butter flavor. We lift at 6 a.m. for about an hour, and then we'll have a couple of meetings. I usually have just the right amount of energy to get through all of this, and then at 9:00 or 10:00, I'll have two slices of bacon, three eggs over easy, and two slices of wheat toast.

Are you big on hydrating?

Definitely. I drink a lot of water throughout the day. Normally it's about five or six bottles. I try to drink at least one right when I wake up. I think hydration is really important, and we've done a good job of integrating that.

When you say "we've done a good job," who is the "we" that you mention?

Well, we have a team nutritionist, but I really just mean the team. We make it a point to drink plenty of water.

Have you ever worked one-on-one with anyone to chat about your nutrition?

When I was training prior to the draft, I used a couple of food services that catered meals and had prepackaged meals ready to go for the day. When I did that, I was focused on low-dairy, low carb diets. It was a lot of protein. Now, since we're in season, I try to maintain my weight, and in that process I need to kick up the carbs a little bit.

What's for lunch?

We'll have whatever the team normally caters. So maybe it's a sandwich or it's rice and chicken—something along those lines. In the afternoon, I'll usually stop by the smoothie station that we have at the facility. In my smoothie, I put in strawberries, banana, mango, pineapple, Greek yogurt, and vanilla whey isolate protein powder.

So you're a fruit smoothie but a peanut butter chocolate protein bar guy?

I like to mix it up, you know?

And dinner?

At night after we get off, I normally just honestly stop at Subway. That's kind of what I've been living off for the past couple of weeks. Normally I'll get two sandwiches. One is a steak and cheese and then the other is the chicken bacon ranch, both on their Italian herbs and cheese bread. It's been working for me. It's a good thing to pick up on the way home.

When you're not grabbing Subway, what are some other things you may do for dinner?

If I have enough time, I'm definitely barbecuing. I've got a Traeger grill in my backyard and a bunch of Snake River Farms meats. Any time I get a chance to throw some of those on the grill, it's pretty great.

Do you have a sweet tooth?

I'm a big fan of mint chocolate chip ice cream and peanut butter cookies. But I've done a pretty good job over the past couple of months of staying away from that. Probably because I call it a night pretty soon after dinner, like at 8:10 or so. I get home at about 7:45. So I'll have dinner for like 15 or 20 minutes, and then it's always right around 8:10 that I turn the lights off.

That's pretty impressive.

I'm normally a night person and waking up early in the morning is not easy for me by any means. But it kind of comes with the job. It's something I have to do. So it's something that I've had to practice and it got easier over time. But it's still not easy at all.

Justin Herbert's misinterpreted personality becomes Chargers' gain

By Gilbert Manzano
Orange County Register
October 31, 2020

Jana Prikryl, the director of general science at the University of Oregon, didn't realize she had helped Justin Herbert change his major until a peer advisor identified him with a scream.

"Oh, my God, that was Justin Herbert," Prikryl recalled hearing when the 6-foot-6 Oregon quarterback left the office.

Herbert, now a star quarterback for the Chargers, submitted his change-of-major form to switch from biology to general science. Herbert was the second future NFL quarterback that Prikryl had assisted. Marcus Mariota was a general science major at Oregon a few years before Herbert.

"Embarrassingly, I did not know that he was Justin Herbert," Prikryl said in a phone interview last week. "I knew we had Justin Herbert and I knew he was fantastic, but I didn't put the face to the name."

Prikryl shouldn't be embarrassed. Not many knew of Herbert before he became a star at Oregon and the latest NFL rookie sensation.

Even now, as more become familiar with the name, not many truly know Herbert. Although, there were many guesses about his personality in the lead up to the 2020 NFL Draft.

Herbert was described as an introvert, also known as a shy person, and few NFL teams want a shy quarterback. But that didn't stop the Chargers from selecting Herbert with the No. 6 overall pick in April's draft.

They were well aware of Herbert's physical gifts, just like the other 31 teams, but perhaps the Chargers dug deeper in getting to know Herbert as a person.

"I think a lot of introverts get labeled with that word shy, lack of leadership," Chargers coach Anthony Lynn said. "My son is an introvert, so I raised one. I know what the tags are, but you just look at how people respond to them. That's all you need to know."

The Chargers did their personality research on Herbert and are now getting rewarded for it with weekly touchdown passes from his rocket right arm.

"Ultimately, this guy is just very talented," said Denver Broncos coach Vic Fangio, whose team hosts Herbert and the Chargers on Sunday. "Looks to me like he's made up of the right stuff to be a quarterback in the NFL, and fortunate for (the Chargers) and unfortunate for us, I think they found their quarterback for the next 10 to 15 years."

Herbert has only started five games, but he's played so well that questions are now being asked. How did a quarterback who is enjoying a historic NFL start that rivals Patrick Mahomes and Dan Marino become available at No. 6 for the Chargers?

Why didn't the Washington Football Team take Herbert second overall and why didn't other quarterback-needy teams leapfrog the Chargers in the draft order to take him?

Many draft experts described Herbert as having all the physical tools, but somehow that wasn't enough to shake the introvert label that hung like a dark cloud.

Of course, it wasn't all because of Herbert's quiet demeanor, but it likely played a part in why teams were skeptical, and it goes to show that swagger isn't everything. Sometimes saying less means there's more of other leadership qualities.

Herbert won't say teams got it wrong by passing on him and making him the third quarterback selected – that's not his personality – but he did say the introvert tag was incorrect.

"I wouldn't say that's fairly accurate," Herbert said. "I think on the surface it might appear that way, but when I really get to know people and the team, I think a lot of the guys on the team would tell you differently."

Many draft experts and talking heads have said they got it wrong with Herbert, but the Chargers should thank them because all the personality speculation they provided before the draft became their gain.

Herbert celebrated his first NFL victory against the Jacksonville Jaguars last week by giving star wide receiver Keenan Allen an enthusiastic slap on the behind.

"Yes, sir!" Herbert shouted at Allen.

That doesn't sound like a shy quarterback.

Here's how family members, teammates and former professors described Herbert as a person and leader:

THE REAL HERBERT

College recruiters also got it wrong with Herbert.

Herbert was a three-star high school recruit with no Division I FBS scholarship offers heading into his senior year at Sheldon High in Eugene, Ore. Herbert was set on attending Montana State to play with his older brother, Mitchell, before Oregon made an offer.

"He did not go to (football) camps because he practiced with his high school team," said Mark Herbert, Justin's father. "When other guys were looking for exposure to go to colleges, Justin was practicing with the little kid down the street that he'd grown up with or another kid he played middle school football with or somebody else because that was going to be their team in the fall."

Justin Herbert has a reputation for not looking ahead. He prioritizes the present and enjoyed it by playing baseball, basketball and forming a fishing club in high school.

In college, it wasn't all about making it to the NFL. It was also about improving as a biology student. Herbert agreed to be a biology professor's assistant even though it took time away from football.

But helping the little kid down the street and having extracurricular activities didn't help Herbert in the college recruiting process and it was probably ignored by some NFL teams.

Multi-sport prep athletes have become a thing of the past. It's now about specializing in one sport and getting as much exposure as possible by participating in 7-on-7 tournaments, creating Youtube highlight videos and announcing every college offer received on Twitter.

You can't find Herbert on Twitter, although he does have an Instagram account.

"He didn't enroll early (at Oregon) because he wanted to play his senior year of baseball with his buddies," Mark Herbert said.

Justin Herbert stayed in one place before the NFL called, never leaving Oregon while the university's coaching staff changed twice in four years.

Mark Herbert recalled being asked by a local reporter if Herbert would consider transferring if he lost the quarterback job when Willie Taggart replaced Mark Helfrich as head coach in 2017.

"What are you talking about?" the older Herbert remembered asking. "I don't understand the line of question. What's Justin going to do? Get his degree in biology, he's gonna play football and he's gonna go to medical school or he's going to go to the NFL."

"I don't know what he's going to do, but he's not leaving. That's not what Justin does."

Justin Herbert also didn't leave when Mario Cristobal took over in 2018 and then stayed for his senior season, despite being projected as a first-round selection.

Sticking around for an extra year to play with friends gave pundits more time to analyze Herbert as armchair psychologists.

He wasn't viewed as the committed teammate who wanted to help win a Pac-12 championship. Instead, he was the quarterback who struggled against Arizona State and lacked the alpha-male personality to lead an NFL locker room.

But Herbert proved in high school and college that he doesn't run from adversity and makes it work with what he has. Those are the leadership traits that went unnoticed, and he's showing it again in the NFL by elevating undrafted players such as Jalen Guyton, Tyron Johnson and Donald Parham and doing it without his top offensive linemen, Bryan Bulaga and Trai Turner.

Herbert gets everyone involved and is not afraid to ask for advice. But all of that was lost during the lead up to the draft and it became the Herbert family's gain.

Mark and his wife, Holly, were rooting for their son to play for the Chargers. They have family ties to Southern California.

Justin Herbert's paternal grandfather, Roger, played football and ran track for Fullerton College before transferring to Oregon State. Herbert's maternal grandfather, Rich Schwab, grew up in San Diego before playing football at Oregon.

"We looked at (the draft order), 'Hey, Los Angeles all the way.'" Mark Herbert said. "Oh my goodness, travel-wise, and family-wise, team-wise ... a lot of things pointing to the Chargers."

Mark Herbert credited the grandfathers for Justin's professionalism and said his son got plenty of good qualities from his mother Holly.

"I'd say Justin is fiercely loyal and fiercely focused and dedicated and definitely gets that from her," Mark said.

Justin Herbert's love for science likely came from his father, who was a science and biology teacher for middle school and high school students.

HERBERT, THE COMEDIAN

Chargers defensive tackle Linval Joseph played four seasons with recently retired Giants quarterback Eli Manning. The two-time Super Bowl champion was also described as an introvert.

Joseph sees similarities between Manning and Herbert.

"I felt like there was two different types of Elis," Joseph said. "You have funny Eli and then you have 'get the job done' Eli. Two minutes in the quarter, fourth quarter, need this drive and he woke up, and when he woke up, he made those big throws, made those big plays, and I see that in Herbert. I really do."

"I feel like he's going to have a great career and once we put everything in order, he's going to be elite. He's going to be great."

Chargers rookie wide receiver K.J. Hill can attest to Herbert's comedic side. Hill explained why Herbert was shown in a scene of "Hard Knocks" doing a lengthy "whassup" from the popular Budweiser commercials.

"I told him you gotta say the 'whassup' in the huddle," Hill said. "I told him to say it in the huddle before he called a play or something like that. It was something silly like that. He was practicing basically before he did it to get my OK if it was good or not."

Herbert and Hill texted each other after being drafted by the Chargers and have become close friends.

"Inside the locker room, (he's) making jokes, talking," Hill said about Herbert. "He has not been a quiet guy since I've been around him. We're always talking about anything and everything, so I feel like he got a great personality and great competitor side that I love about him, too."

Hill said he's a better "Call of Duty" player than Herbert, but he gave his quarterback the edge in golf.

"Justin likes to golf," Hill said. "I told him the only close thing I get to golf is Top Golf."

HERBERT, THE TUTOR

Mark Carrier, a professor at Oregon, was in need of a teacher's assistant for his Biology 212 course. Herbert was one of his best students, but Carrier assumed he didn't have time to teach the material to other students for the upcoming quarter.

"I figured no way a football player is going to have the time to do that, but in passing one day, I told him, 'Hey, you know if you weren't so busy being the quarterback of the football team I would definitely offer you this role,'" Carrier recalled.

Without hesitation, Herbert took the offer and assisted the class of about 200 students.

"It's a pretty interactive class time," Carrier said. "You can tell if people are going to hide what they know or help others along. Justin was the kind of guy who helped the people around him."

"It was clear to the people around him he understood the material more quickly than most. He didn't struggle as much as people tend to do. It's a very challenging course. He was very helpful to the people around him."

At the time, it wasn't certain that Herbert would be a top NFL draft pick. Carrier said Herbert expressed interest in a career in medicine or becoming a researcher.

"I was just really interested with how everything worked out (in biology) and science and kinda how your body processes things and kinda explaining the natural phenomena that happened around us," Herbert said.

Biology sounds as complex as breaking down NFL defenses. Herbert being able to grasp intricate material at a fast pace while also teaching it is perhaps another leadership sign (and an indicator of future success) that went unnoticed.

"That might be a reach, but it's a good analogy," Herbert said about comparing football to biology. "Having a good understanding of defenses, coverages and things like that. It definitely helps."

Herbert said his top passion has always been football. He'd said he would likely be a coach right now if he wasn't an NFL quarterback.

"Hopefully I'd be coaching the game or somewhere involved in the game," Herbert said. "I just love football too much to not be around it."

That's the real Justin Herbert. Passionate about football, but with other interests. Not the loudest, but a quiet genius with an occasional comedic side.

"I think he's more outgoing than what people give him credit for, but that's OK," Lynn said.

The Chargers said that's OK to Herbert's personality and now, as Fangio mused, they stand to reap the rewards for years to come.

Chargers' Justin Herbert learning he can't let the perils of running in the NFL slide

By Sam Farmer
Los Angeles Times
October 15, 2020

Justin Herbert, with his smooth throwing motion and surgical precision, has proven he's already a top-notch NFL passer.

Now, the 6-foot-6 Chargers rookie needs to work on his going-to-the-ground game.

He took off running in his first career game and clobbered Kansas City linebacker Damien Wilson when they collided near the sideline. Whereas Herbert nonchalantly popped to his feet, Wilson appeared knocked out cold.

Two weeks later, Herbert tore off a five-yard run against Tampa Bay and lowered his shoulder on Buccaneers safety Jordan Whitehead. This time, the defensive player got the better of the crash, as Herbert needed a few moments with his hands on his knees to compose himself. Whitehead was flagged for unnecessary roughness.

"Feet-first sliding is probably the best option I should go with," Herbert conceded later. "I grew up playing baseball so I feel like I'm pretty comfortable with sliding. It's a little tough on the grass, your cleats get stuck a little bit, but it's definitely something I've been practicing. Moving forward, I'll be better about it."

Chargers coach Anthony Lynn hopes so. He could be forgiven for watching replays of those collisions through his fingers while covering his eyes.

"Bad coaching by me right there, bad coaching," Lynn said. "I don't want him taking hits like that, like he did from the Chiefs. ... I want him to get down. I don't want him to take those hits in the National Football League."

Theoretically, Herbert could look across town for pointers from another young quarterback. The Rams' Jared Goff, the son of a former Major League Baseball player, has had sliding issues of his own.

In the two years since the NFL made a rule change — stipulating a quarterback doesn't have to slide feet first to be considered giving himself up, and instead is afforded the same defenseless-player protections when he dives forward — Goff has found himself getting "caught in between sometimes."

"I'm used to going feet first, and I have my whole career," Goff said. "And then in the last year or two, I want to go head first. I don't want to lose those three yards. But at the same time, you're kind of trying to figure out where your momentum is."

His father, Jerry Goff, who played catcher in the majors for six years, wishes his son would hit the deck more often, yet understands why he doesn't always do so.

“Do I encourage him to slide? Yeah, 100%,” the elder Goff said. “But there are times, like he did in the playoffs against Dallas, and a few times in college, where you’ve just got to deal with it and go get that first down. You’re not going to slide short in that situation. But I would say 90% or more, you’re just going to slide and play the next down.”

The dilemma is older than Red Grange. Should a quarterback risk injury by fighting for that extra yard, either by dropping a shoulder and delivering a blow, or by diving forward as a human missile?

Or should he sacrifice that extra yard or two and safely slide feet first?

“We’ve got to coach these quarterbacks out of the macho-man approach,” said Hall of Fame personnel executive Bill Polian, who thinks all NFL teams should build sliding pits at their facilities to teach quarterbacks. “Playoffs are one thing; that’s a different cat altogether. But in terms of the regular season, never lower your shoulder. Don’t take those kinds of blows. The rule is there to protect you: Go slide.”

Sometimes, even sliding feet first is unsafe. Last Saturday, Clemson quarterback Trevor Lawrence, the overwhelming favorite to go No. 1 in next spring’s NFL draft, took a shot to the helmet from University of Miami safety Amari Carter while sliding. Officials ejected Carter for targeting.

In 2006, Kansas City quarterback Trent Green absorbed a brutal hit to the head from Cincinnati defensive end Robert Geathers while sliding feet first. Green suffered a serious concussion and the replay reverberated throughout the league.

“I remember being like, ‘Yeah, see? I don’t want that to happen. I would rather dive head first, I’m in control of my head,’” recalled former Seattle Seahawks quarterback Matt Hasselbeck, who took a ribbing from his coaches about his aversion to sliding. “I sort of remember being made fun of by Mike Holmgren and Jim Zorn about how I didn’t slide, like I couldn’t slide.”

So Zorn, the former Seahawks quarterback who later coached the position for the team, unfurled a Slip ‘n Slide at practice in hopes of teaching his passers how to avoid big hits by gracefully going to the ground. He even brought in Seattle Mariners first baseman John Olerud as a sliding tutor.

“The thing was, we knew how to slide,” Hasselbeck said. “It wasn’t like we didn’t know. We just preferred to dive.”

According to NFL rules, a defender must pull up when a runner gives himself up with a feet-first slide. If a defender already has committed himself and makes unavoidable contact with the sliding runner, it is not a foul unless the defender makes forcible contact to the head or neck area of the runner with the helmet, shoulder or forearm, or commits some other act that is unnecessarily rough.

But the runner bears the responsibility of starting his slide with ample time for the defender to pull up and avoid the hit.

“Pursuing a guy, I would give him the benefit of the doubt that he was going to slide,” former Rams defensive tackle D’Marco Farr said. “But you’d better start that slide within two or three steps of me. Make it obvious. If not, I’m going to treat you as a runner that’s attacking my goal line, which means I’m going to try to knock your teeth out.”

The notion of sliding never appealed to Hall of Fame quarterback Steve Young, but not because he sought those extra yards at all costs. He just didn’t feel that sliding provided him enough protection.

“My own philosophy was sliding was a nightmare,” Young said. “Sliding is saying, ‘Just hit me in the face.’ I always thought it was much safer to go forward, find a soft spot forward.”

What’s more, Young said, officials routinely get the placement of the ball wrong when a player slides feet first.

“Inevitably, the referee gives you a spot farther back than you thought it would be, or than it should be,” he said. “It’s a weird thing. I don’t know what sliding does that creates this image that the ball’s downed earlier than it was.”

“I always thought I got a better spot when I was going forward. It’s like an optical illusion for them. When I slid, nine times out of 10 I’d turn around and say, ‘Where are you marking that? That’s not right.’”

Not surprisingly, some of the quarterbacks who had the option of playing pro baseball — notably Seattle’s Russell Wilson and Arizona’s Kyler Murray — are the most graceful sliders.

“I think playing multiple sports is a very big thing in terms of getting those extra yards, also being smart, getting down,” Wilson, selected in two different MLB drafts, told reporters in 2017. “The ability to quickly slide, too. When you hit a ball in the gap, you’ve got to get to second base and get there fast. You’ve got to know where to slide, how to get around the tag, and everything else.”

“I don’t really like sliding head first, never did when I was playing baseball. But sometimes it’s necessary. ... You’ve got to be smart in how you do it.”

Not everyone is a pretty slider. Peyton Manning got an earful from his Denver teammates in 2012 when he clomped downfield against Carolina, then executed a hideous slide — think Evel Knievel at Caesars Palace — that excavated a sizeable divot when his left knee brace burrowed into the turf.

“It’s not even worth explaining what happened,” Manning told reporters at the time. “It looked bad, and the fact that my knee brace got caught, nobody wants to hear that. It is what it is, as they say, and it’s right there on film. I’m very aware that it’s fair game for criticism and ridicule.”

In those hold-your-breath bashes of bodies, it’s frequently the quarterback who comes away staggering. There’s a reason for that.

“Justin Herbert does no tackling. None,” Young said. “And then he’s running into people where that’s all they do is tackle.”

“I used to see smaller guys in the defensive backfield, and I was like, ‘OK, I can take that guy on.’ But you’ve got to remember, even those guys, that’s all they do is tackle.”

When and whether a quarterback should slide often depends on where you’re standing, as in, which sideline.

“When it’s your own guy, you want him to get down,” Farr said. “When Kurt Warner scrambled, I’d be the first one yelling, ‘Get down!’ And I would tell him, ‘Your body doesn’t belong to you, it belongs to us.’ If he gets tagged, it affects us all.”

Young’s philosophy: Your most important play is your next one.

“Risks just to show your manhood don’t help you get to the next play,” he said. “The truth is, if you’ve still got the ball in your hand, there’s been a general failure anyway. Don’t compound it by trying to run over somebody to impress someone.”

After Herbert’s debut, while the Chargers and Chiefs were mingling on the field, Kansas City’s Patrick Mahomes offered him some words of advice: “Protect yourself on some of those runs.”

Sometimes, staying up requires getting down.

DERWIN JAMES JR.

'He's a G': Healthy Derwin James embracing leadership role on Chargers' defense

By Shelley Smith
ESPN.com
November 24, 2021

INGLEWOOD, Calif. -- It's two hours before kickoff for an all-important game against the Pittsburgh Steelers. And Mr. Do Everything, Play Everywhere, Derwin James Jr. is in shorts and a t-shirt (blue, of course, for his team, the Los Angeles Chargers) and no shoes. None. He's barefoot, walking along the sidelines of the field, saying hello to the Steelers he knows.

Later, I find out it's what he does before every game.

"So I can feel the surface, really feel it before I put on the cleats," the Chargers' safety explains.

Okay, every player has his routine, his superstitions, his quirks. And if this is James', with everything he does during the game, it doesn't draw stares or prompt questions from his teammates or even his opponents. He commands that much respect.

Asked where he likes to play, James answers, "Wherever the ball is."

The Chargers won the game 41-37 in what the players and coach Brandon Staley called a must-win. Not only did it move the Chargers to 6-4 and put them in the playoffs if the season ended today, but it breathed confidence into the team - which had lost three of its previous four games -- on both sides of the ball.

But no one enjoyed the win more than James, who bounded into the interview room, a huge smile on his face -- cleats still on -- and with energy that belied the effort he put into the game, with six tackles and one pass defended.

"The interception gotta be coming," James said, kicking himself after the game after a near-miss against the Steelers. He had one this season for a 15-yard return in a 28-14 win over Las Vegas on Monday Night Football in Week 4.

James sat out all of 2020 and most of 2019 with injuries (a Jones fracture in his foot cost him 11 games in 2019, a torn meniscus last season), meaning he's especially motivated now -- whether he's asked to cover, help with run support or rush the passer. He's even capable of playing receiver in a pinch.

James is as affable and chatty as anyone on the team. And he moves like nobody else in the NFL. He's 6-foot-2, 215 pounds and when he's healthy and playing to his full potential, as he has been all season due in part to the Chargers' careful conditioning and agility drills, they are often considered among the best teams in the AFC.

And here's one more thing, maybe the toughest that James does: He runs the defense and wears the green dot on his helmet, symbolizing his possession of an in-helmet transmitter. He is responsible for relaying the coaches' calls from the press box to his teammates. And when the technology failed in Week 10 against the Minnesota Vikings, James had to run to the sidelines to get the playcall, then head back to the huddle.

James is smart enough (and quick enough) to do the job well, Staley said, even though the Chargers ended up losing the game 27-20. He is a comfort to the entire defense, he added, because he doesn't make mistakes.

"The great thing about it is it's both of our times; it's his first time as a head coach and it's my first time being a signal-caller, being a captain of the team," James said. "We're both learning new challenges, new things every week. I feel like we're leaning on each other and getting better and helping our team. He's leading and I'm leading. We're going to do whatever we can every week."

The win over Pittsburgh keeps the Chargers in the thick of the playoff hunt heading into a divisional game at the Denver Broncos on Sunday (4:05 p.m. ET, CBS) and could set up a whopper on Dec. 16 at SoFi Stadium against the Kansas City Chiefs, who are currently a half-game up on the Chargers in the AFC West.

"For Derwin to keep everybody connected like he did," Staley said, "he's a G. He kept everyone connected. We had everybody banged up out there. We had a bunch of new D-linemen. Everybody kept their poise. We didn't flinch. We kept playing hard."

As did James, of course, especially with his cleats on.

The comeback story of Chargers' Derwin James: 'I'm coming back to be dominant'

By Gilbert Manzano
Orange County Register
September 6, 2021

Derwin James, the freakish athlete for Auburndale High School, was at the free throw line with an opportunity to win a road playoff game against Rockledge.

With the score tied and two seconds left in regulation, the opposing coach called two timeouts to ice the then-freshman forward. James was alone with his thoughts as the crowd rooted against him.

"The spotlight was just on him," recalled Eric Robinson, Auburndale's varsity basketball coach. "I remember shaking my head and feeling bad for the kid because he was put in that position of having to come through as a ninth grader."

James missed both free throws and was forced to prepare for overtime in the first round of the 2012 Florida boys state basketball playoffs.

"I just gave him a hug after he missed and told him we're going to make up for it in overtime and get this win," Robinson said before the Bloodhounds lost 67-63 in overtime.

Nearly 10 years later, Robinson and James haven't spoken about the missed free throws. Initially, it was because there was no need to remind a 15-year-old about his disappointment when the outcome wasn't going to change. But then it quickly became an afterthought.

James had other priorities as the school's star football player with an offer from Florida State. He was also a sprinter and long jumper for the school's track and field team in the spring.

But the cheerful freshman still used his disappointment with his free throw performance as motivation to improve in basketball, a sport he didn't play before high school.

As a freshman, James was already better than most football players in Polk County, but that wasn't good enough for the ultra competitive James, who needs to be great at everything he does.

James returned to the hardwood his sophomore season as a defensive menace who could guard any position. He did the dirty work and was on the receiving end of many alley-oop dunks during Auburndale's memorable 25-4 season.

DEVASTATING SUMMERS

The disappointment of missing two free throws in high school doesn't compare to what the Chargers' star safety has endured the past two seasons.

James, the most beloved and respected player on every team he's been on, had the worst luck on the Chargers for back-to-back summers.

"I was devastated because I had just got hurt on that same field," James said about the knee injury he sustained in last year's training camp, nearly a year after his foot injury in August of 2019.

When James, 25, injured his fifth metatarsal on his right foot while celebrating a play during a joint scrimmage against the New Orleans Saints, there was a sense on the Chargers that they could stay afloat until James returned. He missed the first 11 games of the 2019 season and the Chargers finished 5-11.

When it happened again the following training camp, there was no hope of a James comeback, at least not for that season. The torn meniscus in his right knee sidelined James for the entire 2020 season. The Chargers missed the postseason for a second consecutive year and finished 7-9.

James asked, "Why me?" And the Chargers asked, "Why him?"

Many went to James' house soon after his knee injury to lift his spirits, including former teammates Casey Hayward and Melvin Ingram, former Chargers head coach Anthony Lynn, and David Mulugheta, James' agent.

"Having those guys cheered me up at the moment, but that (expletive) was devastating," James said.

Perhaps James didn't want to discuss the missed free throws as a freshman, but he has no issues revisiting his injuries. It's a part of his comeback story, one he wants to tell with a dominant ending — even better than his memorable rookie season in 2018 when he was named an All-Pro at two positions.

"A lot of times guys get injured and they just want to try to come back and just to be healthy," James said. "No, I'm coming back to be dominant. To be the same person that I was before, and that's the kind of mindset I look at it as."

It's all starting to come together for James in his fourth NFL season. He got through August healthy, just one of many accomplishments on his lengthy checklist for 2021. Next on the list will be playing in Sunday's season opener against the Washington Football Team.

"This year I told myself, 'Everything, I will speak it to existence,'" James said. "I was positive. I'm like, 'We're gonna get healthy, we're gonna make it to the season, we're gonna speak it to existence.' Because everything you say with a tongue is powerful. That's why I believe it."

Leadership and positivity are two of many traits that make James "one of a kind," according to Chargers nose tackle Linval Joseph.

He's the heart and soul of the Chargers, and he's probably their most talented player — even on a roster that features quarterback Justin Herbert, wide receiver Keenan Allen and edge rusher Joey Bosa.

James has been compared to legendary safeties Ed Reed, Brian Dawkins and the late Sean Taylor. Current and former NFL players are clamoring for James' return, and many people in central Florida are itching to watch James on Sundays.

The traits that make Derwin James Jr. special — leadership, competitiveness, versatility, freakish athleticism — were on display in his youth while growing up in Auburndale and Haines City, two cities an hour east of Tampa, Florida.

THE MAKING OF DERWIN JAMES Jr.

"Freakish athlete" were the first two words that Robinson uttered when asked about the kid who wore No. 23 on the Auburndale basketball team for the 2011-12 and 2012-13 seasons.

"I couldn't forget him," said Rick Smith, who coached James in football and in track and field at Auburndale.

Without much prior experience, James jumped 20 feet, 11 inches in his first long jump competition as a freshman. He finished the event with a high of 21 feet, 10.75 inches.

"We only had drills at this point, but he could not stand to not actually compete," Smith recalled about James. "So I said, 'OK, I'll let you do one jump and if you look like you know what you're doing, I'll let you do the rest.' ... He nailed everything. I'm like, 'Yeah, you can keep jumping.'"

Before James was a three-sport high school athlete, he played left tackle for his pop Warner team at age 6. James was needed on the offensive line because there was a lack of size on the roster.

"I had me a couple pancakes," James said about playing left tackle. "My coach used to always get hyped and get crunked. Like that used to make the coaches get excited, especially in pop Warner. Especially if we're skinny guys getting pancake blocks on the line. I got me a couple just being more athletic and physical than guys."

The following football season, James moved to running back and primarily played the position until his freshman season at Auburndale High School. James grew up in Haines City, but his mother, Shanita Russell, moved the family to Auburndale when James was in fifth grade to keep him out of trouble.

James was required to play junior varsity on the Auburndale football team because the coaches wanted the freshmen together to build camaraderie before jumping to varsity. But James didn't want to play on Thursday nights. He knew he belonged on Friday nights, and so did most of the coaches.

James noticed a safety opening on varsity and pushed the head coach to play him there. He eventually listened and offered James a tryout in the form of an old school Oklahoma drill.

The ball was put on the 5-yard line with two defensive tackles and two offensive linemen. James, the brash freshman, lined up at safety and needed to prevent the senior running back with "hella offers" from crossing the goal line.

"I had to meet him at the hole two times," James recalled. "I won those drills and then my coach said, 'That's enough, he's playing varsity.'"

For James' first varsity game, he had two interceptions. He played on defense, offense and special teams.

"Poor guy it seemed like he was playing every down," said Smith, who's now the behavior interventionist at Auburndale.

By James' sophomore year, there was no feeling sorry for him. He was able to handle the workload after putting in countless hours in the weight room.

James went from bench pressing about 135 pounds as a freshman to more than 300 pounds by his sophomore year.

"He was a dog, as we would say," Smith said. "We would get in there and he'd lift those weights. Those weights were clanking around."

James' father, Derwin Sr., is a football legend at Haines City, but Robinson is convinced the younger James got his weight-room competitiveness from his mother.

"I'll tell you, man, I seen her at the gym and my mouth has just dropped, like, the hard work that she puts in at the gym," Robinson said. "I've told her before, 'OK, I see where your son gets it from.' Knowing how good dad was at school and then just seeing her in the gym putting in work at the gym, like there was no way (James) could lose ... he got it from both sides."

James didn't miss a weightlifting session his freshman year, and that included both sessions, one with the upperclassmen and the other with the younger students.

James wanted to push himself by lifting with the older students, but he didn't want to leave behind his fellow freshmen.

"What (James) ended up doing was he would lift with the older guys and any of the younger guys who would come in, he would go and help them and coach them up on how to lift," Smith recalled. "That was my first inclination. 'Hey, man, this guy is a little bit different.'"

Smith quickly noticed James' leadership qualities, but his determination to be better in many areas were just as noticeable. James was getting A grades in all his classes and asked Smith to help get him in the tougher classes.

"I tell my athletes all the time about this," Smith said. "Derwin was the kind of guy that challenged himself. He came to me one time and he asked me about getting into harder classes. ... He's always challenging himself."

Robinson went to every Auburndale football game in the fall of 2011 looking to recruit James to the basketball team.

"Every time (James) turned his shoulder on Friday night, I was right there," said Robinson, who's entering his 20th season at Auburndale. "So I built that relationship with him."

James had Nick Saban at Alabama and coaches at Miami and Clemson trying to get him to decommit from Florida State. But Robinson was also in a recruiting battle for James because the wrestling coach wanted James for the winter season.

"He probably would have been a state champion if he would have wrestled," Robinson said. "I just got lucky enough to get the chance to coach him."

James was torn when he had the opportunity to return to his hometown and transfer to Haines City High School for his junior and senior years. He was loyal to his teammates at Auburndale, but he couldn't pass on the chance to sport the green and white at his family's alma mater.

COMEBACK STORY

James' athletic ability is a reason why he's universally respected in the NFL, but it's also because of his leadership, loyalty and passion.

"I feel like I can relate to him so well because we just have that same love, just love playing football," Chargers linebacker Kenneth Murray said about James. "You could put me on the other side of the world, in like Antarctica, and give me a football and I'll be fine. He has that same attitude.

"He loves the game. He wants to be the best. He's competing to be the best. When you have guys like that on the team, it makes it easier for everyone else around you. I enjoy competing with him and I enjoy being out there with him. Looking forward to dominating this season with him."

No one is doubting James' comeback, especially not after the dominant training camp he had last month. He's still the same Derwin James, the do-it-all defensive stud who always seeks the best.

James challenged Allen, a four-time Pro Bowl wideout, throughout training camp, and called out 49ers All-Pro tight end George Kittle when his team came to Costa Mesa for joint practices.

"He's just kind of a freak of nature," Kittle said after James got in front of him at the goal line to intercept a Jimmy Garoppolo pass and return it for a touchdown to end the joint practice. "He can do whatever you like. He can follow. He can chase you, he can be in your hip, he can play on top, he can try to jam you at the line."

James is back to playing safety, linebacker, cornerback and edge rusher for the Chargers. But the positionless player picked up two more roles for the 2021 season. He'll be calling the plays for the defense and was named a team captain to start the season.

It's strange that the Chargers' top leader has never started a season with a "C" on his jersey. But he quickly won over his teammates during his rookie season and was providing leadership from afar while rehabbing his injuries to start the past two seasons.

Chargers coach Brandon Staley has coached the NFL's best defensive players in the past four years, from the Rams' Aaron Donald and Jalen Ramsey to the Chicago Bears' Khalil Mack to the Denver Broncos' Von Miller and Justin Simmons.

But Staley made a case for why the 6-foot-2, 215-pound James is the most complete player in the NFL.

"There aren't many players like him in the league on any side of the ball," Staley said. "There aren't many players like Derwin James because you have rare talent. Rare talent. Rare size and speed, which are critical factors for the position. He has rare skills for the position. He can do anything on the field and play anywhere. He's your signal-caller. I'm not aware of any other (defensive backs) in the league that are the signal caller.

"You can make the case that he's the leader of our entire football team and the face of your football team — certainly one of them. I haven't been around too many guys like that regardless of the position. Normally, it's quarterbacks. Derwin is one of the few defensive players that I'm aware of in the league that can carry that mantle."

Bosa wants to see James put it all together in 2021 and he's not going to let anyone get in the way. That's why Bosa shoved 49ers wide receiver River Cracraft when he tried to get in James' face during the joint practices.

"Joey don't even act like that," James said about Bosa participating in the camp scuffle. "That's my brother. I treat all them boys as my brothers. Every day is bigger than football for me. You can ask anybody in the locker room. I'm always, 'Man, how's your family?' I want to have a relationship bigger than football. That way when we are in the heat of the battle, I know you got my back.

"See, I know Joey Bosa has my back. Same thing vice versa, man. I have his back."

It makes Bosa happy when he sees pictures of him and James on the field together because it's a glimpse of what they plan to do for the 2021 season.

"I love looking at pictures of us both lining up on the edge together," Bosa said. "It's a scary sight. I always say he's one of the best in the league and I truly believe that at any position, honestly. He's one of the most gifted athletes I've ever seen. And his energy is unbelievable. So just to see him out there happy and healthy, it's great."

It's hard not to be happy for James, just like it was hard not to be disappointed for him when the devastating injuries occurred.

"The kid always had a smile on his face," Robinson said. "He just continues to bounce back. I continue to see that practice clip of him and Keenan Allen going at it. I've seen that clip probably 20 times. And man, I just get chills every time I see it because it just shows the hard work."

James' latest comeback story is almost complete. Auburndale and Haines City will be watching James and Chargers start the season Sunday in Washington.

They want to see James dominate the 2021 season.

"I'm healthy," James said. "Why not?"

Why Derwin James Jr. is NFL's most unique defensive player: 'Mr. Versatility' set to do it all for Los Angeles Chargers' defense

By Jeremy Fowler
ESPN.com
August 26, 2021

COSTA MESA, Calif. -- Derwin James Jr. is a walking espresso, team-chemistry blend.

The Los Angeles Chargers had just finished a two-hour training camp session, and James, freshly stretched, was conducting an animated FaceTime call -- or at least he was trying. He couldn't help himself, engaging every teammate who walked past while he swayed, swung his hair or smirked.

For the Chargers' standout, everyone is a "bro," from offensive linemen to cornerbacks, and they all got shoulder pats from James' yellow-gloved hand or shoutouts as they crossed his vision during the call. Safeties who blitz, play in the post and cover tight ends in the slot were subject to multitasking.

After ending the call, the gifted defensive back greeted a credentialed bro under a tent, made clear his two-year absence is over, those injury labels buried somewhere in L.A. and his league takeover back on.

"I'm not out here half-stepping; I'm not worried about getting injured, bro," James told ESPN. "I'm out here, full speed. That's the only way I know how to play the game.

"It just feels good to be back playing football."

The Chargers don't seem to care that James has missed 27 games over the past two years due to foot surgery in 2019 and a torn meniscus in 2020. The NFL is a cold, calculated business known to discard injury-plagued players, yet the Chargers are building their entire defense around James, adding more cornerback duties to his already loaded plate. His otherworldly talent is the primary reason, with a 6-foot-2, 215-pound frame emblematic of today's positionless football that coaches covet. In a given practice, James will line up as a safety, corner, linebacker or on the edge, all while handling the green dot and calling the defense.

The possibilities seemed endless in 2018, when a healthy James burst onto the scene as a first-round rookie with 105 tackles, 3.5 sacks, 3 interceptions and 13 pass breakups. And anyone watching James move with no limitations this camp has no doubt he can again make a massive impact.

His recent interception and 99-yard return when guarding San Francisco 49ers tight end George Kittle in a joint practice even hyped up LeBron James on social media.

But the Chargers might be even more excited about his leadership. The way the team sees it, he has basically been a team captain since the Chargers drafted him 17th overall three-plus years ago.

"He just has a glow," first-year head coach Brandon Staley said. "People are really drawn to him, a spirit and energy that brings people to him, brings people with him."

Some teams might be inclined to place a protective bubble around James, but the Chargers have let James be himself. There are no limitations here, largely because his injuries didn't linger.

As James described, his 2019 injury was "getting a new screw in my foot after the old one bent on me" in his fifth metatarsal. The original screw was from a surgery prior to joining the NFL. The procedure cost him 11 games that season. And then the 2020 meniscus tear was a routine four-to-five-month injury, but it just happened at the worst time: late in an Aug. 30 scrimmage.

"All of it was simple fixes," James said. "They fixed it, and I feel stronger."

This helps explain why the Chargers picked up James' fifth-year option of \$9.052 million for 2022 despite all the time missed. That says a lot about how they value him. And with other first-round picks from his class -- including quarterback Josh Allen, offensive tackle Kolton Miller and center Frank Ragnow -- already getting extensions, James is poised for a major payout if he has a big season and stays on the field.

And James spent all offseason confirming his good health, leaning heavily on a player who has been there.

Before Keenan Allen became a perennial Pro Bowl receiver for the Chargers, he fought the injury-prone label as he recovered from an early-career torn ACL. So, Allen adopted a rigorous offseason routine -- a blend of band work, mobility and balance training and running on a track that he calls "prehab" -- to engender longevity.

James asked Allen to teach him the workouts. Throughout the offseason, Allen would text James at around 10 most nights to plan a meetup at a local track near the Chargers' facility early the next morning.

"Bet," James always responded.

"We're both the same dogs -- same animal, different beasts," Allen said. "We both have that dog, get it by any means."

Allen called their training together "special" and "personal." And his advice to James was clear-cut: Know what you bring to the table, control what you can and stay in the lab.

In fact, Allen has urged James to guard him in one-on-ones all camp long because, according to Allen, "He's the best cover guy we have right now" and has the best technique, which James showed off with a deep-ball interception against Allen in the second week of camp.

James was not lacking for confidence, but he emerged from those sessions with Allen ready to address any questions about his durability.

"When I'm back to making plays on the field, those [critics] will be the same people rooting for me again," James said about those who question his long-term viability due to injury.

"I don't really get too caught up in, 'Hey, he's too injury-prone.' I'm ready to go back out there and show the world what I can do, showing he's a guy that bounced back from adversity and took it and ran with it. That was the hand I was dealt, but it's not who I am."

The time away from the game also has challenged James to refine his leadership and mental capacity for football.

He said he can walk into any position room in the Chargers' facility to fire off friendly banter, asking offensive linemen if they are ready for his blitzing or notifying receivers it's "no slants day" on the practice field. He gets away with this because he invests in teammates first.

"A lot of players are going through a lot, and guys don't often take the time to get to know players," James said. "I can go in any room -- quarterback room, O-line room, whatever -- and start off with a smile, bringing that energy every day, speaking to them. How is your family doing? How are your kids doing? All the little stuff that some people tend to forget in this game."

James also has expanded his knowledge of formations and offensive tendencies, consistently giving quarterback Justin Herbert different post-snap looks in practice. James takes copious notes on every position in defensive meetings to understand all the moving parts. And in practice, his directives to teammates at the line of scrimmage are urgent but unstartling: "Line up ... we good, we good ... I'm here."

Staley coached cornerback Jalen Ramsey, James' good friend from their Florida State days, as the Los Angeles Rams' defensive coordinator last year. And here's the ultimate compliment: James is one of the few NFL players Ramsey views as his peer, Staley said. That's how immense the talent is. So why wouldn't Staley use James as an all-over-the-field weapon?

"He can play anywhere in the deep part of the field, he can play in the half, he can play in the post, he can play in the quarter, he can play in the slot man-to-man, whether inside in the slot, he can play star -- which is our nickel -- he can play money, and he can rush the passer," Staley said. "And he's our signal caller. When you talk versatility to me, he's Mr. Versatility."

And that's what James wants, he said. Yes, he is a box safety. He's just nine other things too.

Teams have prioritized positional flexibility for years, with the Kansas City Chiefs' Tyrann Mathieu and Washington's Landon Collins being other examples at safety. Safeties who can make linebacker-type splash plays at the line of scrimmage add value to their teams.

And at linebacker, the Cleveland Browns and Pittsburgh Steelers recently drafted Jeremiah Owusu-Koramoah and Devin Bush, respectively, because of the advantage their open-field speed provides. But James might be the most valuable of all because he can cover like a true cornerback at 6-foot-2.

The Chargers are expecting James to put an already decent defense over the top. They were middle of the pack on that side of the ball in 2020 despite another slew of injuries, finishing 16th both in the Football Power Index's defensive rating and yards allowed per play (5.5).

"We know we can be special, but we say that every year, so let's just not say it" has become sort of a running joke with Allen and other Chargers.

It's hard not to say it this year, though. Herbert is considered a top-10 quarterback leaguewide after just one season, and the talent at the offensive skill positions is top-shelf. With \$135 million man Joey Bosa off the edge and a good mix of complementary veterans and young talent, Staley should be able to maximize the play of the defense with his scheme.

James wholly believes the Chargers will make a deep playoff push.

"We've got the guys," he said.

And he has no plans to be sidelined for it.

"It feels amazing to be myself again," James said. "I feel like guys gravitate toward me, and being that leader that they need me to be, knowing they drafted me in the first round for a reason, is a blessing."

Chargers' bolt is BACK: 'Alpha leader' Derwin James drives culture of accountability in Los Angeles

By Jim Trotter
NFL.com
August 26, 2021

COSTA MESA, Calif. -- Chris Harris Jr. has been around long enough to understand the importance of conserving energy as training camp nears its close. So at the end of a practice last week, with one day remaining before the end of camp, the Los Angeles Chargers' 11th-year cornerback took the longer route to greet a visitor, walking along the waist-high chain-link fence until he found an opening that allowed him to reach the other side.

He took a seat on a white folding chair, removed his mouthpiece and exhaled. The light at the end of camp's long dark tunnel was bright and welcomed. But the smile on his face moments later had nothing to do with that. It had everything to do with teammate Derwin James, who walked to the fence, placed both hands on top of it and easily hopped to the other side.

The moment was a testament to not only James' youth and athleticism -- now 25, he is seven years younger than Harris -- but also a metaphor for the standout safety's approach to the season. He isn't interested in circuitous routes. He's all about direct lines, whether seeking out a ball-carrier or attacking questions about his health. He understands why people keep bringing up his physical well-being after missing 27 of 32 games the past two seasons because of foot and knee injuries, respectively, but the questions have grown stale.

Rather than attempt to sidestep them, he runs through them, just as he would an opponent. He drives home his point with an unmistakable intensity, his normally infectious smile vanishing and his eyes wide and unblinking.

"I hate when people say, 'If y'all stay healthy ...,' " he pronounced, speaking of both himself and the team in general. "I'm tired of that. I'm going to stay healthy and we're going to stay healthy. We're speaking that into the air."

If so, the Chargers could be the sleeper team of 2021. They have the 2020 Offensive Rookie of the Year in quarterback Justin Herbert, an offensive line that was upgraded with the signing of the top available center (Corey Linsley) in free agency and one of the top tackles (Rashawn Slater) in the draft, plus a deep stable of pass catchers and a defense that features impactful edge rusher Joey Bosa and athletic inside linebacker Kenneth Murray. And then there is James. His return after missing all of last season because of knee surgery is the tide that can lift almost any team.

The 6-foot-2, 215-pounder transcends labels. In some situations, he's a defensive back. In others, he's a linebacker. Then he's a pass rusher. Then a returner. There really isn't anything he can't do, which is why he was voted first-team All-Pro as a rookie. Veterans like Harris normally temper expectations or comparisons with players still seeking to establish roots in the league, but not when it comes to James.

"I've played with a lot of great people in the secondary -- Hall of Famers like Champ (Bailey) and Dawk (Brian Dawkins) -- but it's hard to say anybody is like this kid, the way he loves the game, the way he competes every day," Harris said. "He's very smart and has a great enthusiasm about him, a great spirit about him. And he has freakish talent. He can run, has great quickness, very physical and strong. The season could definitely change with him out there. He's that special of a player."

James was among the first in line when the football gods were handing out athletic intellect and ability. But what takes his stature with teammates to a higher level is his unbridled passion for the game. Some people love the game for what it can do for them; others cherish it for the competition and camaraderie. James is the latter, which has earned him the respect and the right among teammates to push and pull them.

During a recent 11-on-11 drill, the defense was short a corner. Rather than let it pass, James immediately called out the culprit, whose name has been withheld by protective team members. It might have been a simple lapse to some, but to James, it was much more than that. He's trying to establish a culture of accountability on a team where there were issues getting the right people on the field during multiple games last season.

"Do you want to be out here?!" James demanded.

Two days later, when asked about his reaction, James didn't back down.

"I challenged him because there's no reason we should ever have 10 guys on defense," he said. "If anything, we should have 12 guys out there. The coach should have to pull you off the field, not hold things up to get you on the field. That's telling me that you don't want to be there. It's all about mindset when you take the field, and having the right approach. Having 10 guys, I don't like that."

His commitment and dedication is a reason he wears the captain's "C" on his jersey, and why he has the respect of those around him. The next malicious bone you find in his body will be the first. He is unfailingly positive and enthusiastic, with an intuitive sense of how to get through to people.

"He holds guys accountable, but he does it in the right way," general manager Tom Telesco said. "He knows when to push on guys, and he knows when to pat them on the back. He has a great feel and we missed that last season. He's that alpha leader that everyone follows."

James was regarded as one of the more gifted players in the 2018 draft, but inexplicably fell to the Chargers at No. 17 because of concerns about a knee injury sustained during his Florida State career. It didn't take long for James to make clubs regret passing on him, as he started every game for the Chargers as a rookie.

He opened the season at free safety, but the coaches soon realized his athleticism and intellect could make him a force on every level. So defensive coordinator Gus Bradley switched him to strong safety to allow James to play closer to the line of scrimmage, where he could rush the passer, neutralize tight ends and, sometimes, defend receivers in the slot.

He finished the year with 105 tackles, three interceptions, 13 passes defended, six quarterback hits and 3.5 sacks, a stat-stuffing effort that immediately proved his standing as one of the most dynamic defensive chess pieces in the league. More importantly, his presence helped the Chargers reach the playoffs for the first time in five years.

"He elevates everyone around him: defense, offense, special teams. Shoot, he even elevates coaches," Bradley, now defensive coordinator of the rival Las Vegas Raiders, said recently. "You see the way he competes and the way he goes out and plays the game, and his love for the game, and it forces you to match it. If you don't, you have to ask yourself: Who's the leader here? Who's the one who's taking charge and setting the tone? It's just unique, the impact he has."

He's particularly impactful when using disrespect as a motivational tool, such as last week on the final day of joint workouts with the San Francisco 49ers. Niners wideout River Cracraft was looking to catch the eyes of the coaches and ultimately land a spot on the team's receiver-rich roster, and one way to draw attention was by showing he would not back down from anyone. Enter James.

Cracraft stuck on his block of James a little too long during an 11-on-11 drill near the goal line, nearly setting off a scrap between the sides. Two snaps later, the two had words again. Word to the wise: You might get away with poking the bear once, but not twice. On the next snap, James undercut tight end George Kittle and picked off a pass that he returned 99 yards for a touchdown, raising his right index finger as he crossed midfield.

A point needed to be made, and James made it. It didn't matter that Kittle had gotten him for a TD earlier in a similar situation. All that mattered is that he felt tested by Cracraft, by Kittle and by quarterback Jimmy Garoppolo.

"I love it. I love odds against me. I love it all. It's just how I was raised," James said in general, not specifically about the interception return. "You're going to see what type of person you are when there's pressure. Me, I'm going to come with it."

He doesn't care what's before him -- an All-Pro tight end, a former Super Bowl-starting QB, a young receiver trying to make the team, or a chain-link fence. He knows what he wants and is committed to take a direct line to get there.

"There ain't no ceiling for me," James said. "I'm going to continue to get better. I don't put a cap on me because I'm always trying to find a way to get better. I feel like I can do so many things better, so I don't try to put it like: OK, you need five interceptions, you need 100 tackles, you need to go to the Pro Bowl. I just want to be available for my teammates and come out and get better every day. Everything else will take care of itself."

JUSTIN JONES

A Conversation With: Justin Jones

By Hayley Elwood
Chargers.com
July 6, 2021

This summer, we thought we'd check in with a few Chargers players before the 2021 season kicks into gear.

Our second conversation features defensive tackle Justin Jones.

2021 marks Jones' fourth season in the league and with experience under his belt, he's ready for what this year will bring.

Here's more from Jones on the benefits to the new defensive scheme, how he's fitting into it, what it's like being a first-time dad, and more.

2021 is your fourth season in the league, how crazy is it that it's already year four for you?

Justin Jones: It's gone by pretty fast, I'm not gonna lie. But, I'm definitely looking forward to this season. We've got a lot in store, especially for our defense and especially for our defensive front. The things we're doing this year are so crazy compared to what we've been doing previous seasons.

Yeah look, I'm not gonna ask you to give away any secrets! But what feels different?

Jones: We've got a lot more space now which frees a lot of us up. That's going to give us opportunities to get these one-on-ones and expose them. That'll be really good for us as a front because we've got some really good rushers on our team and now, we really get to showcase their abilities with the space.

How good does it feel to physically get out on the field with the new coaching staff in the offseason program?

Jones: At first, I was pretty anxious because I wanted to see how everything was going to look. But after being out here, listening to the coaches and what they're trying to accomplish, I'm really confident in the season. Like really, really confident. That's a good thing because normally going into a season, I'm not saying I wasn't confident, but you might still have your doubts on how we're gonna do certain things. But here, where we're at right now, it's more just this is how we're going to run it. When (the other team) does this, we're going to adjust to it like this. It's a legit game plan that's flexible enough to work against all teams.

It really feels like the tone is being set right now.

Jones: Facts. You can definitely feel it throughout the building.

How does your role this year compare to what you've done in the past?

Jones: This year, I feel like I'm gonna get a lot more one-on-ones and that's gonna let me really showcase my abilities and talents. In previous years, we've had really good rushers, and me being the young player, you had to allow those rushers to keep doing their things so we can win these games. So that kind of pushed me in a box, lowkey. So ability-wise, just really showing what I'm able to do, and now I'll be able to put that in front and show everybody what's going on.

This offseason, you've posted a lot of videos on your Instagram account of you working out. How has your training regimen changed or evolved since you came into the league?

Jones: We focus more so on function of movements and being explosive out of the actual football movements rather than your regular traditional lifts and traditional conditioning. We went more so with functionality and it's really gonna help my game and be really beneficial for me just being strong out of certain movements. Where I was training at, it was a new gym. The guy who was training me, I actually went to high school with him, but he went to school for this. So the gym was fairly new but we got to it and I had a really good offseason with him.

A couple years ago, you mentioned changing your diet, you picked up boxing. Is there anything new, besides some of your training, that you've implemented or are doing differently this year?

Jones: I went home! I went home for the first time in a long time. I hadn't been home for more than a week in years, so this was the first time I stayed home for about three months for the most part. It brought me back to humble beginnings.

Your daughter recently turned six months old, what's being a dad like?

Jones: It's the greatest thing in the world, just watching her grow up. Seeing her try to walk, right now as we're on the phone she's in here walking around in her walker just touching stuff and trying to figure out where everything is. From her being first born to now, it's just crazy. She's grown so much. She's so interested in everything around her. She wants to talk. She wants to eat everything. She wants to be involved in everything. I see myself in her so much and it's beautiful.

What did it mean to get to spend that time with her in a really important part of her life?

Jones: It was beautiful. She came at the perfect time. Honestly, she was just what I needed. I'm glad she's here. She's healthy and she got to see her grandma and get to see other people in her family and that's beautiful, too.

What do you mean by saying "she was just what I needed?" Is it how some guys say they have a bigger purpose when kids become a part of their life?

Jones: That's exactly what it is and you never know how real it is until it's actually in front of you. She looks just like you and acts just like you and wants to be just like you or just like her mom. It's beautiful.

Lastly Justin, what are some things that you want to accomplish this year whether it's personal goals or with this team?

Jones: I just wanna win. I really enjoy winning, I love the ins and outs of the game, and I love performing with my teammates just seeing everybody make plays and me making plays myself is a really fun thing. So just being able to do that, especially in this new scheme which enables everybody to be who they are as players, it's just gonna be really cool and really scary for a lot of teams.

COREY LINSLEY

Corey Linsley's unique approach has bolstered Los Angeles Chargers' offensive line

By Shelley Smith
ESPN.com
December 10, 2021

COSTA MESA, Calif. -- Los Angeles Chargers center Corey Linsley is among the best in the game at his position. He just does things a little differently.

Watch him. He runs out to the huddle and then turns around, his back facing his quarterback.

"No, he's not lost," said safety Derwin James Jr. "He's already looking at how the defense is stacking up."

The approach makes sense in this quick-to-huddle and quicker-to-snap league. Any edge you can get can pay off, and Linsley says it has. He is one of the few centers in the league, if not the only one, to do things backwards. It started during the seven seasons he spent with the Green Bay Packers before signing with the Chargers this offseason as their big-money free agent signing.

"There were times where I would break the huddle and turn around and it would be different personnel," he said. "It was like, 'Why don't I just turn around and look and see what the personnel [is right away].'"

Chargers head coach Brandon Staley was immediately on board with Linsley's approach.

"He can hear what (quarterback) Justin [Herbert] is saying, but what is more important is what grouping is coming out," Staley said. "Who is over there? Is (Cleveland Browns defensive end) Myles Garrett in the game, or is he out of the game? Is (Kansas City Chiefs defensive tackle) Chris Jones in the game or is he out of the game? Are they in nickel? Are they in penny? Are they in base? That's what he's looking for. That's why he is the general."

Some say Linsley is the reason the Chargers offensive line has made such a dramatic improvement this season. The Chargers' pass block win rate has increased from 47% in 2020 (31st in the NFL) to 59% in 2021 (17th) and their run block win rate has improved from 67% last season (32nd) to 69% in 2021 (22nd). Because of this, Linsley has arguably been the offensive MVP for the 7-5 Chargers, who host the New York Giants on Sunday at SoFi Stadium (4:05 p.m. ET, Fox).

Linsley, a fifth-round draft choice from Ohio State in 2014, signed a five-year, \$62.5 million deal this offseason with the Chargers, who went after him with a certain desperation. He was chosen the Walter Payton Man of the Year candidate for his work with CASA (Court Appointed Special Advocate), which pairs trained volunteers with children who need help. He and his wife, Anna, became involved with the organization in Green Bay and have now taken their fight to Southern California.

"He's the kind of guy we want here," Staley said, and not just because his 308-pound size, although that helps.

Linsley has been on the field for every snap this year, has not had a missed snap exchange with Herbert and only has one false start in 12 games. He certainly has been a stabilizing factor, creating great chemistry with the second-year quarterback.

Linsley says Herbert does a great job of speaking loudly enough in the huddle for Linsley to hear, even with his back turned.

"It's never been that loud," Linsley says of the outside noise. "Even if it is, I can lean back in the huddle. It only takes a second to tell because once we bring on our personnel, they switch fairly quickly because they want to get their guys on the field."

"I'd like to think it pays off every week," Linsley said of his approach. "We might have a new tight end or new fullback in the game that needs to know what to be alert for with the defensive personnel. I like to think it makes a little bit of difference in those areas. I know it does for us and it does for me from an ID perspective."

Linsley's huddle method does draw some odd looks from what he hopes are confused defenders.

"Yeah, there have been a few guys that (have asked about it) and I told them after the game or something and they are like, 'Ah, that's pretty cool.'" Linsley said. "... It's just something that I feel has given me a little bit of an edge, so I kept doing it."

A new trend, perhaps?

Chargers' Corey Linsley protects, on and off the field

By Mark Whicker
Los Angeles Daily News
March 22, 2021

In April 2014, Corey Linsley came in 160th in the NFL's annual beauty contest.

Five months later, he was snapping the ball to Aaron Rodgers on the first play of the NFL season.

Talk about survive and advance.

J.C. Tretter, the starting center, was hurt two weeks earlier. Linsley's moment came at him like a locomotive through a tunnel. It did not help that the opponent was Seattle, in Seattle, where quarterbacks and eardrums are pressured equally. The Seahawks were reigning Super Bowl champs, and this was Thursday Night Football.

"It was a hell of a deal," Linsley said Friday, his first official day as a Charger. "On Saturday, I could feel my heart racing. I thought, 'I don't know if I can do this.' Doubt creeps into your mind."

It wasn't just a matter of delivering a football into Rodgers' prying hands. It was recognizing defensive fronts that were designed, by Pete Carroll, to be unrecognizable. It was deciding to slide the protections and, beyond that, making himself heard to four beleaguered mates.

And, yeah, it was blocking. Linsley lasted until the fifth round because, as centers go, he was on the frail side at 6-foot-3 and 296 pounds.

Careers have been vaporized by less.

But then Rodgers got up the day before the game and talked about the "I belong" moment.

"He said that when you get on the field, you're good enough to play in the NFL," Linsley recalled. "That helped me out a lot."

Linsley did belong. On his first play, Eddie Lacy gained six yards. On the third play, Lacy got 15 up the middle.

The Packers punted and then punted again, but recovered a fumble. Six plays later, John Kuhn scored. Seattle eventually won 36-16, but Linsley started all 16 games and started 99 in seven years. He has since refined that job to grunt-and-lift art.

In 2020, Linsley was rated the NFL's top center by Pro Football Focus and was named first-team All-Pro. The Packers chose to pay other people, so Linsley, one year after the Chargers signed Packers tackle, became the latest care package for a Chargers' offensive line that seems resistant to improvement. With quarterback Justin Herbert as the kid prince, you never have enough bodyguards.

"I don't let things get too complicated," Linsley said. "Obviously the weather here is a cool factor. But it's a job, and now it's up to me to hold up my end of the contract. I don't need to tell Justin much. I remember every spectacular throw Aaron made, but his work and his intelligence for the game are why he's the quarterback he is."

Few NFL fans get stressed about the comings and goings of the big men. From the seats, they appear interchangeable.

Linsley's move hits Green Bay harder, because the city saw the man outside the helmet. He was the Packers' Walter Payton Award nominee, primarily for the work he and his wife Anna did on the part of Court Appointed Special Services.

Those who volunteer for CASA represent neglected and abused children. They go to court on their behalf, they meet with their kids once a week. In some cases, they're de facto parents.

"We had one child whom Corey and Anna had worked with for more than a year," said Kristin Jacobs, the executive director of the Brown County (Wis.) CASA chapter. "He had no idea that Corey was a football player. Then he was watching a game that went to overtime, and Corey was at midfield for the coin toss with his helmet off. He said, 'Look, that's my CASA.'"

While Linsley was getting squared away in Costa Mesa, Anna was checking out local CASA opportunities.

"We're the voice for the children," Linsley said. "They can't testify for themselves in court. I had a pretty comfortable upbringing (in Youngstown, Ohio). I didn't know what a social worker was. A situation like this affects children from all demographics, from all economic groups. Kristin had a connection to us because she's from Youngstown originally. The more we learned, the more we were drawn to this. The fact that not everybody gets that, that not everybody knows what's going on, is tragic."

"It was a tough day for a lot of us when Corey and Anna left," Jacobs said. "They approached this like any other volunteer. They took the 30 hours of training like everybody else."

Andy Herman, who works for Packers.com, commemorated Linsley's career by asking fans for \$63 donations to CASA, since Linsley wore 63. In fewer than 12 hours they had delivered \$5,000.

The Chargers will do well to prove they belong on Corey Linsley's team. Some centers find a way to be central.

Corey Linsley is front and center of Chargers' offensive line rebuild

By Jeff Miller
Los Angeles Times
March 20, 2021

Everything about the Chargers these days centers on Justin Herbert. Including the new center.

The team just signed Corey Linsley, a reigning All-Pro, to the richest contract in NFL history at the position.

At the core of that steep investment is the goal of giving Herbert and the Chargers every chance to succeed in the quarterback's second season.

Linsley spent the last seven seasons with Green Bay and played in at least 13 games six of those years while the team went 71-40-1 and made three conference title games.

He brings all that positive experience and something else just as valuable to an offensive line that plays a critical role in Herbert's development.

"When we get up to the line of scrimmage, my job, my most important job, is to get everybody on the same page ... being able to communicate with everybody on the O-line and the quarterback as well," Linsley said. "Communication is key."

"I can reach guys in pass block or whatever, but it doesn't mean anything if everybody isn't on the same page and we're all going different directions. That's the biggest thing on my plate that I've got to take care of."

Last season, Herbert played well enough to be chosen as the NFL's best offensive rookie and did so behind a line so poor that general manager Tom Telesco is now working to change 80% of it.

If a rebuilt front anchored by Linsley can give Herbert more time and help, who knows how high Herbert's ceiling might extend? Aiding him at the line of scrimmage pre-snap is the first step in protecting him.

Linsley, who turns 30 in July, said Packers quarterback Aaron Rodgers helped him understand the importance of identifying defenses quickly and communicating the proper calls.

"That's something that I've taken pride in," he said. "I felt like we had a really good thing going in Green Bay that we kind of built. It takes everybody."

Linsley was a fifth-round draft pick out of Ohio State in 2014 but emerged rapidly, starting in his NFL debut and never relinquishing the job. So he knows about learning under fire, something Herbert perfected in 2020.

Easing Linsley's transition to a new offense is the fact his old offense was quite similar. In discussions with Chargers right tackle Bryan Bulaga, another former Packer, Linsley said his understanding is matters won't be vastly different for him.

"It seems like they're coaching the same stuff," he said. "You know, coming off the ball, an emphasis on the run game, playing physical and tough. That's all the stuff that we talked about in Green Bay. ... That definitely drew me to here."

So did Bulaga, Linsley explaining that he was sold on the Chargers by Bulaga's assessment of the new coaching staff headed by Brandon Staley.

"There are a lot of outside factors and benefits coming here," Linsley said. "But I wouldn't have decided to come here if it wasn't for the great things that Bryan said. The vibe that he got from the coaching staff, everything he said. It meant a lot to me."

Bulaga probably will be the only returning starter up front as he attempts to bounce back from a season full of injuries and disappointment. Bulaga played only 38% of the Chargers' offensive snaps a year ago. That's the second-lowest total of his career, above only a 2017 season in which he missed 11 games.

Along with Linsley, the Chargers also signed former Pittsburgh lineman Matt Feiler in free agency. Feiler will play guard, although Friday he said he hasn't been told which side.

Feiler also has played tackle, and the versatility can only help the Chargers coming off a season in which the right side of their offensive line had to be continually shuffled because of injuries.

So the Chargers still need a left tackle and another guard, with plenty of offseason and salary cap space still to find answers.

They most certainly believe they have their center, signing Linsley to a five-year deal that guarantees him \$26 million and is worth up to \$62.5 million.

"It really doesn't mean anything unless I perform to that level," he said. "I'm excited and thankful that the Chargers thought enough of me to offer me that contract. ... I owe them."

New Charger Linsley looking to prove contract is worth it

By Joe Reedy
Associated Press
March 17, 2021

COSTA MESA, Calif. (AP) — Corey Linsley is the NFL's highest-paid center after signing with the Los Angeles Chargers, but he realizes that means added pressure when training camp begins later this year.

"It feels good but it really doesn't mean anything unless I perform to that level," Linsley said. "I was telling my wife when it was starting to ramp up, we were talking about teams that needed centers and I said, 'Look, we're going to a place that fits. This is a job. I'll be at the beach sometimes, but I got to live up to the contract that the team will give me. It's a job first and foremost.'"

Linsley, whose five-year contract averages \$12.5 million per season, and guard Matt Feiler were introduced as members of the Chargers on Friday. Both arrived in Southern California on Thursday and began meeting with coaches.

Both players are hoping to improve a Chargers offensive line that struggled last season, but Linsley will be looked upon to be the leader. The All-Pro spent seven seasons with Green Bay after being drafted in the fifth round in 2014 and has 99 regular-season and 11 postseason starts.

His other main job will be to keep the pocket clean for Justin Herbert, which didn't happen last season. Herbert was the Offensive Rookie of the Year, but was one of the most pressured quarterbacks in the league last season. Linsley allowed a league-low four pressures last season among centers who played 13 or more games, while LA's Dan Feeney was tied for the most at 33.

Linsley is also solid in the run game with only four blown blocks in 286 plays, but none resulting in lost yards. By comparison, Feeney had 16 blown blocks in 433 rushing snaps with a league-high 10 being plays that were stopped behind the line of scrimmage.

Currently, right tackle Bryan Bulaga is the only starter on the line likely to be back. With that status of offseason programs undetermined, Linsley knows there might not be a lot of time to build consistency.

"At the end of the day we got to get reps, we all gotta get on the same page, we got to learn how to communicate effectively in the room, not only on the field," he said. "That's going to take time, and we're gonna have to put in the work."

Linsley and Bulaga played together for five seasons in Green Bay, so that familiarity will be a plus. Linsley said Bulaga made a nice recruiting pitch to get him to come to Southern California, but that he hasn't had a chance to catch up with Herbert yet.

Feiler started at right tackle and left guard over the past three years with the Pittsburgh Steelers. He is likely to line up at left guard, where he started 13 games last season. The Steelers allowed only 70 regular-season sacks over the past three seasons, the fewest in the league.

Feiler said the coaching staff has told him he will line up at guard, but haven't specified which side. Right guard Trai Turner was released while left guard Forrest Lamp is a free agent.

"It was a little choppy at first. Switching your stance up to the other side, it's a little bit different," said Feiler of transitioning from tackle to guard. "I've played left guard before, so it was kind of like riding a bike. Just had to shake the rust off and get back into it."

KENNETH MURRAY JR.

Los Angeles Chargers' Kenneth Murray Jr. playing with heavy heart in aftermath of brother's death

By Shelley Smith
ESPN.com
October 4, 2021

COSTA MESA, Calif. -- You can hear the sadness in his voice. It's not outwardly noticeable if you didn't know to look for it, but it's there -- the kind of sadness you would never wish on anyone.

Los Angeles Chargers linebacker Kenneth Murray Jr. is a 6-foot-2, 241-pound chiseled athlete who cares passionately about the game of football. He also cares passionately about his family, especially his adopted siblings, all of whom have a chromosomal abnormality known as deletion.

His father, a Baptist minister, and his mother, a retired police officer, learned of the children from his church congregation and took them in when Murray was 11. And when their middle son, the one he was closest to, Lenny, died unexpectedly in April on what would have been his 14th birthday, Murray was devastated.

Murray had pledged to take care of the kids if something happened to his parents. But nobody expected something like this to happen to one of the children.

"One day I was doing something with football and I got a phone call and I kind of had to drop everything and jump on a flight and go through that," he said. "Since then I've just kind of stayed to myself."

He took to Twitter to process his grief:

Not wanting to divulge more details, all Murray would say about Lenny's death is that it was "like a bad nightmare," and something he tries not to think about.

"It's too hurtful to do in the media," he explained simply.

The children, Niya, Lenny and James, were born with deletion, a condition in which part of a chromosome is missing crucial genetic material. Lenny was the most severely affected and used a wheelchair. He was also Murray's biggest fan.

"He was super enthusiastic about coming to the games," Murray said. "That's what makes it such a sore spot for me."

The family would often make the seven-hour drive from their home in Missouri City, Texas, up to Norman, Oklahoma, where Murray played for the Sooners. He started at linebacker for three years and racked up 334 tackles and 9.5 sacks. His biggest year came as a sophomore in 2018, when he had 155 tackles, including a school record 28 in an overtime win over Army.

Murray was co-Big 12 defensive freshman of the year in 2017 and second-team all-conference in 2018 before being a first-team All-Big 12 and third-team All-America pick in 2019. His work ethic was legendary. He'd often watch five to six hours of film a day early in the morning before class. And when he was selected in the first round of the 2020 draft by the Chargers with the No. 23 pick, his entire family was with him as GM Tom Telesco made the call that would change his football life.

He's carried his work ethic with him to the NFL, where he had 107 tackles as a rookie a year ago and 20 through three games this season with the Chargers (2-1), who host the Las Vegas Raiders (3-0) on Monday Night Football (8:15 p.m. ET, ESPN). Murray will miss Monday's game with an ankle injury suffered in practice Saturday.

"We have just a great group on defense including Kenneth, we have him and [S] Derwin [James Jr.]," Chargers defensive end Joey Bosa said. "All the guys during practice every week, every day, they always bring energy so they have been great."

"He has worked extremely hard," Chargers defensive coordinator Renaldo Hill said. "We have talked about playing him downhill, being back and being able to run sideline to sideline. He has all of those traits."

When the children arrived at the Murray home 11 years ago, Murray and his biological sister, Kimberly, had to grow up fast. With their parents, they helped shuttle the kids to various doctors' appointments and therapy.

Niya is now 19 and reads at an elementary school level. James, the youngest, is 12 and uses a wheelchair. Lenny was the sports fan in the group and used to spend hours in front of the TV watching whatever sport was being played. And they all loved traveling to Oklahoma to watch Murray perform.

Lenny and Murray would go out in the backyard and do whatever they could to emulate playing catch and other sports and activities.

It's been a painful five months since Lenny died, but Murray says his family and his faith have gotten him through the hardest times. Of his compassion, he points directly to his parents.

"I'm from them," Murray said. "It's where I get all of this."

In his pre-draft interview, Dallas Cowboys owner Jerry Jones asked Murray what challenge has made him who he is on and off the field. He pointed to his experience growing up with his siblings.

"I look at it not as a setback, but as a blessing," he answered. "When I was growing up, my mom and my dad did things that were true acts of selflessness."

It's what inspired him to work as a church counselor during summers growing up. He also volunteered at El Modena High School in Orange, California, last month to help honor the Chargers' high school coach of the month, Matt Mitchell, and be part of El Modena's pregame coin toss. Murray is an active member of the Fellowship of Christian Athletes and regularly visited the Children's Hospital at the Oklahoma Medical Center. His first task after the draft was to set up funds for his siblings for long-term care.

Murray cherishes every interaction that he has with his siblings, which is why Lenny's death hit so hard.

"He had special needs and you learn to appreciate the small things because you know the small goals that a lot of times, we as human beings we take for granted," Murray said. "And you learn to appreciate them when you see somebody who can't do those things and still finds a way to be happy."

"That was Lenny."

ASANTE SAMUEL JR.

Asante Samuel Jr. has trouble learning from one former NFL player — his dad

By Jeff Miller
Los Angeles Times
September 10, 2021

They share so much. Both defensive backs, both 5 foot 10, both known as playmakers.

These two even share their name, Asante Samuel — Sr. and Jr.

But there is one thing neither is particularly comfortable sharing with the other:

Himself.

When the Chargers drafted Samuel Jr. in the second round in April, the convenient assumption was that father helped make son, that two players so similar in style, so alike in technique just had to be close.

Turns out, that assumption was too convenient.

"People say, 'Oh, he's the son of Asante Samuel, so of course,'" Samuel Jr. said. "That's kind of giving to his legacy and taking away from mine.... For some people, it's like I'm trying to live off his name."

Said Samuel Sr.: "It's unfortunate that he still thinks that way. He's making it difficult. He's going to drive himself crazy. He should embrace it."

These two do have a relationship, one Samuel Jr. characterized as "far-distance." In separate interviews, they expressed love for each other.

But they haven't spoken in months, each saying the other struggles to communicate.

Samuel Jr. is about to begin his NFL career, Sunday when the Chargers visit Washington. Samuel Sr. played 11 years in the league, intercepting 51 passes and making four Pro Bowls.

He said he has no plans right now to attend any Chargers games.

"I don't know if he wants me there or not," Samuel Sr. said. "It seems like he doesn't want me there because of the energy he puts out."

The Chargers have 11 players who use a name suffix. There's one II and two IIIs. Samuel is one of eight who use Jr.

Not one of the others, however, is named after a man some observers argue belongs in the Pro Football Hall of Fame, a father who made cornerback the family business and passed the trade down to his only son.

Now 40, Samuel Sr. was 18 when he and his girlfriend at the time, Candice Doe, had their lone child together. They nicknamed the boy A.J.

The couple didn't stay together and both have since established families with other partners.

When A.J. was a child, Samuel Sr.'s mother, Christine, helped raise him. In fact, she was the one who started him playing football, a decision made possible only after a bold audible.

"Granny Chris" changed A.J.'s birth certificate when he was 4, instead making him two years older and eligible to enroll in a Pee-Wee league at a park near their Florida home. This is something else the Samuels share, since Granny Chris did the same thing years earlier for Samuel Sr.

"That time's over, so I guess we can't get in trouble no more," Samuel Sr. said, laughing. "She would white it out, retype it and then make a copy. I watched her do it. That thing was amazing. It looked so real."

Samuel Jr. laughed at the memory too, recalling how convincingly overmatched he was on his very first football field.

"I used to cry every time I'd go out there," he said. "But then when we started hitting, I'd get happy. That's what they've told me."

Samuel Jr. said his grandma was "like my second mom." He said she taught him to be kind to everyone and thankful for each day. Remembering her contributions, he said she "put spiritual things in me."

While Samuel Jr. was attending St. Thomas Aquinas High in Fort Lauderdale, Granny Chris died. She meant so much to Samuel Jr. that, a few years later, he delayed submitting his letter of intent with Florida State to honor her by signing on the anniversary of her death.

"She was the holding piece to the family," Samuel Jr. said. "It was hard for everybody who was close to her."

This is about the time, Samuel Sr. explained, that he and his son seemed to start drifting even further apart. He said he can recall Samuel Jr. telling him to not attend St. Thomas Aquinas' football games.

They already had a strained relationship going back to when, as a child, Samuel Jr. refused to agree with everything his father said.

"He has a lot of 'yes' men around him," Samuel Jr. said. "I was the only one who would say like, 'Oh, you could have done better.' He'd get mad at me for that. I think he pushed me away a little bit because of that."

A telling incident came in 2010, when Samuel Sr. and the Philadelphia Eagles played Minnesota. On a pass down the sideline, Samuel Sr. was defending Sidney Rice and the two went up for the ball. Rice made the catch but landed out of bounds. Afterward, Samuel Sr. recalled, that was the play his son mentioned before any others.

"It was like, 'What are you talking about? That didn't even count,'" he said. "The point is, I'm still waiting for some positivity from my child."

Samuel Jr. said he doesn't remember being a critic of his father, only someone who wouldn't always agree with him.

"You can ask anybody on this team," he said. "When they ask me about my dad, I tell them good things. I don't have no problems with him. I'm not sure why he makes it seem like I have a problem with him."

There is confusion between father and son, to be certain. Both contend the real issue is with the other. During training camp, Samuel Jr. noted that his father hadn't visited. Samuel Sr. said he can recall showing up for his son's events in the past and receiving strange looks. Their differences have seeped into social media, the blocking and unfollowing happening among members of the extended family.

There is consensus that the disconnection doesn't seem to be improving, Samuel Jr. admitting, "We both could have done better."

On Sunday, he will trot onto an NFL field for the first time in the regular season. The Chargers have expectations for the player they selected 47th overall.

There also will be expectations based on the name on the back of No. 26's jersey — "Samuel Jr.," those final two letters the heaviest of all.

"It's kind of disrespect to my hard work that I've put in," Samuel Jr. said. "People try to take that away from me just because my dad was in the NFL. But my dad's not out here with me every day practicing and making plays. My dad's not out here lifting weights, running. I did a lot on my own and with other people."

Samuel Jr. said he has heard the narrative for years, from "my peers, reporters, everybody." He wouldn't have become a high school star, wouldn't have made it to Florida State without his name.

But during the height of quarantine last year, when so much was about isolation, they came together. They worked out at a field in Florida, sometimes climbing over a locked gate to do so.

Samuel Sr. said the sessions happened every day for at least a month; Samuel Jr. said they were much less frequent than that.

But they did agree on what happened one morning when they were focusing on Samuel Jr.'s speed, running extended sprints. At one point, Samuel Jr. fell to his knees and became sick.

"He's looking at me in disbelief," Samuel Sr. said. "He can't believe this is happening to him. He's like, 'Dad, if you did this with any of my teammates at Florida State, they would be throwing up just like me right now.'"

Samuel Jr. initially balked at the story until admitting it was true, saying, "OK, I'll give him that one." He also was reluctant to talk about his father at first. Unlike Samuel Sr., he prefers to remain quiet, reserved.

Samuel Sr. will talk about pretty much anything, and he'll talk plenty about A.J.

"Will I go to a game this year?" he said. "I don't know. What am I supposed to do, just pop up? If he invites me, I'll be there. My son knows I'll be there anywhere, anyhow if any problem occurs or he needs me."

A "far-distance" relationship, indeed. And yet, Samuel Jr. is willing to offer words that suggest little distance at all.

"That's my dad," he said. "You only get one dad. I love him to death."

RASHAWN SLATER

Chargers rookie Rashawn Slater's football love affair: 'The sacrifices only made it grow fonder'

By Daniel Popper
The Athletic
August 2, 2021

Reggie Slater wanted his two oldest sons to love basketball the way he did.

He had devoted his life to the game, going from undersized and undrafted to an eight-year NBA veteran. He played all over the world: Spain, Turkey, Italy. He had even spent two seasons playing in the now-defunct Continental Basketball League. He loved the game, and it loved him back. This was his calling, his passion. And he was determined to pass it on to his oldest sons R.J. and Rashawn.

The boys, though, gravitated to the gridiron. There was mystery in football. Reggie had never played. Kids needed their parents to sign a permission slip to start football when Reggie was growing up in the '80s, and his mom refused. "She thought I was going to get broke up too easy," Reggie recalls. So she directed him to the gym.

R.J. and Rashawn's conscious minds were made up. They loved football. Still, Reggie was undeterred. He decided to try and coax their subconscious minds instead.

Late at night, after R.J. and Rashawn had gone to bed, Reggie would check on his sons. He quietly opened the door to the bedroom and made sure they were still sleeping. Then he tiptoed his 6-foot-7 basketball frame across the floor, leaned his head down and whispered "basketball" in their ears.

"It never worked," Reggie said, laughing.

R.J., two years older than Rashawn, led the way, as big brothers do. Football was different. It was his own path. And he loved the physicality football offered. Rashawn felt the same pull. "Sibling admiration," Reggie says.

In the Slaters' hometown of Sugar Land, Texas, a new sports love affair was blossoming — foreign for Reggie, but undeniably magnetic for R.J. and Rashawn.

On paper, Rashawn Slater was destined for the basketball court. He had all the resources a kid could ask for — namely, the right athletic genes and an experienced father who was a willing and avid teacher.

But the heart is a fickle beast. Quick feet, natural strength and a 6-foot-5 build can be passed down from father to son. But desires? Those are generated and cultivated by the individual.

Rashawn desired, craved to be on the football field, to achieve greatness there.

And thus started his journey to the Los Angeles Chargers.

Rashawn entered into that unknown, onto that blank page, and willed himself to this point — to the highest levels of the sport he loves — through determination, through 6 a.m. wakeup calls at 15 years old, through three-hour workouts in the Houston summer sun, through late-night film sessions.

“He just had a drive at a very young age,” R.J. said. “He knew what he wanted, and he was going to work for it despite what anybody says.”

Rashawn Slater’s athletic career started with a wide array of activities. Soccer. Baseball. Yes, basketball. Even taekwondo.

Reggie owned a gym in the Houston area. One section of the gym was a martial arts studio, and Rashawn took lessons there starting in middle school. He also competed. More like dominated.

“He was in matches and people were trying to bow out because he was a big kid and he was knocking the shit out of everybody,” Reggie said. “People didn’t even want to fight against him, man.”

No weight classes in sixth grade.

“He kicked the guy and it was something out of a Marvel movie,” Reggie said. “He’d get up, whoop somebody’s ass, and then sit down for two or three hours. The matches weren’t long. I can tell you that.”

On Saturdays, Reggie would beckon R.J. and Rashawn to the family’s outdoor basketball hoop. In the driveway, Reggie would run his sons through drills — dribbling with both hands, layups, footwork, mid-range jumpers.

When they were done, R.J. and Rashawn would scamper inside to the couch and turn on college football.

Reggie might not have been able to foster a love of basketball. But there was still plenty to impart. So Reggie would sit down beside his sons and tell stories from his career and life — not necessarily to draw them back to basketball, but to instill his pillars and values: work ethic, professionalism, drive, determination, focus, loyalty.

These stories and discussions were filled with pet idioms. Writers are taught to avoid cliches. Reggie basked in them, lived by them, parented by them. Sometimes, cliches are cliches for a reason.

“He’s just always been in our ear,” Rashawn said. “We didn’t know it at the time, but all that stuff he was telling us, it was kind of shaping us under our skin.”

The people that do well are the people that do what others aren’t willing to do.

Talk is cheap. Actions are way louder.

You can sit and point fingers, or you can just get better.

Control the situation; don’t let the situation control you.

Enjoy what you can enjoy while you can, but once the job’s at hand, it’s time to go to work.

These are the lessons Reggie learned in his playing days, from veterans such as Buck Williams, Kevin Willis and Charles Oakley.

Reggie would field calls from former teammates while in the car. They would reminisce and cycle through what-ifs from their careers. Rashawn would be in the passenger seat, listening intently, internalizing these valuable nuggets.

“Here’s the recipe,” Reggie said. “It’s up to you to put it all together.”

That recipe applies to football, just as it applies to basketball.

That is because it applies to life.

“As we worked, we saw it happen,” R.J. said. “It just became real and it became what we did.”

These idioms were the street lamps illuminating Rashawn’s path.

The boys both attended Clements High School in Sugar Land, their local public school. Clements played in the fierce and competitive Fort Bend district, part of the top flight of Texas high school football reserved for the largest schools. Clements was the district punching bag. They went 3-27 in Rashawn’s four seasons.

Rashawn had opportunities to play for private schools.

But he refused. Don’t point fingers. Get better.

Still, garnering recruiting recognition was like hiking through mud. R.J. was a quality high school football player and had interest from Ivy League schools. He ultimately decided to enroll and play at the Air Force Academy.

Rashawn watched his brother’s recruiting process and had an epiphany. He needed to get better — much better — if he wanted to reach his goal of playing at a high-profile Division I program.

“It definitely helped Rashawn,” R.J. said, “because he kind of realized some of my shortfalls.”

“In Rashawn’s eye, if his brother was that good, and he wasn’t highly recruited, what is it that I need to do?” Reggie said.

Reggie owned that gym, Slater’s Sports Zone in Fort Bend, Texas. And there, local trainer Alonzo Ford was renting out space to work with Houston high school athletes. Ford worked in tandem with Antoine Murphy, a former Baylor offensive lineman and NFL camp body who specializes in offensive and defensive line development.

One day, Ford saw Rashawn playing basketball with his dad. He was big — very big — and light on his feet.

Ford approached Reggie in the parking lot.

“Man, you got to bring your son to me,” he remembered saying.

“He saw a prime specimen ready to be molded,” Reggie said.

Then the work began.

Ford headed the strength and conditioning. Murphy oversaw the football-specific training.

Together, they helped Rashawn groom into a Division I prospect.

Murphy, in particular, was essential in teaching Rashawn the details of the position that laid the groundwork for the pinpoint and polished technique that made him a first-round pick.

“At an early point, I realized that you put yourself ahead by the way you work, but you also put yourself ahead by the way you execute technique,” Rashawn said. “Everyone is strong, everyone is fast. But do you have great technique? That’s when it started to build.”

Ford pushed Rashawn physically, concocting exercises and workouts to test his pupil’s genetic gifts. He put 500 pounds on the workout sled. He had Rashawn put one leg in a suspended loop and then jump with the other leg onto a 24-inch box.

“It’s fun training those type of athletes where you don’t really have a limit,” Ford said.

Murphy remembers meeting Rashawn for the first time.

“Big glasses,” he said. “So he looked kind of like a Poindexter kind of guy.”

But then Murphy saw him move.

“He could run like the wind and he could run all day,” Murphy said.

The glasses were misleading. Rashawn can come across as quiet and unassuming. He even says that during the pre-draft process, teams accused him of being “too nice.”

Rashawn’s response? “You’ve never watched the film.”

“I kind of have the ability to flip a switch like that,” he said.

Murphy saw it firsthand during those years of training. If Rashawn was getting ready to “lock in,” he would take off his glasses and hand them to Murphy.

“That’s how he gets if you beat him or if you do something that he feels like got a little dirty on him,” Murphy said. “When he hands you those glasses and he’s sweating profusely, that’s when you know, uh oh, it’s on now.”

“He’d go Clark Kent on them boys,” R.J. said.

Rashawn lived in the trenches as a high school player. He played every snap of the game as an offensive and defensive lineman. He had 10 sacks as a senior defensive end, earning All-District honors for offensive and defensive line.

Rashawn trained at both spots with Murphy.

“He would just beat guys,” Murphy said. “I had guys that were getting recruited by every school in America, and he would just beat them consistently and beat them easily and kind of put their mindset in the dumps. He would just do it easily, run back to me just laughing. ‘Ha, ha, ha.’ Just giggling.

“He’s approachable. He’s well-spoken. He’s sweet,” Murphy said. “But I’m telling you, if you make him mad, or when it’s time to turn the lights on and he’s focused, he turns into the Hulk.”

Ford and Murphy trained a group of local high school players, including Will Farrar and Dakota Crawford, two offensive linemen at Travis High School, and Dennis Osagiede, a defensive lineman at Ridge Point. All three went on to play college football.

The group saw Rashawn flipping that switch every day.

"If you look at him, yeah, he's a big guy," Osagiede said. "But his demeanor isn't like, oh, he's a fucking crusher. Nah. You just got to get in that ring with him. Ya feel me? You got to get on that field with him, and then you'll see."

"That dude is a whole different animal when you piss him off," Crawford said.

The weeks during the football season were long and arduous. On top of his high school responsibilities, Rashawn was spending four days a week either training or studying with Ford and Murphy.

"That's all I've known him as — a hard-working silent assassin," Ford said.

Murphy developed Rashawn's hand placement and usage by working him out on a boxing heavy bag. He regularly would go over to the family's house to watch film with Rashawn upstairs. There, his football IQ took center stage.

"He's a scholar," Murphy said. "He doesn't want to be surprised during the game."

This eventually led Rashawn to create an idiom of his own.

"He says he feels most confident when he's most prepared," Reggie said. "I've heard him say that. I'm like, 'Damn, that's a great quote! I wish I had told you guys that.'"

The sessions with Ford and Murphy went year-round, including three times a week in the spring. Miles and miles of running, followed by footwork in the sand volleyball courts at the local park.

Inside, timed sprints on the basketball courts. Speed, conditioning, agility and technique work.

Osagiede, Farrar and Crawford became numb to Rashawn's superhuman workout feats.

"He is so explosive, it's ridiculous," Crawford said.

The summer Houston heat was stifling. And Rashawn, well ...

"That dude is the sweatiest person I've ever seen," Crawford said.

"I'd come home, and he had his laundry hamper that was filled with soaking wet, sweaty clothes, because sometimes he'd work out twice a day," Reggie said. "I knew that they were doing something positive there."

Murphy would bring film cutups of NFL offensive linemen — Tyron Smith, Jason Peters, Andrew Whitworth — and watch with his players before and after their training sessions.

"I can remember waking up early on Saturdays at 6 a.m. and it would be me, Rashawn, Coach Ford and Coach Murphy just working," Farrar said.

The workouts were ultra-competitive.

"When we went through one-on-ones, I knew I had to come with my shit if I wanted to win the rep or even like faze him," Osagiede said.

Osagiede trained with Rashawn for three years.

"I can count on my hand how many times I beat him in reps," he said.

Fueling all this was Rashawn's inquisitive mind and unquenchable thirst for greatness.

"He took care of business at a young age," Ford said.

Reggie remembers when a Northwestern recruiter came to the house to visit with Rashawn.

Typically those visits are simply sales pitches. Not with Rashawn.

"They were going over techniques," Reggie said. "They went into the living room and moved some furniture and started talking about how do I become a better, more skilled NCAA player. It was very unusual. I'm sitting there eating brisket and biscuits. And these guys are in stances, talking about pad level."

Once Rashawn committed to Northwestern, he "never wavered," according to Murphy. After his standout senior season on both sides of the ball, bigger programs came calling. But they stood no chance.

"He made his mind up and gave his word," Murphy said. "It's over."

There, the foundation that Murphy and Ford laid allowed Rashawn to blossom. He started for three years, first at right tackle and then at left tackle, before opting out of the 2020 season. He spent the fall working in Dallas with offensive line coach Duke Manyweather to prepare for the draft.

Rashawn never forgot the programs that passed on him.

"I've been an underdog my whole life," Rashawn said. "It's not leaving, because that's just part of who I am now."

His commitment only strengthened in college. The Slaters — including Reggie's wife, Katie, the couple's daughter Aliyah and youngest son Rylan — went on a cruise after Rashawn had finished his freshman season and started 12 games at right tackle.

The family lounged in pool chairs, sipped on piña coladas and ate at the buffet. Relaxed. But there was often one seat left empty.

Off on the cruise deck, not far away, Rashawn was doing pass protection sets.

Cruise-goers, including his own family members, looked on, befuddled and bewildered.

"Obviously, he got made fun of," R.J. said. "The pass pro set looks kind of goofy sometimes. But that man did not shy away from busting it out anywhere, because he was going to hone his craft regardless of where he was. If it was a vacation or not, he was going to get better."

This was deeper than early wake-up calls or exhausting workouts. This was a lifestyle, a love affair.

A calling.

"That extra level that a lot of people don't get to," R.J. said.

Moments after the Chargers selected Rashawn with the 13th pick in April's draft, the baby-faced offensive tackle was asked on the ESPN broadcast for his message to his new quarterback Justin Herbert.

"I got your back," replied Rashawn, the franchise's new cornerstone left tackle.

For most, this was merely a generic stock answer. Player-speak. A cliché.

But, to the Slaters, clichés are clichés for a reason. They are not throwaway sayings. They are defining, essential principles.

They are how you create your own destiny.

Ford was watching the draft from a barbershop while his son got a haircut.

"That put chills through my body," Ford said, "because he's been a man of his word for so long. ... I hope this quarterback understands he means that. No one is going to touch that guy. I'm putting my life on the line for this one."

Basketball is in Rashawn's blood. Football is in his heart.

A different game. A familiar devotion.

"He still has a love for the game that I feel like a lot of people lose once you get to the level of sacrifice he's taken," R.J. said. "But I feel like the sacrifices only made it grow fonder for him."

JERRY TILLERY

It's gotta be the socks? How Chargers' Jerry Tillery is setting himself apart

By Shelley Smith
ESPN.com
August 19, 2021

INGLEWOOD, Calif. -- At 6-foot-6, 295 pounds, Los Angeles Chargers defensive end Jerry Tillery can be difficult to find on a football field, especially one filled with 80 players, many of whom are similar in size.

But shift your gaze down to the feet. And you spot him right away, even from the length of a football field. The red and white striped socks give him away every time.

"Something new, something fresh," he says after practice. "I wear them every day."

The socks are just one way Tillery sets himself apart. They're just the most obvious.

He's a voracious reader and is curious about their world, having made trips to Japan, Dublin and South Africa while he was honing his craft at Notre Dame. He ended being selected No. 28 overall in the 2019 draft.

He's big and strong (not to mention fashionable) and has yet to reach his potential. The Chargers expect that to happen this year and in first-year coach Brandon Staley's defensive schemes.

"The new staff (and defense) was a like a breath of fresh air into my game," he said. "I love it. It's tailor made for me to make to make a lot of plays."

Teammates say they've seen a difference in Tillery, too.

"This year, Jerry, I think he's taken it to another level to be an elite rusher," fellow defensive lineman Linval Joseph said. "He's been asking questions. He's been in the weight room. He hasn't been complaining. He's the first in the locker room. He's been doing the things that you have to do to be great."

Tillery has five sacks and 47 combined tackles in 31 career games. He was second to Joey Bosa with 14 quarterback hits last season, a sizable uptick from the three he had as a rookie in 2019.

"We feel like (Tillery) has got a chance to be a complete player," Staley said. "This guy's a lot more tough, physical and rugged in the run game than I was expecting."

Tillery spent the summer training on Oahu, except for a quick jaunt to Eugene, Oregon, for Justin Herbert's charity golf tournament. "When Herbie calls, you answer," he explained, "the whole team does."

"He doesn't even know how good he is," Tillery said of Herbert. "And he's even a better guy."

Tillery's Oahu workouts were tough and sweat-filled, as you might expect.

"I worked on my feet, my ankles, anything to help me play faster," he said. "And increase my fitness to play faster."

He said Staley's "health first" approach has been refreshing and helpful to everyone who's had even a minor injury, noting they had several major ones before camp broke last season.

Tillery says he will still have his hand in the dirt like a typical defensive lineman, but there are plays he will be standing up under Staley's system, designed to keep the offense guessing.

And he says his Hawaiian workouts have put him in "my best shape ever." He's also promised to cut down on penalties after accruing eight for 59 yards in 2020.

"The team expects a lot from me, and I have high expectations for myself," he said. "Coach Staley has definitely brought a different approach, a new staff, a new lease on football."

MIKE WILLIAMS

Mike Williams on Chargers' offense: 'We haven't even scratched the surface yet'

By Bridget Condon
NFL.com
October 29, 2021

COSTA MESA, Calif. -- The last time Mike Williams took the field, he managed just two catches for 27 yards during the Chargers' worst performance of the 2021 season, a Week 6 loss to the Ravens in which Los Angeles' previously high-flying offense scored just six points.

But don't think Williams has lost the plot in what is shaping up to be a career year.

"Every week is a new week," Williams said on Thursday. "It's a one-game season every week. We don't want that to happen again, so we focus on this week. We're trying to go 1-0 this week, and that's all we can control is coming out this week and having a good plan, making the plan work and coming out 1-0."

The task this Sunday, coming out of a Week 7 bye, will be to bounce back against the Patriots - - who, notably, handed the Bolts their worst loss in franchise history last season, a 45-0 defeat in Week 13. And it's a good bet Williams will have a big role to play.

The fifth-year pro has been integrated a lot more into the game plan under first-year Chargers offensive coordinator Joe Lombardi, and it shows. The 2017 first-round pick is tied for the fourth-most receiving touchdowns in the NFL with six scores in six games. He's also recorded 33 receptions, putting him on pace for 93 in 17 games, which would shatter his previous high of 49 in a season.

"We haven't even scratched the surface yet of where we can be at as an offense," Williams said.

What's the secret to his success?

"Practice," he said. "That's the main thing. Everything happens in practice; you make plays in practice, you gain the confidence in the coaches, and they'll trust you in the games. Then you do it in the games, and it builds a lot more confidence and trust in them. I feel like I've been making a lot of plays for this team, and the coaches trust me to go out there, whether it's fourth down or third-and-long. They trust me to go out there and make that play. I just have to continue to make the plays that are coming my way."

"He brings a lot of talent, size, strong hands," Lombardi said of Williams. "Good route-runner. Smart player. He's been making plays for us and getting open. He was the seventh pick in the draft for a reason. We're glad that we have him. I think it's just a good player doing the things that good players do, and a quarterback that knows how to find him and deliver him the ball."

Williams has been one of the league's most productive receivers when aligned wide this season, ranking in the top six in targets (50, tied for fourth), receiving yards (421, sixth) and touchdowns (five, tied for second) on such targets, according to Next Gen Stats. Taking it one step further, he has recorded four touchdowns when targeted outside of the numbers, tied for most in the NFL.

"I think that he deserves the credit," Lombardi said. "Justin [Herbert] deserves the credit, and his health deserves the credit. I'll take it, but I probably don't deserve it."

Williams has been a threat to defenses not just deep but all over the field this season, with Herbert recording a passer rating of 100.0 or higher when targeting Williams on every target depth.

"I feel like that opens up the offense for everybody, not just being a guy that goes down the field all the time," Williams said. "Catch it under 5 yards, make the rest happen with my legs. I feel like I'm capable of doing that. That's what we're doing this year, and we have to keep building on that."

Lombardi added: "I know that there's a narrative out there about Mike and his new role. I think, in a lot of ways, he's the same player, he's just been healthy, for the most part."

Injuries have been an issue for Williams in the past. He suffered a season-ending neck injury on Clemson's opening offensive drive of the year in 2015. As a rookie in 2017, he played in just 10 games due to a herniated disk, and in 2020, he was dealing with (but played through) an AC joint sprain and a hamstring injury. Throughout the ups and downs, the driving force for Williams is his upbringing and his family.

"I feel like there was a lot of people before me who had the same opportunity but fell off," he said. "I feel like me getting this opportunity, I can be this role model for the kids to show you can make it out where we're from and chase your dreams."

"That's a big part of why I do it, for my community and for the people back home. That's part of my why."

Mike Williams' chemistry with Justin Herbert helping Chargers reach new heights

By Shelley Smith
ESPN.com
October 14, 2021

COSTA MESA, Calif. -- If you have a superstar quarterback you need (at least) one big, strong and smart receiver who can haul in the long ball.

The Los Angeles Chargers have "Big Mike" to fill that role ... as in Mike Williams. They call him Big Mike because he's all the above qualities rolled into one. He's 6-foot-4, 218 pounds (maybe less now that he cut off his dreadlocks) and has come up with some of the most wide-open, game-changing receptions of the season to date.

Look at this past Sunday's win over the Cleveland Browns, when Williams had two monster touchdown catches -- one for 48 yards, which gave the Chargers a 28-27 lead early in a wild fourth quarter and an earlier touchdown in which he danced all alone into the end zone after a 72-yard pass from Justin Herbert.

Add in a third-and-10 reception for a first down and a drawn pass interference call on a fourth down during a game-tying drive in the fourth quarter, which eventually led to the first of running back Austin Ekeler's two fourth-quarter touchdown runs (the one in which the Browns didn't carry him in the end zone), and "Big Mike" was big time.

Williams set a career-high with 165 yards receiving on eight receptions and was quick to compliment his emerging superstar quarterback, Herbert, who threw for 398 yards and four touchdown passes while rushing for another touchdown.

"We got to score every time we have the ball," Williams recalled Herbert saying in the huddle. "And we were like, 'Yeah, we got you.' ... Herbert brings leadership. A great quarterback. Poise."

Herbert's success is based on his ability to put the ball right on the money to a variety of pass-catchers -- Ekeler, receivers Keenan Allen and Jalen Guyton along with tight ends Jared Cook and Donald Parham Jr. And, of course, "Big Mike," who not only has helped Herbert become a prime MVP candidate but is setting himself up for a big payday when he becomes a free agent after the season.

Despite his big size and bigger production, Williams is not exactly the biggest talker, so during games he counts on Allen to keep him fired up. After one of Ekeler's fourth-quarter scores Sunday (not that one) Allen leaned over on the sideline bench and stared at Williams, who was sitting next to him.

"What?" Williams asked Allen.

"It don't mean nothin' without the dub," Allen said.

"Huh?" Williams responded.

Allen yelled back: "IT DON'T MEAN NOTHIN' WITHOUT THE DUB."

"For sure," Williams responded.

Justin Herbert and Mike Williams connected for two touchdown passes on Sunday and have combined for six on the season. Gregory Bull/AP They got the dub, putting the Chargers at 4-1 and atop the AFC West heading into Sunday's game at the 4-1 Baltimore Ravens (1 p.m. ET, CBS).

Williams' success this season is not completely unexpected. He's shown flashes of it since being drafted with the No. 7 overall pick by the Chargers in 2017. After struggling with injuries as a rookie, Williams led the team with 10 touchdown catches in 2018 and had a 1,000-yard season in 2019. Last season he had 48 catches for 756 yards and five touchdown receptions.

But this year feels different. Herbert and Williams have connected on an almost surreal basis. He's caught 31 passes for 471 yards and six touchdowns (one more than last season). He's been a difference maker and on pace to shatter his previous career-highs in several categories.

"We've done a much better job of spreading it out and getting him [Williams] the ball," Herbert said. "Noticing that he's a matchup nightmare and what he has been built to do, that's not luck. He's worked hard and done a lot of work in the offseason. All those times we've thrown in the offseason are paying off."

Williams is a nightmare matchup. Imagine being a 5-10 safety and seeing the Incredible Hulk jump right over you.

"The guy's a fantastic receiver," Chargers coach Brandon Staley said. "He can beat you in the deep part of the field, he can beat you in the first or second level. He can move you throughout the formations and what you're seeing is a guy who, when you need a win, can. He can."

The chemistry between Williams and Herbert has only grown stronger every week. They'll need it Sunday against the Ravens, who have a red-hot quarterback of their own in Lamar Jackson, who led the Ravens to a 16-point come-from-behind victory over the Indianapolis Colts on Monday.

Williams didn't practice on Wednesday due to a knee injury but is expected to be fine for Sunday.

"We believe in him," Herbert said of Williams. "He is one of the best to do those jump ball-type plays."

NFL, Raiders aware Mike Williams has proved to be big problem for defenses

By Jeff Miller
Los Angeles Times
October 3, 2021

He was a wide receiver at East Tennessee State and then briefly in the Canadian Football League.

Chris Beatty is in the NFL now, an assistant with the Chargers, coaching taking him places playing never could.

As the man who oversees the team's receivers, Beatty has experienced up close the sharp rise of Mike Williams, the physically blessed wideout off to the finest start of his career.

"If I had been anything like him," Beatty said with a laugh, "I might not be coaching right now because I wouldn't have to."

Williams is on the fifth-year option of his rookie contract, an option that pays him \$15.68 million for the season. That's the highest base salary among the 2021 Chargers and, at this point, it would be difficult to argue Williams isn't worth the money.

He entered Week 4 sixth in the NFL with 295 yards on 22 receptions. Only the Rams' Cooper Kupp had more receiving touchdowns than Williams' four. He was tied for second in the number of catches that netted first downs.

"He's done a really good job as far as learning the system and being a guy who makes minimal mistakes," Beatty said. "But he can get more comfortable in this scheme. I think he can be a lot better."

Danner builds boots for those who choose the unlikely path, those who cut fresh trails, those who pioneer.

On Monday against Las Vegas, Williams will have a chance to showcase this updated, upgraded version of himself as the Chargers and Raiders meet in the NFL's lone game — in prime time.

"The atmosphere is like a playoff atmosphere," wide receiver Keenan Allen said of playing on Monday night. "Obviously, everybody's watching. The lights is on."

The Chargers are operating new offenses and defenses this season, the sweeping changes part of a transition that saw only two assistants retained after Anthony Lynn was fired as head coach in January.

No player on either side of the line of scrimmage has benefited more than Williams, who has gone from being regarded as mostly a deep threat to being an option all over the field.

He already has set single-game career highs in receptions (eight versus Washington in Week 1) and yards (122 versus Kansas City in Week 3). His 12 targets against Washington were one short of his best.

The production is more in line with what was projected for Williams when the Chargers used the No. 7 pick on him in the 2017 draft. Coming

out of Clemson, he had just produced a 98-catch, 1,361-yard season.

Williams reached 1,001 yards for the Chargers in 2019 but did so on only 49 receptions, a rather pedestrian total that remains his career high.

While he led the NFL with a per-catch average of 20.4 yards that season, the 6-foot-4 Williams gained fame for his ability to outjump defenders on deep heaves from Philip Rivers.

The play became his signature, one that was — to Williams' detriment — written in indelible ink.

"I was a little surprised, yes," Beatty said when asked about Williams never catching as many as 50 passes in a season. "We view him differently. We view him as a guy that's more of a volume guy than maybe he's been viewed in the past."

When Brandon Staley replaced Lynn, he hired Joe Lombardi to be his offensive coordinator. Coming from New Orleans, Lombardi said he decided "pretty much right away" to expand Williams' role.

He placed Williams in the "X receiver" position, the spot Michael Thomas manned while becoming a back-to-back All-Pro for the Saints starting in 2018.

Typically lined up on the short side of the field, Williams can use his big body to gain position on defenders. He also has benefited from quick-strike passes from quarterback Justin Herbert.

"If you went into a lab and said, 'OK, let's come up with an 'X receiver' — body, skill type, all those things," Beatty said, "Mike Williams is probably what a lot of teams would draw up as the prototype."

Given his past usage, Williams catching passes near the line of scrimmage and turning shorter throws into longer gains has landed as a bit of a revelation this season.

At his current pace, he'll reach 50 receptions by the end of the Chargers' seventh game. Coupled with Allen, he has presented Herbert with a second every-down option.

Everyone gets stereotyped a little bit or typecast, so to speak, in L.A., right?" Beatty said. "I think it's been that way with him, with people now playing him over the top so much."

"What we've been able to do so far is take advantage of that and show that there's more range in his game than just the 50/50 ball down the field. I mean, he's a big dude, an immediate matchup problem."

And, eventually, maybe a problem for the Chargers too. If he continues producing at these levels, Williams will be in line for a significant contract extension this offseason.

The Chargers should have the cap space, but they already have one wide receiver, Allen, on an extension worth up to \$80 million and could be looking to extend safety Derwin James Jr., as well.

"It's not something that he really dwells on," Beatty said. "Mike's one of the most unassuming guys you'll ever meet. But, yeah, I think everybody can see he's got an opportunity to do some great things."