



WEEK TWO
CHARLOTTE, N.C.
1:00 PM EST





LOS ANGELES CHARGERS

AT

CAROLINA PANTHERS



0 - 1

SEPTEMBER 15, 2024 • 1:00 P.M. ET
CHARLOTTE, N.C. • BANK OF AMERICA STADIUM

1 - 0

THE MATCHUP

- The Carolina Panthers return to Bank of America Stadium to face the Los Angeles Chargers for their first home game of the 2024 season.
- The Panthers kick off their first home game of the 2024 season after a 47-10 loss to the New Orleans Saints in Week One.
- Los Angeles enters the contest with a 1-0 record after defeating the Las Vegas Raiders, 22-10, a week ago.
- This will mark the eighth regular season matchup between the two clubs with Carolina leading the series 6-1. The Panthers also lead the series at home, 2-1. The two teams last met in Week Three of the 2020 season, a 21-16 win for the Panthers.
- Jim Harbaugh begins his first year at the helm for the Los Angeles Chargers. Harbaugh played quarterback for the Panthers in 2001 appearing in 11 games with five starts. He completed 123-of-202 passes (60.9%) for 1,416 yards with eight touchdowns.

SERIES

ALL-TIME SERIES (REGULAR SEASON)
7 matchups | Carolina leads 6-1

LAST REGULAR SEASON GAME
9/27/20 | Carolina 21 vs. Los Angeles 16

SERIES RECORD AT CAROLINA
Carolina leads 2-1

WEEK TWO SPOTLIGHT

10-year veteran linebacker **Shaq Thompson** returned to action in Week One against the Saints after suffering a season-ending injury in Week Two of the 2023 season. Thompson registered a game-high 10 tackles, including two tackles for loss. His double-digit tackle performance marked the 23rd game of his career with 10+ tackles, which ranks fourth all-time in team history behind Luke Kuechly (50), Thomas Davis Sr. (27) and Jon Beason (25). His career total tackles (716) rank fourth in team history and 18th league-wide among active players. He has registered 53 tackles for loss which ranks sixth all-time in Panther history and tied for 19th among active linebackers league-wide. Since entering the league in 2015, Thompson has amassed 66 total tackles in Week One matchups (10 career games) which is tied for seventh in the NFL over that time span in season-opening games.

CAREER TOTAL TACKLES (PANTHER HISTORY)

Rank	Player	TKLs	Rank	Player	Games
1	Luke Kuechly	1092	1	Luke Kuechly	50
2	Thomas Davis Sr.	1077	2	Thomas Davis Sr.	27
3	Mike Minter	771	3	Jon Beason	25
4	Shaq Thompson	716	4	Shaq Thompson	23
5	Jon Beason	580	5	James Anderson	18

CAREER 10+ TACKLE GAMES (PANTHER HISTORY)

CAREER TACKLES FOR LOSS (PANTHER HISTORY)

Rank	Player	TFL
T-1	Charles Johnson	75
T-1	Luke Kuechly	75
3	Thomas Davis Sr.	68
4	Brian Burns	59
5	Kawann Short	56
6	Shaq Thompson	53
7	Mario Addison	49

2024 SCHEDULE

HOME AWAY

PS 1		PATRIOTS	AUG 8 L, 3-17
PS 2		JETS	AUG 17 L, 12-15
PS 3		BILLS	AUG 24 W, 31-26
WK 1		SAINTS	SEP 8 L, 10-47
WK 2		CHARGERS	SEP 15 1:00PM
WK 3		RAIDERS	SEP 22 4:05PM
WK 4		BENGALS	SEP 29 1:00PM
WK 5		BEARS	OCT 6 1:00PM
WK 6		FALCONS	OCT 13 4:25PM
WK 7		COMMANDERS	OCT 20 4:05PM
WK 8		BRONCOS	OCT 27 4:25PM
WK 9		SAINTS	NOV 3 1:00PM
WK 10		GIANTS	NOV 10 9:30AM
WK 12		CHIEFS	NOV 24 1:00PM
WK 13		BUCCANEERS	DEC 1 4:05PM
WK 14		EAGLES	DEC 8 1:00PM
WK 15		COWBOYS	DEC 15 1:00PM
WK 16		CARDINALS	DEC 22 4:05PM
WK 17		BUCCANEERS	DEC 29 1:00PM
WK 18		FALCONS	TBD

BROADCAST INFORMATION



TELEVISION

CBS
Play by Play - Tom McCarthy
Analyst - Jay Feely
Sideline - Amanda Ballonis

RADIO

WRFX 99.7 FM
Play by Play - Anish Shroff
Analyst - Jake Delhomme
Analyst - Luke Kuechly
Sideline - Kristen Ballboni
Host - Jim Szoke

SPANISH RADIO



Play by Play - Jaime Moreno
Analyst - Antonio Ramos

PANTHERS COMMUNICATIONS DEPARTMENT

Bruce Speight Vice President - Communications
Chris Brannon Communications Coordinator
Dillon Love Communications Coordinator

McKayla Gough Communications Intern
Charlie Rock Communications Intern
Media Website: www.NFL.OMG.com

WEEK ONE REGAP

WEEK 1	1	2	3	4	TOTAL
	0	3	7	0	10
	17	13	7	10	47



IRON MAN

T Taylor Moton started in his 100th-consecutive game last week against the Saints. Since the start of the 2018 season, he has played 6,566 offensive plays in a row. Moton's game started streak is the longest in franchise history. He also ranks third in consecutive games played for the Panthers (116) behind only LS Jason Kyle (128) and LS JJ Jansen (244).



10 OUT OF 10

LB Shaq Thompson led the team with 10 total tackles (six solo) and two tackles for loss. This marked Thompson's 23rd career game with 10 or more tackles. Only Luke Kuechly (50), Thomas Davis Sr. (27) and Jon Beason (25) have more career games with at least 10 tackles in a Panthers uniform.



CHANGING THE DYNAMIC

Week One wraps up with RB Raheem Blackshear ranking fifth league-wide in with 25.5 yards per kick return. This mark is the third-highest in his career (min. three returns).



FAMOUS FIRSTS

OLB Eku Leota recorded the first sack of his career in the second quarter against the Saints. He finished the day with four tackles, a sack, three tackles for loss and one quarterback hit. His three tackles for loss tied for the most in Week One around the league. Leota was one of just four players in the NFL to record at least four tackles, three tackles for loss and a sack.



WEEK 2 • PANTHERS VS. CHARGERS



2023 TEAM STATISTICS

PANTHERS

CHARGERS

OFFENSE	
265.3 (32nd)	Total Yards Per Game
23 (31st)	Total Touchdowns
104.1 (20th)	Rushing Yards Per Game
4.0 (23rd)	Rushing Yards Per Attempt
7 (T-30th)	Rushing Touchdowns
161.2 (32nd)	Net Passing Yards Per Game
5.5 (32nd)	Passing Yards Per Attempt
13 (T-30th)	Passing Touchdowns
65.0 (T-30th)	Sacks Allowed
34.1% (27th)	Third Down Efficiency
13.9 (T-31st)	Points Per Game

DEFENSE	
293.9 (4th)	Total Yards Allowed Per Game
122.4 (23rd)	Rushing Yards Per Game
4.1 (12th)	Rushing Yards Per Attempt
171.5 (3rd)	Net Passing Yards Per Game
27.0 (32nd)	Sacks
77 (21st)	Tackles For Loss
11 (32nd)	Takeaways
8 (T-27th)	Interceptions
38.0% (15th)	Third Down Efficiency
24.5 (29th)	Points Allowed Per Game

PREVIOUS RESULTS

REGULAR SEASON
PANTHERS (6-1) vs. CHARGERS
 Home: 2-1...Away: 4-0
 Postseason: 0-0

All-Time Matchups

9/14/97at San Diego.....	W.....	26-7
12/17/00SAN DIEGO.....	W.....	30-22
10/24/04SAN DIEGO.....	L.....	6-17
9/7/08at San Diego.....	W.....	26-24
12/16/12at San Diego.....	W.....	31-7
12/11/16SAN DIEGO.....	W.....	28-16
9/27/20at Los Angeles.....	W.....	21-16

PANTHERS BESTS vs CHARGERS

PASSING

Passing Yards.....	247 - Jake Delhomme (9/7/08)
Passing Touchdowns.....	2 - 3x, last by Cam Newton (12/16/12)
Passer Rating.....	113.5 - Teddy Bridgewater (9/27/20)

RUSHING

Rushing Yards.....	99 - Brad Hoover (10/24/04)
Rushing Touchdowns.....	2 - Mike Tolbert (12/16/12)

RECEIVING

Receptions.....	9 - Muhsin Muhammad (12/17/00)
Receiving Yards.....	96 - Dante Rosario (9/7/08)
Receiving Touchdowns.....	2 - Wesley Walls (9/14/97)

DEFENSE

Tackles.....	12 - 2x, Shaq Thompson and Jeremy Chinn (9/27/20)
Interceptions.....	1 - 5x, last by Donte Jackson (9/27/20)
Sacks.....	3.0 - Andre Royal (9/14/97)

SCORING

Total Points.....	31 - 4 touchdowns, 1 field goal (12/16/12)
Touchdowns.....	4 - 2x, last 2 rushing, 2 receiving (12/16/12)
Field Goals.....	5 - 5/5 (9/27/20)

2024 NFC SOUTH STANDINGS

	Win	Loss	Tie	PF	PA	PDiff
New Orleans	1	0	0	47	10	+37
Tampa Bay	1	0	0	37	20	+17
Atlanta	0	1	0	10	18	-8
Carolina	0	1	0	10	47	-37

2024 OFFENSIVE LEADERS

PASSING

161	Passing Yards	144
43.3 (13-30)	Completion %	65.4 (17-26)
0	Passing Touchdowns	1
2	Interceptions	0
32.8	Passer Rating	92.5

RUSHING

22	Rushing Yards	135
5	Attempts	10
4.4	Yards Per Rush	13.5
0	Rushing Touchdowns	1
22	Scrimmage Yards	139

RECEIVING

49	Receiving Yards	39
3	Receptions	5
16.3	Yards Per Reception	7.8
0	Receiving Touchdowns	1
18	Yards After Catch	13



BRYCE YOUNG



MILES SANDERS



ADAM THIELEN



JUSTIN HERBERT



J.K. DOOBINS



LADD MCCONKEY



THE HEAD COACHES



DAVE CANALES

1st season
15th season
0-1 (.000)
0-0 (.000)

Years as HC w/ current team
NFL Coaching Experience
Regular Season Record as HC
Postseason Record as HC

Dave Canales was hired as the head coach of the Carolina Panthers on January 25, 2024, becoming the seventh head coach in the history of the franchise. Canales comes to Carolina having spent his first 13 seasons in the NFL with the Seattle Seahawks (2010-22) in various roles on the offensive side of the ball prior to serving as the offensive coordinator for the Tampa Bay Buccaneers a season ago in 2023.

In his lone season as offensive coordinator with the Buccaneers, several players recorded career-highs as the team won the NFC South division and reached the divisional round of the playoffs after defeating the reigning NFC champion, the Philadelphia Eagles, in the Wild Card round. Quarterback Baker Mayfield set career-highs in passing yards (4,044), completion percentage (64.3%), touchdowns (28) and completions (364). He was one of just two quarterbacks in the NFL to throw 27+ touchdowns and 10-or-fewer interceptions on the season. Running back Rachaad White set career-highs in rushing yards (990) and ranked third among NFL running backs with 549 receiving yards. Wide Receiver Mike Evans reached the 1,000-yard mark for the 10th consecutive season and became the first player ever to record 60+ receptions in each of his first 10-career seasons. He and Chris Godwin were one-of-three pairs of teammates in 2023 to record at least 75 receptions and 950 receiving yards.

He joined the Buccaneers after spending the past 13 seasons with the Seattle Seahawks (2010-22), where he helped the organization to 10 playoff appearances, two conference championships and a Super Bowl XLVIII title. Canales originally joined the Seahawks as an offensive quality control coach (2010-12) before being elevated to assistant quarterbacks coach (2013-14) and later wide receivers coach (2015-17), quarterbacks coach (2018-19, 2022) and pass game coordinator (2020-21).

As quarterbacks coach in 2022, Canales instructed Geno Smith to his first career Pro Bowl selection, in addition to receiving Comeback Player of the Year honors from the Associated Press and Pro Football Writers of America (PFWA). Smith was also named the NFL's Most Improved Player by the PFWA after leading the NFL with a 69.8% completion percentage and setting career highs in completions (399), passing yards (4,282) and passing touchdowns (30).

Prior to his time in Seattle, Canales spent one season as an assistant strength coach and video assistant at the University of Southern California in 2009, while also working with the quarterbacks. He made the jump to USC from El Camino (California) College (2006-08), where he was the tight ends coach and special teams coordinator before coaching the quarterbacks in his final season. During that time, he worked as a part-time coach at the annual Pete Carroll football camps where he built a relationship with Carroll. Canales began his coaching career as the head freshman/sophomore coach and offensive coordinator at his alma mater, Carson High School, from 2004-05. He played wide receiver at Azusa Pacific University from 1999-2003, being named team captain twice, and earned his degree in business administration in 2003.

A native of Carson, California, Canales and his wife, Lizzy, have four children: Ashby, Benjamin, Beatrice and Amaya.

CANALES COACHING HISTORY

2004-05	Carson High School (Calif.)	Fresh/Soph Head Coach
2006-07	El Camino College	Tight Ends/Special Teams
2008	El Camino College	Quarterbacks
2010-12	Seattle Seahawks	Offensive Quality Control
2013-14	Seattle Seahawks	Assistant Quarterbacks/ Offensive Quality Control
2015-17	Seattle Seahawks	Wide Receivers
2018-19	Seattle Seahawks	Quarterbacks
2020-21	Seattle Seahawks	Offensive Passing Game Coordinator
2022	Seattle Seahawks	Quarterbacks
2023	Tampa Bay Buccaneers	Offensive Coordinator
2024	Carolina Panthers	Head Coach



JIM HARBAUGH

1st season
7th season
45-19 (.700)
5-3 (.625)

Head Coach **Jim Harbaugh** brings with him a winning culture, posting a 144-52 record as a collegiate head coach and a 49-22-1 record as an NFL head coach. In four years, he led the San Francisco 49ers to three-straight NFC Championship Games, including an appearance in Super Bowl XLVIII.

With a keen eye for talent and an ability to develop players, Harbaugh coached nine eventual first-round selections over his nine-season tenure at Michigan (2015-23). Over the course of his four seasons (2011-14) with San Francisco, Harbaugh coached 17 players to a combined 30 Pro Bowl selections — the second-most Pro Bowlers in the NFL in that time. Eight of those players were also recognized as first-team All-Pro selections from The Associated Press, including linebackers Patrick Willis (twice) and NaVorro Bowman (three times).

Harbaugh was named 2011 NFL Coach of the Year by The Associated Press after his first season with San Francisco when he led the 49ers to an NFC West division crown with a 13-3 record. That season, the defense led the NFL with 38 takeaways and ranked No. 1 in rushing defense, allowing just 77.3 yards per game on the ground. The team made a deep playoff run to its first of three-straight NFC Championship Game appearances, including an appearance in Super Bowl XLVIII in 2012. In Harbaugh's four years with San Francisco, the 49ers led the NFL in rushing defense (92.0 yards per game), while ranking No. 2 in scoring defense (17.4 points per game), third in total defense (310.2) and fourth with 122 takeaways.

Prior to being a head coach in the NFL, Harbaugh spent four years at the helm at Stanford University (2007-10) and three at the University of San Diego (2004-06). He turned around a Stanford program that went 1-11 in 2006 and led the Cardinal to 29 wins over his four seasons in Palo Alto, Calif., including a 12-win season that culminated in an Orange Bowl victory in 2010. Harbaugh broke into the head coaching ranks at San Diego, leading the Toreros to a 29-6 record in three years.

Harbaugh began his coaching career as the quarterbacks coach for the Oakland Raiders from 2002-03. In his first season with Oakland, the Raiders went to Super Bowl XXXVII, while quarterback Rich Gannon earned MVP honors and was named a Pro Bowler and an AP first-team All-Pro.

In 15 years as an NFL quarterback (1987-2001), Harbaugh played for five organizations, including with the Chargers from 1999-2000. He got his start in coaching while he was still playing in the NFL, working as an unpaid assistant at Western Kentucky from 1994-2001, where his father, Jack, was the head coach. Harbaugh was selected with the 25th overall pick in the 1987 NFL Draft by Chicago and went on to start 140-of-177 career games played, throwing for 26,288 yards and 129 touchdowns. He led the NFL in passer rating in 1995, earning Comeback Player of the Year recognition and a Pro Bowl selection after leading the Colts to an AFC Championship Game appearance. Harbaugh eventually went to the Chargers for two seasons and is one of four Bolts quarterbacks to throw for 400 yards in a single game.

Harbaugh played quarterback at the University of Michigan, finishing his career as one of the most efficient passers in college football history. He posted a 21-3-1 record as a starter for the Wolverines, earning first-team All-American honors and finishing third in voting for the Heisman Trophy in 1986. Harbaugh paced the nation in 1985 in passing efficiency rating, while his career passing efficiency rating ranked as the best in NCAA history for more than 12 years following his time at Michigan.

HARBAUGH COACHING HISTORY

1994-2001	Western Kentucky	Offensive Consultant
2002-03	Oakland Raiders	Quarterbacks
2004-06	University of San Diego	Head Coach
2007-10	Stanford	Head Coach
2011-14	San Francisco 49ers	Head Coach
2015-23	Michigan	Head Coach
2024	Los Angeles Chargers	Head Coach

WEEK 2 CONNECTIONS VS. CHARGERS

HOMETOWN TIES

Panthers QB Bryce Young (Pasadena), NCB Troy Hill (Ventura), HC Dave Canales (Carson), DC Ejiro Evero (Rancho Cucamonga), and OL Mike Berzovici (Northridge) are all from southern California. Canales played wide receiver at Azusa Pacific (1995-03) and began his coaching career at Carson HS (2004-05) and El Camino College (2006-07). OL Jarrett Kingston (2023), QBs Will Harriger (2022) and Canales (2009) all spent time at USC.

Chargers DT Poona Ford grew up in Hilton Head, S.C. TE Hayden Hurst (2015-17) attended South Carolina while SDA Rick Minter was the defensive coordinator at South Carolina (2004) and defensive ends coach at NC State (1980-82). DBs Steve Clinckscale (2008) also coached defensive backs at Western Carolina.

NFL CONNECTIONS

DT Jayden Peevy (2023)	RB Hassan Haskins (2022-23)
OLB Jadeveon Clowney (2020)	CB Elijah Molden (2021-23)
aST Daren Bates (2017-19, 20 player)	CB Kristian Fulton (2020-23)
WRs Rob Moore (2018-23 WRs)	DT Teair Tart (2020-23)
WR Adam Thielen (2013-22)	LB Troy Dye (2020-23)
S Xavier Woods (2021)	QB Taylor Heinicke (2015-17)
SDA Dom Capers (2020 SDA)	STC Ryan Ficken (2007-21*)
OLB Jadeveon Clowney (2014-18)	QB Taylor Heinicke (2017)
CB Tariq Castro-Fields (2022-23)	QB Taylor Heinicke (2020-22)
RBs Bernie Parmalee (2021-23 RBs)	P J.K. Scott (2021)
QB Will Harriger (2021 OA)	WR D.J. Chark (2018-21)
DLs Todd Wash (2013-20*)	
SDA Dom Capers (2019 SDA)	
DLs Todd Wash (2022)	WR D.J. Chark (2022)
RB Miles Sanders (2019-22)	K Cameron Dicker (2022)
TE Jordan Matthews (2014-16)	SDA Rick Minter (2013-15 LBS)
OLB Jadeveon Clowney (2023)	RB J.K. Dobbins (2020-23)
aST Daren Bates (2021 player)	
QB Will Harriger (2019-20*)	
DA Mayur Chaudhari (2018-20 aST)	TE Hayden Hurst (2020-21)
RBs Bernie Parmalee (2018-20*)	LS Josh Harris (2012-21)
STC Tracy Smith (2015-17 aST)	
WRs Rob Moore (2015-17 WRs)	LB Khalil Mack (2014-17)
RBs Bernie Parmalee (2015-17 RBs)	LBS NaVorro Bowman (2017 player)
GMC George Li (2011-17*)	
aST Daren Bates (2016 player)	
QB Andy Dalton (2021)	LB Khalil Mack (2018-21)
K Eddy Piñeiro (2019-20)	
S Jordan Fuller (2020-23)	
DE A'Shawn Robinson (2020-22)	
S Nick Scott (2019-22)	
C Austin Corbett (2019-21)	DE Morgan Fox (2016-20)
P Johnny Hekker (2012-21)	
NCB Troy Hill (2015-20)	
DC Ejiro Evero (2017-21*)	
DPGC Jonathan Cooley (2020-22*)	
CB Mike Jackson (2021-23)	
LB Jon Rhattigan (2021-23)	
G Damien Lewis (2020-23)	
WR David Moore (2017-20)	
OLB Jadeveon Clowney (2019)	TE Will Dissly (2018-23)
HC Dave Canales (2010-22*)	DT Poona Ford (2018-22)
STC Tracy Smith (2021-23 aST)	aDL Will Tukafu (2010, 14-16, 22-23*)
OC Brad Idzik (2019-22*)	
aST Daren Bates (2023 aC)	
aOL Keil'Kekuewa (2020-23*)	
PGC Nate Carroll (2011-23*)	
TEs Pat McPherson (2010-23 TEs)	
QB Will Harriger (2014-18*)	
DC Ejiro Evero (2011-15*)	HC Jim Harbaugh (2011-14 HC)
STC Tracy Smith (2021-14 aST)	LBS NaVorro Bowman (2010-17 player)
OLBs Tem Lukabu (2016-17 DQC)	aDL Will Tukafu (2010-14 player)
LBS Peter Hansen (2011-13*)	DA Mike Hiestand (2019-21*)
LB Josey Jewell (2018-23)	aST Chris Gould (2015-21*)
WR David Moore (2021)	

FORMER CHARGERS

DA Mayur Chaudhari..... 2021 (aST)

FORMER PANTHERS

TE Hayden Hurst 2023
 WR D.J. Chark Jr. 2023
 C Bradley Bozeman 2022-23
 DE Morgan Fox 2021
 QB Taylor Heinicke 2018
 HC Jim Harbaugh 2001 (player)
 OC Greg Roman (1995-2001*)

COLLEGE CONNECTIONS

DT Shy Tuttle (2015-18)	T	WR Joshua Palmer (2017-20)
G Damien Lewis (2018-19)	LSU	CB Kristian Fulton (2016-19)
OLB D.J. Johnson (2018-22)	O	QB Justin Herbert (2016-19)
TE Ja'Tavion Sanders (2021-23)	T	LB Troy Dye (2016-19)
QB Bryce Young (2020-22)	A	K Cameron Dicker (2018-21)
DE LaRayn Ray (2017-21)		DE Justin Eboigbe (2019-23)
DE A'Shawn Robinson (2013-15)		P J.K. Scott (2014-18)
		C Bradley Bozeman (2013-17)
TE Tommy Tremble (2018-20)	ND	T Joe Alt (2021-23)
LS J.J. Jansen (2004-07)		CB Cam Hart (2019-23)
OAC Dean Petzing (2019-21*)		S Alohi Gilman (2017-19)
aOL Keil'Kekuewa (2019 GA)		DC Jesse Minter (2006 DI)
		Saf Chris O'Leary (2018-23*)
		aOL Mike Elston (2010-21*)
		SDA Rick Minter (2005-07 DC)
S Jordan Fuller (2016-19)	MSU	RB J.K. Dobbins (2017-19)
OC Brad Idzik (2014-18 GA)	S	WR Simi Fehoko (2018-20)
LBS Peter Hansen (2008-10, 14-19*)		T Foster Sarell (2017-20)
		HC Jim Harbaugh (2007-10)
DPGC Jonathan Cooley (2015-16 GA)	UK	DBs Steve Clinckscale (2016-20 DBs)
C Austin Corbett (2013-17)	B	LB Daiyan Henley (2017-21)
CB Chau Smith-Wade (2020-23)	SC	LB Daiyan Henley (2022)
OL Jarrett Kingston (2018-22)	Ok Mass	S A.J. Finley (2019-22)
WR Jonathan Mingo (2019-22)	SE	CB Deane Leonard (2020-21)
QB Will Harriger (2022 SOA/aQB/GMC)		WR Brenden Rice (2022-23)
		LB Tuli Tuipulotu (2020-22)
aST Daren Bates (2009-12 player)	IA	LS Josh Harris (2007-12 player)
DQC Bobby Maffei (2020-21 DA)	N	G Brenden Jaimes (2017-20)
OLB Eku Leota (2018-20)	N	T Rashawn Slater (2017-20)
OLBs Tem Lukabu (2020-22 DC)	MS	G Zion Johnson (2019-21)
LB Shaq Thompson (2012-14)	W	TE Will Dissly (2014-17)
RBs Bernie Parmalee (1987-91 player)	I	SDA Rick Minter (1985-91 DC)
CA Ilir Emini (2019-20 DA)	I	DA Dylan Roney (2020 DA)
aHC/RGC Harold Goodwin (1992-97*)	M	DLs Mike Elston (1993-2000*)
WRs Rob Moore (2010-12 WRs)	S	aST Chris Gould (2012-14 STQC)

* - HELD MULTIPLE TITLES DURING TENURE
 COACHES ITALICIZED

2024 CAPTAINS

Head Coach Dave Canales announced on September 4 **DE Derrick Brown**, **S Sam Franklin Jr.**, **LB Shaq Thompson** and **QB Bryce Young** had been voted season-long captains by their teammates. A fifth honorary captain will be named for each game.



DERRICK BROWN
Position: Defensive End
College: Auburn
Hometown: Buford, Ga.
Experience: 5
Season-long Captain



SAM FRANKLIN JR.
Position: Safety
College: Temple
Hometown: Crystal River, Fla.
Experience: 5
Season-long Captain




















SHAQ THOMPSON
Position: Linebacker
College: Washington
Hometown: Sacramento, Calif.
Experience: 10
Season-long Captain



BRYCE YOUNG
Position: Quarterback
College: Alabama
Hometown: Pasadena, Calif.
Experience: 2
Season-long Captain



WK.	NAME	POSITION	COLLEGE	HOMETOWN	EXP.
	1. at New Orleans..... JJ Jansen	LS	Notre Dame	Pheonix, Ariz.	17
	2. vs. Chargers				
	3. at Las Vegas				
	4. vs. Bengals				
	5. at Chicago				
	6. vs. Falcons				
	7. at Washington				
	8. at Denver				
	9. vs. Saints				
	10. vs. Giants				
	12. vs. Chiefs				
	13. vs. Buccaneers				
	14. at Philadelphia				
	15. vs. Cowboys				
	16. vs. Cardinals				
	17. at Tampa Bay				
	18. at Atlanta				

REACHABLE MILESTONES IN 2024

19 ADAM THIELEN

WR Adam Thielen needs 78 receiving yards to pass Drew Pearson for fourth all-time in receiving yards among undrafted players in the common-draft era. Last season, Thielen became just the fifth undrafted player in the common-draft era with at least 7,500 career receiving yards. He also needs just two receptions to enter the top 75 all-time list for receptions and seven receiving first downs to enter the top 70 all-time (since 1994).

MOST RECEIVING YARDS BY UNDRAFTED PLAYERS (SINCE 1970)

Rank	Player	YDs
1	Antonio Gates	11,841
2	Rod Smith	11,389
3	Wes Welker	9,924
4	Drew Pearson	7,822
5	Adam Thielen	7,745

MOST RECEPTIONS ALL-TIME (NFL HISTORY)

Rank	Player	RECS
74	Charley Taylor	649
75	DeSean Jackson	641
76	Adam Thielen	640
77	T.Y. Hilton	638
78	Michael Crabtree	637

MOST RECEIVING FIRST DOWNS (NFL HISTORY SINCE 1994)

Rank	Player	REC 1STs
70	Jarvis Landry	406
T-71	Plaxico Burress	404
T-71	Andre Rison	404
T-73	Zach Ertz	399
T-73	Adam Thielen	399

72

TAYLOR MOTON

T Taylor Moton has played in 116 consecutive games and counting as a Carolina Panther. His streak ranks third in franchise history, and first among non-specialists.

MOST CONSECUTIVE GAMES PLAYED (CAROLINA PANTHERS HISTORY)

Rank	Player	GP
1	J.J. Jansen	244
2	Jason Kyle	128
3	Taylor Moton	116
4	Jason Baker	112
5	John Kasay	101

4

EDDY PIÑEIRO

K Eddy Piñeiro (48) needs 17 extra points made to pass Joey Slye (64) for the third-most extra points made in Panthers history.

MOST EXTRA POINTS MADE (CAROLINA PANTHERS HISTORY)

Rank	Player	XPM
1	John Kasay	429
2	Graham Gano	247
3	Joey Slye	64
4	Eddy Piñeiro	48
5	Olindo Mare	44

10

JOHNNY HEKKER

P Johnny Hekker (354) needs 20 punts inside the 20 to pass Matt Turk (373) for 11th place all-time in NFL history (since 1976).

MOST PUNTS LANDING INSIDE 20 (NFL HISTORY SINCE 1976)

Rank	Player	In20
8	Brett Kern	396
9	Sean Landeta	381
10	Donnie Jones	379
11	Matt Turk	373
12	Johnny Hekker	354

54

SHAQ THOMPSON

LB Shaq Thompson (716) needs 56 tackles to pass S Mike Minter (771) for third all-time in Panthers history.

MOST TOTAL TACKLES (CAROLINA PANTHERS HISTORY)

Rank	Player	TKLs
1	Luke Kuechly	1,092
2	Thomas Davis Sr.	1,077
3	Mike Minter	771
4	Shaq Thompson	716
5	Jon Beason	580

2024 NEW FACES



**JADEVEON
CLOWNEY**

6'5" // 255
SOUTH CAROLINA
ROCK HILL, S.C.

7
OLB

EXP: 11 • Previous Team: RAVENS

A former No. 1 overall pick, Clowney joins the Panthers following one season with the Ravens (2023). He has notched 364 tackles (248 solo) with 52.5 sacks, 99 tackles for loss and 128 quarterback hits over his 10-year career and ranks tied for 12th in tackles for loss since entering the league. Last season, he appeared in all 17 games for the Ravens, recording 43 tackles (24 solo) with 9.5 sacks, nine tackles for loss and 19 quarterback hits.



**JORDAN
FULLER**

6'2" // 203
OHIO STATE
OLD TAPPAN, N.J.

20
S

EXP: 5 • Previous Team: RAMS

Fuller begins his first season with the Panthers after spending the entirety of his career with the Rams (2020-23). A Super Bowl LVI champion, he has tallied 284 tackles (177 solo) with 17 passes defended and seven interceptions in 49 career games (47 starts). Fuller notched 93 tackles (60 solo) while logging a career-high eight passes defended and tying a career-high with three interceptions in 2023 while leading the Rams in forced fumbles (3).



**ROBERT
HUNT**

6'6" // 335
LOUISIANA - LAFAYETTE
BURKEVILLE, TEXAS

50
G

EXP: 5 • Previous Team: DOLPHINS

Hunt joins the Panthers after spending the last four seasons with the Miami Dolphins (2020-23). He appeared in 11 games in 2023 and, per to PFF, allowed just five pressures, one quarterback hit, and 1.0 sack. He was part of an offense that ranked first in yards per game (401.3) and passing yards per game (265.5), second in yards per play (6.5), tied-for-second in points scored per game (27.5) and tied-for-fourth in sacks allowed (31).



**DANE
JACKSON**

5'11" // 180
PITTSBURGH
CORAOPOLIS, PA.

23
CB

EXP: 5 • Previous Team: BILLS

Jackson arrives in Carolina after four seasons in Buffalo (2020-23). In 52 games with the Bills, Jackson logged 146 tackles (124 solo) with 28 passes defended, three interceptions and two forced fumbles. His best year came in 2022 when he started 14 of 15 games for the Bills and set career-highs in tackles (57), solo tackles (49), interceptions (2) and passes defended (12).



**JOSEY
JEWELL**

6'2" // 236
IOWA
DECORAH, IOWA

47
LB

EXP: 7 • Previous Team: BRONCOS

After spending six seasons with the Broncos (2018-23), Jewell enters his first season with the Panthers. He has recorded 447 tackles (263 solo) with 9.0 sacks, 21 tackles for loss, 16 passes defended, 14 quarterback hits and two interceptions over his 79 career games. While in Denver, Jewell ranked second on the team in total tackles, trailing only Justin Simmons (505), and notched at least 100 tackles in three seasons (2020, 2022, 2023).



**DIONTAE
JOHNSON**

5'10" // 183
TOLEDO
RUSKIN, FLA.

5
WR

EXP: 6 • Previous Team: STEELERS

Johnson comes to Carolina after spending the previous five seasons in Pittsburgh (2019-23). The 2021 Pro Bowler has caught 393 passes for 4,382 yards with 25 touchdowns over 78 career games (68 starts). Johnson has also rushed 19 times for 134 yards and returned 28 punts for 306 yards with one touchdown. Since 2019, he ranks 13th in the NFL in catches, 19th in receiving yards and tied for 26th in receiving touchdowns.



**DAMIEN
LEWIS**

6'2" // 327
LSU
CANTON, MISS.

68
G

EXP: 5 • Previous Team: SEAHAWKS

Reuniting with Coach Canales, Lewis enters his first year with the Panthers after spending four seasons with the Seahawks (2020-23). In 2023, he started and appeared in 16 games at left guard and, according to PFF, allowed just three sacks and committed four penalties on 931 offensive snaps.



**A'SHAWN
ROBINSON**

6'4" // 330
ALABAMA
FORT WORTH, TEXAS

94
DE

EXP: 9 • Previous Team: GIANTS

Robinson comes to Carolina following one season with the Giants (2023). Over 111 career games, he has recorded 364 tackles (220 solo) with 7.0 sacks, 26 tackles for loss, 21 quarterback hits, 19 passes defended, five forced fumbles and three fumble recoveries. A Super Bowl LVI champion with the Rams, Robinson ranks 17th in total tackles among defensive linemen since 2016.



**D.J.
WONNUM**

6'5" // 258
SOUTH CAROLINA
STONE MOUNTAIN, GA.

98
OLB

EXP: 5 • Previous Team: VIKINGS

Wonnum joins the Panthers after spending four seasons with the Vikings (2020-23). In 62 games, he has notched 165 tackles (100 solo) with 23.0 sacks, 49 quarterback hits, 24 tackles for loss, 11 passes defended, three forced fumbles and one fumble recovery. In 2023, he played in 15 games with 14 starts and recorded career highs in tackles (62) and passes defended (six) and tied his single-season career high in sacks (8.0).

NEW FACES - DRAFT PICKS

R1 XAVIER 32 LEGETTE WR / SOUTH CAROLINA

LEGETTE PLAYED FIVE YEARS AT SOUTH CAROLINA (2019-23), APPEARING IN 53 GAMES WITH 32 STARTS. THE MULLINS, S.C. NATIVE LOGGED 113 CAREER RECEPTIONS FOR 1,678 YARDS AND 12 RECEIVING TOUCHDOWNS WHILE WITH SOUTH CAROLINA. HE ALSO HAD 29 KICKOFF RETURNS AND AVERAGED 26.4 YARDS PER RETURN. HIS 113 CAREER RECEPTIONS RANK 15TH IN SCHOOL HISTORY. LEGETTE WAS NAMED SECOND-TEAM ALL-SEC IN 2023 AFTER LEADING THE GAMECOCKS WITH 71 CATCHES FOR 1,255 YARDS AND SEVEN TOUCHDOWNS. HE ALSO RANKED SECOND IN THE SEC AND EIGHTH IN THE COUNTRY AFTER AVERAGING 104.6 RECEIVING YARDS PER GAME. LEGETTE'S 1,255 RECEIVING YARDS WERE THE SECOND-HIGHEST SINGLE-SEASON MARK IN SCHOOL HISTORY, WHILE HIS 71 RECEPTIONS WERE TIED FOR FIFTH.



R2 JONATHAN 46 BROOKS RB / TEXAS

BROOKS APPEARED IN 22 GAMES WITH EIGHT STARTS OVER THREE SEASONS AT TEXAS (2021-23). HE HAD 238 CARRIES FOR 1,479 YARDS AND 16 TOUCHDOWNS DURING HIS CAREER. IN 2023, BROOKS WAS A DOAK WALKER AWARD SEMIFINALIST AND WAS NAMED SECOND-TEAM ALL-BIG 12 AFTER RUSHING 187 TIMES FOR 1,139 YARDS WITH 10 TOUCHDOWNS AND CATCHING 25 PASSES FOR 286 YARDS WITH ONE TOUCHDOWN. HIS 1,139 RUSHING YARDS ON THE YEAR WERE THE 14TH-MOST IN A SEASON IN PROGRAM HISTORY. PRIOR TO SUSTAINING A SEASON-ENDING ACL INJURY, THROUGH THE FIRST 10 GAMES OF THE SEASON, BROOKS RANKED SIXTH IN THE NATION IN RUSHING YARDS (1,139), SEVENTH IN RUSHING YARDS PER GAME (113.9) AND SIXTH IN ALL-PURPOSE YARDS PER GAME (142.5).



R3 *TREVIN*
72 *WALLACE*
LB / KENTUCKY

OVER THREE SEASONS AT KENTUCKY (2021-23), WALLACE PLAYED IN 36 GAMES WITH 19 STARTS, TOTALING 166 CAREER TACKLES (93 SOLO), 18 TACKLES FOR LOSS, 10.0 SACKS, THREE INTERCEPTIONS AND TWO FORCED FUMBLES. HE FINISHED HIS JUNIOR SEASON IN 2023 RANKED SECOND ON THE TEAM WITH 80 TOTAL TACKLES, 8.5 TACKLES FOR LOSS AND 5.5 SACKS. WALLACE ALSO RANKED 13TH IN THE SEC AVERAGING 6.67 TACKLES PER GAME AND HAD FIVE CAREER GAMES WITH DOUBLE-FIGURE TACKLES, FOUR COMING DURING THE 2023 SEASON.



R4 *JA'TAVION*
101 *SANDERS*
TE / TEXAS



SANDERS PLAYED THREE SEASONS AT TEXAS (2021-23), APPEARING IN 39 GAMES WITH 27 STARTS. HE LEFT AUSTIN AS THE ALL-TIME LEADER AMONG TIGHT ENDS IN RECEPTIONS (99). SANDERS ALSO RANKED SECOND ALL-TIME AMONG TIGHT ENDS IN RECEIVING YARDS (1,295) AND SIXTH IN RECEIVING TOUCHDOWNS (SEVEN). AS A JUNIOR, HE EARNED FIRST-TEAM ALL-BIG 12 HONORS AND WAS A JOHN MACKEY AWARD SEMIFINALIST AFTER STARTING IN ALL 14 GAMES, RECORDING 45 CATCHES FOR 682 YARDS WITH TWO TOUCHDOWNS. HE IS THE ONLY TEXAS TIGHT END IN SCHOOL HISTORY WITH MULTIPLE GAMES ECLIPSING 100-YARD RECEIVING, WITH THREE COMING IN 2023. HIS 45 CATCHES IN 2023 WERE TIED FOR THE THIRD-MOST IN A SEASON IN SCHOOL HISTORY AMONG TIGHT ENDS.

R5 CHAU
157 SMITH-WADE
CB / WASHINGTON STATE

SMITH-WADE APPEARED IN 32 GAMES WITH 19 STARTS DURING HIS FOUR SEASONS AT WASHINGTON STATE (2020-23), FINISHING HIS CAREER WITH 102 TOTAL TACKLES (71 SOLO), SIX TACKLES FOR LOSS, THREE FORCED FUMBLES, 18 PASSES DEFENSED AND THREE INTERCEPTIONS. THE DENVER NATIVE STARTED THE FIRST SEVEN GAMES OF 2023 BEFORE MISSING THE FINAL FIVE DUE TO INJURY, POSTING 36 TACKLES (23 SOLO), TWO TACKLES FOR LOSS AND SIX PASSES DEFENSED. HE RECORDED A SEASON-HIGH SEVEN TACKLES ON TWO OCCASIONS (WEEK 1 AT COLORADO STATE, WEEK 4 VS. OREGON STATE). SMITH-WADE WAS NAMED ALL-PAC 12 CONFERENCE HONORABLE MENTION AFTER RECORDING 43 TACKLES (32 SOLO) WITH TWO TACKLES FOR LOSS, THREE FORCED FUMBLES AND ONE FUMBLE RECOVERY.




R6 JADEN
200 CRUMEDY
DL / MISSISSIPPI STATE

OVER SIX SEASONS AT MISSISSIPPI STATE (2018-23), CRUMEDY PLAYED IN 53 GAMES WITH 47 STARTS. HE TOTALED 119 TACKLES (39 SOLO) WITH 16 TACKLES FOR LOSS AND 8.5 SACKS, FIVE PASSES DEFENSED, ONE FUMBLE RECOVERY AND ONE BLOCKED FIELD GOAL. CRUMEDY STARTED 12 GAMES IN 2023, RECORDING A CAREER-HIGH 35 TACKLES AND 2.5 SACKS. HIS 16 QUARTERBACK HURRIES ON THE YEAR ALSO RANKED FIFTH AMONGST ALL SEC DEFENSIVE LINEMEN. IN 2022, HE STARTED AND PLAYED IN FIVE GAMES, NOTCHING 15 TACKLES WITH FIVE TACKLES FOR LOSS AND 2.0 SACKS, INCLUDING A SEASON-HIGH FOUR TACKLES AGAINST GEORGIA.



PANTHERS COORDINATORS



BRAD
IDZIK

OFFENSIVE COORDINATOR

Brad Idzik begins his first season with Carolina as offensive coordinator, joining the Panthers after one season in Tampa Bay as the wide receivers coach. Idzik has worked with Head Coach Dave Canales for the past five seasons with the Buccaneers and Seahawks.

With Idzik in Tampa Bay (2023), wide receivers Mike Evans and Chris Godwin became one of just three sets of teammates that season to record at least 75 receptions and 950 receiving yards. Evans also became the first player ever to record 60+ receptions in each of his first 10 seasons and reached the 1,000-yard mark for the 10th consecutive year.

In four seasons as a member of the Seahawks staff, Idzik served as assistant wide receivers coach (2019-20, '22) and offensive quality control/assistant quarterbacks coach (2021). Seattle wide receivers Tyler Lockett and DK Metcalf amassed more than 1,000 yards receiving six times, as both set franchise records in 2020: Lockett with 100 receptions and Metcalf with 1,303 yards. Overall, the wide receiver group recorded the second-most receiving touchdowns (92), the third-most air yards per target (11.6), the seventh-highest receiving percentage (65.7%), and the 10th-most total receiving yards (11,053) in the NFL in that span.


Additionally, the Seahawks ranked first in completion percentage (67.6), third in touchdown-to-interception ratio (3.45), third in passer rating (103.3), fourth in yards per pass attempt (7.7), fifth in passing touchdowns (131), seventh in yards per play (5.75) and ninth in points per game (25.2). As assistant quarterbacks coach (2021), Russell Wilson earned Pro Bowl honors passing for 3,113 yards and 25 touchdowns in 14 starts.

Idzik played wide receiver for three seasons at Wake Forest University (2011-14), after beginning at Lehigh (2010). A native of Palm Harbor, Fla., he graduated from Wake Forest in 2014 with a degree in mathematical business with a minor in global trade and commerce, which he completed after a sabbatical term at Cambridge University in England. He later earned a Master of Liberal Arts degree in 2019 from Stanford, where he began his coaching career as a graduate assistant (2014-18).

His father, John Idzik, Jr., was a long-time NFL personnel executive, including general manager of the New York Jets (2013-14). His grandfather, John Idzik, was a coach in the NFL, CFL, and college, including three years as the head coach at the University of Detroit.



PANTHERS COORDINATORS



**EJIRO
EVERO**

DEFENSIVE COORDINATOR

Ejiro Evero (pronounced: AY-jer-OH eh-VARE-oh) enters his second season as defensive coordinator with the Carolina Panthers. Over the past two seasons, Evero's defenses have ranked in the top 10 each year, including fourth in his first season in Carolina.

Finishing fourth in total defense in his first season with the Panthers (2023), Evero's unit allowed 293.9 yards per game, the third lowest in a season in franchise history, and over 50 fewer yards per game than the previous season. The defense's 171.5 passing yards per game set a franchise record and was third-fewest in the NFL. Under his guidance, defensive tackle Derrick Brown was named to his first Pro Bowl and set an NFL record for most tackles by a defensive lineman in a season with a career high 103. Brown was the only player in the NFL to record 100+ tackles, 15+ quarterback hits and seven+ tackles for loss.

Under Evero's watch, the 2022 Broncos defense ranked seventh in the NFL in total defense (320.0 yards per game), 10th in rushing defense, and second in opponent third down conversion percentage (34.1%). The team also finished in the top 10 in opponent points per drive (seventh – 1.71), opponent red zone touchdown rate (seventh – 51.1%), and defensive three-and-out percentage (fourth – 37.9).

A pair of Broncos' defensive backs – cornerback Patrick Surtain II and safety Justin Simmons – garnered postseason accolades. Surtain received first-team All-Pro honors and was named a starter for the AFC Pro Bowl team, while Simmons earned second-team All-Pro honors for his efforts. Surtain II with two interceptions and 10 passes defended in his second year, while Simmons finished the season with a career-high six interceptions, tied for the most in the NFL.

Prior to Denver, Evero spent five seasons with the Los Angeles Rams (2017-21), serving as secondary coach/pass game coordinator (2021) and safeties coach (2017-20). In those seasons, the defense collected a combined 82 interceptions, which ranked tied for second in the league over that span. The club tallied 18 interceptions in consecutive seasons from 2017-18 and featured four safeties who combined for 12 picks in those two years.

During their Super Bowl-winning season (2021), Evero's secondary ranked tied for third in interceptions (19) and had 10 different players record at least one pick. Cornerback Jalen Ramsey and safety Taylor Rapp tied for the team lead in interceptions (4) and ranked tied for sixth in the NFC. Ramsey earned his second career All-Pro selection and third career Pro Bowl. Among playoff teams that season, the Rams allowed just 18.8 points per game and ranked second in total yards per game (282.3) and third in passing yards per contest (222.0) while generating at least one interception in each of the team's first three playoff games.

As a defensive quality control coach for Green Bay (2016), Evero coached under then-Packers defensive coordinator and former Panthers head coach, Dom Capers, whom he later reunited with in Denver (2022) and in Carolina (2023).

In San Francisco for five seasons (2011-15), Evero started as a quality control coach (2011), before he worked as an offensive assistant (2012-13), switching sides of the ball as a defensive assistant (2014-15) for his final two years there. He spent one season (2010) at the University of Redlands (Calif.) as special teams coordinator/defensive backs coach.


Evero broke into the NFL as a defensive quality control coach for Tampa Bay for three seasons (2007-09). He began his coaching career as an assistant coach at his alma mater, the University of California-Davis (2005-06).

A four-year letterman at UC Davis (1999-2000, '02-03), Evero started at safety for three seasons. He was a two-time captain for the Aggies and was twice named a Division II All American (2002-03).

In addition to his undergraduate degree, Evero earned his master's degree in business administration from National University in 2006.



PANTHERS COORDINATORS



TRACY
SMITH

SPECIAL TEAMS COORDINATOR



Tracy Smith begins his first season with Carolina as special teams coordinator, joining the Panthers after serving the last three seasons as assistant special teams coach for the Seattle Seahawks (2021-23). Smith has been on NFL staffs the last 15 seasons, coaching special teams for 14.

Over Smith's three seasons with the Seahawks (2021-23), Seattle's special teams ranked in the top 10 in a number of categories including: net punting average (fifth), kickoff return average (5th), and field goals made (t-ninth), while their punt and kickoff coverage teams in ranked first and sixth in that span respectively.

Under Smith, kicker Jason Myers was selected to the Pro Bowl (2022) and made a franchise-record 37 consecutive field goals (11/11/19-09/26/21), tied for the fifth-longest streak in NFL history, while punter Michael Dickson finished with the seventh best net punting average overall, including second in 2022 and third in 2023. Nick Bellore was selected to the Pro Bowl as a special teams player (2023) and finished their three seasons together with 41 tackles on special teams, the second most in that span.

Joining the Texans as the assistant special teams coordinator (2018-19), Smith was then elevated to special teams coordinator (2020). Over his three seasons in Houston the Texans ranked fifth in field goals made and 10th in punt return average, while also hold opponents to the second lowest kickoff return average and the fourth lowest punt return average. Smith spent three seasons coaching the Oakland Raiders (2015-17), with the special teams unit ranking fourth in punts inside of the 20-yard line, fifth in punting average, fifth in net punting average, eighth in kickoff return yards, ninth in punt returns and 10th in punting yards over that span.

With San Francisco (2012-14), Smith helped produce one of the top units in the NFL as the 49ers ranked in the top 10 in field goals made (ninth) and opponents punt return average (ninth) during that span. San Francisco also ranked in the top five in net punting average (fourth) and gross punting average (third). Punter Andy Lee earned All Pro honors after he led the NFL with a 43.2 net punting average (2012), while kicker Phil Dawson set a franchise record with 27 consecutive field goals made (2013).

Before his initial stint in Seattle as a coaching assistant (2011), Smith's first NFL experience came with the Browns (2009-10), where he helped Cleveland lead the NFL in kickoff coverage, finished fifth in punt coverage and sent Josh Cribbs to the Pro Bowl as a kick returner in 2010.

Before making the jump to the NFL, Smith coached tight ends at Utah State (2006-08), and as the offensive graduate assistant at LSU working with the team's quarterbacks (2005), after starting at Stephen F. Austin (2004), where he worked with the tight ends in addition to serving as the team's video coordinator.

A native of Beaumont, Texas, Smith received a bachelor's degree in business while working for the athletic department's video staff at LSU.

Smith has a son, Troy, and he and his wife, Megan, have a daughter, Lane, and two sons, Bo, and Mack. His father, Carl, was an NFL assistant coach for 34 seasons, including the last five seasons together in Houston and Seattle.

DEFENSIVE NOTES - DE DERRICK BROWN

95 DERRICK BROWN

DB IN THE RECORD BOOKS



• **DE Derrick Brown** set an NFL record for the most tackles by a defensive lineman in a season (according to StatsPass, since 1994) with a career-high 103, surpassing Dolphins DT Christian Wilkins' 2022 total of 98. He added seven tackles for loss, 15 quarterback hits (career-high) and two sacks.

• He recorded 7+ tackles in seven games in 2023 season which led all defensive linemen. He was the only defensive lineman in the league to record multiple 10+ tackle games this season (10 in Week 10 at Chicago and 10 in Week 14 at New Orleans). According to TruMedia, he was one of just three defensive linemen to play at least 900 defensive snaps this season (Maxx Crosby, 1,037 and Aidan Hutchinson, 935).

• Brown was the only player in the NFL in 2023 to record 100+ tackles, 15+ quarterback hits and 7+ tackles for loss. According to TruMedia, Brown is one of just six players and the only defensive lineman to ever record such numbers (Bobby Wagner-2016, Devin White-2020-22, Demario Davis-2017, Lawrence Timmons-2012, James Harrison-2008, 2010).

• Among defensive linemen in franchise history, Brown ranks fifth in tackles (248), sixth in tackles for loss (28), sixth in quarterback hits (48) and tied for fourth in passes defended (21).

• Against the New Orleans Saints in Week 14, Brown posted his second 10-tackle game of the season and surpassed Mike Rucker's franchise record for most tackles in a season by a defensive lineman (67), which Brown tied last season. Brown finished the game with 10 tackles, one quarterback hit, one pass defended and one interception. He became just the third defensive lineman in NFL history to record 10+ tackles, one interception and one pass defended in a single game (Mathias Kiwanuka, 2011 and Michael Bankston, 1995).

245 TACKLES

DE Derrick Brown (248) ranks fifth all-time in Panther history for tackles by a defensive lineman.

MOST TACKLES BY A DEFENSIVE LINEMAN (PANTHERS HISTORY)

Rk.	Player	TKL
1	Julius Peppers	441
2	Mike Rucker	419
3	Charles Johnson	323
4	Kawann Short	280
5	Derrick Brown	248
6	Kris Jenkins	216
7	Greg Hardy	198
8	Mario Addison	197
9	Sean Gilbert	184
10	Brenston Buckner	170

SINGLE-SEASON DL TACKLE LEADERS (NFL SINCE 1994)

Rk.	Player	Year	TKLs
1	Derrick Brown CAR	2023	103
2	Christian Wilkins MIA	2022	98
3	Anthony Spencer DAL	2012	95
T-4	Harrison Phillips MIN	2023	92
T-4	Ted Washington BUF	1996	92

LEAGUE OF HIS OWN

DERRICK BROWN IS THE ONLY DEFENSIVE LINEMAN IN NFL HISTORY TO RECORD AT LEAST 100+ TACKLES, 7+ TACKLES FOR LOSS AND 15+ QUARTERBACK HITS

100+ TACKLES

7+ TFL

15+ QB HITS

NUMBERS DON'T LIE

Brown has played in 67 games since entering the NFL in 2020. He ranks near the top in many categories for Panthers defensive linemen in their first 67 career games with the team.

TOTAL TACKLES			TACKLES FOR LOSS		
1	Derrick Brown (2020-)	248	T-1	Greg Hardy (2010-13)	44
2	Julius Peppers (2002-05)	235	T-1	Charles Johnson (2008-11)	44
3	Greg Hardy (2010-13)	198	3	Kawann Short (2013-16)	36
4	Kawann Short (2013-16)	186	4	Derrick Brown (2020-)	28
5	Mike Rucker (1999-2004)	177	5	Star Lotulelei (2013-16)	26

QB HITS			PASSES DEFENDED		
1	Greg Hardy (2010-13)	69	1	Julius Peppers (2002-05)	29
2	Kawann Short (2013-16)	57	2	Derrick Brown (2020-)	21
3	Charles Johnson (2008-11)	55	3	Charles Johnson (2008-11)	17
4	Derrick Brown (2020-)	48	4	Greg Hardy (2010-13)	14
5	Mario Addison (2012-15)	41	5t	Kawann Short (2013-16)	10

DEFENSIVE NOTES - CB JAYCEE HORN | OLB JADEVEON CLOWNEY

8

JAYCEE HORN

SEATBELT

- Fourth-year CB Jaycee Horn played in six games last season, dealing with several injuries throughout the year. He finished the season with 27 total tackles and registered five passes defended.
- In Week 14 against his father Joe Horn's former team, the New Orleans Saints, he recorded a career-high seven tackles.
- In the final game of the 2023 season against Tampa Bay, Horn tied a career-high recording three passes defended. He previously recorded three passes defended against the New Orleans Saints in Week 3 of the 2022 season.
- Over the course of six games played in 2023, Horn allowed just 18 completions and 170 receiving yards on 31 targets.



**JADEVEON CLOWNEY RANKS 11TH
IN THE NFL AMONG ACTIVE PLAYERS
WITH 99 TACKLES FOR LOSS**

Rk.	Player	TFL
1	Calais Campbell	177
2	Von Miller	166
3	Lavonte David	160
4	Cameron Jordan	153
5	Khalil Mack	137
6	Brandon Graham	120
7	Cameron Heyward	118
8	T.J. Watt	109
9	Danielle Hunter	107
10	Demario Davis	105
11	Jadeveon Clowney	99



7 JADEVEON CLOWNEY

THE RETURN HOME

- The Rock Hill, S.C. native enters his 11th season this year, returning home to play for the Carolina Panthers. OLB Jadeveon Clowney comes to Carolina after a season with the Baltimore Ravens, where he recorded 43 total tackles, including nine tackles for loss and 9.5 sacks.
- In his career, the three-time Pro Bowler has recorded 364 total tackles, including 99 tackles for loss and 52.5 sacks. He has also scored four defensive touchdowns in his career (one via interception, three fumble recoveries).
- According to TruMedia, the former first-overall pick is joined by Panther great, Julius Peppers, as the only two players in NFL history to record at least 360 total tackles, 50.0 sacks, 95 tackles for loss and score at least four defensive touchdowns.
- He is one of just 10 active players to have at least 360 total tackles, 50 defensive sacks and 95 tackles for loss. Clowney currently ranks 11th league-wide among active players with 99 tackles for loss.
- Clowney owns two of the NFL's three single-game outputs of at least four tackles for loss, two sacks and one fumble recovery for a touchdown since data became available in 2000. He did so in consecutive seasons, against the Patriots in Week 3 of 2017 and against the Colts in Week 3 2018 (Jason Gildon is the other player to do so, 12/23/01).

**CLOWNEY IS ONE OF JUST 10 ACTIVE PLAYERS TO
HAVE AT LEAST 360 TACKLES, 50 SACKS AND 95
TACKLES FOR LOSS**

360+ TACKLES
50+ SACKS
95+ TFL

OFFENSIVE NOTES - WR ADAM THIELEN

19 ADAM THIELEN

ADAM TO THE RECORD BOOKS

• WR Adam Thielen had one of the best seasons in a wide receiver's inaugural season with the Carolina Panthers. Thielen recorded 103 receptions for 1,014 yards and four touchdowns, becoming only the fourth player in Panthers history and first by a player in their first season with the team to record at least 100 receptions and 1,000 yards in a season. His 103 receptions rank first in Panthers history in a player's first year with the club. Thielen also tied for third in Panthers history in receptions in a single season and tied-for-first among wide receivers.

MOST RECEPTIONS IN A PLAYER'S FIRST SEASON WITH THE PANTHERS

Rank	Year	Name	Rec.	Yds.	Avg.
1	2023	Adam Thielen	103	1,014	9.8
2	2020	Robbie Chosen	95	1,096	11.5
3	2017	Christian McCaffrey	80	651	8.1
4	2014	Kelvin Benjamin	73	1,008	13.8
5	2006	Keyshawn Johnson	70	815	11.6

MOST RECEPTIONS IN A SEASON (PANTHERS HISTORY)

Rank	Year	Name	Rec.	Yds.	Avg.
1	2019	Christian McCaffrey	116	1,005	8.7
2	2018	Christian McCaffrey	107	867	8.1
T-3	2023	Adam Thielen	103	1,014	9.8
T-3	2005	Steve Smith	103	1,563	15.2
5	2000	Muhsin Muhammad	102	1,183	11.6

STILL GOING STRONG

• In his age 33 season, Thielen became one-of-six players in NFL history to record at least 100 receptions in their age 33-or-older seasons (ARI WR Larry Fitzgerald did it twice). His 103 receptions ties for fifth in NFL history.

MOST RECEPTIONS IN A SEASON BY A PLAYER 33 YEARS OLD OR OLDER (AGE AS OF SEPT. 1 OF THE SEASON)

Rank	Team	Year	Player	Age	Rec.
1	ARI	2017	Larry Fitzgerald	34	109
2	SF	1996	Jerry Rice	33	108
3	ARI	2016	Larry Fitzgerald	33	107
4	IND	2012	Reggie Wayne	33	106
T-5	CAR	2023	Adam Thielen	33	103
T-5	BAL	2007	Derrick Mason	33	103



SURE HANDS

• Thielen had some of the surest hands in the sport in 2023. He caught 103 passes on 137 targets for a 75.2% receptions percentage. Among all wide receivers to see at least 100 targets, Thielen's reception percentage ranks second in the NFL.

HIGHEST RECEPTION PERCENTAGE BY A WIDE RECEIVER, (MIN. 100 TARGETS), 2023 SEASON

Rank	Team	Name	Rec.	Tar.	Rec%.
1	KC	Rashee Rice	79	102	77.5
2	CAR	Adam Thielen	103	137	75.2
3	DAL	CeeDee Lamb	135	181	74.6
4	HOU	Nico Collins	80	109	73.4
5	DET	Amon-Ra St. Brown	119	164	72.6

HIGHLY RANKED

• Thielen had one of the best seasons by a wide receiver in the NFC, ranking highly in a number of categories

Category	Number	NFC Rank
Third Down Receptions	30	T-4th
Receptions	103	5th
Receptions Per Game	6.1	6th
First Down Receptions	56	8th
Reception Percentage	75.2%	14th
Receiving Yards	1,014	14th
Receiving Yards Per Game	59.6	14th

2023 OFFENSIVE NOTES - QB BRYCE YOUNG RB CHUBA HUBBARD

9 BRYCE YOUNG

BY9

- QB Bryce Young finished his rookie season completing 315 of his 527 passes (59.8%) for 2,877 yards and 11 touchdowns. His 2,877 yards ranks third in franchise history among rookie quarterbacks behind Cam Newton (4,051 in 2011) and Chris Weinke (2,931 in 2001).
- Young recorded 20+ completions in eight consecutive games to start his rookie season which ranks second all-time behind Justin Herbert who did so in 15-straight games in 2020.
- Young led two game-winning drives in the fourth quarter as time expired resulting in a Week 8 victory over the Houston Texans and a Week 15 victory against the Atlanta Falcons. His 1,038 passing yards in the fourth quarters of this season tied for the fifth-most in the NFL.
- In Week 16 against the Green Bay Packers, Young completed 23 of his 36 attempts for a career-high 312 yards. Young ranked near the top of several Week 16 passing categories for his performance, including: sixth in passing yards (312), sixth in yards per attempt (8.7) and sixth in passer rating among qualified quarterbacks (110.0).

CONSECUTIVE GAMES OF 20+ COMPLETIONS TO START A ROOKIE SEASON

Rk.	Player	Year	Team	Streak
1	Justin Herbert	2020	LAC	15
2	Bryce Young	2023	CAR	8
3	Kyler Murray	2019	ARI	6
T-4	Mac Jones	2021	NE	5
T-4	Andrew Luck	2012	IND	5



30 CHUBA HUBBARD

RUN CHUBA RUN

- RB Chuba Hubbard finished 2023 setting career-highs in rushing attempts (238), rushing yards (902), receptions (39) and receiving yards (233). His 59 rushing first downs tied for the fifth-most in the NFL this season and ranked third in franchise history for a single season. He led the team with 1,135 scrimmage yards.
- Over the last 10 weeks of 2023, Hubbard ranked ninth league-wide in rushing yards (632) and third in rushing attempts (169).
- In Week 13 against the Tampa Bay Buccaneers, Hubbard eclipsed the 100-yard mark finishing the game with 104 rushing yards on 25 carries and two touchdowns. It marked the Panthers only 100-yard rusher of the season. The Buccaneers defense finished the season ranked fifth in rushing yards allowed per game (95.3) and only allowed one other 100-yard rusher this season (D'Andre Swift, 130 in Week 3).
- Hubbard was efficient in the passing game as well, ranking fourth in the league in reception percentage per target (88.6%) after hauling in 39 receptions on 44 targets.
- A native of Alberta, Canada, Hubbard now ranks third all-time in rushing yards (1,994) among Canadian-born players in NFL history.

NFL RUSHING LEADERS 2023 WEEKS 9-18

Player	Carries	Yards	RshTD
1 - Christian McCaffrey SF	135	807	5
2 - Najee Harris PIT	171	722	7
3 - Devin Singletary HOU	167	715	4
4 - Kyren Williams LAR	131	688	6
5 - Rachaad White TB	180	685	5
6 - James Connor ARI	140	676	5
7 - Derrick Henry TEN	160	641	9
8 - James Cook BUF	135	636	1
9 - Chuba Hubbard CAR	169	632	4
10 - David Montgomery DET	125	630	7

SPECIAL TEAMS NOTES

4 EDDY PINEIRO

- K Eddy Piñeiro has made 31-consecutive field goals at Bank of America Stadium, which is the second-longest streak in Panthers history behind Graham Gano's 41-straight conversions from 2016-18. It is also the longest active streak for a kicker in their home stadium in the NFL.
- In Week 16 against the Green Bay Packers last season, Piñeiro kicked a 52-yard field goal and is now 10-for-12 (83.3 percent) on 50+ yard field goal attempts in his career. Since 2019, of kickers with at least 10 field goal attempts of 50+ yards, Piñeiro's 83.3 conversion percentage ranks second in the NFL. His five field goals of 50+ yards in 2023 season ranks third in team history.
- Piñeiro earned NFC Special Teams Player of the Week after going three-for-three on field goal attempts in Week 15 against the Atlanta Falcons, including a 23-yard walk-off field goal to secure the victory. It was his second 23-yard walk-off field goal this season (Week 8 against the Houston Texans).
- In Week 4 against the Minnesota Vikings, Piñeiro converted a career-long 56-yard field goal as time expired in the first half, which is good for the third-longest field goal in franchise history behind Graham Gano's 63-yarder in 2018 and Zane Gonzalez's 57-yarder in 2021.
- Since 2019, Piñeiro is 90-for-101 (89.1%) on field goal attempts. His 89.1 field goal percentage ranks third in NFL history among kickers with at least 100 field goal attempts.

59 FGs

K Eddy Piñeiro (58) ranks third in Panthers history in field goals made.

FIELD GOALS MADE (PANTHER HISTORY)		
Rank	Player	FGs
1	John Kasay	351
2	Graham Gano	165
3	Eddy Piñeiro	59
4	Joey Slye	54
5	Joe Nedney	26

44 JJ JANSEN

- A cornerstone on special teams for the Panthers, LS JJ Jansen has played in every game during his 15-year career as a Panther dating back to 2009 and is the longest tenured Panther with 244 games played.
- Among active players, Jansen's 244 games played ranks sixth in the NFL.

10 JOHNNY HEKKER

- P Johnny Hekker has recorded 354 punts inside the 20, good for 112th-most in NFL history.
- Hekker finished the 2023 season ranked ninth in the NFL with a 43.0 net punting average. His 11 punts inside the 10 tied for fifth in the NFL and his 5 punts inside the 5 tied for second.

3 RAHEEM BLACKSHEAR

- Among all players with at least 15 kick returns in 2023, RB Raheem Blackshear's 26.9 return average ranked second and his 430 kickoff return yards ranked sixth.
- In Week 16 against the Packers, Blackshear returned five kickoffs for 114 return yards, the 10th-most yards a returner recorded in a game this season.
- Against the Texans in Week 8, he returned three kickoffs for 107 yards, including a 52-yard return. His 52-yard return is the ninth-longest return in the league this season.



2023 SEASON NOTES

BY THE NUMBERS

1 OF 1

DT Derrick Brown set an NFL record for the most tackles by a defensive lineman in a season (according to StatsPass, since 1994) with a career-high 103, surpassing Dolphins DT Christian Wilkins' 2022 total of 98. He was the only player in the NFL in 2023 to record 100+ tackles, 15+ quarterback hits and 7+ tackles for loss.

8

QB Bryce Young recorded 20+ completions in eight-consecutive games to start his rookie season, ranking second all-time behind Justin Herbert (15-straight games, 2020).

59

RB Chuba Hubbard's 59 rushing first downs tied for the fifth-most in the NFL this season and ranked third in franchise history for a single season. He set career-highs in rushing attempts (238), rushing yards (902), receptions (39) and receiving yards (233).

26.5

The Panthers finished second in the NFL averaging 26.5 yards per kickoff return. They were also one of four teams to average at least 26 yards per kickoff return (Texans, Patriots, Seahawks).

637

WR Adam Thielen (637) passed Danny Amendola for fourth all-time in receptions among undrafted players in the common-draft era.

100/1K

WR Adam Thielen became just the fourth Carolina Panther in franchise history to record 100+ receptions and 1,000+ receiving yards in a single season. He finished the season leading the team with 103 receptions and 1,014 receiving yards. Thielen is one of only six players in NFL history aged 33 or older to record 100+ receptions and 1,000+ yards in a season (Larry Fitzgerald did it twice).

293.9

The Panthers defense allowed 293.9 yards per game in 2023, which was the fourth-lowest allowed in the NFL and third-lowest allowed in a season in franchise history.

171.5

The Panthers defense allowed 171.5 passing yards per game last season, which was the lowest a Panthers defense allowed in a season in franchise history and third-lowest in the league in 2023.

4.9

The Panthers defensive unit ranked sixth in the league limiting opponents to 4.9 yards per play.

20+

QB Bryce Young recorded 20+ completions in eight-consecutive games to start his rookie career which ranks second all-time behind Justin Herbert (15).

SEASON HIGHLIGHTS

• The Carolina Panthers defense finished the season ranked near the top of several categories both in the NFL and franchise history. The unit allowed the fourth-fewest yards per game in the NFL, 293.9, which also ranks as the third-fewest allowed in a season in franchise history.

Category	NFL Rank	Franchise Rank
Yards Per Game (293.9)	4th	3rd
Yards Per Play (4.9)	6th	6th
Passing Yards Per Game (171.5)	3rd	1st
Passing TDs Allowed (19)	t-4th	t-9th

• **DE Derrick Brown** had a season for the record books, setting an NFL record for the most tackles by a defensive lineman in a season (according to StatsPass, since 1994) with a career-high 103. Brown is the only defensive lineman in NFL history to record 100+ tackles, 15+ quarterback hits and 7+ tackles for loss in a single season.

Rank	Player (Year)	Total Tackles
1.	Derrick Brown, CAR (2023)	103
2.	Christian Wilkins, MIA (2022)	98
3.	Anthony Spencer, DAL (2012)	95
T-4.	Harrison Phillips, MIN (2023)	92
T-4.	Ted Washington, BUF (1996)	92

• **WR Adam Thielen** proved age is only a number in his first year as a Panther, recording the most receptions in a player's first year with the team in franchise history (103) which also ties Steve Smith for the third-most receptions in a single season. He became just the fourth Panther to record 100+ receptions and 1,000+ receiving yards in a single season. At age 33, Thielen became one of just six players all-time in the NFL to record 100+ receptions and 1,000+ yards at the age of 33 or older (Larry Fitzgerald did it twice).

Rank	Player (Year)	Receptions	Yards
1.	Christian McCaffrey (2019)	116	1,005
2.	Christian McCaffrey (2018)	107	867
T-3.	Steve Smith (2005)	103	1,563
T-3.	Adam Thielen (2023)	103	1,014

• **QB Bryce Young** led two game-winning drives in the fourth quarter as time expired in 2023, resulting in a Week 8 victory against the Houston Texans and a Week 15 win against the Atlanta Falcons. His 1,038 passing yards in the fourth quarters of games were tied for the fifth-most in the NFL.

Rank	Player (Team)	Fourth Quarter Passing Yards
1.	Jared Goff (DET)	1,284
2.	Baker Mayfield (TB)	1,272
3.	Jordan Love (GB)	1,190
4.	Russell Wilson (DEN)	1,045
T-5.	Bryce Young (CAR)	1,038
T-5.	C.J. Stroud (HOU)	1,038

UNOFFICIAL DEPTH CHART

(As of September 10, 2024)

OFFENSE

WR	5 Diontae Johnson	<u>17 Xavier Legette</u>	83 David Moore
LT	79 Ikem Ekwonu	77 Yosh Nijman	
LG	68 Damien Lewis	62 Chandler Zavala	
C	63 Austin Corbett	70 Brady Christensen	<u>60 Andrew Raym</u>
RG	50 Robert Hunt	<u>61 Jarrett Kingston</u>	
RT	72 Taylor Moton	77 Yosh Nijman	
TE	82 Tommy Tremble	<u>0 Ja'Tavion Sanders</u>	
TE	81 Jordan Matthews	<u>85 Messiah Swinson</u>	
WR	19 Adam Thielen	15 Jonathan Mingo	
QB	9 Bryce Young	14 Andy Dalton	
RB	30 Chuba Hubbard	6 Miles Sanders	3 Raheem Blackshear 34 Mike Boone

DEFENSE

DE	78 Jayden Peevy		
DT	99 Shy Tuttle	91 Nick Thurman	
DE	94 A'Shawn Robinson	93 LaBryan Ray	
OLB	7 Jadeveon Clowney		
LB	54 Shaq Thompson	53 Claudin Chereus	
LB	47 Josey Jewell	<u>56 Trevin Wallace</u>	49 Jon Rhattigan
OLB	52 D.J. Johnson	46 Eku Leota	
CB	8 Jaycee Horn	13 Troy Hill	29 Tariq Castro-Fields
CB	2 Mike Jackson	<u>26 Chau Smith-Wade</u>	<u>27 Shemar Bartholomew</u>
S	25 Xavier Woods	21 Nick Scott	32 Lonnie Johnson Jr.
S	20 Jordan Fuller	22 Jammie Robinson	

SPECIALISTS

KR	3 Raheem Blackshear	83 David Moore
PR	3 Raheem Blackshear	83 David Moore
LS	44 JJ Jansen	
P	10 Johnny Hekker	
K	4 Eddy Piñeiro	

PRONUNCIATION GUIDE

Claudin Chereus SHER-uh-lus	Taylor Moton MOAT-in
Jadeveon Clowney juh-DAY-vee-uhn	Yosh Nijman rhymes with Josh, NY-man
Austin Corbett CORE-bit	Eddy Piñeiro pin-YERO
Ikem Ekwonu EE-kem eck-WAHN-oo	Jammie Robinson JAY-mee
Chuba Hubbard CHEW-ba	Chau Smith-Wade Shaw
Josey Jewell JOE-zee	Adam Thielen THEE-lin
Xavier Legette ex-ZAVE-yerr / lee-GETT	Xavier Woods ECK-zay-vee-er
Eku Leota EK-oo lee-OH-tuh	Chandler Zavala zuh-VAWL-uh

ALPHABETICAL ROSTER

NO.	NAME	POS	HT	WT	DOB	EXP	COLLEGE	HOMETOWN	HOW ACQ	GP	GS	DNP	IA
27	Bartholomew, Shemar	CB	6-1	200	6/6/2000	R	Georgia Southern	Houston, TX	WV-24 NYJ	0	0	0	0
3	Blackshear, Raheem	RB	5-9	190	6/5/1998	3	Virginia Tech	Philadelphia, Pa.	FA-22	1	0	0	0
34	Boone, Mike	RB	5-10	205	7/30/1995	7	Cincinnati	Macclenny, Fla.	FA-23	1	0	0	0
29	Castro-Fields, Tariq	CB	6-1	197	1/14/1999	3	Penn State	Upper Marlboro, Md.	WV-24 WAS	0	0	0	0
53	Cherelus, Claudin	LB	6-2	230	2/9/1999	2	Alcorn State	Golden Gate, Fla.	WV-23 NYJ	1	0	0	0
70	Christensen, Brady	G	6-6	300	9/27/1996	4	BYU	Bountiful, Utah	D3a-21	1	0	0	0
7	Clowney, Jadeveon	OLB	6-5	255	2/14/1993	11	South Carolina	Rock Hill, S.C.	FA-24	1	1	0	0
63	Corbett, Austin	C	6-4	305	9/5/1995	7	Nevada	Sparks, Nev.	UFA-22 LAR	1	1	0	0
14	Dalton, Andy	QB	6-2	220	10/29/1987	14	TCU	Katy, Texas	FA-23	1	0	0	0
79	Ekwonu, Ikem	T	6-4	320	10/31/2000	3	North Carolina State	Charlotte, N.C.	D1-22	1	1	0	0
20	Fuller, Jordan	S	6-2	203	3/4/1998	5	Oio State	Old Tappan, N.J.	FA-24	1	0	0	0
10	Hekker, Johnny	P	6-5	225	2/8/1990	13	Oregon State	Bothell, Wash.	FA-22	1	0	0	0
13	Hill, Troy	CB	5-11	180	8/29/1991	9	Oregon	Youngstown, Ohio	FA-23	1	1	0	0
8	Horn, Jaycee	CB	6-1	200	11/26/1999	4	South Carolina	Alpharetta, Ga.	D1-21	1	1	0	0
30	Hubbard, Chuba	RB	6-1	210	6/11/1999	4	Oklahoma State	Alberta, Canada	D4-21	1	1	0	0
50	Hunt, Robert	G	6-6	335	8/25/1996	5	Louisiana-Lafayette	Burkeville, Texas	FA-24	1	1	0	0
2	Jackson, Mike	CB	6-1	212	1/10/1997	4	Miami	Birmingham, Ala.	TR-24 SEA	0	0	0	0
44	Jansen, JJ	LS	6-2	235	1/20/1986	17	Notre Dame	Phoenix, Ariz.	TR-09 GB	1	0	0	0
47	Jewell, Josey	LB	6-2	236	12/25/1994	7	Iowa	Decorah, Iowa	FA-24	1	1	0	0
52	Johnson, D.J.	OLB	6-4	270	10/29/1998	2	Oregon	Sacramento, Calif.	D3-23	1	0	0	0
5	Johnson, Dontae	WR	5-10	183	7/5/1996	6	Toledo	Ruskin, Fla.	FA-24 PIT	1	1	0	0
32	Johnson Jr., Lonnie	S	6-2	213	11/4/1995	6	Kentucky	Gary, Ind.	TR-20	0	0	0	0
61	Kingston, Jarrett	OL	6-4	308	12/21/1999	R	Southern California	Anderson, Calif.	WV-24 SF	0	0	0	0
17	Legette, Xavier	WR	6-3	227	1/29/2001	R	South Carolina	Mullins, S.C.	D1-24	1	0	0	0
46	Leota, Eku	OLB	6-4	257	5/11/1999	2	Auburn	Asheville, N.C.	FA-23	1	0	0	0
68	Lewis, Damien	G	6-2	327	3/21/1997	5	LSU	Canton, Miss.	FA-24	1	1	0	0
81	Matthews, Jordan	TE	6-3	236	7/16/1992	8	Vanderbilt	Madison, Ala.	FA-23	1	1	0	0
15	Mingo, Jonathan	WR	6-2	225	4/20/2001	2	Mississippi	Brandon, Miss.	D2-23	1	0	0	0
83	Moore, David	WR	6-0	220	1/15/1995	7	East Central (Okla.)	Gainesville, Texas	FA-24	1	0	0	0
72	Moton, Taylor	T	6-5	325	8/14/1994	8	Western Michigan	Okemos, Mich.	D2b-17	1	1	0	0
77	Nijman, Yosh	T	6-7	314	1/2/1996	5	Virginia Tech	Maplewood, N.J.	FA-24	1	0	0	0
78	Pevey, Jayden	DE	6-5	308	9/3/1999	1	Texas A&M	Bellaire, Texas	FA-24	1	0	0	0
4	Piñero, Eddy	K	5-11	190	9/13/1995	7	Florida	Miami, Fla.	FA-22	1	0	0	0
93	Ray, LaBryan	DE	6-4	290	12/5/1997	2	Alabama	Madison, Ala.	FA-23	0	0	0	1
60	Raym, Andrew	C	6-4	327	5/2/2001	R	Oklahoma	Broken Arrow, Okla.	UDFA-24	0	0	0	1
49	Rhattigan, Jon	LB	6-0	239	2/21/1999	4	Army	Naperville, Ill.	WV-24 SEA	0	0	0	0
94	Robinson, A'Shawn	DE	6-4	330	3/21/1995	9	Alabama	Fort Worth, Texas	FA-24	1	1	0	0
22	Robinson, Jammie	S	5-11	195	1/24/2001	2	Florida State	Cordele, Ga.	D5-23	0	0	0	1
0	Sanders, Ja'Tavion	TE	6-4	243	3/27/2003	R	Texas	Denton, Texas	D4-24	1	1	0	0
6	Sanders, Miles	RB	5-11	211	5/1/1997	6	Penn State	Pittsburgh, Pa.	FA-23	1	0	0	0
21	Scott, Nick	S	5-11	201	5/17/1995	6	Penn State	Fairfax, Va.	FA-24	1	0	0	0
26	Smith-Wade, Chau	CB	5-11	176	9/17/2002	R	Washington State	Denver, Colo.	D5-24	1	0	0	0
85	Swinson, Messiah	TE	6-7	259	4/20/2000	R	Arizona State	Bay Shore, N.Y.	FA-24	0	0	0	0
19	Thielen, Adam	WR	6-2	200	8/22/1990	11	Minnesota State	Detroit Lakes, Minn.	FA-23	1	1	0	0
54	Thompson, Shaq	LB	6-0	230	4/21/1994	10	Washington	Sacramento, Calif.	D1-15	1	1	0	0
91	Thurman, Nick	DT	6-4	295	6/12/1995	3	Houston	Dallas, Texas	FA-23	1	0	0	0
82	Tremble, Tommy	TE	6-4	250	6/2/2000	4	Notre Dame	Peachtree Corners, Ga.	D3b-21	0	0	0	1
99	Tuttle, Shy	DT	6-3	300	10/20/1995	6	Tennessee	Wacoma, N.C.	FA-23	1	1	0	0
56	Wallace, Trevin	LB	5-11	237	2/22/2003	R	Kentucky	Jesup, Ga.	D3-24	1	0	0	0
25	Woods, Xavier	S	6-11	200	7/26/1995	8	Louisiana Tech	West Monroe, La.	UFA-22 MIN	1	1	0	0
9	Young, Bryce	QB	5-10	204	7/25/2001	2	Alabama	Pasadena, Calif.	D1-23	1	1	0	0
62	Zavala, Chandler	G	6-5	325	4/2/1999	2	North Carolina State	Boynton Beach, Fla.	D4-23	1	0	0	0

Injured Reserve (5)

95	Brown, Derrick	DE	6-5	320	4/15/1998	5	Auburn	Buford, Ga.	D1-20	1	1	0	0
96	Crumedy, Jaden	DT	6-5	305	7/30/2000	R	Mississippi State	Hattiesburg, Miss.	D6-24	0	0	0	0
42	Franklin Jr., Sam	S	6-3	210	2/2/1996	5	Temple	Crystal River, Fla.	FA-20	0	0	0	0
23	Jackson, Dane	CB	5-11	180	11/29/1996	5	Pittsburgh	Coraopolis, Pa.	FA-24	0	0	0	0
80	Thomas, Ian	TE	6-4	260	6/6/1996	7	Indiana	Baltimore, Md.	D4a-18	0	0	0	0

International Player Pathway/PS Exemption (1)

86	Olatoko, Praise	WR	6-2	197	6/23/2000	R	Ohio State	Glasgow, Scotland	FA-24	0	0	0	0
----	-----------------	----	-----	-----	-----------	---	------------	-------------------	-------	---	---	---	---

Practice Squad (14)

88	Cain, Deon	WR	6-2	202	8/9/1996	2	Clemson	Tampa, FL	FA-24	0	0	0	0
65	Carter, Ja'Tyre	OL	6-3	311	1/15/1999	3	Southern	White Castle, La.	FA-24	0	0	0	0
18	Coker, Jalen	WR	6-3	213	10/30/2001	R	Holy Cross	Sterling, Va.	UDFA-24	0	0	0	0
55	Dyson, Kenny	OLB	6-3	235	6/27/2001	R	Bryant	Stamford, Conn.	UDFA-24	0	0	0	0
##	Hearn, Azizi	CB	6-1	204	6/5/1999	1	UCLA	Oceanside, Calif.	FA-24	0	0	0	0
48	Incoom, Thomas	OLB	6-4	265	2/1/1999	2	Central Michigan	Stone Mountain, Ga.	FA-24	0	0	0	0
41	Jackson, Tarron	OLB	6-2	254	6/22/1998	3	Coastal Carolina	Aiken, S.C.	FA-24	0	0	0	0
35	Johnson, Dillon	RB	6-0	215	6/15/2001	R	Washington	Greenville, Ms	FA-24	0	0	0	0
16	Plummer, Jack	QB	6-5	215	10/21/1999	R	Louisville	Gilbert, Ariz.	UDFA-24	0	0	0	0
36	Richardson, Demani	S	6-1	215	10/7/2000	R	Texas A&M	Waxahachie, Texas	UDFA-24	0	0	0	0
97	Smith, T.J.	DL	6-3	300	4/19/1997	3	Arkansas	Moultrie, Ga.	FA-24	0	0	0	0
73	Walton, Brandon	OL	6-5	300	3/18/1998	3	Florida Atlantic	Largo, FL	FA-24	0	0	0	0
75	Williams, DeShawn	DE	6-1	292	12/29/1992	6	Clemson	Central, S.C.	FA-23	0	0	0	0
77	Wooten, Chandler	LB	6-3	232	4/25/1999	3	Auburn	Acworth, Ga.	FA-22	0	0	0	0

Reserve/PUP (2)

38	Barno, Amare	OLB	6-6	245	4/26/1999	3	Virginia Tech	Blythewood, S.C.	D6a-22	0	0	0	0
98	Wonnum, D.J.	OLB	6-5	258	10/31/1997	5	South Carolina	Stone Mountain, Ga.	FA-24	0	0	0	0

NUMERICAL ROSTER

NO.	NAME	POS	HT	WT	DOB	EXP	COLLEGE	HOMETOWN	HOW ACQ	GP	GS	DNP	IA
0	Sanders, Ja'Tavion	TE	6-4	243	3/27/2003	R	Texas	Denton, Texas	D4-24	1	1	0	0
2	Jackson, Mike	CB	6-1	212	1/10/1997	4	Miami	Birmingham, Ala.	TR-24 SEA	0	0	0	0
3	Blackshear, Raheem	RB	5-9	190	6/5/1998	3	Virginia Tech	Philadelphia, Pa.	FA-22	1	0	0	0
4	Pineiro, Eddy	K	5-11	190	9/13/1995	7	Florida	Miami, Fla.	FA-22	1	0	0	0
5	Johnson, Diontae	WR	5-10	183	7/5/1996	6	Toledo	Ruskin, Fla.	TR-24 PIT	1	1	0	0
6	Sanders, Miles	RB	5-11	211	5/1/1997	6	Penn State	Pittsburgh, Pa.	FA-23	1	0	0	0
7	Clooney, Jadeveon	OLB	6-5	255	2/14/1993	11	South Carolina	Rock Hill, S.C.	FA-24	1	1	0	0
8	Horn, Jaycee	CB	6-1	200	11/26/1999	4	South Carolina	Alpharetta, Ga.	D1-21	1	1	0	0
9	Young, Bryce	QB	5-10	204	7/25/2001	2	Alabama	Pasadena, Calif.	D1-23	1	1	0	0
10	Hekker, Johnny	P	6-5	225	2/8/1990	13	Oregon State	Bothell, Wash.	FA-22	1	0	0	0
13	Hill, Troy	CB	5-11	180	8/29/1991	9	Oregon	Youngstown, Ohio	FA-23	1	1	0	0
14	Dalton, Andy	QB	6-2	220	10/29/1987	14	TCU	Katy, Texas	FA-23	1	0	0	0
15	Mingo, Jonathan	WR	6-2	225	4/20/2001	2	Mississippi	Brandon, Miss.	D2-23	1	0	0	0
17	Legette, Xavier	WR	6-3	227	1/29/2001	R	South Carolina	Mullins, S.C.	D1-24	1	0	0	0
19	Thielen, Adam	WR	6-2	200	8/22/1990	11	Minnesota State	Detroit Lakes, Minn.	FA-23	1	1	0	0
20	Fuller, Jordan	S	6-2	203	3/4/1998	5	Ohio State	Old Tappan, N.J.	FA-24	1	1	0	0
21	Scott, Nick	S	5-11	201	5/17/1995	6	Penn State	Fairfax, Va.	FA-24	1	0	0	0
22	Robinson, Jammie	S	5-11	195	1/24/2001	2	Florida State	Cordele, Ga.	D5-23	0	0	1	0
25	Woods, Xavier	S	5-11	200	7/26/1995	8	Louisiana Tech	West Monroe, La.	UFA-22 MIN	1	1	0	0
26	Smith-Wade, Chau	CB	5-11	176	9/17/2002	R	Washington State	Denver, Colo.	D5-24	1	0	0	0
27	Bartholomew, Shemar	CB	6-1	200	6/6/2000	R	Georgia Southern	Houston, Tx	WW-24 NYJ	0	0	0	0
29	Castro-Fields, Tariq	CB	6-1	197	1/14/1999	3	Penn State	Upper Marlboro, Md.	WW-24 NYJ	0	0	0	0
30	Hubbard, Chuba	RB	6-1	210	6/11/1999	4	Oklahoma State	Alberta, Canada	D4-21	1	1	0	0
32	Johnson Jr., Lonnie	S	6-2	213	11/4/1995	6	Kentucky	Gary, Ind.	FA-24	0	0	0	0
34	Boone, Mike	RB	5-10	205	7/30/1995	7	Cincinnati	Macclenny, Fla.	FA-23	1	0	0	0
44	Jansen, JJ	LS	6-2	235	1/20/1986	17	Notre Dame	Phoenix, Ariz.	TR-09 GB	1	0	0	0
46	Leota, Eku	OLB	6-4	257	5/11/1999	2	Auburn	Asheville, N.C.	FA-23	1	0	0	0
47	Jewell, Josey	LB	6-2	236	12/25/1994	7	Iowa	Decorah, Iowa	FA-24	1	1	0	0
49	Rhattigan, Jon	LB	6-0	239	2/2/1999	4	Army	Naperville, Ill.	WW-24 SEA	0	0	0	0
50	Hunt, Robert	G	6-6	335	8/25/1996	5	Louisiana-Lafayette	Burkeville, Texas	FA-24	1	1	0	0
52	Johnson, D.J.	OLB	6-4	270	10/29/1998	2	Oregon	Sacramento, Calif.	D3-23	1	0	0	0
53	Cherelus, Claudin	LB	6-2	230	2/9/1999	2	Alcorn State	Golden Gate, Fla.	WW-23 NYJ	1	0	0	0
54	Thompson, Shaq	LB	6-0	230	4/21/1994	10	Washington	Sacramento, Calif.	D1-15	1	1	0	0
56	Wallace, Trevin	LB	6-1	237	2/22/2003	R	Kentucky	Jesup, Ga.	D3-24	1	0	0	0
60	Ray, Andrew	CB	6-4	327	5/2/2001	R	Oklahoma	Broken Arrow, Okla.	UDFA-24	0	0	0	1
61	Kingston, Jarrett	OL	6-4	308	12/22/1999	R	Southern California	Anderson, Calif.	WW-24 SF	0	0	0	0
62	Zavala, Chandel	G	6-5	325	4/2/1999	2	North Carolina State	Boynton Beach, Fla.	D4-23	1	0	0	0
63	Corbett, Austin	C	6-4	305	9/5/1995	7	Nevada	Sparks, Nev.	UFA-22 LAR	1	1	0	0
68	Lewis, Damien	G	6-2	327	3/21/1997	5	LSU	Canton, Miss.	FA-24	1	1	0	0
70	Christensen, Brady	G	6-6	300	9/27/1996	4	BYU	Bountiful, Utah	D3a-21	1	0	0	0
72	Moton, Taylor	T	6-5	325	8/14/1994	8	Western Michigan	Okeons, Mich.	D2b-17	1	1	0	0
77	Nijman, Yosh	T	6-7	314	1/2/1996	5	Virginia Tech	Maplewood, N.J.	FA-24	1	0	0	0
78	Peey, Jayden	DE	6-5	308	9/3/1999	1	Texas A&M	Bellaire, Texas	FA-24	1	0	0	0
79	Ekwonu, Ikem	T	6-4	320	10/31/2000	3	North Carolina State	Charlotte, N.C.	D1-22	1	1	0	0
81	Matthews, Jordan	TE	6-3	236	7/16/1992	8	Vanderbilt	Madison, Ala.	FA-23	1	0	0	0
82	Tremble, Tommy	TE	6-4	250	6/2/2000	4	Notre Dame	Peachtree Corners, Ga.	D3b-21	0	0	0	1
83	Moore, David	WR	6-0	220	1/15/1995	7	East Central (Okla.)	Gainesville, Texas	FA-24	1	0	0	0
85	Swinson, Messiah	TE	6-7	259	4/20/2000	R	Arizona State	Bay Shore, N.Y.	FA-24	1	0	0	0
91	Thurman, Nick	DT	6-4	295	6/12/1995	3	Houston	Dallas, Texas	FA-23	1	0	0	0
93	Ray, LaBryan	DE	6-4	290	12/5/1997	2	Alabama	Madison, Ala.	FA-23	0	0	0	1
94	Robinson, A'Shawn	DE	6-4	330	3/21/1995	9	Alabama	Fort Worth, Texas	FA-24	1	1	0	0
99	Tuttle, Shy	DT	6-3	300	10/20/1995	6	Tennessee	Welcome, N.C.	FA-23	1	1	0	0

Injured Reserve (5)

23	Jackson, Dane	CB	5-11	180	11/29/1996	5	Pittsburgh	Coraopolis, Pa.	FA-24	0	0	0	0
42	Franklin Jr., Sam	S	6-3	210	2/2/1996	5	Temple	Crystal River, Fla.	FA-20	0	0	0	0
80	Thomas, Ian	TE	6-4	260	6/6/1996	7	Indiana	Baltimore, Md.	D4a-18	0	0	0	0
95	Brown, Derrick	DE	6-5	320	4/15/1998	5	Auburn	Buford, Ga.	D1-20	1	1	0	0
96	Crumedy, Jaden	DT	6-5	305	7/30/2000	R	Mississippi State	Hattiesburg, Miss.	D6-24	0	0	0	0

International Player Pathway/PS Exemption (1)

86	Olatoke, Praise	WR	6-2	197	6/23/2000	R	Ohio State	Glasgow, Scotland	FA-24	0	0	0	0
----	-----------------	----	-----	-----	-----------	---	------------	-------------------	-------	---	---	---	---

Practice Squad (14)

##	Hearn, Azizi	CB	6-1	204	6/5/1999	1	UCLA	Oceanside, Calif.	FA-24	0	0	0	0
16	Plummer, Jack	QB	6-5	215	10/21/1999	R	Louisville	Gilbert, Ariz.	UDFA-24	0	0	0	0
18	Coker, Jalen	WR	6-3	213	10/30/2001	R	Holy Cross	Sterling, Va.	UDFA-24	0	0	0	0
35	Johnson, Dillon	RB	6-0	215	6/15/2001	R	Washington	Greenville, Ms	FA-24	0	0	0	0
36	Richardson, Demani	S	6-1	215	10/7/2000	R	Texas A&M	Waxahachie, Texas	UDFA-24	0	0	0	0
41	Jackson, Tarron	OLB	6-2	254	6/22/1998	3	Coastal Carolina	Aiken, SC	FA-24	0	0	0	0
48	Incoom, Thomas	OLB	6-4	265	2/1/1999	2	Central Michigan	Stone Mountain, Ga.	FA-24	0	0	0	0
55	Dyson, Kenny	OLB	6-3	235	6/27/2001	R	Bryant	Stamford, Conn.	UDFA-24	0	0	0	0
57	Wooten, Chandler	LB	6-3	232	4/25/1999	3	Auburn	Acworth, Ga.	FA-22	0	0	0	0
65	Carter, Ja'Tyre	OL	6-3	311	1/15/1999	3	Southern	White Castle, La.	FA-24	0	0	0	0
73	Walton, Brandon	OL	6-5	300	3/18/1998	3	Florida Atlantic	Largo, FL	FA-24	0	0	0	0
75	Williams, DeShawn	DE	6-1	292	12/29/1992	6	Clemson	Central, S.C.	FA-23	0	0	0	0
88	Cain, Deon	WR	6-2	202	8/9/1996	2	Clemson	Tampa, FL	FA-24	0	0	0	0
97	Smith, T.J.	DL	6-3	300	4/19/1997	3	Arkansas	Moultrie, Ga.	FA-24	0	0	0	0

Reserve/PUP (2)

38	Barno, Amaré	OLB	6-6	245	4/26/1999	3	Virginia Tech	Blythewood, S.C.	D6a-22	0	0	0	0
98	Wonnum, D.J.	OLB	6-5	258	10/31/1997	5	South Carolina	Stone Mountain, Ga.	FA-24	0	0	0	0

POSITIONAL ROSTER

NO.	NAME	POS.	HT.	WT.	AGE	EXP.	COLLEGE	HOMETOWN	HOW ACQ.
QUARTERBACKS (3)									
9	Young, Bryce	QB	5-10	204	23	2	Alabama	Pasadena, Calif.	D1-23
14	Dalton, Andy	QB	6-2	220	36	14	TCU	Katy, Texas	FA-23
16	Plummer, Jack (PS)	QB	6-5	215	24	R	Louisville	Gilbert, Ariz.	UDFA-24
RUNNING BACKS (6)									
3	Blackshear, Raheem	RB	5-9	190	26	3	Virginia Tech	Philadelphia, Pa.	FA-22
6	Sanders, Miles	RB	5-11	211	27	6	Penn State	Pittsburgh, Pa.	FA-23
24	Brooks, Jonathan (R/NFI)	RB	6-0	207	21	R	Texas	Hallettsville, Texas	D2-24
30	Hubbard, Chuba	RB	6-1	210	25	4	Oklahoma State	Alberta, Canada	D4-21
34	Boone, Mike	RB	5-10	205	29	7	Cincinnati	MacLennay, Fla.	FA-23
35	Johnson, Dillon (PS)	RB	6-0	215	23	R	Washington	Greenville, Ms	FA-24
WIDE RECEIVERS (8)									
5	Johnson, Diontae	WR	5-10	183	28	6	Toledo	Ruskin, Fla.	TR-24 PIT
15	Mingo, Jonathan	WR	6-2	225	23	2	Mississippi	Brandon, Miss.	D2-23
17	Legette, Xavier	WR	6-3	227	23	R	South Carolina	Mullins, S.C.	D1-24
18	Coker, Jalen (PS)	WR	6-3	213	22	R	Holy Cross	Sterling, Va.	UDFA-24
19	Thielen, Adam	WR	6-2	200	34	11	Minnesota State	Detroit Lakes, Minn.	FA-23
83	Moore, David	WR	6-0	220	29	7	East Central (Okla.)	Gainesville, Texas	FA-24
86	Olatoko, Praise (IPP)	WR	6-2	197	24	R	Ohio State	Glasgow, Scotland	FA-24
88	Cain, Deon (PS)	WR	6-2	202	28	2	Clemson	Tampa, FL	FA-24
TIGHT ENDS (5)									
0	Sanders, Ja'Tavion	TE	6-4	243	21	R	Texas	Denton, Texas	D4-24
80	Thomas, Ian (IR)	TE	6-4	260	28	7	Indiana	Baltimore, Md.	D4a-18
81	Matthews, Jordan	TE	6-3	236	32	8	Vanderbilt	Madison, Ala.	FA-23
82	Tremble, Tommy	TE	6-4	250	24	4	Notre Dame	Peachtree Corners, Ga.	D3b-21
85	Swinson, Messiah	TE	6-7	259	24	R	Arizona State	Bay Shore, N.Y.	FA-24
OFFENSIVE LINE (12)									
50	Hunt, Robert	G	6-6	335	28	5	Louisiana-Lafayette	Burkeville, Texas	FA-24
60	Raym, Andrew	C	6-4	327	23	R	Oklahoma	Broken Arrow, Okla.	UDFA-24
61	Kingston, Jarrett	OL	6-4	308	24	R	Southern California	Anderson, Calif.	WF-24 SF
62	Zavala, Chandler	G	6-5	325	25	2	North Carolina State	Boynton Beach, Fla.	D4-23
63	Corbett, Austin	C	6-4	305	29	7	Nevada	Sparks, Nev.	UFA-22 LAR
65	Carter, Ja'Tyre (PS)	OL	6-3	311	25	3	Southern	White Castle, La.	FA-24
68	Lewis, Damien	G	6-2	327	27	5	LSU	Canton, Miss.	FA-24
70	Christensen, Brady	G	6-6	300	27	4	BYU	Bountiful, Utah	D3a-21
72	Moton, Taylor	T	6-5	325	30	8	Western Michigan	Okemos, Mich.	D2b-17
73	Walton, Brandon (PS)	OL	6-5	300	26	3	Florida Atlantic	Largo, FL	FA-24
77	Nijman, Yosh	T	6-7	314	28	5	Virginia Tech	Maplewood, N.J.	FA-24
79	Ekwonu, Ikem	WT	6-4	320	23	3	North Carolina State	Charlotte, N.C.	D1-22
LINEBACKERS (14)									
7	Clowey, Jadeveon	OLB	6-5	255	31	11	South Carolina	Rock Hill, S.C.	FA-24
38	Barno, Amaré (R/PUP)	OLB	6-6	245	25	3	Virginia Tech	Blythewood, S.C.	D6a-22
41	Jackson, Tarron (PS)	OLB	6-2	254	26	3	Coastal Carolina	Aiken, SC	FA-24
46	Leota, Eku	OLB	6-4	257	25	2	Auburn	Asheville, N.C.	FA-23
47	Jewell, Josey	LB	6-2	236	29	7	Iowa	Decorah, Iowa	FA-24
48	Incom, Thomas (PS)	OLB	6-4	265	25	2	Central Michigan	Stone Mountain, Ga.	FA-24
49	Rhattigan, Jon	LB	6-0	239	25	4	Army	Naperville, Ill.	WF-24 SEA
52	Johnson, D.J.	OLB	6-4	270	25	2	Oregon	Sacramento, Calif.	D3-23
53	Cherelus, Claudin	LB	6-2	230	25	2	Alcorn State	Golden Gate, Fla.	WF-23 NYJ
54	Thompson, Shaq	LB	6-0	230	30	10	Washington	Sacramento, Calif.	D1-15
55	Dyson, Kenny (PS)	OLB	6-3	235	23	R	Bryant	Stamford, Conn.	UDFA-24
56	Wallace, Trevin	LB	6-1	237	21	R	Kentucky	Jesup, Ga.	D3-24
57	Wooten, Chandler (PS)	LB	6-3	232	25	3	Auburn	Acworth, Ga.	FA-22
98	Wonnun, D.J. (R/PUP)	OLB	6-5	258	26	5	South Carolina	Stone Mountain, Ga.	FA-24
DEFENSIVE BACKS (15)									
#	Hearn, Azizi (PS)	CB	6-1	204	25	1	UCLA	Oceanside, Calif.	FA-24
2	Jackson, Mike	CB	6-1	212	27	4	Miami	Birmingham, Ala.	TR-24 SEA
6	Horn, Jaycee	CB	6-1	200	24	4	South Carolina	Alpharetta, Ga.	D1-21
13	Hill, Troy	CB	5-11	180	33	9	Oregon	Youngstown, Ohio	FA-23
20	Fuller, Jordan	S	6-2	203	26	5	Ohio State	Old Tappan, N.J.	FA-24
21	Scott, Nick	S	5-11	201	29	6	Penn State	Fairfax, Va.	FA-24
22	Robinson, Jammie	S	5-11	195	23	2	Florida State	Cordele, Ga.	D5-23
23	Jackson, Dane (IR)	CB	5-11	180	27	5	Pittsburgh	Coraopolis, Pa.	FA-24
25	Woods, Xavier	S	5-11	200	29	8	Louisiana Tech	West Monroe, La.	UFA-22 MIN
26	Smith-Wade, Chau	CB	5-11	176	21	R	Washington State	Denver, Colo.	D5-24
27	Bartholomew, Shemar	CB	6-1	200	24	R	Georgia Southern	Houston, TX	WF-24 NYJ
29	Castro-Fields, Tariq	CB	6-1	197	25	3	Penn State	Upper Marlboro, Md.	WF-24 WAS
32	Johnson Jr., Lonnie	S	6-2	213	28	6	Kentucky	Gary, Ind.	FA-24
36	Richardson, Demani (PS)	S	6-1	215	23	R	Texas A&M	Waxahachie, Texas	UDFA-24
42	Franklin Jr., Sam (IR)	S	6-3	210	28	5	Texas	Crystal River, Fla.	FA-20
DEFENSIVE LINE (9)									
75	Williams, DeShawn (PS)	DE	6-1	292	31	6	Clemson	Central, S.C.	FA-23
78	Peavy, Jayden	DE	6-5	308	25	1	Texas A&M	Bellaire, Texas	FA-24
91	Thurman, Nick	DT	6-4	295	29	3	Houston	Dallas, Texas	FA-23
93	Ray, LaBryan	DE	6-4	290	26	2	Alabama	Madison, Ala.	FA-23
94	Robinson, A'Shawn	DE	6-4	330	29	9	Alabama	Fort Worth, Texas	FA-24
95	Brown, Derrick (IR)	DE	6-5	320	26	5	Auburn	Burford, Ga.	D1-20
96	Crumedy, Jaden (IR)	DT	6-5	305	24	3	Mississippi State	Hattiesburg, Miss.	D6-24
97	Smith, T.J. (PS)	DL	6-3	300	27	R	Arkansas	Moultrie, Ga.	FA-24
99	Tuttie, Shy	DT	6-3	300	28	6	Tennessee	Welcome, N.C.	FA-23
SPECIALISTS (3)									
4	Pineiro, Eddy	K	5-11	190	28	7	Florida	Miami, Fla.	FA-22
10	Hekker, Johnny	P	6-5	225	34	13	Oregon State	Bothell, Wash.	FA-22
44	Jansen, JJ	LS	6-2	235	38	17	Notre Dame	Phoenix, Ariz.	TR-09 GB

HOW BUILT

YEAR	DRAFTEES (15)	FREE AGENTS (27)	COLLEGE FREE AGENTS			
			(1)	TRADES/WAIVERS (7)	PRACTICE SQUAD (0)	SUP. DRAFT (0)
2009				LS JJ Jansen (TR-09 GB)		
2015	LB Shaq Thompson (1)					
2017	T Taylor Moton (2)					
2021	CB Jaycee Horn (1) G Brady Christensen (3) TE Tommy Tremble (3) RB Chuba Hubbard (4)					
2022	T Ikem Ekwonu (1)	RB Raheem Blackshear (FA-22) C Austin Corbett (UFA-22 LAR) P Johnny Hekker (FA-22) K Eddy Piñeiro (FA-22)				
2023	QB Bryce Young (1) WR Jonathan Mingo (2) G Chandler Zavala (4) S Jammie Robinson (5)	RB Mike Boone (FA-23) QB Andy Dalton (FA-23) CB Troy Hill (FA-23) OLB Eku Leota (FA-23) TE Jordan Matthews (FA-23) DE LaBryan Ray (FA-23) RB Miles Sanders (FA-23) WR Adam Thielen (FA-23) DT Nick Thurman (FA-23) DT Shy Tuttle (FA-23)		LB Claudin Chelus (WV-23 NYJ)		
2024	WR Xavier Legette (1) LB Trevin Wallace (3) TE Ja'Tavion Sanders (4) CB Chau Smith-Wade (5)	OLB Jadeveon Clowney (FA-24) S Jordan Fuller (FA-24) G Robert Hunt (FA-24) CB Mike Jackson (TR-24 SEA) LB Josey Jewell (FA-24) S Lonnie Johnson Jr. (FA-'24) G Damien Lewis (FA-24) WR David Moore (FA-24) T Yosh Nijman (FA-24) DE Jayden Peevy (FA-24) DE A'Shawn Robinson (FA-24) S Nick Scott (FA-24) TE Messiah Swinson (FA-24)	C Andrew Raym (UDFA-24)	CB Shemar Bartholomew (WV-24 NYJ) CB Tariq Castro-Fields (WV-24 WAS) WR Diontae Johnson (TR-24 PIT) OL Jarrett Kingston (WV-24 SF) LB Jon Rhattigan (WV-24 SEA)		

TRANSACTIONS

DATE	POS.	NAME	TRANSACTION	DATE	POS.	NAME	TRANSACTION
10-Sep	LB	Jamie Sheriff	Waived	27-Aug	DT	Junior Aho	Waived
10-Sep	DE	Derrick Brown	Placed on injured reserve	27-Aug	TE	Jordan Matthews	Waived
10-Sep	DE	DeShawn Williams	Signed/Practice Squad	27-Aug	WR	Terrace Marshall Jr.	Waived
10-Sep	DB	Azizi Hearn	Signed/Practice Squad	27-Aug	G	Jack Anderson	Waived
10-Sep	DB	Lonnie Johnson Jr.	Signed/Active Roster	27-Aug	WR	Sam Pinckney	Waived
10-Sep	RB	Mike Boone	Signed/Active Roster	27-Aug	S	Rudy Ford	Waived
9-Sep	TE	Feleipe Franks	Waived	27-Aug	RB	Jaden Shirden	Waived
7-Sep	TE	Ian Thomas	Placed on injured reserve	27-Aug	LB	Chandler Wooten	Waived
7-Sep	TE	Feleipe Franks	Signed/Active Roster	27-Aug	RB	Mike Boone	Waived
7-Sep	CB	Keenan Isaac	Waived	27-Aug	DE	Derrick McLendon	Waived
5-Sep	OLB	Cam Gill	Waived	27-Aug	G	Mason Brooks	Waived
4-Sep	RB	Dillon Johnson	Signed/Practice Squad	27-Aug	OLB	Kenny Dyson	Waived
4-Sep	TE	Messiah Swinson	Signed/Practice Squad	27-Aug	CB	Dicaprio Bootle	Waived
3-Sep	OT	Tyler Smith	Waived	27-Aug	QB	Jack Plummer	Waived
3-Sep	OLB	K'Lavon Chaisson	Waived	27-Aug	LB	Luiji Vilain	Waived
2-Sep	LB	Tae Davis	Waived	27-Aug	TE	Feleipe Franks	Waived
2-Sep	OT	Badara Traore	Waived	27-Aug	WR	Mike Strachan	Waived
2-Sep	WR	Praise Olatoko	Signed/Practice Squad	26-Aug	WR	Tayvion Robinson	Waived
30-Aug	OT	Brandon Walton	Signed/Practice Squad	22-Aug	OL	Badara Traore	Released/injury settlement
30-Aug	WR	Deon Cain	Signed/Practice Squad	22-Aug	LB	Aaron Beasley	Signed
30-Aug	DT	Walter Palmore	Waived	22-Aug	LB	Michael Barrett	Traded to Seattle Seahawks
30-Aug	S	Alex Cook	Waived	22-Aug	DB	Michael Jackson	Acquired via trade
30-Aug	G	Mason Brooks	Waived	21-Aug	OL	Nash Jesen	Released/injury settlement
29-Aug	TE	Jordan Matthews	Signed to active roster	19-Aug	WR	Tayvion Robinson	Waived
29-Aug	CB	Lonnie Johnson Jr.	Signed/Practice Squad	19-Aug	RB	Dillon Johnson	Waived
29-Aug	LB	Thomas Incoom	Signed/Practice Squad	19-Aug	CB	Lamar Jackson	Waived
29-Aug	DE	Tarron Jackson	Signed/Practice Squad	19-Aug	QB	Jake Luton	Placed on injured reserve
29-Aug	TE	Feleipe Franks	Signed/Practice Squad	19-Aug	CB	Anthony Brown	Placed on injured reserve
29-Aug	DT	Jayden Peevy	Signed/Practice Squad	19-Aug	RB	Jaden Shirden	Signed
29-Aug	WR	Jalen Coker	Signed/Practice Squad	19-Aug	WR	Sam Pinckney	Signed
29-Aug	S	Demani Richardson	Signed/Practice Squad	19-Aug	CB	Willie Drew	Signed
29-Aug	G	Ja'Tyre Carter	Signed/Practice Squad	19-Aug	CB	Qunadre Mosley	Signed
28-Aug	G	Mason Brooks	Signed/Practice Squad	19-Aug	CB	Chris Wilcox	Signed
28-Aug	QB	Jack Plummer	Signed/Practice Squad	17-Aug	WR	Deven Thompkins	Released/injury settlement
28-Aug	DT	Walter Palmore	Signed/Practice Squad	16-Aug	LB	Jackson Mitchell	Waived
28-Aug	DT	T.J. Smith	Signed/Practice Squad	16-Aug	OL	Ike Boettger	Signed
28-Aug	OLB	Chandler Wooten	Signed/Practice Squad	15-Aug	OL	Mason Brooks	Claimed off waivers
28-Aug	S	Alex Cook	Signed/Practice Squad	15-Aug	OL	Nash Jesen	Waived
28-Aug	RB	Mike Boone	Signed/Practice Squad	14-Aug	DL	Kemoko Turay	Waived
28-Aug	TE	Jordan Matthews	Signed/Practice Squad	14-Aug	S	Clayton Isbell	Waived
28-Aug	OLB	Kenny Dyson	Signed/Practice Squad	14-Aug	S	Rudy Ford	Signed
28-Aug	G	Jarrett Kingston	Claimed off waivers	13-Aug	TE	Curtis Hodges	Released/injury settlement
28-Aug	LB	Jon Rhattigan	Claimed off waivers	13-Aug	OL	J.D. DiRenzo	Released/injury settlement
28-Aug	DT	Jamie Sheriff	Claimed off waivers	11-Aug	K	Harrison Mevis	Waived
28-Aug	CB	Tariq Castro-Fields	Claimed off waivers	11-Aug	OT	Tyler Smith	Signed
28-Aug	CB	Shemar Bartholomew	Claimed off waivers	11-Aug	WR	Deven Thompkins	Waived/injured
28-Aug	CB	Keenan Isaac	Claimed off waivers	11-Aug	CB	Willie Drew	Waived
28-Aug	S	Demani Richardson	Waived	11-Aug	RB	Jaden Shirden	Waived
28-Aug	WR	Jalen Coker	Waived	11-Aug	WR	Tayvion Robinson	Signed
28-Aug	DT	Jayden Peevy	Waived	11-Aug	OL	Jack Anderson	Signed
28-Aug	CB	D'Shawn Jamison	Waived	11-Aug	DT	Walter Palmore	Signed
28-Aug	G	Cade Mays	Waived	10-Aug	DT	Jayden Peevy	Signed
28-Aug	WR	Ihmir Smith-Marssette	Waived	8-Aug	TE	Stephen Sullivan	Released/injury settlement
28-Aug	QB	Jake Luton	Waived	8-Aug	DB	Caden Sterns	Waived/failed physical
28-Aug	CB	Lamar Jackson	Waived	6-Aug	G	J.D. DiRenzo	Waived/injured
27-Aug	RB	Jonathan Brooks	Placed on reserve/non-football injury	6-Aug	DB	Caden Sterns	Claimed off waivers
27-Aug	OLB	D.J. Wonnum	Placed on active/physically unable to perform list	5-Aug	WR	Tayvion Robinson	Waived
27-Aug	LB	Amare Barno	Placed on active/physically unable to perform list	5-Aug	TE	Jesper Horsted	Signed
27-Aug	CB	Willie Drew	Waived	5-Aug	DE	Kemoko Turay	Placed on injured reserve
27-Aug	T	Ricky Lee III	Waived	5-Aug	QB	Jake Luton	Signed
27-Aug	DT	Walter Palmore	Waived	4-Aug	WR	Devin Carter	Waived/injured
27-Aug	DT	T.J. Smith	Waived	4-Aug	TE	Jacob Hollister	Signed
27-Aug	G	Ike Boettger	Waived	3-Aug	CB	Kiondre Thomas	Waived
27-Aug	TE	Jacob Hollister	Waived	3-Aug	CB	Anthony Brown	Signed
27-Aug	TE	Jesper Horsted	Waived	3-Aug	TE	Curtis Hodges	Waived/injured
27-Aug	CB	Quandre Mosely	Waived	3-Aug	S	Clayton Isbell	Signed
27-Aug	CB	Chris Wilcox	Waived	1-Aug	TE	Stephen Sullivan	Placed on injured reserve
27-Aug	TE	Jeremiah Crawford	Waived	1-Aug	TE	Curtis Hodges	Signed
27-Aug	S	Alex Cook	Waived	31-Jul	WR	Daewood Davis	Signed
27-Aug	LB	Aaron Beasley	Waived	31-Jul	RB	Dillon Johnson	Signed
27-Aug	DT	Utumoo Ale	Waived	30-Jul	WR	Tayvion Robinson	Signed
				30-Jul	RB	Rashaad Penny	Placed on reserve/retired
				26-Jul	WR	Sam Pinckney	Waived
				26-Jul	OT	Christian Duffie	Waived

TRANSACTIONS

DATE	POS.	NAME	TRANSACTION	DATE	POS.	NAME	TRANSACTION
26-Jul	S	Clayton Isbell	Waived	9-May	RB	Jonathon Brooks	Signed rookie contract
26-Jul	WR	Cam Sims	Placed on active/physically unable to perform list	9-May	WR	Xavier Legette	Signed rookie contract
26-Jul	WR	Devin Carter	Signed	6-May	RB	Rashaad Penny	Agreed to terms
26-Jul	CB	Kiondre Thomas	Signed	27-Apr	LB	Michael Barrett	Drafted 240th overall
26-Jul	TE	Feleipe Franks	Signed	27-Apr	DT	Jaden Crumedy	Drafted 200th overall
26-Jul	OLB	Kemoko Turay	Signed	27-Apr	CB	Chau Smith	Drafted 157st overall
25-Jul	DT	Popo Aumavae	Waived	27-Apr	TE	Ja'Tavion Sanders	Drafted 101st overall
25-Jul	WR	Deven Thompkins	Signed	26-Apr	LB	Trevin Wallace	Drafted 72nd overall
23-Jul	CB	Chau Smith-Wade	Activated from active/physically unable to perform	26-Apr	RB	Jonathon Brooks	Drafted 46th overall
23-Jul	WR	Jalen Coker	Activated from active/physically unable to perform	26-Apr	CB	Jaycee Horn	Picked up fifth-year option
20-Jul	WR	Cam Sims	Placed on active/physically unable to perform list	25-Apr	WR	Xavier Legette	Drafted 32nd overall
20-Jul	CB	Chau Smith-Wade	Placed on active/physically unable to perform list	29-Mar	LB	Tae Davis	Agreed to terms
19-Jul	WR	Jalen Coker	Placed on active/physically unable to perform list	27-Mar	OLB	Jadeveon Clowney	Agreed to terms
19-Jul	OLB	Amare Barno	Placed on active/physically unable to perform list	27-Mar	S	Sam Franklin Jr.	Agreed to terms
19-Jul	OT	Yosh Nijman	Placed on active/physically unable to perform list	22-Mar	S	Nick Scott	Agreed to terms
19-Jul	OLB	DJ Wonnum	Placed on active/physically unable to perform list	19-Feb	WR	David Moore	Agreed to terms
19-Jul	RB	Jonathon Brooks	Placed on active/non-football injury list	18-Mar	T	Yosh Nijman	Agreed to terms
18-Jun	WR	Daewood Davis	Signed	16-Mar	OLB	K'Lavon Chaisson	Agreed to terms
20-May	DE	Junior Aho	Signed	15-Mar	S	Jordan Fuller	Signed
13-May	OLB	Cam Gill	Signed	14-Mar	OLB	DJ Wonnum	Agreed to terms
13-May	DE	TJ Smith	Signed	13-Mar	C	Bradley Bozeman	Released
11-May	TE	Kevin Foelsch	Waived	13-Mar	S	Vonn Bell	Released
11-May	CB	Deshawn Gaddie	Waived	13-Mar	TE	Hayden Hurst	Released
11-May	DE	Darius Hodges	Waived	13-Mar	G	Robert Hunt	Agreed to terms
10-May	DT	Ulumoo Ale	Signed to active roster	13-Mar	G	Damien Lewis	Agreed to terms
10-May	RB	Jaden Shirden	Signed to active roster	13-Mar	DT	A'Shawn Robinson	Agreed to terms
10-May	S	Demani Richardson	Signed to active roster	13-Mar	LB	Josey Jewell	Agreed to terms
10-May	C	Andrew Raym	Signed to active roster	13-Mar	CB	Dane Jackson	Agreed to terms
10-May	QB	Jack Plummer	Signed to active roster	13-Mar	OLB	Brian Burns	Traded to New York Giants
10-May	WR	Sam Pinkney	Signed to active roster	13-Mar	WR	Diontae Johnson	Acquired via trade
10-May	LB	Jackson Mitchell	Signed to active roster	13-Mar	CB	Donte Jackson	Traded to Pittsburgh Steelers
10-May	K	Harrison Mevis	Signed to active roster	13-Mar	RB	Raheem Blackshear	Tendered offer
10-May	OLB	Derrick McLendon	Signed to active roster	13-Mar	CB	Troy Hill	Agreed to terms
10-May	S	Clayton Isbell	Signed to active roster	12-Mar	WR	Ihmir Smith-Marssette	Agreed to terms
10-May	DE	Darius Hodges	Signed to active roster	11-Mar	LS	JJ Jansen	Re-signed
10-May	CB	DeShawn Gaddie	Signed to active roster	8-Jan	TE	Stephen Sullivan	Signed one-year extension
10-May	TE	Kevin Foelsch	Signed to active roster	8-Jan	DE	LaBryan Ray	Signed one-year extension
10-May	OLB	Kenny Dyson	Signed to active roster	8-Jan	DT	Nick Thurman	Signed one-year extension
10-May	OT	Christian Duffie	Signed to active roster	8-Jan	RB	Tarik Cohen	Signed to reserve/future contract
10-May	CB	Willie Drew	Signed to active roster	8-Jan	RB	Mike Boone	Signed to reserve/future contract
10-May	OT	Jeremiah Crawford	Signed to active roster	8-Jan	RB	Spencer Brown	Signed to reserve/future contract
10-May	WR	Jalen Coker	Signed to active roster	8-Jan	WR	Jalen Camp	Signed to reserve/future contract
10-May	DE	Popo Aumavae	Signed to active roster	8-Jan	WR	Cam Sims	Signed to reserve/future contract
10-May	CB	AJ Parker	Released	8-Jan	TE	Jordan Matthews	Signed to reserve/future contract
10-May	DT	Raequan Williams	Released	8-Jan	TE	Chris Pierce	Signed to reserve/future contract
10-May	OL	Ilm Manning	Released	8-Jan	T	Badara Traore	Signed to reserve/future contract
10-May	WR	Jalen Camp	Released	8-Jan	DE	Raequan Williams	Signed to reserve/future contract
10-May	TE	Chris Pierce	Released	8-Jan	CB	AJ Parker	Signed to reserve/future contract
10-May	RB	Spencer Brown	Released	8-Jan	CB	Lamar Jackson	Signed to reserve/future contract
10-May	RB	Tarik Cohen	Released	2-Jan	K	Matthew Wright	Signed to practice squad
9-May	LB	Michael Barrett	Signed rookie contract	2-Jan	WR	Jonathan Mingo	Placed on injured reserve
9-May	DT	Jaden Crumedy	Signed rookie contract	2-Jan	G	JD DiRenzo	Signed to active roster
9-May	CB	Chau Smith	Signed rookie contract	2-Jan	RB	Mike Boone	Signed to practice squad
9-May	TE	Ja'Tavion Sanders	Signed rookie contract				
9-May	LB	Trevin Wallace	Signed rookie contract				

GAME-BY-GAME STARTERS

2024 REGULAR SEASON													
OFFENSE													
DATE	OPPONENT	LT	LG	C	RG	RT	TE	WR	WR	WR	QB	RB	
9/8	at New Orleans	Nem Ekwonu	Damien Lewis	Austin Corbett	Robert Hunt	Taylor Moton	Jordan Matthews	<u>Jay Taylor Sanders</u>	Adam Thielen	Diontae Johnson	--	Bryce Young	Chuba Hubbard
9/15		--	--	--	--	--	--	--	--	--	--	--	
9/22		--	--	--	--	--	--	--	--	--	--	--	
9/29		--	--	--	--	--	--	--	--	--	--	--	
10/6		--	--	--	--	--	--	--	--	--	--	--	
10/13		--	--	--	--	--	--	--	--	--	--	--	
10/20		--	--	--	--	--	--	--	--	--	--	--	
10/27		--	--	--	--	--	--	--	--	--	--	--	
11/3		--	--	--	--	--	--	--	--	--	--	--	
11/10		--	--	--	--	--	--	--	--	--	--	--	
11/24		--	--	--	--	--	--	--	--	--	--	--	
12/1		--	--	--	--	--	--	--	--	--	--	--	
12/8		--	--	--	--	--	--	--	--	--	--	--	
12/15		--	--	--	--	--	--	--	--	--	--	--	
12/22		--	--	--	--	--	--	--	--	--	--	--	
12/29		--	--	--	--	--	--	--	--	--	--	--	
1/5		--	--	--	--	--	--	--	--	--	--	--	

2024 REGULAR SEASON													
DEFENSE													
DATE	OPPONENT	DE	DT	DE	OLB	LB	LB	OLB	CB	CB	S	S	NCB
9/8	at New Orleans	Derrick Brown	Sly Tuttle	A'Shawn Robinson	Jadeveon Clowney	Shaq Thompson	Josy Jewell	--	Jaycee Horn	Mike Jackson	Jordan Fuller	Xavier Woods	Troy Hill
9/15		--	--	--	--	--	--	--	--	--	--	--	--
9/22		--	--	--	--	--	--	--	--	--	--	--	--
9/29		--	--	--	--	--	--	--	--	--	--	--	--
10/6		--	--	--	--	--	--	--	--	--	--	--	--
10/13		--	--	--	--	--	--	--	--	--	--	--	--
10/20		--	--	--	--	--	--	--	--	--	--	--	--
10/27		--	--	--	--	--	--	--	--	--	--	--	--
11/3		--	--	--	--	--	--	--	--	--	--	--	--
11/10		--	--	--	--	--	--	--	--	--	--	--	--
11/24		--	--	--	--	--	--	--	--	--	--	--	--
12/1		--	--	--	--	--	--	--	--	--	--	--	--
12/8		--	--	--	--	--	--	--	--	--	--	--	--
12/15		--	--	--	--	--	--	--	--	--	--	--	--
12/22		--	--	--	--	--	--	--	--	--	--	--	--
12/29		--	--	--	--	--	--	--	--	--	--	--	--
1/5		--	--	--	--	--	--	--	--	--	--	--	--

Rookies underlined.

PLAYER PARTICIPATION

2023 REGULAR SEASON CAROLINA PANTHERS PLAYER PARTICIPATION																					
PLAYERS	AT NO	9/15	9/22	9/29	10/6	10/13	10/20	10/27	11/3	11/10	11/24	12/1	12/8	12/15	12/22	12/29	1/5	GP	GS	ONP	IN
Popo Aimavave	IR	-	-	-	-	-	-	-	-	-	-	-	-	-	-	-	-	0	0	0	0
Amare Barno	R/PP	-	-	-	-	-	-	-	-	-	-	-	-	-	-	-	-	0	0	0	0
Michael Barrett	Active	-	-	-	-	-	-	-	-	-	-	-	-	-	-	-	-	0	0	0	0
Rahem Blackshear	P	-	-	-	-	-	-	-	-	-	-	-	-	-	-	-	-	1	0	0	0
Mike Boone	P	-	-	-	-	-	-	-	-	-	-	-	-	-	-	-	-	1	0	0	0
Jonathon Brooks	R/NFI	-	-	-	-	-	-	-	-	-	-	-	-	-	-	-	-	0	0	0	0
Anthony Brown	IR	-	-	-	-	-	-	-	-	-	-	-	-	-	-	-	-	0	0	0	0
Derrick Brown	DE	-	-	-	-	-	-	-	-	-	-	-	-	-	-	-	-	1	1	0	0
Devin Carter	IR	-	-	-	-	-	-	-	-	-	-	-	-	-	-	-	-	0	0	0	0
Claudin Chereus	P	-	-	-	-	-	-	-	-	-	-	-	-	-	-	-	-	1	1	0	0
Brady Christensen	P	-	-	-	-	-	-	-	-	-	-	-	-	-	-	-	-	1	0	0	0
Jadeveon Clowney	OLB	-	-	-	-	-	-	-	-	-	-	-	-	-	-	-	-	1	1	0	0
Jalen Coker	PS	-	-	-	-	-	-	-	-	-	-	-	-	-	-	-	-	0	0	0	0
Austin Corbett	C	-	-	-	-	-	-	-	-	-	-	-	-	-	-	-	-	1	1	0	0
Jaden Grumedy	IR	-	-	-	-	-	-	-	-	-	-	-	-	-	-	-	-	0	0	0	0
Andy Dalton	P	-	-	-	-	-	-	-	-	-	-	-	-	-	-	-	-	0	0	0	0
Kenny Dyson	PS	-	-	-	-	-	-	-	-	-	-	-	-	-	-	-	-	0	0	0	0
Ikem Ekwonu	LT	-	-	-	-	-	-	-	-	-	-	-	-	-	-	-	-	1	1	0	0
Sam Franklin Jr.	IR	-	-	-	-	-	-	-	-	-	-	-	-	-	-	-	-	0	0	0	0
Felipe Franks	P	-	-	-	-	-	-	-	-	-	-	-	-	-	-	-	-	1	0	0	0
Jordan Fuller	S	-	-	-	-	-	-	-	-	-	-	-	-	-	-	-	-	1	1	0	0
Johnny Hekker	P	-	-	-	-	-	-	-	-	-	-	-	-	-	-	-	-	1	0	0	0
Troy Hill	CB	-	-	-	-	-	-	-	-	-	-	-	-	-	-	-	-	1	1	0	0
Jaycee Horn	CB	-	-	-	-	-	-	-	-	-	-	-	-	-	-	-	-	1	1	0	0
Chuba Hubbard	RB	-	-	-	-	-	-	-	-	-	-	-	-	-	-	-	-	1	1	0	0
Robert Hunt	RG	-	-	-	-	-	-	-	-	-	-	-	-	-	-	-	-	1	1	0	0
Dane Jackson	IR	-	-	-	-	-	-	-	-	-	-	-	-	-	-	-	-	0	0	0	0
Lamar Jackson	IR	-	-	-	-	-	-	-	-	-	-	-	-	-	-	-	-	0	0	0	0
JJ Jansen	P	-	-	-	-	-	-	-	-	-	-	-	-	-	-	-	-	1	0	0	0
Jose Jewell	LB	-	-	-	-	-	-	-	-	-	-	-	-	-	-	-	-	1	1	0	0
Dillon Johnson	PS	-	-	-	-	-	-	-	-	-	-	-	-	-	-	-	-	0	0	0	0
Diontae Johnson	WR	-	-	-	-	-	-	-	-	-	-	-	-	-	-	-	-	1	1	0	0
D.J. Johnson	P	-	-	-	-	-	-	-	-	-	-	-	-	-	-	-	-	1	0	0	0
Xavier Legette	P	-	-	-	-	-	-	-	-	-	-	-	-	-	-	-	-	1	0	0	0
Eau Leota	P	-	-	-	-	-	-	-	-	-	-	-	-	-	-	-	-	1	0	0	0
Damen Lewis	LG	-	-	-	-	-	-	-	-	-	-	-	-	-	-	-	-	1	1	0	0
Jake Luton	IR	-	-	-	-	-	-	-	-	-	-	-	-	-	-	-	-	0	0	0	0
Jordan Matthews	TE	-	-	-	-	-	-	-	-	-	-	-	-	-	-	-	-	1	1	0	0
Jonathan Mingo	P	-	-	-	-	-	-	-	-	-	-	-	-	-	-	-	-	1	0	0	0
David Moore	P	-	-	-	-	-	-	-	-	-	-	-	-	-	-	-	-	1	0	0	0
Taylor Moton	RT	-	-	-	-	-	-	-	-	-	-	-	-	-	-	-	-	1	1	0	0
Yosh Nijman	P	-	-	-	-	-	-	-	-	-	-	-	-	-	-	-	-	1	0	0	0
Praise Olatoke	JPP	-	-	-	-	-	-	-	-	-	-	-	-	-	-	-	-	0	0	0	0
Jayden Peevy	P	-	-	-	-	-	-	-	-	-	-	-	-	-	-	-	-	1	0	0	0
Eddy Piñero	P	-	-	-	-	-	-	-	-	-	-	-	-	-	-	-	-	1	0	0	0
Jack Plummer	PS	-	-	-	-	-	-	-	-	-	-	-	-	-	-	-	-	0	0	0	0
LaBryan Ray	N	-	-	-	-	-	-	-	-	-	-	-	-	-	-	-	-	0	0	0	1
Andrew Raym	N	-	-	-	-	-	-	-	-	-	-	-	-	-	-	-	-	0	0	0	1
Demari Richardson	PS	-	-	-	-	-	-	-	-	-	-	-	-	-	-	-	-	0	0	0	0
A Shawn Robinson	DE	-	-	-	-	-	-	-	-	-	-	-	-	-	-	-	-	1	1	0	0
Jamme Robinson	N	-	-	-	-	-	-	-	-	-	-	-	-	-	-	-	-	0	0	0	1
Ja'Tavion Sanders	TE	-	-	-	-	-	-	-	-	-	-	-	-	-	-	-	-	1	1	0	0
Miles Sanders	P	-	-	-	-	-	-	-	-	-	-	-	-	-	-	-	-	1	0	0	0
Nick Scott	P	-	-	-	-	-	-	-	-	-	-	-	-	-	-	-	-	1	0	0	0
Chau Smith-Wade	P	-	-	-	-	-	-	-	-	-	-	-	-	-	-	-	-	1	0	0	0
T.J. Smith	PS	-	-	-	-	-	-	-	-	-	-	-	-	-	-	-	-	0	0	0	0
Tyler Smith	IR	-	-	-	-	-	-	-	-	-	-	-	-	-	-	-	-	0	0	0	0
Adam Thielen	WR	-	-	-	-	-	-	-	-	-	-	-	-	-	-	-	-	1	1	0	0
Ian Thomas	IR	-	-	-	-	-	-	-	-	-	-	-	-	-	-	-	-	0	0	0	0
Shan Thompson	LB	-	-	-	-	-	-	-	-	-	-	-	-	-	-	-	-	1	1	0	0
Nick Thurman	P	-	-	-	-	-	-	-	-	-	-	-	-	-	-	-	-	1	0	0	0
Badara Traore	IR	-	-	-	-	-	-	-	-	-	-	-	-	-	-	-	-	0	0	0	0
Tommy Tremble	N	-	-	-	-	-	-	-	-	-	-	-	-	-	-	-	-	0	0	0	1
Shy Tuttle	DT	-	-	-	-	-	-	-	-	-	-	-	-	-	-	-	-	1	1	0	0
Trevin Wallace	P	-	-	-	-	-	-	-	-	-	-	-	-	-	-	-	-	1	0	0	0
Raequan Williams	IR	-	-	-	-	-	-	-	-	-	-	-	-	-	-	-	-	0	0	0	0
D.J. Wonnum	R/PP	-	-	-	-	-	-	-	-	-	-	-	-	-	-	-	-	0	0	0	0
Xavier Woods	S	-	-	-	-	-	-	-	-	-	-	-	-	-	-	-	-	1	1	0	0
Chandler Wooten	PS	-	-	-	-	-	-	-	-	-	-	-	-	-	-	-	-	0	0	0	0
Bryce Young	QB	-	-	-	-	-	-	-	-	-	-	-	-	-	-	-	-	1	1	0	0
Chandler Zavala	P	-	-	-	-	-	-	-	-	-	-	-	-	-	-	-	-	1	0	0	0

CAPS/Bold = Starter, ONP = Did not play, P = Played, INA = Inactive, IR = Injured Reserve, - = Not with team

2024 TEAM STATS

CAROLINA PANTHERS / REGULAR SEASON WEEK 1 / THROUGH SUNDAY, SEPTEMBER 8, 2024

WON 0, LOST 1

09/08 L 10-47 at New Orleans 70,007

2024 TEAM STATISTICS

	CAR	OPP.
FIRST DOWNS	11	22

Rushing	2	13
Passing	7	7
Penalty	2	2
Third Down-Made/Att	1/10	7/13
Third Down Efficiency	10.0%	53.8%
Fourth Down-Made/Att	1/3	0/0
Fourth Down Efficiency	33.3%	0.0%

TOTAL NET YARDS 193 379

Avg. Per Game	193.0	379.0
Total Plays	55	62
Avg. Per Play	3.5	6.1

NET YARDS RUSHING 58 180

Avg. Per Game	58.0	180.0
Total Rushes	20	37
Avg. Per Rush	2.9	4.9

NET YARDS PASSING 135 199

Avg. Per Game	135.0	199.0
Sacked/Yards Lost	4/26	1/1
Gross Yards	161	200
Attempts/Completions	31/13	24/19
Pct. of Completion	41.9%	79.2%
Had Intercepted	2	0

PUNTS/AVERAGE 5/38.2 2/36.5

Net Punting Average 26.2 36.5

PUNT RETURN/AVG. 0/0 4/15.0

NICKOFF RETURN/AVG. 9/25.8 2/32.5

INTERCEPTION RETURN/AVG. 0/0.0 2/1.0

PENALTIES/YARDS 6/80 10/95

FUMBLES/BALL LOST 1/1 1/1

TOUCHDOWNS 1 5

Rushing	1	2
Passing	0	3
Returns	0	0

EXTRA POINTS/ATTEMPTS 1/1 5/5

TWO POINT CONVERSION/ATT. 0/0 0/0

FIELD GOALS/ATTEMPTS 1/1 4/4

AVG. TIME OF POSSESSION 23:21 36:39

SCORE BY PERIODS	Q1	Q2	Q3	Q4	OT	PTS
TEAM	0	3	7	0	0	10
OPONENTS	17	13	7	10	0	47

SCORING	TD	RU	PA	RT	K-PAT	FG	2PT	S	PTS
B. Young	1	1	0	0	0/0	0/0	0	0	6
E. Pileiro	0	0	0	0	1/1	1/1	0	0	4
TEAM	1	1	0	0	1/1	1/1	0	0	10
OPONENTS	5	2	3	0	5/5	4/4	0	0	47

2-Pt Conv: TM 0-0, OPP 0-0

E. Pileiro: (43G)

OPP: (57G, 44G, 52G, 39G)

SACKS: E. Leota 1.0, TM 1.0, OPP 4.0

PASSING	ATT	CMP	YDS	CMP%	YDS/ATT	TD	TD%	INT	INT%	LONG	SACK	LOST	RATING
B. Young	30	13	161	43.3%	5.4	0	0.0	2	6.7	35	4	26	32.8
A. Dalton	1	0	0	0.0	0.0	0	0.0	0	0.0	0	0	0	39.6
TEAM	31	13	161	41.9	5.2	0	0.0	2	6.5	35	4	26	31.8
OPONENTS	24	19	200	79.2	8.3	3	12.5	0	0.0	59t	1	1	141.0

RUSHING	NO.	YDS	AVG	LONG	TD
M. Sanders	5	22	4.4	8	0
C. Hubbard	6	14	2.3	7	0
B. Young	4	12	3.0	4	1
M. Boone	4	7	1.8	5	0
J. Mingo	1	3	3.0	3	0
TEAM	20	58	2.9	8	1
OPONENTS	37	160	4.9	17	2

RECEIVING	TAR	NO.	YDS	AVG	LONG	TD
X. Legette	7	4	35	8.8	18	0
D. Johnson	6	2	19	9.5	11	0
J. Mingo	5	2	40	20.0	35	0
A. Thielen	4	3	49	16.3	32	0
D. Moore	3	1	14	14.0	14	0
M. Sanders	2	0	0	0.0	0	0
J. Sanders	1	1	4	4.0	4	0
J. Matthews	1	0	0	0.0	0	0
TEAM	29	13	161	12.4	35	0
OPONENTS	24	19	200	10.5	59t	3

INTERCEPTIONS	NO.	YDS	AVG	LONG	TD
OPONENTS	2	2	1.0	7	0

FUMBLES	FUM	LST	FF	REC	TD
J. Mingo	1	1	0	0	0
TEAM	1	1	0	0	0
OPONENTS	1	1	0	0	0

PUNTING	NO.	YDS	AVG	NET	TB	IN	LG	B
J. Hekker	5	191	38.2	26.2	0	0	53	0
TEAM	5	191	38.2	26.2	0	0	53	0
OPONENTS	2	73	36.5	36.5	0	1	38	0

PUNT RETURNS	RET	FC	YDS	AVG	LONG	TD
OPONENTS	4	0	60	15.0	47	0

KICKOFF RETURNS	NO.	YDS	AVG	LONG	TD
R. Blackshear	3	204	25.5	31	0
X. Legette	1	28	28.0	28	0
TEAM	9	232	25.8	31	0
OPONENTS	2	65	32.5	33	0

FIELD GOALS	1-19	20-29	30-39	40-49	50+
E. Pileiro	0/0	0/0	0/0	1/1	0/0
TEAM	0/0	0/0	0/0	1/1	0/0
OPONENTS	0/0	0/0	1/1	1/1	2/2

SCORING BREAKDOWN & TURNOVER SUMMARY

(AS OF SEP 10, 2024, 12:04 PM EDT)											2024 : REGULAR SEASON						
DATE	OPPONENT	W/L/T	PANTHERS							OPPONENTS					POINT DIFF	OVERALL RECORD	
			1ST	2ND	3RD	4TH	OT	TOTAL	1ST	2ND	3RD	4TH	OT	TOTAL			
09/08	at New Orleans	L	0	3	7	0	--	10	17	13	7	10	--	47	-37	0-1	
2024 TOTALS			0-1	0	3	7	0	--	10	17	13	7	10	--	47	-37	0-1
AVG/GAME				0.0	3.0	7.0	0.0	--	10.0	17.0	13.0	7.0	10.0	--	47.0	-37.0	

DATE	OPPONENT	CAR +/- RATIO	CAR TAKES	POINTS OFF TAKES	CAR GIVES	POINTS OFF GIVES	POINTS OFF TO RATIO
09/08	at New Orleans	-2	1 (1 FUM, 0 INT)	0	3 (1 FUM, 2 INT)	13	-13
09/15		--	--	--	--	--	--
09/22		--	--	--	--	--	--
09/29		--	--	--	--	--	--
10/06		--	--	--	--	--	--
10/13		--	--	--	--	--	--
10/20		--	--	--	--	--	--
10/27		--	--	--	--	--	--
11/03		--	--	--	--	--	--
11/10		--	--	--	--	--	--
11/24		--	--	--	--	--	--
12/01		--	--	--	--	--	--
12/08		--	--	--	--	--	--
12/15		--	--	--	--	--	--
12/22		--	--	--	--	--	--
12/29		--	--	--	--	--	--
01/05		--	--	--	--	--	--
TOTALS		-2	1 (1 FUM, 0 INT)	0	3 (1 FUM, 2 INT)	13	-13

SCORING DRIVES

PANTHERS 2024 REGULAR SEASON SCORING DRIVES

DATE	OPPONENT	ACQUIRED	DRIVE START	PLAYS	YARDS	Q-TIME	FIRST DOWNS	SCORING PLAY	CAR	OPP
09/08	at New Orleans	Kickoff Kickoff	CAR 30 CAR 25	8 8	45 75	Q2-1:18 Q3-3:32	3 4	E. Pileiro: 43-yard FG B. Young: 3-yard run	3 10	30 37
09/15	--	--	--	--	--	--	--	--	--	--
09/22	--	--	--	--	--	--	--	--	--	--
09/29	--	--	--	--	--	--	--	--	--	--
10/06	--	--	--	--	--	--	--	--	--	--
10/13	--	--	--	--	--	--	--	--	--	--
10/20	--	--	--	--	--	--	--	--	--	--
10/27	--	--	--	--	--	--	--	--	--	--
11/03	--	--	--	--	--	--	--	--	--	--
11/10	--	--	--	--	--	--	--	--	--	--
11/24	--	--	--	--	--	--	--	--	--	--
12/01	--	--	--	--	--	--	--	--	--	--
12/08	--	--	--	--	--	--	--	--	--	--
12/15	--	--	--	--	--	--	--	--	--	--
12/22	--	--	--	--	--	--	--	--	--	--
12/29	--	--	--	--	--	--	--	--	--	--
01/05	--	--	--	--	--	--	--	--	--	--
AVG			8.0	60.0	2:25	3.5				
TOTALS			16	120	4:50	7				

BIG PASS PLAYS (20+ YARDS)

2024 REGULAR SEASON - BIG PASS PLAYS (20+ YARDS)											
DATE	OPPONENT	QTR	PANTHERS PLAYER	YDS.	DOWN	RESULT	QTR	OPP. PLAYER	YDS.	DOWN	RESULT
09/08	at New Orleans	3 4	Byrce Young -> Jonathan Mingo Byrce Young -> Adam Thielen	35 32	1-10-NO 38 2-5-CAR 45	Touchdown Downs	1 4	Derek Carr -> Rashid Shaheed Derek Carr -> Foster Moreau	59T 22	3-4-NO 41 1-10-CAR 36	Touchdown Touchdown
11/24	Kansas City	--	--	--	--	--	--	--	--	--	--
12/22	Arizona	--	--	--	--	--	--	--	--	--	--
10/13	Atlanta	--	--	--	--	--	--	--	--	--	--
01/05	at Atlanta	--	--	--	--	--	--	--	--	--	--
09/15	L.A. Chargers	--	--	--	--	--	--	--	--	--	--
09/22	at Las Vegas	--	--	--	--	--	--	--	--	--	--
09/29	Cincinnati	--	--	--	--	--	--	--	--	--	--
10/06	at Chicago	--	--	--	--	--	--	--	--	--	--
10/20	at Washington	--	--	--	--	--	--	--	--	--	--
10/27	at Denver	--	--	--	--	--	--	--	--	--	--
11/03	New Orleans	--	--	--	--	--	--	--	--	--	--
11/10	N.Y. Giants	--	--	--	--	--	--	--	--	--	--
12/01	Tampa Bay	--	--	--	--	--	--	--	--	--	--
12/08	at Philadelphia	--	--	--	--	--	--	--	--	--	--
12/15	Dallas	--	--	--	--	--	--	--	--	--	--
12/29	at Tampa Bay	--	--	--	--	--	--	--	--	--	--
TOTALS			2 - 67 (33.5), 0 TDS					2 - 81 (40.5), 1 TDS			

BIG RUN PLAYS (10+ YARDS)

2024 REGULAR SEASON - BIG RUN PLAYS (10+ YARDS)											
DATE	OPPONENT	QTR	PANTHERS PLAYER	YDS.	DOWN	RESULT	QTR	OPP. PLAYER	YDS.	DOWN	RESULT
09/08	at New Orleans		NONE				1	Alvin Kamara	11	1-15-CAR 45	Field Goal
							1	Taysom Hill	12	1-10-NO 35	Touchdown
							1	Alvin Kamara	17	2-10-CAR 22	Touchdown
							2	Alvin Kamara	17	3-7-50	Field Goal
							4	Jamaal Williams	14T	1-10-CAR 14	Touchdown
11/24	Kansas City	--	--	--	--	--	--	--	--	--	--
12/22	Arizona	--	--	--	--	--	--	--	--	--	--
10/13	Atlanta	--	--	--	--	--	--	--	--	--	--
01/05	at Atlanta	--	--	--	--	--	--	--	--	--	--
09/15	L.A. Chargers	--	--	--	--	--	--	--	--	--	--
09/22	at Las Vegas	--	--	--	--	--	--	--	--	--	--
09/29	Cincinnati	--	--	--	--	--	--	--	--	--	--
10/06	at Chicago	--	--	--	--	--	--	--	--	--	--
10/20	at Washington	--	--	--	--	--	--	--	--	--	--
10/27	at Denver	--	--	--	--	--	--	--	--	--	--
11/03	New Orleans	--	--	--	--	--	--	--	--	--	--
11/10	N.Y. Giants	--	--	--	--	--	--	--	--	--	--
12/01	Tampa Bay	--	--	--	--	--	--	--	--	--	--
12/08	at Philadelphia	--	--	--	--	--	--	--	--	--	--
12/15	Dallas	--	--	--	--	--	--	--	--	--	--
12/29	at Tampa Bay	--	--	--	--	--	--	--	--	--	--
TOTALS			0 - 0 (0), 0 TDS					5 - 71 (14.2), 1 TDS			

DRIVE CHARTS

WEEK 1: PANTHERS 10, SAINTS 47

SEPTEMBER 8, 2024

PANTHERS

SAINTS

#	RECD	LOST	POSS	OBTAINED	BEGAN	PLAYS	YDS	PEN	NET	1ST ENDED	GIVEN UP
1	12:08	11:54	0:14	Kickoff	CAR 27	1	0	0	0	CAR 27	Int
2	10:04	07:01	3:03	Kickoff	CAR 26	5	15	0	15	CAR 41	Punt
3	01:23	12:10	4:13	Kickoff	CAR 25	6	17	-9	8	CAR 33	Punt
4	07:03	06:05	0:58	Kickoff	CAR 33	2	7	0	7	CAR 37	Fumble
5	02:08	01:24	0:44	Kickoff	CAR 15	3	-5	0	-5	CAR 10	Punt
6	01:18	00:00	1:18	Kickoff	CAR 30	8	40	5	45	3 NO 25	Field Goal
7	15:00	13:53	1:07	Kickoff	CAR 26	3	-2	-5	-7	0 CAR 19	Int
8	08:27	04:55	3:32	Kickoff	CAR 25	8	60	15	75	4 NO 3	TD
9	13:08	11:21	1:47	Kickoff	CAR 32	3	-7	0	-7	0 CAR 25	Punt
10	10:38	06:51	3:47	Kickoff	CAR 30	8	56	-5	51	2 NO 19	Downs
11	04:29	04:07	0:22	Punt		4	5	0	5	0 NO 45	Downs
12	02:16	01:06	1:10	Punt	CAR 13	3	6	0	6	0 CAR 19	Punt
13	01:06	00:00	1:06	Muffed Punt	NO 45	2	1	0	1	0 NO 44	End Game

#	RECD	LOST	POSS	OBTAINED	BEGAN	PLAYS	YDS	PEN	NET	1ST ENDED	GIVEN UP
1	15:00	12:08	2:52	Kickoff	NO 24	5	76	0	76	2 NO 41	TD
2	11:54	10:04	1:50	Int	CAR 40	4	6	-5	1	0 CAR 39	Field Goal
3	07:01	01:23	5:38	Punt	NO 21	11	79	0	79	6 CAR 3	TD
4	12:10	07:03	5:07	Punt	NO 26	9	33	15	48	2 CAR 26	Field Goal
5	06:05	02:08	3:57	Fumble	CAR 43	7	19	-10	9	1 CAR 34	Field Goal
6	01:24	01:18	0:06	Punt	CAR 16	1	16	0	16	1 CAR 16	TD
7	13:53	08:27	5:26	Int	NO 43	9	56	1	57	5 CAR 1	TD
8	04:55	13:08	6:47	Kickoff	NO 36	12	43	0	43	3 CAR 21	Field Goal
9	11:21	10:38	0:43	Punt	CAR 36	2	36	0	36	2 CAR 14	TD
10	06:51	04:29	2:22	Downs	NO 19	3	8	0	8	0 NO 27	Punt
11	04:07	02:16	1:51	Downs	NO 45	3	7	0	7	0 CAR 48	Punt

GAME SUMMARIES



10

WEEK 1

Carolina Panthers 10, New Orleans Saints 47
70,007 🦅 Caesars Superdome 🦅 Sep 8, 2024



47

Carolina Panthers	0	3	7	0	—	10
New Orleans Saints	17	13	7	10	—	47

SCORING DRIVES

TEAM	QTR	TIME	SCORING PLAY	CAR	NO
Saints	1	12:08	R.Shaheed 59 yd. pass from D.Carr (B.Grupe kick) (5-76, 2:52)	0	7
Saints	1	10:04	B.Grupe 57 yd. Field Goal (4-1, 1:50)	0	10
Saints	1	01:23	F.Moreau 3 yd. pass from D.Carr (B.Grupe kick) (11-79, 5:38)	0	17
Saints	2	07:03	B.Grupe 44 yd. Field Goal (9-48, 5:07)	0	20
Saints	2	02:08	B.Grupe 52 yd. Field Goal (7-9, 3:57)	0	23
Saints	2	01:18	J.Johnson 16 yd. pass from D.Carr (B.Grupe kick) (1-16, 0:06)	0	30
Panthers	2	00:00	E.Pineiro 43 yd. Field Goal (8-45, 1:18)	3	30
Saints	3	08:27	A.Kamara 1 yd. run (B.Grupe kick) (9-57, 5:26)	3	37
Panthers	3	04:55	B.Young 3 yd. run (E.Pineiro kick) (8-75, 3:32)	10	37
Saints	4	13:08	B.Grupe 39 yd. Field Goal (12-43, 6:47)	10	40
Saints	4	10:38	Ja.Williams 14 yd. run (B.Grupe kick) (2-36, 0:43)	10	47

NEW ORLEANS SAINTS

OFFENSE		DEFENSE	
WR 12	C. Olave	DT 90	B. Bresse
WR 22	R. Shaheed	DT 93	N. Shephard
TE 87	F. Moreau	CB 29	P. Adebayo
C 78	E. McCoy	CB 23	M. Lattimore
C 51	C. Ruiz		
QB 4	D. Carr		
QB 7	T. Hill		
RB 41	A. Kamara		

CAROLINA PANTHERS

OFFENSE		DEFENSE	
LT 79	I. Ekwonu	DE 95	D. Brown
LG 68	D. Lewis	DT 99	S. Tuttle
C 63	A. Corbett	DE 94	A. Robinson
RG 50	R. Hunt	OLB 7	J. Clowney
RT 72	T. Moton	LB 54	S. Thompson
TE 81	J. Matthews	LB 47	J. Jewell
TE 0	J. Sanders	CB 8	J. Horn
WR 19	A. Thielen	CB 2	M. Jackson
WR 5	D. Johnson	S 20	J. Fuller
QB 9	B. Young	S 25	X. Woods
RB 30	C. Hubbard	NCB 13	T. Hill

CAROLINA PANTHERS

PASSING	ATT	CP	YDS	SK/YD	TD	LG	INT	RTG
Bryce Young	30	13	161	4/26	0	35	2	32.8
Andy Dalton	1	0	0	0/0	0	0	0	39.6
TOTAL	31	13	161	4/26	0	35	2	31.8

RUSHING	ATT	YDS	AVG	LG	TD
Miles Sanders	5	22	4.4	8	0
Chuba Hubbard	6	14	2.3	7	0
Bryce Young	4	12	3.0	4	1
Mike Boone	4	7	1.8	5	0
Jonathan Mingo	1	3	3.0	3	0
TOTAL	20	58	2.9	8	1

RECEIVING	NO	YDS	AVG	LG	TD
Xavier Legette	4	35	8.8	18	0
Adam Thielen	3	49	16.3	32	0
Jonathan Mingo	2	40	20.0	35	0
Diontae Johnson	2	19	9.5	11	0
David Moore	1	14	14.0	14	0
Ja'Tavion Sanders	1	4	4.0	4	0
TOTAL	13	161	12.4	35	0

TOP DEFENSE	TOT	SOLO	AST	SCK	YDS	INT
Shaq Thompson	10	4	6	0.0	0.0	0
A'Shawn Robinson	9	5	4	0.0	0.0	0
Xavier Woods	8	5	3	0.0	0.0	0

FIELD GOALS	FGM/FGA	PERCENT	RESULTS
Eddy Pineiro	1-1	100.0	43G
TOTAL	1-1	100.0	

NEW ORLEANS SAINTS

PASSING	ATT	CP	YDS	SK/YD	TD	LG	INT	RTG
Derek Carr	23	19	200	1/1	3	59T	0	142.5
Jake Haener	1	0	0	0/0	0	0	0	39.6
TOTAL	24	19	200	1/1	3	59T	0	141.0

RUSHING	ATT	YDS	AVG	LG	TD
Alvin Kamara	15	83	5.5	17	1
Jamaal Williams	11	38	3.5	14T	1
Taysom Hill	5	35	7.0	12	0
Derek Carr	2	13	6.5	8	0
Jordan Mims	4	11	2.8	5	0
TOTAL	37	180	4.9	17	2

RECEIVING	NO	YDS	AVG	LG	TD
Alvin Kamara	5	27	5.4	18	0
Foster Moreau	4	43	10.8	22	1
Rashid Shaheed	3	73	24.3	59T	1
Juwan Johnson	2	26	13.0	16T	1
Chris Olave	2	11	5.5	17	0
Jamaal Williams	1	13	13.0	13	0
Mason Tipton	1	6	6.0	6	0
Taysom Hill	1	1	1.0	1	0
TOTAL	19	200	10.5	59T	3

TOP DEFENSE	TOT	SOLO	AST	SCK	YDS	INT
Alontae Taylor	6	5	1	3.0	26.0	0
Paulson Adebayo	5	4	1	0.0	0.0	0
Tyrann Mathieu	4	4	0	0.0	0.0	0

FIELD GOALS	FGM/FGA	PERCENT	RESULTS
Blake Grupe	4-4	100.0	57G, 44G, 52G, 39G
TOTAL	4-4	100.0	

Team Statistics

	Panthers	Saints
First Downs	11	22
3rd-Down Eff. (Made/Att/Pct)	1/10/10%	7/13/54%
4th-Down Eff. (Made/Att/Pct)	1/3/33%	0/0/0%
Total Net Yards	193	379
Total Plays	55	62
Yards Per Play	3.5	6.1
Rushes/Net Yards	20/58	37/180
Net Passing	135	199
Pass Attempts/Completions	31/13	24/19
Had Intercepted	2	0
Sacked/Yards Lost	4/26	1/1
Punts/Average	5/38.2	2/36.5
Penalties/Yards	6/80	10/95
Fumbles/Lost	1/1	1/1
Possession Time	23:21	36:39

***ALL-TIME
STATISTICAL LEADERS***



ALL-TIME CAREER SCORERS

SCORING	YEARS	TD	TDr	TDp	TDrt	FG - ATT	PAT - ATT	2pt	S	PTS
Kasay, John	1995-2010	0	0	0	0	351 - 424	429 - 438	0	0	1482
Gano, Graham	2012-2019	0	0	0	0	165 - 193	247 - 260	0	0	742
Smith, Steve	2001-2013	75	2	67	6	0 - 0	0 - 0	2	0	454
Newton, Cam	2011-2019, 2021	63	63	0	0	0 - 0	0 - 0	2	0	382
Stewart, Jonathan	2008-2017	58	51	7	0	0 - 0	0 - 0	0	0	348
Williams, DeAngelo	2006-2014	53	46	7	0	0 - 0	0 - 0	2	0	322
Muhammad, Muhsin	1996-2004; 2008-09	50	0	50	0	0 - 0	0 - 0	2	0	304
McCaffrey, Christian	2017-2022	50	32	18	0	0 - 0	0 - 0	1	0	302
Walls, Wesley	1996-2002	44	0	44	0	0 - 0	0 - 0	0	0	264
Olsen, Greg	2011-2019	39	0	39	0	0 - 0	0 - 0	2	0	238
Slye, Joey	2019-2020	0	0	0	0	54 - 68	64 - 71	0	0	226
Pineiro, Eddy	2022-2024	0	0	0	0	59 - 65	48 - 53	0	0	225
Funchess, Devin	2015-2018	21	0	21	0	0 - 0	0 - 0	1	0	128
Moore, DJ	2018-2022	21	0	21	0	0 - 0	0 - 0	1	0	128
Davis, Stephen	2003-2005	20	20	0	0	0 - 0	0 - 0	0	0	120
Ginn Jr., Ted	2013, 2015-2016	19	0	19	0	0 - 0	0 - 0	0	0	114
Samuel, Curtis	2017-2020	19	5	14	0	0 - 0	0 - 0	0	0	114
Tolbert, Mike	2012-2016	19	13	6	0	0 - 0	0 - 0	0	0	114
Mare, Olindo	2011	0	0	0	0	22 - 28	44 - 45	0	0	110
Benjamin, Kelvin	2014-2017	18	0	18	0	0 - 0	0 - 0	0	0	108
Biakabutuka, Tshimanga	1996-2001	17	14	3	0	0 - 0	0 - 0	0	0	102
Nedney, Joe	2000	0	0	0	0	26 - 28	20 - 20	0	0	98
Foster, DeShaun	2002-2007	14	10	4	0	0 - 0	0 - 0	0	0	84
Gonzalez, Zane	2021-2022	0	0	0	0	20 - 22	22 - 23	0	0	82
Carrier, Mark	1995-1998	13	0	13	0	0 - 0	0 - 0	0	0	78
Hubbard, Chuba	2021 - 2024	13	12	1	0	0 - 0	0 - 0	0	0	78
LaFell, Brandon	2010-2013	13	0	13	0	0 - 0	0 - 0	0	0	78
Lane, Fred	1997-1999	13	13	0	0	0 - 0	0 - 0	0	0	78
Jeffers, Patrick	1999-2001	12	0	12	0	0 - 0	0 - 0	0	0	72
Ismail, Raghieb	1996-1998	11	1	10	0	0 - 0	0 - 0	0	0	66
Graham, Shayne	2002	0	0	0	0	13 - 18	21 - 21	0	0	60
Anderson, Robbie	2020 - 2022	9	0	9	0	0 - 0	0 - 0	1	0	56
Goings, Nick	2001-2008	9	6	3	0	0 - 0	0 - 0	1	0	56
Johnson, Anthony	1995-1999	9	7	2	0	0 - 0	0 - 0	1	0	56
Floyd, William	1998-2000	9	7	2	0	0 - 0	0 - 0	0	0	54
Green, Willie	1995-1996	9	0	9	0	0 - 0	0 - 0	0	0	54
Hoover, Brad	2000-2009	9	3	6	0	0 - 0	0 - 0	0	0	54
King, Jeff	2006-2010	9	0	9	0	0 - 0	0 - 0	0	0	54
Mangum, Kris	1997-2006	9	0	9	0	0 - 0	0 - 0	0	0	54

ALL-TIME CAREER SCORERS

SCORING	YEARS	TD	TDr	TDp	TDrt	FG - ATT	PAT - ATT	2pt	S	PTS
Tremble, Tommy	2021 - 2024	8	1	7	0	0 - 0	0 - 0	1	0	50
Brown, Corey	2014-2016	8	0	7	1	0 - 0	0 - 0	0	0	48
Carter, Drew	2004-2007	8	0	8	0	0 - 0	0 - 0	0	0	48
Davis, Mike	2019-2020	8	6	2	0	0 - 0	0 - 0	0	0	48
Proehl, Ricky	2003-2005	8	0	8	0	0 - 0	0 - 0	0	0	48
Cunningham, Richie	1999-2000	0	0	0	0	8 - 10	22 - 23	0	0	46
Colbert, Keary	2004-2007	7	0	7	0	0 - 0	0 - 0	1	0	44
Medlock, Justin	2012	0	0	0	0	7 - 10	23 - 23	0	0	44
Darnold, Sam	2021 - 2022	7	7	0	0	0 - 0	0 - 0	0	0	42
Hayes, Donald	1998-2001	7	0	7	0	0 - 0	0 - 0	0	0	42
Smith, Lamar	2002	7	7	0	0	0 - 0	0 - 0	0	0	42
Dickson, Ed	2014-2017	6	0	5	1	0 - 0	0 - 0	0	0	36
Weinke, Chris	2001-2006	6	6	0	0	0 - 0	0 - 0	0	0	36
Foreman D'Onta	2022	5	5	0	0	0 - 0	0 - 0	1	0	32
Artis-Payne, Cameron	2015-2018	5	5	0	0	0 - 0	0 - 0	0	0	30
Bates, Michael	1996-2000	5	0	0	5	0 - 0	0 - 0	0	0	30
Bridgewater, Teddy	2020	5	5	0	0	0 - 0	0 - 0	0	0	30
Brown, Dee	2002	5	4	1	0	0 - 0	0 - 0	0	0	30
Chark Jr., DJ	2023	5	0	5	0	0 - 0	0 - 0	0	0	30
Delhomme, Jake	2003-2009	5	5	0	0	0 - 0	0 - 0	0	0	30
Johnson, Keyshawn	2006	5	1	4	0	0 - 0	0 - 0	0	0	30
Munnerlyn, Captain	2009-13; 2017-18	5	0	0	5	0 - 0	0 - 0	0	0	30
Rosario, Dante	2007-2010	5	0	5	0	0 - 0	0 - 0	0	0	30
Collins, Kerry	1995-1998	4	4	0	0	0 - 0	0 - 0	2	0	28
Cotchery, Jerricho	2014-2015	4	0	4	0	0 - 0	0 - 0	1	0	26
Thielen, Adam	2023-2024	4	0	4	0	0 - 0	0 - 0	1	0	26
Byrd, Isaac	2000-2002	4	0	4	0	0 - 0	0 - 0	0	0	24
Carruth, Rae	1997-1999	4	0	4	0	0 - 0	0 - 0	0	0	24
Griffith, Howard	1995-1996	4	2	2	0	0 - 0	0 - 0	0	0	24
Minter, Mike	1997-2006	4	0	0	4	0 - 0	0 - 0	0	0	24
Moore, Derrick	1995	4	4	0	0	0 - 0	0 - 0	0	0	24
Shockey, Jeremy	2011	4	0	4	0	0 - 0	0 - 0	0	0	24
Thomas, Ian	2018-2024	4	0	4	0	0 - 0	0 - 0	0	0	24
Whittaker, Fozzy	2014-2018	4	2	2	0	0 - 0	0 - 0	0	0	24
Catanzaro, Chandler	2018	0	0	0	0	5 - 5	7 - 8	0	0	22
Beuerlein, Steve	1996-2000	3	3	0	0	0 - 0	0 - 0	1	0	20
Blackshear, Raheem	2022-2024	3	3	0	0	0 - 0	0 - 0	1	0	20
Allen, Kyle	2018-2019	3	3	0	0	0 - 0	0 - 0	0	0	18
Armah, Alex	2017-2020	3	3	0	0	0 - 0	0 - 0	0	0	18

ALL-TIME CAREER SCORERS

SCORING	YEARS	TD	TDr	TDp	TDrt	FG - ATT	PAT - ATT	2pt	S	PTS
Byrd, Damiere	2016-2018	3	0	2	1	0 - 0	0 - 0	0	0	18
Gamble, Chris	2004-2012	3	0	0	3	0 - 0	0 - 0	0	0	18
Gettis, David	2010-13	3	0	3	0	0 - 0	0 - 0	0	0	18
Goodson, Mike	2009-2011	3	3	0	0	0 - 0	0 - 0	0	0	18
Greene, Scott	1996-1997	3	1	2	0	0 - 0	0 - 0	0	0	18
Hetherington, Chris	1999-2001	3	2	1	0	0 - 0	0 - 0	0	0	18
Huntley, Richard	2001	3	2	1	0	0 - 0	0 - 0	0	0	18
Metzelaars, Pete	1995	3	0	3	0	0 - 0	0 - 0	0	0	18
Peppers, Julius	2002-09; 2017-18	3	0	0	3	0	0 - 0	0	0	18
Hajrullahu, Lirim	2021	0	0	0	0	4 - 5	3 - 3	0	0	15
Kuechly, Luke	2012-2019	2	0	0	2	0 - 0	0 - 0	0	1	14
Seidman, Mike	2003-2006	2	0	2	0	0 - 0	0 - 0	1	0	14
Smith, Torrey	2018	2	0	2	0	0 - 0	0 - 0	1	0	14
Bonnafon, Reggie	2019-2020	1	1	1	0	0 - 0	0 - 0	0	0	12
Coleman, Kurt	2015-2017	2	0	0	2	0 - 0	0 - 0	0	0	12
Chinn, Jeremy	2020-2023	2	0	0	2	0 - 0	0 - 0	0	0	12
Crawford, Casey	2000-2001	2	0	1	1	0 - 0	0 - 0	0	0	12
Davis, Eric	1996-2000	2	0	0	2	0 - 0	0 - 0	0	0	12
Evans, Doug	1998-2001	2	0	0	2	0 - 0	0 - 0	0	0	12
Fauria, Christian	2007	2	0	2	0	0 - 0	0 - 0	0	0	12
Gaines, Michael	2004-2006	2	0	2	0	0 - 0	0 - 0	0	0	12
Guliford, Eric	1995	2	0	1	1	0 - 0	0 - 0	0	0	12
Kinchen, Brian	1999-2000	2	0	2	0	0 - 0	0 - 0	0	0	12
Manning, Jr., Ricky	2003-2005	2	0	0	2	0 - 0	0 - 0	0	0	12
Marshall, Richard	2006-2010	2	0	0	2	0 - 0	0 - 0	0	0	12
Mills, Sam	1995-1997	2	0	0	2	0 - 0	0 - 0	0	0	12
Murphy, Louis	2012	2	0	1	1	0 - 0	0 - 0	0	0	12
Norman, Josh	2011-2015	2	0	0	2	0 - 0	0 - 0	0	0	12
Pilares, Kealoha	2011-2012	2	0	1	1	0 - 0	0 - 0	0	0	12
Shenault Jr., Laviska	2022-2023	2	1	1	0	0 - 0	0 - 0	0	0	12
Smith, Shi	2021-2022	2	0	2	0	0 - 0	0 - 0	0	0	12
Smith-Marssette, Ihmir	2023	2	1	0	1	0 - 0	0 - 0	0	0	12
Wiggins, Jermaine	2002	2	0	2	0	0 - 0	0 - 0	0	0	12
Zylstra, Brandson	2019-21	2	0	1	1	0 - 0	0 - 0	0	0	12
Jackson, Donte	2018-2023	1	0	0	1	0 - 0	0 - 0	2	0	10
Chandler, Jeff	2004	0	0	0	0	0 - 2	8 - 8	0	0	8
Christian, Bob	1995-1996	1	0	1	0	0 - 0	0 - 0	2	0	8
Mashall Jr. Terrace	2021-2023	1	0	1	0	0 - 0	0 - 0	1	0	8
Stone, Dwight	1995-1998	1	0	0	1	0 - 0	0 - 0	0	1	8

ALL-TIME CAREER SCORERS

SCORING	YEARS	TD	TDr	TDp	TDrt	FG - ATT	PAT - ATT	2pt	S	PTS
Wright, Jarius	2018-2019	1	0	1	0	0 - 0	0 - 0	0	0	8
Young, Bryce	2023	1	1	0	0	0 - 0	0 - 0	1	0	8
Santoso, Ryan	2021	0	0	0	0	2 - 2	1 - 2	0	0	7
Sauerbrun, Todd	2001-2004	0	0	0	0	1 - 1	4 - 4	0	0	7
Abdullah, Ameer	2021	1	0	1	0	0 - 0	0 - 0	0	0	6
Anderson, C.J.	2018	1	0	1	0	0 - 0	0 - 0	0	0	6
Anderson, Rashard	2000-2001	1	0	0	1	0 - 0	0 - 0	0	0	6
Avant, Jason	2014	1	0	1	0	0 - 0	0 - 0	0	0	6
Barnidge, Gary	2008-12	1	0	1	0	0 - 0	0 - 0	0	0	6
Beebe, Don	1995	1	0	1	0	0 - 0	0 - 0	0	0	6
Bennett, Brandon	2004	1	1	0	0	0 - 0	0 - 0	0	0	6
Bersin, Brenton	2014-2017	1	0	1	0	0 - 0	0 - 0	0	0	6
Boston, Tre	2014-2016; 2019-	1	0	0	1	0 - 0	0 - 0	0	0	6
Brockel, Richie	2011-2015	1	1	0	0	0 - 0	0 - 0	0	0	6
Broughton, Luther	1997-1998	1	0	1	0	0 - 0	0 - 0	0	0	6
Burns, Brian	2019-2023	1	1	0	0	0 - 0	0 - 0	0	0	6
Clay, Kaelin	2017	1	0	0	1	0 - 0	0 - 0	0	0	6
Davis, Thomas	2005-2018	0	0	0	1	0 - 0	0 - 0	0	0	6
Florence, Drayton	2013	1	0	0	1	0 - 0	0 - 0	0	0	6
Franklin Jr., Sam	2020-2024	1	0	0	1	0 - 0	0 - 0	0	0	6
Gardner, Rod	2005	1	0	1	0	0 - 0	0 - 0	0	0	6
Godfrey, Charles	2008-2014	1	0	0	1	0 - 0	0 - 0	0	0	6
Greene, Kevin	1996; 1998-1999	1	0	0	1	0 - 0	0 - 0	0	0	6
Harper, Roman	2014-2015	1	0	0	1	0 - 0	0 - 0	0	0	6
Haynes Sr., Marquis	2018-2022	1	0	0	1	0 - 0	0 - 0	0	0	6
Hill, Troy	2023-2024	1	0	0	0	0 - 0	0 - 0	0	0	6
Hitchcock, Jimmy	2000-2001	1	0	0	1	0 - 0	0 - 0	0	0	6
Hixon, Domenik	2013	1	0	1	0	0 - 0	0 - 0	0	0	6
Hurst, Hayden	2023	1	0	1	0	0 - 0	0 - 0	0	0	6
Jarrett, Dwayne	2007-2010	1	0	1	0	0 - 0	0 - 0	0	0	6
Jones, Colin	2012-2019	1	0	0	1	0 - 0	0 - 0	0	0	6
Jordan, Michael	2021-2022	1	0	0	1	0 - 0	0 - 0	0	0	6
King, Shawn	1996-1998	1	0	0	1	0 - 0	0 - 0	0	0	6
Kragen, Greg	1995-1997	1	0	0	1	0 - 0	0 - 0	0	0	6
Lucas, Ken	2005-2008	1	0	0	1	0 - 0	0 - 0	0	0	6
Luvu, Frankie	2021-2023	1	0	0	1	0 - 0	0 - 0	0	0	6
Manhertz, Chris	2017-2020	1	0	1	0	0 - 0	0 - 0	0	0	6
Mayfield, Baker	2022	1	1	0	0	0 - 0	0 - 0	0	0	6
McKyer, Tim	1995	1	0	0	1	0 - 0	0 - 0	0	0	6

ALL-TIME CAREER SCORERS

SCORING	YEARS	TD	TDr	TDp	TDrt	FG - ATT	PAT - ATT	2pt	S	PTS
Mills, Ernie	1997	1	0	1	0	0 - 0	0 - 0	0	0	6
Moorehead, Kindal	2003-07	1	0	0	1	0 - 0	0 - 0	0	0	6
Naanee, Legedu	2011	1	0	1	0	0 - 0	0 - 0	0	0	6
Ogbonnaya, Chris	2014	1	1	0	0	0 - 0	0 - 0	0	0	6
Oliver, Winslow	1996-1998	1	0	0	1	0 - 0	0 - 0	0	0	6
Philyaw, Dino	1995-1996	1	1	0	0	0 - 0	0 - 0	0	0	6
Robertson, Jamal	2004-2005	1	1	0	0	0 - 0	0 - 0	0	0	6
Robinson, Kenny	2021	0	0	0	1	0 - 0	0 - 0	0	0	6
Sanders, Miles	2023-2024	1	1	0	0	0 - 0	0 - 0	0	0	6
Shepard, Russell	2017	1	0	1	0	0 - 0	0 - 0	0	0	6
Smart, Rod	2002-2005	1	0	0	1	0 - 0	0 - 0	0	0	6
Smith, Rodney	2020	1	1	0	0	0 - 0	0 - 0	0	0	6
Thompson, Colin	2020-2022	1	0	1	0	0 - 0	0 - 0	0	0	6
Thompson, Shaq	2015-2024	1	0	0	1	0 - 0	0 - 0	0	0	6
Uwaezuoke, Iheanyi	2000	1	0	0	1	0 - 0	0 - 0	0	0	6
Vaughan, Josh	2010-2011	1	1	0	0	0 - 0	0 - 0	0	0	6
Wallace, Al	2002-2006	1	0	0	1	0 - 0	0 - 0	0	0	6
Wesley, Dante	2002-05; 2007-09	1	0	0	1	0 - 0	0 - 0	0	0	6
White, Melvin	2013-2014	1	0	0	1	0 - 0	0 - 0	0	0	6
Witherspoon, Will	2002-2005	1	0	0	1	0 - 0	0 - 0	0	0	6
Workman, Vince	1995	1	1	0	0	0 - 0	0 - 0	0	0	6
Hardy, Greg	2010-2014	0	0	0	0	0 - 0	0 - 0	0	2	4
Rucker, Mike	1999-2007	0	0	0	0	0 - 0	0 - 0	0	2	4
Hilbert, Jon	2002	0	0	0	0	0 - 2	3 - 3	0	0	3
Addison, Mario	2012-2019	0	0	0	0	0 - 0	0 - 0	0	1	2
Applewhite, Antwan	2011-2012	0	0	0	0	0 - 0	0 - 0	0	1	2
Irvin, Bruce	2019	0	0	0	0	0 - 0	0 - 0	0	1	2
Onatolu, Kenny	2012	0	0	0	0	0 - 0	0 - 0	0	1	2
Rasby, Walter	1995-1997	0	0	0	0	0 - 0	0 - 0	1	0	2
Thomas, Hollis	2009	0	0	0	0	0 - 0	0 - 0	0	1	2
TOTALS		1068	405	582	83	738 - 884	967 - 1006	34	11	9697

ALL-TIME CAREER PASSERS

PLAYER	YEARS	ATT	CMP	PCT	YDS	TD	INT	SACK	YDS LOST	Rtg	300yd
Newton, Cam	2011-19, 21	4,106	2,440	59.4%	29,725	186	113	301	2,282	85.4	20
Delhomme, Jake	2003-2009	2,669	1,580	59.2%	19,258	120	89	154	1,158	82.6	11
Beuerlein, Steve	1996-2000	1,723	1,041	60.4%	12,690	86	50	191	1,109	87.7	8
Collins, Kerry	1995-1998	1,340	694	51.8%	8,306	47	54	79	515	66.0	5
Weinke, Chris	2001-2006	687	373	54.3%	3,800	14	26	42	267	61.4	2
Bridgewater, Teddy	2020	492	340	69.1%	3,733	15	11	31	205	92.1	3
Darnold, Sam	2021 - 2022	546	325	59.5%	3,670	16	16	45	282	77.2	4
Allen, Kyle	2018-2019	520	323	62.1%	3,588	19	16	46	397	82.0	3
Young, Bryce	2023-2024	557	328	58.9%	3,038	11	12	66	503	71.5	1
Peete, Rodney	2002-2004	392	228	58.2%	2,652	15	14	34	212	76.6	3
Moore, Matt	2007-2010	392	227	57.9%	2,640	16	17	28	208	73.9	1
Clausen, Jimmy	2010-2012	299	157	52.5%	1,558	3	9	33	223	58.4	0
Walker, PJ	2020-2022	212	131	61.8%	1,461	5	11	18	124	68.5	0
Mayfield, Baker	2022	206	119	57.8%	1,313	6	6	19	126	74.3	0
Anderson, Derek	2011-2017	168	111	66.1%	1,265	7	5	4	17	90.0	0
Testaverde, Vinny	2007	172	94	54.7%	952	5	6	9	46	65.8	0
Carr, David	2007	136	73	53.7%	635	3	5	13	74	58.3	0
Reich, Frank	1995	84	37	44.0%	441	2	2	12	100	58.7	1
Dalton, Andy	2023-2024	59	34	57.6%	361	2	0	3	27	86.9	1
Heinicke, Taylor	2018	57	35	61.4%	320	1	3	2	17	60.6	0
Grier, Will	2019-2020	52	28	53.8%	228	0	4	6	44	33.2	0
St. Pierre, Brian	2010	28	13	46.4%	173	1	2	3	23	48.7	0
Fasani, Randy	2002	44	15	34.1%	171	0	4	7	60	8.8	0
Lytle, Matt	2001	30	17	56.7%	133	1	3	3	24	39.3	0
Lewis, Jeff	1999-2000	35	18	51.4%	131	0	1	8	57	48.6	0
Trudeau, Jack	1995	17	11	64.7%	100	0	3	2	8	40.9	0
Eason, Jacob	2022	5	3	60.0%	59	0	1	0	0	61.7	0
Basanez, Brett	2006-2008	11	6	54.5%	56	0	1	0	0	30.9	0
McCaffrey, Christian	2017-2022	3	1	33.3%	50	1	0	0	0	121.5	0
Pike, Tony	2010	12	6	50.0%	47	0	0	1	10	60.1	0
Guliford, Eric	1995	2	1	50.0%	46	0	1	0	0	56.3	0
Gilbert, Garrett	2018	3	2	66.7%	40	0	0	1	5	109.7	0
Craig, Dameyune	2001	8	4	50.0%	34	0	0	2	15	61.5	0
Charlton, Joseph	2020	1	1	100.0%	28	0	0	1	5	118.8	0
Naanee, Legedu	2011	1	1	100.0%	27	0	0	0	0	118.8	0
Palardy, Michael	2017-2019	2	1	50.0%	12	0	0	0	0	68.8	0
Edwards, Armanti	2010-2013	3	2	66.7%	11	0	0	0	0	72.9	0
Hekker, Johnny	2023-2024	1	1	100.0%	7	0	0	0	0	95.8	0
McCown, Josh	2008-2009	6	1	16.7%	2	0	0	1	6	39.6	0

ALL-TIME CAREER PASSERS

PLAYER	YEARS	ATT	CMP	PCT	YDS	TD	INT	SACK	YDS LOST	Rtg	300yd
Zylstra, Brandon	2019-21	1	0	0.0%	0	0	0	1	0	39.6	0
Bono, Steve	1999	1	0	0.0%	0	0	0	0	0	39.6	0
Brown, Dee	2001-2002	1	0	0.0%	0	0	1	0	0	0.0	0
Floyd, William	1998-2000	1	0	0.0%	0	0	1	0	0	0.0	0
Foster, DeShaun	2002-2005	1	0	0.0%	0	0	0	0	0	39.6	0
Huntley, Richard	2001	1	0	0.0%	0	0	0	1	0	39.6	0
Johnson, Keyshawn	2006	1	0	0.0%	0	0	1	0	0	0.0	0
LaFell, Brandon	2010-2013	1	0	0.0%	0	0	0	0	0	39.6	0
Moore, DJ	2018-2022	1	0	0.0%	0	0	0	0	0	39.6	0
Proehl, Ricky	2003-2004	1	0	0.0%	0	0	0	0	0	39.6	0
Sauerbrun, Todd	2001-2004	1	0	0.0%	0	0	0	0	0	39.6	0
Smith, Steve	2001-2013	1	0	0.0%	0	0	0	0	0	39.6	0
Walter, Ken	1997-2000	2	0	0.0%	0	0	0	0	0	39.6	0
Workman, Vince	1995	1	0	0.0%	0	0	0	0	0	39.6	0
TOTAL		15,096	8,822	58.4%	102,761	582	488	1167	8,149	78.5	63

ALL-TIME CAREER RUSHERS

PLAYER	YEARS	RSH	YDS	AVG	LONG	TDs	100-YD GAMES
Stewart, Jonathan	2008-2017	1,699	7,318	4.3	69t	51	16
Williams, DeAngelo	2006-2014	1,432	6,846	4.8	77	46	18
Newton, Cam	2011-2019, 2021	981	5,036	5.1	72t	63	3
McCaffrey, Christian	2017-2022	866	3,980	4.6	84t	32	12
Foster, DeShaun	2002-2007	851	3,336	3.9	71	10	7
Biakabutuka, Tshimanga	1996-2001	611	2,530	4.1	67t	14	7
Davis, Stephen	2003-2005	522	2,085	4.0	40	20	7
Lane, Fred	1997-1999	502	2,001	4.0	50	13	6
Hubbard, Chuba	2021 - 2024	511	1,994	3.9	35	12	3
Johnson, Anthony	1995-1999	482	1,795	3.7	29	7	6
Goings, Nick	2001-2008	400	1,470	3.7	57t	6	5
Tolbert, Mike	2012-2016	289	992	3.4	29	13	0
Hoover, Brad	2000-2009	284	961	3.4	35	3	1
D'Onta Foreman	2022	203	914	4.5	60	5	5
Moore, Derrick	1995	195	740	3.8	53t	4	2
Smith, Lamar	2002	209	737	3.5	59	7	1
Huntley, Richard	2001	165	665	4.0	25	2	1
Davis, Mike	2019-2020	167	644	3.9	25	6	0
Whittaker, Fozzy	2014-2018	121	536	4.4	25	2	1
Goodson, Mike	2009-2011	125	501	4.0	45	3	2
Artis-Payne, Cameron	2015-2018	118	491	4.2	43	5	0
Samuel, Curtis	2017-2020	72	478	6.6	45	5	0
Sanders, Miles	2023-2024	134	454	3.4	48	1	0
Smith, Steve	2001-2013	57	387	6.8	39	2	0
Brown, Dee	2002	102	360	3.5	24	4	1
Moore, DJ	2018-2022	39	335	8.6	32	0	0
Darnold, Sam	2021 - 2022	74	328	4.4	30	7	0
Beuerlein, Steve	1996-2000	109	305	2.8	20	3	0
Bridgewater, Teddy	2020	53	279	5.3	18t	5	0
Young, Bryce	2023-2024	43	265	6.2	26	1	0
Delhomme, Jake	2003-2009	152	260	1.7	13	5	0
Collins, Kerry	1995-1998	107	217	2.0	21	4	0
Griffith, Howard	1995-1996	77	204	2.6	15	2	0
Bonnafon, Reggie	2019-2021	29	189	6.5	59t	1	0
Ginn Jr., Ted	2013, 2015-2016	22	187	8.5	43	0	0
Oliver, Winslow	1996-1998	48	183	3.8	16	0	0
Floyd, William	1998-2000	79	182	2.3	16	7	0
Christian, Bob	1995-1996	41	158	3.9	17	0	0
Greene, Scott	1996-1997	45	157	3.5	10t	1	0

ALL-TIME CAREER RUSHERS

PLAYER	YEARS	RSH	YDS	AVG	LONG	TDs	100-YD GAMES
Smith, Rodney	2020 - 2021	41	156	3.8	13	1	0
Ismail, Raghیب	1996-1998	15	154	10.3	36	1	0
Weinke, Chris	2001-2006	54	148	2.7	23	6	0
Brown, Corey	2014-2016	16	139	8.7	28	0	0
Sutton, Tyrell	2009-2010	25	139	5.6	32	0	0
Workman, Vince	1995	35	139	4.0	14	1	0
Abdullah, Ameer	2021	44	136	3.1	15	0	0
Allen, Kyle	2018-2019	37	125	3.4	17	3	0
Blackshear, Raheem	2022-2024	37	123	3.3	16	3	0
Shenault Jr. Laviska	2022-2023	21	120	5.7	41t	1	0
LaFell, Brandon	2010-2013	6	110	18.3	60	0	0
Anderson, C.J.	2018	24	104	4.3	22	0	0
Fasani, Randy	2002	18	95	5.3	19	0	0
Thomas, Blair	1995	22	90	4.1	13	0	0
Hetherington, Chris	1999-2001	30	84	2.8	14	2	0
Reaves, Darrin	2014	31	78	2.5	9	0	0
Freeman, Royce	2021	21	77	3.7	13	0	0
Smith-Marsette, Ihmir	2023	8	74	9.3	20	1	0
Muhammad, Muhsin	1996-2004	11	64	5.8	20	0	0
Baldwin, Randy	1995	23	61	2.7	9	0	0
Smart, Rod	2002-2005	27	61	2.3	6	0	0
Carr, David	2007	17	59	3.5	15	0	0
Clausen, Jimmy	2010-2012	23	57	2.5	11	0	0
Harris, Joey	2004	15	53	3.5	19	0	0
Mayfield, Baker	2022	16	52	3.3	17	1	0
Anderson, Robbie	2020-2022	7	51	7.3	30	0	0
Walker, PJ	2020-2022	18	50	2.4	20	0	0
Ogbonnaya, Chris	2014	14	50	3.6	9	1	0
Brown, Spencer	2021-22	9	43	4.5	7	0	0
Robertson, Jamal	2004-2005	14	41	2.9	11	1	0
Philyaw, Dino	1996	12	38	3.2	8	1	0
Lewis, Jeff	1999-2000	12	37	3.1	19	0	0
Armah, Alex	2017-2020	21	35	1.7	4	3	0
Cannon, Trenton	2020	10	33	3.3	13	0	0
Wright, Jarius	2018-2019	3	32	10.7	34	0	0
Heinicke, Taylor	2018	5	31	6.2	19	0	0
Vaughan, Josh	2010-2011	10	31	3.1	9	1	0
Chinn, Jeremy	2020-2023	2	29	1.0	28	0	0
Carruth, Rae	1996-1999	7	27	3.9	6	0	0

ALL-TIME CAREER RUSHERS

PLAYER	YEARS	RSH	YDS	AVG	LONG	TDs	100-YD GAMES
Clay, Kaelin	2017	2	27	13.5	29	0	0
Moore, Matt	2007-2010	20	27	1.4	8	0	0
Bates, Michael	1996-2000	8	25	3.1	12	0	0
Craig, Dameyune	1999-2001	5	24	4.8	13	0	0
Stevens, Tommy	2020	4	24	6.0	10	0	0
Shelton, Eric	2005-2006	8	23	2.9	9	0	0
Anderson, Derek	2011-2017	25	22	0.9	8	0	0
Fiammetta, Tony	2009-2010	7	22	3.1	11	0	0
Grier, Will	2019	7	22	3.1	11	0	0
Testaverde, Vinny	2007	9	22	2.4	16	0	0
Metcalf, Eric	1999	2	20	10.0	17	0	0
Montgomery, Joe	2002	7	20	2.9	5	0	0
Shepard, Russell	2017	2	19	9.5	11	0	0
Carter, Drew	2004-2007	2	18	9.0	11	0	0
Bennett, Brandon	2004	6	17	2.8	11	1	0
Cadet, Travaris	2018	11	17	1.5	5	0	0
Pilares, Kealoha	2011-2012	1	17	17.0	5	0	0
Chandler, Sean	2021 - 2022	2	16	8.0	14	0	0
Cotchery, Jerricho	2014-2015	1	16	16.0	16	0	0
Jeffers, Patrick	1999-2001	2	16	8.0	23	0	0
Adams, Joe	2012	3	13	4.3	5	0	0
Brockel, Richie	2011-2015	4	13	3.3	7t	1	0
Peete, Rodney	2002-2004	23	13	0.6	10	0	0
Dalton, Andy	2023-2024	3	12	4.0	10	0	0
Byrd, Damiere	2016-2018	1	12	12.0	12	0	0
Edwards, Armanti	2010-2013	2	12	6.0	7	0	0
Hoard, Leroy	1996	5	11	2.2	5	0	0
Tremble, Tommy	2021 - 2024	3	11	3.7	7	0	0
Jarrett, Dwayne	2007-2010	1	11	11.0	11	0	0
Felton, Jerome	2011	3	10	3.3	4	0	0
Scarlett, Jordan	2019	4	9	2.3	6	0	0
Stone, Dwight	1995-1998	2	9	4.5	6	0	0
Lytle, Matt	2001	2	8	4.0	4	0	0
Barner, Kenjon	2013	6	7	1.2	2	0	0
Boone, Mike	2024	4	7	1.8	5	0	0
Colbert, Kerry	2004-2007	1	6	6.0	6	0	0
Thielen, Adam	2023-2024	1	6	6.0	6	0	0
Jones, Colin	2012-2019	1	5	5.0	5	0	0
Senn, Jordan	2010-2013	1	5	5.0	5	0	0

ALL-TIME CAREER RUSHERS

PLAYER	YEARS	RSH	YDS	AVG	LONG	TDs	100-YD GAMES
Smith, Armond	2012-2013	7	5	0.7	5	0	0
Johnson, Keyshawn	2006	1	4	4.0	4	1	0
Haynes, Alex	2007	3	3	1.0	3	0	0
Mingo, Jonathan	2023-2024	1	3	3.0	3	0	0
Murphy, Louis	2012	1	3	3.0	3	0	0
Reich, Frank	1995	1	3	3.0	3	0	0
Basanez, Brett	2006	1	2	2.0	2	0	0
Gettis, David	2010-2012	3	2	0.7	19	0	0
Guliford, Eric	1995	2	2	1.0	1	0	0
Hartsfield, Myles	2020-2022	2	2	1.0	2	0	0
Avant, Jason	2014	1	1	1.0	1	0	0
Green, Willie	1995-1996	1	1	1.0	1	0	0
Proehl, Ricky	2003-2005	2	1	0.5	9	0	0
Zylstra, Brandon	2019-2021	1	1	1.0	1	0	0
Baker, Jason	2005-2011	1	0	0.0	0	0	0
Poole, Tauren	2014	1	0	0.0	0	0	0
Sauerbrun, Todd	2001-2004	1	0	0.0	0	0	0
Nortman, Brad	2012-2015	1	-1	-1.0	-1	0	0
Webb, Joe	2014-2016	1	-1	-1.0	-1	0	0
Bono, Steve	1999	2	-2	-1.0	-1	0	0
Byrd, Isaac	2000-2002	2	-2	-1.0	-2	0	0
Presley, De'Andre	2014	1	-2	-2.0	-2	0	0
Rosario, Dante	2007-2010	1	-2	-2.0	-2	0	0
McCown, Josh	2008	4	-3	-0.8	0	0	0
Smith, Shi	2021 - 2022	1	-3	-3.0	-3	0	0
Carrier, Mark	1995-1998	3	-4	-1.3	4	0	0
Hankton, Karl	2000-2006	2	-4	-2.0	2	0	0
Nakamura, Haruki	2012	1	-4	-4.0	-4	0	0
Walter, Ken	1997-2000	5	-5	-1.0	-5	0	0
Hekker, Johnny	2023	1	-11	-11.0	-11	0	0
TOTAL		13,033	54,109	4.2	84	402	104

ALL-TIME CAREER RECEIVERS

RECEIVING YARDS	YEARS	REC	YDS	AVG	LONG	TDs	100-YD GAMES
Smith, Steve	2001-2013	836	12,197	14.6	80t	67	43
Muhammad, Muhsin	1996-04; 2008-09	696	9,255	13.3	72t	50	27
Olsen, Greg	2011-2019	524	6,463	12.3	78t	39	11
Moore, DJ	2018-2022	364	5,201	14.3	82	21	15
Walls, Wesley	1996-2002	324	3,902	12.0	54	44	3
McCaffrey, Christian	2017-2022	390	3,292	8.4	49	18	5
Carrier, Mark	1995-1998	176	2,547	14.5	66t	13	5
Benjamin, Kelvin	2014-2017	168	2,424	14.4	51	18	5
LaFell, Brandon	2010-2013	167	2,385	14.3	91t	13	2
Funchess, Devin	2015-2018	161	2,233	13.9	52	21	2
Samuel, Curtis	2017-2020	185	2,087	11.3	53t	14	3
Ginn Jr., Ted	2013, 2015-2016	134	2,047	15.3	88t	19	2
Hayes, Donald	1998-2001	132	1,855	14.1	56t	7	2
Anderson, Robbie	2020-2022	161	1,821	11.3	75t	9	4
Ismail, Raghیب	1996-1998	117	1,657	14.2	62	10	5
Williams, DeAngelo	2006-2014	178	1,621	9.1	72t	7	1
Green, Willie	1995-1996	93	1,496	16.1	89t	9	5
Colbert, Keary	2004-2007	109	1,424	13.1	63	7	2
Mangum, Kris	1997-2006	151	1,424	9.4	35	9	0
Proehl, Ricky	2003-2005	86	1,327	15.4	69	8	2
Stewart, Jonathan	2008-2017	162	1,295	8.0	55t	7	1
Jeffers, Patrick	1999-2001	77	1,209	15.7	88t	12	5
Cotchery, Jerricho	2014-2015	87	1,065	12.2	59	4	0
Thielen, Adam	2023-2024	106	1,063	10.0	32	4	3
Thomas, Ian	2018-2024	116	1,055	9.1	50	4	0
Hoover, Brad	2000-2009	145	1,046	7.2	34	6	0
Brown, Corey	2014-2016	79	1,019	12.9	47t	7	0
Foster, DeShaun	2002-2007	126	996	7.9	47	4	0
Carter, Drew	2004-2007	71	977	13.8	49	8	2
King, Jeff	2006-2010	112	923	8.2	32	9	0
Byrd, Isaac	2000-2002	73	897	12.3	42	4	0
Rosario, Dante	2007-2010	82	894	10.9	54	5	0
Goings, Nick	2001-2008	110	880	8.0	37	3	0
Johnson, Anthony	1995-1999	103	816	7.9	55	2	0
Johnson, Keyshawn	2006	70	815	11.6	40	4	1
Dickson, Ed	2014-2017	67	807	12.0	64	5	1
Carruth, Rae	1997-1999	62	804	13.0	52	4	2
Biakabutuka, Tshimanga	1996-2001	77	789	10.2	47	3	0
Tolbert, Mike	2012-2016	94	771	8.2	40	6	0

ALL-TIME CAREER RECEIVERS

RECEIVING YARDS	YEARS	REC	YDS	AVG	LONG	TDs	100-YD GAMES
Marshall Jr., Terrace	2021-2023	64	767	12.0	43	1	0
Wright, Jarius	2018-2019	71	743	10.5	33	1	0
Hubbard, Chuba	2021-2024	78	578	7.4	45	1	0
Tremble, Tommy	2021-2024	62	548	8.8	30	7	0
Chark Jr., DJ	2023	35	525	15.0	47t	5	0
Gettis, David	2010-2012	37	508	13.7	88	3	1
Naanee, Legedu	2011	44	467	10.6	28	1	0
Mingo, Jonathan	2023-2024	45	458	10.2	40	0	0
Shockey, Jeremy	2011	37	455	12.3	29	4	0
Guliford, Eric	1995	29	444	15.3	49	1	0
Jarrett, Dwayne	2007-2010	35	428	12.2	30t	1	0
Floyd, William	1998-2000	62	416	6.7	25	2	0
Bersin, Brenton	2014-2017	32	415	13.0	30	1	0
Smith, Shi	2021 - 2022	28	400	14.3	63	2	0
Whittaker, Fozzy	2014-2018	47	397	8.4	28t	2	0
Zylstra, Brandon	2019-2021	29	391	13.5	55	1	0
Davis, Mike	2019-2020	59	373	6.3	23	2	0
Murphy, Louis	2012	25	336	13.4	55	1	0
Gaines, Michael	2004-2006	31	335	10.8	38	2	0
Shenault Jr., Laviska	2022-2023	37	332	9.0	67	1	0
Goodson, Mike	2009-2011	43	329	7.7	32	0	0
Barnidge, Gary	2008-2012	18	320	17.8	55	1	0
Griffith, Howard	1995-1996	38	286	7.5	21	2	0
Greene, Scott	1996-1997	42	284	6.8	25	2	0
Lane, Fred	1997-1999	43	275	6.4	23	0	0
Abdullah, Ameer	2021	35	272	7.8	18	1	0
Hankton, Karl	2000-2006	20	267	13.4	31	0	0
Christian, Bob	1995-1996	29	255	8.8	23	1	0
Hetherington, Chris	1999-2001	37	240	6.5	19	1	0
Davis, Stephen	2003-2005	21	236	11.2	25	0	0
Shepard, Russell	2017	17	202	11.9	40t	1	0
Avant, Jason	2014	21	201	9.6	22	1	0
Oliver, Winslow	1996-1998	21	191	9.1	29	0	0
Smith, Torrey	2018	17	190	11.2	35	2	0
Hurst, Hayden	2023	18	184	10.2	48	1	0
Hackett, DJ	2008	13	181	13.9	37	0	0
Sullivan, Stephen	2021-2023	14	171	12.2	33	0	0
Metzelaars, Pete	1995	20	171	8.6	27	3	0
Smith, Lamar	2002	20	167	8.4	58	0	0

ALL-TIME CAREER RECEIVERS

RECEIVING YARDS	YEARS	REC	YDS	AVG	LONG	TDs	100-YD GAMES
Broughton, Luther	1997-1998; 2001	8	164	20.5	68t	1	0
Seidman, Mike	2003-2006	18	158	8.8	27	2	0
Sanders, Miles	2023-2024	27	154	5.7	14	0	0
Beebe, Don	1995	14	152	10.9	24	1	0
Manhertz, Chris	2016-2020	12	142	11.8	50t	1	0
Blackshear, Raheem	2022-2023	16	138	8.6	27	0	0
Metcalf, Eric	1999	11	133	12.1	33	0	0
Sutton, Tyrell	2009-2010	18	132	7.3	14	0	0
Byrd, Damiere	2016-2018	12	129	10.8	31	2	0
Mills, Ernie	1997	11	127	11.5	37	1	0
Wiggins, Jermaine	2002-2003	16	125	7.8	23	2	0
Edwards, Armanti	2010-2013	5	121	24.2	82	0	0
Smith, Rodney	2020-2021	14	107	7.6	17	0	0
Clowney, David	2010	6	102	17.0	31	0	0
Ricci, Gio	2021-2023	9	102	11.3	32	0	0
Huntley, Richard	2001	21	101	4.8	23	1	0
Bonnafon, Reggie	2019-2021	10	87	8.7	32	1	0
Artis-Payne, Cameron	2015-2018	10	86	8.6	20	0	0
Brown, Dee	2002	17	86	5.1	15	1	0
Arnold, Dan	2021	7	84	12.0	19	0	0
Gardner, Rod	2005	9	84	9.3	15	1	0
Workman, Vince	1995	13	74	5.7	14	0	0
Cooper, Pharoh	2020	5	73	14.6	32	0	0
Hogan, Chris	2019	8	67	8.4	03	0	0
Moore, Kenny	2008-2009	6	59	9.8	22	0	0
Clay, Kaelin	2017	5	57	11.4	15	0	0
Crawford, Casey	2000-2001	5	57	11.4	16	1	0
Erickson, Alex	2021	3	55	18.3	25	0	0
Hixon, Domenik	2013	7	55	7.9	14t	1	0
Kinchen, Brian	1999-2000	6	52	8.7	26t	2	0
Smith-Marsette, Ihmir	2023	8	51	6.4	18	0	0
White, DeAndrew	2019	4	51	12.8	18	0	0
Rasby, Walter	1995-1997	6	48	8.0	15	0	0
Uwaezuoke, Iheanyi	2000	4	46	11.5	21	0	0
Strachan, Mike	2023	1	45	45.0	45	0	0
Williams, Brandon	2013-2015	4	44	11.0	16	0	0
Pilares, Kealoha	2011-2012	2	42	21.0	36t	1	0
Bates, Michael	1996-2000	6	40	6.7	23	0	0
Fauria, Christian	2007	5	39	7.8	16	2	0

ALL-TIME CAREER RECEIVERS

RECEIVING YARDS	YEARS	REC	YDS	AVG	LONG	TDs	100-YD GAMES
Biddle, Taye	2006	3	37	12.3	22	0	0
Legette, Xavier	2024	4	35	8.8	18	0	0
Robinson, Ryne	2007-2008	4	35	8.8	12	0	0
Fiammetta, Tony	2009-2010	5	34	6.8	11	0	0
Newton, Cam	2011-2019, 2021	1	33	33.0	27	0	0
Campbell, Matt	1995-2000	3	32	10.7	12	0	0
Jones, Mark	2008	2	32	16.0	19	0	0
Roberts, Seth	2020	4	31	7.8	12	0	0
Reaves, Darrin	2014	5	31	6.2	16	0	0
Hartsock, Ben	2011-2013	2	30	15.0	25	0	0
Kirkwood, Keith	2020-2021	4	30	7.5	13	0	0
Armah, Alex	2017-2020	8	29	3.6	14	0	0
Foreman, D'Onta	2022	5	26	5.2	23	0	0
Brockel, Richie	2011-2015	4	25	6.3	12	0	0
Anderson, C.J.	2018	1	24	24.0	24	1	0
Felton, Jerome	2011	2	24	12.0	17	0	0
Thomas, Blair	1995	3	24	8.0	14	0	0
Tillman, Lawyer	1995	2	22	11.0	12	0	0
Johnson, Diontae	2024	2	19	9.5	11	0	0
Webb, Joe	2014-2016	2	19	9.5	16	0	0
Stone, Dwight	1995-1998	2	18	9.0	11	0	0
Cannon, Trenton	2020	3	16	5.3	19	0	0
Smart, Rod	2002-2005	4	16	4.0	5	0	0
Freeman, Royce	2021	3	15	5.0	8	0	0
Dyson, Kevin	2003	2	15	7.5	9	0	0
Haynes, Alex	2007	3	14	4.7	6	0	0
Moore, David	2024	1	14	14.0	14	0	0
Moore, Derrick	1995	4	12	3.0	5	0	0
Saunders, C.J.	2021	2	11	5.5	8	0	0
Barner, Kenjon	2013, 2018	3	10	3.3	5	0	0
Brown, Spencer	2021-2022	2	10	5.0	9	0	0
Simonson, Scott	2015-2017	1	10	10.0	10	0	0
Adams, Joe	2012	1	7	7.0	7	0	0
Thompson, Colin	2020-2021	1	7	7.0	7	1	0
Snead, Willie	2021	1	6	6.0	6	0	0
Martin, Charly	2009-2010	1	6	6.0	6	0	0
Shelton, Eric	2006	1	6	6.0	6	0	0
Cadet, Travaris	2018	1	5	5.0	5	0	0
Ajirotutu, Seyi	2011	1	4	4.0	4	0	0

ALL-TIME CAREER RECEIVERS

RECEIVING YARDS	YEARS	REC	YDS	AVG	LONG	TDs	100-YD GAMES
Ajirotutu, Seyi	2011	1	4	4.0	4	0	0
Craig, Dameyune	1999-2001	1	1	2.0	4	0	0
Sanders, Ja'Tavion	2024	1	1	4.0	4	0	0
Dennis, Mark	1995-96	1	1	3.0	3	0	0
Gross, Jordan	2003-13	1	1	0.0	1	0	0
Collins, Kerry	1995-1998	1	-11	-11.0	-11	0	0
TOTAL		8,822	102,761	11.6	91t	582	160

ALL-TIME INTERCEPTIONS

INTERCEPTORS	YEARS	INTS	YDS	AVG	Long	TDs
Gamble, Chris	2004-2012	27	326	12.1	61t	2
Davis, Eric	1996-2000	25	226	9.0	56t	2
Kuechly, Luke	2012-2019	18	153	8.5	32t	1
Minter, Mike	1997-2006	17	421	24.8	62	4
Marshall, Richard	2006-2010	14	315	22.5	73	2
Evans, Doug	1998-2001	14	162	11.6	49	1
Lucas, Ken	2005-2008	13	158	12.2	43	0
Jackson, Donte	2018-2023	13	156	12.0	66	0
Davis, Thomas	2005-2018	13	79	6.1	31	0
Godfrey, Charles	2008-2014	11	179	16.3	38	1
Coleman, Kurt	2015-2017	11	146	13.3	37	2
Grant, Deon	2000-2003	11	137	12.5	43	0
Beason, Jon	2007-2013	9	107	11.9	44	0
Manning, Ricky	2003-2005	9	99	11.0	30	1
Munnerlyn, Captain	2009-13; 2017-18	8	232	29.0	74t	5
Bradberry, James	2016-2019	8	53	6.6	29	0
Boston, Tre	2014-16; 2019-20	7	133	19.0	84t	1
Cota, Chad	1995-1997	7	91	13.0	35	0
Norman, Josh	2012-2015	7	172	24.6	46t	2
Maxie, Brett	1995-1996	7	94	13.4	49	0
Witherspoon, Will	2002-2005	7	93	13.3	35	1
Mills, Sam	1995-1997	7	86	12.3	36t	1
Martin, Sherrod	2009-2012	7	85	12.1	34	0
Hitchcock, Jimmy	2000-2001	6	181	30.2	88t	1
Peppers, Julius	2002-09; 2017-18	6	177	29.5	97	2
Terrell, Pat	1995-1997	6	39	6.5	21	0
Morgan, Dan	2001-2007	5	56	11.2	22	0
Adams, Mike	2017-2018	5	53	10.6	40	0
Harris, Chris	2007-2009	5	49	9.8	30	0
Poole, Tyrone	1995-1997	5	43	8.6	35	0
Howard, Reggie	2001-2003	5	37	7.4	16	0
Wallace, Al	2002-2006	4	96	24.0	53	0
Brady, Jeff	1998	4	85	21.3	43	0
Branch, Colin	2003-2006	4	79	19.8	76	0
Mitchell, Mike	2013	4	63	15.8	38	0
Horn, Jaycee	2021 - 2023	4	62	15.5	31	0
Harper, Roman	2014-2015	4	43	10.8	31t	1
McKyer, Tim	1995	3	99	33.0	96t	1
McCree, Marlon	2005	3	73	24.3	46	0

ALL-TIME INTERCEPTIONS

INTERCEPTORS	YEARS	INTS	YDS	AVG	Long	TDs
White, Melvin	2013-2014	3	32	10.7	23	0
Cook, Toi	1996-1997	3	28	9.3	22	0
Worley, Daryl	2016-2017	3	22	7.3	22	0
Cooper, Deke	2002; 2007	3	19	6.3	19	0
Jones, Colin	2012-2019	3	15	5.0	10	0
Anderson, James	2006-2012	3	6	2.0	5	0
Lester, Robert	2013-2014	3	5	1.7	5	0
Cason, Antoine	2014	2	81	40.5	80	0
Cockrell, Ross	2018-2019	2	70	35.0	37	0
Thompson, Shaq	2015-2023	3	51	17.0	29	0
Henderson, CJ	2021-2023	2	74	37.0	54	0
Fields, Mark	2002-2004	2	51	25.5	30	0
Florence, Drayton	2013	2	40	20.0	38t	1
Nakamura, Haruki	2012	2	39	19.5	21	0
Buckner, Brentson	2001-2005	2	37	18.5	29	0
Alexander, Brent	1998-1999	2	18	9.0	18	0
Greene, Kevin	1996,1998-1999	2	18	9.0	18	0
Burris, Juston	2020-2022	2	17	8.5	17	0
Wells, Dean	1999-2001	2	15	7.5	14	0
Gilmore, Stephon	2021	2	13	6.5	13	0
McDaniel, Emmanuel	2002	2	13	6.5	13	0
Cousin, Terry	2002	2	4	2.0	4	0
Gilbert, Sean	1998-2002	2	4	2.0	4	0
Brown, Derrick	2020 - 2023	2	2	1.0	2	0
Benwikere, Bené	2014-2016	2	1	0.5	1	0
Williams, Shaun	2006	2	1	0.5	1	0
Chinn, Jeremy	2020 - 2023	2	0	0.0	0	0
Tillman, Charles	2015	2	0	0.0	0	0
Woods, Xavier	2022-2023	2	-1	-0.5	2	0
Franklin Jr., Sam	2023	1	99	99.0	99	1
Hill, Troy	2023	1	61	61.0	61	1
Stanford, R.J.	2010-2011	1	53	53.0	53	0
Smith, Rod	1995-96,1997-98	1	43	43.0	43	0
Lofton, Steve	1995-96,1998-99	1	42	42.0	42	0
Reid, Eric	2018-2019	1	39	39.0	39	0
DeCoud, Thomas	2014	1	35	35.0	35	0
Luvu, Frankie	2021-2023	1	33	33.0	33	1
McDowell, Bubba	1995	1	33	33.0	33	0
Kragen, Greg	1995-1997	1	29	29.0	29	0

ALL-TIME INTERCEPTIONS

INTERCEPTORS	YEARS	INTS	YDS	AVG	Long	TDs
Edwards, Dwan	2012-2015	1	27	27.0	27	0
Richardson, Damien	1998-2004	1	27	27.0	27	0
McClain, Robert	2010; 2015-2016	1	24	24.0	24	0
Veland, Tony	1998	1	24	24.0	24	0
Allen, Brian	2002-2004	1	21	21.0	21	0
Senn, Jordan	2009-2013	1	21	21.0	21	0
Nelson, Jonathan	2011	1	20	20.0	20	0
Williams, Teddy	2015-2017	1	19	19.0	19	0
Moorehead, Kindal	2003-2007	1	17	17.0	17	1
Bell, Vonn	2023	1	11	11.0	11	0
Barrow, Micheal	1997-1999	1	10	10.0	10	0
Burton, Shane	2002-2003	1	10	10.0	10	0
Hawkins, Artrell	2004	1	9	9.0	9	0
Kesier, Thomas	2011-2012	1	9	9.0	9	0
Klein, A.J.	2013-2015	1	8	8.0	8	0
Morton, Christian	2006	1	8	8.0	8	0
Ealy, Kony	2014-2016	1	7	7.0	7	0
McGill, Lenny	1998	1	6	6.0	6	0
Johnson, Ed	2010	1	5	5.0	5	0
Manuel, Marquand	2007	1	4	4.0	4	0
Roy, Bravvion	2020 - 2022	1	3	3.0	3	0
Lloyd, Greg	1998	1	3	3.0	3	0
King, Shawn	1995-1998	1	1	1.0	1	0
Lathon, Lamar	1995-1998	1	1	1.0	1	0
Jones, Deion	2023	1	0	0.0	0	0
Anderson, Rashard	2000-2001	1	0	0.0	0	0
Brown, Everette	2009-2010	1	0	0.0	0	0
Diggs, Na'il	2006-2009	1	0	0.0	0	0
Elliott, Javien	2019	1	0	0.0	0	0
Navies, Hannibal	2000-2002	1	0	0.0	0	0
Obada, Efe	2018-2019	1	0	0.0	0	0
Pieri, Damon	1995-1997	1	0	0.0	0	0
Robinson, Eugene	2000	1	0	0.0	0	0
Rucker, Mike	1999-2007	1	0	0.0	0	0
Thomas, Josh	2011-13	1	0	0.0	0	0
Towns, Lester	2000-2003	1	0	0.0	0	0
Whitehead, Tahir	2020	1	0	0.0	0	0
Williams, Jay	2000-2002	1	0	0.0	0	0
Woodall, Lee	2000	1	0	0.0	0	0

ALL-TIME INTERCEPTIONS

INTERCEPTORS	YEARS	INTS	YDS	AVG	Long	TDs
Pugh, Jordan	2010-2011	1	-2	-2.0	-2	0
TOTAL		432	6,047	14.0	99	34

***UPDATED
PLAYER BIOS***



CURRENT PLAYERS



SHEMAR
BARTHOLOMEW

6'1" // 200

GEORGIA SOUTHERN
HOUSTON, TX

27

CB

EXPERIENCE (YEARS)

NFL

PANTHERS

R

R


BIRTHDATE

6.6.00

ACQUIRED

WV-24 NYJ

CURRENT PLAYERS



RAHEEM
BLACKSHEAR
 5'9" // 190
 VIRGINIA TECH
 PHILADELPHIA, PA.

3

RB

EXPERIENCE (YEARS)

NFL	PANTHERS	BIRTHDATE	ACQUIRED
3	3	6.5.98	FA-22

RAHEEM BLACKSHEAR'S NFL REGULAR SEASON RUSHING/RECEIVING STATISTICS

DATE	TEAM	GP	GS	RUSHING					RECEIVING				
				NO.	YDS.	AVG.	LG	TD	NO.	YDS.	AVG.	LG	TD
2022	Panthers	13	1	23	77	3.3	16	3	10	93	9.3	27	0
2023	Panthers	12	0	14	46	3.3	9	0	6	45	7.5	19	0
2024	Panthers	1	0	0	0	0.0	0	0	0	0	0.0	0	0
NFL TOTALS		26	1	37	123	3.3	16	3	16	138	8.6	27	0


RAHEEM BLACKSHEAR'S NFL REGULAR SEASON RETURN STATISTICS

DATE	TEAM	KICKOFF RETURNS					PUNT RETURNS					
		RET.	YDS.	AVG.	LG	TD	NO.	FC	YDS.	AVG.	LG	TD
2022	Panthers	19	513	27.0	66	0	6	0	55	9.2	21	0
2023	Panthers	16	430	26.9	52	0	0	0	0	0.0	0	0
2024	Panthers	8	204	25.5	31	0	0	0	0	0.0	0	0
NFL TOTALS		43	1,147	26.7	66	0	6	0	55	9.2	21	0

2024 GAME-BY-GAME REGULAR-SEASON STATISTICS (PANTHERS)

DATE	OPPONENT	P/S	RUSHING					RECEIVING					W/L	SCORE
			NO.	YDS.	AVG.	LG	TD	NO.	YDS.	AVG.	LG	TD		
09/08	at Saints	P	0	0	0.0	0	0	0	0	0.0	0	0	L	10-47
2024 TOTALS		1-0	0	0	0.0	0	0	0	0	0.0	0	0	0-1	

CURRENT PLAYERS



MIKE BOONE
5'10" // 205

CINCINNATI
MACLENNY, FLA.

34

RB

EXPERIENCE (YEARS)

NFL

PANTHERS

7

2

BIRTHDATE

7.30.95

ACQUIRED

FA-23

MIKE BOONE'S NFL REGULAR SEASON RUSHING/RECEIVING STATISTICS

DATE	TEAM	RUSHING								RECEIVING				
		GP	GS	NO.	YDS.	AVG.	LG	TD	NO.	YDS.	AVG.	LG	TD	
2018	Vikings	8	0	11	47	4.3	20	0	2	1	0.5	1	0	
2019	Vikings	16	2	49	273	5.6	59	3	3	17	5.7	7	0	
2020	Vikings	16	0	11	59	5.4	19	1	2	10	5.0	6	0	
2021	Broncos	8	0	4	35	8.8	16	0	2	22	11.0	19	0	
2022	Broncos	9	0	24	102	4.3	18	0	9	96	10.7	34	0	
2023	Texans	9	0	5	23	4.6	11	0	7	40	5.7	12	0	
2023	Panthers	0	0	0	0	0.0	0	0	0	0	0.0	0	0	
2023	TOTAL	9	0	5	23	4.6	11	0	7	40	5.7	12	0	
2024	Panthers	1	0	4	7	1.8	5	0	0	0	0.0	0	0	
NFL TOTALS		67	2	108	546	5.1	59	4	25	186	7.4	34	0	

MIKE BOONE'S NFL REGULAR SEASON RETURN STATISTICS

DATE	TEAM	KICKOFF RETURNS						PUNT RETURNS					
		RET.	YDS.	AVG.	LG	TD	NO.	FC	YDS.	AVG.	LG	TD	
2018	Vikings	0	0	0.0	0	0	0	0	0	0.0	0	0	
2019	Vikings	0	0	0.0	0	0	0	0	0	0.0	0	0	
2020	Vikings	1	17	17.0	17	0	0	0	0	0.0	0	0	
2021	Broncos	0	0	0.0	0	0	0	0	0	0.0	0	0	
2022	Broncos	0	0	0.0	0	0	0	0	0	0.0	0	0	
2023	Texans	4	66	16.5	25	0	0	0	0	0.0	0	0	
2023	Panthers	0	0	0.0	0	0	0	0	0	0.0	0	0	
2023	TOTAL	4	66	16.5	25	0	0	0	0	0.0	0	0	
2024	Panthers	0	0	0.0	0	0	0	0	0	0.0	0	0	
NFL TOTALS		5	83	16.6	25	0	0	0	0	0.0	0	0	

100-YARD RUSHING GAMES (1): REGULAR SEASON

DATE	TEAM	ATT.	YDS.	AVG.	LG	TD
12/29/19	BEARS	17	148	8.7	59	1

2024 GAME-BY-GAME REGULAR-SEASON STATISTICS (PANTHERS)

DATE	OPPONENT	P/S	RUSHING						RECEIVING							
			NO.	YDS.	AVG.	LG	TD	NO.	YDS.	AVG.	LG	TD	W/L	SCORE		
09/08	at Saints		PRACTICE SQUAD												L	10-47
2024 TOTALS		0-0	0	0	0.0	0	0	0	0	0	0.0	0	0	0	0-1	

CURRENT PLAYERS



**JONATHON
BROOKS**
6'0" // 207
TEXAS
HALLETTVILLE, TEXAS

24

RB

EXPERIENCE (YEARS)

NFL	PANTHERS	BIRTHDATE	ACQUIRED
R	R	7.21.03	02-24

JONATHON BROOKS' NFL REGULAR SEASON RUSHING/RECEIVING STATISTICS

DATE	TEAM	RUSHING							RECEIVING				
		GP	GS	NO.	YDS.	AVG.	LG	TD	NO.	YDS.	AVG.	LG	TD
2024	Panthers	0	0	0	0	0.0	0	0	0	0	0.0	0	0
NFL TOTALS		0	0	0	0	0.0	0	0	0	0	0.0	0	0


JONATHON BROOKS' NFL REGULAR SEASON RETURN STATISTICS

DATE	TEAM	KICKOFF RETURNS					PUNT RETURNS					
		RET.	YDS.	AVG.	LG	TD	NO.	FC	YDS.	AVG.	LG	TD
2024	Panthers	0	0	0.0	0	0	0	0	0	0.0	0	0
NFL TOTALS		0	0	0.0	0	0	0	0	0	0.0	0	0

2024 GAME-BY-GAME REGULAR-SEASON STATISTICS (PANTHERS)

DATE	OPPONENT	P/S	RUSHING					RECEIVING					TD	W/L	SCORE	
			NO.	YDS.	AVG.	LG	TD	NO.	YDS.	AVG.	LG					
09/08	at Saints		RESERVE/NON-FOOTBALL INJURY											L	10-47	
2024 TOTALS		0-0	0	0	0.0	0	0	0	0	0.0	0	0	0	0	0-1	

CURRENT PLAYERS



**DEON
CAIN**
6'2" // 202

CLEMSON
TAMPA, FL

88

WR

EXPERIENCE (YEARS)

NFL

PANTHERS

2

1

BIRTHDATE

8.9.96

ACQUIRED

FA-24

DEON CAIN'S NFL REGULAR SEASON RUSHING/RECEIVING STATISTICS

DATE	TEAM	GP	GS	RECEIVING					RUSHING				
				NO.	YDS.	AVG.	LG	TD	NO.	YDS.	AVG.	LG	TD
2018	Colts	0	0	0	0	0.0	0	0	0	0	0.0	0	0
2019	Colts	7	3	4	52	13.0	25	0	0	0	0.0	0	0
2019	Steelers	6	3	5	72	14.4	35	0	0	0	0.0	0	0
2019	TOTAL	13	6	9	124	13.8	35	0	0	0	0.0	0	0
2020	Steelers	2	0	0	0	0.0	0	0	0	0	0.0	0	0
2021	Ravens	0	0	0	0	0.0	0	0	0	0	0.0	0	0
2021	Eagles	0	0	0	0	0.0	0	0	0	0	0.0	0	0
2021	TOTAL	0	0	0	0	0.0	0	0	0	0	0.0	0	0
2022	Eagles	0	0	0	0	0.0	0	0	0	0	0.0	0	0
2024	Bills	0	0	0	0	0.0	0	0	0	0	0.0	0	0
NFL TOTALS		15	6	9	124	13.8	35	0	0	0	0.0	0	0

DEON CAIN'S NFL REGULAR SEASON RETURN STATISTICS

DATE	TEAM	RET.	KICKOFF RETURNS				PUNT RETURNS					
			YDS.	AVG.	LG	TD	NO.	FC	YDS.	AVG.	LG	TD
2018	Colts	0	0	0.0	0	0	0	0	0	0.0	0	0
2019	Colts	0	0	0.0	0	0	0	0	0	0.0	0	0
2019	Steelers	0	0	0.0	0	0	0	0	0	0.0	0	0
2019	TOTAL	0	0	0.0	0	0	0	0	0	0.0	0	0
2020	Steelers	0	0	0.0	0	0	0	0	0	0.0	0	0
2021	Ravens	0	0	0.0	0	0	0	0	0	0.0	0	0
2021	Eagles	0	0	0.0	0	0	0	0	0	0.0	0	0
2021	TOTAL	0	0	0.0	0	0	0	0	0	0.0	0	0
2022	Eagles	0	0	0.0	0	0	0	0	0	0.0	0	0
2024	Bills	0	0	0.0	0	0	0	0	0	0.0	0	0
NFL TOTALS		0	0	0.0	0	0	0	0	0	0.0	0	0

2024 GAME-BY-GAME REGULAR-SEASON STATISTICS (BILLS)

DATE	OPPONENT	P/S	RECEIVING					RUSHING					W/L	SCORE	
			NO.	YDS.	AVG.	LG	TD	NO.	YDS.	AVG.	LG	TD			
09/08	Cardinals		DID NOT PLAY											W	34-28
2024 TOTALS		0-0	0	0	0.0	0	0	0	0	0	0.0	0	0	1-0	