



**BOLT UP**  
los angeles chargers football



# GAME RELEASE



vs.



WEEK 6 | SUN. OCT. 13 | 1:05 PM PT

# GAME RELEASE

213.719.6600 | Chargers.com | @Chargers



Josh.Rupprecht@Chargers.NFL.com | Jennifer.Rojas@Chargers.NFL.com

Lauren.Georgeson@Chargers.NFL.com | Brock.Anderson@Chargers.NFL.com

Leonie.Strehl@Chargers.NFL.com | Ricky.Martinez@Chargers.NFL.com

## BOLTS HEAD TO DENVER FOR WEEK 6 BOUT

The Los Angeles Chargers face another AFC West foe in Week 6, heading to Denver to play the Broncos. Kickoff on Sun., Oct. 13 from Empower Field at Mile High is at 1:05 p.m. PT. Andrew Catalon, Tiki Barber, Jason McCourty and AJ Ross have the call on CBS and Paramount+, while Matt "Money" Smith, Daniel Jeremiah and Shannon Farren will broadcast on the Chargers Radio Network airwaves on ALT FM-98.7 as well as on SiriusXM 113 or 383 and on the SiriusXM app. Adrian Garcia-Marquez and Francisco Pinto will present the game in Spanish on Que Buena Los Angeles.

The teams faced off in Denver last season in Week 17, with the Broncos winning, 16-9. 11 of the last 14 matchups in the Mile High City have been decided by one score, including six of them by less than seven points.

The Chargers defense features three players with multiple sacks – outside linebacker **Khalil Mack** (2.5), outside linebacker **Joey Bosa** (2.0) and outside linebacker **Bud Dupree** (2.0). Mack's four quarterback hits are a team high and has added a pair of pass breakups this year. Four Bolts defenders have interceptions – Dupree, defensive lineman **Poona Ford**, cornerback **Kristian Fulton** and defensive back **Elijah Molden**. On offense, running back **J.K. Dobbins** leads all NFL running backs (min. 40 attempts) with a 6.11-yard rushing average. Second-year wide receiver **Quentin Johnston** leads the team with a career-best three receiving touchdowns and 142 yards on 11 catches (12.9 avg.). Meanwhile, rookie wide receiver **Ladd McConkey** sports team highs in receptions (15) and receiving yards (176), while also hauling in two touchdown passes.

Denver has won three-straight games, sitting with a 3-2 record on the season under Head Coach Sean Payton. Rookie quarterback Bo Nix has 866 passing yards and three touchdowns along with four interceptions and three more rushing scores. Running back Javonte Williams leads the team with 190 yards on the ground and is tied with wide receiver Courtland Sutton with a team-high 17 receptions.

Los Angeles stays on the road in Week 7, heading to Arizona to play the Cardinals on Monday Night Football. Kickoff from State Farm Stadium is at 6:00 p.m. PT on Mon., Oct. 21.

## BY THE NUMBERS

- 6.11** RB J.K. Dobbins sports a 6.11-yard rushing average this season, which is the best by any NFL running back in 2024 (min. 40 rushes).
- 12.5** The Los Angeles defense has allowed just 12.5 points per game this season, the best by any NFL team in 2024.
- +5** The Bolts have seven takeaways this season compared to just two giveaways, a plus-five turnover margin that ranks tied for No. 3 in the NFL.

## ON THE CALL

**TELEVISION: CBS/PARAMOUNT+**  
**Play-by-play:** Andrew Catalon  
**Analyst:** Tiki Barber & Jason McCourty  
**Sideline:** AJ Ross

**CHARGERS RADIO: ALT FM-98.7**  
**Play-by-play:** Matt "Money" Smith  
**Analyst:** Daniel Jeremiah  
**Sideline:** Shannon Farren

**NATIONAL RADIO: SPORTS USA**  
**Play-by-play:** Ted Robinson  
**Analyst:** Mark Carrier

**SPANISH RADIO: QUE BUENA**  
**LOS ANGELES (FM-105.5/94.3)**  
**Play-by-play:** Adrian Garcia-Marquez  
**Analyst:** Francisco Pinto

**CHARGERS MOBILE APP:** Official team news, full game stats and live press conferences are available on the Chargers mobile app. For more details, visit [Chargers.com/app](http://Chargers.com/app).

## 2024 CHARGERS SCHEDULE

### PRESEASON (1-2)

Wk	Date	Opponent	TV	Result
1	Sat., Aug. 10	SEATTLE	CBS LA	L, 16-3
2	Sat., Aug. 17	L.A. RAMS	CBS LA	L, 13-9
3	Sat., Aug. 24	at Dallas	CBS LA	W, 26-19

### REGULAR SEASON (2-2)

Wk	Date	Opponent	TV	Time*/Res.
1	Sun., Sept. 8	LAS VEGAS	CBS	W, 22-10
2	Sun., Sept. 15	at Carolina	CBS	W, 26-3
3	Sun., Sept. 22	at Pittsburgh	CBS	L, 20-10
4	Sun., Sept. 29	KANSAS CITY	CBS	L, 17-10
5	—	BYE	—	—
6	Sun., Oct. 13	at Denver	CBS	1:05 p.m.
7	Mon., Oct. 21	at Arizona	ESPN+	6:00 p.m.
8	Sun., Oct. 27	NEW ORLEANS	FOX	1:05 p.m.
9	Sun., Nov. 3	at Cleveland	CBS	10:00 a.m.
10	Sun., Nov. 10	TENNESSEE	FOX	1:05 p.m.
11	Sun., Nov. 17	CINCINNATI	CBS	1:25 p.m.
12	Mon., Nov. 25	BALTIMORE	ESPN	5:15 p.m.
13	Sun., Dec. 1	at Atlanta	CBS	10:00 a.m.
14	Sun., Dec. 8	at Kansas City	NBC	5:20 p.m.
15	Sun., Dec. 15	TAMPA BAY	FOX	1:25 p.m.
16	Sun., Dec. 22	DENVER	FOX	1:05 p.m.
17	TBD	at New England	TBD	TBD
18	TBD	at Las Vegas	TBD	TBD

\*All Times Pacific  
HOME GAMES IN CAPS

## 2024 AFC WEST STANDINGS

Team	W	L	T	Pct.	PF	PA
Kansas City	5	0	0	1.000	118	85
Denver	3	2	0	.600	96	73
<b>L.A. Chargers</b>	<b>2</b>	<b>2</b>	<b>0</b>	<b>.500</b>	<b>68</b>	<b>50</b>
Las Vegas	2	3	0	.400	96	131

## RELEASE INDEX

Content	Page	Content	Page
The 2024 Schedule . . . . .	2	Khalil Mack Notes . . . . .	22
Broncos Series History . . . . .	3	Joey Bosa Notes . . . . .	25
The Matchup . . . . .	5	Cameron Dicker Notes . . . . .	27
Connections . . . . .	7	Other Player Notes . . . . .	28
Assistant Coaches . . . . .	8	Career Stats vs. Broncos . . . . .	29
Team Notes . . . . .	9	2024 Stats . . . . .	35
Justin Herbert Notes . . . . .	11	Game Summaries . . . . .	37
J.K. Dobbins Notes . . . . .	19	Rosters & Transactions . . . . .	39
Derwin James Jr. Notes . . . . .	20	Media Information . . . . .	47

# BREAKING DOWN THE 2024 SCHEDULE

SERIES BREAKDOWN	2024 RECORD	NOTES
 <p><b>ALL-TIME:</b> 59-68-2  <b>HOME:</b> 31-33-1  <b>AWAY:</b> 28-35-1  <b>LAST:</b> W, 22-10 — 2024 vs. Raiders</p>	<p><b>OVERALL:</b> 2-3-0  <b>HOME:</b> 1-1-0  <b>AWAY:</b> 1-2-0  <b>STANDING:</b> 4th AFC West</p>	<p>The Chargers have won 15 of the past 21 home contests against the Raiders and defeated the Raiders in 12 of the last 20 road games. Los Angeles beat the Raiders at SoFi Stadium last season behind Khalil Mack's single-game franchise-record six sacks.</p>
 <p><b>ALL-TIME:</b> 2-6-0  <b>HOME:</b> 0-4-0  <b>AWAY:</b> 2-2-0  <b>LAST:</b> W, 26-3 — 2024 at Panthers</p>	<p><b>OVERALL:</b> 1-4-0  <b>HOME:</b> 0-2-0  <b>AWAY:</b> 1-2-0  <b>STANDING:</b> 4th NFC South</p>	<p>Los Angeles heads to Carolina to play the Panthers for just the fourth time in history and first since 2016. In the last matchup, a home game against Carolina in 2020, Justin Herbert made his second career start and threw for 330 yards, becoming the third player in NFL history to top 300 passing yards in each of his first two career starts.</p>
 <p><b>ALL-TIME:</b> 9-24-0  <b>HOME:</b> 7-9-0  <b>AWAY:</b> 2-15-0  <b>LAST:</b> L, 20-10 — 2024 at Steelers</p>	<p><b>OVERALL:</b> 3-2-0  <b>HOME:</b> 1-1-0  <b>AWAY:</b> 2-1-0  <b>STANDING:</b> 2nd AFC North</p>	<p>The Bolts have won three of the last five bouts in the series, including the 2021 <i>Sunday Night Football</i> come-from-behind victory at home by four points where Justin Herbert become the first player in NFL history to throw for 350 yards and run for 90 in the same game.</p>
 <p><b>ALL-TIME:</b> 57-70-1  <b>HOME:</b> 31-32-1  <b>AWAY:</b> 26-38-0  <b>LAST:</b> L, 17-10 — 2024 vs. Chiefs</p>	<p><b>OVERALL:</b> 5-0-0  <b>HOME:</b> 3-0-0  <b>AWAY:</b> 2-0-0  <b>STANDING:</b> 1st AFC West</p>	<p>The Chargers have an all-time regular-season home record against the Chiefs of 31-31-1, with the last five matchups being decided by one score. The Chargers have won two of the last four road games against the Chiefs, including back-to-back wins in 2020 and 2021.</p>
 <p><b>ALL-TIME:</b> 55-72-1  <b>HOME:</b> 37-27-0  <b>AWAY:</b> 18-45-1  <b>LAST:</b> L, 16-9 — 2023 at Broncos</p>	<p><b>OVERALL:</b> 3-2-0  <b>HOME:</b> 1-1-0  <b>AWAY:</b> 2-1-0  <b>STANDING:</b> 2nd AFC West</p>	<p>The Bolts hold a 37-27 regular-season home record against the Broncos. In the 2022 home game on <i>Monday Night Football</i>, Los Angeles beat Denver in overtime, 19-16. 11 of the last 14 matchups in the Mile High City have been decided by one score, including six of them by less than seven points.</p>
 <p><b>ALL-TIME:</b> 11-4-0  <b>HOME:</b> 7-1-0  <b>AWAY:</b> 4-3-0  <b>LAST:</b> W, 25-24 — 2022 at Cardinals</p>	<p><b>OVERALL:</b> 2-3-0  <b>HOME:</b> 1-2-0  <b>AWAY:</b> 1-1-0  <b>STANDING:</b> 2nd NFC West</p>	<p>The Chargers hold a 11-4 (.733) all-time advantage against Arizona. Los Angeles has won five of the last six games, including a 25-24 come-from-behind victory in 2022. The Week 7 matchup marks the third-ever Monday night contest between the teams and the first since 2014.</p>
 <p><b>ALL-TIME:</b> 7-6-0  <b>HOME:</b> 3-3-0  <b>AWAY:</b> 4-3-0  <b>LAST:</b> L, 30-27 (OT) — 2020 at Saints</p>	<p><b>OVERALL:</b> 2-3-0  <b>HOME:</b> 1-1-0  <b>AWAY:</b> 1-2-0  <b>STANDING:</b> 3rd NFC South</p>	<p>The Chargers face the Saints for the 14th time in history, boasting a 7-6 all-time advantage. Typically high-scoring affairs, Los Angeles has eclipsed 25 points in five of the last six games. The late October matchup is the first home game for the Chargers between the teams since 2016.</p>
 <p><b>ALL-TIME:</b> 19-9-1  <b>HOME:</b> 9-4-0  <b>AWAY:</b> 10-5-1  <b>LAST:</b> W, 30-28 — 2022 at Browns</p>	<p><b>OVERALL:</b> 1-4-0  <b>HOME:</b> 0-2-0  <b>AWAY:</b> 1-2-0  <b>STANDING:</b> 3rd AFC North</p>	<p>Winners of 14 of the last 18 matchups with Cleveland, the Chargers hold a 19-9-1 advantage in the regular-season series against the Browns. Los Angeles won the last matchup in Cleveland in 2022, 30-28, and is undefeated in all 14 games in the series when scoring 25 points.</p>
 <p><b>ALL-TIME:</b> 28-16-1  <b>HOME:</b> 19-3-1  <b>AWAY:</b> 9-13-0  <b>LAST:</b> L, 27-24 (OT) — 2023 at Titans</p>	<p><b>OVERALL:</b> 1-3-0  <b>HOME:</b> 0-2-0  <b>AWAY:</b> 1-1-0  <b>STANDING:</b> 3rd AFC South</p>	<p>The Chargers are 28-16-1 (0.636) against the former AFL West rival. Los Angeles has won 11 of the past 14 games overall, eight straight as the home team. In the eight-straight home wins, the Bolts average 30.8 points and 401.3 net yards per game.</p>
 <p><b>ALL-TIME:</b> 22-14-0  <b>HOME:</b> 11-7-0  <b>AWAY:</b> 11-7-0  <b>LAST:</b> W, 41-22 — 2021 at Bengals</p>	<p><b>OVERALL:</b> 1-4-0  <b>HOME:</b> 0-3-0  <b>AWAY:</b> 1-1-0  <b>STANDING:</b> 4th AFC North</p>	<p>The game will be the first home matchup for the Chargers against the Bengals since a 26-21 victory in 2018. The Bolts have won three-straight games against Cincinnati, including a 19-point victory in 2021 that saw Justin Herbert throw for 317 yards and three touchdowns, registering a 118.4 passer rating.</p>
 <p><b>ALL-TIME:</b> 5-9-0  <b>HOME:</b> 4-5-0  <b>AWAY:</b> 1-4-0  <b>LAST:</b> L, 20-10 — 2023 vs. Ravens</p>	<p><b>OVERALL:</b> 3-2-0  <b>HOME:</b> 1-1-0  <b>AWAY:</b> 2-1-0  <b>STANDING:</b> 1st AFC North</p>	<p>The Chargers host the Ravens for the second-straight season, this time featuring brothers at the helm — Los Angeles Head Coach Jim Harbaugh and Baltimore Head Coach John Harbaugh. Last year, the Chargers and Ravens were also on primetime, squaring off on <i>Sunday Night Football</i>.</p>
 <p><b>ALL-TIME:</b> 4-8-0  <b>HOME:</b> 1-6-0  <b>AWAY:</b> 3-2-0  <b>LAST:</b> W, 20-17 — 2022 at Falcons</p>	<p><b>OVERALL:</b> 3-2-0  <b>HOME:</b> 2-2-0  <b>AWAY:</b> 1-0-0  <b>STANDING:</b> 1st NFC South</p>	<p>The Bolts have won each of the past three matchups against Atlanta by three points, including one in 2022 that saw Cameron Dicker make a game-winning kick as time expired, earning him AFC Special Teams Player of the Week honors. Nine of the 12 games in series history were decided by one score.</p>
 <p><b>ALL-TIME:</b> 8-4-0  <b>HOME:</b> 3-2-0  <b>AWAY:</b> 5-2-0  <b>LAST:</b> L, 38-31 — 2020 at Buccaneers</p>	<p><b>OVERALL:</b> 3-2-0  <b>HOME:</b> 2-1-0  <b>AWAY:</b> 1-1-0  <b>STANDING:</b> 2nd NFC South</p>	<p>With a regular-season record of 8-4 (.667) against the Buccaneers, the Bolts host Tampa Bay for the first time since 2016. Four of the past six games between the teams have been decided by one score. In the all-time series, the Chargers are 5-1 when scoring 25-plus points.</p>
 <p><b>ALL-TIME:</b> 15-24-2  <b>HOME:</b> 6-12-1  <b>AWAY:</b> 10-12-1  <b>LAST:</b> W, 6-0 — 2023 at Patriots</p>	<p><b>OVERALL:</b> 1-4-0  <b>HOME:</b> 0-2-0  <b>AWAY:</b> 1-2-0  <b>STANDING:</b> 4th AFC East</p>	<p>Los Angeles heads to New England for second-straight season, winning 6-0 last year for the team's first shutout since 2017. The Patriots hold a 24-15-2 advantage in the all-time series, with five of the last seven matchups having been decided by less than 10 points.</p>

# CHARGERS-BRONCOS SERIES HISTORY

## SERIES BREAKDOWN

<b>All-Time Series Record</b> . . . . .	55-73-1 (.430)
<b>Regular Season Series Record</b> . . . . .	55-72-1 (.436)
<b>Chargers All-Time at Broncos</b> . . . . .	18-46-1 (.285)
<b>Current Streak</b> . . . . .	L, Three (3) games
<b>Last Meeting</b> . . . . .	Dec. 31, 2023 – L, 16-9
<b>Longest Chargers Win Streak</b> . . . . .	Six (6) games (1963-66)
<b>Longest Broncos Win Streak</b> . . . . .	Seven (7) games (1975-78)
<b>Head Coach Jim Harbaugh vs. Broncos*</b> . . . . .	2-3 (.400)
<b>Most Career GP vs. Broncos</b> . . . . .	OLB Khalil Mack/LB Denzel Perryman (13)

\*Including years as a player

## TEAM SUPERLATIVES AGAINST BRONCOS

<b>Most Points Scored</b> . . . . .	58 – Dec. 22, 1963 vs. Den.
<b>Fewest Points Allowed</b> . . . . .	0 – Last: Oct. 22, 2017 vs. Den.
<b>Average Points Scored</b> . . . . .	21.3
<b>Average Points Allowed</b> . . . . .	21.3
<b>Most Points (Combined)</b> . . . . .	84 – Oct. 6, 1963 at Den.
<b>Fewest Points (Combined)</b> . . . . .	7 – Oct. 7, 1979 at Den.
<b>Largest Margin of Victory</b> . . . . .	38 – Dec. 22, 1963 vs. Den.
<b>Most Total Net Yards</b> . . . . .	581 – Oct. 20, 1968 vs. Den.
<b>Fewest Total Net Yards Allowed</b> . . . . .	156 – Oct. 8, 1978 vs. Den.
<b>Most First Downs</b> . . . . .	31 – Nov. 27, 1983 vs. Den.
<b>Fewest First Downs Allowed</b> . . . . .	11 – Last: Nov. 9, 1980 vs. Den.
<b>Most Net Passing Yards</b> . . . . .	384 – Nov. 18, 2018 vs. Den.
<b>Fewest Net Passing Yards Allowed</b> . . . . .	8 – Nov. 30, 1975 at Den.
<b>Most Rushing Yards</b> . . . . .	289 – Dec. 28, 2008 vs. Den.
<b>Fewest Rushing Yards Allowed</b> . . . . .	18 – Dec. 12, 2013 at Den.
<b>Most Takeaways</b> . . . . .	7 – Sept. 21, 1980 at Den.
<b>Fewest Giveaways</b> . . . . .	0 – Last: Jan. 2, 2022 vs. Den.

## MOST RECENT SINGLE-GAME HIGHS

Category	Date	Opp./Loc.	Player	No.
<b>Completions</b>	Oct. 17, 2022	vs. Den.	J.Herbert	37
<b>Comp. Pct.*</b>	Nov. 22, 2009	at Den.	P.Rivers	77.3
<b>Passing Yards</b>	Nov. 18, 2018	vs. Den.	P.Rivers	401
<b>Passing TDs</b>	Dec. 1, 1968	at Den.	J.Hadl	5
<b>Passer Rating*</b>	Dec. 28, 2008	vs. Den.	P.Rivers	141.0
<b>Rushing Yards</b>	Dec. 1, 2002	vs. Den.	L.Tomlinson	220
<b>Rushing TDs</b>	Nov. 29, 1981	vs. Den.	C.Muncie	4
<b>Receptions</b>	Oct. 6, 2019	vs. Den.	A.Ekeler	15
<b>Receiving Yards</b>	Sept. 11, 1965	vs. Den.	L.Alworth	211
<b>Receiving TDs</b>	Dec. 1, 1968	at Den.	L.Alworth	4
<b>Scrim. Yards</b>	Dec. 1, 2002	vs. Den.	L.Tomlinson	271
<b>Scrim. TDs</b>	Nov. 19, 2006	at Den.	L.Tomlinson	4
<b>Tackles</b>	Dec. 5, 2004	vs. Den.	D.Edwards	20
<b>Sacks</b>	Dec. 22, 1991	vs. Den.	L.O'Neal	4.0
<b>Interceptions</b>	Sept. 24, 1972	vs. Den.	J.Beauchamp	3
<b>FGs Made</b>	Oct. 9, 2011	at Den.	N.Novak	5
<b>Net Punt Avg.**</b>	Dec. 10, 2023	vs. Den.	J.Scott	57.4

\*Min. 20 Pass Attempts

\*\*Min. Three Punts

## ALL-TIME GAMES AGAINST BRONCOS

Date	Opponent	Result	Venue
Oct. 16, 1960	at Denver	W, 23-19	Bears Stadium
Dec. 10, 1960	vs. Denver	W, 41-33	L.A. Memorial Coliseum
Oct. 29, 1961	vs. Denver	W, 37-0	Balboa Stadium
Nov. 12, 1961	at Denver	W, 19-16	Bears Stadium
Sept. 7, 1962	at Denver	L, 30-21	Bears Stadium
Nov. 4, 1962	vs. Denver	L, 23-20	Balboa Stadium
Oct. 6, 1963	at Denver	L, 50-34	Bears Stadium
Dec. 22, 1963	vs. Denver	W, 58-20	Balboa Stadium
Oct. 18, 1964	vs. Denver	W, 42-14	Balboa Stadium
Nov. 8, 1964	at Denver	W, 31-20	Bears Stadium
Sept. 11, 1965	vs. Denver	W, 34-31	Balboa Stadium
Nov. 7, 1965	at Denver	W, 35-21	Bears Stadium
Oct. 30, 1966	vs. Denver	W, 24-17	Balboa Stadium
Nov. 27, 1966	at Denver	L, 20-17	Bears Stadium
Oct. 22, 1967	at Denver	W, 38-21	Bears Stadium
Nov. 23, 1967	vs. Denver	W, 24-20	San Diego Stadium
Oct. 20, 1968	vs. Denver	W, 55-24	San Diego Stadium
Dec. 1, 1968	at Denver	W, 47-23	Mile High Stadium
Nov. 2, 1969	at Denver	L, 13-0	Mile High Stadium
Nov. 23, 1969	vs. Denver	W, 45-24	San Diego Stadium
Nov. 8, 1970	vs. Denver	W, 24-21	San Diego Stadium
Dec. 13, 1970	at Denver	T, 17-17	Mile High Stadium
Oct. 17, 1971	at Denver	L, 20-16	Mile High Stadium
Dec. 12, 1971	vs. Denver	W, 45-17	San Diego Stadium
Sept. 24, 1972	vs. Denver	W, 37-14	San Diego Stadium
Dec. 10, 1972	at Denver	L, 38-13	Mile High Stadium
Nov. 11, 1973	at Denver	L, 30-19	Mile High Stadium
Dec. 9, 1973	vs. Denver	L, 42-28	San Diego Stadium
Oct. 20, 1974	at Denver	L, 27-7	Mile High Stadium
Dec. 15, 1974	vs. Denver	W, 17-0	San Diego Stadium
Nov. 16, 1975	vs. Denver	L, 27-17	San Diego Stadium
Nov. 30, 1975	at Denver	L, 13-10 (OT)	Mile High Stadium
Oct. 3, 1976	at Denver	L, 26-0	Mile High Stadium
Nov. 14, 1976	vs. Denver	L, 17-0	San Diego Stadium
Nov. 13, 1977	vs. Denver	L, 17-14	San Diego Stadium
Dec. 11, 1977	at Denver	L, 17-9	Mile High Stadium
Sept. 17, 1978	at Denver	L, 27-14	Mile High Stadium
Oct. 8, 1978	vs. Denver	W, 23-0	San Diego Stadium
Oct. 7, 1979	at Denver	L, 7-0	Mile High Stadium
Dec. 17, 1979	vs. Denver	W, 17-7	San Diego Stadium
Sept. 21, 1980	at Denver	W, 30-13	Mile High Stadium
Nov. 9, 1980	vs. Denver	L, 20-13	Jack Murphy Stadium
Sept. 27, 1981	at Denver	L, 42-24	Mile High Stadium
Nov. 29, 1981	vs. Denver	W, 34-17	Jack Murphy Stadium
Sept. 12, 1982	at Denver	W, 23-3	Mile High Stadium
Nov. 28, 1982	vs. Denver	W, 30-20	Jack Murphy Stadium
Oct. 23, 1983	at Denver	L, 14-6	Mile High Stadium
Nov. 27, 1983	vs. Denver	W, 31-7	Jack Murphy Stadium
Nov. 11, 1984	vs. Denver	L, 16-13	Jack Murphy Stadium
Dec. 9, 1984	at Denver	L, 16-13	Mile High Stadium
Nov. 3, 1985	vs. Denver	W, 30-10	Jack Murphy Stadium
Nov. 17, 1985	at Denver	L, 30-24 (OT)	Mile High Stadium
Oct. 12, 1986	vs. Denver	L, 31-14	Jack Murphy Stadium
Nov. 9, 1986	at Denver	W, 9-3	Mile High Stadium

# CHARGERS-BRONCOS SERIES HISTORY

## ALL-TIME GAMES AGAINST BRONCOS

Date	Opponent	Result	Venue
Nov. 29, 1987	vs. Denver	L, 31-17	Jack Murphy Stadium
Dec. 27, 1987	at Denver	L, 24-0	Mile High Stadium
Sept. 11, 1988	at Denver	L, 34-3	Mile High Stadium
Oct. 2, 1988	vs. Denver	L, 12-0	Jack Murphy Stadium
Oct. 8, 1989	at Denver	L, 16-10	Mile High Stadium
Dec. 24, 1989	vs. Denver	W, 19-16	Jack Murphy Stadium
Nov. 11, 1990	vs. Denver	W, 19-7	Jack Murphy Stadium
Dec. 16, 1990	at Denver	L, 20-10	Mile High Stadium
Sept. 22, 1991	at Denver	L, 27-19	Mile High Stadium
Dec. 22, 1991	vs. Denver	L, 17-14	Jack Murphy Stadium
Sept. 13, 1992	at Denver	L, 21-13	Mile High Stadium
Oct. 25, 1992	vs. Denver	W, 24-21	Jack Murphy Stadium
Sept. 12, 1993	at Denver	L, 34-17	Mile High Stadium
Dec. 5, 1993	vs. Denver	W, 13-10	Jack Murphy Stadium
Sept. 4, 1994	at Denver	W, 37-34	Mile High Stadium
Oct. 23, 1994	vs. Denver	L, 20-15	Jack Murphy Stadium
Sept. 24, 1995	vs. Denver	W, 17-6	Jack Murphy Stadium
Nov. 19, 1995	at Denver	L, 30-27	Mile High Stadium
Oct. 6, 1996	at Denver	L, 28-17	Mile High Stadium
Dec. 22, 1996	vs. Denver	W, 16-10	Jack Murphy Stadium
Nov. 30, 1997	vs. Denver	L, 38-28	Qualcomm Stadium
Dec. 21, 1997	at Denver	L, 38-3	Mile High Stadium
Nov. 8, 1998	at Denver	L, 27-10	Mile High Stadium
Nov. 29, 1998	vs. Denver	L, 31-16	Qualcomm Stadium
Nov. 7, 1999	vs. Denver	L, 33-17	Qualcomm Stadium
Jan. 2, 2000	at Denver	W, 12-6	Mile High Stadium
Oct. 8, 2000	vs. Denver	L, 21-7	Qualcomm Stadium
Nov. 19, 2000	at Denver	L, 38-37	Mile High Stadium
Oct. 21, 2001	vs. Denver	W, 27-10	Qualcomm Stadium
Nov. 11, 2001	at Denver	L, 26-16	Invesco Field at Mile High
Oct. 6, 2002	at Denver	L, 26-9	Invesco Field at Mile High
Dec. 1, 2002	vs. Denver	W, 30-27 (OT)	Qualcomm Stadium
Sept. 14, 2003	vs. Denver	L, 37-13	Qualcomm Stadium
Nov. 16, 2003	at Denver	L, 37-8	Invesco Field at Mile High
Sept. 26, 2004	at Denver	L, 23-13	Invesco Field at Mile High
Dec. 5, 2004	vs. Denver	W, 20-17	Qualcomm Stadium
Sept. 18, 2005	at Denver	L, 20-17	Invesco Field at Mile High
Dec. 31, 2005	vs. Denver	L, 23-7	Qualcomm Stadium
Nov. 19, 2006	at Denver	W, 35-27	Invesco Field at Mile High
Dec. 10, 2006	vs. Denver	W, 48-20	Qualcomm Stadium

## ALL-TIME GAMES AGAINST BRONCOS

Date	Opponent	Result	Venue
Oct. 7, 2007	at Denver	W, 41-3	Invesco Field at Mile High
Dec. 24, 2007	vs. Denver	W, 23-3	Qualcomm Stadium
Sept. 14, 2008	at Denver	L, 39-38	Invesco Field at Mile High
Dec. 28, 2008	vs. Denver	W, 52-21	Qualcomm Stadium
Oct. 19, 2009	vs. Denver	L, 34-23	Qualcomm Stadium
Nov. 22, 2009	at Denver	W, 32-3	Invesco Field at Mile High
Nov. 22, 2010	vs. Denver	W, 35-14	Qualcomm Stadium
Jan. 2, 2011	at Denver	W, 33-28	Invesco Field at Mile High
Oct. 9, 2011	at Denver	W, 29-24	Sports Auth. Fld. at Mile High
Nov. 27, 2011	vs. Denver	L, 16-13 (OT)	Qualcomm Stadium
Oct. 15, 2012	vs. Denver	L, 35-24	Qualcomm Stadium
Nov. 18, 2012	at Denver	L, 30-23	Sports Auth. Fld. at Mile High
Nov. 10, 2013	vs. Denver	L, 28-20	Qualcomm Stadium
Dec. 12, 2013	at Denver	W, 27-20	Sports Auth. Fld. at Mile High
Jan. 12, 2014	at Denver*	L, 24-17	Sports Auth. Field at Mile High
Oct. 23, 2014	at Denver	L, 35-21	Sports Auth. Field at Mile High
Dec. 14, 2014	vs. Denver	L, 22-10	Qualcomm Stadium
Dec. 6, 2015	vs. Denver	L, 17-3	Qualcomm Stadium
Jan. 3, 2016	at Denver	L, 27-20	Sports Auth. Fld. at Mile High
Oct. 13, 2016	vs. Denver	W, 21-13	Qualcomm Stadium
Oct. 30, 2016	at Denver	L, 27-19	Sports Auth. Field at Mile High
Sept. 11, 2017	at Denver	L, 24-21	Sports Auth. Field at Mile High
Oct. 22, 2017	vs. Denver	W, 21-0	StubHub Center
Nov. 18, 2018	vs. Denver	L, 23-22	StubHub Center
Dec. 30, 2018	at Denver	W, 23-9	Broncos Stadium at Mile High
Oct. 6, 2019	vs. Denver	L, 20-13	Dignity Health Sports Park
Dec. 1, 2019	at Denver	L, 23-20	Empower Field at Mile High
Nov. 1, 2020	at Denver	L, 31-30	Empower Field at Mile High
Dec. 27, 2020	vs. Denver	W, 19-16	SoFi Stadium
Nov. 28, 2021	at Denver	L, 28-13	Empower Field at Mile High
Jan. 2, 2022	vs. Denver	W, 34-13	SoFi Stadium
Oct. 17, 2022	vs. Denver	W, 19-16 (OT)	SoFi Stadium
Jan. 8, 2023	at Denver	L, 31-28	Empower Field at Mile High
Dec. 10, 2023	vs. Denver	L, 24-7	SoFi Stadium
Dec. 31, 2023	at Denver	L, 16-9	Empower Field at Mile High

*^Ties were not counted in winning percentage until the 1972 season.  
Ties prior to 1972 are not calculated into the series winning percentage.*

*\*AFC Divisional*

# THE MATCHUP

## AT THE HELM



### JIM HARBAUGH

#### Chargers Head Coach

Overall Record: 51-24-1 (.678)  
 Reg. Season Record: 46-21-1 (.684)  
 Postseason Record: 10-7 (.588)  
 Record vs. DEN: 2-3 (.400)  
 Road Record (Reg.): 22-12-1 (.643)

Hometown: Toledo, Oh.  
 College: Michigan '87

Harbaugh brings with him a winning culture, posting a 144-52 record as a collegiate head coach and a 49-22-1 record as an NFL head coach. In four years, he led the San Francisco 49ers to three-straight NFC Championship Games, including an appearance in Super Bowl XLVII.

With a keen eye for talent and an ability to develop players, Harbaugh coached nine eventual first-round selections over his nine-season tenure at Michigan (2015-23). Over the course of his four seasons (2011-14) with San Francisco, Harbaugh coached 17 players to a combined 30 Pro Bowl selections — the second-most Pro Bowlers in the NFL in that time. Eight of those players were also recognized as first-team All-Pro selections from *The Associated Press*, including linebackers Patrick Willis (twice) and NaVorro Bowman (three times).

Prior to being a head coach in the NFL, Harbaugh spent four years at the helm at Stanford University (2007-10) and three at the University of San Diego (2004-06). He turned around a Stanford program that went 1-11 in 2006 and led the Cardinal to 29 wins over his four seasons in Palo Alto, Calif., including a 12-win season that culminated in an Orange Bowl victory in 2010. Harbaugh broke into the head coaching ranks at San Diego, leading the Toreros to a 29-6 record in three years.

Harbaugh played quarterback at the University of Michigan, finishing his career as one of the most efficient passers in college football history. He posted a 21-3-1 record as a starter for the Wolverines, earning first-team All-American honors and finishing third in voting for the Heisman Trophy in 1986. Harbaugh paced the nation in 1985 in passing efficiency rating, while his career passing efficiency rating ranked as the best in NCAA history for more than 12 years following his time at Michigan.



### SEAN PAYTON

#### Broncos Head Coach

Overall Record: 172-108-0 (.614)  
 Reg. Season Record: 163-100-0 (.620)  
 Postseason Record: 9-8 (.529)  
 Record vs. LAC: 6-0 (1.000)  
 Home Record (Reg.): 84-46 (.646)

Hometown: Naperville, Ill.  
 College: Eastern Illinois ('87)

Sean Payton is in his second season with the Denver Broncos after being named the 20th head coach in franchise history on Feb. 3, 2023, by Owner and CEO Greg Penner.

One of the winningest coaches and brightest offensive minds in NFL history, Payton enters his 17th season as a head coach after transforming the New Orleans Saints into a perennial contender for 15 seasons (2006-11, '13-21). Leading the Saints to a victory in Super Bowl XLIV in 2009, Payton has 169 career wins as a head coach (160 regular season, 9 playoffs) that rank 22nd in NFL history (5th among active HCs).

In his 26th NFL season with stops in Dallas (2003-05), the New York Giants (1999-2002) and Philadelphia (1997-98) as an assistant, Payton has nine 10+win seasons and seven division titles as a head coach. With 35 years of overall coaching experience, Payton led the most prolific offensive stretch in NFL history with the Saints totaling the most touchdowns (807) for any 16-year period in league annals from 2006-21.

In 19 seasons as a head coach or coordinator in the NFL, Payton has directed offenses that have led the league in yards six times—including an NFL-record 7,474 yards in 2011—along with 10 Top-5 NFL rankings. His offenses have totaled nine Top-5 NFL rankings in points, including leading the league twice in scoring and posting the fourth-highest point total in NFL history for a single season (547, 2011).

Payton earned a bachelor's degree in communications from Eastern Illinois and received an honorary doctorate from his alma mater in 2013. Born on Dec. 29, 1963, in San Mateo, Calif., Sean Payton is married to Skylene. He has one daughter, Meghan, and one son, Connor.

## 2024 REGULAR SEASON TEAM RANKINGS

2-2  
3rd (AFC West)

3-2  
2nd (AFC West)

### OFFENSE (NFL RANK)

17.0 (28th) . . . . . Points Per Game . . . . . 19.2 (T-22nd)  
 263.8 (29th) . . . . . Net Yds. Per Game . . . . . 270.6 (28th)  
 127.8 (9th) . . . . . Net Rushing Yds. Per Game . . . . . 106.8 (21st)  
 136.0 (31st) . . . . . Net Passing Yds. Per Game . . . . . 163.8 (19th)  
 4.86 (24th) . . . . . Scrimmage Yds. Per Play . . . . . 4.47 (28th)  
 1/0 . . . . . Opp. Interceptions/Return Yds. . . . . 4/9  
 9/58 . . . . . Sacks Allowed/Yds. . . . . 7/47  
 5/1 . . . . . Fumbles/Lost . . . . . 5/3  
 36.36% (21st) . . . . . Third Down Pct. . . . . 24.64% (31st)  
 44.44% (T-24th) . . . . . Red Zone TD Pct. . . . . 43.75% (T-26th)  
 30:24 (15th) . . . . . Time of Possession Avg. . . . . 29:35 (19th)  
 2 (T-1st) . . . . . Giveaways. . . . . 7 (T-21st)

### DEFENSE (NFL RANK)

12.5 (1st) . . . . . Points Per Game . . . . . 14.6 (T-2nd)  
 282.5 (5th) . . . . . Net Yds. Per Game . . . . . 271.2 (3rd)  
 94.0 (6th) . . . . . Net Rushing Yds. Per Game . . . . . 111.4 (10th)  
 188.5 (10th) . . . . . Net Passing Yds. Per Game . . . . . 159.8 (5th)  
 4.96 (6th) . . . . . Scrimmage Yds. Per Play . . . . . 4.39 (2nd)  
 4/34 . . . . . Interceptions/ Return Yds. . . . . 5/158  
 11/77 . . . . . Sacks/Yds. . . . . 19/108  
 3/3 . . . . . Opp. Fumbles/Lost . . . . . 4/3  
 39.29% (20th) . . . . . Third Down Pct. . . . . 32.35% (T-9th)  
 28.57% (2nd) . . . . . Red Zone TD Pct. . . . . 33.33% (T-3rd)  
 7 (T-10th) . . . . . Takeaways. . . . . 8 (T-6th)

**+5 (T-3rd) . . . . . TURNOVER MARGIN . . . . . +1 (T-11th)**

### SPECIAL TEAMS (NFL RANK)

49.1 (11th) . . . . . Punts-Avg. Yds. (Gross) . . . . . 46.6 (22nd)  
 43.2 (12th) . . . . . Punts-Avg. Yds. (Net) . . . . . 43.3 (9th)  
 9.7 (16th) . . . . . Punt Returns-Avg. Per. . . . . 12.8 (5th)  
 9.5 (18th) . . . . . Punt Returns-Avg. Per Allowed. . . . . 5.3 (4th)  
 21.3 (29th) . . . . . Kickoff Returns-Avg. Per . . . . . 26.0 (17th)  
 27.3 (23rd) . . . . . Kickoff Returns-Avg. Per Allowed. . . . . 23.8 (5th)  
 7/8 (T-24th) . . . . . Field Goals Made/Attempted. . . . . 12/13 (T-3rd)

### PENALTIES (NFL RANK)

26/185 (8th) . . . . . Penalties Against/Yds. . . . . 36/353 (T-22nd)

# THE MATCHUP

## WITHIN STRIKING DISTANCE

### OLB Joey Bosa

- Needs 1.0 sacks to reach 70.0 for his career and rank No. 2 in team history.
- Needs a strip sack to be the first player to reach 10 since the beginning of the 2021 season.

### WR Derius Davis

- Needs 42 punt return yards to reach 456 for his career and move into No. 10 on the franchise's all-time punt return yards list.
- Needs a kickoff return for a touchdown to be the first player to return both a punt and a kickoff for a score in the last four seasons.

### RB J.K. Dobbins

- Needs 100 rushing yards for his third 100-yard rushing performance of the season. He would join RB Don Woods (1974), RB Natrone Means (1995) and RB LaDainian Tomlinson (2001) as the only Chargers with three 100-yard rushing performances within the first five games of a season.

### OLB Bud Dupree

- With a start on Sunday, would reach 100 career starts.

### DL Justin Eboigbe

- Sunday would mark his NFL debut.

### DL Poona Ford

- Needs an interception to be the second interior defensive lineman with multiple picks in a season over the last 10 years.

### S Derwin James Jr.

- Sunday would mark career game played No. 70. With a start, it would also be his 70th career start.
- Needs 3.5 sacks and two interceptions to be the second defensive back since at least 2000 to have 500 tackles, 15.0 sacks and 10 interceptions within their first seven pro seasons.

### OLB Khalil Mack

- Needs one more forced fumble to reach 31 for his career and be the only player with more than 30 since he entered the NFL in 2014.

### WR Ladd McConkey

- Needs 11 receptions to set the franchise record for the most catches by any Charger in their first five career games (WR Billy Parks, 25 receptions).

### T Rashawn Slater

- Sunday would mark career game played No. 40. With a start, it would also be his 40th career start.

### RB Kimani Vidal

- Sunday would mark his NFL debut.

## 2024 INDIVIDUAL LEADERS

2-2  
3rd (AFC West)

3-2  
2nd (AFC West)

### PASSING YARDS

Herbert . . . . .	578	Nix . . . . .	866
Heinicke . . . . .	24		

### RUSHING YARDS

Dobbins . . . . .	342	Williams . . . . .	190
Edwards . . . . .	114	Nix . . . . .	119
Herbert . . . . .	24	McLaughlin . . . . .	108

### RECEIVING YARDS

McConkey . . . . .	176	Sutton . . . . .	224
Johnston . . . . .	142	Reynolds . . . . .	183
Dobbins . . . . .	44	Humphrey . . . . .	135
Dissly . . . . .	85	Williams . . . . .	130

### POINTS SCORED

Dicker . . . . .	26	Lutz . . . . .	44
Johnston . . . . .	18	Nix . . . . .	18
Two tied . . . . .	12	McLaughlin . . . . .	12

### INTERCEPTIONS

Ford . . . . .	1	Surtain . . . . .	2
Molden . . . . .	1	Jones . . . . .	1
Two tied . . . . .	1	Two tied . . . . .	1

### SACKS

Mack . . . . .	2.5	Cooper . . . . .	4.0
Bosa . . . . .	2.0	Bonitto . . . . .	3.0
Dupree . . . . .	2.0	Allen . . . . .	3.0

### TACKLES (SOLO)

Henley . . . . .	33 (22)	Moss . . . . .	33 (24)
Perryman . . . . .	30 (22)	Jones . . . . .	32 (17)
James Jr. . . . .	21 (15)	Singleton . . . . .	31 (17)
Molden . . . . .	17 (9)	Barton . . . . .	29 (16)

### KICKOFF RETURNS (AVG.)

Davis . . . . .	4 (21.3)	Mims . . . . .	3 (69)
-----------------	----------	----------------	--------

### PUNT RETURNS (AVG.); FC

Davis . . . . .	3 (9.7); 10	Mims . . . . .	12 (12.8); 6
-----------------	-------------	----------------	--------------

### FIELD GOALS

Dicker . . . . .	7-9 (87.5%)	Lutz . . . . .	12-13 (92.3%)
------------------	-------------	----------------	---------------

### PUNTS (GROSS/NET AVG.)

Scott . . . . .	23 (49.1/43.0)	Dixon . . . . .	30 (46.6/43.3)
-----------------	----------------	-----------------	----------------

\*Player no longer with team.

# CHARGERS-BRONCOS CONNECTIONS

## COLLEGE CONNECTIONS

	LAC	C Bradey Bozeman	2013-17
	LAC	P JK Scott	2014-17
	LAC	DL Justin Eboigbe	2019-23
	DEN	Keary Colbert	2014-15
	DEN	Isaac Shewmaker	2016-19
	LAC	Robert Muschamp	2015-18
	DEN	QB Jarrett Stidham	2017-18
	LAC	DL Scott Matlock	2018-22
	DEN	S JL Skinner	2019-22
	LAC	S Derwin James Jr.	2015-17
	DEN	Addison Lynch	2012-17
	LAC	RB J.K. Dobbins	2017-19
	DEN	OLB Jonathan Cooper	2016-20
	LAC	QB Justin Herbert	2016-19
	LAC	LB Troy Dye	2016-19
	DEN	C Alex Forsyth	2017-22
	LAC	S AJ Finley	2019-22
	LAC	DB Deane Leonard	2020-21
	DEN	DB Keidron Smith	2018-21
	LAC	Jim Harbaugh	2004-06
	DEN	John Morton	2005
	LAC	Chris Gould	2013-14
	DEN	Austin King	2014
	DEN	P Riley Dixon	2011-2015
	LAC	DL Poona Ford	2014-17
	LAC	K Cameron Dicker	2018-21
	DEN	WR Lil' Jordan Humphrey	2016-18
	DEN	S Brandon Jones	2016-19
	DEN	S P.J. Locke	2015-18
	DEN	DT Malcolm Roach	2016-19
	LAC	DL Otito Ogbonna	2018-21
	DEN	TE Greg Dulcich	2018-21
	LAC	DB Ja'Sir Taylor	2017-21
	DEN	ILB Justin Strnad	2015-19
	LAC	DB Elijah Molden	2017-20
	LAC	TE Will Dissly	2014-17
	DEN	C Luke Wattenberg	2016-21

## NOTEWORTHY BONDS

Chargers Head Coach **Jim Harbaugh** and Broncos Head Coach **Sean Payton** shared a quarterback room as players in 1987 with the Chicago Bears. **Harbaugh** and Broncos **Defensive Coordinator Vance Joseph** were teammates at the Indianapolis Colts during the 1996 season.

Broncos **Offensive Coordinator Joe Lombardi** (2021-22), **Senior Defensive Assistant Pete Carmichael** (2002-05), **Inside Linebackers Coach Greg Manuskay** (2002-06, 2011), **Defensive Quality Control Isaac Shewmaker** (2021-22), **Defensive Quality Control Addison Lynch** (2018-20) and **Outside Linebackers Coach Michael Wilhoite** (2021-22) all spent time with the Chargers.

Chargers **Assistant Special Teams Coach Chris Gould** (2015-21) and **Defensive Assistant Mike Hiestand** (2019-21) each spent time with the Broncos.









Chargers **RB J.K. Dobbins** and **OLB Jonathan Cooper** spent three seasons (2017-19) together at Ohio State. The duo won the Cotton Bowl in 2017 and the Rose Bowl in 2018.

Chargers **P JK Scott** (2014-17), **C Bradley Bozeman** (2013-17) and Broncos **CB Levi Wallace** (2014-17) will meet again on Sunday. The trio appeared in three consecutive College Football Playoff National Championship games at Alabama, winning twice (2015 and 2017). Chargers **DL Justin Eboigbe** (2019-23) and Broncos **CB Pat Surtain II** (2018-20) won the 2020 CFP National Championship at Alabama and will meet in the NFL for the first time.

Chargers **QB Justin Herbert** (2016-19), **LB Troy Dye** (2016-19) and Broncos **C Alex Forsyth** (2017-22) spent three seasons together at Oregon and won the 2019 Rose Bowl.

Chargers **DL Morgan Fox** is from Fountain, Colo. and attended Colorado State-Pueblo.

## PRO CONNECTIONS

GM Joe Hortiz (1998-23)		Def. PGC Jim Leonhard (2008)
OC Greg Roman (2006-07, 17-22)		G Ben Powers (2019-23)
DC Jesse Minter (2017-20)		LB Kristian Welch (2020-22)
RGC/TE's Coach Andy Bischoff (2015-20)		
OL Coach Mike Devlin (2022-23)		
RB Gus Edwards (2018-23)		
RB J.K. Dobbins (2020-23)		
S Tony Jefferson (2017-19)		
C Bradley Bozeman (2018-21)		
TE Hayden Hurst (2018-19)		
<i>HC Jim Harbaugh</i> (1987-93)		<i>HC Sean Payton</i> (1987)
OLB Khalil Mack (2018-21)		FB Michael Burton (2017-18)
WR DJ Chark (2022)		Def. QC Addison Lynch (2022)
		PGC John Morton (2022)
		WR Josh Reynolds (2021-23)
P JK Scott (2018-20)		CB Tremon Smith (2019)
<i>HC Jim Harbaugh</i> (1994-97)		<i>DC Vance Joseph</i> (1996, 2017-18)
PGC Marcus Brady (2018-22)		CB Tremon Smith (2020)
HC Jim Harbaugh (2002-03)		Asst. to HC Paul Kelly (1998-03)
Sr. Offensive Assistant Marc Trestman (2001-03)		PGC John Morton (1997-04, 2019-21)
LB Denzel Perryman (2021-22)		Asst. OL Austin King (2020-21)
		Def. QC Addison Lynch 2021
		QB Jarrett Stidham (2022)
DL Morgan Fox (2016-20)		DE John Franklin-Myers (2018)
		WR Josh Reynolds (2017-20)
RGC/TE's Coach Andy Bischoff (2022-23)		<i>Davis Webb</i> (2017, 2022)
S Tony Jefferson (2022)		T Matt Peart (2020-23)
LAC DL Teair Tart (2020-23)		WR Josh Reynolds (2021)
CB Kristian Fulton (2020-23)		
DB Elijah Molden (2021-23)		
OLB Bud Dupree (2021-22)		

*Italicized indicates coaches who were players at the time.*



## ASSISTANT COACHES



### RYAN FICKEN

**SPECIAL TEAMS COORDINATOR**

18TH NFL SEASON | 3RD SEASON WITH CHARGERS



### GREG ROMAN

**OFFENSIVE COORDINATOR**

26TH NFL SEASON | 1ST SEASON WITH CHARGERS



### NAVORRO BOWMAN

**LINEBACKERS**

9TH NFL SEASON | 1ST SEASON WITH CHARGERS



### JEFF CARPENTER

**OFFENSIVE QUALITY CONTROL/WIDE RECEIVERS**

1ST NFL SEASON | 1ST SEASON WITH CHARGERS



### SHANE DAY

**QUARTERBACKS**

16TH NFL SEASON | 3RD SEASON WITH CHARGERS



### MIKE ELSTON

**DEFENSIVE LINE**

1ST NFL SEASON | 1ST SEASON WITH CHARGERS



### CHRIS GOULD

**ASSISTANT SPECIAL TEAMS**

10TH NFL SEASON | 3RD SEASON WITH CHARGERS



### MIKE HIESTAND

**DEFENSIVE ASSISTANT**

6TH NFL SEASON | 3RD SEASON WITH CHARGERS



### KIEL McDONALD

**RUNNING BACKS**

1ST NFL SEASON | 1ST SEASON WITH CHARGERS



### ROBERT MUSCHAMP

**DEFENSIVE QUALITY CONTROL**

2ND NFL SEASON | 2ND SEASON WITH CHARGERS



### DYLAN RONEY

**DEFENSIVE ASSISTANT**

1ST NFL SEASON | 1ST SEASON WITH CHARGERS



### MARC TRESTMAN

**SENIOR OFFENSIVE ASSISTANT**

25TH NFL SEASON | 1ST SEASON WITH CHARGERS



### JESSE MINTER

**DEFENSIVE COORDINATOR**

5TH NFL SEASON | 1ST SEASON WITH CHARGERS



### ANDY BISCHOFF

**RUN GAME COORDINATOR/TIGHT ENDS**


12TH NFL SEASON | 1ST SEASON WITH CHARGERS



### MARCUS BRADY

**PASSING GAME COORDINATOR**


7TH NFL SEASON | 1ST SEASON WITH CHARGERS



### STEVE CLINKSCALE

**DEFENSIVE BACKS**

1ST NFL SEASON | 1ST SEASON WITH CHARGERS



### MIKE DEVLIN

**OFFENSIVE LINE**

29TH NFL SEASON | 1ST SEASON WITH CHARGERS



### JONATHAN GOODWIN

**OFFENSIVE ASSISTANT/QUARTERBACKS**

14TH NFL SEASON | 1ST SEASON WITH CHARGERS



### NICK HARDWICK

**ASSISTANT OFFENSIVE LINE**

12TH NFL SEASON | 12TH SEASON WITH CHARGERS



### SANJAY LAL

**WIDE RECEIVERS**

18TH NFL SEASON | 1ST SEASON WITH CHARGERS



### RICK MINTER

**SENIOR DEFENSIVE ANALYST**


4TH NFL SEASON | 1ST SEASON WITH CHARGERS



### CHRIS O'LEARY

**SAFETIES**

1ST NFL SEASON | 1ST SEASON WITH CHARGERS



### PHIL SERCHIA

**OFFENSIVE ASSISTANT**

2ND NFL SEASON | 2ND SEASON WITH CHARGERS



### WILL TUKUAFU

**ASSISTANT DEFENSIVE LINE**

4TH NFL SEASON | 1ST SEASON WITH CHARGERS

# TEAM NOTES

## WELCOME TO L.A.



23 players on Los Angeles' active roster are new this season.

### HOW NEW CHARGERS WERE ACQUIRED

How Acquired	New Players
Draft Selections	8
Undrafted Free Agents/IPP	0
Veteran Free Agents	12
Practice Squad Signings	0
Trades	2
Waiver Claims	1
<b>Totals</b>	<b>23</b>

### NEW CHARGERS ON THE ACTIVE ROSTER

Pos.	Player	Exp.	How Acq.
T	Joe Alt	R	Draft Selection (1-5)
C	Bradley Bozeman	7	Free Agent
LB	Junior Colson	R	Draft Selection (3-69)
TE	Will Dissly	7	Free Agent
RB	J.K. Dobbins	5	UFA (Baltimore)
OLB	Bud Dupree	10	Free Agent
LB	Troy Dye	5	UFA (Minnesota)
DL	Justin Eboigbe	R	Draft Selection (4-105)
RB	Gus Edwards	7	UFA (Baltimore)
DL	Poona Ford	7	UFA (Buffalo)
CB	Kristian Fulton	5	UFA (Tennessee)
CB	Cam Hart	R	Draft Selection (5-140)
RB	Hassan Haskins	3	Waivers (Tennessee)
QB	Taylor Heinicke	7	Trade (Atlanta)
TE	Hayden Hurst	7	Free Agent
WR	Ladd McConkey	R	Draft Selection (2-34)
DB	Elijah Molden	4	Trade (Tennessee)
LB	Denzel Perryman	10	UFA (Houston)
WR	Brenden Rice	R	Draft Selection (7-225)
CB	Tarheeb Still	R	Draft Selection (5-137)
DL	Teair Tart	5	Free Agent
TE	Eric Tomlinson	8	Free Agent
RB	Kimani Vidal	R	Draft Selection (6-181)

## COACH LOCATIONS

For the 2024 season, 16 members of the Chargers coaching staff will be down on the sideline while nine others will be up in the booth. The location of each coach can be seen below:

### CHARGERS COACHES DOWN ON THE SIDELINE (16)

Name	Position
Jim Harbaugh	Head Coach
Ryan Ficken	Special Teams Coordinator
Jesse Minter	Defensive Coordinator
Andy Bischoff	Run Game Coordinator/Tight Ends
NaVorro Bowman	Linebackers
Marcus Brady	Passing Game Coordinator
Steve Clinkscale	Defensive Backs
Shane Day	Quarterbacks
Mike Devlin	Offensive Line
Mike Elston	Defensive Line
Jonathan Goodwin	Offensive Assistant/Quarterbacks
Chris Gould	Assistant Special Teams
Nick Hardwick	Assistant Offensive Line
Sanjay Lal	Wide Receivers
Kiel McDonald	Running Backs
Dylan Roney	Defensive Assistant

### CHARGERS COACHES UP IN THE BOOTH (9)

Name	Position
Greg Roman	Offensive Coordinator
Jeff Carpenter	Offensive Quality Control/Wide Receivers
Mike Hiestand	Defensive Assistant
Rick Minter	Senior Defensive Analyst
Robert Muschamp	Defensive Quality Control
Chris O'Leary	Safeties
Phil Serchia	Offensive Assistant
Marc Trestman	Senior Offensive Assistant
Will Tukuafu	Assistant Defensive Line

## TEAM NOTES

### WINNING THE TAKEAWAY BATTLE

The Chargers have recorded seven takeaways and two giveaways this season, a plus-five turnover differential that is tied for the third-best in the NFL in 2024.

#### TURNOVER DIFFERENTIAL, NFL, 2024

Rank	Team	TA	GA	Diff.
1.	Buffalo Bills	9	2	+7
	Green Bay Packers	14	7	+7
<b>3.</b>	<b>Los Angeles Chargers</b>	<b>7</b>	<b>2</b>	<b>+5</b>
	Chicago Bears	11	6	+5
5.	Minnesota Vikings	13	9	+4
	Pittsburgh Steelers	8	4	+4

### BEND, DON'T BREAK

The Bolts defense opened the season among the best in the red zone. The team allowed seven red zone drives and just two touchdowns, good for a defensive red zone percentage of 28.6, good for the second-best in the NFL through five weeks.

#### RED ZONE DEFENSE, NFL, 2024

Rank	Team	RZ Drives	RZ TDs	RZ Pct.
1.	New Orleans	16	4	25.0
<b>2.</b>	<b>L.A. Chargers</b>	<b>7</b>	<b>2</b>	<b>28.6</b>
3.	Denver	9	3	33.3
	Pittsburgh	15	5	33.3
5.	Chicago	13	5	38.5

### KEEPING OPPONENTS OFF THE BOARD

The Bolts defense has the best defensive scoring efficiency in the AFC and ranks No. 2 in the NFL, allowing scores on 22.2 percent of drives this season.

#### DEFENSIVE SCORING EFFICIENCY, NFL, 2024

Rank	Team	Drives	Scoring Drives	Sc. Eff.
1.	Minnesota	60	13	21.7
<b>2.</b>	<b>L.A. Chargers</b>	<b>45</b>	<b>10</b>	<b>22.2</b>
3.	Denver	60	15	25.0
4.	Pittsburgh	51	15	29.4
5.	Chicago	60	18	30.0

### A TOP DEFENSE

The Chargers rank No. 1 the NFL in scoring defense in 2024, allowing just 12.5 points per game so far this season. The Bolts rushing defense allows an average of 94.0 rushing yards per game, good for No. 6 in the NFL.

#### POINTS ALLOWED PER GAME, NFL, 2024

Rank	Team	Points Allowed/Game
<b>1.</b>	<b>Los Angeles Chargers</b>	<b>12.5</b>
2.	Denver Broncos	14.6
	Pittsburgh Steelers	14.6
4.	Minnesota Vikings	15.2
5.	Chicago Bears	17.0
	Kansas City Chiefs	17.0
	New York Jets	17.0

#### DEFENSIVE RUSHING YARDS PER GAME, NFL, 2024

Rank	Team	Rushing Yards/Game
1.	Baltimore Ravens	60.4
2.	Minnesota Vikings	67.2
3.	Kansas City Chiefs	88.4
4.	Detroit Lions	90.8
5.	Pittsburgh Steelers	91.2
<b>6.</b>	<b>Los Angeles Chargers</b>	<b>94.0</b>
7.	New Orleans Saints	105.0

### FORCING THREE-AND-OUTS

The Los Angeles defense has forced the offense into a three-and-out on 15 of the team's 45 defensive drives (33.3 pct.). It's tied for the highest defensive three-and-out rate in the AFC and ranks tied for No. 2 in the NFL in 2024.

#### DEFENSIVE THREE-AND-OUT PERCENTAGE, NFL, 2024

Rank	Team	Percentage
1.	Seattle Seahawks	36.1
<b>2.</b>	<b>Los Angeles Chargers</b>	<b>33.3</b>
3.	Tennessee Titans	29.5
4.	Pittsburgh Steelers	29.4
5.	Miami Dolphins	28.1

# JUSTIN HERBERT

## THE LAW OF AVERAGES

Justin Herbert ranks No. 7 in NFL history averaging 269.7 passing yards per game among players with at least 1,000 attempts. Meanwhile, Herbert's 1.7 career interception percentage ranks No. 4 in NFL history and his 95.7 passer rating ranks 16th all-time (min. 1,000 attempts).

### PASSING YARDS PER GAME, MIN. 1,000 ATT., NFL HISTORY

Rank	Team/s	Player	Passing Yards/Game
1.	K.C.	QB Patrick Mahomes	293.7
2.	S.D./N.O.	QB Drew Brees	280.0
3.	Ind.	QB Andrew Luck	275.2
4.	Det./LAR	QB Matthew Stafford	271.5
5.	Cin.	QB Joe Burrow	271.1
6.	Ind./Den.	QB Peyton Manning	270.0
7.	LAC	QB Justin Herbert	269.7
8.	Atl./Ind.	QB Matt Ryan	268.3

## HERBERT AS A PRO

Since entering the NFL, Justin Herbert ranks inside the NFL's top five in completions, passing yards, passing touchdowns and combined touchdowns. His 25 games with 300-plus passing yards rank tied for No. 2 in the NFL since 2020.

### PASSING COMPLETIONS, NFL, SINCE 2020

Rank	Team/s	Player	Completions
1.	K.C.	QB Patrick Mahomes	1,773
2.	LAC	QB Justin Herbert	1,672
3.	Buf.	QB Josh Allen	1,628
4.	LAR/Det.	QB Jared Goff	1,579
5.	L.V./N.O.	QB Derek Carr	1,546

### PASSING YARDS, NFL, SINCE 2020

Rank	Team/s	Player	Passing Yards
1.	K.C.	QB Patrick Mahomes	20,247
2.	Buf.	QB Josh Allen	18,485
3.	LAC	QB Justin Herbert	17,801
4.	L.V./N.O.	QB Derek Carr	17,296
5.	LAR/Det.	QB Jared Goff	17,225

### PASSING TOUCHDOWNS, NFL, SINCE 2020

Rank	Team/s	Player	Passing Touchdowns
1.	K.C.	QB Patrick Mahomes	149
2.	Buf.	QB Josh Allen	145
3.	Min./Atl.	QB Kirk Cousins	123
4.	LAC	QB Justin Herbert	119
5.	G.B./NYJ	QB Aaron Rodgers	118

### COMBINED TOUCHDOWNS, NFL, SINCE 2020

Rank	Team/s	Player	Combined Touchdowns
1.	Buf.	QB Josh Allen	183
2.	K.C.	QB Patrick Mahomes	157
3.	LAC	QB Justin Herbert	130
4.	Min./Atl.	QB Kirk Cousins	127
5.	G.B./NYJ	QB Aaron Rodgers	125
6.	Dal.	QB Dak Prescott	121
7.	Cin.	QB Joe Burrow	119

## BIG-TIME PERFORMER

After he set rookie records in 2020 with eight 300-yard games and six three-touchdown performances, Justin Herbert continues to put up big-time performances.

Herbert has topped 300 passing yards 25 times in his career, tied for the sixth-most in a player's first five pro seasons in NFL history.

### MOST GAMES WITH 300-PLUS PASSING YARDS, FIRST FIVE SEASONS, NFL HISTORY

Rank	Team	Player	Games
1.	K.C.	QB Patrick Mahomes	31
2.	StL	QB Kurt Warner*	29
3.	T.B.	QB Jameis Winston	27
4.	Mia.	QB Dan Marino*	26
	Ind.	QB Andrew Luck	26
6.	LAC	QB Justin Herbert	25
	LAR	QB Jared Goff	25
8.	Det.	QB Matthew Stafford	23

\*Pro Football Hall of Famer

Herbert has thrown for at least three touchdowns in 19 games, tied for No. 5 over a player's first five seasons. He has thrown multiple touchdown passes in 37 career games, tied for the ninth-most by a player through their first five professional seasons.

### MOST GAMES WITH THREE-PLUS TOUCHDOWN PASSES, FIRST FIVE SEASONS, NFL HISTORY

Rank	Team	Player	Games
1.	Mia.	QB Dan Marino*	33
2.	K.C.	QB Patrick Mahomes	28
3.	StL	QB Kurt Warner*	21
4.	Buf.	QB Josh Allen	20
5.	LAC	QB Justin Herbert	19
	Ind.	QB Peyton Manning*	19
7.	Atl.	QB Matt Ryan	18
	Cin.	QB Joe Burrow	18
	Cin.	QB Andy Dalton	18
	Dal.	QB Dak Prescott	18

### MOST GAMES WITH MULTIPLE TOUCHDOWN PASSES, FIRST FIVE SEASONS, NFL HISTORY

Rank	Team	Player	Games
1.	Mia.	QB Dan Marino*	50
	K.C.	QB Patrick Mahomes	46
3.	Buf.	QB Josh Allen	45
	Ind.	QB Andrew Luck	45
5.	Ind.	QB Peyton Manning*	43
6.	Cin.	QB Andy Dalton	40
7.	Atl.	QB Matt Ryan	39
8.	S.F.	QB Jeff Garcia	38
9.	LAC	QB Justin Herbert	37
	Phi.	QB Carson Wentz	37
	Sea.	QB Russell Wilson	37
	T.B.	QB Jameis Winston	37
13.	Cin.	QB Joe Burrow	36

\*Pro Football Hall of Famer

# JUSTIN HERBERT

## COMPLETING RECORDS

After setting the rookie completions record in 2020, **Justin Herbert** has completed 1,672 career passes, the third-most in NFL history through a player's first five seasons.

### COMPLETIONS, FIRST FIVE SEASONS, NFL HISTORY

Rank	Team	Player	Completions
1.	Oak.	QB Derek Carr	1,759
2.	Ind.	QB Peyton Manning*	1,749
<b>3.</b>	<b>LAC</b>	<b>QB Justin Herbert</b>	<b>1,672</b>
4.	Atl.	QB Matt Ryan	1,654
5.	Mia.	QB Ryan Tannehill	1,653

*\*Pro Football Hall of Famer*

Herbert set the all-time records as the fastest player in NFL history to reach 1,000 completions (38th career game) and 1,500 completions (57th career game). The fifth-year passer is on pace to break the record for the fewest games to reach 2,000 completions. He also completed the most passes by any player in their first 50 career games in NFL history.

He completed the second-most passes ever by any player before turning 26 years old and currently has the fourth-most completions in history by any player before turning 27 years old.

### FEWEST GAMES TO 2,000 COMPLETIONS, NFL HISTORY

Rank	Team/s	Player	Games
1.	K.C.	QB Patrick Mahomes	81
2.	Det.	QB Matthew Stafford	83
3.	Ind.	QB Andrew Luck	86
4.	Dal.	QB Dak Prescott	89
	LAR/Det.	QB Jared Goff	89
	Was./Min.	QB Kirk Cousins	89
<b>—</b>	<b>LAC</b>	<b>QB Justin Herbert</b>	<b>66</b>

### COMPLETIONS BEFORE TURNING 27 YEARS OLD, NFL HISTORY

Rank	Team/s	Player	Completions
1.	N.E.	QB Drew Bledsoe	1,887
2.	Det.	QB Matthew Stafford	1,848
3.	Ind.	QB Peyton Manning*	1,749
<b>4.</b>	<b>LAC</b>	<b>QB Justin Herbert</b>	<b>1,672</b>
5.	LAR/Det.	QB Jared Goff	1,667
6.	Buf.	QB Josh Allen	1,604
	K.C.	QB Patrick Mahomes	1,604

*\*Pro Football Hall of Famer*

## CLOSING OUT WINS

**Justin Herbert** has been clutch late in games dating back to his rookie season. In his career, Herbert has engineered 14 game-winning drives in the fourth quarter or overtime, tied for the third-most since he entered the NFL in 2020.

### JUSTIN HERBERT'S CAREER GAME-WINNING DRIVES

Game	Drive Length	Game-Winning Score
Dec. 13, 2020 vs. Atl.	6 plays, 49 yds (0:31)	Badgley 43-yd FG
Dec. 17, 2020 at L.V.	5 plays, 75 yds (1:49)	Herbert 1-yd TD run*
Dec. 27, 2020 vs. Den.	7 plays, 56 yds (2:01)	Badgley 37-yd FG
Sept. 12, 2021 at Was.	3 plays, 3 yds (0:45)	M.Williams 3-yd TD rec.
Sept. 26, 2021 at K.C.	8 plays, 59 yds (1:10)	M.Williams 4-yd TD rec.
Oct. 10, 2021 vs. Cle.	5 plays, 48 yds (0:31)	Ekeler 3-yd TD run
Nov. 7, 2021 at Phi.	15 plays, 64 yds (6:05)	Hopkins 29-yd FG
Nov. 21, 2021 vs. Pit.	3 plays, 75 yds (1:15)	M.Williams 53-yd TD rec.
Oct. 9, 2022 at Cle.	13 plays, 66 yds (6:26)	Bertolet 27-yd FG
Oct. 17, 2022 vs. Den.	4 plays, 7 yds (2:08)	Hopkins 39-yd FG*
Nov. 6, 2022 at Atl.	3 plays, 24 yds (0:34)	Dicker 37-yd FG
Nov. 27, 2022 at Ari.	7 plays, 38 yds (1:33)	Ekeler 1-yd TD rec.
Dec. 18, 2022 vs. Ten.	6 plays, 52 yards (0:44)	Dicker 43-yd FG
Sept. 24, 2023 at Min.	7 plays, 75 yards (3:15)	Palmer 30-yd TD rec.

*\*Game-winning drive was in overtime*

### GAMES-WINNING DRIVES IN FOURTH QUARTER OR OVERTIME, NFL, SINCE 2020

Rank	Team/s	Player	Game-Winning Drives
1.	Min./Atl.	QB Kirk Cousins	18
2.	L.V./N.O.	QB Derek Carr	15
<b>3.</b>	<b>LAC</b>	<b>QB Justin Herbert</b>	<b>14</b>
	K.C.	QB Patrick Mahomes	14
5.	T.B.	QB Tom Brady	13

Herbert posted a game-winning drive in the fourth quarter or overtime of three-straight games in 2020, becoming just the third rookie to do so since the 1970 NFL-AFL merger. The two others — Ben Roethlisberger (2004) and Vince Young (2006) — also won Offensive Rookie of the Year honors from *The Associated Press*.

### ROOKIE QUARTERBACKS WITH THREE CONSECUTIVE GAME-WINNING DRIVES, SINCE 1970

Season	Team	Quarterback	Consecutive Games
<b>2020</b>	<b>LAC</b>	<b>Justin Herbert*</b>	<b>3 (Dec. 13 — Dec. 27)</b>
2006	Ten.	Vince Young*	3 (Nov. 26 — Dec. 10)
2004	Pit.	Ben Roethlisberger*	3 (Dec. 5 — Dec. 18)

*\*Won AP Offensive Rookie of the Year*

# JUSTIN HERBERT



## CAPTAIN COMEBACK

Justin Herbert has led the Bolts to 11 career come-from-behind victories in the fourth quarter or overtime.

### HERBERT'S FOURTH QUARTER/OVERTIME COMEBACK WINS

Date	Opponent	4Q/OT Deficit	Result
Dec. 17, 2020	at Las Vegas	24-27 (OT)	W, 30-27 (OT)
Sept. 12, 2021	at Washington	13-16	W, 20-16
Sept. 26, 2021	at Kansas City	21-24	W, 30-24
Oct. 10, 2021	vs. Cleveland	35-42	W, 47-42
Nov. 7, 2021	at Philadelphia	16-17	W, 27-24
Nov. 21, 2021	vs. Pittsburgh	34-37	W, 37-34
Oct. 9, 2022	at Cleveland	27-28	W, 30-28
Oct. 17, 2022	vs. Denver	13-16	W, 19-16 (OT)
Nov. 6, 2022	at Atlanta	14-17	W, 20-17
Nov. 27, 2022	at Arizona	17-24	W, 25-24
Sept. 24, 2023	at Minnesota	21-24	W, 28-24

Herbert's 11 career come-from-behind wins in the fourth quarter or overtime are the third-most in NFL since he entered the professional ranks in 2020.

### FOURTH QUARTER/OVERTIME COMEBACK WINS, NFL, SINCE 2020

Rank	Team	Player	4Q/OT Comeback Wins
1.	Min./Atl.	QB Kirk Cousins	15
2.	K.C.	QB Patrick Mahomes	12
3.	LAC	QB Justin Herbert	11
4.	Sea./Den./Pit.	QB Russell Wilson	10
	L.V./N.O.	QB Derek Carr	10
	Pit.	QB Ben Roethlisberger	10
	T.B.	QB Tom Brady	10

*\*Pro Football Hall of Famer*

## HERBERT SETS PASSING YARDS RECORD

In 2023, Justin Herbert set the record for passing yards through a player's first four seasons (17,223). He currently is ranked No. 15 in terms of passing yards through the first five seasons of a career. Herbert is also the only player ever to eclipse 4,000 yards in each of his first three years and the only player to top 4,500 yards in two of his first three seasons.

### PASSING YARDS, FIRST FOUR SEASONS, NFL HISTORY

Rank	Team	Player	Passing Yards
1.	LAC	QB Justin Herbert	17,223
2.	Ind.	QB Peyton Manning*	16,418
3.	Mia.	QB Dan Marino*	16,177
4.	Dal.	QB Dak Prescott	15,778
5.	Mia.	QB Ryan Tannehill	15,460

*\*Pro Football Hall of Famer*

### CONSECUTIVE SEASONS WITH 4,000 PASSING YARDS TO START A CAREER, NFL HISTORY

Rank	Team	Player	Consecutive Seasons
1.	LAC	QB Justin Herbert	3 (2020-22)
2.	T.B.	QB Jameis Winston	2 (2015-16)
3.	Ind.	QB Andrew Luck	1 (2012)
	Car.	QB Cam Newton	1 (2011)

Herbert topped 15,000 passing yards in his 52nd career game, becoming the second-fastest player in history to eclipse that mark. He was one of just three players to ever top 14,000 passing yards before his 25th birthday and was the fourth player to ever top 17,000 passing yards before turning 26 years old.

### FEWEST GAMES TO 15,000 PASSING YARDS, NFL HISTORY

Rank	Team/s	Player	Games
1.	K.C.	QB Patrick Mahomes	49
2.	LAC	QB Justin Herbert	52
3.	Det.	QB Matthew Stafford	53
4.	Mia.	QB Dan Marino*	56
	StL/NYG	QB Kurt Warner*	56
	Cin.	QB Joe Burrow	56
	Ind.	QB Andrew Luck	56
	StL	QB Marc Bulger	56

*\*Pro Football Hall of Famer*

# JUSTIN HERBERT

## TOUCHDOWN MACHINE

After setting the all-time rookie record with 31 touchdown passes in 2020, **Justin Herbert** joined Hall of Famer Peyton Manning as the only players ever to throw 25 touchdown passes in each of their first three seasons.

Herbert has now thrown for 119 career passing scores, good for No. 11 in NFL history through the first five seasons of a career. In 2023, he eclipsed 100 career touchdown passes in Week 3, making him the fifth-fastest (52 games) and fourth-youngest (25 years, 198 days) to eclipse that mark.

### PASSING TOUCHDOWNS, FIRST FIVE SEASONS, NFL HISTORY

Rank	Team	Player	Passing Touchdowns
1.	Mia.	QB Dan Marino*	168
2.	K.C.	QB Patrick Mahomes	151
3.	Ind.	QB Peyton Manning*	138
	Buf.	QB Josh Allen	138
5.	Ind.	QB Andrew Luck	132
6.	Atl.	QB Matt Ryan	127
	Sea.	QB Russell Wilson	127
8.	Cin.	QB Andy Dalton	124
9.	Oak.	QB Derek Carr	122
10.	T.B.	QB Jameis Winston	121
<b>11.</b>	<b>LAC</b>	<b>QB Justin Herbert</b>	<b>119</b>
12.	Car.	QB Cam Newton	117

### FEWEST GAMES TO 100 PASSING TOUCHDOWNS, NFL HISTORY

Rank	Team	Player	Games
1.	K.C.	QB Patrick Mahomes	40
2.	Mia.	QB Dan Marino*	44
3.	StL	QB Kurt Warner*	50
4.	Bal.	QB Johnny Unitas*	51
<b>5.</b>	<b>LAC</b>	<b>QB Justin Herbert</b>	<b>52</b>
6.	Hou.	QB Deshaun Watson	53

### YOUNGEST PLAYERS TO REACH 100 CAREER PASSING TOUCHDOWNS, NFL HISTORY

Rank	Team	Player	Age (Years-Days)
1.	Mia.	QB Dan Marino*	24-357
2.	K.C.	QB Patrick Mahomes	25-52
3.	Hou.	QB Deshaun Watson	25-104
<b>4.</b>	<b>LAC</b>	<b>QB Justin Herbert</b>	<b>25-198</b>
5.	Buf.	QB Josh Allen	25-219
6.	Ind.	QB Peyton Manning*	25-232

\*Pro Football Hall of Famer

Herbert threw 31 touchdowns in 2020, eclipsing 30 in the season finale. At 22 years, 299 days of age that day, he became the youngest player in history to register 30 touchdown passes in a single season, besting a mark set by Ravens QB Lamar Jackson.

### YOUNGEST PLAYERS TO THROW 30 TOUCHDOWN PASSES, SINGLE SEASON, NFL HISTORY

Rank	Season	Team	Player	Age (Years-Days)
<b>1.</b>	<b>2020</b>	<b>LAC</b>	<b>QB Justin Herbert</b>	<b>22-299</b>
2.	2019	Bal.	QB Lamar Jackson	22-339



## ELITE ON THIRD DOWN

**Justin Herbert** has completed 17-of-29 passes (58.6 pct.) for 142 yards and three touchdowns (105.8 rating) on third down this season. He is tied for No. 2 in the NFL with three passing touchdowns on third down in 2024, while his 105.8 passer rating ranks No. 3 among AFC passers with 20 third-down passing attempts.

### PASSING TOUCHDOWNS, THIRD DOWN, NFL, 2024

Rank	Team	Player	Passing Touchdowns
1.	Cin.	QB Joe Burrow	5
<b>2.</b>	<b>LAC</b>	<b>QB Justin Herbert</b>	<b>3</b>
	Atl.	QB Kirk Cousins	3
	Buf.	QB Josh Allen	3
	Det.	QB Jared Goff	3
	Ind.	QB Joe Flacco	3
	Jax.	QB Trevor Lawrence	3
	Min.	QB Sam Darnold	3
	NYG	QB Daniel Jones	3
	S.F.	QB Brock Purdy	3
	T.B.	QB Baker Mayfield	3
12.	—	Nine Other Players	2

### PASSER RATING, THIRD DOWN, MIN. 20 ATT., AFC, 2024

Rank	Team	Player	Passer Rating
1.	Cin.	QB Joe Burrow	125.5
2.	Hou.	QB C.J. Stroud	106.3
<b>3.</b>	<b>LAC</b>	<b>QB Justin Herbert</b>	<b>105.8</b>
4.	K.C.	QB Patrick Mahomes	101.2
5.	Pit.	QB Justin Fields	98.5

# JUSTIN HERBERT



## DUAL-THREAT QUARTERBACK

**Justin Herbert** set the record for combined touchdowns as a rookie (36) and through a player's first two seasons (77). His 102 combined touchdowns were also the most in history through the first three seasons of a career.

Herbert's 125 combined touchdowns through 2023 ranked third in history through a player's first four professional seasons. He was also the fifth player in NFL history to pass for at least 100 touchdowns and run for at least 10 scores within the first four seasons of a career. Herbert is the only player ever to have 110 passing touchdowns and 10 rushing scores in his first four seasons.

### COMBINED TOUCHDOWNS, FIRST FOUR SEASONS, NFL HISTORY

Rank	Team	Player	Combined Touchdowns
1.	Mia.	QB Dan Marino*	144
2.	Buf.	QB Josh Allen	134
3.	LAC	QB Justin Herbert	125
4.	Hou.	QB Deshaun Watson	121
5.	K.C.	QB Patrick Mahomes	120

\*Pro Football Hall of Famer

### PLAYERS WITH 100 PASSING TOUCHDOWNS & 10 RUSHING TOUCHDOWNS, FIRST FOUR SEASONS, NFL HISTORY

Team	Player	Passing TDs	Rushing TDs
LAC	QB Justin Herbert	114	11
Buf.	QB Josh Allen	103	31
Hou.	QB Deshaun Watson	104	17
Sea.	QB Russell Wilson	106	12
Ind.	QB Andrew Luck	101	12

## HERBERT SETS ANOTHER TEAM RECORD

**Justin Herbert** set a team record for the most pass attempts without an interception, throwing 233 passes from Dec. 26, 2022-Oct. 1, 2023.

### CONSECUTIVE PASS ATTEMPTS WITHOUT AN INTERCEPTION, CHARGERS HISTORY

Rank	Quarterback	Dates	Consec. Attempts
1.	Justin Herbert	Dec. 26, 2022-Oct. 1, 2023	233
2.	Drew Brees	Oct. 17, 2004-Dec. 5, 2004	194
3.	Philip Rivers	Nov. 27, 2011-Dec. 24, 2011	170
4.	Dan Fouts	Sept. 27, 1981-Oct. 25, 1981	168

## THREADING THE NEEDLE ON THIRD DOWN

In his 66 career starts, **Justin Herbert** has been the one of the best passers in the NFL at moving the chains on third down. He has completed 402 passes on 655 attempts (61.4 pct.) for 4,786 yards and 45 touchdowns with 18 interceptions (95.1 passer rating). Herbert's 402 completions lead the NFL, while his 4,786 passing yards rank third on third down since 2020.

Herbert tied for the league lead with 14 touchdown passes on third down in 2020, good for the most by a rookie in the last 40 seasons. He has added 31 since then, giving him 45 third-down passing scores since entering the professional ranks, which is good for No. 2 over that span.

Herbert's 95.1 passer rating on third down ranks 11th in the NFL and over the last five years among players with at least 300 passing attempts on third down.

### THIRD DOWN COMPLETIONS, NFL, SINCE 2020

Rank	Team/s	Player	Completions
1.	LAC	QB Justin Herbert	402
2.	LAR/Det.	QB Jared Goff	379
3.	K.C.	QB Patrick Mahomes	378
4.	L.V./N.O.	QB Derek Carr	365
5.	Min./Atl.	QB Kirk Cousins	363

### THIRD DOWN PASSING YARDS, NFL, SINCE 2020

Rank	Team	Player	Passing Yards
1.	K.C.	QB Patrick Mahomes	5,193
2.	L.V./N.O.	QB Derek Carr	4,794
3.	LAC	QB Justin Herbert	4,786
4.	Min./Atl.	QB Kirk Cousins	4,394
5.	LAR/Det.	QB Jared Goff	4,292

### THIRD DOWN PASSING TOUCHDOWNS, NFL, SINCE 2020

Rank	Team/s	Player	Passing Touchdowns
1.	K.C.	QB Patrick Mahomes	54
2.	LAC	QB Justin Herbert	45
3.	Min./Atl.	QB Kirk Cousins	44
4.	Buf.	QB Josh Allen	41
5.	T.B.	QB Tom Brady	39

Herbert ranks No. 2 in the NFL with 289 passing first downs on third down over the past five seasons. He threw for 12 third-down conversions in 2021's Week 1 win at Washington, the most passing first downs in a single game on third down since Andrew Luck did so in 2012. Herbert sported a league-leading 79 passing first downs on third down in 2021.

### THIRD DOWN PASSING FIRST DOWNS, NFL, SINCE 2020

Rank	Team/s	Player	Passing First Downs
1.	K.C.	QB Patrick Mahomes	291
2.	LAC	QB Justin Herbert	289
3.	Buf.	QB Josh Allen	255
4.	L.V./N.O.	QB Derek Carr	250
5.	LAR/Det.	QB Jared Goff	249



# JUSTIN HERBERT

## FEELING IT ON FOURTH DOWN

Since entering the NFL in 2020, **Justin Herbert** has been one of the league's top passers on fourth down. He threw a pair of fourth-down touchdowns in Week 10 of the 2023 season, giving him a 10 passing scores on fourth down since coming into the NFL in 2020, ranking No. 2 in the league over that span.

### FOURTH DOWN PASSING TOUCHDOWNS, NFL, SINCE 2020

Rank	Team/s	Player	Passing Touchdowns
1.	Buf.	QB Josh Allen	11
2.	<b>LAC</b>	<b>QB Justin Herbert</b>	<b>10</b>
3.	Min./Atl.	QB Kirk Cousins	9
4.	Ari.	QB Kyler Murray	7
	LAR/Det.	QB Jared Goff	7
6.	—	Six Other Players	6

Herbert also leads the NFL over that span in completions (37), passing yards (492) and passing first downs (33). He has the No. 3 fourth-down passer rating (114.2) since 2020 among players with at least 30 passing attempts on fourth down.

### FOURTH DOWN COMPLETIONS, NFL, SINCE 2020

Rank	Team/s	Player	Completions
1.	<b>LAC</b>	<b>QB Justin Herbert</b>	<b>37</b>
2.	LAR/Det.	QB Jared Goff	34
3.	Min./Atl.	QB Kirk Cousins	32
4.	Ari.	QB Kyler Murray	29
	Jax.	QB Trevor Lawrence	29

### FOURTH DOWN PASSING YARDS, NFL, SINCE 2020

Rank	Team	Player	Passing Yards
1.	<b>LAC</b>	<b>QB Justin Herbert</b>	<b>492</b>
2.	Min./Atl.	QB Kirk Cousins	384
3.	LAR/Det.	QB Jared Goff	364
4.	Jax.	QB Trevor Lawrence	347
5.	Cin.	QB Joe Burrow	331

### FOURTH DOWN PASSING FIRST DOWNS, NFL, SINCE 2020

Rank	Team/s	Player	Passing First Downs
1.	<b>LAC</b>	<b>QB Justin Herbert</b>	<b>33</b>
2.	LAR/Det.	QB Jared Goff	31
	Min./Atl.	QB Kirk Cousins	31
4.	Ari.	QB Kyler Murray	27
5.	Jax.	QB Trevor Lawrence	26

### FOURTH DOWN PASSER RATING, MIN. 30 ATT., NFL, SINCE 2020

Rank	Team/s	Player	Passer Rating
1	Cin.	QB Joe Burrow	124.0
2.	Phi.	QB Jalen Hurts	121.0
3.	<b>LAC</b>	<b>QB Justin Herbert</b>	<b>114.2</b>
4.	Atl./Ind.	QB Matt Ryan	112.1
5.	L.V./N.O.	QB Derek Carr	111.8

## LEGGING IT OUT

In the team's *Sunday Night Football* victory over Pittsburgh in Week 11 of the 2021 season, **Justin Herbert** threw for 382 yards and ran for 90 yards, becoming the only player to ever top 350 yards passing and 90 yards rushing in a single game. He was the fifth player ever to run for 90 yards and pass for 300 in the same game.

### QUARTERBACKS WITH 300 PASSING YARDS AND 90 RUSHING YARDS, SINGLE GAME, NFL HISTORY

Season (Wk)	Team	Quarterback	Pass Yds	Rush Yds
2022 (2)	Bal.	Lamar Jackson	318	119
2021 (14)	Buf.	Josh Allen	308	109
<b>2021 (11)</b>	<b>LAC</b>	<b>Justin Herbert</b>	<b>382</b>	<b>90</b>
2015 (15)	Car.	Cam Newton	340	100
2014 (7)	Sea.	Russell Wilson	313	106
2011 (5)	Phi.	Mike Vick	315	90
1989 (15)	Phi.	Randall Cunningham	306	92

## TARGET ACQUIRED

**Justin Herbert** has thrown touchdowns to 19 players, including 15 with multiple scores. He's most frequently thrown touchdowns to WR Keenan Allen, who caught 24 scores from Herbert. The first passing score of his career went to WR Jalen Guyton, who also caught the first touchdown of his career on the play.

### HERBERT'S CAREER TOUCHDOWN PASSES BY RECEIVER

Receiver	Touchdown Passes
WR Keenan Allen	24
WR Mike Williams	18
RB Austin Ekeler	16
TE Donald Parham Jr.	11
WR Joshua Palmer	8
TE Gerald Everett	7
WR Jalen Guyton	7
TE Jared Cook	4
TE Hunter Henry	4
WR Quentin Johnston	4
WR DeAndre Carter	3
WR Tyron Johnson	3
FB Zander Horvath	2
WR Ladd McConkey	2
FB Gabe Nabers	2
TE Stephen Anderson	1
WR Simi Fehoko	1
TE Virgil Green	1
TE Stone Smartt	1
<b>Total (19 Receivers)</b>	<b>119</b>

# JUSTIN HERBERT IN PRIMETIME

## A PRIME-TIME PRODIGY

Since entering the NFL, **Justin Herbert** has made 16 starts in primetime, leading the Bolts to wins on each of the regularly-slated prime-time games — *Thursday Night Football*, *Sunday Night Football* and *Monday Night Football*.

He has been one of the best quarterbacks under the lights since entering the NFL in 2020, with his 93.7 passer rating in prime-time games ranking No. 7 in the NFL over the that span among players with at least 500 prime-time passing attempts.

Herbert has thrown 30 touchdown passes in his 16 prime-time starts, ranking No. 5 in the NFL in primetime since he entered the league in 2020.

### PRIME-TIME PASSER RATING, MIN. 500 ATT., SINCE 2020

Rank	Team/s	Player	Passer Rating
1.	G.B./NYJ	QB Aaron Rodgers	116.7
2.	Buf.	QB Josh Allen	102.9
3.	Dal.	QB Dak Prescott	100.9
4.	K.C.	QB Patrick Mahomes	96.1
5.	Sea./Den./Pit.	QB Russell Wilson	94.2
6.	LAC	QB Justin Herbert	93.7
7.	Bal.	QB Lamar Jackson	93.7

## THURSDAY NIGHT FOOTBALL

As a rookie in 2020, **Justin Herbert** recorded his first career comeback win in the fourth quarter or overtime in Week 15 at Las Vegas, leading the Bolts to a 30-27 overtime victory. He finished the game with 314 passing yards and two touchdowns on 22-of-32 passing (68.8 pct.) for a 121.1 passer rating. Herbert added a rushing touchdown in overtime to secure the victory.

At 22 years, 282 days old, Herbert became the second-youngest player to mount a come-from-behind win in the fourth quarter or overtime of a Thursday night game in NFL history.

### YOUNGEST QUARTERBACKS TO LEAD A COME-FROM-BEHIND WIN IN FOURTH QUARTER OR OVERTIME, THURSDAY NIGHT GAMES, NFL HISTORY

Rk.	Team	Game	Player	Age (Yrs-Days)
1.	S.F.	Dec. 14, 2006 at Sea.	QB Alex Smith	22-221
2.	LAC	Dec. 17, 2020 at L.V.	QB Justin Herbert	22-282
3.	Dal.	Dec. 1, 2016 at Min.	QB Dak Prescott	23-125

## MONDAY NIGHT FOOTBALL

In six appearances on *Monday Night Football*, **Justin Herbert** has thrown for 1,322 yards and nine scores with three interceptions on 144-of-227 passing (63.4 pct.) for a 89.6 passer rating.

In 2020, Herbert tossed four touchdown passes on *Monday Night Football*, setting the program's single-game rookie passing touchdown record. He added three touchdowns in the lone Monday night contest in 2021, making him one of four players with seven or more touchdown passes in their first two starts on *MNF* since the program began in 1970.

## SUNDAY NIGHT FOOTBALL

**Justin Herbert** has appeared in seven career games on *Sunday Night Football*, totaling 2,123 passing yards and 14 touchdowns with five interceptions on 207-of-305 passing (67.9 pct.) for a 96.1 passer rating. In four of those games, Herbert has registered a completion percentage of at least 65.0 and attempted at least 40 passes, tied for the third-most performances since the program's inception in 2006.

In the team's Week 14 win on *SNF* in 2022, Herbert completed 39 passes on 51 attempts (76.5 pct.) for 367 yards and a touchdown with zero interceptions (102.3 rating). His 76.5 completion percentage was the best ever in a Sunday night contest by a quarterback to throw zero interceptions and 45-plus attempts.

### HIGHEST COMPLETION PCT., SUNDAY NIGHT GAME, MIN. 45 ATT., AND ZERO INTERCEPTIONS, NFL HISTORY

Rk.	Team	Game	Player	Comp. Pct.
1.	LAC	Dec. 11, 2022 vs. Mia.	QB Justin Herbert	76.5
2.	T.B.	Oct. 2, 2022 vs. K.C.	QB Tom Brady	75.0
3.	N.E.	Oct. 27, 1996 vs. Buf.	QB Drew Bledsoe	71.1
4.	K.C.	Nov. 14, 2021 at L.V.	QB Patrick Mahomes	70.0

Herbert completed his first 15 passes of the team's 2023 Week 8 win over Chicago on *SNF*, finishing with 298 yards and three touchdowns with zero interceptions on 31-of-40 passing (77.5 pct.) to register a 122.7 passer rating. Herbert's completion percentage was the fourth-highest in a Sunday night contest in NFL history among players with at least 40 passing attempts and zero interceptions.

### HIGHEST COMPLETION PCT., SUNDAY NIGHT GAME, MIN. 40 ATT., AND ZERO INTERCEPTIONS, NFL HISTORY

Rk.	Team	Game	Player	Comp. Pct.
1.	N.O.	Nov. 10, 2013 vs. Dal.	QB Drew Brees	82.9
2.	Mia.	Nov. 5, 2017 vs. Oak.	QB Jay Cutler	81.0
3.	N.O.	Oct. 4, 2015 vs. Dal.	QB Drew Brees	80.5
4.	LAC	Oct. 29, 2023 vs. Chi.	QB Justin Herbert	77.5
5.	LAC	Dec. 11, 2022 vs. Mia.	QB Justin Herbert	76.5

Herbert made his first career appearance on *SNF* in Week 11 of 2021 against Pittsburgh, throwing for 382 yards and three touchdowns with an interception on 31-of-40 passing (73.2 pct.) for a 116.1 passer rating. He added 90 rushing yards to become the first player ever to have at least 350 yards passing and 90 yards rushing in a single game.

His 116.1 passer rating was the best in a quarterback's first career start on *SNF* with at least 40 passing attempts since the program began in 2006. It was also the best passer rating by a quarterback ever in their first career start in Sunday night game (min. 40 att.).

### PASSER RATING, FIRST CAREER START IN A SUNDAY NIGHT GAME, MINIMUM 40 ATTEMPTS, NFL HISTORY

Rk.	Team	Game	Player	Passer Rtg.
1.	LAC	Nov. 21, 2021 vs. Pit.	QB Justin Herbert	116.1
2.	Ari.	Oct. 2, 2005 vs. S.F.	QB Josh McCown	109.4
3.	StL	Nov. 18, 2001 at N.E.	QB Kurt Warner	105.4

# JUSTIN HERBERT

## A ROOKIE CAMPAIGN FOR THE AGES

### AWARDS

- *The Associated Press* Offensive Rookie of the Year
- *Professional Football Writers of America* Rookie of the Year
- PFWA Offensive Rookie of the Year
- PFWA All-Rookie Selection
- NFL Offensive Rookie of the Month (October)
- NFL Offensive Rookie of the Month (November)
- FedEx NFL Air Player of the Week — Week 11 vs. NYJ (fan vote)
- Voted by fans as the Pepsi Zero Sugar Rookie of the Year
- Nine-time Pepsi Zero Sugar Rookie of the Week (voted by fans)

### RECORDS AT THE TIME

- Most passing touchdowns by a rookie quarterback ever (31).
- Most combined touchdowns by a rookie in NFL history (36).
- Most consecutive games by a rookie quarterback with multiple passing touchdowns in NFL history (seven).
- Most performances by a rookie quarterback with 300-plus passing yards in NFL history (eight).
- Most performances by a rookie quarterback with three-plus touchdowns in NFL history (six).
- Most games by a rookie quarterback with multiple touchdown passes in NFL history (10).
- Most completions ever by a rookie quarterback (396).
- Youngest player ever to throw 30 touchdowns in a single season, doing so at 22 years, 299 days old.
- Tied for the longest streak of game-winning drives (three games) in the fourth quarter or overtime by a rookie quarterback in the Super Bowl era (since 1966).
- Recorded the first win in pro football history by a rookie quarterback while posting 300 passing yards, three touchdown passes, a rushing score and no interceptions.
- Most passing touchdowns by a rookie quarterback in a game (four) and a half (three) in *Monday Night Football* history.
- Tied for the longest streak of games with three-plus touchdown passes by a rookie quarterback in NFL history (four).
- Tied for the most 300-yard passing performances in a player's first two career games (two).
- Became the first player since at least 1970 to register over 1,500 passing yards and a 100-plus passer rating through the first five games of a career.
- Set marks for the most passing attempts, completions, passing yards and touchdown passes by a rookie quarterback in Chargers history.
- Recorded the most single-game rushing yards by a quarterback in team annals (66 in Week 7 vs. Jax.).

### ACCOMPLISHMENTS AND OTHER NOTES AT THE TIME

- Ranked second among rookie quarterbacks in NFL history with 4,336 passing yards on the season.
- Joined Patrick Mahomes as the only players in history to eclipse 4,000 passing yards in the first 14 starts of a career.
- Became the second player in NFL history to top 250 passing yards in each of the first seven games of a career (Mahomes).
- Threw a touchdown pass in each of his first 10 games played, the second-longest streak to open an career in NFL history.
- Threw for 277 yards in the first half of Week 11, the most by any rookie quarterback in a first half over the last 40 seasons.
- Became the third quarterback in NFL history to have 300 passing yards and a rushing score in a debut.
- Threw for the fourth-most passing yards in a debut since 1970.
- Became the first quarterback to throw a touchdown and run for a score in the first half of a debut since 1954.

## OFFENSIVE ROOKIE OF THE YEAR

**Justin Herbert** earned widespread recognition as the Offensive Rookie of the Year, including as the 10th quarterback in history to win the honor from *The Associated Press*. Herbert was also selected by *Professional Football Writers of America* as Rookie of the Year and Offensive Rookie of the Year — becoming the second and seventh quarterback to win those awards, respectively. He is the first player in history to be recognized with all three honors.

### QUARTERBACKS TO WIN AP OFFENSIVE ROOKIE OF THE YEAR

Season	Team	Player	Combined TDs
2023	Hou.	C.J. Stroud	26
<b>2020</b>	<b>LAC</b>	<b>Justin Herbert</b>	<b>36</b>
2019	Ari.	Kyler Murray	24
2016	Dal.	Dak Prescott	29
2012	Was.	Robert Griffin III	27
2011	Car.	Cam Newton	35
2010	StL	Sam Bradford	19
2008	Atl.	Matt Ryan	17
2006	Ten.	Vince Young	19
2004	Pit.	Ben Roethlisberger	18
1970	Buf.	Dennis Shaw	10

## HOT OUT OF THE GATE

**Justin Herbert** kicked off his career with a pair of historic streaks. As a rookie, he tossed a touchdown pass in each of the first 10 games of his career, just one less than the all-time record. Herbert's streak of games with 250-plus passing yards to start a career ended at seven contests, ranking second in NFL history.

### PLAYERS WITH A PASSING TOUCHDOWN, CONSECUTIVE GAMES TO START CAREER, NFL HISTORY

Rank	Team	Player	Consecutive Games
1.	Was.	QB Mark Rypien	11
<b>2.</b>	<b>LAC</b>	<b>QB Justin Herbert</b>	<b>10</b>
3.	Den.	QB Jay Cutler	9

### PLAYERS WITH 250 PASSING YARDS, CONSECUTIVE GAMES TO START CAREER, NFL HISTORY

Rank	Team	Player	Consecutive Games
1.	K.C.	QB Patrick Mahomes	10
<b>2.</b>	<b>LAC</b>	<b>QB Justin Herbert</b>	<b>7</b>
3.	—	Seven Other Players	2

# J.K. DOBBINS



## DOBBINS DOMINATES FIRST TWO WEEKS

J.K. Dobbins built off his dominant Week 1 performance in Week 2 to record 131 rushing yards and a score on 17 carries (7.7 avg.). He scored on a 43-yard run in the second quarter, his league-leading third run of at least 40 yards in 2024 to that point.

He became just the sixth player in the last 75 years and first since 1998 to record back-to-back games with 130 yards on the ground and a rushing score in his team's first two games of a season. Dobbins also is the seventh player in the last 75 years and first since 2006 to begin a season with two consecutive games with 130-plus yards on the ground.

### PLAYERS WITH 130 RUSHING YARDS AND A RUSHING TOUCHDOWN, CONSECUTIVE GAMES TO START SEASON, NFL, SINCE 1948

Season	Team	Player	Consecutive Games
1975	Buf.	RB O.J. Simpson*	4
<b>2024</b>	<b>LAC</b>	<b>RB J.K. Dobbins</b>	<b>2</b>
1998	S.F.	RB Garrison Hearst	2
1980	Det.	RB Billy Sims	2
1963	Cle.	RB Jim Brown*	2
1955	BalC**	RB Alan Ameche	2

### PLAYERS WITH 130 RUSHING YARDS, CONSECUTIVE GAMES TO START SEASON, NFL, SINCE 1948

Season	Team	Player	Consecutive Games
1975	Buf.	RB O.J. Simpson*	4
<b>2024</b>	<b>LAC</b>	<b>RB J.K. Dobbins</b>	<b>2</b>
2006	Atl.	RB Warrick Dunn	2
1998	S.F.	RB Garrison Hearst	2
1980	Det.	RB Billy Sims	2
1963	Cle.	RB Jim Brown*	2
1955	BalC**	RB Alan Ameche	2

\*Pro Football Hall of Famer

\*\*Baltimore Colts

## SETTING THE PACE

Through the first five weeks of the 2024 season, J.K. Dobbins leads all NFL running backs with his 6.11-yard rushing average (min. 40 att.) and ranks fifth in the AFC with 342 rushing yards.

### RUSHING AVERAGE, RUNNING BACKS, MIN. 40 ATT., NFL, 2024

Rank	Team	Player	Rushing Average
1.	LAC	RB J.K. Dobbins	6.11
2.	Bal.	RB Derrick Henry	6.02
3.	Phi.	RB Saquon Barkley	5.96
4.	Car.	RB Chuba Hubbard	5.78
5.	T.B.	RB Bucky Irving	5.61
	Cin.	RB Chase Brown	5.61

### RUSHING YARDS, AFC, 2024

Rank	Team	Player	Rushing Yards
1.	Bal.	RB Derrick Henry	572
2.	Bal.	QB Lamar Jackson	363
3.	N.E.	RB Rhamondre Stevenson	356
4.	Ind.	RB Jonathan Taylor	349
5.	LAC	RB J.K. Dobbins	342
6.	Buf.	RB James Cook	309

## DOBBINS RUNS WILD IN WEEK 1 WIN

In the Week 1 victory, J.K. Dobbins rushed for 135 yards and a touchdown on 10 carries (13.5 avg.), highlighted by multiple carries of 45-plus yards.

Dobbins, who returned to action after missing most of last season due to injury, became just the third player in the last 30 seasons to post multiple 45-yard runs a Week 1 contest, while his 13.5-yard rushing average was the best by any player in the first week of a season in NFL history (min. 10 att.).

He headlined a Bolts rushing offense that ran for 176 yards and averaged 6.5 yards per attempt in the victory, the best rushing average by any AFC team in Week 1.

### RUSHING AVERAGE, SINGLE GAME, MINIMUM 10 ATTEMPTS, KICKOFF WEEKEND, NFL HISTORY

Rk.	Team	Game	Player	Rush Avg.
1.	LAC	Sept. 8, 2024 vs. L.V.	RB J.K. Dobbins	13.5
2.	ChiC*	Sept. 29, 1949 vs. Was.	HB Charley Trippi	13.0
3.	ChiC*	Sept. 27, 1959 vs. Was.	WR Bobby Joe Conrad	12.7
4.	NYJ	Sept. 11, 2023 vs. Buf.	RB Breece Hall	12.7
5.	Buf.	Sept. 8, 2012 at NYJ	RB C.J. Spiller	12.1

\*Chicago Cardinals

### RUSHES OF 45-PLUS YARDS, SINGLE GAME, KICKOFF WEEKEND, SINCE 1991

Rk.	Team	Game	Player	No.
1.	LAC	Sept. 8, 2024 vs. L.V.	RB J.K. Dobbins	2
	Buf.	Sept. 8, 2012 at NYJ	RB C.J. Spiller	2
	Min.	Sept. 6, 1992 at G.B.	RB Terry Allen	2
4.	—	Several Others		1

# DERWIN JAMES JR.

## AMONG THE BEST THROUGH 70 GAMES

Derwin James Jr., has recorded 518 tackles, 25 tackles for loss and 12.5 sacks in 69 career games played, becoming the 10th NFL player and the first defensive back to record 500 tackles, 25 tackles for loss and 10.0 sacks within the first 70 games of a career since tackles for loss began being tracked in 2008.

### PLAYERS WITH 500 TACKLES, 25 TACKLES FOR LOSS AND 10 SACKS, FIRST 70 CAREER GAMES, NFL, SINCE 2008

Seasons	Team/s	Player	Sacks	TFL	Tackles
2018-24	LAC	S Derwin James Jr.	12.5	26	518
2019-23	T.B.	LB Devin White	21.5	37	539
2018-23	Ind.	LB Shaquille Leonard	15.0	32	605
2018-22	Chi./Bal.	LB Roquan Smith	16.5	47	611
2016-20	G.B./NYG	LB Blake Martinez	12.0	35	586
2012-17	Ind./Chi.	LB Jerrell Freeman	12.0	29	598
2012-16	Sea.	LB Bobby Wagner	12.0	30	621
2012-16	T.B.	LB Lavonte David	14.0	78	620
2010-15	S.F.	LB NaVorro Bowman	10.0	33	507
2007-11	S.F.	LB Patrick Willis	16.0	34	649

James is one of six players — and the only defensive back — since the turn of the century to post 500 tackles, five interceptions and 10 sacks within the first 70 games of a career.

### PLAYERS WITH 500 TACKLES, FIVE INTERCEPTIONS AND 10 SACKS, FIRST 70 CAREER GAMES, NFL, SINCE 2000

Seasons	Team/s	Player	Sacks	INTs	Tackles
2018-24	LAC	S Derwin James Jr.	12.5	8	518
2018-23	Ind.	LB Shaquille Leonard	15.0	12	605
2018-22	Chi./Bal.	LB Roquan Smith	16.5	7	611
2012-16	Sea.	LB Bobby Wagner	12.0	6	621
2012-16	T.B.	LB Lavonte David	14.0	9	620
2000-04	Chi.	LB Brian Urlacher	25.0	6	559

## MAKING AN IMPACT

Derwin James Jr., eclipsed 500 career tackles in his 67th career game, doing so faster than any defensive back since the turn of the century. He also topped 400 career tackles (55 games) and 300 career tackles (41 games) faster than any defensive back over that span.

### FEWEST GAMES TO 500 TACKLES, DEFENSIVE BACKS, NFL, SINCE 2000

Rank	Team/s	Player	Games
1.	LAC	S Derwin James Jr.	67
2.	NYG/Was.	S Landon Collins	68
3.	NYG/Oak./Mia.	S Gibril Wilson	71

### FEWEST GAMES TO 400 TACKLES, DEFENSIVE BACKS, NFL, SINCE 1991

Rank	Team	Player	Games
1.	LAC	S Derwin James Jr.	55
2.	NYG	S Landon Collins	56
3.	Jax.	S Johnathan Cyprien	57



## A DEFENSIVE CHESS PIECE

In 2023, Derwin James Jr., totaled a team-high 125 tackles and was one of eight NFL defensive backs on the season to total a sack, an interception, four tackles for loss and 90 tackles.

### DEFENSIVE BACKS WITH 90 TACKLES, A SACK, AN INTERCEPTION AND FOUR TACKLES FOR LOSS, NFL, 2023

Rk.	Team	Player	Sacks	TFL	INTs	Tackles
1.	LAC	S Derwin James Jr.	2.0	5	1	125
2.	T.B.	S Antoine Winfield Jr.	6.0	6	3	122
3.	Min.	S Josh Metellus	2.5	7	1	112
4.	Cin.	S Dax Hill	1.5	6	2	110
5.	N.E.	DB Kyle Dugger	1.5	6	2	106
6.	Jax.	S Rayshawn Jenkins	1.0	7	2	100
7.	K.C.	S Justin Reid	3.0	5	1	95
8.	Ind.	CB Kenny Moore II	1.5	8	3	93

In 2022, James became the seventh defensive back since the turn of the century to record at least 100 tackles, four sacks and a forced fumble in a single season.

### DEFENSIVE BACKS WITH 100 TACKLES, FOUR SACKS AND A FORCED FUMBLE, SINGLE SEASON, NFL, SINCE 2000

Season	Team	Player	Sacks	FF	Tackles
2023	T.B.	S Antoine Winfield Jr.	6.0	6	122
2022	LAC	S Derwin James Jr.	4.0	2	115
2022	Chi.	DB Jaquan Brisker	4.0	1	104
2019	Car.	S Eric Reid	4.0	1	129
2019	Ten.	CB Logan Ryan	4.5	4	113
2010	Oak.	S Tyvon Branch	4.0	1	101
2005	Ari.	S Adrian Wilson	8.0	1	108
2000	S.D.	S Rodney Harrison	6.0	1	127

# DERWIN JAMES JR.



## ZERO TO SIXTY

Derwin James Jr., posted 445 tackles, 22 tackles for loss and 9.5 sacks in his first 60 games played, becoming the 11th NFL player and the first defensive back to record 400 tackles, 20 tackles for loss and nine sacks within the first 60 games of a career since tackles for loss began being tracked in 2008.

### PLAYERS WITH 400 TACKLES, 20 TACKLES FOR LOSS AND NINE SACKS, FIRST 60 CAREER GAMES, NFL, SINCE 2008

Seasons	Team/s	Player	Sacks	TFL	Tackles
2020-23	Bal.	LB Patrick Queen	13.5	35	404
<b>2018-23</b>	<b>LAC</b>	<b>S Derwin James Jr.</b>	<b>9.5</b>	<b>22</b>	<b>445</b>
2019-22	T.B.	LB Devin White	20.5	35	474
2018-22	Ind.	LB Shaquille Leonard	15.0	30	531
2018-21	Chi.	LB Roquan Smith	14.0	43	517
2016-20	Dal.	LB Jaylon Smith	9.0	20	456
2016-19	G.B.	LB Blake Martinez	9.0	28	487
2012-16	Ind./Chi.	LB Jerrell Freman	12.0	25	512
2012-16	Sea.	LB Bobby Wagner	10.5	27	506
2012-15	T.B.	LB Lavonte David	12.0	66	555
2009-14	Hou.	LB Brian Cushing	11.0	34	438
2007-10	S.F.	LB Patrick Willis	14.0	28	568

James is one of four players — and the only defensive back — since the turn of the century to post 400 tackles, eight interceptions and nine sacks within the first 60 games of a career.

### PLAYERS WITH 400 TACKLES, EIGHT INTERCEPTIONS AND NINE SACKS, FIRST 60 CAREER GAMES, NFL, SINCE 2000

Seasons	Team	Player	Sacks	INTs	Tackles
<b>2018-23</b>	<b>LAC</b>	<b>S Derwin James Jr.</b>	<b>9.5</b>	<b>8</b>	<b>445</b>
2018-22	Ind.	LB Shaquille Leonard	15.0	11	531
2012-15	T.B.	LB Lavonte David	12.0	9	555
2009-14	Hou.	LB Brian Cushing	11.0	8	438

## A NOVEMBER TO REMEMBER

In a dominant November 2022, Derwin James Jr., posted 37 tackles (20 solo), two sacks, an interception and a pair of forced fumbles. He was the only defender during the month to have a sack, a pick and a forced fumble. James was recognized as AFC Defensive Player of the Month for his efforts in November.

James was also the only defensive back in the last 30 years and first player in a decade to have at least 30 tackles, multiple sacks, an interception and a forced fumble in a single November.

### PLAYERS WITH 30 TACKLES, TWO SACKS, AN INTERCEPTION AND A FORCED FUMBLE, SINGLE NOVEMBER, NFL, SINCE 1991

Season	Team	Player	Sacks	FF	INTs	Tackles
<b>2022</b>	<b>LAC</b>	<b>S Derwin James Jr.</b>	<b>2.0</b>	<b>2</b>	<b>1</b>	<b>37</b>
2013	Oak.	LB Nick Roach	4.5	2	1	38
2009	Sea.	LB David Hawthorne	3.0	1	2	50
2008	Pit.	LB James Harrison	5.5	3	1	36
2005	Jax.	LB Mike Peterson	2.0	1	1	37
2004	Car.	LB Will Witherspoon	2.0	1	2	36
2003	Phi.	LB Nate Wayne	3.0	2	1	36
2001	G.B.	LB Nate Wayne	2.0	1	2	39
1999	T.B.	LB Derrick Brooks	2.0	2	2	39

## DERWIN'S PICKS AND SACKS BY PASSER

Derwin James Jr., has recorded eight interceptions and 11.5 sacks in his career. He has brought down Patrick Mahomes the most, totaling two sacks of the Texas Tech product. Below is a look at his career regular-season sacks and interceptions by passer:

### REGULAR-SEASON CAREER INTs BY PASSER (8)

INTs	Passer	Most Recent INT
1	QB Tyson Bagent	Oct. 29, 2023 vs. Chi.
	QB Derek Carr	Oct. 4, 2021 vs. L.V.
	QB Nick Foles	Dec. 26, 2022 at Ind.
	QB Jared Goff	Sept. 23, 2018 at LAR
	QB Drew Lock	Nov. 28, 2021 at Den.
	QB Kyler Murray	Nov. 27, 2022 at Ari.
	QB Ben Roethlisberger	Dec. 2, 2018 at Pit.
	QB Josh Rosen	Nov. 25, 2018 vs. Ari.

### REGULAR-SEASON CAREER SACKS BY PASSER (11.5)

Sacks	Passer	Most Recent Sack
2.0	QB Patrick Mahomes	Nov. 20, 2022 vs. K.C.
1.5	QB Baker Mayfield	Oct. 10, 2021 vs. Cle.
1.0	QB Josh Allen	Sept. 16, 2018 at Buf.
	QB C.J. Beathard	Sept. 30, 2018 vs. S.F.
	QB Derek Carr	Sept. 11, 2022 vs. L.V.
	QB Marcus Mariota	Nov. 6, 2022 at Atl.
	QB Jarrett Stidham	Dec. 31, 2023 at Den.
	QB Russell Wilson	Oct. 17, 2022 vs. Den.
	QB Bailey Zappe	Dec. 3, 2023 at N.E.
0.5	QB Joe Burrow	Dec. 5, 2021 at Cin.
	QB Dak Prescott	Sept. 19, 2021 vs. Dal.

# KHALIL MACK

## RETURN OF THE MACK

Since entering the NFL in 2014, **Khalil Mack** has totaled 104.0 sacks, the second-most over that span. He's one of football's top defenders at forcing turnovers, tying for the league lead in forced fumbles and ranking No. 2 in strip-sacks since entering the NFL.

Mack's 251 career hurries lead the league since he entered the NFL in 2014, while his 438 pressures rank No. 2 over that span.

### SACKS, NFL, SINCE 2014

Rank	Team/s	Player	Sacks
1.	LAR	DT Aaron Donald	111.0
2.	Oak./Chi./LAC	<b>OLB Khalil Mack</b>	<b>104.0</b>
3.	Pit.	LB T.J. Watt	101.0
4.	N.O.	DE Cameron Jordan	96.0
5.	N.E./Ari./L.V.	OLB Chandler Jones	94.5

### FORCED FUMBLES, NFL, SINCE 2014

Rank	Team/s	Player	Forced Fum.
1.	Oak./Chi./LAC	<b>OLB Khalil Mack</b>	<b>30</b>
	N.E./Ari./L.V.	OLB Chandler Jones	30
3.	T.B.	LB Lavonte David	28
	Pit.	LB T.J. Watt	28
5.	LAR	DT Aaron Donald	24

### STRIP-SACKS, NFL, SINCE 2014

Rk.	Team/s	Player	Strip Sacks
1.	N.E./Ari./L.V.	OLB Chandler Jones	26
2.	Oak./Chi./LAC	<b>OLB Khalil Mack</b>	<b>23</b>
3.	Pit.	LB T.J. Watt	21
4.	Den./T.B.	OLB Shaquil Barrett	19
5.	Cle.	DE Myles Garrett	18
	LAR	DT Aaron Donald	18
	StL./LAR/Mia./Dal./Chi./Phi.	LB Robert Quinn	18
	Jax./Min./Bal./L.V./Ind./Chi.	DE Yannick Ngakoue	18

### QUARTERBACK HURRIES, NFL, SINCE 2014

Rank	Team/s	Player	Hurries
1.	Oak./Chi./LAC	<b>OLB Khalil Mack</b>	<b>251</b>
2.	LAR	DT Aaron Donald	214
3.	N.O.	DE Cameron Jordan	212
4.	Den./LAR/Buf.	OLB Von Miller	209
5.	Buf./Hou.	DL Jerry Hughes	204

### DEFENSIVE PRESSURES, NFL, SINCE 2014

Rank	Team/s	Player	Pressures
1.	LAR	DT Aaron Donald	475
2.	Oak./Chi./LAC	<b>OLB Khalil Mack</b>	<b>438</b>
3.	N.O.	DE Cameron Jordan	395
4.	Den./LAR/Buf.	OLB Von Miller	394
5.	Hou./Ari.	DE J.J. Watt	393



## MACK DOMINATES NOVEMBER

In November 2023, **Khalil Mack** led all NFL players during the month with 6.0 sacks and two strip-sacks, while adding 23 tackles (19 solo), five tackles for loss, five quarterback hits and three passes defended. Mack was recognized as AFC Defensive Player of the Month for his efforts in November.

Mack became just the second player in the last 15 years to record five sacks, five tackles for loss, multiple pass breakups and multiple strip-sacks in a single November and is just the sixth player to do so in any month over the past 15 seasons.

### PLAYERS WITH FIVE SACKS, FIVE TACKLES FOR LOSS, MULTIPLE STRIP-SACKS AND MULTIPLE PASSES DEFENSED, SINGLE MONTH, NFL, SINCE 2008

Month	Team	Player	Sks	TFLs	PD	Strip-Sks
Nov. 2023	LAC	<b>OLB Khalil Mack</b>	<b>6.0</b>	<b>5</b>	<b>3</b>	<b>2</b>
Sept. 2023	Pit.	LB T.J. Watt	6.0	5	2	2
Sept. 2019	T.B.	OLB Shaquil Barrett	9.0	7	2	3
Nov. 2016	NYG	DE Jason Pierre-Paul	5.5	5	4	2
Oct. 2011	Min.	DE Jared Allen	8.0	7	2	2
Oct. 2009	Was.	DE Andre Carter	5.5	7	2	2

## MACK TOPS 100 CAREER SACKS

In the 150th regular-season game of his career, **OLB Khalil Mack** eclipsed 100 career sacks in the second quarter on a nine-yard takedown. Among active players, Mack's 104.0 sacks rank No. 4.

### SACKS, ACTIVE NFL PLAYERS

Rank	Team/s	Player	Sacks
1.	Den./LAR/Buf.	OLB Von Miller	126.5
2.	N.O.	DE Cameron Jordan	117.5
3.	Ari./Jax./Bal./Atl./Mia.	DL Calais Campbell	107.5
4.	Oak./Chi./LAC	<b>OLB Khalil Mack</b>	<b>104.0</b>
5.	Pit.	LB T.J. Watt	101.0
6.	Cle.	DE Myles Garrett	92.5

# KHALIL MACK

## MACK DROPS SIX SACKS IN VICTORY



**Khalil Mack** had a historic performance in the team's 2023 Week 4 win over the Raiders. He set a career high with six sacks, including a pair of strip-sacks. It was the first six-sack performance by any NFL player since 2017 and just the sixth since the stat began being tracked in 1982.

Mack added 10 tackles (eight solo), five tackles for loss, four quarterback hits and a pass defended. He was the only player since at least 2000 to have six sacks and at least 10 tackles in a single game. He was recognized as AFC Defensive Player of the Week for his performance, the fourth weekly award of his career.

Along with his five-sack performance in 2015, Mack joined Hall of Fame LB Derrick Thomas as the only players with multiple games of five or more sacks since the stat started being tracked in 1982.

### SACKS, SINGLE GAME, NFL, SINCE 1982

Rk.	Team	Game	Player	Sacks
1.	K.C.	Nov. 11, 1990 vs. Sea.	LB Derrick Thomas	7.0
2.	LAC	Oct. 1, 2023 vs. L.V.	OLB Khalil Mack	6.0
	Atl.	Nov. 12, 2017 vs. Dal.	DL Adrian Clayborn	6.0
	NYG	Sept. 30, 2007 vs. Phi.	DE Osi Umenyiora	6.0
	K.C.	Sept. 6, 1998 vs. Oak.	LB Derrick Thomas	6.0
	S.F.	Nov. 13, 1983 vs. N.O.	DE Fred Dean	6.0
7.	S.F.	Nov. 19, 2012 vs. Chi.	OLB Aldon Smith	5.5
	Det.	Sept. 4, 1983 at T.B.	DE William Gay	5.5

## MACK MAKES HISTORY

**Khalil Mack** eclipsed 12 sacks in 2023, the third season of his career with at least 12 sacks — and with his third franchise. He joined Hall of Famer Kevin Greene as the only two players to have a 12-sack season with three different franchises since the individual sack became an official statistic in 1982.

### PLAYERS WITH 12-SACK SEASON WITH THREE DIFFERENT FRANCHISES, NFL, SINCE 1982

Player	Teams (Seasons)
OLB Khalil Mack	Raiders ('15), Bears ('18), Chargers ('23)
LB Kevin Greene*	Rams ('88-90), Steelers ('93-94), Panthers ('96, '99)

*\*Pro Football Hall of Famer*

## TOP OF THE CHARTS

**Khalil Mack** ranked fourth in the NFL in 2023 with 17.0 sacks, setting a new single-season career high. His four strip-sacks were tied for the second-most in the NFL.

### SACKS, NFL, 2023

Rank	Team	Player	Sacks
1.	Pit.	LB T.J. Watt	19.0
2.	Cin.	DE Trey Hendrickson	17.5
	Jax.	OLB Josh Allen	17.5
4.	LAC	OLB Khalil Mack	17.0
5.	Min.	OLB Danielle Hunter	16.5
6.	L.V.	DE Maxx Crosby	14.5

### STRIP SACKS, NFL, 2023

Rank	Team	Player	Strip-Sacks
1.	Mia.	LB Bradley Chubb	5
2.	LAC	OLB Khalil Mack	4
	Cle.	DE Myles Garrett	4
	Pit.	LB T.J. Watt	4
5.	Cin.	DE Trey Hendrickson	3
	Det.	DE Aidan Hutchinson	3
	Ind.	DE Samson Ebukam	3
	L.V.	DE Malcolm Koonce	3
	Min.	OLB Danielle Hunter	3
	T.B.	OLB Shaquil Barrett	3

## MACK ATTACK

By setting his career high with 17.0 sacks in 2023, **Khalil Mack** tied for the most sacks in a single season by a Charger since the individual sack began being tracked in 1982.

Mack forced a total of five fumbles on the year, including four that were strip-sacks. Since forced fumbles began being tracked in 1994, Mack's five tied for the third-most by a Charger in a single season.

### SACKS, SINGLE SEASON, CHARGERS, SINCE 1982

Rank	Season	Player	Sacks
1.	2023	OLB Khalil Mack	17.0
	2006	LB Shawne Merriman	17.0
	1992	DE Leslie O'Neal	17.0
4.	1986	DE Lee Williams	15.0
5.	1989	DE Lee Williams	14.0

### FORCED FUMBLES, SINGLE SEASON, CHARGERS, SINCE 1994

Rank	Season	Player	Forced Fumbles
1.	2021	OLB Joey Bosa	7
	2009	LB Shaun Phillips	7
3.	2023	OLB Khalil Mack	5
	—	Two Other Players	5



# KHALIL MACK

## KHALIL RE-WRITES THE RECORD BOOK

With six sacks in the 2023 Week 4 victory over Las Vegas, **Khalil Mack** set the franchise single-game record, breaking DE Leslie O'Neal's mark of five sacks in 1986.

### SACKS, SINGLE GAME, CHARGERS, SINCE 1982

Rank	Game	Player	Sacks
1.	Oct. 1, 2023 vs. L.V.	OLB Khalil Mack	6.0
	Nov. 16, 1986 vs. Dal.	DE Leslie O'Neal	5.0
3.	Dec. 18, 2011 vs. Bal.	OLB Antwan Barnes	4.0
	Oct. 3, 2010 vs. Ari.	LB Shaun Phillips	4.0
	Oct. 22, 1995 at Sea.	DE Leslie O'Neal	4.0
	Dec. 6, 1992 at Phx.*	DE Leslie O'Neal	4.0
	Dec. 22, 1991 vs. Den.	DE Leslie O'Neal	4.0

*\*Phoenix Cardinals*

## MACK'S PICKS BY PASSER

**Khalil Mack** has picked off three passes, including two that he returned for a touchdown. Below is a look at his career regular-season interceptions by quarterback:

### REGULAR-SEASON CAREER INTs BY PASSER (3)

INTs	Passer	Most Recent INT
1	QB Kirk Cousins	Nov. 16, 2020 vs. Min.
	QB DeShone Kizer	Sept. 9, 2018 at G.B.
	QB Cam Newton	Nov. 27, 2016 vs. Car.



## MACK'S SACKS BY PASSER

**Khalil Mack** has sacked 48 players in the regular season for a total of 104.0 career sacks. Below is a list of his career sacks by passer:

### REGULAR-SEASON CAREER SACKS BY PASSER (104.0)

Sacks	Passer	Most Recent Sack
6.0	QB Aidan O'Connell	Oct. 1, 2023 vs. L.V.
	QB Brock Osweiler	Nov. 21, 2016 vs. Hou.
5.5	QB Aaron Rodgers	Oct. 17, 2021 vs. G.B.
	QB Alex Smith	aDec. 10, 2017 at K.C.
5.0	QB Trevor Siemian	Nov. 26, 2017 vs. Den.
4.0	QB Derek Carr	Sept. 11, 2022 L.V.
	QB Kirk Cousins	Dec. 20, 2020 at Min.
	QB Dak Prescott	Oct. 16, 2023 vs. Dal.
3.0	QB Tom Brady	Oct. 8, 2020 vs. T.B.
	QB Jared Goff	Oct. 3, 2021 vs. Det.
	QB Josh McCown	Sept. 17, 2017 vs. NYJ
2.0	QB Sam Bradford	Sept. 23, 2018 at Ari.
	QB Teddy Bridgewater	Oct. 18, 2020 at Car.
	QB Joe Flacco	Sept. 15, 2019 at Den.
	QB Lamar Jackson	Nov. 26, 2023 vs. Bal.
	QB Daniel Jones	Sept. 20, 2020 vs. NYG
	QB Colin Kaepernick	Dec. 7, 2017 vs. S.F.
	QB Case Keenum	Sept. 23, 2019 at Was.
	QB Jordan Love	Nov. 19, 2023 at G.B.
	QB Patrick Mahomes	Sept. 15, 2022 at K.C.
	QB Marcus Mariota	Nov. 29, 2015 at Ten.
	QB Baker Mayfield	Sept. 26, 2021 at Cle.
	QB Philip Rivers	Oct. 27, 2019 vs. LAC
	QB Geno Smith	Dec. 3, 2017 vs. NYG
	QB Matthew Stafford	Nov. 11, 2018 vs. Det.
	QB Russell Wilson	Oct. 17, 2022 vs. Den.
	QB Zach Wilson	Nov. 6, 2023 at NYJ
	QB Jameis Winston	Oct. 30, 2016 at T.B.
	QB Bailey Zappe	Dec. 3, 2023 at N.E.
1.5	QB Gardner Minshew II	Sept. 8, 2024 vs. L.V.
1.0	QB Blake Bortles	Oct. 23, 2016 at Jax.
	QB Drew Brees	Nov. 1, 2020 vs. N.O.
	QB Joe Burrow	Sept. 19, 2021 vs. Cin.
	QB Jay Cutler	Oct. 4, 2015 at Chi.
	QB Justin Fields	Sept. 22, 2024 at Pit.
	QB Ryan Fitzpatrick	Sept. 30, 2018 vs. T.B.
	QB Nick Foles	Dec. 26, 2022 at Ind.
	QB Blaine Gabbert	Jan. 7, 2024 vs. K.C.
	QB Jimmy Garoppolo	Nov. 13, 2022 at S.F.
	QB DeShone Kizer	Sept. 9, 2018 at G.B.
	QB Eli Manning	Dec. 2, 2018 at NYG
	QB Davis Mills	Oct. 2, 2022 at Hou.
	QB Cam Newton	Nov. 27, 2016 vs. Car.
	QB Kyle Orton	Dec. 21, 2014 vs. Buf.
	QB Jarrett Stidham	Dec. 31, 2023 at Den.
	QB Tyrod Taylor	Dec. 4, 2016 vs. Buf.
	QB Deshaun Watson	Dec. 13, 2020 vs. Hou.
0.5	QB Matt Ryan	Sept. 27, 2020 at Atl.

### POSTSEASON CAREER SACKS BY PASSER (1.0)

Sacks	Passer	Most Recent Sack
1.0	QB Trevor Lawrence	Jan. 14, 2023 at Jax.*

*\*AFC Wild Card*

# JOEY BOSHA



## NOT YOUR AVERAGE JOEY

Since entering the NFL in 2016, **Joey Bosa** has been a force, recording the sixth-best sacks-per-game over that span (min. 80 games played). He is also tied for No. 9 in that time with 69.0 sacks.

### SACKS PER GAME, MIN. 80 GAMES PLAYED, SINCE 2016

Rank	Team/s	Player	Sacks/Game
1.	Pit.	LB T.J. Watt	0.93
2.	Cle.	DE Myles Garrett	0.88
3.	Ari./L.V.	OLB Chandler Jones	0.77
4.	Min./Hou.	OLB Danielle Hunter	0.75
5.	LAR	DT Aaron Donald	0.75
6.	<b>LAC</b>	<b>OLB Joey Bosa</b>	<b>0.72</b>
7.	<b>Oak./Chi./LAC</b>	<b>OLB Khalil Mack</b>	<b>0.69</b>
8.	L.V.	DE Maxx Crosby	0.66
9.	N.O./Cin.	DE Trey Hendrickson	0.64
10.	Den./LAR/Buf.	OLB Von Miller	0.63

### SACKS, NFL, SINCE 2016

Rank	Team/s	Player	Sacks
1.	Pit.	LB T.J. Watt	101.0
2.	Cle.	DE Myles Garrett	92.5
3.	LAR	DT Aaron Donald	91.0
4.	<b>Oak./Chi./LAC</b>	<b>OLB Khalil Mack</b>	<b>85.0</b>
5.	Min./Hou.	OLB Danielle Hunter	83.0
6.	K.C.	DT Chris Jones	78.5
	N.O.	DE Cameron Jordan	78.5
8.	Ari./L.V.	OLB Chandler Jones	76.0
9.	<b>LAC</b>	<b>OLB Joey Bosa</b>	<b>69.0</b>
	Jax./Min./Bal./L.V./Ind./Chi.	DE Yannick Ngakoue	69.0
11.	Bal./N.E./Atl.	LB Matthew Judon	68.0

## FORCING THE ISSUE

After leading the NFL with seven strip-sacks in 2021, **Joey Bosa** continues to be among the league's best at jarring the ball free. He had one strip-sack in 2023 to reach 14 career strip-sacks. Bosa has nine strip-sacks since 2021, tied for the most in the NFL over that span and ranks No. 2 in forced fumbles

### STRIP-SACKS, NFL, SINCE 2021

Rank	Team/s	Player	Strip-Sacks
1.	<b>LAC</b>	<b>OLB Joey Bosa</b>	<b>9</b>
	Cin.	DE Trey Hendrickson	9
	Cle.	DE Myles Garrett	9
	Pit.	LB T.J. Watt	9
5.	Car./Phi./NYJ	LB Haason Reddick	8
	Den./Mia.	OLB Bradley Chubb	8
	S.F.	DL Nick Bosa	8
8.	—	Three Other Players	7

### FORCED FUMBLES, NFL, SINCE 2021

Rank	Team/s	Player	Forced Fumbles
1.	Pit.	LB T.J. Watt	11
2.	<b>LAC</b>	<b>OLB Joey Bosa</b>	<b>10</b>
3.	Cin.	DE Trey Hendrickson	9
	Cle.	DE Myles Garrett	9
	Den./Mia.	OLB Bradley Chubb	9
	T.B.	S Antoine Winfield Jr.	9
	S.F.	DL Nick Bosa	9
	S.F.	LB Fred Warner	9
9.	Car./Phi./NYJ	LB Haason Reddick	8
	Ind./Phi.	LB Shaquille Leonard	8
	Pit.	LB Alex Highsmith	8

Bosa has gone for the ball when taking down the quarterback since he entered the NFL. His 14 career strip-sacks are the ninth-most since 2016.

10 of Bosa's 14 career strip-sacks came on third down, which leads the NFL over that span. Seven of his third-down strip-sacks have come since 2021, which is also a league-high.

### STRIP-SACKS, THIRD DOWN, NFL, SINCE 2016

Rk.	Team/s	Player	Strip-Sacks
1.	<b>LAC</b>	<b>OLB Joey Bosa</b>	<b>10</b>
2.	StL/LAR/Mia./Dal./Chi./Phi.	LB Robert Quinn	8
	Jax./LAR/Atl./Dal.	DE Dante Fowler Jr.	8
4.	LAR	DT Aaron Donald	7
	Pit.	LB T.J. Watt	7

### STRIP-SACKS, THIRD DOWN, NFL, SINCE 2021

Rank	Team/s	Player	Strip-Sacks
1.	<b>LAC</b>	<b>OLB Joey Bosa</b>	<b>7</b>
2.	S.F./Ind.	DE Samson Ebukam	5
3.	Sea./Chi.	DE Darrell Taylor	4
	Cin.	DE Trey Hendrickson	4
	Pit.	LB T.J. Watt	4
	T.B.	OLB Shaquil Barrett	4

# JOEY BOSA

## BOSA'S SACKS BY PASSER

Joey Bosa has 69.0 career sacks. He has sacked QB Derek Carr 8.5 times in his career, more than he's sacked any other quarterback. Bosa has brought down 41 different passers in his career, including 17 more than once. Below is a look at his career sacks by passer:

### REGULAR-SEASON CAREER SACKS BY PASSER (69.0)

Sacks	Passer	Most Recent Sack
8.5	QB Derek Carr	Sept. 11, 2022 vs. L.V.
4.0	QB Ryan Tannehill	Sept. 17, 2023 at Ten.
3.5	QB Trevor Siemian	Oct. 22, 2017 vs. Den.
	QB Gardner Minshew II	Sept. 8, 2024 vs. L.V.
2.5	QB Patrick Mahomes	Dec. 16, 2021 vs. K.C.
	QB Josh Rosen	Sept. 29, 2019 at Mia.
	QB Zach Wilson	Nov. 6, 2023 at NYJ
2.0	QB Josh Allen	Nov. 29, 2020 at Buf.
	QB Kirk Cousins	Sept. 24, 2023 at Min.
	QB Robert Griffin III	Dec. 24, 2016 at Cle.
	QB Eli Manning	Oct. 8, 2015 at NYG
	QB Ben Roethlisberger	Nov. 21, 2021 vs. Pit.
	QB Matt Ryan	Oct. 23, 2016 at Atl.
	QB Alex Smith	Sept. 24, 2017 vs. K.C.
	QB Mitchell Trubisky	Oct. 27, 2019 at Chi.
1.5	QB Lamar Jackson	Oct. 17, 2021 at Bal.
	QB Aaron Rodgers	Nov. 3, 2019 vs. G.B.
1.0	WR Davante Adams	Sept. 11, 2022 vs. L.V.
	QB Tyson Bagent	Oct. 29, 2023 vs. Chi.
	QB Matt Barkley	Nov. 29, 2020 at Buf.
	QB Blake Bortles	Nov. 12, 2017 at Jax.
	QB Tom Brady	Oct. 29, 2017 at N.E.
	QB Drew Brees	Oct. 12, 2020 at N.O.
	QB Teddy Bridgewater	Sept. 27, 2020 vs. Car.
	QB Jacoby Brissett	Sept. 8, 2019 vs. Ind.
	QB Joe Burrow	Sept. 13, 2020 at Cin.
	QB Jeff Driskel	Dec. 9, 2018 vs. Cin.
	QB Joe Flacco	Oct. 6, 2019 vs. Den.
	QB Ryan Fitzpatrick	Sept. 12, 2021 at Was.
	QB Mike Glennon	Dec. 12, 2021 vs. NYG
	QB Jalen Hurts	Nov. 7, 2021 at Phi.
	QB Case Keenum	Dec. 30, 2017 at Den.
	QB DeShone Kizer	Dec. 3, 2017 vs. Cle.
	QB Drew Lock	Nov. 28, 2021 at Den.
	QB Cam Newton	Dec. 11, 2016 at Car.
	QB Tyrod Taylor	Nov. 19, 2017 vs. Buf.
	QB Russell Wilson	Jan. 8, 2023 at Den.
	QB Jameis Winston	Dec. 4, 2016 vs. T.B.
	QB Bryce Young	Sept. 15, 2024 at Car.
0.5	QB Brock Osweiler	Nov. 27, 2016 at Hou.
	QB Deshaun Watson	Sept. 22, 2019 vs. Hou.

### POSTSEASON CAREER SACKS BY PASSER (1.0)

Sacks	Passer	Most Recent Sack
1.0	QB Lamar Jackson	Jan. 6, 2019 at Bal.*

\*AFC Wild Card



## ONE OF A KIND

With 8.5 sacks in his first eight games of 2017, **Joey Bosa** brought his career total to 19.0 sacks over his first 20 career games. That topped the previous NFL record of 18.5 set by Aldon Smith in 2012.

### SACKS, FIRST 20 CAREER GAMES, NFL HISTORY

Rank	Team	Player	Sacks
1.	Chargers	DE <b>Joey Bosa</b>	19.0
2.	49ers	LB Aldon Smith	18.5
3.	Cowboys	LB Micah Parsons	17.0
	Packers	LB Clay Matthews	17.0

## BRING THE HEAT

**Joey Bosa** ranks third in sacks in team history after reaching 60 for his career. He eclipsed 50 in his 67th game of his career, setting the mark for the fastest by any player in Chargers history.

### CAREER SACKS LEADERS, CHARGERS HISTORY SINCE 1982

Rank	Seasons	Player	Sacks
1.	1986-95	DE Leslie O'Neal	105.5
2.	2004-12	LB Shaun Phillips	69.5
3.	2016-Present	OLB <b>Joey Bosa</b>	69.0
4.	1984-90	DE Lee Williams	65.5
5.	2012-20	DE Melvin Ingram III	49.0
6.	1990-2002	LB Junior Seau	47.0

### FEWEST GAMES TO 50 SACKS, CHARGERS HISTORY

Rank	Seasons	Player	Games
1.	2016-21	OLB <b>Joey Bosa</b>	67
2.	1986-91	DE Leslie O'Neal	70
3.	1984-89	DE Lee Williams	75
4.	2004-10	LB Shaun Phillips	96

# CAMERON DICKER

## MAKING NFL HISTORY

**Cameron Dicker** has made 59-of-63 career field goal attempts. His field goal percentage of 93.7 is the best in NFL history by a player with at least 50 attempts.

### FIELD GOAL PCT., MIN. 50 ATTEMPTS, NFL HISTORY

Rank	Team/s	Player	Field Goal Pct. (Made-Att.)
1.	Phi./LAC	<b>K Cameron Dicker</b>	<b>93.7 (59-63)</b>
2.	Dal.	K Brandon Aubrey	92.6 (50-54)
3.	Bal.	K Justin Tucker	89.7 (402-448)
4.	K.C.	K Harrison Butker	88.9 (209-235)
5.	Chi./NYJ/Car.	K Eddie Pineiro	88.9 (96-108)
6.	LAC/Atl.	K Younghoe Koo	88.3 (166-188)

## DICKER KICKS CONSISTENTLY

**Cameron Dicker** has made all 50 of his field goal attempts from less than 50 yards out, good for the best percentage by any NFL kicker in at least the last 30 seasons (min. 40 attempts of less than 50 yards).

### FIELD GOAL PCT., LESS THAN 50-YARD ATTEMPTS, MIN. 40 ATTEMPTS, NFL, SINCE 1991

Rank	Team/s	Player	Field Goal Pct. (Made-Att.)
1.	Phi./LAC	<b>K Cameron Dicker</b>	<b>100.0 (50-50)</b>
2.	Bal.	K Justin Tucker	95.3 (343-360)
3.	K.C.	K Harrison Butker	93.7 (179-191)
4.	Jax./Det./Cle.	K Riley Patterson	91.8 (56-61)
5.	LAC/Atl.	K Younghoe Koo	91.4 (138-151)

## EXTRA POINTS

**Cameron Dicker** has made 64-of-65 of his career extra point attempts, registering a 98.4 percentage. It's the second-best percentage by any kicker with at least 50 extra point attempts since the PAT was moved back in 2015.

### EXTRA POINT PERCENTAGE, MIN. 50 ATT., NFL, SINCE 2015

Rk.	Team/s	Player	Made PAT	Missed PAT	PAT Pct.
1.	S.F.	K Jake Moody	72	1	98.6
2.	Phi./LAC	<b>K Cameron Dicker</b>	<b>64</b>	<b>1</b>	<b>98.4</b>
3.	Bal.	K Justin Tucker	372	6	98.4
4.	NYG	K Josh Brown	53	1	98.1
5.	7 Teams*	K Chase McLaughlin	134	3	97.8

\*Chargers, Colts, 49ers, Jets, Jaguars, Browns, Colts, Buccaneers



## THE BEST THROUGH THREE SEASONS

As a rookie, **Cameron Dicker** made 21-of-22 field goals (95.5 pct.) to set the record for best field goal percentage by a rookie kicker since the 1970 NFL-AFL Merger (min. 15 att.). He has continued his excellence with the Bolts, making 59-of-63 career attempts (93.7 pct.). Dicker's 93.7 career field goal percentage is the best within the first three seasons of a career among kickers with at least 50 field goal attempts.

### FIELD GOAL PCT., FIRST THREE SEASONS, MIN. 50 ATTEMPTS, NFL, SINCE 1970

Rank	Team/s	Player	Field Goal Pct. (Made-Att.)
1.	Phi./LAC	<b>K Cameron Dicker</b>	<b>93.7 (59-63)</b>
2.	Dal.	K Brandon Aubrey	92.6 (50-54)
3.	Dal.	K Dan Bailey	90.8 (89-98)
4.	Bal.	K Justin Tucker	89.8 (97-108)
5.	K.C.	K Harrison Butker	89.7 (96-107)

## TWO SEASONS FOR THE AGES

In 10 games played with the Bolts in 2022, **Cameron Dicker** made 19-of-20 field goal attempts (95.0 pct.). It set the best single-season field goal percentage in team history among players with at least 15 field goal attempts.

In 2023, Dicker made 31-of-33 field goals (93.9 pct.), good for the second-best single-season field goal percentage in franchise history (min. 15 att.).

### FIELD GOAL PCT., MIN. 15 ATTEMPTS, SINGLE SEASON, CHARGERS HISTORY

Rank	Season	Player	Field Goal Pct. (Made-Att.)
1.	2022	<b>K Cameron Dicker</b>	<b>95.0 (19-20)</b>
2.	2023	<b>K Cameron Dicker</b>	<b>93.9 (31-33)</b>
3.	2018	K Michael Badgley	93.8 (15-16)
4.	2013	K Nick Novak	91.9 (34-37)
5.	2009	K Nate Kaeding	91.4 (32-35)
6.	1990	K John Carney	90.5 (19-21)

## OTHER PLAYER NOTES

### POONA PICKS HIS FIRST PASS

In the fourth quarter of the Week 1 victory, **DL Poona Ford** hauled in a pass deflected by **OLB Khalil Mack** for his first career interception. Ford is the first defensive lineman in the NFL with a pick this season and was just the second defensive lineman to have a tackle for loss, interception and multiple pass breakups in a single game since tackles for loss began being tracked in 2008.

### INTERIOR DEFENSIVE LINEMEN WITH TACKLE FOR LOSS, INTERCEPTION AND MULTIPLE PASSES DEFENSED, SINGLE GAME, NFL, SINCE 2008

Game	Team	Game	TFL	INT	PD
Sept. 8, 2024 vs. L.V.	LAC	DL Poona Ford	1	1	2
Jan. 1, 2012 vs. NYJ	Mia.	DL Randy Starks	1	2	2

### MC CONKEY MAKES HIS MARK

In Week 1, **WR Ladd McConkey** made his NFL debut and led the team with five receptions for 39 yards (7.8 avg.), including a 10-yard touchdown catch in the fourth quarter to put the game away. He is just the 10th Charger in history to haul in a touchdown pass in an NFL debut.

### SETTING THE PACE

With three touchdown grabs this year, **WR Quentin Johnston** has set a single-season career high and is tied for No. 3 in the AFC. Rookie **WR Ladd McConkey** has a pair of receiving scores, which ranks tied for ninth in the conference.

#### RECEIVING TOUCHDOWNS, NFL, 2024

Rank	Team	Player	Receiving Touchdowns
1.	Cin.	WR Ja'Marr Chase	5
2.	NYJ	WR Allen Lazard	4
3.	LAC	WR Quentin Johnston	3
	Bal.	TE Isaiah Likely	3
	Cin.	WR Andrei Iosivas	3
	Hou.	WR Nico Collins	3
	Ind.	WR Alec Pierce	3
	Jax.	WR Brian Thomas Jr.	3
9.	LAC	WR Ladd McConkey	2
	—	11 Other Players	2

# CAREER NUMBERS AGAINST BRONCOS

## 97 JOEY BOSA OLB

### REGULAR SEASON DEFENSE

Date	Opp.	Res.	GP/GS	Tot	Solo	Asst	Sks	Yds	TFL	QBH	INT	Yds	Lg	TD	PD	FF	FR	Yds
10/13/16	Den.	W	1/1	1	1	0	0.0	0	0	2	0	0	—	0	0	0	0	0
10/30/16	at Den.	L	1/1	2	2	0	0.0	0	1	3	0	0	—	0	0	1	0	0
09/11/17	at Den.	L	1/1	6	3	3	1.5	12	1	2	0	0	—	0	0	0	0	0
10/22/17	Den.	W	1/1	2	2	0	2.0	6	2	2	0	0	—	0	1	0	0	0
11/18/18	Den.	L	1/0	1	1	0	0.0	0	0	1	0	0	—	0	0	0	0	0
12/30/18	at Den.	W	1/1	2	2	0	1.0	4	2	1	0	0	—	0	0	0	1	0
10/06/19	Den.	L	1/1	5	5	0	1.0	6	2	2	0	0	—	0	0	0	0	0
12/01/19	at Den.	L	1/1	1	0	1	0.0	0	0	0	0	0	—	0	0	0	0	0
11/01/20	at Den.	L	1/1	2	1	1	0.0	0	1	2	0	0	—	0	0	0	0	0
11/28/21	at Den.	L	1/1	4	3	1	1.0	0	1	1	0	0	—	0	0	1	0	0
01/02/22	Den.	W	1/1	6	3	3	0.0	0	1	0	0	0	—	0	0	0	0	0
1/8/23	at Den.	L	1/1	1	1	0	1.0	10	1	2	0	0	—	0	0	0	0	0
<b>Totals</b>			<b>4-8</b>	<b>12/11</b>	<b>33</b>	<b>24</b>	<b>9</b>	<b>7.5</b>	<b>38</b>	<b>11</b>	<b>18</b>	<b>0</b>	<b>0</b>	<b>0</b>	<b>1</b>	<b>2</b>	<b>1</b>	<b>0</b>

## 12 DERIUS DAVIS WR

### REGULAR SEASON RECEIVING

Date	Opp.	Res.	GP/GS	Rec.	Yds	Avg.	Lg	TD
12/10/23	Den.	L	1/0	0	0	—	—	0
12/31/23	at Den.	L	1/1	0	0	—	—	0
<b>Totals</b>			<b>0-2</b>	<b>2/1</b>	<b>0</b>	<b>0</b>	<b>—</b>	<b>0</b>

### REGULAR SEASON KICK RETURNING

Date	Opp.	Res.	GP	Ret.	Yds	Avg.	Lg	TD
12/10/23	Den.	L	1	2	44	22.0	24	0
12/31/23	at Den.	L	1	0	0	—	—	0
<b>Totals</b>			<b>0-2</b>	<b>2</b>	<b>44</b>	<b>22.0</b>	<b>24</b>	<b>0</b>

### REGULAR SEASON PUNT RETURNING

Date	Opp.	Res.	FC	Ret.	Yds	Avg.	Lg	TD
12/10/23	Den.	L	6	0	0	—	—	0
12/31/23	at Den.	L	1	1	12	12.0	12	0
<b>Totals</b>			<b>0-2</b>	<b>7</b>	<b>12</b>	<b>12.0</b>	<b>0</b>	<b>0</b>

## 11 CAMERON DICKER K

### REGULAR SEASON KICKING

Date	Opp.	Res.	GP	FGM	FGA	Pct.	Lg	XPM	Pts
01/08/23	at Den.	L	1	2	2	100.0	48	2	8
12/10/23	Den.	L	1	0	0	—	—	1	1
12/31/23	at Den.	L	1	3	4	75.0	52	0	9
<b>Totals</b>			<b>0-3</b>	<b>3</b>	<b>5</b>	<b>83.3</b>	<b>52</b>	<b>3</b>	<b>18</b>

## 81 WILL DISSLY TE

### REGULAR SEASON RECEIVING

Date	Opp.	Res.	GP/GS	Rec.	Yds	Avg.	Lg	TD
9/9/18	at Den.	L	1/1	3	105	35.0	66	1
12/31/23	Den.	W	1/1	3	43	14.3	38t	1
<b>Totals</b>			<b>1-1</b>	<b>2/2</b>	<b>6</b>	<b>148</b>	<b>24.7</b>	<b>2</b>

## 48 BUD DUPREE OLB

### REGULAR SEASON DEFENSE

Date	Opp.	Res.	GP/GS	Tot	Solo	Asst	Sks	Yds	TFL	QBH	INT	Yds	Lg	TD	PD	FF	FR	Yds
12/20/15	Den.	W	1/0	1	0	1	0.0	0	0	1	0	0	—	0	0	0	0	0
11/25/18	at Den.	L	1/1	0	0	0	0.0	0	0	0	0	0	—	0	0	0	0	0
9/20/20	Den.	W	1/1	2	1	1	1.0	8	0	3	0	0	—	0	0	1	0	0
<b>Totals</b>			<b>2-1</b>	<b>3/2</b>	<b>3</b>	<b>1</b>	<b>2</b>	<b>1.0</b>	<b>8</b>	<b>0</b>	<b>4</b>	<b>0</b>	<b>0</b>	<b>0</b>	<b>0</b>	<b>1</b>	<b>0</b>	<b>0</b>

## 43 TROY DYE LB

### REGULAR SEASON DEFENSE

Date	Opp.	Res.	GP/GS	Tot	Solo	Asst	Sks	Yds	TFL	QBH	INT	Yds	Lg	TD	PD	FF	FR	Yds
11/19/23	at Den.	L	1/0	1	1	0	0.0	0	0	0	0	0	—	0	0	0	0	0
<b>Totals</b>			<b>0-1</b>	<b>1/0</b>	<b>1</b>	<b>1</b>	<b>0</b>	<b>0.0</b>	<b>0</b>	<b>0</b>	<b>0</b>	<b>0</b>	<b>0</b>	<b>0</b>	<b>0</b>	<b>0</b>	<b>0</b>	<b>0</b>

## 4 GUS EDWARDS RB

### REGULAR SEASON OFFENSE

Date	Opp.	Res.	GP/GS	Att	Yds	Avg.	Lg	TD	Rec.	Yds	Avg.	Lg	TD	Scrim. Yds	Scrim. TD
12/4/22	Den.	W	1/1	6	12	2.0	4	0	0	0	—	—	0	12	0
<b>Totals</b>			<b>1-0</b>	<b>1/1</b>	<b>6</b>	<b>12</b>	<b>2.0</b>	<b>4</b>	<b>0</b>	<b>0</b>	<b>0</b>	<b>0</b>	<b>0</b>	<b>12</b>	<b>0</b>

## 24 AJ FINLEY S

### REGULAR SEASON DEFENSE

Date	Opp.	Res.	GP/GS	Tot	Solo	Asst	Sks	Yds	TFL	QBH	INT	Yds	Lg	TD	PD	FF	FR	Yds
12/10/23	Den.	L	1/0	0	0	0	0.0	0	0	0	0	0	—	0	0	0	0	0
12/31/23	at Den.	L	1/0	0	0	0	0.0	0	0	0	0	0	—	0	0	0	0	0
<b>Totals</b>			<b>0-2</b>	<b>2/0</b>	<b>0</b>	<b>0</b>	<b>0</b>	<b>0.0</b>	<b>0</b>	<b>0</b>	<b>0</b>	<b>0</b>	<b>0</b>	<b>0</b>	<b>0</b>	<b>0</b>	<b>0</b>	<b>0</b>

# CAREER NUMBERS AGAINST BRONCOS

## 95 POONA FORD DL

### REGULAR SEASON DEFENSE

Date	Opp.	Res.	GP/GS	Tot	Solo	Asst	Sks	Yds	TFL	QBH	INT	Yds	Lg	TD	PD	FF	FR	Yds
9/12/22	Den.	W	1/1	1	1	0	0.0	0	0	0	0	0	—	0	0	0	0	0
<b>Totals</b>		<b>1-0</b>	<b>1/1</b>	<b>1</b>	<b>1</b>	<b>0</b>	<b>0.0</b>	<b>0</b>	<b>0</b>	<b>0</b>	<b>0</b>	<b>0</b>	<b>—</b>	<b>0</b>	<b>0</b>	<b>0</b>	<b>0</b>	<b>0</b>

## 56 MORGAN FOX DL

### REGULAR SEASON DEFENSE

Date	Opp.	Res.	GP/GS	Tot	Solo	Asst	Sks	Yds	TFL	QBH	INT	Yds	Lg	TD	PD	FF	FR	Yds
10/17/22	Den.	W (OT)	1/1	1	0	1	0.0	0	0	0	0	0	—	0	1	0	0	0
01/08/23	at Den.	L	1/1	1	0	1	0.0	0	0	0	0	0	—	0	1	0	0	0
12/10/23	Den.	L	1/0	1	1	0	0.0	0	0	0	0	0	—	0	0	0	0	0
12/31/23	at Den.	L	1/1	2	1	1	0.0	0	0	1	0	0	—	0	0	0	0	0
<b>Totals</b>		<b>1-3</b>	<b>4/3</b>	<b>5</b>	<b>2</b>	<b>3</b>	<b>0.0</b>	<b>0</b>	<b>0</b>	<b>1</b>	<b>0</b>	<b>0</b>	<b>—</b>	<b>0</b>	<b>0</b>	<b>0</b>	<b>0</b>	<b>0</b>

## 7 KRISTIAN FULTON CB

### REGULAR SEASON DEFENSE

Date	Opp.	Res.	GP/GS	Tot	Solo	Asst	Sks	Yds	TFL	QBH	INT	Yds	Lg	TD	PD	FF	FR	Yds
9/14/20	at Den.	W	1/0	4	3	1	0.0	0	0	0	0	0	—	0	0	0	0	0
<b>Totals</b>		<b>1-0</b>	<b>1/0</b>	<b>4</b>	<b>3</b>	<b>1</b>	<b>0.0</b>	<b>0</b>	<b>0</b>	<b>0</b>	<b>0</b>	<b>0</b>	<b>—</b>	<b>0</b>	<b>0</b>	<b>0</b>	<b>0</b>	<b>0</b>

## 32 ALOHI GILMAN S

### REGULAR SEASON DEFENSE

Date	Opp.	Res.	GP/GS	Tot	Solo	Asst	Sks	Yds	TFL	QBH	INT	Yds	Lg	TD	PD	FF	FR	Yds
11/01/20	at Den.	L	1/0	0	0	0	0.0	0	0	0	0	0	—	0	0	0	0	0
12/27/20	Den.	W	1/0	1	0	1	0.0	0	0	0	0	0	—	0	0	0	0	0
01/02/22	Den.	W	1/0	1	1	0	0.0	0	0	0	0	0	—	0	0	0	0	0
10/17/22	Den.	W (OT)	1/0	1	1	0	0.0	0	0	0	0	0	—	0	0	0	0	0
01/08/23	at Den.	L	1/0	5	4	1	0.0	0	0	0	0	0	—	0	0	0	1	0
12/10/23	Den.	L	1/1	8	6	2	0.0	0	1	0	0	0	—	0	0	0	0	0
12/31/23	at Den.	L	1/1	2	1	1	0.0	0	0	0	0	0	—	0	2	0	0	0
<b>Totals</b>		<b>3-4</b>	<b>7/2</b>	<b>18</b>	<b>13</b>	<b>5</b>	<b>0.0</b>	<b>0</b>	<b>1</b>	<b>0</b>	<b>0</b>	<b>0</b>	<b>—</b>	<b>0</b>	<b>2</b>	<b>0</b>	<b>1</b>	<b>0</b>

## 28 HASSAN HASKINS RB

### REGULAR SEASON OFFENSE

Date	Opp.	Res.	GP/GS	Att	Yds	Avg.	Lg	TD	Rec.	Yds	Avg.	Lg	TD	Scrim. Yds	Scrim. TD
11/13/22	Den.	W	1/1	0	0	—	—	0	0	0	—	—	0	0	0
<b>Totals</b>		<b>1-0</b>	<b>1/1</b>	<b>0</b>	<b>0</b>	<b>—</b>	<b>—</b>	<b>0</b>	<b>0</b>	<b>0</b>	<b>—</b>	<b>—</b>	<b>0</b>	<b>0</b>	<b>0</b>

## 8 TAYLOR HEINICKE QB

### REGULAR SEASON PASSING

Date	Opp.	Res.	GP/GS	Cmp	Att	Pct.	Yds	Y/A	TD	INT	Lg	Sacks	Yds Lost	Rating
10/31/21	at Den.	L	1/1	24	39	61.5	270	6.92	1	2	27	5	40	69.4
<b>Totals</b>		<b>0-1</b>	<b>1/1</b>	<b>24</b>	<b>39</b>	<b>61.5</b>	<b>270</b>	<b>6.92</b>	<b>1</b>	<b>2</b>	<b>27</b>	<b>5</b>	<b>40</b>	<b>69.4</b>

### REGULAR SEASON RUSHING

Date	Opp.	Res.	GP/GS	Att	Yds	Avg.	Lg	TD
10/31/01	at Den.	L	1/1	1	10	10.0	10	0
<b>Totals</b>		<b>0-1</b>	<b>1/1</b>	<b>1</b>	<b>10</b>	<b>10.0</b>	<b>10</b>	<b>0</b>

## 0 DAIYAN HENLEY LB

### REGULAR SEASON DEFENSE

Date	Opp.	Res.	GP/GS	Tot	Solo	Asst	Sks	Yds	TFL	QBH	INT	Yds	Lg	TD	PD	FF	FR	Yds
12/10/23	Den.	L	1/0	0	0	0	0.0	0	0	0	0	0	—	0	0	0	0	0
12/31/23	at Den.	L	1/0	3	1	2	0.0	0	0	0	0	0	—	0	0	0	0	0
<b>Totals</b>		<b>0-2</b>	<b>2/0</b>	<b>3</b>	<b>1</b>	<b>2</b>	<b>0.0</b>	<b>0</b>	<b>0</b>	<b>0</b>	<b>0</b>	<b>0</b>	<b>—</b>	<b>0</b>	<b>0</b>	<b>0</b>	<b>0</b>	<b>0</b>

# CAREER NUMBERS AGAINST BRONCOS

## 10 JUSTIN HERBERT QB

### REGULAR SEASON PASSING

Date	Opp.	Res.	GP/GS	Cmp	Att	Pct.	Yds	Y/A	TD	INT	Lg	Sacks	Yds Lost	Rating
11/01/20	at Den.	L	1/1	29	43	67.4	278	6.47	3	2	36	2	3	89.1
12/27/20	Den.	W	1/1	21	33	63.6	253	7.67	1	0	29	2	26	97.2
12/28/21	at Den.	L	1/1	28	44	63.6	303	6.89	2	2	34	3	18	80.0
01/02/22	Den.	W	1/1	22	31	71.0	237	7.65	2	0	45t	0	0	114.6
10/17/22	Den.	W (OT)	1/1	37	57	64.9	238	4.18	0	1	24	2	14	66.3
01/08/23	at Den.	L	1/1	25	37	67.6	273	7.38	2	0	30	1	5	107.2
12/10/23	Den.	L	1/1	9	17	52.9	96	5.65	0	1	18	4	37	45.2
<b>Totals</b>		<b>3-4</b>	<b>7/7</b>	<b>171</b>	<b>262</b>	<b>65.3</b>	<b>1,678</b>	<b>6.40</b>	<b>10</b>	<b>6</b>	<b>45t</b>	<b>14</b>	<b>103</b>	<b>86.3</b>

### REGULAR SEASON RUSHING

Date	Opp.	Res.	GP/GS	Att	Yds	Avg.	Lg	TD
11/01/20	at Den.	L	1/1	3	21	7.0	11	0
12/27/20	Den.	W	1/1	4	26	6.5	10	0
11/28/21	at Den.	L	1/1	4	36	9.0	13	0
01/02/22	Den.	W	1/1	4	2	0.5	2	0
10/17/22	Den.	W (OT)	1/1	2	9	4.5	5	0
01/08/23	at Den.	L	1/1	2	-1	-0.5	0	0
12/10/23	Den.	L	1/1	0	0	-	-	0
<b>Totals</b>		<b>3-4</b>	<b>7/7</b>	<b>19</b>	<b>93</b>	<b>4.9</b>	<b>13</b>	<b>0</b>

## 88 HAYDEN HURST TE

### REGULAR SEASON RECEIVING

Date	Opp.	Res.	GP/GS	Rec.	Yds	Avg.	Lg	TD
11/8/20	Den.	W	1/1	7	62	8.9	24	0
<b>Totals</b>		<b>1-0</b>	<b>1/1</b>	<b>7</b>	<b>62</b>	<b>8.9</b>	<b>24</b>	<b>0</b>

## 3 DERWIN JAMES JR. S

### REGULAR SEASON DEFENSE

Date	Opp.	Res.	GP/GS	Tot	Solo	Asst	Sk	Yds	TFL	QBH	INT	Yds	Lg	TD	PD	FF	FR	Yds
11/18/18	Den.	L	1/1	7	7	0	0.0	0	0	0	0	0	-	0	0	0	0	0
12/30/18	at Den.	W	1/1	6	5	1	0.0	0	0	0	0	0	-	0	0	0	0	0
12/01/19	at Den.	L	1/1	4	2	2	0.0	0	1	0	0	0	-	0	0	0	0	0
11/28/21	at Den.	L	1/1	7	5	2	0.0	0	2	1	1	5	5	0	1	0	0	0
01/02/22	Den.	W	1/1	6	4	2	0.0	0	1	0	0	0	-	0	0	0	0	0
10/17/22	Den.	W (OT)	1/1	10	6	4	1.0	11	1	1	0	0	-	0	0	0	0	0
01/08/23	at Den.	L	1/1	6	2	4	0.0	0	0	0	0	0	-	0	1	0	0	0
12/10/23	Den.	L	1/1	11	8	3	0.0	0	0	0	0	0	-	0	1	0	0	0
12/31/23	at Den.	L	1/1	12	7	5	1.0	3	1	1	0	0	-	0	2	0	0	0
<b>Totals</b>		<b>3-6</b>	<b>9/9</b>	<b>69</b>	<b>46</b>	<b>23</b>	<b>2.0</b>	<b>14</b>	<b>6</b>	<b>3</b>	<b>1</b>	<b>5</b>	<b>5</b>	<b>0</b>	<b>5</b>	<b>0</b>	<b>0</b>	<b>0</b>

## 1 QUENTIN JOHNSTON WR

### REGULAR SEASON RECEIVING

Date	Opp.	Res.	GP/GS	Rec.	Yds	Avg.	Lg	TD
12/10/23	Den.	L	1/0	3	91	30.3	57	0
12/31/23	at Den.	L	1/1	3	29	9.7	15	0
<b>Totals</b>		<b>0-1</b>	<b>1/0</b>	<b>6</b>	<b>120</b>	<b>20.0</b>	<b>57</b>	<b>0</b>

## 33 DEANE LEONARD DB

### REGULAR SEASON DEFENSE

Date	Opp.	Res.	GP/GS	Tot	Solo	Asst	Sk	Yds	TFL	QBH	INT	Yds	Lg	TD	PD	FF	FR	Yds
10/17/22	Den.	W	1/0	0	0	0	0.0	0	0	0	0	0	-	0	0	0	1	0
01/08/23	at Den.	L	1/0	0	0	0	0.0	0	0	0	0	0	-	0	0	1	0	0
12/31/23	at Den.	L	1/0	0	0	0	0.0	0	0	0	0	0	-	0	0	0	1	0
<b>Totals</b>		<b>1-2</b>	<b>3/0</b>	<b>0</b>	<b>0</b>	<b>0</b>	<b>0.0</b>	<b>0</b>	<b>0</b>	<b>0</b>	<b>0</b>	<b>0</b>	<b>-</b>	<b>0</b>	<b>0</b>	<b>1</b>	<b>1</b>	<b>0</b>



# CAREER NUMBERS AGAINST BRONCOS

**52**

**KHALIL MACK**

**OLB**

**REGULAR SEASON DEFENSE**

Date	Opp.	Res.	GP/GS	Tot	Solo	Asst	Sks	Yds	TFL	QBH	INT	Yds	Lg	TD	PD	FF	FR	Yds
11/09/14	Den.	L	1/1	1	1	0	0.0	0	0	0	0	0	—	0	1	1	0	0
12/28/14	at Den.	L	1/1	2	2	0	0.0	0	0	0	0	0	—	0	0	0	0	0
10/11/15	Den.	L	1/1	6	4	2	0.0	0	1	0	0	0	—	0	0	0	0	0
12/13/15	at Den.	W	1/1	7	6	1	5.0	32	5	7	0	0	—	0	0	1	0	0
11/06/16	Den.	W	1/1	3	2	1	2.0	17	1	1	0	0	—	0	1	1	1	0
01/01/17	at Den.	L	1/1	5	5	0	0.0	0	3	1	0	0	—	0	0	0	0	0
10/01/17	at Den.	L	1/1	7	7	0	2.0	10	3	4	0	0	—	0	0	0	0	0
11/26/17	Den.	W	1/1	2	2	0	1.0	7	1	1	0	0	—	0	1	0	0	0
09/15/19	at Den.	W	1/1	1	1	0	1.0	9	1	1	0	0	—	0	1	0	0	0
10/17/22	Den.	W (OT)	1/1	5	4	1	1.0	4	1	1	0	0	—	0	1	0	0	0
01/08/23	at Den.	L	1/1	2	2	0	0.0	0	1	0	0	0	—	0	0	0	0	0
12/10/23	Den.	L	1/1	2	1	1	0.0	0	0	1	0	0	—	0	1	0	0	0
12/31/23	at Den.	L	1/1	7	5	2	1.0	9	2	1	0	0	—	0	0	0	0	0
<b>Totals</b>			<b>5-8</b>	<b>13/13</b>	<b>50</b>	<b>42</b>	<b>8</b>	<b>13.0</b>	<b>88</b>	<b>19</b>	<b>18</b>	<b>0</b>	<b>—</b>	<b>0</b>	<b>6</b>	<b>3</b>	<b>1</b>	<b>0</b>

**44**

**SCOTT MATLOCK**

**FB/DL**

**REGULAR SEASON DEFENSE**

Date	Opp.	Res.	GP/GS	Tot	Solo	Asst	Sks	Yds	TFL	QBH	INT	Yds	Lg	TD	PD	FF	FR	Yds
12/10/23	Den.	L	1/0	2	1	1	0.0	0	0	0	0	0	—	0	0	0	0	0
12/31/23	at Den.	L	1/0	1	1	0	0.0	0	1	0	0	0	—	0	0	0	0	0
<b>Totals</b>			<b>0-2</b>	<b>2/0</b>	<b>3</b>	<b>2</b>	<b>1</b>	<b>0.0</b>	<b>0</b>	<b>1</b>	<b>0</b>	<b>0</b>	<b>—</b>	<b>0</b>	<b>0</b>	<b>0</b>	<b>0</b>	<b>0</b>

**22**

**ELIJAH MOLDEN**

**DB**

**REGULAR SEASON DEFENSE**

Date	Opp.	Res.	GP/GS	Tot	Solo	Asst	Sks	Yds	TFL	QBH	INT	Yds	Lg	TD	PD	FF	FR	Yds
11/13/22	Den.	W	1/1	3	2	1	0.0	0	1	1	0	0	—	0	0	0	0	0
<b>Totals</b>			<b>1-0</b>	<b>1/1</b>	<b>3</b>	<b>2</b>	<b>1</b>	<b>0.0</b>	<b>0</b>	<b>1</b>	<b>1</b>	<b>0</b>	<b>—</b>	<b>0</b>	<b>0</b>	<b>0</b>	<b>0</b>	<b>0</b>

**93**

**OTITO OGBONNIA**

**DL**

**REGULAR SEASON DEFENSE**

Date	Opp.	Res.	GP/GS	Tot	Solo	Asst	Sks	Yds	TFL	QBH	INT	Yds	Lg	TD	PD	FF	FR	Yds
10/17/22	Den.	W	1/0	1	1	0	0.0	0	0	0	0	0	—	0	0	0	0	0
12/31/23	at Den.	L	1/1	3	2	1	0.0	0	0	0	0	0	—	0	0	0	0	0
<b>Totals</b>			<b>1-1</b>	<b>2/1</b>	<b>4</b>	<b>3</b>	<b>1</b>	<b>0.0</b>	<b>0</b>	<b>0</b>	<b>0</b>	<b>0</b>	<b>—</b>	<b>0</b>	<b>0</b>	<b>0</b>	<b>0</b>	<b>0</b>

**5**

**JOSHUA PALMER**

**WR**

**REGULAR SEASON RECEIVING**

Date	Opp.	Res.	GP/GS	Rec.	Yds	Avg.	Lg	TD
11/28/21	at Den.	L	1/0	2	25	12.5	18	0
01/02/22	Den.	W	1/1	3	16	5.3	8	0
12/10/23	Den.	W	1/1	9	57	6.3	14	0
01/08/23	at Den.	L	1/0	4	39	9.8	18	0
<b>Totals</b>			<b>2-2</b>	<b>4/2</b>	<b>18</b>	<b>7.6</b>	<b>18</b>	<b>0</b>

# CAREER NUMBERS AGAINST BRONCOS

## 6 DENZEL PERRYMAN LB

### REGULAR SEASON DEFENSE

Date	Opp.	Res.	GP/GS	Tot	Solo	Asst	Sks	Yds	TFL	QBH	INT	Yds	Lg	TD	PD	FF	FR	Yds	
12/06/15	Den.	L	1/1	10	10	0	0.0	0	0	0	0	0	—	0	0	0	0	0	
01/03/16	at Den.	L	1/1	6	6	0	0.0	0	2	1	0	0	—	0	0	0	0	0	
10/13/16	Den.	W	1/0	3	3	0	0.0	0	1	0	0	0	—	0	0	0	0	0	
10/30/16	at Den.	L	1/1	1	1	0	0.0	0	0	0	0	0	—	0	0	0	0	0	
10/06/19	Den.	L	1/1	4	3	1	0.0	0	0	0	0	0	—	0	0	0	0	0	
12/01/19	at Den.	L	1/0	4	3	1	0.0	0	0	0	1	0	0	0	1	0	0	0	
11/01/20	at Den.	L	1/1	0	0	0	0.0	0	0	0	0	0	—	0	0	0	0	0	
12/27/20	Den.	W	1/1	7	5	2	0.0	0	1	0	0	0	—	0	0	0	0	0	
10/17/21	at Den.	W	1/1	12	6	6	0.0	0	0	0	0	0	—	0	0	0	1	0	
12/26/21	Den.	W	1/1	5	4	1	0.0	0	0	0	0	0	—	0	0	0	0	0	
10/2/22	Den.	W	1/1	5	4	1	0.0	0	2	0	0	0	—	0	0	0	0	0	
11/20/22	at Den.	W	1/0	6	5	1	0.0	0	2	2	0	0	—	0	0	0	0	0	
12/3/23	Den.	W	1/1	6	3	3	0.0	0	0	0	0	0	—	0	0	0	0	0	
<b>Totals</b>			<b>7-6</b>	<b>13/10</b>	<b>69</b>	<b>53</b>	<b>16</b>	<b>0.0</b>	<b>0</b>	<b>8</b>	<b>3</b>	<b>1</b>	<b>0</b>	<b>0</b>	<b>0</b>	<b>1</b>	<b>0</b>	<b>1</b>	<b>0</b>

## 26 ASANTE SAMUEL JR. CB

### REGULAR SEASON DEFENSE

Date	Opp.	Res.	GP/GS	Tot	Solo	Asst	Sks	Yds	TFL	QBH	INT	Yds	Lg	TD	PD	FF	FR	Yds	
01/02/22	Den.	W	1/1	5	2	3	0.0	0	0	0	0	0	—	0	1	0	0	0	
10/17/22	Den.	W (OT)	1/1	1	1	0	0.0	0	0	0	0	0	—	0	1	0	0	0	
01/08/23	at Den.	L	1/0	3	3	0	0.0	0	0	0	0	0	—	0	0	0	0	0	
12/10/23	Den.	L	1/1	5	4	1	0.0	0	0	0	0	0	—	0	1	0	0	0	
12/31/23	at Den.	L	1/1	1	1	0	0.0	0	0	0	0	0	—	0	1	0	0	0	
<b>Totals</b>			<b>2-3</b>	<b>5/4</b>	<b>15</b>	<b>11</b>	<b>4</b>	<b>0.0</b>	<b>0</b>	<b>0</b>	<b>0</b>	<b>0</b>	<b>—</b>	<b>0</b>	<b>4</b>	<b>0</b>	<b>0</b>	<b>0</b>	<b>0</b>

## 16 JK SCOTT P

### REGULAR SEASON PUNTING

Date	Opp.	Res.	GP	Punt	Blk	Yds.	Avg.	Lg	TB	I20	
09/22/19	Den.	W	1	4	0	212	53.0	66	1	3	
10/17/22	Den.	W (OT)	1	4	0	176	44.0	54	0	1	
01/18/23	at Den.	L	1	5	0	279	55.8	60	2	2	
12/10/23	Den.	L	1	5	0	287	57.4	83	1	2	
12/31/23	at Den.	L	1	4	0	184	46.0	61	0	2	
<b>Totals</b>			<b>2-3</b>	<b>5</b>	<b>22</b>	<b>0</b>	<b>1,138</b>	<b>51.7</b>	<b>83</b>	<b>4</b>	<b>10</b>

## 84 STONE SMARTT TE

### REGULAR SEASON RECEIVING

Date	Opp.	Res.	GP/GS	Rec.	Yds	Avg.	Lg	TD	
01/08/23	at Den.	L	1/0	0	0	—	—	0	
12/31/23	at Den.	L	1/0	2	23	11.5	18	0	
<b>Totals</b>			<b>0-2</b>	<b>2/0</b>	<b>2</b>	<b>23</b>	<b>11.5</b>	<b>18</b>	<b>0</b>

## 2 EASTON STICK QB

### REGULAR SEASON PASSING

Date	Opp.	Res.	GP/GS	Cmp	Att	Pct.	Yds	Y/A	TD	INT	Lg	Sacks	Yds Lost	Rating	
12/10/23	Den.	L	1/0	13	24	54.2	179	7.46	0	0	57	2	31	78.3	
12/31/23	at Den.	L	1/1	24	38	63.2	220	5.79	0	0	27	1	5	78.8	
<b>Totals</b>			<b>0-2</b>	<b>2/1</b>	<b>37</b>	<b>62</b>	<b>59.7</b>	<b>399</b>	<b>6.44</b>	<b>0</b>	<b>0</b>	<b>57</b>	<b>3</b>	<b>36</b>	<b>78.6</b>

### REGULAR SEASON RUSHING

Date	Opp.	Res.	GP/GS	Att	Yds	Avg.	Lg	TD	
12/10/23	Den.	L	1/0	0	0	—	—	0	
12/31/23	at Den.	L	1/1	5	31	6.2	9	0	
<b>Totals</b>			<b>0-2</b>	<b>2/1</b>	<b>5</b>	<b>31</b>	<b>6.2</b>	<b>9</b>	<b>0</b>

## 90 TEAIR TART DL

### REGULAR SEASON DEFENSE

Date	Opp.	Res.	GP/GS	Tot	Solo	Asst	Sks	Yds	TFL	QBH	INT	Yds	Lg	TD	PD	FF	FR	Yds	
11/13/22	Den.	W	1/1	3	3	0	0.0	0	0	1	0	0	—	0	0	0	0	0	
<b>Totals</b>			<b>1-0</b>	<b>1/1</b>	<b>3</b>	<b>3</b>	<b>0</b>	<b>0.0</b>	<b>0</b>	<b>0</b>	<b>1</b>	<b>0</b>	<b>—</b>	<b>0</b>	<b>0</b>	<b>0</b>	<b>0</b>	<b>0</b>	<b>0</b>

## CAREER NUMBERS AGAINST BRONCOS

**36**

**JA'SIR TAYLOR**

**DB**

**REGULAR SEASON DEFENSE**

Date	Opp.	Res.	GP/GS	Tot	Solo	Asst	Sks	Yds	TFL	QBH	INT	Yds	Lg	TD	PD	FF	FR	Yds
10/17/22	Den.	W	1/0	0	0	0	0.0	0	0	0	0	0	—	0	0	0	1	0
01/08/23	at Den.	L	1/1	5	4	1	0.0	0	0	0	0	0	—	0	0	1	0	0
12/10/23	Den.	L	1/0	0	0	0	0.0	0	0	0	0	0	—	0	0	0	0	0
12/31/23	at Den.	L	1/0	0	0	0	0.0	0	0	0	0	0	—	0	0	0	0	0
<b>Totals</b>			<b>1-3</b>	<b>4/1</b>	<b>5</b>	<b>4</b>	<b>1</b>	<b>0.0</b>	<b>0</b>	<b>0</b>	<b>0</b>	<b>0</b>	<b>—</b>	<b>0</b>	<b>0</b>	<b>1</b>	<b>1</b>	<b>0</b>

**83**

**ERIC TOMLINSON**

**TE**

**REGULAR SEASON RECEIVING**

Date	Opp.	Res.	GP/GS	Rec.	Yds	Avg.	Lg	TD
12/10/17	at Den.	L	1/0	0	0	—	—	0
10/7/18	Den.	W	1/1	2	15	7.5	12	0
12/29/19	at Den.	L	1/0	0	0	—	—	0
10/3/14	at Den.	L	1/0	0	0	—	—	0
<b>Totals</b>			<b>1-3</b>	<b>4/1</b>	<b>2</b>	<b>15</b>	<b>7.5</b>	<b>12</b>

**45**

**TULI TUIPULOTU**

**DL**

**REGULAR SEASON DEFENSE**

Date	Opp.	Res.	GP/GS	Tot	Solo	Asst	Sks	Yds	TFL	QBH	INT	Yds	Lg	TD	PD	FF	FR	Yds
12/10/23	Den.	L	1/1	4	3	1	0.0	0	0	0	0	0	—	0	0	0	0	0
12/31/23	at Den.	L	1/1	3	1	2	0.0	0	0	0	0	0	—	0	0	0	0	0
<b>Totals</b>			<b>0-2</b>	<b>2/2</b>	<b>7</b>	<b>4</b>	<b>3</b>	<b>0.0</b>	<b>0</b>	<b>0</b>	<b>0</b>	<b>0</b>	<b>—</b>	<b>0</b>	<b>0</b>	<b>0</b>	<b>0</b>	<b>0</b>

# 2024 LOS ANGELES CHARGERS OFFENSIVE STATISTICS

Won 2, Lost 2

9/8/2024	W	22 - 10
9/15/2024	W	26 - 3
9/22/2024	L	10 - 20
9/29/2024	L	10 - 17

Las Vegas Raiders  
at Carolina Panthers  
at Pittsburgh Steelers  
Kansas City Chiefs

	Los Angeles Chargers	Opponent
<b>Total First Downs</b>	<b>54</b>	<b>57</b>
Rushing	21	18
Passing	30	32
Penalty	3	7
3rd Down: Made/Att	20/55	22/56
3rd Down Pct.	36.4%	39.3%
4th Down: Made/Att	0/1	1/4
4th Down Pct.	0.0%	25.0%
<b>Possession Avg.</b>	<b>30:24</b>	<b>29:36</b>
<b>Total Net Yards</b>	<b>1055</b>	<b>1130</b>
Avg. Per Game	263.8	282.5
Total Plays	217	228
Avg. Per Play	4.9	5.0
<b>Net Yards Rushing</b>	<b>511</b>	<b>376</b>
Avg. Per Game	127.8	94.0
Total Rushes	115	97
<b>Net Yards Passing</b>	<b>544</b>	<b>754</b>
Avg. Per Game	136.0	188.5
Sacked/Yards Lost	9/58	11/77
Gross Yards	602	831
Attempts/Completions	93/61	120/87
Completion Pct.	65.6%	72.5%
Had Intercepted	1	4
<b>Punts/Average</b>	<b>23/49.1</b>	<b>19/49.1</b>
<b>Net Punting Avg.</b>	<b>43.2</b>	<b>46.5</b>
<b>Penalties/Yards</b>	<b>26/185</b>	<b>19/160</b>
<b>Fumbles/Ball Lost</b>	<b>5/1</b>	<b>3/3</b>
<b>Touchdowns</b>	<b>7</b>	<b>5</b>
Rushing	2	2
Passing	5	3
Returns	0	0

Score By Periods	Q1	Q2	Q3	Q4	OT	Pts
Team	26	20	6	16	0	68
Opponents	7	14	9	20	0	50

Scoring	TD	Ru	Pa	Rt	PAT	FG	2Pt	Pts
C.Dicker	0	0	0	0	5/6	7/8	0	26
Q.Johnston	3	0	3	0	0/0	0/0	0	18
J.Dobbins	2	2	0	0	0/0	0/0	0	12
L.McConkey	2	0	2	0	0/0	0/0	0	12
<b>Team</b>	<b>7</b>	<b>2</b>	<b>5</b>	<b>0</b>	<b>5/6</b>	<b>7/8</b>	<b>0</b>	<b>68</b>
<b>Opponents</b>	<b>5</b>	<b>2</b>	<b>3</b>	<b>0</b>	<b>5/5</b>	<b>5/8</b>	<b>0</b>	<b>50</b>

2-Pt. Conversions: Team 0/1, Opponents: 0/0  
Sacks: K.Mack 2.5, J.Bosa 2.0, B.Dupree 2.0, D.Perryman 1.0, D.James 1.0, M.Fox 0.5, T.Dye 0.5, T.Still 0.5 **Team: 10.0, Opponents: 9.0**

Rushing	No.	Yds	Avg	Long	TD
J.Dobbins	56	342	6.1	61	2
G.Edwards	38	113	3.0	10	0
J.Herbert	14	24	1.7	13	0
D.Davis	3	17	5.7	8	0
H.Haskins	3	11	3.7	5	0
Q.Johnston	1	4	4.0	4	0
<b>Team</b>	<b>115</b>	<b>511</b>	<b>4.4</b>	<b>61</b>	<b>2</b>
<b>Opponents</b>	<b>97</b>	<b>376</b>	<b>3.9</b>	<b>23</b>	<b>2</b>

Receiving	No.	Yds	Avg	Long	TD
L.McConkey	15	176	11.7	37	2
Q.Johnston	11	142	12.9	29t	3
J.Dobbins	10	44	4.4	14	0
W.Dissly	9	85	9.4	22	0
J.Palmer	7	70	10.0	26	0
H.Hurst	6	59	9.8	27	0
S.Fehoko	1	17	17.0	17	0
S.Matlock	1	7	7.0	7	0
G.Edwards	1	2	2.0	2	0
E.Tomlinson	0	0	0.0	0	0
<b>Team</b>	<b>61</b>	<b>602</b>	<b>9.9</b>	<b>37</b>	<b>5</b>
<b>Opponents</b>	<b>87</b>	<b>831</b>	<b>9.6</b>	<b>55t</b>	<b>3</b>

Interceptions	No.	Yds	Avg	Long	TD
K.Fulton	1	29	29.0	29	0
P.Ford	1	3	3.0	3	0
E.Molden	1	3	3.0	3	0
B.Dupree	1	0	0.0	0	0
<b>Team</b>	<b>4</b>	<b>35</b>	<b>8.8</b>	<b>29</b>	<b>0</b>
<b>Opponents</b>	<b>1</b>	<b>0</b>	<b>0.0</b>	<b>0</b>	<b>0</b>

Punting	No	Yds	Avg	Net	TB	In	Lg	B
J.Scott	23	1129	49.1	43.2	3	7	63	0
<b>Team</b>	<b>23</b>	<b>1129</b>	<b>49.1</b>	<b>43.2</b>	<b>3</b>	<b>7</b>	<b>63</b>	<b>0</b>
<b>Opponents</b>	<b>19</b>	<b>932</b>	<b>49.1</b>	<b>46.5</b>	<b>1</b>	<b>10</b>	<b>64</b>	<b>0</b>

Punt Returns	Ret	FC	Yds	Avg	Long	TD
D.Davis	3	10	29	9.7	15	0
<b>Team</b>	<b>3</b>	<b>10</b>	<b>29</b>	<b>9.7</b>	<b>15</b>	<b>0</b>
<b>Opponents</b>	<b>8</b>	<b>8</b>	<b>76</b>	<b>9.5</b>	<b>21</b>	<b>0</b>

Kickoff Returns	No.	Yds	Avg	Long	TD
D.Davis	4	85	21.3	35	0
<b>Team</b>	<b>4</b>	<b>85</b>	<b>21.3</b>	<b>35</b>	<b>0</b>
<b>Opponents</b>	<b>4</b>	<b>109</b>	<b>27.3</b>	<b>31</b>	<b>0</b>

Field Goals	1-19	20-29	30-39	40-49	50+
C.Dicker	0/0	3/3	0/0	2/2	2/3
<b>Team</b>	<b>0/0</b>	<b>3/3</b>	<b>0/0</b>	<b>2/2</b>	<b>2/3</b>
<b>Opponents</b>	<b>0/0</b>	<b>0/0</b>	<b>5/5</b>	<b>0/1</b>	<b>0/2</b>

Fumbles Lost: J.Herbert 1 **Total: 1**  
Opponent Fumble Recoveries: K.Mack 1, E.Molden 1, J.Taylor 1 **Total: 3**

Passing	Att	Cmp	Yds	Cmp%	Yds/Att	TD	TD%	Int	Int%	Long	Sack	Lost	Rating
J.Herbert	91	59	578	64.8%	6.4	5	5.5%	1	1.1%	37	6/	30	96.3
T.Heinicke	2	2	24	100.0%	12.0	0	0.0%	0	0.0%	18	3/	28	116.7
<b>Team</b>	<b>93</b>	<b>61</b>	<b>602</b>	<b>65.6%</b>	<b>6.5</b>	<b>5</b>	<b>5.4%</b>	<b>1</b>	<b>1.1%</b>	<b>37</b>	<b>9/</b>	<b>58</b>	<b>97.1</b>
<b>Opponents</b>	<b>120</b>	<b>87</b>	<b>831</b>	<b>72.5%</b>	<b>6.9</b>	<b>3</b>	<b>2.5%</b>	<b>4</b>	<b>3.3%</b>	<b>55t</b>	<b>11/</b>	<b>77</b>	<b>85.8</b>

# 2024 LOS ANGELES CHARGERS DEFENSIVE STATISTICS

Official Press Box Totals — Confirmed by league review.

Player	— Tackles —					— Fumbles —						
	Total	Solo	Asst.	Sacks	Yards	TFLs	QB Hits	Interceptions	Passes Def.	Forced	Recoveries	
Daiyan Henley	33	11	22	0	0	2	0	0	1	0	0	
Denzel Perryman	30	8	22	1	7	2	1	0	0	0	0	
Derwin James	21	6	15	1	6	2	1	0	0	0	0	
Elijah Molden	17	8	9	0	0	0	0	1	1	0	1	
Kristian Fulton	15	4	11	0	0	2	0	1	3	0	0	
Khalil Mack	15	9	6	2.5	17	2	4	0	2	0	1	
Asante Samuel	13	2	11	0	0	0	0	0	2	0	0	
Alohi Gilman	13	6	7	0	0	0	0	0	1	0	0	
Ja'Sir Taylor	11	3	8	0	0	0	0	0	0	0	1	
Poona Ford	11	6	5	0	0	1	2	1	3	0	0	
Tuli Tuipulotu	10	7	3	0	0	2	1	0	1	1	0	
Otito Ogbonnia	10	8	2	0	0	0	0	0	0	0	0	
Joey Bosa	9	2	7	2	14	2	3	0	0	1	0	
Morgan Fox	9	2	7	0.5	6	0	1	0	0	0	0	
Bud Dupree	6	2	4	2	8	2	2	1	2	0	0	
Teair Tart	6	5	1	0	0	0	1	0	0	0	0	
Tarheeb Still	5	2	3	0.5	4.5	0	1	0	0	0	0	
Junior Colson	4	2	2	0	0	0	0	0	1	0	0	
A.J. Finley	3	1	2	0	0	0	0	0	0	0	0	
Troy Dye	3	2	1	0.5	4.5	0	1	0	0	0	0	
Deane Leonard	1	0	1	0	0	0	0	0	1	0	0	
Cam Hart	1	0	1	0	0	0	0	0	0	0	0	
Scott Matlock	1	1	0	0	0	0	0	0	1	0	0	
<b>Totals</b>	<b>247</b>	<b>97</b>	<b>150</b>	<b>10</b>	<b>67</b>	<b>17</b>	<b>18</b>	<b>4</b>	<b>19</b>	<b>2</b>	<b>3</b>	
<i>Defensive Backs</i>	<i>100</i>	<i>32</i>	<i>68</i>	<i>1.5</i>	<i>10.5</i>	<i>4</i>	<i>2</i>	<i>2</i>	<i>8</i>	<i>0</i>	<i>2</i>	
<i>Linebackers</i>	<i>70</i>	<i>23</i>	<i>47</i>	<i>1.5</i>	<i>11.5</i>	<i>4</i>	<i>2</i>	<i>0</i>	<i>2</i>	<i>0</i>	<i>0</i>	
<i>Outside Linebackers</i>	<i>40</i>	<i>20</i>	<i>20</i>	<i>6.5</i>	<i>39</i>	<i>8</i>	<i>10</i>	<i>1</i>	<i>5</i>	<i>2</i>	<i>1</i>	
<i>Defensive Line</i>	<i>37</i>	<i>22</i>	<i>15</i>	<i>0.5</i>	<i>6</i>	<i>1</i>	<i>4</i>	<i>1</i>	<i>4</i>	<i>0</i>	<i>0</i>	

## SPECIAL TEAMS TACKLES

Player	Total Tackles
Deane Leonard	3
Troy Dye	2
Daiyan Henley	2
Junior Colson	1
Semi Fehoko	1
Cam Hart	1
Elijah Molden	1
Shaquille Quarterman	1
A.J. Finley	1
Stone Smart	1
<b>Totals</b>	<b>14</b>

# 2024 GAME SUMMARIES

## WEEK 1 vs. LAS VEGAS



**RAIDERS 10  
CHARGERS 22**

Sunday, Sept. 8, 2024  
SoFi Stadium — Inglewood, Calif.



### GAME STATISTICS

TEAM	1	2	3	4	OT	F
Las Vegas	7	0	0	3	—	10
L.A. Chargers	3	3	3	13	—	22

### SCORING SUMMARY

Team	Q	Time	Play
Chargers	1	4:22	C.Dicker 53 yd. Field Goal
Raiders	1	0:45	A.Mattison 31 yd. pass from G.Minshew (D.Carlson kick)
Chargers	2	0:26	C.Dicker 25 yd. Field Goal
Chargers	3	9:08	C.Dicker 24 yd. Field Goal
Chargers	4	14:55	J.Dobbins 12 yd. run (C.Dicker kick)
Raiders	4	10:30	D.Carlson 32 yd. Field Goal
Chargers	4	3:40	L.McConkey 10 yd. pass from J.Herbert (run failed)

### TEAM STATISTICS

	LV	LAC
FIRST DOWNS:	14	11
TOTAL NET YARDS:	296	316
NET RUSHING YARDS:	71	176
NET PASSING YARDS:	225	140
PENALTIES/YARDS:	2-15	7-50
3RD DOWN EFFICIENCY (%):	5-14 (35.7%)	4-15 (26.7%)
PUNTS/AVERAGE:	5-53.0	7-47.4
SACKS/YARDS:	1-4	4-32
FUMBLES/LOST:	2-2	0-0
POINTS OFF TURNOVERS:	0	3
AVG. DRIVE START:	OWN 28	OWN 35
TIME OF POSSESSION:	31:44	28:16

### INDIVIDUAL TOP PERFORMERS



#### PASSING

	CMP	ATT	YDS	TD	INT	RT
Herbert	17	26	144	1	0	95.1
G.Minshew II	25	33	257	1	1	95.1

#### RUSHING

	ATT	YDS	AVG	LG	TD
J.Dobbins	10	135	13.5	61	1
G.Edwards	11	26	2.4	10	0
Z.White	13	44	3.4	12	0
A.Mattinson	5	19	3.8	7	0

#### RECEIVING

	REC	YDS	AVG	LG	TD
L.McConkey	5	39	7.8	11	1
Q.Johnston	3	38	12.7	16	0
J.Dobbins	3	4	1.3	3	0
H.Hurst	2	33	16.5	27	0
B.Bowers	6	58	9.7	26	0
D.Adams	5	59	11.8	23	0
A.Mattison	4	43	10.8	31	1
J.Meyers	3	61	20.3	33	0

**TACKLES (SOLO) - LAC:** J.Bosa 7 (6), D.James 7 (6), A.Samuel 6 (5);  
**LV:** R.Spillane 10 (7), C.Wilkins 5 (4), M.Epps 5 (3).

**SACKS - LAC:** K.Mack 1.5-10, J.Bosa 1-6, TEAM 1-10, M.Fox 0.5-6;  
**LV:** M.Crosby 1-4.

**INTERCEPTIONS - LAC:** P.Ford 1-0-0; **LV:** None.

#### STARTERS

WR.....L.McConkey	OLB.....K.Mack	WR....T.Tucker	DE....C.Snowden
FB/DL.S.Matlock	DL.....P.Ford	TE....M.Mayer	DE.....M.Crosby
LT.....R.Slater	DL....O.Ogbonnia	LT.....K.Miller	DT.....J.Jenkins
RG....Z.Johnson	OLB.....J.Bosa	LG.....C.Whitehair	DT.....C.Wilkins
C.....B.Bozeman	LB.....D.Henley	C.....A.James	DT.....A.Butler
RG....T.Pipkins	LB....D.Perryman	RG.....D.Parham	LB.....D.Deablo
RT.....J.Alt	CB.....K.Fulton	RT....T.Munford	LB.....R.Spillane
TE....W.Dissly	CB.....A.Samuel	WR....D.Adams	CB.....J.Jones
WR....J.Palmer	DB.....J.Taylor	WR....J.Meyers	CB.....N.Hobbs
QB....J.Herbert	S.....A.Gilman	QB....G.Minshew II	S.....T.Moehrig
RB....G.Edwards	S.....D.James	RB....Z.White	S.....M.Epps

## WEEK 2 AT CAROLINA



**CHARGERS 26  
PANTHERS 3**

Sunday, Sept. 15, 2024  
Bank of America Stadium — Charlotte, N.C.



### GAME STATISTICS

TEAM	1	2	3	4	OT	F
L.A. Chargers	6	14	3	3	—	26
Carolina	0	0	3	0	—	3

### SCORING SUMMARY

Team	Q	Time	Play
Chargers	1	9:20	Q.Johnston 29 yd. pass from J.Herbert (kick failed, wl)
Chargers	2	4:16	Q.Johnston 5 yd. pass from J.Herbert (C.Dicker kick)
Chargers	2	2:01	J.Dobbins 43 yd. run (C.Dicker kick)
Panthers	3	12:18	E.Pineiro 38 yd. Field Goal
Chargers	3	9:03	C.Dicker 46 yd. Field Goal
Chargers	4	11:02	C.Dicker 42 yd. Field Goal

### TEAM STATISTICS

	LAC	CAR
FIRST DOWNS:	21	7
TOTAL NET YARDS:	349	159
NET RUSHING YARDS:	219	90
NET PASSING YARDS:	130	69
PENALTIES/YARDS:	3-15	9-90
3RD DOWN EFFICIENCY (%):	9-16 (56.3%)	1-12 (8.0%)
PUNTS/AVERAGE:	3-32.0	7-44.4
SACKS/YARDS:	2-15	1-0
FUMBLES/LOST:	1-1	0-0
POINTS OFF TURNOVERS:	7	0
AVG. DRIVE START:	OWN 35	OWN 28
TIME OF POSSESSION:	36:18	23:42

### INDIVIDUAL TOP PERFORMERS



#### PASSING

	CMP	ATT	YDS	TD	INT	RT
J.Herbert	14	20	130	2	1	100.0
B.Young	18	26	84	0	1	57.2

#### RUSHING

	ATT	YDS	AVG	LG	TD
J.Dobbins	17	131	7.7	43	1
G.Edwards	18	59	3.3	6	0
C.Hubbard	10	64	6.4	23	0
M.Sanders	7	20	2.9	6	0

#### RECEIVING

	REC	YDS	AVG	LG	TD
Q.Johnston	5	51	10.2	29	2
W.Dissly	3	29	9.7	15	0
L.McConkey	2	26	13.0	15	0
J.Palmer	2	19	9.5	11	0
C.Hubbard	4	12	3.0	5	0
T.Tremble	3	23	7.7	12	0
Dio.Johnson	3	15	5.0	7	0
M.Sanders	3	5	1.7	5	0

**TACKLES (SOLO) - LAC:** D.Henley 9 (5), D.Perryman 7 (5), D.James 6 (2);  
**CAR:** S.Thompson 14 (8), J.Jewell 11 (8), A.Robinson 6 (6).

**SACKS - LAC:** D.Perryman 1-7, J.Bosa 1-8; **CAR:** Dj.Johnson 0.5-0, J.Peevy 0.5-0.

**INTERCEPTIONS - LAC:** E.Molden 1-3-0; **TEN:** J.Horn 1-0-0.

#### STARTERS

WR....Q.Johnston	OLB.....K.Mack	WR....D.Hopkins	DL.....D.Autro
TE....H.Hurst	DL.....P.Ford	LT....A.Dillard	DT.....T.Tartt
WR....D.Davis	DL....O.Ogbonnia	LG....X.Newman-Johnson	DT.....J.Simmon
LT.....R.Slater	OLB.....J.Bosa	C.....A.Brewer	DT.....K.Peko
LG....Z.Johnson	LB.....D.Henley	RG....D.Brunskill	LB.....A.AI-Shair
C.....B.Bozeman	LB....D.Perryman	RT....C.Hubbard	LB.....J.Gibbens
RG....T.Pipkins	CB.....K.Fulton	TE....C.Okonkwo	DB.....H.Landry
RT....J.Alt	CB.....A.Samuel	WR....T.Burks	CB.....E.Molden
TE....W.Dissly	DB.....J.Taylor	WR....N.Westbrook-Ikhine	CB....R.McCreary
QB....J.Herbert	S.....D.James	QB....R.Tannehill	S....S.Murphy-Bunting
RB....J.Dobbins	S.....E.Moldem	RB....D.Henry	S.....K.Buaird

# 2024 GAME SUMMARIES

## WEEK 3 AT PITTSBURGH

## WEEK 4 vs. KANSAS CITY



### CHARGERS 10 STEELERS 20

Sunday, Sept. 22, 2024  
Acrisure Stadium – Pittsburgh, Pa.



### CHIEFS 17 CHARGERS 10

Sunday, Sept. 29, 2024  
SoFi Stadium – Inglewood, Calif.



### GAME STATISTICS

TEAM	1	2	3	4	OT	F
L.A. Chargers	7	3	0	0	—	10
Pittsburgh	0	7	3	10	—	20

### SCORING SUMMARY

Team	Q	Time	Play
Chargers	1	2:46	Q.Johnston 27 yd. pass from J.Herbert (C.Dicker kick)
Steelers	2	10:17	J.Fields 5 yd. run (C.Boswell kick)
Chargers	2	3:13	C.Dicker 28 yd. Field Goal (12-60, 7:04)
Steelers	3	9:05	C.Boswell 38 yd. Field Goal (12-50, 5:55)
Steelers	4	14:14	C.Boswell 30 yd. Field Goal (12-73, 6:26)
Steelers	4	7:02	C.Austin 55 yd. pass from J.Fields (C.Boswell kick)

### TEAM STATISTICS

	LAC	PIT
FIRST DOWNS:	10	20
TOTAL NET YARDS:	168	346
NET RUSHING YARDS:	107	232
NET PASSING YARDS:	225	140
PENALTIES/YARDS:	7-69	3-15
3RD DOWN EFFICIENCY (%):	3-11 (27.3%)	7-14 (50.0%)
PUNTS/AVERAGE:	7-50.0	3-52.0
SACKS/YARDS:	2-13	5-42
FUMBLES/LOST:	2-0	0-0
POINTS OFF TURNOVERS:	0	0
AVG. DRIVE START:	OWN 24	OWN 30
TIME OF POSSESSION:	26:09	33:51

### INDIVIDUAL TOP PERFORMERS



#### PASSING

	CMP	ATT	YDS	TD	INT	RT		CMP	ATT	YDS	TD	INT	RT
Herbert	18	12	125	1	0	105.1	Fields	32	25	245	1	1	96.0
Heinicke	2	2	24	0	0	116.7							

#### RUSHING

	ATT	YDS	AVG	LG	TD		ATT	YDS	AVG	LG	TD
J.Dobbins	15	44	2.9	13	0	N.Harris	18	70	3.9	21	0
G.Edwards	3	9	3.0	6	0	C.Patterson	4	33	8.3	14	0

#### RECEIVING

	REC	YDS	AVG	LG	TD		REC	YDS	AVG	LG	TD
L.McConkey	3	44	14.7	18	0	G.Pickens	5	57	11.4	27	0
W.Dissly	3	19	6.3	7	0	N.Harris	5	16	3.2	8	0
J.Dobbins	3	10	3.3	6	0	C.Austin	4	95	23.8	55	2
Q.Johnston	2	44	22.0	27	1	P.Freiermuth	4	33	8.3	15	0

**TACKLES (SOLO) – LAC:** D.Henley 12 (9), D.Perryman 9 (6), D.James 8 (5);  
**PIT:** P.Queen 8 (4), D.Elliott 5 (4), D.Jackson 5 (2).

**SACKS – LAC:** D.James 1-6, K.Mack 1-7; **PIT:** Ni.Herbig 2-15, E.Roberts 1-9, Ca.Heyward 1-10, T.Watt 1-8.

**INTERCEPTIONS – LAC:** B.Dupree 1-0-0; **PIT:** None.

#### STARTERS

WR..... L.McConkey	OLB..... K.Mack	TE..... P.Freiermuth	ROLB... A.Highsmith
TE..... W.Dissly	DL..... O.Ogbonnia	LT..... D.Moore	DT.... Ca.Heyward
LT..... R.Slater	DL..... P.Ford	LG..... S.Anderson	NT..... K.Benton
RG..... Z.Johnson	OLB..... J.Bosa	C..... Z.Frazier	DE .... L.Ogunjobi
C..... B.Bozeman	LB..... D.Henley	RG..... J.Daniels	LOLB..... T.Watt
RG..... T.Pipkins	LB..... D.Perryman	RT..... B.Jones	LILB ..... P.Queen
RT..... J.Alt	CB..... K.Fulton	WR..... V.Jefferson	RILB... E.Roberts
WR..... Q.Johnston	CB..... A.Samuel	WR..... G.Pickens	RCB..... J.Porter
QB..... J.Herbert	S..... E.Molden	WR..... C.Patterson	FS... M.Fitzpatrick
FB..... S.Matlock	S..... A.Gilman	QB..... J.Fields	SS..... D.Elliott
RB..... J.Dobbins	S..... D.James	RB..... N.Harris	LCB .... D.Jackson

### GAME STATISTICS

TEAM	1	2	3	4	OT	F
Kansas City	0	7	3	7	—	17
L.A. Chargers	10	0	0	0	—	10

### SCORING SUMMARY

Team	Q	Time	Play
Chargers	1	6:16	L.McConkey 7 yd. pass from J.Herbert (C.Dicker kick)
Chargers	1	3:53	C.Dicker 50 yd. Field Goal
Chiefs	2	4:06	X.Worthy 54 yd. pass from P.Mahomes (H.Butker kick)
Chiefs	3	6:26	H.Butker 37 yd. Field Goal
Chiefs	4	6:04	S.Perine 2 yd. run (H.Butker kick)

### TEAM STATISTICS

	KC	LAC
FIRST DOWNS:	16	12
TOTAL NET YARDS:	329	224
NET RUSHING YARDS:	101	55
NET PASSING YARDS:	228	169
PENALTIES/YARDS:	5-40	9-51
3RD DOWN EFFICIENCY (%):	9-16 (56.3%)	4-13 (30.8%)
PUNTS/AVERAGE:	4-50.0	6-53.0
SACKS/YARDS:	2-10	3-17
FUMBLES/LOST:	1-1	2-0
POINTS OFF TURNOVERS:	10	0
AVG. DRIVE START:	OWN 29	OWN 27
TIME OF POSSESSION:	29:08	30:52

### INDIVIDUAL TOP PERFORMERS



#### PASSING

	CMP	ATT	YDS	TD	INT	RT		CMP	ATT	YDS	TD	INT	RT
J.Herbert	16	27	179	1	0	91.4	P.Mahomes	19	29	245	1	1	89.0

#### RUSHING

	ATT	YDS	AVG	LG	TD		ATT	YDS	AVG	LG	TD
J.Dobbins	14	32	2.3	12	0	K.Hunt	14	69	4.9	10	0
G.Edwards	6	19	3.2	5	0	S.Perine	5	14	2.8	4	1

#### RECEIVING

	REC	YDS	AVG	LG	TD		REC	YDS	AVG	LG	TD
L.McConkey	5	67	13.4	37	1	T.Kelce	7	89	12.7	38	0
J.Palmer	3	36	12.0	26	0	N.Gray	4	40	10.0	29	0
J.Dobbins	3	30	10.0	14	0	X.Worthy	3	73	24.3	54	1
W.Dissly	2	24	12.0	22	0	Ju.Watson	2	27	13.5	17	0

**TACKLES (SOLO) – LAC:** D.Perryman 8 (6), E.Molden 8 (5), D.Henley 7 (4);  
**KC:** D.Tranquill 10 (7), T.McDuffie 6 (3), B.Cook 5 (4).

**SACKS – LAC:** B.Dupree 2-8, T.Dye 0.5-4.5, T.Still 0.5-4.5; **KC:** C.Jones 2-10.

**INTERCEPTIONS – LAC:** K.Fulton 1-29-0; **KC:** None.

#### STARTERS

TE..... W.Dissly	OLB..... K.Mack	TE..... T.Kelce	DE ..... G.Karlaftis
LT..... J.Salyer	DL..... O.Ogbonnia	WR..... R.Rice	DT..... C.Jones
LG..... Z.Johnson	DL..... P.Ford	LT..... W.Morris	DE ..... M.Pennel
C..... B.Bozeman	OLB... T.Tuipulotu	OLB..... J.Thuney	DE ... F.Anudike-Uzomah
RG..... S.Mustipher	LB..... D.Henley	C..... C.Humphrey	LB..... N.Bolton
RT..... T.Pipkins	LB..... D.Perryman	RG..... T.Smith	LB..... D.Tranquill
FB..... S.Matlock	CB..... K.Fulton	RT..... J.Taylor	LB..... L.Chenal
WR..... Q.Johnston	CB..... A.Samuel	WR..... X.Worthy	CB ..... T.McDuffie
WR..... L.McConkey	DB..... T.Still	WR..... Ju.Watson	CB ..... Ja.Watson
QB..... J.Herbert	S..... A.Gilman	QB..... P.Mahomes	S..... J.Reid
RB..... J.Dobbins	S..... E.Molden	FB..... C.Steele	S..... B.Cook

# 2024 LOS ANGELES CHARGERS NUMERICAL ROSTER

## ACTIVE ROSTER

No.	Name	Pos.	Ht.	Wt.	Age	Exp.	College	Hometown	How Acq.
0	Daiyan Henley	LB	6-0	225	24	2	Washington State	Los Angeles, Calif.	D3-'23
1	Quentin Johnston	WR	6-2	208	23	2	TCU	Temple, Texas	D1-'23
2	Easton Stick	QB	6-1	224	29	6	North Dakota State	Omaha, Neb.	D5-'19
3	Derwin James Jr.	S	6-2	215	28	7	Florida State	Haines City, Fla.	D1-'18
4	Gus Edwards	RB	6-1	238	29	7	Rutgers	Staten Island, N.Y.	UFA (Bal)-'24
5	Joshua Palmer	WR	6-1	210	25	4	Tennessee	Brampton, Ontario, Canada	D3a-'21
6	Denzel Perryman	LB	5-11	240	31	10	Miami	Coral Gables, Fla.	UFA (Hou)-'24
7	Kristian Fulton	CB	5-11	197	26	5	Louisiana State	New Orleans, La.	UFA (Ten)-'24
8	Taylor Heinicke	QB	6-1	210	31	7	Old Dominion	Atlanta, Ga.	T (Atl)-'24
10	Justin Herbert	QB	6-6	236	26	5	Oregon	Eugene, Ore.	D1a-'20
11	Cameron Dicker	K	6-1	216	24	3	Texas	Austin, Texas	FA-'22
12	Derius Davis	WR	5-8	165	24	2	TCU	St. Francisville, La.	D4-'23
15	Ladd McConkey	WR	6-0	185	22	R	Georgia	Chatsworth, Ga.	D2-'24
16	JK Scott	P	6-5	208	28	6	Alabama	Denver, Colo.	FA-'22
20	Cam Hart	CB	6-2	207	23	R	Notre Dame	Baltimore, Md.	D5b-'24
22	Elijah Molden	DB	5-10	192	24	4	Washington	West Linn, Ore.	T (Ten)-'24
24	AJ Finley	S	6-0	188	23	2	Mississippi	Mobile, Ala.	FA-'23
25	Junior Colson	LB	6-3	247	21	R	Michigan	Franklin, Tenn.	D3-'24
26	Asante Samuel Jr.	CB	5-10	180	25	4	Florida State	Fort Lauderdale, Fla.	D2-'21
27	J.K. Dobbins	RB	5-10	215	25	5	Ohio State	La Grange, Texas	UFA (Bal)-'24
28	Hassan Haskins	RB	6-2	228	24	3	Michigan	St. Louis, Mo.	W (Ten)-'23
29	Tarheeb Still	CB	6-1	196	22	R	Maryland	Sicklerville, N.J.	D5a-'24
30	Kimani Vidal	RB	5-8	215	23	R	Troy	Marietta, Ga.	D6-'24
32	Alohi Gilman	S	5-10	201	27	5	Notre Dame	Laie, Hawaii	D6-'20
33	Deane Leonard	DB	6-0	195	24	3	Mississippi	Calgary, Alberta, Canada	D7a-'22
36	Ja'Sir Taylor	DB	5-10	185	25	3	Wake Forest	Asbury Park, N.J.	D6b-'22
43	Troy Dye	LB	6-3	225	28	5	Oregon	Norco, Calif.	UFA (Min)-'24
44	Scott Matlock	FB/DL	6-4	296	24	2	Boise State	Homedale, Idaho	D6-'23
45	Tuli Tuipulotu	OLB	6-3	266	22	2	Southern California	Hawthorne, Calif.	D2-'23
47	Josh Harris	LS	6-1	224	35	13	Auburn	Carrollton, Ga.	UFA (Atl)-'22
48	Bud Dupree	OLB	6-4	269	31	10	Kentucky	Macon, Ga.	FA-'24
52	Khalil Mack	OLB	6-3	269	33	11	Buffalo	Fort Pierce, Fla.	T (Chi)-'22
56	Morgan Fox	DL	6-3	275	30	8	Colorado State-Pueblo	Fountain, Colo.	FA-'22
64	Brenden James	OL	6-5	300	25	4	Nebraska	Austin, Texas	D5-'21
68	Jamaree Salyer	OL	6-4	325	24	3	Georgia	Atlanta, Ga.	D6a-'22
70	Rashawn Slater	T	6-4	315	25	4	Northwestern	Sugar Land, Texas	D1-'21
71	Jordan McFadden	OL	6-2	303	24	2	Clemson	Spartanburg, S.C.	D5-'23
73	Foster Sarell	T	6-6	322	26	3	Stanford	Tacoma, Wash.	FA-'21
75	Bradley Bozeman	C	6-5	325	29	7	Alabama	Roanoke, Ala.	FA-'24
76	Joe Alt	T	6-8	322	21	R	Notre Dame	North Oaks, Minn.	D1-'24
77	Zion Johnson	G	6-3	316	24	3	Boston College	Bowie, Md.	D1-'22
79	Trey Pipkins III	G/T	6-6	307	28	6	Sioux Falls	Apple Valley, Minn.	D3-'19
81	Will Dissly	TE	6-4	265	28	7	Washington	Bozeman, Mont.	FA-'24
82	Brenden Rice	WR	6-3	210	22	R	Southern California	Chandler, Ariz.	D7a-'24
83	Eric Tomlinson	TE	6-6	265	32	8	UTEP	Oklahoma City, Okla.	FA-'24
84	Stone Smartt	TE	6-4	226	25	3	Old Dominion	Sacramento, Calif.	FA-'22
87	Simi Fehoko	WR	6-4	218	26	4	Stanford	Salt Lake City, Utah	PS (Pit)-'23
88	Hayden Hurst	TE	6-4	245	31	7	South Carolina	Jacksonville, Fla.	FA-'24
90	Tearl Tart	DL	6-2	315	27	5	Florida International	Philadelphia, Pa.	FA-'24
92	Justin Eboigbe	DL	6-5	292	23	R	Alabama	Forest Park, Ga.	D4-'24
93	Otito Ogbonnia	DL	6-4	320	24	3	UCLA	Houston, Texas	D5-'22
95	Poona Ford	DL	5-11	310	28	7	Texas	Hilton Head, S.C.	UFA (Buf)-'24
97	Joey Bosa	OLB	6-5	280	29	9	Ohio State	Fort Lauderdale, Fla.	D1-'16

## RESERVE/INJURED

No.	Name	Pos.	Ht.	Wt.	Age	Exp.	College	Hometown	How Acq.
9	DJ Chark Jr.	WR	6-3	200	28	7	Louisiana State	Alexandria, La.	FA-'24
53	Chris Collins	OLB	6-5	255	24	R	Minnesota	Richmond, Va.	FA-'24
60	Bucky Williams	C/G	6-3	300	24	R	Appalachian State	Ringgold, Ga.	FA-'24
74	Tyler McLellan	T	6-8	355	25	R	Campbell	North Charleston, S.C.	FA-'24
94	Chris Rumph II	OLB	6-2	244	25	4	Duke	Gainesville, Fla.	D4-'21

## RESERVE/INJURED; DESIGNATED FOR RETURN

No.	Name	Pos.	Ht.	Wt.	Age	Exp.	College	Hometown	How Acq.
31	Nick Niemann	LB	6-3	234	26	4	Iowa	Sycamore, Ill.	D6a-'21

## PRACTICE SQUAD

No.	Name	Pos.	Ht.	Wt.	Age	Exp.	College	Hometown	How Acq.
23	Tony Jefferson	S	5-11	212	32	10	Oklahoma	Chula Vista, Calif.	FA-'24
34	Jaret Patterson	RB	5-8	195	24	2	Buffalo	Glendale, Md.	FA-'23
35	Dicaprio Bootle	CB	5-10	180	27	2	Nebraska	Miami, Fla.	FA-'24
37	Shaun Wade	CB	6-1	195	26	4	Ohio State	Jacksonville, Fla.	FA-'24
39	Jaylen Johnson	WR	6-2	194	24	R	East Carolina	Duluth, Ga.	FA-'24
42	Tucker Fisk	TE	6-4	285	25	2	Stanford	Davis, Calif.	FA-'24
51	Jeremiah Jean-Baptiste	LB	6-2	230	23	R	Mississippi	Florida City, Fla.	FA-'24
54	Blake Lynch	LB	6-3	225	27	4	Baylor	Gilmer, Texas	FA-'24
57	Tre'Mon Morris-Brash	OLB	6-2	245	23	R	Central Florida	Richmond, Va.	FA-'24
58	Shaquille Quarterman	LB	6-0	234	26	5	Miami	Orange Park, Fla.	FA-'24
61	Karsen Barnhart	G	6-5	316	23	R	Michigan	Paw Paw, Mich.	FA-'24
62	Sam Mustipher	C	6-3	306	29	5	Notre Dame	Owings Mills, Md.	FA-'24
65	Alex Leatherwood	T	6-5	312	25	3	Alabama	Pensacola, Fla.	FA-'24
69	CJ Okoye	DL	6-6	315	22	1	-	Abuja, Nigeria	FA (IPP)-'23
86	Dez Fitzpatrick	WR	6-2	208	26	2	Louisville	Farmington Hills, Mich.	FA-'24
89	Jalen Reagor	WR	5-11	197	25	4	TCU	Waxahachie, Texas	FA-'24
91	Christopher Hinton	DL	6-4	310	24	2	Michigan	Johns Creek, Ga.	FA-'22



# 2024 LOS ANGELES CHARGERS ALPHABETICAL ROSTER

## ACTIVE ROSTER

No.	Name	Pos.	Ht.	Wt.	DOB	Exp.	College	Hometown	How Acq.
76	Alt, Joe	T	6-8	322	2/28/03	R	Notre Dame	North Oaks, Minn.	D1-'24
97	Bosa, Joey	OLB	6-5	280	7/11/95	9	Ohio State	Fort Lauderdale, Fla.	D1-'16
75	Bozeman, Bradley	C	6-5	325	11/24/94	7	Alabama	Roanoke, Ala.	FA-'24
25	Colson, Junior	LB	6-3	247	12/6/02	R	Michigan	Franklin, Tenn.	D3-'24
12	Davis, Derius	WR	5-8	165	9/11/00	2	TCU	St. Francisville, La.	D4-'23
11	Dicker, Cameron	K	6-1	216	5/6/00	3	Texas	Austin, Texas	FA-'22
81	Dissly, Will	TE	6-4	265	7/8/96	7	Washington	Bozeman, Mont.	FA-'24
27	Dobbins, J.K.	RB	5-10	215	12/17/98	5	Ohio State	La Grange, Texas	UFA (Bal)-'24
48	Dupree, Bud	OLB	6-4	269	2/12/93	10	Kentucky	Macon, Ga.	FA-'24
43	Dye, Troy	LB	6-3	225	9/18/96	5	Oregon	Norco, Calif.	UFA (Min)-'24
92	Eboigbe, Justin	DL	6-5	292	4/9/01	R	Michigan	Forest Park, Ga.	D4-'24
4	Edwards, Gus	RB	6-1	238	4/13/95	7	Rutgers	Staten Island, N.Y.	UFA (Bal)-'24
87	Fehoko, Simi	WR	6-4	218	11/5/97	4	Stanford	Salt Lake City, Utah	PS (Pit)-'23
24	Finley, AJ	S	6-0	188	9/14/01	2	Mississippi	Mobile, Ala.	FA-'23
95	Ford, Poona	DL	5-11	310	11/19/95	7	Texas	Hilton Head, S.C.	UFA (Buf)-'24
56	Fox, Morgan	DL	6-3	275	9/12/94	8	Colorado State-Pueblo	Fountain, Colo.	FA-'22
7	Fulton, Kristian	CB	5-11	197	9/3/98	5	Louisiana State	New Orleans, La.	UFA (Ten)-'24
32	Gilman, Alohi	S	5-10	201	9/17/97	5	Notre Dame	Laie, Hawaii	D6-'20
47	Harris, Josh	LS	6-1	224	4/27/89	13	Auburn	Carrollton, Ga.	UFA (Atl)-'22
20	Hart, Cam	CB	6-2	207	12/5/00	R	Notre Dame	Baltimore, Md.	D5b-'24
28	Haskins, Hassan	RB	6-2	228	11/26/99	3	Michigan	St. Louis, Mo.	W (Ten)-'24
8	Heinicke, Taylor	QB	6-1	210	3/15/93	7	Old Dominion	Atlanta, Ga.	T (Atl)-'24
0	Henley, Daiyan	LB	6-0	225	11/18/99	2	Washington State	Los Angeles, Calif.	D3-'23
10	Herbert, Justin	QB	6-6	236	3/10/98	5	Oregon	Eugene, Ore.	D1a-'20
88	Hurst, Hayden	TE	6-4	245	8/24/93	7	South Carolina	Jacksonville, Fla.	FA-'24
64	James, Brenden	OL	6-5	300	5/28/99	4	Nebraska	Austin, Texas	D5-'21
3	James Jr., Derwin	S	6-2	215	8/3/96	7	Florida State	Haines City, Fla.	D1-'18
77	Johnson, Zion	G	6-3	316	11/18/99	3	Boston College	Bowie, Md.	D1-'22
1	Johnston, Quentin	WR	6-2	208	9/6/01	2	TCU	Temple, Texas	D1-'23
33	Leonard, Deane	DB	6-0	195	11/20/99	3	Mississippi	Calgary, Alberta, Canada	D7a-'22
52	Mack, Khalil	OLB	6-3	269	2/22/91	11	Buffalo	Fort Pierce, Fla.	T (Chi)-'22
44	Matlock, Scott	FB/DL	6-4	296	6/28/00	2	Boise State	Homedale, Idaho	D6-'23
15	McConkey, Ladd	WR	6-0	185	11/11/01	R	Georgia	Chatsworth, Ga.	D2-'24
71	McFadden, Jordan	OL	6-2	303	11/16/99	2	Spartanburg, S.C.	Spartanburg, S.C.	D5-'23
22	Molden, Elijah	DB	5-10	192	1/30/99	4	Washington	West Linn, Ore.	T (Ten)-'24
93	Ogbonnia, Otito	DL	6-4	320	8/25/00	3	UCLA	Houston, Texas	D5-'22
5	Palmer, Joshua	WR	6-1	210	9/22/99	4	Tennessee	Brampton, Ontario, Canada	D3a-'21
6	Perryman, Denzel	LB	5-11	240	12/5/92	10	Miami	Coral Gables, Fla.	UFA (Hou)-'24
79	Pipkins III, Trey	G/T	6-6	307	9/5/96	6	Sioux Falls	Apple Valley, Minn.	D3-'19
82	Rice, Brenden	WR	6-3	210	3/18/02	R	Southern California	Chandler, Ariz.	D7a-'24
68	Salyer, Jamaree	OL	6-4	325	7/13/00	3	Georgia	Atlanta, Ga.	D6a-'22
26	Samuel Jr., Asante	CB	5-10	180	10/3/99	4	Florida State	Fort Lauderdale, Fla.	D2-'21
73	Sarell, Foster	T	6-6	322	8/28/98	3	Stanford	Tacoma, Wash.	FA-'21
16	Scott, JK	P	6-5	208	10/30/95	6	Alabama	Denver, Colo.	FA-'22
70	Slater, Rashawn	T	6-4	315	3/26/99	4	Northwestern	Sugar Land, Texas	D1-'21
84	Smartt, Stone	TE	6-4	226	10/4/98	3	Old Dominion	Sacramento, Calif.	FA-'22
2	Stick, Easton	QB	6-1	224	9/15/95	6	North Dakota State	Omaha, Neb.	D5-'19
29	Still, Tarheeb	CB	6-1	196	6/9/02	R	Maryland	Sicklerville, N.J.	D5a-'24
90	Tart, Teair	DL	6-2	315	2/28/97	5	Florida International	Philadelphia, Pa.	FA-'24
36	Taylor, Ja'Sir	DB	5-10	185	1/8/99	3	Wake Forest	Asbury Park, N.J.	D6b-'22
83	Tomlinson, Eric	TE	6-6	265	4/22/92	8	UTEP	Oklahoma City, Okla.	FA-'24
45	Tuipulotu, Tuli	OLB	6-3	266	9/3/02	2	Southern California	Hawthorne, Calif.	D2-'23
30	Vidal, Kimani	RB	5-8	215	8/28/01	R	Troy	Marietta, Ga.	D6-'24

## RESERVE/INJURED

No.	Name	Pos.	Ht.	Wt.	DOB	Exp.	College	Hometown	How Acq.
9	Chark Jr., DJ	WR	6-3	200	9/23/96	7	Louisiana State	Alexandria, La.	FA-'24
53	Collins, Chris	OLB	6-5	255	12/14/99	R	Minnesota	Richmond, Va.	
74	McLellan, Tyler	T	6-8	355	7/21/99	R	Campbell	North Charleston, S.C.	
94	Rumph II, Chris	OLB	6-2	244	10/19/98	4	Duke	Gainesville, Fla.	
60	Williams, Bucky	C/G	6-3	300	3/20/00	R	Appalachian State	Ringgold, Ga.	

## RESERVE/INJURED; DESIGNATED FOR RETURN

No.	Name	Pos.	Ht.	Wt.	DOB	Exp.	College	Hometown	How Acq.
31	Niemann, Nick	LB	6-3	234	12/2/97	4	Iowa	Sycamore, Ill.	D6a-'21

## PRACTICE SQUAD

No.	Name	Pos.	Ht.	Wt.	DOB	Exp.	College	Hometown	How Acq.
61	Barnhart, Karsen	G	6-5	316	3/2/01	R	Michigan	Paw Paw, Mich.	FA-'24
35	Bootle, Dicaprio	CB	5-10	180	9/17/97	2	Nebraska	Miami, Fla.	FA-'24
42	Fisk, Tucker	TE	6-4	285	1/19/99	2	Stanford	Davis, Calif.	FA-'24
86	Fitzpatrick, Dez	WR	6-2	208	12/17/97	2	Louisville	Farmington Hills, Mich.	FA-'24
91	Hinton, Christopher	DL	6-4	310	9/14/00	2	Michigan	Johns Creek, Ga.	FA-'22
51	Jean-Baptiste, Jeremiah	LB	6-2	230	5/31/01	R	Mississippi	Florida City, Fla.	FA-'24
23	Jefferson, Tony	S	5-11	212	1/27/92	10	Oklahoma	Chula Vista, Calif.	FA-'24
39	Johnson, Jaylen	WR	6-2	194	5/26/00	R	East Carolina	Duluth, Ga.	FA-'24
65	Leatherwood, Alex	T	6-5	312	1/5/99	3	Alabama	Pensacola, Fla.	FA-'24
54	Lynch, Blake	LB	6-3	225	2/14/97	4	Baylor	Gilmer, Texas	FA-'24
57	Morris-Brash, Tre'Mon	OLB	6-2	245	9/29/00	R	Central Florida	Richmond, Va.	FA-'24
62	Mustipher, Sam	C	6-3	306	8/13/96	5	Notre Dame	Owings Mills, Md.	FA-'24
69	Okoye, CJ	DL	6-6	315	10/20/01	1	-	Abuja, Nigeria	FA (IPP)-'23
34	Patterson, Jaret	RB	5-8	195	12/23/99	2	Buffalo	Glendale, Md.	FA-'23
58	Quarterman, Shaquille	LB	6-0	234	10/28/97	5	Miami	Orange Park, Fla.	FA-'24
89	Reagor, Jalen	WR	5-11	197	1/1/99	4	TCU	Waxahachie, Texas	FA-'24
37	Wade, Shaun	CB	6-1	195	9/15/98	4	Ohio State	Jacksonville, Fla.	FA-'24

# 2024 LOS ANGELES CHARGERS POSITION ROSTER

## QUARTERBACKS (3)

No.	Name	Pos.	Ht.	Wt.	Age	Exp.	College	Hometown	How Acq.
2	Easton Stick	QB	6-1	224	29	6	North Dakota State	Omaha, Neb.	D5-'19
8	Taylor Heinicke	QB	6-1	210	31	7	Old Dominion	Atlanta, Ga.	T (Atl)-'24
10	Justin Herbert	QB	6-6	236	26	5	Oregon	Eugene, Ore.	D1a-'20

## RUNNING BACKS (5)

No.	Name	Pos.	Ht.	Wt.	Age	Exp.	College	Hometown	How Acq.
4	Gus Edwards	RB	6-1	238	29	7	Rutgers	Staten Island, N.Y.	UFA (Bal)-'24
27	J.K. Dobbins	RB	5-10	215	25	5	Ohio State	La Grange, Texas	UFA (Bal)-'24
28	Hassan Haskins	RB	6-2	228	24	3	Michigan	St. Louis, Mo.	W (Ten)-'23
30	Kimani Vidal	RB	5-8	215	23	R	Troy	Marietta, Ga.	D6-'24
44	Scott Matlock	FB/DL	6-4	296	24	2	Boise State	Homedale, Idaho	D6-'23

## WIDE RECEIVERS (6)

No.	Name	Pos.	Ht.	Wt.	Age	Exp.	College	Hometown	How Acq.
1	Quentin Johnston	WR	6-2	208	23	2	TCU	Temple, Texas	D1-'23
5	Joshua Palmer	WR	6-1	210	25	4	Tennessee	Brampton, Ontario, Canada	D3a-'21
12	Derius Davis	WR	5-8	165	24	2	TCU	St. Francisville, La.	D4-'23
15	Ladd McConkey	WR	6-0	185	22	R	Georgia	Chatsworth, Ga.	D2-'24
82	Brenden Rice	WR	6-3	210	22	R	Southern California	Chandler, Ariz.	D7a-'24
87	Simi Fehoko	WR	6-4	218	26	4	Stanford	Salt Lake City, Utah	PS (Pit)-'23

## TIGHT ENDS (4)

No.	Name	Pos.	Ht.	Wt.	Age	Exp.	College	Hometown	How Acq.
81	Will Dissly	TE	6-4	265	28	7	Washington	Bozeman, Mont.	FA-'24
83	Eric Tomlinson	TE	6-6	265	32	8	UTEP	Oklahoma City, Okla.	FA-'24
84	Stone Smartt	TE	6-4	226	25	3	Old Dominion	Sacramento, Calif.	FA-'22
88	Hayden Hurst	TE	6-4	245	31	7	South Carolina	Jacksonville, Fla.	FA-'24

## OFFENSIVE LINEMEN (9)

No.	Name	Pos.	Ht.	Wt.	Age	Exp.	College	Hometown	How Acq.
64	Brenden Jaimes	OL	6-5	300	25	4	Nebraska	Austin, Texas	D5-'21
68	Jamaree Salyer	OL	6-4	325	24	3	Georgia	Atlanta, Ga.	D6a-'22
70	Rashawn Slater	T	6-4	315	25	4	Northwestern	Sugar Land, Texas	D1-'21
71	Jordan McFadden	OL	6-2	303	24	2	Clemson	Spartanburg, S.C.	D5-'23
73	Foster Sarell	T	6-6	322	26	3	Stanford	Tacoma, Wash.	FA-'21
75	Bradley Bozeman	C	6-5	325	29	7	Alabama	Roanoke, Ala.	FA-'24
76	Joe Alt	T	6-8	322	21	R	Notre Dame	North Oaks, Minn.	D1-'24
77	Zion Johnson	G	6-3	316	24	3	Boston College	Bowie, Md.	D1-'22
79	Trey Pipkins III	T	6-6	307	28	6	Sioux Falls	Apple Valley, Minn.	D3-'19

## DEFENSIVE LINEMEN (6)

No.	Name	Pos.	Ht.	Wt.	Age	Exp.	College	Hometown	How Acq.
44	Scott Matlock	FB/DL	6-4	296	24	2	Boise State	Homedale, Idaho	D6-'23
56	Morgan Fox	DL	6-3	275	30	8	Colorado State-Pueblo	Fountain, Colo.	FA-'22
90	Tearl Tart	DL	6-2	315	27	5	Florida International	Philadelphia, Pa.	FA-'24
92	Justin Eboigbe	DL	6-5	292	23	R	Alabama	Forest Park, Ga.	D4-'24
93	Otito Ogbornia	DL	6-4	320	24	3	UCLA	Houston, Texas	D5-'22
95	Poona Ford	DL	5-11	310	28	7	Texas	Hilton Head, S.C.	UFA (Buf)-'24

## LINEBACKERS (4)

No.	Name	Pos.	Ht.	Wt.	Age	Exp.	College	Hometown	How Acq.
0	Daiyan Henley	LB	6-0	225	24	2	Washington State	Los Angeles, Calif.	D3-'23
6	Denzel Perryman	LB	5-11	240	31	10	Miami	Coral Gables, Fla.	UFA (Hou)-'24
25	Junior Colson	LB	6-3	247	21	R	Michigan	Franklin, Tenn.	D3-'24
43	Troy Dye	LB	6-3	225	28	5	Oregon	Norco, Calif.	UFA (Min)-'24

## OUTSIDE LINEBACKERS (4)

No.	Name	Pos.	Ht.	Wt.	Age	Exp.	College	Hometown	How Acq.
45	Tuli Tuipulotu	OLB	6-3	266	22	2	Southern California	Hawthorne, Calif.	D2-'23
48	Bud Dupree	OLB	6-4	269	31	10	Kentucky	Macon, Ga.	FA-'24
52	Khalil Mack	OLB	6-3	269	33	11	Buffalo	Fort Pierce, Fla.	T (Chi)-'22
97	Joey Bosa	OLB	6-5	280	29	9	Ohio State	Fort Lauderdale, Fla.	D1-'16

## DEFENSIVE BACKS (10)

No.	Name	Pos.	Ht.	Wt.	Age	Exp.	College	Hometown	How Acq.
3	Derwin James Jr.	S	6-2	215	28	7	Florida State	Haines City, Fla.	D1-'18
7	Kristian Fulton	CB	5-11	197	26	5	Louisiana State	New Orleans, La.	UFA (Ten)-'24
20	Cam Hart	CB	6-2	207	23	R	Notre Dame	Baltimore, Md.	D5b-'24
22	Elijah Molden	DB	5-10	192	24	4	Washington	West Linn, Ore.	T (Ten)-'24
24	AJ Finley	S	6-0	188	23	2	Mississippi	Mobile, Ala.	FA-'23
26	Asante Samuel Jr.	CB	5-10	180	25	4	Florida State	Fort Lauderdale, Fla.	D2-'21
29	Tarheeb Still	CB	6-1	196	22	R	Maryland	Sicklerville, N.J.	D5a-'24
32	Alohi Gilman	S	5-10	201	27	5	Notre Dame	Laie, Hawaii	D6-'20
33	Deane Leonard	DB	6-0	195	24	3	Mississippi	Calgary, Alberta, Canada	D7a-'22
36	Ja'Sir Taylor	DB	5-10	185	25	3	Wake Forest	Asbury Park, N.J.	D6b-'22

## SPECIALISTS (3)

No.	Name	Pos.	Ht.	Wt.	Age	Exp.	College	Hometown	How Acq.
11	Cameron Dicker	K	6-1	216	24	3	Texas	Austin, Texas	FA-'22
16	JK Scott	P	6-5	208	28	6	Alabama	Denver, Colo.	FA-'22
47	Josh Harris	LS	6-1	224	35	13	Auburn	Carrollton, Ga.	UFA (Atl)-'22

\*FB/DL Scott Matlock is listed both as a running back and defensive lineman

## HOW THE 2024 CHARGERS WERE BUILT

YEAR	NFL DRAFT	FREE AGENCY	TRADE/WAIVERS
2016	OLB Joey Bosa (1)		
2017			
2018	S Derwin James Jr. (1)		
2019	T Trey Pipkins III (3) QB Easton Stick (5)		
2020	S Alohi Gilman (6) QB Justin Herbert (1a)		
2021	OL Brenden Jaimes (5) WR Joshua Palmer (3a) CB Asante Samuel Jr. (2) T Rashawn Slater (1)	T Foster Sarell	
2022	G Zion Johnson (1) DB Deane Leonard (7a) DL Otito Ogbornia (5) OL Jamaree Salyer (6a) DB Ja'Sir Taylor (6b)	K Cameron Dicker DL Morgan Fox LS Josh Harris (UFA-Atl) P JK Scott TE Stone Smartt (UDFA)	OLB Khalil Mack (T-Chi)
2023	WR Derius Davis (4) LB Daiyan Henley (3) WR Quentin Johnston (1) FB/DL Scott Matlock (6) OL Jordan McFadden (5) OLB Tuli Tuipulotu (2)	WR Simi Fehoko (PS-Pit) S AJ Finley (UDFA)	
2024	T Joe Alt (1) LB Junior Colson (3) DL Justin Eboigbe (4) CB Cam Hart (5b) WR Ladd McConkey (2) WR Brenden Rice (7a) CB Tarheeb Still (5a) Kimani Vidal (6)	C Bradley Bozeman TE Will Dissly RB J.K. Dobbins (UFA-Bal) OLB Bud Dupree LB Troy Dye (UFA-Min) RB Gus Edwards (UFA-Bal) DL Poona Ford (UFA-Buf) CB Kristian Fulton (UFA-Ten) TE Hayden Hurst LB Denzel Perryman (UFA-Hou) DL Teair Tart TE Eric Tomlinson	RB Hassan Haskins (W-Ten) QB Taylor Heinicke (T-Atl) DB Elijah Molden (T-Ten)

## 2024 LOS ANGELES CHARGERS COACHES

<b>Head Coach</b> .....	Jim Harbaugh	<b>Defensive Assistant</b> .....	Mike Hiestand
<b>Special Teams Coordinator</b> .....	Ryan Ficken	<b>Wide Receivers</b> .....	Sanjay Lal
<b>Defensive Coordinator</b> .....	Jesse Minter	<b>Running Backs</b> .....	Kiel McDonald
<b>Offensive Coordinator</b> .....	Greg Roman	<b>Senior Defensive Analyst</b> .....	Rick Minter
<b>Run Game Coordinator/Tight Ends</b> .....	Andy Bischoff	<b>Defensive Quality Control</b> .....	Robert Muschamp
<b>Linebackers</b> .....	NaVorro Bowman	<b>Safeties</b> .....	Chris O'Leary
<b>Passing Game Coordinator</b> .....	Marcus Brady	<b>Defensive Assistant</b> .....	Dylan Roney
<b>Offensive Quality Control/Wide Receivers</b> .....	Jeff Carpenter	<b>Offensive Assistant</b> .....	Phil Serchia
<b>Defensive Backs</b> .....	Steve Clinkscale	<b>Senior Offensive Assistant</b> .....	Marc Trestman
<b>Quarterbacks</b> .....	Shane Day	<b>Assistant Defensive Line</b> .....	Will Tukuafu
<b>Offensive Line</b> .....	Mike Devlin	<b>Executive Director of Player Performance</b> .....	Ben Herbert
<b>Defensive Line</b> .....	Mike Elston	<b>Head Strength &amp; Conditioning</b> .....	Jonathan Brooks
<b>Offensive Assistant/Quarterbacks</b> .....	Jonathan Goodwin	<b>Head Strength &amp; Conditioning</b> .....	Devin Woodhouse
<b>Assistant Special Teams</b> .....	Chris Gould	<b>Director of Performance Analytics</b> .....	Ben Rabe
<b>Assistant Offensive Line</b> .....	Nick Hardwick	<b>Performance Analyst</b> .....	Lincoln DeWolf

# 2024 LOS ANGELES CHARGERS DEPTH CHART

Depth Chart is unofficial and compiled by Chargers Communications

## OFFENSE

<b>WR</b>	5	Joshua Palmer	<u>15</u>	<u>Ladd McConkey</u>	87	Simi Fehoko	
<b>LT</b>	70	Rashawn Slater	73	Foster Sarell			
<b>LG</b>	77	Zion Johnson	71	Jordan McFadden			
<b>C</b>	75	Bradley Bozeman	64	Brenden Jaimes			
<b>RG</b>	79	Trey Pipkins III	68	Jamaree Salyer			
<b>RT</b>	<u>76</u>	<u>Joe Alt</u>	73	Foster Sarell			
<b>TE</b>	88	Hayden Hurst	—OR—	81	Will Dissly	84	Stone Smartt
						83	Eric Tomlinson
<b>WR</b>	1	Quentin Johnston	12	Derius Davis		<u>82</u>	<u>Brenden Rice</u>
<b>QB</b>	10	Justin Herbert	2	Easton Stick	—OR—	8	Taylor Heinicke
<b>FB</b>	44	Scott Matlock					
<b>RB</b>	27	J.K. Dobbins	—OR—	4	Gus Edwards	<u>30</u>	<u>Kimani Vidal</u>
						28	Hassan Haskins

## DEFENSE

<b>EDGE</b>	52	Khalil Mack	48	Bud Dupree		
<b>DL</b>	56	Morgan Fox	44	Scott Matlock		
<b>DL</b>	95	Poona Ford	90	Teair Tart		
<b>DL</b>	93	Otito Ogbonnia	<u>92</u>	<u>Justin Eboigbe</u>		
<b>EDGE</b>	97	Joey Bosa	45	Tuli Tuipulotu		
<b>LB</b>	6	Denzel Perryman	43	Troy Dye		
<b>LB</b>	0	Daiyan Henley	<u>25</u>	<u>Junior Colson</u>		
<b>CB</b>	26	Asante Samuel Jr.	36	Ja'Sir Taylor	<u>20</u>	<u>Cam Hart</u>
<b>S</b>	3	Derwin James Jr.	24	AJ Finley		
<b>S</b>	32	Alohi Gilman	22	Elijah Molden		
<b>CB</b>	7	Kristian Fulton	33	Deane Leonard	<u>29</u>	<u>Tarheeb Still</u>

## SPECIALISTS

<b>K</b>	11	Cameron Dicker		
<b>P</b>	16	JK Scott		
<b>KO</b>	11	Cameron Dicker		
<b>H</b>	16	JK Scott		
<b>LS</b>	47	Josh Harris		
<b>KR</b>	12	Derius Davis	<u>15</u>	<u>Ladd McConkey</u>
<b>PR</b>	12	Derius Davis	<u>15</u>	<u>Ladd McConkey</u>

**NOTE:** Rookies are underlined

# 2024 LOS ANGELES CHARGERS PRONUNCIATION GUIDE

Justin <b>EBOIGBE</b> . . . . . ee-BOYG-bee	Sam <b>MUSTIPHER</b> . . . . . MUST-iff-err	<b>JA'SIR</b> Taylor . . . . . JAH-sear
<b>SIMI FEHOKO</b> . . . . . SIM-ee fuh-HO-ko	Nick <b>NIEMANN</b> . . . . . KNEE-min	<b>TULI TUIPULOTU</b> . . . . .
<b>ALOHI</b> Gilman . . . . . uh-LOW-hee	<b>OTITO OGBONNIA</b> . . . . . oh-TEET-oh oh-BONE-yuh	. . . . . TOO-lee TOO-ee-poo-LOW-too
<b>DAIYAN</b> Henley . . . . . DAY-on	Jamaree <b>SALYER</b> . . . . . SAL-yur	Kimani <b>VIDAL</b> . . . . . VIE-dell
Brenden <b>JAIMES</b> . . . . . HIGH-miss	Foster <b>SARELL</b> . . . . . SUH-rell	
<b>ZION</b> Johnson . . . . . ZEYE-uhn	<b>RASHAWN</b> Slater . . . . . ruh-SHAWN	
<b>TRE'MON</b> Morris-Brash . . . . . TRAY-mon	<b>TEAIR</b> Tart . . . . . TEE-air	

## 2024 TRANSACTIONS BY DATE

Jan. 9	Signed OLB Brevin Allen, DL Jerrod Clark, RB Elijah Dotson, QB Max Duggan, WR Simi Fehoko, CB Matt Hankins, C Brent Laing, DL CJ Okoye and CB Chris Wilcox to Reserve/Future contracts.	Aug. 12	Signed WR Isaiah Wooden. Waived QB Casey Bauman and WR Praise Olatoke.	Sept. 3	Signed WR Dez Fitzpatrick and CB Shaun Wade to practice squad. Released OLB Andrew Farmer II and WR Cornelius Johnson from practice squad.
Jan. 10	Signed RB Jaret Patterson to Reserve/Future contract.	Aug. 13	Signed OLB Savion Jackson and LB Shaq Quarterman. Waived CB Chris Wilcox. Waived/Injured FB/TE Ben Mason.	Sept. 7	Signed TE Eric Tomlinson to active roster. Placed WR DJ Chark Jr., on Reserve/Injured. Activated LB Shaquille Quarterman (standard elevation) from practice squad. Released CB Matt Hankins from practice squad with injury settlement.
Jan. 11	Signed DL Christopher Hinton to Reserve/Future contract.	Aug. 14	Signed TE Tucker Fisk.	Sept. 9	Reverted LB Shaquille Quarterman to practice squad. Signed CB Nehemiah Shelton to practice squad.
March 5	Extended exclusive rights tenders to K Cameron Dicker and T Foster Sarell. Released LB Eric Kendricks.	Aug. 16	Signed DL Tear Tart. Waived S Jalyn Phillips.	Sept. 11	Signed CB Dicaprio Bootle to practice squad.
March 8	Re-signed T Foster Sarell.	Aug. 19	Signed LB Frank Ginda and S Jalyn Phillips. Waived QB Max Duggan and WR Leon Johnson.	Sept. 14	Activated S Tony Jefferson (standard elevation) and LB Shaquille Quarterman (standard elevation) from practice squad.
March 12	Waived T Andrew Trainer and CB Amechi Uzodinma.	Aug. 22	Signed TE Isaac Rex. Waived DL Micheal Mason.	Sept. 16	Reverted S Tony Jefferson and LB Shaquille Quarterman to practice squad.
March 13	Re-signed S Alohi Gilman. Signed TE Will Dissly. Released WR Mike Williams.	Aug. 27	Placed LB Nick Niemann on Reserve/Injured; Designated for Return. Placed OLB Chris Collins, T Tyler McLellan, OLB Chris Rumph II and C/G Bucky Williams on Reserve/Injured. Released TE Donald Parham Jr., and LB Shaq Quarterman.	Sept. 21	Activated LB Shaquille Quarterman (standard elevation) from practice squad.
March 15	Traded WR Keenan Allen to Chicago for 2024 fourth-round selection.	Aug. 28	Claimed RB Hassan Haskins off waivers. Waived S JT Woods. Signed G Karsen Barnhart, TE Luke Benson, OLB Andrew Farmer II, TE Tucker Fisk, WR Jaelen Gill, LB Frank Ginda, CB Matt Hankins, S Thomas Harper, TE Zach Heins, DL Christopher Hinton, OLB Savion Jackson, LB Jeremiah Jean-Baptiste, WR Cornelius Johnson, WR Jaylen Johnson, WR Leon Johnson, CB Robert Kennedy, LB Shane Lee, DL Micheal Mason, T Tyler McLellan, OLB Tre'Mon Morris-Brash, G Willis Patrick, S Jalyn Phillips, WR Brenden Rice, T Tyler Smith, CB Tarheeb Still, RB Kimani Vidal, CB Zamari Walton and C/G Bucky Williams.	Sept. 23	Reverted LB Shaquille Quarterman to practice squad.
March 16	Re-signed QB Easton Stick. Signed RB Gus Edwards, DL Poona Ford and TE Hayden Hurst.	Aug. 29	Traded 2026 seventh-round selection to Tennessee for DB Elijah Molden. Traded conditional 2025 seventh-round selection (from Minnesota) to Atlanta for QB Taylor Heinicke. Released S Tony Jefferson.	Sept. 24	Signed LB Blake Lynch and WR Jalen Reagar to practice squad. Released TE Luke Benson and CB Nehemiah Shelton from practice squad.
March 18	Signed C Bradley Bozeman and LB Troy Dye.	Aug. 30	Signed RB Jaret Patterson. Signed TE Eric Tomlinson to practice squad. Released CB Robert Kennedy from practice squad.	Sept. 25	Placed S Derwin James Jr., on Reserve/Suspended by Commissioner-Less than One Year.
March 19	Signed LB Denzel Perryman.	Sept. 2	Signed RB Jaret Patterson to practice squad. Released RB Isaiah Spiller from practice squad.	Sept. 26	Signed S Tony Jefferson to active roster. Signed G/T Braeden Daniels to practice squad.
March 28	Signed CB Kristian Fulton.	Sept. 28	Activated Blake Lynch (standard elevation) and C Sam Mustipher (standard elevation) from practice squad.	Sept. 28	Activated Blake Lynch (standard elevation) and C Sam Mustipher (standard elevation) from practice squad.
April 2	Signed FB/TE Ben Mason. Re-signed K Cameron Dicker.	Sept. 30	Activated S Derwin James Jr., from Reserve/Suspended by Commissioner-Less than One Year and placed on Exempt/Commissioner Permission. Released S Tony Jefferson. Reverted LB Blake Lynch and C Sam Mustipher to practice squad. Released G/T Braeden Daniels from practice squad.	Oct. 1	Activated S Derwin James Jr., from Exempt/Commissioner Permission. Signed S Tony Jefferson to practice squad.
April 18	Signed RB J.K. Dobbins.				
May 6	Signed WR DJ Chark.				
May 10	Signed G Karsen Barnhart, QB Casey Bauman, TE Luke Benson, LB Junior Colson, S Akeem Dent, WR Jaelen Gill, S Thomas Harper, CB Cam Hart, TE Zach Heins, OLB Savion Jackson, LB Jeremiah Jean-Baptiste, WR Cornelius Johnson, WR Jaylen Johnson, WR Leon Johnson, CB Robert Kennedy, LB Shane Lee, DL Micheal Mason, T Tyler McLellan, OLB Tre'Mon Morris-Brash, G Willis Patrick, S Jalyn Phillips, WR Brenden Rice, T Tyler Smith, CB Tarheeb Still, RB Kimani Vidal, CB Zamari Walton and C/G Bucky Williams.				
May 13	Signed OLB Bud Dupree.				
May 14	Signed OLB Chris Collins. Waived OLB Brevin Allen.				
May 16	Signed DL Justin Eboigbe.				
May 23	Waived T Tyler Smith.				
May 29	Signed T Alex Leatherwood.				
June 5	Released C Corey Linsley.				
June 14	Signed S Tony Jefferson and WR Praise Olatoke.				
June 20	Signed WR Ladd McConkey.				
July 17	Declared Non-Football Illness for LB Junior Colson.				
July 30	Remove LB Junior Colson from Active/Non-Football Illness.				
Aug. 6	Waived OLB Savion Jackson.				
Aug. 7	Signed QB Luis Perez.				

## 2024 TRANSACTIONS BY PLAYER

### Allen, Brevin — OLB

Jan. 9 Signed to Reserve/Future contract  
May 14 Waived

### Allen, Keenan — WR

March 15 Traded to Chicago

### Alt, Joe — T

June 11 Signed

### Barnhart, Karsen — G

May 10 Signed  
Aug. 27 Waived  
Aug. 28 Signed to practice squad

### Bauman, Casey — QB

May 10 Signed  
Aug. 12 Waived

### Benson, Luke — TE

May 10 Signed  
Aug. 27 Waived  
Aug. 28 Signed to practice squad  
Sept. 24 Released from practice squad

### Bootle, Dicaprio — CB

Sept. 11 Signed to practice squad

### Bozeman, Bradley — C

March 18 Signed

### Chark Jr., DJ — WR

May 16 Signed  
Sept. 7 Placed on Reserve/Injured

### Clark, Jerrod — DL

Jan. 9 Signed to Reserve/Future contract  
Aug. 27 Waived

### Collins, Chris — OLB

May 14 Signed  
Aug. 27 Placed on Reserve/Injured

### Colson, Junior — LB

May 10 Signed  
July 17 Declared Non-Football Illness  
July 30 Passed Physical

### Daniels, Braeden — G/T

Sept. 26 Signed to practice squad  
Sept. 30 Released from practice squad

### Dent, Akeem — S

May 10 Signed  
Aug. 27 Waived

### Dicker, Cameron — K

March 5 Extended exclusive rights tender  
April 2 Re-signed  
Aug. 30 Signed contract extension

### Dobbins, J.K. — RB

April 18 Signed

### Dotson, Elijah — RB

Jan. 9 Signed to Reserve/Future contract  
Aug. 27 Waived

### Duggan, Max — QB

Jan. 9 Signed to Reserve/Future contract  
Aug. 19 Waived

### Dupree, Bud — OLB

May 13 Signed

### Dye, Troy — LB

March 18 Signed

### Eboigbe, Justin — DL

May 16 Signed

### Edwards, Gus — RB

March 16 Signed

### Farmer II, Andrew — OLB

Aug. 27 Waived  
Aug. 28 Signed to practice squad  
Sept. 3 Released from practice squad

### Fehoko, Simi — WR

Jan. 9 Signed to Reserve/Future contract

### Fisk, Tucker — TE

Aug. 14 Signed  
Aug. 27 Waived  
Aug. 28 Signed to practice squad

### Fitzpatrick, Dez — WR

Sept. 3 Signed to practice squad

### Ford, Poona — DL

March 16 Signed

### Fulton, Kristian — CB

April 2 Signed

### Gill, Jaelen — WR

May 10 Signed  
Aug. 27 Waived

### Gilman, Alohi — S

March 13 Re-signed

### Ginda, Frank — LB

Aug. 19 Signed  
Aug. 27 Waived

### Hankins, Matt — CB

Jan. 9 Signed to Reserve/Future contract  
Aug. 27 Waived  
Aug. 28 Signed to practice squad

### Harper, Thomas — S

May 10 Signed  
Aug. 27 Waived

### Hart, Cam — CB

May 10 Signed

### Haskins, Hassan — RB

Aug. 28 Claimed off Waivers

### Heinicke, Taylor — QB

Aug. 29 Traded for from Atlanta

### Heins, Zach — TE

May 10 Signed  
Aug. 27 Waived

### Hinton, Christopher — DL

Jan. 11 Signed to Reserve/Future contract  
Aug. 27 Waived  
Aug. 28 Signed to practice squad

### Hurst, Hayden — TE

March 16 Signed

### Jackson, Savion — OLB

May 10 Signed  
Aug. 6 Waived  
Aug. 13 Signed  
Aug. 27 Waived

### James Jr., Derwin — S

Sept. 25 Placed on Reserve/Suspended By Commissioner-Less than One Year  
Sept. 30 Suspension lifted and granted exempt status  
Oct. 1 Activated from exempt status

### Jean-Baptiste, Jeremiah — LB

May 10 Signed  
Aug. 27 Waived  
Aug. 28 Signed to practice squad

### Jefferson, Tony — S

June 14 Signed  
Aug. 29 Released  
Aug. 30 Signed to practice squad  
Sept. 14 Activated from practice squad (standard elevation)

Sept. 16 Reverted to practice squad

Sept. 26 Signed to active roster

Sept. 30 Released

Oct. 1 Signed to practice squad

### Johnson, Cornelius — WR

May 10 Signed  
Aug. 27 Waived  
Aug. 28 Signed to practice squad  
Sept. 3 Released from practice squad

### Johnson, Jaylen — WR

May 10 Signed  
Aug. 27 Waived  
Aug. 28 Signed to practice squad

### Johnson, Leon — WR

May 10 Signed  
Aug. 19 Waived

### Kendricks, Eric — LB

March 5 Released

### Kennedy, Robert — CB

May 10 Signed  
Aug. 27 Waived  
Aug. 28 Signed to practice squad  
Aug. 29 Released from practice squad

### Laing, Brent — C

Jan. 9 Signed to Reserve/Future contract  
Aug. 27 Waived

### Leatherwood, Alex — T

May 29 Signed  
Aug. 27 Waived  
Aug. 28 Signed to practice squad

### Lee, Shane — LB

May 10 Signed  
Aug. 27 Waived

### Linsley, Corey — C

June 5 Released

### Lynch, Blake — LB

Sept. 24 Signed to practice squad  
Sept. 28 Activated from practice squad (standard elevation)  
Sept. 30 Reverted to practice squad

### Mason, Ben — FB/TE

April 2 Signed  
Aug. 13 Waived/Injured

### Mason, Micheal — DL

May 10 Signed  
Aug. 22 Waived

### McConkey, Ladd — WR

June 20 Signed

### McLellan, Tyler — T

May 10 Signed  
Aug. 27 Placed on Reserve/Injured

### Molden, Elijah — DB

Aug. 29 Traded for from Tennessee

### Morris-Brash, Tre'Mon — OLB

May 10 Signed  
Aug. 27 Waived  
Aug. 28 Signed to practice squad

### Mustipher, Sam — C

Aug. 28 Signed to practice squad  
Sept. 28 Activated from practice squad (standard elevation)  
Sept. 30 Reverted to practice squad

### Niemann, Nick — LB

Aug. 27 Placed on Reserve/Injured and Designated for return from Reserve/Injured

### Okoye, CJ — DL

Jan. 9 Signed to Reserve/Future contract  
Aug. 27 Waived  
Aug. 28 Signed to practice squad

### Olatoke, Praise — WR

June 14 Signed  
Aug. 12 Waived

### Parham Jr., Donald — TE

Aug. 27 Released

### Patrick, Willis — G

May 10 Signed  
Aug. 27 Waived

### Patterson, Jaret — RB

Jan. 10 Signed to Reserve/Future contract  
Aug. 29 Waived  
Sept. 2 Signed to practice squad

### Perez, Luis — QB

Aug. 7 Signed  
Aug. 27 Waived

# 2024 TRANSACTIONS BY PLAYER

## Perryman, Denzel — LB

March 19 Signed

## Phillips, Jalyn — S

May 10 Signed

Aug. 16 Waived

Aug. 19 Signed

Aug. 27 Waived

## Quarterman, Shaquille — LB

Aug. 13 Signed

Aug. 27 Waived

Aug. 28 Signed to practice squad

Sept. 7 Activated from practice squad (standard elevation)

Sept. 9 Reverted to practice squad

Sept. 14 Activated from practice squad (standard elevation)

Sept. 16 Reverted to practice squad

Sept. 21 Activated from practice squad (standard elevation)

Sept. 23 Reverted to practice squad

## Reagor, Jalen — WR

Sept. 24 Signed to practice squad

## Rex, Isaac — TE

Aug. 22 Signed

Aug. 27 Waived

## Rice, Brenden — WR

May 10 Signed

## Rumph II, Chris — OLB

Aug. 27 Placed on Reserve/Injured

## Sarell, Foster — T

March 5 Extended exclusive rights tender

March 8 Re-signed

## Shelby, Ty — OLB

Aug. 27 Waived

## Shelton, Nehemiah — CB

Sept. 9 Signed to practice squad

Sept. 24 Released from practice squad

## Smith, Tyler — T

May 10 Signed

May 23 Waived

## Spiller, Isaiah — RB

Aug. 27 Waived

Aug. 28 Signed to practice squad

Sept. 2 Released from practice squad

## Stick, Easton — QB

March 16 Signed

## Still, Tarheeb — CB

May 10 Signed

## Tart, Teair — DL

Aug. 16 Signed

## Tomlinson, Eric — TE

Aug. 29 Signed to practice squad

Sept. 7 Signed to active roster

## Trainer, Andrew — T

March 12 Waived

## Uzodinma, Amechi — CB

March 12 Waived

## Vidal, Kimani — RB

May 10 Signed

## Wade, Shaun — CB

Sept. 3 Signed to practice squad

## Walton, Zamari — CB

May 10 Signed

Aug. 27 Waived

## Wilcox, Chris — CB

Jan. 9 Signed to Reserve/Future contract

Aug. 13 Waived

## Williams, Bucky — C/G

May 10 Signed

Aug. 27 Placed on Reserve/Injured

## Williams, Mike — WR

March 13 Released

## Wooden, Isaiah — WR

Aug. 12 Signed

Aug. 27 Waived

## Woods, JT — S


Aug. 28 Waived

# MEDIA INFORMATION



SoFi Stadium

## SEATING MAP



CHARGERS.COM

**GAME-DAY MEDIA PARKING:** Media attending Chargers home games have been assigned reserved areas to park at SoFi Stadium. All parking will be distributed electronically. As a reminder, parking is limited and is being provided as a courtesy.

**MEDIA ENTRANCE:** All credentialed media must enter through southeast media gate between entries 10 & 11 near Media Will Call and are subject to search procedures. Please be prepared to open all cases and bags for inspection by SoFi Stadium security personnel. All items will be inspected and tagged for security purposes. Please make sure bags are identifiable and limit carry-in items to only what is necessary. Please remove any security tags from prior games.

**PRESS WILL CALL**  
Press Will Call is located at the southeast media gate between entries 10 & 11.

**PRESS BOX**  
Media can access the press box by entering SoFi Stadium through the southeast media gate. Once on the concourse, turn left and walk along the concourse around the South end zone until reaching elevators in the southwest corner of the stadium. Take the elevators up to level 7 to access the press box.

**CHARGERS MEDIA SITE**  
[Chargers.com/media](https://chargers.com/media) is available to assist media with coverage leading up to each game of the 2024 season. The media site contains digital copies of all press materials. Credential requests on the site must be submitted by the sports director, sports editor or photo editor to be considered.

**CHARGERS GAME RELEASE**  
Stats and notes in Los Angeles Chargers Game Releases are found utilizing a variety of sources, including STATS LLC, Sportradar, Stathead and the Elias Sports Bureau.

## LOS ANGELES CHARGERS COMMUNICATIONS CONTACTS

NAME	TITLE	EMAIL
Josh Rupprecht	Senior Vice President, Communications & Brand Messaging	Josh.Rupprecht@Chargers.NFL.com
Jennifer Rojas	Vice President, Marketing Communications & Alumni Affairs	Jennifer.Rojas@Chargers.NFL.com
Lauren Georgeson	Senior Manager, Corporate Marketing & Communications	Lauren.Georgeson@Chargers.NFL.com
Brock Anderson	Senior Manager, Football Communications	Brock.Anderson@Chargers.NFL.com
Leonie Strehl	Senior Coordinator, Marketing Communications & Alumni Affairs	Leonie.Strehl@Chargers.NFL.com
Ricky Martinez	Coordinator, Football Communications	Ricky.Martinez@Chargers.NFL.com



***SUPPLEMENTAL  
STATS***

# ALL-TIME SERIES HISTORY

Franchise	REGULAR SEASON						POSTSEASON					PRESEASON		
	W	L	T	Pct.	PF	PA	W	L	Pct.	PF	PA	W	L	T
Arizona Cardinals <sup>1</sup>	11	4	0	.733	392	301	0	0	—			14	11	0
Atlanta Falcons	4	8	0	.333	170	247	0	0	—			4	2	0
Baltimore Ravens	5	9	0	.357	252	307	1	0	1.000	23	17	0	0	0
Buffalo Bills	24	12	2	.667	938	660	1	2	.333	27	57	0	1	0
Carolina Panthers	2	6	0	.250	135	171	0	0	—			0	0	0
Chicago Bears	7	7	0	.500	279	233	0	0	—			4	3	0
Cincinnati Bengals	22	14	0	.611	871	778	1	1	.500	34	37	0	0	0
Cleveland Browns <sup>2</sup>	19	9	1	.672	727	582	0	0	—			1	0	1
Dallas Cowboys	5	8	0	.385	295	296	0	0	—			9	8	0
Denver Broncos	55	72	1	.433	2,732	2,721	0	1	.000	17	24	5	2	0
Detroit Lions	7	6	0	.538	292	304	0	0	—			0	1	0
Green Bay Packers	2	11	0	.154	232	376	0	0	—			2	1	1
Houston Texans	6	3	0	.667	247	192	0	0	—			1	0	0
Indianapolis Colts <sup>3</sup>	18	10	0	.643	666	476	2	1	.667	71	76	2	2	0
Jacksonville Jaguars	9	4	0	.692	385	255	0	0	—			0	0	0
Kansas City Chiefs <sup>4</sup>	57	70	1	.449	2,607	2,861	1	0	1.000	17	0	5	2	0
Las Vegas Raiders <sup>5</sup>	59	68	2	.465	2,823	2,856	0	1	.000	27	34	7	7	0
Los Angeles Rams <sup>6</sup>	6	7	0	.462	344	335	0	0	—			20	19	0
Miami Dolphins	15	18	0	.455	753	738	2	2	.500	76	124	3	1	0
Minnesota Vikings	7	8	0	.467	358	369	0	0	—			3	11	1
New England Patriots <sup>7</sup>	15	24	2	.385	771	976	1	3	.250	112	96	5	2	0
New Orleans Saints	7	6	0	.538	350	264	0	0	—			4	6	0
New York Giants	8	5	0	.615	356	302	0	0	—			5	3	0
New York Jets <sup>8</sup>	24	12	1	.667	1,057	739	0	2	.000	31	37	4	2	1
Philadelphia Eagles	8	5	0	.615	262	266	0	0	—			3	1	0
Pittsburgh Steelers	9	24	0	.273	626	854	2	1	.667	72	76	1	2	0
San Francisco 49ers	8	7	0	.533	339	396	0	1	.000	26	49	22	27	0
Seattle Seahawks	25	27	0	.481	1,090	1,103	0	0	—			5	13	0
Tampa Bay Buccaneers	8	4	0	.667	331	250	0	0	—			0	0	0
Tennessee Titans <sup>9</sup>	28	16	1	.636	1,149	985	1	3	.250	50	57	7	3	0
Washington Commanders <sup>10</sup>	5	7	0	.417	259	284	0	0	—			1	0	0
<b>ALL-TIME TOTALS</b>	<b>485</b>	<b>491</b>	<b>11</b>	<b>.497</b>	<b>22,088</b>	<b>21,477</b>	<b>12</b>	<b>18</b>	<b>.400</b>	<b>583</b>	<b>684</b>	<b>137</b>	<b>127</b>	<b>4</b>

Note: Prior to 1972, tie games were not included in winning percentage.

- 1—Known as St. Louis Cardinals (1960-87) and Phoenix Cardinals (1988-93)
- 2—Did not play from 1996-98 after relocation to Baltimore, but rejoined as an expansion franchise in 1999
- 3—Known as Baltimore Colts (1960-83)
- 4—Known as Dallas Texans (1960-62)
- 5—Known as Los Angeles Rams (1960-94 and 2016-present) and St. Louis Rams (1995-2015)
- 6—Known as Boston Patriots (1960-70)
- 7—Known as Titans of New York (1960-62)
- 8—Known as Oakland Raiders (1960-81 and 1995-2019) and Los Angeles Raiders (1982-94)
- 9—Known as Houston Oilers (1960-96) and Tennessee Oilers (1997-98)
- 10—Known as Washington Redskins (1960-2019) and Washington Football Team (2020-21)

# THE LAST TIME . . .

Regular season in regular font | Postseason in italics

## RUSHING

### 200 Yards Rushing, Individual

CHARGERS — LaDainian Tomlinson, Dec. 28, 2003 vs. Oakland (243 yards)  
 OPPONENT — Adrian Peterson, Nov. 4, 2007 at Minnesota (296 yards)  
 CHARGERS — *Keith Lincoln, AFL Championship,*  
*Jan. 5, 1964 vs. Boston (206 yards)*  
 OPPONENT — *Never*

### 100 Yards Rushing, Individual

CHARGERS — **J.K. Dobbins, Sept. 15, 2024 at Carolina (131 yards)**  
 OPPONENT — Daivid Montgomery, Nov 12, 2023 vs. Detroit (116 yards)  
 CHARGERS — *Darren Sproles, AFC Wild Card,*  
*Jan. 3, 2009 vs. Indianapolis (105 yards)*  
 OPPONENT — *Sony Michel, AFC Divisional,*  
*Jan. 13, 2019 at New England (129 yards)*

### 100 Yards Rushing, One Half, Individual

CHARGERS — **J.K. Dobbins, Sept. 8, 2024 vs. Las Vegas (131 yards in second half)**  
 OPPONENT — Daivid Montgomery, Nov 12, 2023 vs. Detroit (102 yards in first half)  
 CHARGERS — *Keith Lincoln, AFL Championship,*  
*Jan. 5, 1964 vs. Boston (176 yards in first half)*  
 OPPONENT — *Sony Michel, AFC Divisional,*  
*Jan. 13, 2019 at New England (105 yards in first half)*

### Two 100-Yard Rushers

CHARGERS — Darren Sproles (122 yards) and LaDainian Tomlinson (116 yards)  
 Dec. 16, 2007, vs. Detroit  
 OPPONENT — Frank Gore (158 yards) and Colin Kaepernick (151 yards),  
 Dec. 20, 2014 at San Francisco  
 CHARGERS — *Never*  
 OPPONENT — *Never*

### Four Touchdowns Rushing, Individual

CHARGERS — LaDainian Tomlinson, Oct. 14, 2007 vs. Oak. (3, 27, 13, 41 yards)  
 OPPONENT — *Never*  
 CHARGERS — *Never*  
 OPPONENT — *Never*

### Three Touchdowns Rushing, Individual

CHARGERS — Melvin Gordon, Oct. 15, 2018, at Cleveland (4, 10, 11 yards)  
 OPPONENT — Darrel Young, Nov. 3, 2013 at Washington (1, 1, 4 yards)  
 CHARGERS — *Never*  
 OPPONENT — *Sony Michel, AFC Divisional,*  
*Jan. 13, 2019 at New England (1, 14, 5 yards)*

### Two Touchdowns Rushing, Individual

CHARGERS — Austin Ekeler, Nov. 6, 2023 at New York Jets (1, 2 yards)  
 OPPONENT — Josh Allen, Dec. 23, 2023 vs. Buffalo (2, 1 yard)  
 CHARGERS — *Darren Sproles, AFC Wild Card,*  
*Jan. 3, 2009 vs. Indianapolis (9, 22 yards)*  
 OPPONENT — *Sony Michel, AFC Divisional,*  
*Jan. 13, 2019 at New England (1, 14, 5 yards)*

## PASSING

### 500 Yards Passing, Individual

CHARGERS — Philip Rivers, Oct. 18, 2015 at Green Bay (503 yards)  
 OPPONENT — *Never*  
 CHARGERS — *Never*  
 OPPONENT — *Never*

### 400 Yards Passing, Individual

CHARGERS — Justin Herbert, Sept. 24, 2023 at Minnesota (405 yards)  
 OPPONENT — Patrick Mahomes, Oct. 22, 2023 at Kansas City (424 yards)  
 CHARGERS — *Dan Fouts, AFC Divisional,*  
*Jan. 2, 1982 at Miami (433 yards)*  
 OPPONENT — *Peyton Manning, AFC Divisional,*  
*Jan. 13, 2008 at Indianapolis (402 yards)*

### 300 Yards Passing, Individual

CHARGERS — Justin Herbert, Nov. 12, 2023 vs. Detroit (323 yards)  
 OPPONENT — Jordan Love, Nov. 19, 2023 at Green Bay (322 yards)  
 CHARGERS — *Philip Rivers, AFC Divisional,*  
*Jan. 13, 2019 at New England (331 yards)*  
 OPPONENT — *Tom Brady, AFC Divisional,*  
*Jan. 13, 2019 at New England (343 yards)*

### Six Touchdown Passes, Individual

CHARGERS — Dan Fouts, Nov. 22, 1981 at Oakland (12, 15, 29, 4, 5, 6 yards)  
 OPPONENT — *Never*  
 CHARGERS — *Never*  
 OPPONENT — *Never*

### Five Touchdown Passes, Individual

CHARGERS — Drew Brees, Oct. 31, 2004 vs. Oakland (17, 13, 23, 5, 1 yards)  
 OPPONENT — Tom Brady, Oct. 4, 2020 at Tampa Bay (3, 6, 28, 19, 9 yards)  
 CHARGERS — *Never*  
 OPPONENT — *Never*

### Four Touchdown Passes, Individual

CHARGERS — Justin Herbert, Nov. 12, 2023 vs. Detroit (29, 18, 1, 38 yards)  
 OPPONENT — Aidan O'Connell, Dec. 14, 2023 at Las Vegas (30, 22, 11, 20 yards)  
 CHARGERS — *Never*  
 OPPONENT — *Don Strock, AFC Divisional,*  
*Jan. 2, 1982 at Miami (1, 40, 15, 50 yards)*

### Three Touchdown Passes, Individual

CHARGERS — Justin Herbert, Nov. 12, 2023 vs. Detroit (29, 18, 1, 38 yards)  
 OPPONENT — Aidan O'Connell, Dec. 14, 2023 at Las Vegas (30, 22, 11, 20 yards)  
 CHARGERS — *Philip Rivers, AFC Divisional,*  
*Jan. 13, 2019 at New England (43, 1, 8 yards)*  
 OPPONENT — *Peyton Manning, AFC Divisional,*  
*Jan. 13, 2008 at Indianapolis (25, 9, 55 yards)*

### Six Interceptions Thrown, Individual

CHARGERS — Ed Luther, Oct. 31, 1983 vs. Washington  
 OPPONENT — Peyton Manning, Nov. 11, 2007 vs. Indianapolis  
 CHARGERS — *Never*  
 OPPONENT — *Never*

### Five Interceptions Thrown, Individual

CHARGERS — Craig Whelihan, Dec. 13, 1998 at Seattle  
 OPPONENT — Nathan Peterman, Nov. 19, 2017 vs. Buffalo  
 CHARGERS — *Dan Fouts, AFC Second Round, Jan. 16, 1983 at Miami*  
 OPPONENT — *George Blanda, AFL Championship,*  
*Dec. 24, 1961 vs. Houston Oilers*

### Four Interceptions Thrown, Individual

CHARGERS — Philip Rivers, Nov. 18, 2019 vs. Kansas City in Mexico City, Mexico  
 OPPONENT — Nathan Peterman, Nov. 19, 2017 vs. Buffalo  
 CHARGERS — *Stan Humphries, AFC Wild Card, Dec. 31, 1995 vs. Indianapolis*  
 OPPONENT — *George Blanda, AFL Championship,*  
*Dec. 24, 1961 vs. Houston Oilers*

## RECEIVING

### 10 or More Receptions, Individual

CHARGERS — Keenan Allen, Nov. 26, 2023 vs. Baltimore (14 receptions)  
OPPONENT — Cole Kmet, Oct. 29, 2023 vs. Chicago (10 receptions)  
CHARGERS — *Ronnie Harmon, AFC Wild Card,*  
*Dec. 31, 1995 vs. Indianapolis (10 receptions)*  
OPPONENT — *James White, AFC Divisional,*  
*Jan. 13, 2019 at New England (15 receptions)*

### 200 Yards Receiving, Individual

CHARGERS — Keenan Allen, Sept. 24, 2023 at Minnesota (215 yards)  
OPPONENT — Tyreek Hill, Sept. 10, 2023 vs. Miami (215 yards)  
CHARGERS — *Never*  
OPPONENT — *Never*

### 100 Yards Receiving, Individual

CHARGERS — Joshua Palmer, Dec. 14, 2023 at Las Vegas (113 yards)  
OPPONENT — Gabe Davis, Dec. 23, 2023 vs. Buffalo (130 yards)  
CHARGERS — *Keenan Allen, AFC Divisional,*  
*Jan. 12, 2014 at Denver (142 yards)*  
OPPONENT — *Julian Edelman, AFC Divisional,*  
*Jan. 13, 2019 at New England (151 yards)*

### 100 Yards Receiving, One Half, Individual

CHARGERS — Joshua Palmer, Dec. 14, 2023 at Las Vegas  
(113 yards in second half)  
OPPONENT — Travis Kelce, Oct. 22, 2023 at Kansas City  
(143 yards in first half)  
CHARGERS — *Keenan Allen, AFC Divisional,*  
*Jan. 12, 2014 at Denver (142 yards in second half)*  
OPPONENT — *Julian Edelman, AFC Divisional,*  
*Jan. 13, 2019 at New England (107 yards in first half)*

### Two 100-Yard Receivers

CHARGERS — Keenan Allen (215 yards) and Mike Williams (121 yards),  
Sept. 24, 2023 at Minnesota  
OPPONENT — Travis Kelce (191 yards) and Tyreek Hill (148 yards),  
Dec. 16, 2021 vs. Kansas City  
CHARGERS — *Chris Chambers (133 yards) and Vincent Jackson (114 yards),*  
*AFC Wild Card, Jan. 6, 2008*  
OPPONENT — *Tony Nathan (114 yards) and Duriel Harris (106 yards),*  
*AFC Divisional, Jan. 2, 1982*

### Five Touchdown Receptions, Individual

CHARGERS — Kellen Winslow, Nov. 22, 1981 at Oakland (15, 29, 4, 5, 3 yards)  
OPPONENT — *Never*  
CHARGERS — *Never*  
OPPONENT — *Never*

### Four Touchdown Receptions, Individual

CHARGERS — Kellen Winslow, Nov. 22, 1981 at Oakland (15, 29, 4, 5, 3 yards)  
OPPONENT — Daryl Turner, Sept. 15, 1985 vs. Seattle (34, 15, 30, 7 yards)  
CHARGERS — *Never*  
OPPONENT — *Never*

### Three Touchdown Receptions, Individual

CHARGERS — Danny Woodhead, Dec. 20, 2015 vs. Miami (20, 9, 9 yards)  
OPPONENT — Travis Kelce, Nov. 20, 2022 vs. Kansas City (4, 32, 17 yards)  
CHARGERS — *Never*  
OPPONENT — *Jerry Rice, Super Bowl XXIX at Joe Robbie Stadium,*  
*Jan. 29, 1995 vs. San Francisco (44, 15, 7 yards)*

### Two Touchdown Receptions, Individual

CHARGERS — **Quentin Johnston, Sept. 15, 2024 at Carolina (29, 5 yards)**  
OPPONENT — Tre Tucker, Dec. 14, 2023 at Las Vegas (30, 20 yards)  
CHARGERS — *Keenan Allen, AFC Divisional,*  
*Jan. 12, 2014 at Denver (16, 16 yards)*  
OPPONENT — *Michael Crabtree, AFC Wild Card,*  
*Jan. 6, 2019 at Baltimore (31, 7 yards)*

## COMBINATION

### 100 Yards Rushing and Receiving, Individual

CHARGERS — Austin Ekeler, Dec. 8, 2019 at Jacksonville  
(101 yards rushing, 112 yards receiving)  
OPPONENT — Essex Johnson, Sept. 30, 1973 vs. Cincinnati  
(121 yards rushing, 116 yards receiving)  
CHARGERS — *Keith Lincoln, AFC Championship, Jan. 5, 1964 vs. Boston*  
*(206 yards rushing, 123 yards receiving)*  
OPPONENT — *Never*

### 300-Yard Passer, 100-Yard Rusher and 100-Yard Receiver

CHARGERS — Philip Rivers (314 yards passing),  
Austin Ekeler (101 yards rushing),  
Austin Ekeler (112 yards receiving),  
Dec. 8, 2019 at Jacksonville  
OPPONENT — Patrick Mahomes (329 yards passing),  
Isiah Pacheco (107 yards rushing),  
Travis Kelce (115 yards receiving),  
Nov. 20, 2022 vs. Kansas City  
CHARGERS — *Dan Fouts (333 yards passing),*  
*Chuck Muncie (126 yards rushing),*  
*Wes Chandler (124 yards receiving),*  
*Kellen Winslow (102 yards receiving),*  
*AFC Wild Card, Jan. 9, 1983 at Pittsburgh*  
OPPONENT — *Tom Brady (343 yards passing),*  
*Sony Michel (129 yards rushing),*  
*Julian Edelman (151 yards receiving),*  
*AFC Divisional, Jan. 13, 2019 at New England*

## INTERCEPTIONS

### Four Interceptions, Individual

CHARGERS — *Never*  
OPPONENT — Kwamie Lassiter, Dec. 27, 1998 at Arizona (4 interceptions)  
CHARGERS — *Never*  
OPPONENT — *Vernon Perry, AFC Divisional,*  
*Dec. 29, 1979 vs. Houston Oilers (4 interceptions)*

### Three Interceptions, Individual

CHARGERS — Antonio Cromartie, Nov. 11, 2007 vs. Indianapolis (3 interceptions)  
OPPONENT — Kwamie Lassiter, Dec. 27, 1998 at Arizona (4 interceptions)  
CHARGERS — *Never*  
OPPONENT — *Vernon Perry, AFC Divisional,*  
*Dec. 29, 1979 vs. Houston Oilers (4 interceptions)*

### Two Interceptions, Individual

CHARGERS — Kyzir White, Oct. 17, 2021 at Baltimore (2 interceptions)  
OPPONENT — Patrick Surtain II, Nov. 28, 2021 at Denver (2 interceptions)  
CHARGERS — *Glen Edwards, AFC Divisional,*  
*Jan. 3, 1981 vs. Buffalo (2 interceptions)*  
OPPONENT — *Jason Belser, AFC Wild Card,*  
*Dec. 31, 1995 vs. Indianapolis (2 interceptions)*

### Interception Returned for Touchdown

CHARGERS — Bryce Callahan, Dec. 4, 2022 at Las Vegas  
(26 yards of Derek Carr)  
OPPONENT — Jack Jones, Dec. 14, 2023 at Las Vegas  
(16 yards of Easton Stick)  
CHARGERS — *Never*  
OPPONENT — *Never*

## SACKS

### Six Sacks, Individual

CHARGERS — Khalil Mack, Oct. 1, 2023 vs. Las Vegas (6.0 sacks)  
OPPONENT — Never  
CHARGERS — Never  
OPPONENT — Never

### Five Sacks, Individual

CHARGERS — Khalil Mack, Oct. 1, 2023 vs. Las Vegas (6.0 sacks)  
OPPONENT — Never  
CHARGERS — Never  
OPPONENT — Never

### Four-and-One-Half Sacks, Individual

CHARGERS — Khalil Mack, Oct. 1, 2023 vs. Las Vegas (6.0 sacks)  
OPPONENT — Hugh Douglas, Oct. 18, 1998 vs. Philadelphia (4.5 sacks)  
CHARGERS — Never  
OPPONENT — Never

### Four Sacks, Individual

CHARGERS — Khalil Mack, Oct. 1, 2023 vs. Las Vegas (6.0 sacks)  
OPPONENT — Justin Houston, Dec. 28, 2014 at Kansas City (4.0 sacks)  
CHARGERS — Never  
OPPONENT — Never

### Three-and-One-Half Sacks, Individual

CHARGERS — Khalil Mack, Oct. 1, 2023 vs. Las Vegas (6.0 sacks)  
OPPONENT — Justin Houston, Dec. 28, 2014 at Kansas City (3.5 sacks)  
CHARGERS — Never  
OPPONENT — Never

### Three Sacks, Individual

CHARGERS — Khalil Mack, Oct. 1, 2023 vs. Las Vegas (6.0 sacks)  
OPPONENT — Chandler Jones, Dec. 4, 2022 at Las Vegas (3.0 sacks)  
CHARGERS — Never  
OPPONENT — Never

### Two-and-One-Half Sacks, Individual

CHARGERS — Joey Bosa, Nov. 6, 2023 at New York Jets (2.5 sacks)  
OPPONENT — Chandler Jones, Dec. 4, 2022 at Las Vegas (3.0 sacks)  
CHARGERS — *Burt Grossman, AFC Wild Card,*  
*Jan. 2, 1993 vs. Kansas City (2.5 sacks)*  
OPPONENT — Never

### Two Sacks, Individual

CHARGERS — **Bud Dupree, Sept. 29, 2024 vs. Kansas City (2.0 sacks)**  
OPPONENT — **Chris Jones, Sept. 29, 2024 vs. Kansas City (2.0 sacks)**  
CHARGERS — *Melvin Ingram, AFC Wild Card,*  
*Jan. 6, 2019 at Baltimore (2.0 sacks)*  
OPPONENT — *Shaun Phillips, AFC Divisional,*  
*Jan. 12, 2014 at Denver (2.0 sacks)*

## TOUCHDOWNS

### Five Touchdowns, Individual

CHARGERS — Kellen Winslow, Nov. 22, 1981 at Oakland  
(15-, 29-, 4-, 5-, 3-yard receptions)  
OPPONENT — Never  
CHARGERS — Never  
OPPONENT — Never

### Four Touchdowns, Individual

CHARGERS — Austin Ekeler, Nov. 21, 2021 vs. Pittsburgh  
(10-, 17-yard receptions; 6-, 5-yard runs)  
OPPONENT — Harvey Williams, Nov. 16, 1997, vs. Oakland  
(8-, 32-yard receptions; 1-, 1-yard runs)  
CHARGERS — Never  
OPPONENT — Never

### Three Touchdowns, Individual

CHARGERS — Austin Ekeler, Oct. 2, 2022 at Houston  
(14-yard receptions; 10-, 20-yard runs)  
OPPONENT — Travis Kelce, Nov. 20, 2022 vs. Kansas City  
(4-, 32-, 17-yard receptions)  
CHARGERS — Never  
OPPONENT — *Sony Michel, AFC Divisional,*  
*Jan. 13, 2019 at New England (1-, 14-, 5-yard runs)*

## FIELD GOALS AND PATS

### Six Field Goals Made, Individual

CHARGERS — Greg Davis, Oct. 5, 1997 at Oakland  
(30, 22, 38, 43, 33, 33 yards)  
OPPONENT — Phil Dawson, Nov. 5, 2006 vs. Cleveland  
(37, 20, 42, 30, 36, 35 yards)  
CHARGERS — Never  
OPPONENT — Never

### Five Field Goals Made, Individual

CHARGERS — Cameron Dicker, Dec. 23, 2023 vs. Buffalo  
(20, 40, 47, 45, 53 yards)  
OPPONENT — Daniel Carlson, Jan. 9, 2022 at Las Vegas  
(24, 31, 52, 40, 47 yards)  
CHARGERS — *Michael Badgley, AFC Wild Card,*  
*Jan. 6, 2019 at Baltimore (21, 53, 40, 34, 47 yards)*  
OPPONENT — Never

### Four Field Goals Made, Individual

CHARGERS — Cameron Dicker, Jan. 7, 2024 vs. Kansas City  
(49, 40, 43, 20 yards)  
OPPONENT — Daniel Carlson, Jan. 9, 2022 at Las Vegas  
(24, 31, 52, 40, 47 yards)  
CHARGERS — *Michael Badgley, AFC Wild Card,*  
*Jan. 6, 2019 at Baltimore (21, 53, 40, 34, 47 yards)*  
OPPONENT — Never

### 50-Yard Field Goal, Individual

CHARGERS — **Cameron Dicker, Sept. 29, 2024 vs. Kansas City (50 yards)**  
OPPONENT — Jason Sanders, Dec. 11, 2022 vs. Miami (55 yards)  
CHARGERS — *Michael Badgley, AFC Wild Card,*  
*Jan. 6, 2019 at Baltimore (53 yards)*  
OPPONENT — *Stephen Gostkowski, AFC Divisional,*  
*Jan. 14, 2007 vs. New England (50 yards)*

### Blocked Field Goal Attempt

CHARGERS — Joe Gaziano, Dec. 4, 2022 at Las Vegas  
(52-yard Daniel Carlson attempt)  
OPPONENT — Zack Allen, Dec. 31, 2023 at Denver  
(50-yard Cameron Dicker attempt)  
CHARGERS — *Leroy Jones, AFC Divisional, Jan. 2, 1982 at Miami*  
*(34-yard Uwe von Schamann attempt)*  
OPPONENT — Never

### Two-Point Conversion

CHARGERS — Trey Pipkins III pass from Justin Herbert,  
Sept. 17, 2023 at Tennessee  
OPPONENT — Clyde Edwards-Helaire pass from Patrick Mahomes,  
Dec. 16, 2021 vs. Kansas City  
CHARGERS — *Keenan Allen pass from Philip Rivers, AFC Divisional,*  
*Jan. 13, 2019 at New England*  
OPPONENT — *Kevin Faulk run, AFC Divisional,*  
*Jan. 14, 2007 vs. New England*

### Point After Touchdown Missed

CHARGERS — **Cameron Dicker, Sept. 15, 2024 at Carolina**  
**(First attempt, wide left)**  
OPPONENT — Anders Carlson, Nov. 19, 2023 at Green Bay  
(Second attempt, wide right)  
CHARGERS — *Rolf Benirschke, AFC Second Round,*  
*Jan. 16, 1993 at Miami (First attempt, wide right)*  
OPPONENT — Never

### Blocked Point After Touchdown

CHARGERS — Isaac Rochell, Sept. 27, 2020 vs. Carolina  
(Joey Slye, first attempt)  
OPPONENT — Denico Autry, Dec. 31, 2017 vs. Oakland  
(Nick Rose, third attempt)  
CHARGERS — Never  
OPPONENT — Never

## PUNTING

### 80-Yard Punt

CHARGERS — JK Scott, Dec. 11, 2023 vs. Denver (83 yards)  
OPPONENT — Dustin Colquitt, Dec. 2, 2007 at Kansas City (81 yards)  
CHARGERS — *Never*  
OPPONENT — *Never*

### 70-Yard Punt

CHARGERS — JK Scott, Dec. 11, 2023 vs. Denver (83 yards)  
OPPONENT — Bryce Baringer, Dec. 3, 2023 at New England (70 yards)  
CHARGERS — *Never*  
OPPONENT — *Ray Guy, AFC Championship, Jan. 11, 1981 vs. Oakland (71 yards)*

### 60-Yard Punt

CHARGERS — **JK Scott, Sept. 22, 2024 at Pittsburgh (63 yards)**  
OPPONENT — **Johnny Hekker, Sept. 15, 2024 at Carolina (64 yards)**  
CHARGERS — *Mike Scifres, AFC Divisional, Jan. 12, 2014 at Denver (62 yards)*  
OPPONENT — *Hunter Smith, AFC Wild Card, Jan. 3, 2009 vs. Indianapolis (63 yards)*

### Blocked Punt

CHARGERS — Jerry Attaochu of Drew Butler, Sept. 8, 2014 at Arizona  
OPPONENT — Miles Killebrew of Ty Long, Nov. 21, 2021 vs. Pittsburgh  
CHARGERS — *Never*  
OPPONENT — *Lou Piccone of Rick Partridge, AFC Divisional, Jan. 3, 1981 vs. Buffalo*

### 10 or More Punts, Individual

CHARGERS — Drew Kaser, Nov. 12, 2017 at Jacksonville (10 punts for 485 yards)  
OPPONENT — Chad Stanley, Sept. 15, 2002 vs. Houston (10 punts for 406 yards)  
CHARGERS — *Never*  
OPPONENT — *Never*

### No Punts

CHARGERS — Dec. 26, 2021 at Houston  
OPPONENT — Sept. 19, 2010 vs. Jacksonville  
CHARGERS — *Never*  
OPPONENT — *AFC Divisional, Jan. 12, 2014 at Denver*

## OTHER SPECIAL TEAMS

### Kickoff Returned for Touchdown

CHARGERS — Andre Roberts, Jan. 2, 2022 vs. Denver (101 yards)  
OPPONENT — Mecole Hardman, Dec. 29, 2019 at Kansas City (104 yards)  
CHARGERS — *Andre Coleman, Super Bowl XXIX at Joe Robbie Stadium, Jan. 29, 1995 vs. San Francisco (98 yards)*  
OPPONENT — *Never*

### Punt Returned for Touchdown

CHARGERS — Derius Davis, Nov. 6, 2023 at New York Jets (87 yards)  
OPPONENT — Gunner Olszewski, Dec. 6, 2020, vs. New England (70 yards)  
CHARGERS — *Wes Chandler, AFC Divisional, Jan. 2, 1982 at Miami (58 yards)*  
OPPONENT — *Santonio Holmes, AFC Divisional, Jan. 11, 2009 at Pittsburgh (67 yards)*

### Blocked Punt Returned for Touchdown

CHARGERS — Jacob Hester, Oct. 25, 2009 at Kansas City (Recovered own blocked Dustin Colquitt punt in end zone)  
OPPONENT — Daniel Thomas, Oct. 25, 2020 vs. Jacksonville (Recovered own blocked Ty Long punt, returned recovery 16 yards)  
CHARGERS — *Never*  
OPPONENT — *Never*

### Recovered Own Onside Kick Attempt

CHARGERS — Darrell Stuckey of Nick Novak kick, Nov. 18, 2012 at Denver  
OPPONENT — Keion Crossen of Riley Dixon kick, Dec. 12, 2021 vs. New York Giants  
CHARGERS — *Richard Marshall of Nick Novak kick, AFC Divisional, Jan. 12, 2014 at Denver*  
OPPONENT — *Never*

## OTHER DEFENSE

### Shutout Posted

CHARGERS — Dec. 3, 2023 at New England (6-0 Chargers win)  
OPPONENT — Dec. 6, 2020 vs. New England (45-0, Patriots win)  
CHARGERS — *AFC Wild Card, Jan. 2, 1993 vs. Kansas City (Chargers win, 17-0)*  
OPPONENT — *AFC Divisional, Jan. 10, 1993 at Miami (Dolphins win, 31-0)*

### Fumble Returned for Touchdown

CHARGERS — Tevaughn Campbell, Dec. 5, 2021 at Cincinnati (61 yards)  
OPPONENT — Mike Edwards, Jan. 7, 2024 vs. Kansas City (97 yards)  
CHARGERS — *Never*  
OPPONENT — *Guy Ruff, AFC Wild Card, Jan. 9, 1983 at Pittsburgh (Recovered opening kickoff fumble in end zone)*

### Safety Scored

CHARGERS — Oct. 23, 2022 vs. Seattle (Kenneth Walker III tackled by Sebastian Joseph-Day and Troy Reeder in end zone)  
OPPONENT — Nov. 22, 2020 vs. N.Y. Jets (Ty Long ran out of bounds out of the back of the end zone)  
CHARGERS — *AFC Divisional, Jan. 8, 1995 vs. Miami (Bernie Parmalee tackled in end zone by Reuben Davis)*  
OPPONENT — *Never*

## MISCELLANEOUS

### No Penalties

CHARGERS — Oct. 9, 2011 at Denver (Chargers win, 29-24)  
OPPONENT — Dec. 4, 2005 vs. Oakland (Raiders win, 34-10)  
CHARGERS — *Never*  
OPPONENT — *AFC Divisional, Jan. 10, 1993 at Miami (Dolphins win, 31-0)*

### Game Without Touchdown

CHARGERS — Jan. 7, 2024 vs. Kansas City (Chiefs win, 13-12)  
OPPONENT — **Sept. 15, 2024 at Carolina (Chargers win, 26-3)**  
CHARGERS — *AFC Championship, Jan. 20, 2008 at New England (Patriots win, 21-12)*  
OPPONENT — *AFC Wild Card, Jan. 6, 2008 vs. Tennessee (Chargers win, 17-6)*

### 50 Points, Game

CHARGERS — Nov. 19, 2017 vs. Buffalo (Chargers win, 54-24)  
OPPONENT — Dec. 14, 2023 at Las Vegas (Raiders win, 63-21)  
CHARGERS — *AFL Championship, Jan. 5, 1964 vs. Boston (Chargers win, 51-10)*  
OPPONENT — *Never*

### 40 Points, Game

CHARGERS — Dec. 5, 2021 at Cincinnati (Chargers win, 41-22)  
OPPONENT — Dec. 14, 2023 at Las Vegas (Raiders win, 63-21)  
CHARGERS — *AFC Divisional, Jan. 2, 1982 at Miami (Chargers win, 41-38)*  
OPPONENT — *AFC Divisional, Jan. 13, 2019 at New England (Patriots win, 41-28)*

### 600 Yards Total Offense, Game

CHARGERS — Dec. 20, 1982 vs. Cincinnati (661 yards)  
OPPONENT — Oct. 1, 2000 at St. Louis (614 yards)  
CHARGERS — *AFL Championship, Jan. 5, 1964 vs. Boston (610 yards)*  
OPPONENT — *Never*

### 500 Yards Total Offense, Game

CHARGERS — Dec. 8, 2019 at Jacksonville (525 yards)  
OPPONENT — Nov. 12, 2023 vs. Detroit (533 yards)  
CHARGERS — *AFC Divisional, Jan. 2, 1982 at Miami (564 yards)*  
OPPONENT — *Never*

# WEEKLY RANKINGS

## 2024 WEEKLY NFL RANKINGS

Week	Opp.	Offense			Defense		
		Total	Rush	Pass	Total	Rush	Pass
1	LV	13	5	23	15	4	25
2	at Car	12	2	28	2	6	6
3	at Pit	25	7	31	6	6	10
4	KC	28	11	31	7	5	12
5	BYE	29	9	31	5	6	10
6	at Den						
7	at Ari						
8	NO						
9	at Cle						
10	Ten						
11	Cin						
12	Bal						
13	at Atl						
14	at KC						
15	TB						
16	Den						
17	at NE						
18	at LV						
<b>Chargers in 2023</b>		<b>18</b>	<b>25</b>	<b>13</b>	<b>28</b>	<b>17</b>	<b>30</b>
<b>Chargers in 2022</b>		<b>9</b>	<b>30</b>	<b>3</b>	<b>20</b>	<b>28</b>	<b>7</b>
<b>Chargers in 2021</b>		<b>4</b>	<b>21</b>	<b>T-2</b>	<b>23</b>	<b>30</b>	<b>12</b>
<b>Chargers in 2020</b>		<b>9</b>	<b>18</b>	<b>6</b>	<b>10</b>	<b>18</b>	<b>9</b>
<b>Chargers in 2019</b>		<b>10</b>	<b>28</b>	<b>6</b>	<b>6</b>	<b>18</b>	<b>5</b>
<b>Chargers in 2018</b>		<b>11</b>	<b>15</b>	<b>10</b>	<b>9</b>	<b>9</b>	<b>9</b>
<b>Chargers in 2017</b>		<b>4</b>	<b>24</b>	<b>1</b>	<b>15</b>	<b>31</b>	<b>3</b>
<b>Chargers in 2016</b>		<b>14</b>	<b>26</b>	<b>8</b>	<b>16</b>	<b>10</b>	<b>20</b>
<b>Chargers in 2015</b>		<b>9</b>	<b>31</b>	<b>4</b>	<b>20</b>	<b>27</b>	<b>T-14</b>
<b>Chargers in 2014</b>		<b>18</b>	<b>30</b>	<b>10</b>	<b>9</b>	<b>26</b>	<b>4</b>
<b>Chargers in 2013</b>		<b>5</b>	<b>13</b>	<b>4</b>	<b>23</b>	<b>12</b>	<b>29</b>
<b>Chargers in 2012</b>		<b>31</b>	<b>27</b>	<b>24</b>	<b>9</b>	<b>6</b>	<b>18</b>
<b>Chargers in 2011</b>		<b>6</b>	<b>16</b>	<b>6</b>	<b>16</b>	<b>20</b>	<b>13</b>
<b>Chargers in 2010</b>		<b>1</b>	<b>15</b>	<b>2</b>	<b>1</b>	<b>4</b>	<b>1</b>
<b>Chargers in 2009</b>		<b>10</b>	<b>31</b>	<b>5</b>	<b>16</b>	<b>20</b>	<b>11</b>
<b>Chargers in 2008</b>		<b>11</b>	<b>20</b>	<b>7</b>	<b>25</b>	<b>11</b>	<b>31</b>
<b>Chargers in 2007</b>		<b>20</b>	<b>7</b>	<b>26</b>	<b>14</b>	<b>16</b>	<b>14</b>
<b>Chargers in 2006</b>		<b>4</b>	<b>2</b>	<b>16</b>	<b>10</b>	<b>7</b>	<b>13</b>
<b>Chargers in 2005</b>		<b>10</b>	<b>9</b>	<b>12</b>	<b>13</b>	<b>1</b>	<b>28</b>
<b>Chargers in 2004</b>		<b>10</b>	<b>6</b>	<b>16</b>	<b>18</b>	<b>3</b>	<b>31</b>
<b>Chargers in 2003</b>		<b>14</b>	<b>6</b>	<b>19</b>	<b>27</b>	<b>T-25</b>	<b>21</b>
<b>Chargers in 2002</b>		<b>16</b>	<b>8</b>	<b>22</b>	<b>30</b>	<b>11</b>	<b>32</b>

## 2024 REGULAR-SEASON RANKINGS

### LOS ANGELES CHARGERS (Team)

Category	NFL	AFC
Turnover Margin (5).....	T-3	2
Points Scored (17.0) .....	28	13
Points Allowed (12.5) .....	1	1
Total Offense (263.8) .....	29	13
Rushing (127.8) .....	9	3
Passing (136.0) .....	31	15
Total Defense (282.5) .....	5	5
vs. Rush (94.0) .....	6	4
vs. Pass (188.5) .....	10	7
Third-Down Offense (36.36%).....	21	8
Third-Down Defense (39.29%) .....	20	10
Red-Zone Offense (44.44%) .....	T-24	T-11
Red-Zone Defense (28.57%) .....	2	1

### LOS ANGELES CHARGERS (Individual)

Category	NFL	AFC
<b>Passing</b>		
Rating: Justin Herbert (96.3).....	12	7
Yards: Justin Herbert (578) .....	31	15
Touchdowns: Justin Herbert (5) .....	T-17	T-8
<b>Rushing</b>		
Attempts: J.K. Dobbins (56) .....	T-22	T-9
Yards: J.K. Dobbins (342).....	13	5
Touchdowns: J.K. Dobbins (2).....	T-20	T-7
<b>Receiving</b>		
Receptions: Ladd McConkey (15) .....	T-83	T-37
Yards: Ladd McConkey (176) .....	73	34
Touchdowns: Quentin Johnston (3) .....	T-6	T-3
<b>Defense</b>		
Total Tackles: Daiyan Henley (33) .....	T-50	T-22
Solo Tackles: Daiyan Henley/Denzel Perryman (22) ..	T-41	T-20
INTs: Four tied (1) .....	T-18	T-7
Sacks: Khalil Mack (2.5) .....	T-39	T-18

## GAME-BY-GAME STARTERS

### OFFENSIVE STARTERS

		WR	WR	TE	LT	LG	C	RG	RT	QB	RB	3WR	FB	2TE
Sept. 8	LV	J.Palmer	L.McConkey	W.Dissly	R.Slater	Z.Johnson	B.Bozeman	T.Pipkins	J.Alt	J.Herbert	G.Edwards	—	S.Matlock	—
Sept. 15	at Car	D.Davis	Q.Johnston	H.Hurst	R.Slater	Z.Johnson	B.Bozeman	T.Pipkins	J.Alt	J.Herbert	J.Dobbins	—	—	W.Dissly
Sept. 22	at Pit	L.McConkey	Q.Johnston	W.Dissly	R.Slater	Z.Johnson	B.Bozeman	T.Pipkins	J.Alt	J.Herbert	J.Dobbins	—	S.Matlock	—
Sept. 29	KC	L.McConkey	Q.Johnston	W.Dissly	J.Salyer	Z.Johnson	C.Bozeman	S.Mustipher	T.Pipkins	J.Herbert	J.Dobbins	—	S.Matlock	—
Oct. 13	at Den													
Oct. 21	at Ari													
Oct. 27	NO													
Nov. 3	at Cle													
Nov. 10	Ten													
Nov. 17	Cin													
Nov. 25	Bal													
Dec. 1	at Atl													
Dec. 8	at KC													
Dec. 15	TB													
Dec. 22	Den													
TBD	at NE													
TBD	at LV													

### DEFENSIVE STARTERS

		OLB	DL	DL	DL	OLB	LB	LB	CB	CB	S	S	3CB	3S
Sept. 8	LV	K.Mack	P.Ford	O.Ogbonnia	—	J.Bosa	D.Henley	D.Perryman	K.Fulton	A.Samuel	D.James	A.Gilman	J.Taylor	—
Sept. 15	at Car	K.Mack	P.Ford	O.Ogbonnia	—	J.Bosa	D.Henley	D.Perryman	K.Fulton	A.Samuel	D.James	E.Molden	J.Taylor	—
Sept. 22	at Pit	K.Mack	P.Ford	O.Ogbonnia	—	J.Bosa	D.Henley	D.Perryman	K.Fulton	A.Samuel	D.James	A.Gilman	—	E.Molden
Sept. 29	KC	K.Mack	P.Ford	O.Ogbonnia	—	T.Tuipulotu	D.Henley	D.Perryman	K.Fulton	A.Samuel	E.Molden	A.Gilman	J.Taylor	—
Oct. 13	at Den													
Oct. 21	at Ari													
Oct. 27	NO													
Nov. 3	at Cle													
Nov. 10	Ten													
Nov. 17	Cin													
Nov. 25	Bal													
Dec. 1	at Atl													
Dec. 8	at KC													
Dec. 15	TB													
Dec. 22	Den													
TBD	at NE													
TBD	at LV													

## WEEKLY INACTIVES

Sept. 8	Las Vegas:	Taylor Heinicke, Tarheeb Still, Kimani Vidal, Jordan McFadden, Brenden Rice, Justin Eboigbe.
Sept. 15	at Carolina:	Taylor Heinicke, Tarheeb Still, Kimani Vidal, Alohi Gilman, Jordan McFadden, Brenden Rice, Justin Eboigbe.
Sept. 22	at Pittsburgh:	Joshua Palmer, Junior Colson, Tarheeb Still, Kimani Vidal, Jordan McFadden, Justin Eboigbe.
Sept. 29	Kansas City:	Junior Colson, Kimani Vidal, Deane Leonard, Ja'Sir Taylor, Rashawn Slater, Joe Alt, Joey Bosa.
Oct. 13	at Denver:	
Oct. 21	at Arizona:	
Oct. 27	New Orleans:	
Nov. 3	at Cleveland:	
Nov. 10	Tennessee:	
Nov. 17	Cincinnati:	
Nov. 25	Baltimore:	
Dec. 1	at Atlanta:	
Dec. 8	at Kansas City:	
Dec. 15	Tampa Bay:	
Dec. 22	Denver:	
TBD	at New England:	
TBD	at Las Vegas:	

### SEASON TOTALS

Name	No.	Name	No.
Kimani Vidal	4	Deane Leonard	1
Justin Eboigbe	3	Joshua Palmer	1
Jordan McFadden	3	Ja'Sir Taylor	1
Tarheeb Still	3	Rashawn Slater	1
Junior Colson	2		
Taylor Heinicke	2		
Brenden Rice	2		
Joe Alt	1		
Joey Bosa	1		
Alohi Gilman	1		



# CHARGERS AND OPPONENT WEEKLY LEADERS

## REGULAR-SEASON WEEKLY LEADERS, LOS ANGELES CHARGERS

		Scoring	Pass Yds.	Carries	Rush Yds.	Catches	Rec. Yds.	Tackles (Solo)	Sacks
Sept. 8	Las Vegas:	Dicker 10	Herbert 144	Edwards 11	Dobbins 135	McConkey 5	McConkey 39	Two Tied 7 (6)	Mack 1.5
Sept. 15	at Carolina:	Johnston 12	Herbert 130	Edwards 18	Dobbins 131	Johnston 5	Johnston 51	Henley 9 (5)	Two tied 1.0
Sept. 22	at Pittsburgh:	Johnston 6	Herbert 125	Dobbins 15	Dobbins 44	Three Tied 3	McConkey 44	Henley 12 (9)	Two tied 1.0
Sept. 29	Kansas City:	McConkey 6	Herbert 179	Dobbins 14	Dobbins 32	McConkey 5	McConkey 67	Two Tied 8	Dupree 2.0
Oct. 13	at Denver:								
Oct. 21	at Arizona:								
Oct. 27	New Orleans:								
Nov. 3	at Cleveland:								
Nov. 10	Tennessee:								
Nov. 17	Cincinnati:								
Nov. 25	Baltimore:								
Dec. 1	at Atlanta:								
Dec. 8	at Kansas City:								
Dec. 15	Tampa Bay:								
Dec. 22	Denver:								
TBD	at New England:								
TBD	at Las Vegas:								

## REGULAR-SEASON WEEKLY LEADERS, OPPONENT

		Scoring	Pass Yds.	Carries	Rush Yds.	Catches	Rec. Yds.	Tackles (Solo)	Sacks
Sept. 8	Las Vegas:	Mattison 6	Minshew II 257	White 13	White 44	Bowers 6	Meyers 61	Spillane 10 (7)	Crosby 1.0
Sept. 15	at Carolina:	Pineiro 3	Young 84	Hubbard 10	Hubbard 64	Hubbard 4	Tremble 23	Thompson 14 (8)	Two tied 0.5
Sept. 22	at Pittsburgh:	Boswell 8	Fields 245	Harris 18	Harris 70	Two Tied 5	Pickens 57	Queen 12 (9)	Herbig 2.0
Sept. 29	Kansas City:	Two tied 6	Mahomes 245	Hunt 14	Hunt 69	Kelce 7	Kelce 89	Tranquill 10 (7)	Jones 2.0
Oct. 13	at Denver:								
Oct. 21	at Arizona:								
Oct. 27	New Orleans:								
Nov. 3	at Cleveland:								
Nov. 10	Tennessee:								
Nov. 17	Cincinnati:								
Nov. 25	Baltimore:								
Dec. 1	at Atlanta:								
Dec. 8	at Kansas City:								
Dec. 15	Tampa Bay:								
Dec. 22	Denver:								
TBD	at New England:								
TBD	at Las Vegas:								

# REGULAR-SEASON PLAYER PARTICIPATION

2024 Season Player	1	2	3	4	6	7	8	9	10	11	12	13	14	15	16	17	18	Season Totals			
	LV	at CAR	at PIT	KC	at DEN	at ARI	NO	at CLE	TEN	CIN	BAL	at ATL	at KC	TB	DEN	at NE	at LV	GP	GS	DNP	INA
Alt, Joe	<b>RT</b>	<b>RT</b>	<b>RT</b>	INA														3	3	0	1
Barnhart, Karsen	PS	PS	PS	PS														0	0	0	0
Benson, Luke	PS	PS	PS	PS														0	0	0	0
Bootle, Dicaprio	—	PS	PS	PS														0	0	0	0
Bosa, Joey	<b>OLB</b>	<b>OLB</b>	<b>OLB</b>	INA														3	3	0	1
Bozeman, Bradley	<b>C</b>	<b>C</b>	<b>C</b>	<b>C</b>														4	4	0	0
Chark Jr., DJ	IR	IR	IR	IR														0	0	0	0
Collins, Chris	IR	IR	IR	IR														0	0	0	0
Colson, Junior	SUB	SUB	INA	INA														2	0	0	2
Daniels, Braden	—	—	—	PS														0	0	0	0
Davis, Derius	SUB	<b>WR</b>	SUB	SUB														4	1	0	0
Dicker, Cameron	SUB	SUB	SUB	SUB														4	0	0	0
Dissly, Will	<b>TE</b>	<b>TE</b>	<b>TE</b>	<b>TE</b>														4	4	0	0
Dobbins, J.K.	SUB	<b>RB</b>	<b>RB</b>	<b>RB</b>														4	3	0	1
Dupree, Bud	SUB	SUB	SUB	SUB														4	0	0	0
Dye, Troy	SUB	SUB	SUB	SUB														4	0	0	0
Eboigbe, Justin	INA	INA	INA	DNP														0	0	1	3
Edwards, Gus	<b>RB</b>	SUB	SUB	SUB														4	1	0	0
Fehoko, Simi	SUB	SUB	SUB	SUB														4	0	0	0
Finley, AJ	SUB	SUB	SUB	SUB														4	0	0	0
Fisk, Tucker	PS	PS	PS	PS														0	0	0	0
Fitzpatrick, Dez	PS	PS	PS	PS														0	0	0	0
Ford, Poona	<b>DL</b>	<b>DL</b>	<b>DL</b>	<b>DL</b>														4	4	0	0
Fox, Morgan	SUB	SUB	SUB	SUB														4	0	0	0
Fulton, Kristian	<b>CB</b>	<b>CB</b>	<b>CB</b>	<b>CB</b>														4	4	0	0
Gilman, Alohi	<b>S</b>	INA	<b>S</b>	<b>S</b>														3	3	0	1
Harris, Josh	SUB	SUB	SUB	SUB														4	0	0	0
Hart, Cam	SUB	SUB	SUB	SUB														4	0	0	0
Haskins, Hassan	SUB	SUB	SUB	SUB														4	0	0	0
Heinicke, Taylor	INA	INA	SUB	DNP														1	0	1	2
Henley, Daiyan	<b>LB</b>	<b>LB</b>	<b>LB</b>	<b>LB</b>														4	4	0	0
Herbert, Justin	<b>QB</b>	<b>QB</b>	<b>QB</b>	<b>QB</b>														4	4	0	0
Hinton, Christopher	PS	PS	PS	PS														0	0	0	0
Hurst, Hayden	SUB	<b>TE</b>	SUB	SUB														4	1	0	0
Jaimes, Brenden	SUB	SUB	SUB	SUB														4	0	0	0
James Jr., Derwin	<b>S</b>	<b>S</b>	<b>S</b>	SUS														3	3	0	0
Jean-Baptiste, Jeremiah	PS	PS	PS	PS														0	0	0	0
Jefferson, Tony	PS	SUB	PS	SUB														2	0	0	0
Johnson, Jaylen	PS	PS	PS	PS														0	0	0	0
Johnson, Zion	<b>LG</b>	<b>LG</b>	<b>LG</b>	<b>LG</b>														4	4	0	0
Johnston, Quentin	SUB	<b>WR</b>	<b>WR</b>	<b>WR</b>														4	3	0	0
Leatherwood, Alex	PS	PS	PS	PS														0	0	0	0
Leonard, Deane	SUB	SUB	SUB	INA														3	0	0	1
Lynch, Blake	—	—	—	SUB														1	0	0	0
Mack, Khalil	<b>OLB</b>	<b>OLB</b>	<b>OLB</b>	<b>OLB</b>														4	4	0	0
Matlock, Scott	<b>FB</b>	SUB	<b>FB</b>	<b>FB</b>														4	3	0	0
McConkey, Ladd	<b>WR</b>	SUB	<b>WR</b>	<b>WR</b>														4	3	0	0
McFadden, Jordan	INA	INA	INA	SUB														1	0	0	3
McLellan, Tyler	IR	IR	IR	IR														0	0	0	0
Molden, Elijah	SUB	<b>S</b>	<b>3S</b>	<b>S</b>														4	3	0	0
Morris-Brash, Tre'Mon	PS	PS	PS	PS														0	0	0	0
Mustipher, Sam	PS	PS	PS	<b>RG</b>														1	1	0	0
Niemann, Nick	IR/DFR	IR/DFR	IR/DFR	IR/DFR														0	0	0	0
Ogbonnia, Otito	<b>DL</b>	<b>DL</b>	<b>DL</b>	<b>DL</b>														4	4	0	0
Okoye, CJ	PS	PS	PS	PS														0	0	0	0
Palmer, Joshua	<b>WR</b>	SUB	INA	SUB														3	1	0	1
Patterson, Jaret	PS	PS	PS	PS														0	0	0	0
Perryman, Denzel	<b>LB</b>	<b>LB</b>	<b>LB</b>	<b>LB</b>														4	4	0	0
Pipkins III, Trey	<b>RG</b>	<b>RG</b>	<b>RG</b>	<b>RT</b>														4	4	0	0
Quarterman, Shaquille	SUB	SUB	SUB	PS														3	0	0	0
Reagor, Jalen	—	—	—	PS														0	0	0	0
Rice, Brenden	INA	INA	SUB	SUB														2	0	0	2
Rumph II, Chris	IR	IR	IR	IR														0	0	0	0
Salyer, Jamaree	SUB	SUB	SUB	<b>LT</b>														4	1	0	0
Samuel Jr., Asante	<b>CB</b>	<b>CB</b>	<b>CB</b>	<b>CB</b>														4	4	0	0
Sarell, Foster	DNP	DNP	DNP	SUB														1	0	3	0
Scott, JK	SUB	SUB	SUB	SUB														4	0	0	0
Shelton, Nehemiah	—	PS	PS	—														0	0	0	0
Slater, Rashawn	<b>LT</b>	<b>LT</b>	<b>LT</b>	INA														3	3	0	1
Smartt, Stone	SUB	SUB	SUB	SUB														4	0	0	0
Stick, Easton	DNP	DNP	DNP	DNP														0	0	4	0
Still, Tarheeb	INA	INA	INA	<b>CB</b>														1	1	0	3
Tart, Tear	SUB	SUB	SUB	SUB														4	0	0	0
Taylor, Ja'Sir	<b>3CB</b>	<b>3CB</b>	SUB	INA														3	2	0	1
Tomlinson, Eric	SUB	SUB	SUB	SUB														4	0	0	0
Tuipulotu, Tuli	SUB	SUB	SUB	<b>OLB</b>														4	3	0	0
Wade, Shaun	PS	PS	PS	PS														0	0	0	0
Williams, Bucky	IR	IR	IR	IR														0	0	0	0
Vidal, Kimani	INA	INA	INA	INA														0	0	0	4

**STARTERS FOR EACH GAME IN BOLD:**

DNP – Did Not Play, DNR – Reserve/Did Not Report, E/CP – Exempt/Commissioner Permission, INA – Inactive, IR – Reserve/Injured, IR/DFR – Reserve Injured; Designated for Return, COVID – Reserve/COVID-19, NFI – Non-Football Illness List, PS – Practice Squad, PS/INJ – Practice Squad; Injured List, PUP – Reserve/Physically Unable to Perform, SUB – Substitute, SUS – Reserve/Suspended, 2RB – Started as Second Running Back, 2TE – Started as Second Tight End, 3TE – Started as Third Tight End, CB – Started as Additional Cornerback, 3S – Started as Third Safety, 3WR – Started as Third Wide Receiver.

# REGULAR SEASON SINGLE-GAME HIGHS

## INDIVIDUAL

### Passing

**Longest Scoring Pass** — 29, J.Herbert to Q.Johnston, Sept. 15 at Car.  
**Longest Non-Scoring Pass** — 37, J.Herbert to L.McConkey, Sept. 29 vs. K.C.  
**Most Passing Attempts** — 27, J.Herbert, Sept. 29 vs. K.C.  
**Most Completions** — 17, J.Herbert, Sept. 8 vs. L.V.  
**Most Passing Yards** — 179, J.Herbert, Sept. 29 vs. K.C.  
**Most Passing Touchdowns** — 2, J.Herbert, Sept. 8 vs. L.V.  
**Highest Completion Percentage (min. 20 att.)** — 70.0, J.Herbert, Sept. 15 at Car.  
**Highest Passer Rating (min. 20 att.)** — 100.0, J.Herbert, Sept. 15 at Car.

### Rushing

**Longest Scoring Run** — 43, J.Dobbins, Sept. 15 at Car.  
**Longest Non-Scoring Run** — 61, J.Dobbins, Sept. 8 vs. L.V.  
**Most Rushing Attempts** — 17, J.Dobbins, Sept. 15 at Car.  
**Most Rushing Yards** — 135, J.Dobbins, Sept. 8 vs. L.V.  
**Most Rushing Touchdowns** — 1, Last, J.Dobbins, Sept. 15 at Car.

### Receiving

**Most Receptions** — 5, Last, L.McConkey, Sept. 29 vs. K.C.  
**Most Receiving Yards** — 67, L.McConkey, Sept. 29 vs. K.C.  
**Most Receiving Touchdowns** — 2, Q.Johnston, Sept. 15 at Car.

### Total Offense

**Most Total Yards from Scrimmage** — 139, J.Dobbins, Sept. 8 vs. L.V.  
**Most Touchdowns** — 2, Q.Johnston, Sept. 15 at Car.

### Special Teams

**Longest Punt** — 63, J.Scott, Sept. 22 at Pit.  
**Longest Field Goal** — 53, C.Dicker, Sept. 8 vs. L.V.  
**Most Attempted Field Goals** — 3, C.Dicker, Sept. 8 vs. L.V.  
**Most Made Field Goals** — 3, C.Dicker, Sept. 8 vs. L.V.

### Returns

**Longest Kickoff Return** — 35, D.Davis, Sept. 8 vs. L.V.  
**Longest Punt Return** — 15, D.Davis, Sept. 15 at Car.  
**Longest Interception Return** — 29, K.Fulton, Sept. 29 vs. K.C.  
**Longest Fumble Return** — 22, K.Mack, Sept. 8 vs. L.V.

### Defense

**Most Interceptions** — 1, Last, K.Fulton, Sept. 29 vs. K.C.  
**Most Tackles** — 12, D.Henley, Sept. 22 at Pit.  
**Most Solo Tackles** — 9, D.Henley, Sept. 22 at Pit.  
**Most Sacks** — 2.0, B.Dupree, Sept. 29 vs. K.C.  
**Most Passes Defended** — 1, Last: Sept. 22 at Pit.

## TEAM

### Most, Offense

**First Downs** — 21, Sept. 15 at Carolina  
**Rushing Attempts** — 44, Sept. 15 at Carolina  
**Rushing Yards** — 219, Sept. 15 at Carolina  
**Rushing Touchdowns** — 1, Sept. 15 at Carolina  
**Passing Attempts** — 27, Sept. 29 vs. Kansas City  
**Completions** — 17, Sept. 8 vs. Las Vegas  
**Net Passing Yards** — 169, Sept. 29 vs. Kansas City  
**Touchdowns Thrown** — 2, Sept. 15 at Carolina  
**Offensive Plays** — 69, Sept. 15 at Carolina  
**Total Offense** — 349, Sept. 15 at Carolina  
**Time of Possession** — 36:18, Sept. 15 at Carolina

### Most, Turnovers

**Turnovers** — 1, Sept. 15 at Carolina  
**Interceptions Thrown** — 1, Sept. 15 at Carolina  
**Fumbles** — 2, Sept. 22 at Pittsburgh  
**Fumbles Lost** — 1, Sept. 15 at Carolina

### Longest Scoring Drives

**Plays** — 12, Sept. 22 at Pittsburgh  
**Yards** — 92, Sept. 8 vs. Las Vegas  
**Time** — 6:36, Sept. 29 vs. Kansas City

### Shortest Scoring Drives

**Plays** — 3, Sept. 15 at Carolina  
**Yards** — 5, Sept. 8 vs. Las Vegas  
**Time** — 0:47, Sept. 8 vs. Las Vegas

### Fewest, Defense

**First Downs Allowed** — 7, Sept. 15 at Carolina  
**Rushing Attempts Allowed** — 18, Sept. 15 at Carolina  
**Rushing Yards Allowed** — 71, Sept. 8 vs. Las Vegas  
**Passing Attempts Allowed** — 26, Sept. 15 at Carolina  
**Completions Allowed** — 18, Sept. 15 at Carolina  
**Net Passing Yards Allowed** — 69, Sept. 8 vs. Las Vegas  
**Total Plays Allowed** — 48, Sept. 15 at Carolina  
**Total Yards Allowed** — 159, Sept. 15 at Carolina

### Most, Defense

**Takeaways** — 3, Sept. 8 vs. Las Vegas  
**Interceptions** — 1, Last: Sept. 29 vs. Kansas City  
**Fumbles Forced** — 2, Sept. 8 vs. Las Vegas  
**Fumbles Recovered** — 2, Sept. 8 vs. Las Vegas  
**Passes Defended** — 5, Last: Sept. 29 vs. Kansas City  
**Sacks** — 4, Sept. 8 vs. Las Vegas

## GAME-BY-GAME PASSES DEFENSED

Sept. 8	Las Vegas:	Poona Ford (2), Junior Colson (1), Bud Dupree (1), Khalil Mack (1).
Sept. 15	at Carolina:	Kristian Fulton (1), Deane Leonard (1), Scott Matlock (1), Elijah Molden (1), Asante Samuel Jr. (1).
Sept. 22	at Pittsburgh:	Bud Dupree (1), Alohi Gilman (1), Daiyan Henley (1), Asante Samuel Jr. (1).
Sept. 29	Kansas City:	Kristian Fulton (2), Khalil Mack (1), Otito Ogbornia(1), Tuli Tuipulotu (1).
Oct. 13	at Denver:	
Oct. 21	at Arizona:	
Oct. 27	New Orleans:	
Nov. 3	at Cleveland:	
Nov. 10	Tennessee:	
Nov. 17	Cincinnati:	
Nov. 25	Baltimore:	
Dec. 1	at Atlanta:	
Dec. 8	at Kansas City:	
Dec. 15	Tampa Bay:	
Dec. 22	Denver:	
TBD	at New England:	
TBD	at Las Vegas:	

### SEASON TOTALS (19)

Name	No.	Name	No.
Kristian Fulton	3	Elijah Molden	1
Bud Dupree	2	Otito Ogbornia	1
Poona Ford	2	Tuli Tuipulotu	1
Khalil Mack	2		
Asante Samuel Jr.	2		
Junior Colson	1		
Alohi Gilman	1		
Daiyan Henley	1		
Deane Leonard	1		
Scott Matlock	1		

## GAME-BY-GAME SACKS

Sept. 8	Las Vegas:	Khalil Mack (1.5), Joey Bosa (1.0), Team Sacks (1.0), Morgan Fox (0.5).
Sept. 15	at Carolina:	Joey Bosa (1.0), Denzel Perryman (1.0).
Sept. 22	at Pittsburgh:	Derwin James Jr. (1.0), Khalil Mack (1.0).
Sept. 29	Kansas City:	Bud Dupree (2.0), Troy Dye (0.5), Tarheeb Still (0.5).
Oct. 13	at Denver:	
Oct. 21	at Arizona:	
Oct. 27	New Orleans:	
Nov. 3	at Cleveland:	
Nov. 10	Tennessee:	
Nov. 17	Cincinnati:	
Nov. 25	Baltimore:	
Dec. 1	at Atlanta:	
Dec. 8	at Kansas City:	
Dec. 15	Tampa Bay:	
Dec. 22	Denver:	
TBD	at New England:	
TBD	at Las Vegas:	

### SEASON TOTALS (11.0)

Name	No.
Khalil Mack	2.5
Joey Bosa	2.0
Bud Dupree	2.0
Derwin James Jr.	1.0
Denzel Perryman	1.0
Troy Dye	0.5
Morgan Fox	0.5
Tarheeb Still	0.5
Team	1.0

# ***RECORDS***

# INDIVIDUAL RECORDS

\*NFL Record

## POINTS

### Most Seasons Leading League

- 1 Nate Kaeding, 2009
- LaDainian Tomlinson, 2006
- John Carney, 1994

### Most, Career

- 1,076 John Carney, 1990-2000
- 918 LaDainian Tomlinson, 2001-09
- 889 Nate Kaeding, 2004-12

### Most, Season

- 186\* LaDainian Tomlinson, 2006
- 146 Nate Kaeding, 2009
- 144 Nick Novak, 2013

### Most, Season, Non-Kickers

- 186\* LaDainian Tomlinson, 2006
- 124 Austin Ekeler, 2021
- 120 LaDainian Tomlinson, 2005

### Most, Season, Rookie

- 114 Nate Kaeding, 2004
- 106 Josh Lambo, 2015
- Dennis Pardee, 1968
- 94 Herb Travenio, 1965

### Most, Game

- 30 Kellen Winslow, Nov. 22, 1981 at Oakland
- 24 (10x) Last: Austin Ekeler, Nov. 21, 2021 vs. Pit.
- 20 Mike Williams, Dec. 13, 2018 at Kansas City

## TOUCHDOWNS

### Most Seasons Leading League

- 3 Lance Alworth, 1964, 1965, 1966
- 2 Austin Ekeler, 2021, 2022
- 1 LaDainian Tomlinson, 2006
- Chuck Muncie, 1981

### Most, Career

- 153 LaDainian Tomlinson, 2001-09
- 116 Antonio Gates, 2003-18
- 83 Lance Alworth, 1962-70

### Most, Season

- 31\* LaDainian Tomlinson, 2006
- 20 Austin Ekeler, 2021
- LaDainian Tomlinson, 2005
- 19 Chuck Muncie, 1981

### Most, Game

- 5 Kellen Winslow, Nov. 22, 1981 at Oakland
- 4 (10x) Last: Austin Ekeler, Nov. 21, 2021 vs. Pit.
- 3 (46x) Last: A.Ekeler, Oct. 2, 2022 at Hou.

### Most Consecutive Games

- 18\* LaDainian Tomlinson, 2004-05
- 10 LaDainian Tomlinson, 2006
- 9 Antonio Gates, 2009-10
- Natrone Means, 1993-94
- Lance Alworth, 1963

## POINTS AFTER TOUCHDOWN

### Most Seasons Leading League

- 2 Nate Kaeding, 2006
- Rolf Benirschke, 1981, 1982
- 1 Herb Travenio, 1965

### Most, Career

- 349 Nate Kaeding, 2004-12
- 328 Rolf Benirschke, 1977-86
- 293 John Carney, 1990-2000

### Most, Season

- 58 Nate Kaeding, 2006
- 55 Rolf Benirschke, 1981
- 54 Nate Kaeding, 2004

### Most, Game

- 7 (6x) Last: N.Kaeding, Dec. 28, 2008 vs. Den.
- 6 (30x) Last: M.Badgley, Dec. 8, 2019 at. Jax.
- 5 (55x) Last: C.Dicker, Nov. 12, 2023 vs. Detroit

### Most Consecutive

- 250 Nate Kaeding, 2004-09
- 128 Nick Novak, 2011-14
- 87 Rolf Benirschke, 1983-86

### Most Attempts, Career

- 352 Rolf Benirschke, 1977-86
- 351 Nate Kaeding, 2004-12
- 298 John Carney, 1990-2000

### Most Attempts, Season

- 61 Rolf Benirschke, 1981
- 58 Nate Kaeding, 2006
- 55 Nate Kaeding, 2004
- Bob Thomas, 1985

### Most Attempts, Game

- 8 Rolf Benirschke, Nov. 22, 1981 at Oakland
- 7 (6x) Last: N.Kaeding, Dec. 28, 2008 vs. Den.
- 6 (38x) Last: M. Badgley, Dec. 8, 2019 at. Jax.

## TWO-POINT CONVERSIONS

### Most Seasons Leading League

- 1 Ladarius Green, 2015
- Mikhael Ricks, 1999
- Ronnie Harmon, 1994

### Most, Career

- 3 Ronnie Harmon, 1990-95
- 2 Keenan Allen, 2013-23
- Jared Cook, 2021
- Austin Ekeler, 2017-23
- Mike Williams, 2017-23
- Antonio Gates, 2003-18
- Melvin Gordon, 2015-19
- Ladarius Green, 2012-15
- Legedu Naanee, 2007-10
- Dave Kocourek, 1960-65

### Most, Season

- 3 Ronnie Harmon, 1994
- 2 Jared Cook, 2021
- Austin Ekeler, 2021
- Melvin Gordon, 2018
- Antonio Gates, 2018
- 1 (36x) Last: Trey Pipkins, 2023

### Most, Game

- 2\* Ladarius Green, Oct. 25, 2015 vs. Oakland
- 1 (44x) Last: Trey Pipkins, Sept. 17, 2023 at Ten.

## FIELD GOALS

### Most Seasons Leading League

- 1 Nate Kaeding, 2009
- John Carney, 1994

### Most, Career

- 261 John Carney, 1990-2000
- 180 Nate Kaeding, 2004-12
- 146 Rolf Benirschke, 1977-86

### Most, Season

- 34 Nick Novak, 2013
- John Carney, 1994
- 32 Nate Kaeding, 2009
- 31 Cameron Dicker, 2023
- John Carney, 1993, 1999

### Most, Game

- 6 (3x) Last: G.Davis, Oct. 5, 1997 at Oakland
- 5 (12x) Last: C.Dicker, Dec. 23, 2023 vs. Buffalo
- 4 (38x) Last: C.Dicker, Jan. 7, 2024 vs. K.C.

### Most, Game, No Misses

- 6 (3x) Last: G.Davis, Oct. 5, 1997 at Oakland
- 5 (11x) Last: C.Dicker, Dec. 23, 2023 vs. Buffalo
- 4 (27x) Last: C.Dicker, Jan. 7, 2024 vs. K.C.

### Highest Percentage, Career (min. 100 att.)

- 87.0 Nate Kaeding, 2004-12 (180-of-207)
- 84.6 Nick Novak, 2011-14, '17 (110-of-130)
- 81.6 John Carney, 1990-2000 (261-of-320)

### Highest Percentage, Season (min. 15 att.)

- 95.0 Cameron Dicker, 2022 (19-of-20)
- 93.9 Cameron Dicker, 2023 (31-of-33)
- 93.8 Michael Badgley, 2018 (15-of-16)

### Most Consecutive

- 32 Nick Novak, 2013-14
- 29 John Carney, 1992-93
- 22 Nate Kaeding, 2009-10

### Most Attempts, Career

- 320 John Carney, 1990-2000
- 208 Rolf Benirschke, 1977-86
- 207 Nate Kaeding, 2004-12

### Most Attempts, Season

- 40 John Carney, 1993
- 39 Michael Badgley, 2020
- 38 John Carney, 1994

### Most Attempts, Game

- 7 Dick Van Raaphorst, Oct. 8, 1966 at N.Y. Jets
- 6 (6x) Last: Steve Christie, Dec. 1, 2002 vs. Den.
- 5 (26x) Last: C.Dicker, Dec. 23, 2023 vs. Buf.

### Longest

- 59 Michael Badgley, Dec. 9, 2018 vs. Cincinnati
- 57 Nate Kaeding, Dec. 21, 2008 at Tampa Bay
- 55 Cameron Dicker, Nov. 6, 2023 at N.Y. Jets
- Cameron Dicker, Oct. 22, 2023 at Kansas City
- Nate Kaeding, Nov. 29, 2009 vs. Kansas City

## RUSHING YARDS

### Most Seasons Leading League

- 2 LaDainian Tomlinson, 2006, 2007
- 1 Dick Post, 1968  
Paul Lowe, 1965

### Most, Career

- 12,490 LaDainian Tomlinson, 2001-09
- 4,972 Paul Lowe, 1960-68
- 4,355 Austin Ekeler, 2017-23

### Most, Season

- 1,815 LaDainian Tomlinson, 2006
- 1,683 LaDainian Tomlinson, 2002
- 1,645 LaDainian Tomlinson, 2003

### Most, Game

- 243 LaDainian Tomlinson, Dec. 28, 2003 vs. Oak.
- 220 LaDainian Tomlinson, Dec. 1, 2002 vs. Denver
- 217 LaDainian Tomlinson, Sept. 29, 2002 vs. N.E.  
Gary Anderson, Dec. 18, 1988 vs. Kansas City

### Most Games 100 Yards or More, Career

- 46 LaDainian Tomlinson, 2001-09
- 15 Natrone Means, 1993-99  
Paul Lowe, 1960-68
- 12 Ryan Mathews, 2010-14

### Most Games 100 Yards or More, Season

- 10 LaDainian Tomlinson, 2006
- 7 LaDainian Tomlinson, 2002  
Don Woods, 1974
- 6 Ryan Mathews, 2013  
LaDainian Tomlinson, 2007  
LaDainian Tomlinson, 2004  
LaDainian Tomlinson, 2003  
Natrone Means, 1994

### Most Consecutive Games, 100 Yards or More

- 9 LaDainian Tomlinson, 2006
- 5 Natrone Means, 1994
- 4 LaDainian Tomlinson, 2007

### Most Games 200 Yards or More, Career

- 4 LaDainian Tomlinson, 2001-09
- 1 Gary Anderson, 1985-88

### Longest Run

- 87t Melvin Gordon, Oct. 29, 2017 at New England  
Paul Lowe, Sept. 10, 1961 at Dallas Texans
- 86t Keith Lincoln, Sept. 30, 1962 at Oakland
- 85t LaDainian Tomlinson, Dec. 17, 2006 vs. K.C.

## RUSHING TOUCHDOWNS

### Most Seasons Leading League

- 3 LaDainian Tomlinson, 2004, 2006, 2007
- 1 Chuck Muncie, 1981  
Paul Lowe, 1961, 1965

### Most, Career

- 138 LaDainian Tomlinson, 2001-09
- 43 Chuck Muncie, 1980-84
- 39 Austin Ekeler, 2017-23

### Most, Season

- 28\* LaDainian Tomlinson, 2006
- 19 Chuck Muncie, 1981
- 18 LaDainian Tomlinson, 2005

### Most, Game

- 4 LaDainian Tomlinson, Oct. 14, 2007 vs. Oak.  
LaDainian Tomlinson, Nov. 12, 2006 at Cin.  
LaDainian Tomlinson, Oct. 15, 2006 at S.F.  
Chuck Muncie, Nov. 29, 1981 vs. Denver  
Clarence Williams, Sept. 16, 1979 vs. Buffalo
- 3 (22x), Last: M.Gordon, Oct. 15, 2018 at Cle.
- 2 (124x), Last: A.Ekeler, Nov. 6, 2023 at NYJ

### Most Consecutive Games

- 18\* LaDainian Tomlinson, 2004-05
- 9 Natrone Means, 1993-94
- 8 LaDainian Tomlinson, 2006

## RUSHING AVERAGE

### Most Seasons Leading League (min. 100 att.)

- 2 Paul Lowe, 1960, 1965
- 1 Dickie Post, 1968  
Brad Hubbard, 1967  
Keith Lincoln, 1963

### Highest, Career (minimum 500 att.)

- 4.90 Paul Lowe, 1960-68
- 4.71 Keith Lincoln, 1961-66, '68
- 4.43 Dickie Post, 1967-70

### Highest, Season (minimum 100 att.)

- 6.45 Keith Lincoln, 1963
- 6.29 Paul Lowe, 1960
- 5.71 Paul Lowe, 1963

### Highest, Game (minimum 10 att.)

- 14.7 Michael Turner, Oct. 7, 2007 at Denver
- 13.8 Keith Lincoln, Sept. 30, 1962 at Oakland
- 13.5 J.K. Dobbins, Sept. 8, 2024 vs. Las Vegas

## RUSHING ATTEMPTS

### Most, Career

- 2,880 LaDainian Tomlinson, 2001-09
- 1,059 Melvin Gordon, 2015-19
- 1,031 Marion Butts, 1989-93

### Most, Season

- 372 LaDainian Tomlinson, 2002
- 348 LaDainian Tomlinson, 2006
- 343 Natrone Means, 1994

### Most, Game

- 39 LaDainian Tomlinson, Oct. 20, 2002 at Oak.  
Marion Butts, Dec. 17, 1989 at Kansas City
- 37 (3x) Last: L.Tomlinson, Nov. 21, 2004 at Oak.
- 36 LaDainian Tomlinson, Sept. 9, 2001 vs. Was.  
Gary Brown, Oct. 5, 1997 at Oakland

## PASSING ATTEMPTS

### Most Seasons Leading League

- 2 Dan Fouts, 1980, 1981  
John Hadl, 1968, 1971
- 1 Philip Rivers, 2015

### Most, Career

- 7,591 Philip Rivers, 2004-19
- 5,604 Dan Fouts, 1973-87
- 3,640 John Hadl, 1962-72

### Most, Season

- 699 Justin Herbert, 2022
- 672 Justin Herbert, 2021
- 661 Philip Rivers, 2015

### Most, Game

- 65 Philip Rivers, Oct. 18, 2015 at Green Bay
- 64 Justin Herbert, Jan. 9, 2022 at Las Vegas (OT)
- 58 Philip Rivers, Oct. 25, 2015 vs. Oakland  
Mark Herrmann, Dec. 22, 1985 at K.C.

## PASS COMPLETIONS

### Most Seasons Leading League

- 2 Dan Fouts, 1980, 1981  
John Hadl, 1968, 1971
- 1 Philip Rivers, 2015

### Most, Career

- 4,908 Philip Rivers, 2004-19
- 3,297 Dan Fouts, 1973-1987
- 1,824 John Hadl, 1962-1972

### Most, Season

- 477 Justin Herbert, 2022
- 443 Justin Herbert, 2021
- 437 Philip Rivers, 2015

### Most, Game

- 43 Philip Rivers, Oct. 18, 2015 at Green Bay
- 40 Justin Herbert, Sept. 24, 2023 at Minnesota
- 39 Justin Herbert, Dec. 11, 2022 vs. Miami

### Most Consecutive

- 25\* Philip Rivers, Nov. 25, 2018 vs. Arizona
- 22 Philip Rivers, Sept. 13, 2015 vs. Detroit –  
Sept. 20, 2015 at Cincinnati
- 20 Philip Rivers, Sept. 13, 2015 vs. Detroit

## COMPLETION PERCENTAGE

### Most Seasons Leading League (min. 140 att.)

- 1 Philip Rivers, 2013  
Mark Herrmann, 1985  
Dan Fouts, 1979  
Tobin Rote, 1963

### Highest, Career (minimum 500 att.)

- 66.5 Justin Herbert, 2020-24
- 64.7 Philip Rivers, 2004-19
- 62.2 Drew Brees, 2001-05

### Highest, Season (minimum 140 att.)

- 69.5 Philip Rivers, 2013
- 68.2 Justin Herbert, 2022
- 68.3 Philip Rivers, 2018

### Highest, Game (minimum 20 att.)

- 96.6 Philip Rivers, Nov. 25, 2018 vs. Ari. (28-of-29)
- 90.0 Philip Rivers, Nov. 1, 2012 vs. K.C. (18-of-20)
- 88.0 Drew Brees, Oct. 31, 2004 vs. Oak. (22-of-25)

## PASSING YARDS

### Most Seasons Leading League

- 4 Dan Fouts, 1979, 1980, 1981, 1982
- 3 John Hadl, 1965, 1968, 1971
- 1 Philip Rivers, 2010

### Most, Career

- 59,271 Philip Rivers, 2004-19
- 43,040 Dan Fouts, 1973-87
- 26,938 John Hadl, 1962-72

### Most, Season

- 5,014 Justin Herbert, 2021
- 4,802 Dan Fouts, 1981
- 4,792 Philip Rivers, 2015

### Most, Game

- 503 Philip Rivers, Oct. 18, 2015 at Green Bay
- 455 Philip Rivers, Sept. 26, 2010 at Seattle
- 444 Dan Fouts, Dec. 11, 1982 at San Francisco  
Dan Fouts, Oct. 19, 1980 vs. N.Y. Giants

### Most Games 300 Yards or More, Career

- 70 Philip Rivers, 2004-19
- 51 Dan Fouts, 1973-87
- 25 Justin Herbert, 2020-24

### Most Games 300 Yards or More, Season

- 9 Justin Herbert, 2021
- 8 Justin Herbert, 2020  
Philip Rivers, 2015, 2019  
Dan Fouts, 1980
- 7 Dan Fouts, 1981, 1985

### Most Consecutive Games, 300 Yards or More

- 5 Philip Rivers, 2015
- 4 Dan Fouts, 1979, 1980-81
- 3 Justin Herbert, 2020-21, 2021, 2022  
Philip Rivers, 2010-11, 2016, 2017  
Dan Fouts, 1980, 1985  
John Hadl, 1967

### Most Games 400 Yards or More, Career

- 11 Philip Rivers, 2004-19
- 6 Dan Fouts, 1973-87
- 1 Justin Herbert, 2020-24  
Jim Harbaugh, 1999-2000

### Longest Completion

- 99t\* Stan Humphries, Sept. 18, 1994 at Seattle
- 91t Jack Kemp, Nov. 12, 1961 at Denver
- 88t Ed Luther, Dec. 3, 1984 vs. Chicago

## TOUCHDOWN PASSES

### Most Seasons Leading League

- 2 Dan Fouts, 1981, 1982  
John Hadl, 1968, 1971
- 1 Philip Rivers, 2008

### Most, Career

- 397 Philip Rivers, 2004-19
- 254 Dan Fouts, 1973-87
- 201 John Hadl, 1962-72

### Most, Season

- 38 Justin Herbert, 2021
- 34 Philip Rivers, 2008
- 33 Philip Rivers, 2017-18  
Dan Fouts, 1981

### Most, Game

- 6 Dan Fouts, Nov. 22, 1981 at Oakland
- 5 (4x), Last: Drew Brees, Oct. 31, 2004 vs. Oak.
- 4 (32x), Last: J.Herbert, Nov. 12, 2023 vs. Det.

### Most Consecutive Games

- 28 Philip Rivers, 2012-14
- 27 Philip Rivers, 2017-18
- 26 Justin Herbert, 2020-23

## INTERCEPTIONS THROWN

### Most Seasons Leading League (Most INTs)

- 2 Philip Rivers, 2014, 2016  
John Hadl, 1968, 1972

### Most, Career

- 242 Dan Fouts, 1973-87
- 211 John Hadl, 1962-72
- 198 Philip Rivers, 2004-19

### Most, Season

- 32 John Hadl, 1968
- 26 John Hadl, 1972
- 25 John Hadl, 1971  
Jack Kemp, 1960

### Most, Game

- 6 Ed Luther, Oct. 31, 1983 vs. Washington  
John Hadl, Dec. 8, 1968 vs. Kansas City
- 5 (9x), Last: C.Wheilihan, Dec. 13, 1998 at Sea.
- 4 (33x), Last: P.Rivers, Nov. 18, 2019 vs. K.C.

### Fewest, Season (minimum 150 att.)

- 1 Easton Stick, 2023 (174 att.)
- 3 Ed Luther, 1984 (151 att.)
- 4 Doug Flutie, 2003 (167 att.)  
John Friesz, 1993 (238 att.)

### Most Consecutive Attempts, None Intercepted

- 233 Justin Herbert, Dec. 26, 2022-Oct. 1, 2023
- 194 Drew Brees, Oct. 17-Dec. 5, 2004
- 170 Philip Rivers, Nov. 27-Dec. 24, 2011

### Lowest Percentage, Season (minimum 150 att.)

- 0.6 Easton Stick, 2023
- 1.4 Justin Herbert, 2022
- 1.5 Justin Herbert, 2023

## PASSER RATING

### Most Seasons Leading League (min. 300 att.)

- 1 Philip Rivers, 2008

### Highest, Career (minimum 500 att.)

- 95.7 Justin Herbert, 2020-24
- 95.1 Philip Rivers, 2004-19
- 84.9 Drew Brees, 2001-05

### Highest, Season (minimum 300 att.)

- 105.5 Philip Rivers, 2008, 2013, 2018
- 104.8 Drew Brees, 2004
- 104.4 Philip Rivers, 2009

### Highest, Game (minimum 20 att.)

- 157.1 Dan Fouts, Sept. 7, 1981 at Cleveland
- 154.4 Philip Rivers, Dec. 8, 2019 at Jacksonville
- 153.1 Drew Brees, Oct. 31, 2004 vs. Oakland

## RECEIVING YARDS

### Most Seasons Leading League

- 3 Lance Alworth, 1965, 1966, 1968
- 1 Wes Chandler, 1982  
John Jefferson, 1980

### Most, Career

- 11,841 Antonio Gates, 2003-18
- 10,530 Keenan Allen, 2013-23
- 9,584 Lance Alworth, 1962-70

### Most, Season

- 1,602 Lance Alworth, 1965
- 1,393 Keenan Allen, 2017
- 1,383 Lance Alworth, 1966

### Most, Game

- 260 Wes Chandler, Dec. 20, 1982 vs. Cincinnati
- 243 Wes Chandler, Sept. 15, 1985 vs. Seattle
- 232 Lance Alworth, Oct. 20, 1963 at Kansas City

### Most Games 100 Yards or More, Career

- 41 Lance Alworth, 1962-70
- 38 Keenan Allen, 2013-23
- 24 Kellen Winslow, 1979-87

### Most Games 100 Yards or More, Season

- 9 Lance Alworth, 1965
- 8 Lance Alworth, 1966
- 7 Keenan Allen, 2017  
John Jefferson, 1980

### Most Consecutive Games, 100 Yards or More

- 5 Lance Alworth, 1966
- 4 Keenan Allen, 2017  
Wes Chandler, 1982  
John Jefferson, 1979-80  
Charlie Joiner, 1976  
Lance Alworth, 1968  
Lance Alworth, 1965
- 3 Keenan Allen, 2023  
Kellen Winslow, 1982  
Kellen Winslow, 1980  
John Jefferson, 1980  
John Jefferson, 1979  
Gary Garrison, 1971  
Lance Alworth, 1967  
Lance Alworth, 1965  
Lance Alworth, 1964

### Most Games 200 Yards or More, Career

- 5\* Lance Alworth, 1962-70
- 2 Wes Chandler, 1981-87
- 1 Keenan Allen, 2013-23  
Malcom Floyd, 2004-15

### Longest Reception

- 99t\* Tony Martin, Sept. 18, 1994 at Seattle
- 91t Keith Lincoln, Nov. 12, 1961 at Denver
- 88t Bobby Duckworth, Dec. 3, 1984 at Chicago

## RECEIVING AVERAGE

### Most Seasons Leading League (min. 35 rec.)

- 1 Mike Williams, 2019  
Malcom Floyd, 2011  
Wes Chandler, 1982  
Gary Garrison, 1970  
Lance Alworth, 1965

### Average per Catch, Career (minimum 250 rec.)

- 19.4 Lance Alworth, 1962-70
- 18.6 Gary Garrison, 1966-76
- 17.5 Vincent Jackson, 2005-11

### Average per Catch, Season (minimum 35 rec.)

- 23.2 Lance Alworth, 1965
- 22.9 Gary Garrison, 1970
- 21.2 Gary Garrison, 1968, 1971

### Highest, Game (minimum 5 rec.)

- 36.0 Lance Alworth, Nov. 2, 1963 at New York Jets
- 33.6 Lance Alworth, Nov. 15, 1964 at Kansas City
- 32.0 Lance Alworth, Dec. 19, 1965 vs. Oakland

## RECEPTIONS

### Most Seasons Leading League

- 3 Lance Alworth, 1966, 1968, 1969
- 2 Kellen Winslow, 1980, 1981

### Most, Career

- 955 Antonio Gates, 2003-18
- 904 Keenan Allen, 2013-23
- 586 Charlie Joiner, 1976-86

### Most, Season

- 108 Keenan Allen, 2023
- 107 Austin Ekeler, 2022
- 106 Keenan Allen, 2021

### Most, Game

- 18 Keenan Allen, Sept. 24, 2023 at Minnesota
- 16 Keenan Allen, Nov. 22, 2020 vs. N.Y. Jets
- 15 Austin Ekeler, Oct. 6, 2019 vs. Denver  
Keenan Allen, Sept. 13, 2015 vs. Detroit  
Kellen Winslow, Oct. 7, 1984 at Green Bay

### Most Consecutive Games With a Catch

- 96 Lance Alworth, 1962-69
- 80 Antonio Gates, 2003-08
- 78 Charlie Joiner, 1978-84

## RECEIVING TOUCHDOWNS

### Most Seasons Leading League

- 3 Lance Alworth, 1964, 1965, 1966
- 2 John Jefferson, 1978, 1980
- 1 Tony Martin, 1996  
Wes Chandler, 1982

### Most, Career

- 116 Antonio Gates, 2003-18
- 81 Lance Alworth, 1962-70
- 59 Keenan Allen, 2013-23

### Most, Season

- 14 Tony Martin, 1996  
Lance Alworth, 1965
- 13 Antonio Gates, 2004  
John Jefferson, 1978, 1980  
Lance Alworth, 1964, 1966
- 12 Antonio Gates, 2014  
Gary Garrison, 1970

### Most, Game

- 5\* Kellen Winslow, Nov. 22, 1981 at Oakland
- 4 Lance Alworth, Dec. 1, 1968 at Denver
- 3 (14x) Last: D.Woodhead, Dec. 20, 2015 vs. Mia.

### Most Consecutive Games

- 9 Antonio Gates, 2009-10  
Lance Alworth, 1963
- 7 Lance Alworth, 1967
- 6 John Jefferson, 1980  
Lance Alworth, 1964



## SCRIMMAGE YARDS

### Most Seasons Leading League

- Lance Alworth, 1965, 1968
- LaDainian Tomlinson, 2003

### Most, Career

- 16,445 LaDainian Tomlinson, 2001-09  
11,841 Antonio Gates, 2003-18  
10,643 Keenan Allen, 2013-23

### Most, Season

- 2,370 LaDainian Tomlinson, 2003  
2,323 LaDainian Tomlinson, 2006  
2,172 LaDainian Tomlinson, 2002

### Most, Game

- 271 LaDainian Tomlinson, Dec. 1, 2002 vs. Den.  
261 Melvin Gordon, Nov. 6, 2016 vs. Tennessee  
260 LaDainian Tomlinson, Dec. 28, 2003 vs. Oak.  
Wes Chandler, Dec. 20, 1982 vs. Cincinnati

### Most Games 100 Yards or More, Career

- 79 LaDainian Tomlinson, 2001-09  
44 Lance Alworth, 1962-70  
39 Keenan Allen, 2013-23

### Most Games 100 Yards or More, Season

- 14 LaDainian Tomlinson, 2006  
11 LaDainian Tomlinson, 2003  
10 Ryan Mathews, 2011  
LaDainian Tomlinson, 2004  
LaDainian Tomlinson, 2002

### Most Consecutive Games, 100 Yards or More

- 11 LaDainian Tomlinson, 2006  
6 Melvin Gordon, 2018  
Ryan Mathews, 2011  
LaDainian Tomlinson, 2007  
LaDainian Tomlinson, 2004  
5 Natrone Means, 1994  
Lydell Mitchell, 1978

### Most Games 200 Yards or More, Career

- 12 LaDainian Tomlinson, 2001-09  
5 Lance Alworth, 1962-70  
2 Lionel James, 1984-88  
Wes Chandler, 1981-87

## INTERCEPTIONS

### Most Seasons Leading League

- Casey Hayward, 2016
- Eric Weddle, 2011
- Antonio Cromartie, 2007

### Most, Career

- 42 Gill Byrd, 1983-92  
29 Dick Harris, 1960-65  
26 Rodney Harrison, 1994-2002

### Most, Season

- 10 Antonio Cromartie, 2007  
9 Charlie McNeil, 1961  
8 (4x) Last: Ryan McNeil, 2001

### Most, Game

- 3 Antonio Cromartie, Nov. 11, 2007 vs. Ind.  
Wayne Harper, Nov. 27, 1995 vs. Oakland  
Pete Shaw, Nov. 2, 1980 at Cincinnati  
Clarence Duren, Oct. 30, 1977 at Miami  
Chris Fletcher, Nov. 30, 1975 at Denver (OT)  
Joe Beauchamp, Sept. 24, 1972 vs. Denver  
Leslie "Speedy" Duncan, Sept. 25, 1966 at Oak.  
Bud Whitehead, Oct. 10, 1965 at Buffalo  
Dick Harris, Nov. 17, 1963 at Buffalo  
C.McNeil, Sept. 24, 1961 vs. Houston Oilers  
C.McNeil, Dec. 18, 1960 vs. Titans of N.Y.  
2 (86x) Last: Kyzir White, Oct. 17, 2021 at Bal.

### Most Consecutive Games

- 5 Charlie McNeil, 1961  
4 Greg Jackson, 1998  
Gill Byrd, 1989  
Mike Fuller, 1977  
Bryant Salter, 1972  
3 (18x) Last: Stephen Cooper, 2008

## INTERCEPTION RETURN YARDS

### Most Seasons Leading League

- Vencie Glenn, 1987
- Charlie McNeil, 1961

### Most, Career

- 546 Gill Byrd, 1983-92  
502 Charlie McNeil, 1960-64  
477 Kenny Graham, 1964-69

### Most, Season

- 349 Charlie McNeil, 1961  
224 Stanley Richard, 1994  
166 Vencie Glenn, 1987

### Most, Game

- 177\* Charlie McNeil, Sept. 24, 1961 vs. Hou. Oilers  
106 Woodrow Lowe, Nov. 18, 1979 vs. Pittsburgh  
103 Vencie Glenn, Nov. 29, 1987 vs. Denver

### Longest Return

- 103t Vencie Glenn, Nov. 29, 1987 vs. Denver  
102t Donald Frank, Oct. 31, 1993 at L.A. Raiders  
100t Leslie "Speedy" Duncan, Oct. 15, 1967 vs. K.C.

## INTERCEPTION TOUCHDOWNS

### Most Seasons Leading League

- Clinton Hart, 2005
- Jeffery Dale, 1985
- John Hendy, 1985
- Gill Byrd, 1984
- Woodrow Lowe, 1979
- Fred Dean, 1977
- Leroy Jones, 1977
- Kenny Graham, 1969
- Joe Beauchamp, 1968
- Earl Faison, 1964
- Henry Schmidt, 1964
- Claude Gibson, 1962
- Dick Harris, 1961

### Most, Career

- 5 Kenny Graham, 1964-69  
Dick Harris, 1960-65  
4 Woodrow Lowe, 1976-86  
3 Eric Weddle, 2007-15  
Joe Beauchamp, 1966-75

### Most, Season

- 3 Dick Harris, 1961  
2 (9x) Last: Demorrio Williams, 2012  
1 (77x) Last: Bryce Callahan, 2022

### Most, Game

- 1 (98x) Last: B.Callahan, Dec. 4, 2022 at L.V.

## SACKS

### Most Seasons Leading League

- Shawne Merriman, 2006

### Most, Career

- 105.5 Leslie O'Neal, 1986-95  
69.5 Shaun Phillips, 2004-12  
69.0 Joey Bosa, 2016-24

### Most, Season

- 17.5 Gary Johnson, 1980  
17.0 Khalil Mack, 2023  
Shawne Merriman, 2006  
Leslie O'Neal, 1992  
Steve DeLong, 1969  
15.5 Fred Dean, 1978

### Most, Game (since 1982)

- 6.0 Khalil Mack, Oct. 1, 2023 vs. Las Vegas  
5.0 Leslie O'Neal, Nov. 16, 1986 vs. Dallas  
4.0 Antwan Barnes, Dec. 18, 2011 vs. Baltimore  
Shaun Phillips, Oct. 3, 2010 vs. Arizona  
Leslie O'Neal, Oct. 22, 1995 at Seattle  
Leslie O'Neal, Dec. 6, 1992 at Phoenix  
Leslie O'Neal, Dec. 22, 1991 vs. Denver

## PUNTS

### Most Seasons Leading League

- Paul Maguire, 1962

### Most, Career

- 771 Darren Bennett, 1995-2003  
756 Mike Scifres, 2003-15  
519 Dennis Pardee, 1968-75

### Most, Season

- 95 Darren Bennett, 1998  
92 Darren Bennett, 2000  
89 Darren Bennett, 1997, 1999

### Most, Game

- 11 (5x), Last: D.Bennett, Oct. 11, 1998 at Oak.  
10 (10x) Last: D.Kaser, Nov. 12, 2017 at Jax.  
9 (14x), Last: D.Kaser, Dec. 24, 2017 at N.Y. Jets

## PUNT YARDS

### Most Seasons Leading League

- Paul Maguire, 1962

### Most, Career

- 34,152 Mike Scifres, 2003-15  
33,776 Darren Bennett, 1995-2003  
21,417 Dennis Pardee, 1968-75

### Most, Season

- 4,248 Darren Bennett, 2000  
4,174 Darren Bennett, 1998  
3,972 Darren Bennett, 1997

### Most, Game

- 522 Darren Bennett, Oct. 11, 1998 at Oakland  
493 Mike Scifres, Nov. 18, 2012 at Denver  
492 Dennis Pardee, Nov. 10, 1974 at Kansas City

### Longest Punt

- 83 JK Scott, Dec. 10, 2023 vs. Denver  
82 Paul Maguire, Nov. 19, 1961 vs. Dallas Texans  
73 Dennis Pardee, Oct. 17, 1971 at Denver

## PUNTING AVERAGE

### Most Seasons Leading League (min. 50 punts)

- Darren Bennett, 2000

### Highest, Career (minimum 100 punts)

- 47.4 Drew Kaser, 2016-18  
46.5 Ty Long, 2019-21  
45.6 JK Scott, 2022-24  
45.2 Mike Scifres, 2003-15

### Highest, Season (minimum 50 punts)

- 48.3 Mike Scifres, 2012  
48.1 Drew Kaser, 2017  
46.8 Ty Long, 2020

### Highest, Game (minimum 4 punts)

- 59.5 Mike Scifres, Oct. 17, 2010 at St. Louis  
Darren Bennett, Oct. 1, 1995 at Pittsburgh  
57.4 JK Scott, Dec. 10, 2023 vs. Denver  
57.0 Drew Kaser, Oct. 30, 2016 at Denver  
Mike Scifres, Oct. 19, 2014 vs. Kansas City  
Darren Bennett, Sept. 17, 2000 at Kansas City

## PUNT RETURN YARDS

### Most Seasons Leading League

- Leslie "Speedy" Duncan, 1965

### Most, Career

- 2,388 Mike Fuller, 1975-80  
1,651 Leslie "Speedy" Duncan, 1964-70  
1,407 Darrien Gordon, 1993-96

### Most, Season

- 537 Darrien Gordon, 1996  
489 Eric Metcalf, 1997  
475 Darrien Gordon, 1994

### Most, Game

- 168 Eric Metcalf, Nov. 2, 1997 at Cincinnati  
136 Mike Fuller, Nov. 21, 1976 at Buffalo  
133 Andre Coleman, Sept. 17, 1995 at Philadelphia

### Longest Return

- 95t Leslie "Speedy" Duncan, Nov. 24, 1968 vs. NYJ  
90t Darrien Gordon, Sept. 25, 1994 at L.A. Raiders  
88t Andre Coleman, Sept. 17, 1995 at Philadelphia  
Mike Fuller, Oct. 9, 1977 at New Orleans

## PUNT RETURN AVERAGE

### Most Seasons Leading League (min. 20 ret.)

- 1 Derius Davis, 2023
- Ron Smith, 1973
- Leslie "Speedy" Duncan, 1965

### Highest, Career (minimum 50 ret.)

- 13.7 Darrien Gordon, 1993-96
- 12.0 Leslie "Speedy" Duncan, 1964-70
- 11.3 Mike Fuller, 1975-80

### Highest, Season (minimum 20 ret.)

- 16.0 Derius Davis, 2023
- 15.5 Leslie "Speedy" Duncan, 1965
- 14.9 Darrien Gordon, 1996

## PUNT RETURN TOUCHDOWNS

### Most Seasons Leading League

- 2 Leslie "Speedy" Duncan, 1965, 1966
- 1 Derius Davis, 2023
- Desmond King, 2018
- Eric Metcalf, 1997
- Andre Coleman, 1995
- Darrien Gordon, 1994
- Nate Lewis, 1990
- Kitrick Taylor, 1990
- Ron Smith, 1973

### Most, Career

- 4 Leslie "Speedy" Duncan, 1964-70
- 3 Eric Metcalf, 1997
- Darrien Gordon, 1993-96
- 2 (5x) Last: Desmond King, 2017-19

### Most, Season

- 3 Eric Metcalf, 1997
- 2 (3x) Last: Darrien Gordon, 1994
- 1 (20x) Last: Derius Davis, 2023

### Most, Game

- 2\* Eric Metcalf, Nov. 2, 1997 at Cincinnati
- 1 (26x) Last: Derius Davis, Nov. 6, 2023 at NYJ

## PUNT RETURNS

### Most, Career

- 212 Mike Fuller, 1975-80
- 138 Leslie "Speedy" Duncan, 1964-70
- 124 Lionel James, 1984-88

### Most, Season

- 46 Mike Fuller, 1979
- 45 Eric Metcalf, 1997
- 39 Mike Fuller, 1978

### Most, Game

- 8 (4x) Last: Leon Johnson, Dec. 7, 2003 at Det.
- 7 (4x) Last: M.Fuller, Dec. 17, 1978 at Hou. Oilers
- 6 (9x) Last: J.Herndon, Dec. 20, 2015 vs. Mia.

### Most Fair Catches, Season

- 29 Derius Davis, 2023
- 25 Travis Benjamin, 2017
- 24 Kenny Graham, 1969

### Most Fair Catches, Game

- 6 Derius Davis, Dec. 10, 2023 vs. Denver
- Phil McConkey, Dec. 17, 1989 at Kansas City
- 5 Travis Benjamin, Oct. 22, 2017 vs. Denver
- Jeff Graham, Sept. 3, 2000 at Oakland
- Kenny Graham, Oct. 4, 1969 vs. Cincinnati

## KICKOFF RETURN YARDS

### Most Seasons Leading League

- 1 Ronney Jenkins, 2001
- Lionel James, 1984
- James Brooks, 1982

### Most, Career

- 6,469 Darren Sproles, 2005-10
- 3,997 Ronney Jenkins, 2000-02
- 3,914 Andre Coleman, 1994-96

### Most, Season

- 1,541 Ronney Jenkins, 2001
- 1,531 Ronney Jenkins, 2000
- 1,528 Darren Sproles, 2005

### Most, Game

- 250 Ronney Jenkins, Nov. 18, 2001 at Oakland
- 221 Ronney Jenkins, Sept. 10, 2000 vs. N.O.
- 215 Richard Goodman, Jan. 1, 2012 at Oakland

### Longest Return

- 105t Richard Goodman, Jan. 1, 2012 at Oakland
- 103t Darren Sproles, Sept. 14, 2008 at Denver
- Keith Lincoln, Sept. 16, 1962 vs. Titans of N.Y.
- 101t Andre Roberts, Jan. 2, 2022 vs. Denver

## KICKOFF RETURN AVERAGE

### Most Seasons Leading League (min. 10 ret.)

- 1 Jimmy Warren, 1964

### Highest, Career (minimum 75 ret.)

- 25.3 Leslie "Speedy" Duncan, 1964-70
- 25.1 Darren Sproles, 2005-10
- 24.2 Ronney Jenkins, 2000-02

### Highest, Season (minimum 10 ret.)

- 32.8 Andre Roberts, 2021
- 29.7 Antonio Cromartie, 2006
- 28.9 Nasir Adderley, 2020

## KICKOFF RETURN TOUCHDOWNS

### Most Seasons Leading League

- 2 Anthony Miller, 1988, 1989
- 1 Richard Goodman, 2011
- Ronney Jenkins, 2001
- Andre Coleman, 1995
- Nate Lewis, 1991
- Jamie Holland, 1988
- Keith Lincoln, 1962

### Most, Career

- 4 Andre Coleman, 1994-96
- 3 Ronney Jenkins, 2000-02
- 2 Darren Sproles, 2005-10
- Anthony Miller, 1988-93

### Most, Season

- 2 Ronney Jenkins, 2001
- Andre Coleman, 1995
- Andre Coleman, 1994
- 1 (14x) Last: Andre Roberts, 2021

### Most, Game

- 1 (20x) Last: A.Roberts, Jan. 2, 2022 vs. Den.

## KICKOFF RETURNS

### Most Seasons Leading League

- 1 Lionel James, 1984
- James Brooks, 1982

### Most, Career

- 258 Darren Sproles, 2005-10
- 166 Andre Coleman, 1994-96
- 165 Ronney Jenkins, 2000-02

### Most, Season

- 67 Ronney Jenkins, 2000
- 63 Darren Sproles, 2005
- 62 Andre Coleman, 1995

### Most, Game

- 8 (5x) Last: Darren Sproles, Oct. 26, 2008 at N.O. in London
- 7 (13x) Last: D.Sproles, Oct. 19, 2009 vs. Den.
- 6 (36x) Last: R.Goodman, Jan. 1, 2012 at Oak.

## COMBINED KICK & PUNT RETURN YARDS

### Most Seasons Leading League

- 1 James Brooks, 1982
- Leslie "Speedy" Duncan, 1965

### Most, Career

- 7,404 Darren Sproles, 2005-10
- 5,037 Leslie "Speedy" Duncan, 1964-70
- 4,240 Andre Coleman, 1994-96

### Most, Season

- 1,737 Andre Coleman, 1995
- 1,636 Darren Sproles, 2005
- 1,625 Darren Sproles, 2008

## COMBINED KICK & PUNT RETURNS

### Most Seasons Leading League

- 1 Leslie "Speedy" Duncan, 1965

### Most, Career

- 372 Darren Sproles, 2005-10
- 289 Mike Fuller, 1975-80
- 272 Leslie "Speedy" Duncan, 1964-70

### Most, Season

- 90 Andre Coleman, 1995
- 81 Darren Sproles, 2005
- 80 Darren Sproles, 2009

## SERVICE

### Most Seasons

- 17 David Binn, 1994-2010
- 16 Philip Rivers, 2004-19
- Antonio Gates, 2003-18
- 15 Dan Fouts, 1973-87
- Russ Washington, 1968-82
- 14 Don Macek, 1976-89
- Doug Wilkerson, 1971-84

### Most Games

- 256 David Binn, 1994-10
- 236 Antonio Gates, 2003-18
- 228 Philip Rivers, 2004-19
- 200 Junior Seau, 1990-2002
- Russ Washington, 1968-82

### Most Consecutive Games

- 225 Philip Rivers, 2005-19
- 179 David Binn, 1994-10
- 178 Russ Washington, 1968-80

### Most Consecutive Starts

- 224 Philip Rivers, 2006-19
- 148 Russ Washington, 1970-80
- 140 Walt Sweeney, 1964-73

# TEAM RECORDS

\*NFL Record | †strike-shortened 1982 season

## GAMES WON

### Most, Season

- 14 2006
- 13 2009
- 12 1961, 1979, 2004, 2018

### Fewest, Season

- 1 2000
- 2 1973, 1975
- 4 1962, 1972, 1986, 1991, 1997, 2003, 2015

### Most Consecutive

- 15 Nov. 27, 1960-Dec. 3, 1961
- 11 (3x) Last: Oct. 25, 2009-Jan. 3, 2010
- 8 (7x) Last: Oct. 25, 2004-Dec. 13, 2004

### Most Consecutive at Home

- 10 Nov. 5, 1978-Nov. 25, 1979
- 9 (3x) Last: Sept. 17, 2006-Sept. 9, 2007
- 8 (4x) Last: Sept. 17, 2006-Dec. 31, 2006

### Most Consecutive on Road

- 11 Oct. 2, 1960-Nov. 12, 1961
- 6 (4x) Last: Oct. 14, 2018 -Dec. 30, 2018
- 5 (5x) Last: Oct. 14, 2018 -Dec. 13, 2018

### Most Consecutive at Start of Season

- 11 1961
- 6 1994
- 4 1966, 1980, 2002

## GAMES LOST

### Most, Season

- 15 2000
- 12 1975, 1986, 1991, 1997, 2003, 2015, 2023
- 11 1973, 1998, 2001, 2016, 2019

### Fewest, Season

- 2 1961, 1965, 2006
- 3 2009, 1963, 1982†
- 4 1960, 1979, 2004, 2018

### Most Consecutive

- 11 (2x) Last: Sept. 3, 2000-Nov. 19, 2000
- 9 (5x) Last: Dec. 4, 2016-Oct. 1, 2017
- 8 (9x) Last: Dec. 4, 2016-Sept. 24, 2017

### Most Consecutive at Home

- 7 Nov. 13, 2016-Oct. 1, 2017
- 6 (2x) Last: Nov. 13, 2016-Sept. 24, 2017
- 5 (11x) Last: Nov. 12, 2023-Jan. 7, 2024

### Most Consecutive on Road

- 11 Oct. 6, 1985-Oct. 26, 1986
- 8 (4x) Last: Sept. 3, 2000-Dec. 17, 2000
- 7 (7x) Last: Nov. 10, 2002-Oct. 5, 2003

### Most Consecutive on Road w/o Victory (Ties incl.)

- 14 Nov. 22, 1970-Nov. 19, 1972

## POINTS

### Most Seasons Leading League

- 6 1963, 1965, 1981, 1982, 1985, 2006

### Most, Season

- 492 2006
- 478 1981
- 474 2021

### Most, Game

- 58 Dec. 22, 1963 vs. Denver
- 55 Nov. 22, 1981 at Oakland
- Oct. 20, 1968 vs. Denver
- 54 Nov. 19, 2017 vs. Buffalo

### Most Game, Both Teams

- 98 Dec. 8, 1985 vs. Pittsburgh
- 93 Dec. 18, 1960 vs. Titans of New York
- 90 Nov. 12, 2006 at Cincinnati

### Most, Half

- 42 Nov. 12, 2006 at Cincinnati (2nd half)
- 41 Nov. 5, 1961 vs. Titans of N.Y. (2nd half)
- 37 Nov. 19, 2017 vs. Buffalo (1st half)

### Most, Quarter

- 28 Nov. 25, 2018 vs. Arizona (2nd quarter)
- Nov. 15, 1964 at K.C. (2nd quarter)
- Nov. 5, 1961 vs. Titans of N.Y. (3rd quarter)
- Sept. 24, 1961 vs. Houston Oilers (2nd quarter)

### Most, Quarter, Both Teams

- 41 Nov. 21, 2021 vs. Pittsburgh (4th quarter)
- Oct. 10, 2021 vs. Cleveland (4th quarter)
- 38 Dec. 26, 2021 at Houston (4th quarter)
- Sept. 14, 2008 at Denver (2nd quarter)
- Oct. 19, 1986 at Kansas City (2nd quarter)
- Oct. 6, 1963 at Denver (2nd quarter)
- Oct. 7, 1961 at Boston (2nd quarter)

### Fewest, Season

- 188 1973
- 189 1975
- 212 1974

### Fewest, Game

- 0 (29x) Last: Dec. 6, 2020 vs. New England

### Most Consecutive Games Not Shutout

- 240 Nov. 7, 1999-Nov. 2, 2014
- 114 Oct. 4, 1992-Oct. 24, 1999
- 105 Sept. 7, 1962-Oct. 26, 1969
- 98 Nov. 16, 2014-Nov. 29, 2020

## TOUCHDOWNS

### Most Seasons Leading League

- 6 1963, 1979, 1981, 1982, 1985, 2006

### Most, Season

- 61 1981
- 60 1985
- 59 2006

### Most, Game

- 8 Dec. 8, 1985 vs. Pittsburgh
- Nov. 22, 1981 at Oakland
- 7 (9x) Last: Oct. 10, 2021 vs. Cleveland
- 6 (37x) Last: Dec. 8, 2019 at Jacksonville

### Fewest, Season

- 22 1973, 1975
- 23 1998
- 25 1977, 1999

## POINTS AFTER TOUCHDOWN

### Most Seasons Leading League

- 5 1965, 1981, 1982, 1985, 2006

### Most, Season

- 58 2006
- 55 1981
- 54 2004

### Most, Game

- 7 (7x) Last: Dec. 28, 2008 vs. Denver
- 6 (30x) Last: Dec. 8, 2019 at Jacksonville
- 5 (54x) Last: Nov. 12, 2023 vs. Detroit

### Fewest, Season

- 19 1973, 1998
- 20 1975
- 21 1977

## TWO-POINT CONVERSIONS

### Most Seasons Leading League

- 4 2008, 2010, 2018, 2021

### Most, Season

- 7 2021
- 6 2018
- 3 1994

### Most, Game (since 1994)

- 2 Dec. 2, 2018 at Pittsburgh
- Sept. 9, 2018 vs. Kansas City
- Oct. 25, 2015 vs. Oakland
- 1 (39x) Last: Sept. 17, 2023 at Tennessee

### Most Attempts, Season

- 11 2021
- 8 2018
- 7 1994

### Most Attempts, Game (since 1994)

- 3 Dec. 26, 2021 at Houston
- Sept. 9, 2018 vs. Kansas City
- Sept. 4, 1994 at Denver
- 2 (6x) Last: Oct. 10, 2021 vs. Cleveland
- 1 (51x) Last: Sept. 8, 2024 vs. Las Vegas

## FIELD GOALS

### Most Seasons Leading League

- 2 1994, 2009

### Most, Season

- 34 1994, 2013
- 32 2009
- 31 1993, 1999, 2022, 2023

### Most, Game

- 6 (3x) Last: Oct. 5, 1997 at Oakland
- 5 (12x) Last: Dec. 23, 2023 vs. Buffalo
- 4 (39x) Last: Jan. 7, 2024 vs. Kansas City

### Most Attempts, Season

- 43 2001
- 40 1993
- 38 1994

### Most Attempts, Game

- 7 Oct. 8, 1966 at N.Y. Jets
- 6 (6x) Last: Nov. 19, 2017 vs. Buffalo
- 5 (28x) Last: Dec. 23, 2023 vs. Buffalo

### Most, Game, Both Teams

- 9 Sept. 29, 1996 vs. Kansas City
- 8 Nov. 3, 1996 at Indianapolis
- Nov. 9, 1975 vs. New England
- 7 (17x) Last: Oct. 17, 2022 vs. Denver (OT)

### Most Attempts, Game, Both Teams

- 10 (4x) Last: Dec. 12, 1999 vs. Seattle
- 9 (3x) Last: Dec. 1, 2002 vs. Denver
- 8 (24x) Last: Dec. 31, 2023 at Denver

### Fewest Made, Season

- 6 1974
- 10 1976
- 12 1964, 1970, 1973, 1975

### Fewest Attempts, Season

- 16 1974
- 19 1970
- 20 1962, 1976, 1988, 2003

## FIRST DOWNS

### Most Seasons Leading League (Total)

7 1965, 1969, 1980, 1981, 1982, 1983, 1985

### Most, Season

401 2021  
380 1985  
379 1981

### Most, Game

35 Oct. 19, 1986 at Kansas City  
34 Nov. 18, 1984 vs. Miami (OT)  
Dec. 20, 1982 vs. Cincinnati  
33 Nov. 21, 2021 vs. Pittsburgh  
Sept. 9, 2018 vs. Kansas City  
Sept. 15, 2013 at Philadelphia  
Oct. 31, 2004 vs. Oakland

### Most, Game, Both Teams

62 Sept. 15, 1985 vs. Seattle  
60 Sept. 10, 2023 vs. Miami  
58 Dec. 29, 2002 vs. Seattle (OT)  
Sept. 22, 1985 at Cincinnati  
Nov. 18, 1984 vs. Miami (OT)

### Fewest, Season

198 1973, 1975  
208 1961  
217 1962

### Fewest, Game

3 Nov. 30, 1975 at Denver (OT)  
5 Nov. 16, 2003 at Denver  
Oct. 5, 1970 vs. Oakland  
6 Dec. 24, 2000 vs. Pittsburgh  
Nov. 22, 1987 at Seattle

### Most Seasons Leading League (Rushing)

3 1963, 1965, 2006

### Most by Rushing, Season

137 2006  
131 2004  
127 1965, 1981

### Most by Rushing, Game

19 Nov. 27, 1960 vs. Oakland  
18 Oct. 3, 1965 vs. Houston Oilers  
17 (4x) Last: Sept. 10, 2023 vs. Miami

### Fewest by Rushing, Game

0 Dec. 5, 2010 vs. Oakland  
Nov. 14, 1999 at Oakland  
1 (18x) Last: Oct. 29, 2023 vs. Chicago  
2 (54x) Last: Oct. 16, 2023 vs. Dallas

### Most Seasons Leading League (Passing)

7 1968, 1971, 1980, 1981, 1982, 1983, 1985

### Most by Passing, Season

259 1985  
256 2021  
244 1980

### Most by Passing, Game

27 Sept. 15, 1985 vs. Seattle  
26 Oct. 18, 2015 at Green Bay  
23 Dec. 20, 1982 vs. Cincinnati  
Oct. 19, 1980 vs. N.Y. Giants

### Fewest by Passing, Season

89 1975  
93 1973  
110 1961

### Fewest by Passing, Game

0 Sept. 20, 1998 at Kansas City  
1 Nov. 30, 1975 at Denver (OT)  
2 (3x) Last: Nov. 16, 2003 at Denver

### Most Seasons Leading League (Penalty)

2 1960, 1970

### Most by Penalty, Season

39 2013, 2019  
37 2004, 2014  
36 2016, 2020

### Most by Penalty, Game

7 Oct. 17, 2022 vs. Denver (OT)  
Nov. 13, 2016 vs. Tennessee  
Nov. 15, 1998 vs. Baltimore  
Nov. 30, 1997 vs. Denver  
6 (5x) Last: Nov. 30, 2014 at Baltimore  
5 (23x) Last: Nov. 21, 2021 vs. Pittsburgh

### Fewest by Penalty, Season

11 1975  
12 1964  
13 1968

## NET YARDS GAINED

### Most Seasons Leading League

8 1963, 1965, 1980, 1981, 1982, 1983, 1985, 2010

### Most, Season

6,744 1981  
6,634 2021  
6,535 1985

### Most, Game

661 Dec. 20, 1982 vs. Cincinnati  
593 Nov. 10, 1985 vs. L.A. Raiders  
581 Oct. 20, 1968 vs. Denver

### Most, Game, Both Teams

1,102 Dec. 20, 1982 vs. Cincinnati  
1,057 Oct. 20, 1968 vs. Denver  
1,050 Sept. 15, 2013 at Philadelphia

### Fewest, Season

3,411 1975  
3,622 1973  
3,953 1970

### Fewest, Game

70 Nov. 2, 1969 at Denver  
93 Oct. 5, 1975 vs. Oakland  
96 Nov. 16, 2003 at Denver

### Most Total Offensive Plays, Season

1,154 1984, 2022  
1,135 1980  
1,129 1981

### Fewest Total Offensive Plays, Season

617 1982<sup>†</sup>  
753 1963  
759 1964

## RUSHING

### Most Seasons Leading League (Attempts)

1 1965

### Most Attempts, Season

590 1978  
525 2004  
522 2006

### Most Attempts, Game

58 Nov. 20, 1977 vs. Oakland  
53 Dec. 16, 2007 vs. Detroit  
Sept. 10, 1978 vs. Oakland  
Dec. 3, 1972 vs. Oakland  
52 Nov. 27, 1960 vs. Oakland

### Fewest Attempts, Season

267 1982<sup>†</sup>  
351 2000  
361 1966

### Most Seasons Leading League (Yards)

2 1963, 1965

### Most Yards, Season

2,578 2006  
2,257 1990  
2,248 1991

### Most Yards, Game

289 Dec. 28, 2008 vs. Denver  
287 Oct. 13, 1963 vs. N.Y. Jets  
274 Dec. 16, 2007 vs. Detroit

### Fewest Yards, Game

2 Dec. 17, 1961 vs. Boston  
3 Nov. 19, 1961 vs. Dallas Texans  
11 Nov. 20, 1960 vs. Buffalo

### Most Seasons Leading League (Touchdowns)

4 1961, 1981, 1982, 2006

### Most Touchdowns, Season

32 2006  
26 1981  
25 1979

### Fewest Touchdowns, Season

4 2012, 2015  
5 1997  
6 2014

### Most Touchdowns, Game

5 (4x) Last: Dec. 28, 2008 vs. Denver  
4 (22x) Last: Dec. 25, 2009 at Tennessee  
3 (49x) Last: Sept. 10, 2023 vs. Miami

## RUSHING AVERAGE

### Most Seasons Leading League

6 1960, 1963, 1965, 1969, 1991, 2003

### Most, Season

5.6 1963  
5.1 2003  
4.9 2006

### Highest, Game

8.52 Dec. 24, 1967 vs. N.Y. Jets  
8.44 Dec. 22, 1963 vs. Denver  
8.26 Nov. 5, 2006 vs. Cleveland

## PASSING

### Most Seasons Leading League (Attempts)

3 1968, 1984, 1985

### Most Attempts, Season

711 2022

674 2021

667 2015

### Most Attempts, Game

65 Oct. 18, 2015 at Green Bay

Oct. 19, 1986 at Kansas City

64 Jan. 9, 2022 at Las Vegas (OT)

58 Oct. 25, 2015 vs. Oakland

Dec. 22, 1985 at Kansas City

### Fewest Attempts, Season

337 1975

338 1982†

349 1974

### Fewest Attempts, Game

6 Dec. 19, 2004 at Cleveland

10 Dec. 18, 1988 vs. Kansas City

11 (2x) Last: Oct. 28, 2007 vs. Houston

### Most Seasons Leading League (Completions)

3 1983, 1984, 1985

### Most Completions, Season

485 2022

443 2021

442 2015

### Most Completions, Game

43 Oct. 18, 2015 at Green Bay

41 Sept. 24, 2023 at Minnesota

39 Dec. 11, 2022 vs. Miami

### Fewest Completions, Game

1 at Kansas City Sept. 20, 1998

3 vs. Oakland Oct. 5, 1975

4 at Cleveland Dec. 19, 2004

vs. Kansas City Nov. 2, 1986

### Most Seasons Leading League (Net Yards)

11 1965, 1968, 1971, 1978, 1979, 1980, 1981, 1982,  
1983, 1985, 2017

### Most Net Yards Gained, Season

4,870 1985

4,800 2021

4,739 1981

### Most Net Yards Gained, Game

494 Sept. 15, 1985 vs. Seattle

488 Oct. 18, 2015 at Green Bay

486 Dec. 20, 1982 vs. Cincinnati

### Fewest Net Yards Gained, Season

1,610 1975

1,808 1973

2,244 1977

### Fewest Net Yards Gained, Game

-22 Oct. 5, 1975 vs. Oakland

-19 Sept. 20, 1998 at Kansas City

7 Sept. 16, 1973 at Washington

### Most Seasons Leading League (Touchdowns)

5 1971, 1981, 1982, 1985, 2008

### Most Touchdowns, Season

38 2021

37 1985

34 1981, 2008

### Fewest Touchdowns, Season

7 1975

9 1973

11 1977, 1988, 1998

### Most Touchdowns, Game

7\* Nov. 22, 1981 at Oakland

5 (9x) Last: Oct. 31, 2004 vs. Oakland

4 (35x) Last: Nov. 12, 2023 vs. Detroit

### Most Seasons Leading League (Fewest INTs)

2 1966, 2004

### Most Had Intercepted, Season

34 1962, 1998

33 1968, 1983, 1986

30 1964, 1973, 1978, 1985, 2000

### Most Had Intercepted, Game

7 Dec. 13, 1998 at Seattle

Dec. 8, 1968 vs. Kansas City

6 (6x) Last: Oct. 24, 1999 vs. Green Bay

5 (14x) Last: Dec. 27, 1987 at Denver

### Fewest Had Intercepted, Season

8 2004, 2023

9 2006

10 2009, 2020, 2022

## SACKED ATTEMPTING TO PASS

### Most Seasons Leading League (Least Sacked)

5 1963, 1964, 1967, 1968, 2017

### Most Times, Season

57 1970

53 2000

51 1997

### Fewest Times, Season

11 1967

12 1982†

18 1968, 2017

### Most Times Sacked Opponent, Season

62 1986

61 2006

60 1980

### Most Times Sacked Opponent, Game

11 Dec. 23, 2012 at N.Y. Jets

Nov. 16, 1986 vs. Dallas

10 Sept. 24, 1978 vs. Green Bay

9 (5x) Last: Dec. 24, 2016 at Cleveland

## INTERCEPTIONS

### Most Seasons Leading League (Interceptions)

3 1961, 2007, 2016

### Most, Season

49\* 1961

31 1969

30 1964, 2007

### Most, Game

6 (6x) Last: vs. Indianapolis Nov. 11, 2007

5 (9x) Last: vs. Buffalo Nov. 19, 2017

4 (30x) Last: at Indianapolis Nov. 28, 2010

### Most, Game, Both Teams

10 Dec. 13, 1998 at Seattle

9 Sept. 21, 1980 at Denver

Nov. 1, 1964 at Oakland

8 (11x) Last: Nov. 11, 2007 vs. Indianapolis

### Fewest, Season

7 2014

9 1970, 2023

10 2005

### Most Consecutive Games

46\* 1960-63

### Most Seasons Leading League (Return Yards)

2 1961, 1964

### Most Yards Returned, Season

929\* 1961

562 1979

499 1984

### Most Yards Returned, Game

194 Sept. 24, 1961 vs. Houston Oilers

174 Oct. 29, 1961 vs. Denver

171 Nov. 18, 1979 vs. Pittsburgh

### Fewest Yards Returned, Season

31 2023

65 2014

90 1970

### Most Seasons Leading League (Return TDs)

1 1961

### Most Touchdowns by Returns, Season

9\* 1961

5 2012

4 1984, 2000

### Most Touchdowns by Returns, Game

2 Nov. 28, 2010 at Indianapolis

Oct. 29, 1961 vs. Denver

1 (93x) Last: Dec. 4, 2022 at Las Vegas

## PUNTS

### Most, Season

95 1998  
92 2000  
90 1997

### Most, Game

11 (5x) Last: Oct. 11, 1998 at Oakland  
10 (11x) Last: Nov. 12, 2017 at Jacksonville  
9 (12x) Last: Dec. 24, 2017 at N.Y. Jets

### Fewest, Season

23 1982<sup>†</sup>  
45 1972  
47 2011

### Fewest, Game

0 (8x) Last: Sept. 19, 2021 vs. Dallas  
1 (38x) Last: Oct. 9, 2022 at Cleveland  
2 (84x) Last: Nov. 12, 2023 vs. Detroit

### Fewest, Game, Both Teams

1 (3x) Last: Sept. 19, 2021 vs. Dallas  
2 (9x) Last: Dec. 16, 2021 vs. Kansas City  
3 (18x) Last: Nov. 12, 2023 vs. Detroit

## PUNT YARDS

### Most Seasons Leading League (Yards)

1 1962

### Most, Season

4,248 2000  
4,174 1998  
3,972 1997

### Most, Game

522 Oct. 11, 1998 at Oakland  
493 Nov. 18, 2012 at Denver  
492 Nov. 10, 1974 at Kansas City

### Fewest, Season

868 1982<sup>†</sup>  
1,813 1972  
2,123 2021

### Most Seasons Leading League (Average)

4 1960, 1969, 1987, 2000

### Highest Average, Season

49.1 2024  
48.1 2017  
47.5 2011  
47.0 2019

### Lowest Average, Season

36.3 1978  
36.5 1979  
36.8 1975

## PUNT RETURNS

### Most Seasons Leading League (Returns)

1 1965

### Most, Season

57 1978  
52 1979  
49 2003

### Most, Game

8 (4x) Last: Dec. 7, 2003 at Detroit  
7 (7x) Last: Dec. 7, 1978 at Houston  
6 (13x) Last: Dec. 20, 2015 vs. Miami

### Fewest, Season

12 1982<sup>†</sup>  
18 2021  
20 2015

### Most Seasons Leading League (Fair Catches)

3 1968, 1969, 1991

### Most Fair Catches, Season

32 1969  
29 2023  
26 2015, 2017

### Most Fair Catches, Game

6 (3x) Last: Dec. 10, 2023 vs. Denver  
5 (3x) Last: Sept. 3, 2000 at Oakland  
4 (14x) Last: Jan. 7, 2024 vs. Kansas City

### Fewest Fair Catches, Season

0 1960, 1961, 1962, 1963, 1964, 1965, 1975  
1 1976  
3 1977

## PUNT RETURN YARDS

### Most Seasons Leading League (Return Yards)

1 1965

### Most, Season

590 1978  
559 1996  
542 1998

### Most, Game

168 Nov. 2, 1997 at Cincinnati  
151 Sept. 20, 1965 vs. Kansas City  
139 Nov. 5, 1961 vs. Titans of N.Y.

### Fewest, Season

84 2015  
100 2020  
107 2021

### Most Seasons Leading League (Average)

3 1965, 1966, 1973

### Highest Average, Season

16.0 2023  
15.5 1961  
14.7 1996

### Lowest Average, Season

4.2 2015  
5.4 2019  
5.6 1970, 2020

## PUNT RETURN TOUCHDOWNS

### Most Seasons Leading League

8 1965, 1973, 1990, 1994, 1995, 1997, 2018, 2023

### Most, Season

3 1997  
2 1965, 1973, 1990, 1994  
1 (17x) Last: 2023

### Most, Game

2<sup>†</sup> Nov. 2, 1997 at Cincinnati  
1 (26x) Last: Nov. 6, 2023 at N.Y. Jets

## KICKOFF RETURNS

### Most Seasons Leading League

2 1982, 2003

### Most, Season

84 2003  
83 2000  
75 1997

### Most, Game

9 (7x) Last: Nov. 3, 2002 vs. N.Y. Jets  
8 (15x) Last: Oct. 26, 2008 at N.O. in London  
7 (51x) Last: Sept. 26, 2010 at Seattle

### Most, Game, Both Teams

17 Dec. 8, 1985 vs. Pittsburgh  
16 Dec. 18, 1960 vs. Titans of New York  
15 (3x) Last: Oct. 2, 1983 at N.Y. Giants

## KICKOFF RETURN YARDS

### Most Seasons Leading League (Return Yards)

1 1962

### Most, Season

1,804 2003  
1,792 2000  
1,716 2001

### Most, Game

269 Nov. 18, 2001 at Oakland  
242 Oct. 21, 1973 vs. Atlanta  
232 Dec. 13, 1964 vs. Kansas City

### Fewest, Season

390 2023  
474 2017  
508 2016

### Most Seasons Leading League (Average)

3 1988, 1990, 2001

### Highest Average, Season

26.0 2001  
25.6 2011  
25.5 2007

### Lowest Average, Season

16.5 1961  
17.5 1986  
18.0 1992

## KICKOFF RETURN TOUCHDOWNS

### Most Seasons Leading League

6 1988, 1989, 1991, 1995, 2001, 2011

### Most, Season

2 1988, 1994, 1995, 2001  
1 1962, 1985, 1989, 1991, 1997, 2000, 2004, 2007, 2008, 2011, 2012, 2021

### Most, Game

1 (20x) Last: Jan. 2, 2022 vs. Denver

## PENALTIES

### Most Seasons Leading League (Penalties)

4 1962, 1964, 1965, 1981

### Most, Season

137 1998  
129 1997  
128 1981

### Most, Game

19 Nov. 16, 1997 at Kansas City  
16 Nov. 15, 1998 vs. Baltimore  
15 Nov. 3, 1997 at Indianapolis

### Fewest, Season

63 1969  
64 1982<sup>†</sup>  
68 1966

### Fewest, Game

0 (5x) Last: Oct. 9, 2011 at Denver  
1 (31x) Last: Jan. 7, 2024 vs. Kansas City  
2 (41x) Last: Dec. 10, 2023 vs. Denver

### Most Seasons Leading League (Penalty Yards)

3 1960, 1961, 1966

### Most Yards, Season

1,229 1998  
1,101 1997  
1,039 1988

### Most Yards, Game

148 Oct. 13, 1963 vs. N.Y. Jets  
146 Nov. 15, 1998 vs. Baltimore  
Nov. 16, 1997 at Kansas City  
138 Nov. 16, 1981 at Seattle

## FUMBLES

### Most Seasons Leading League (Fewest Fumbles)

4 1963, 1966, 1993, 2021

### Most, Season

44 1985

42 1983

40 1972, 1973, 1980

### Most, Game

9 Sept. 24, 1978 vs. Green Bay

7 Sept. 30, 1973 vs. Cincinnati

6 (5x) Last: Dec. 13, 1987 vs. Pittsburgh

### Most by Opponent, Game

9 Nov. 15, 1964 at Kansas City

7 (3x) Last: Sept. 9, 2001 vs. Washington

6 (6x) Last: Dec. 9, 1995 vs. Arizona

### Most, Game, Both Teams

11 (3x) Last: Oct. 13, 1985 vs. Kansas City

10 (5x) Last: Nov. 25, 1990 vs. Seattle

9 (7x) Last: Sept. 9, 2001 vs. Washington

### Fewest, Season

10 2021

13 1993

14 2009, 2013

### Most Seasons Leading League (Fewest Lost Fum.)

5 1963, 1966, 1970, 1979, 1993

### Most Lost, Season

22 1980, 1981, 1983

21 1973, 1978

20 1972, 1987, 2000

### Most Lost, Game

6 Sept. 24, 1978 vs. Green Bay

4 (11x) Last: Dec. 14, 2023 at Las Vegas

3 (41x) Last: Nov. 26, 2023 vs. Baltimore

### Most Own Recovered, Season

25 1985

21 1979

20 1972, 1973, 1975, 1983

### Most Own Recovered, Game

5 (5x) Last: Dec. 26, 1999 vs. Oakland

4 (7x) Last: Sept. 14, 2014 vs. Seattle

3 (43x) Last: Nov. 6, 2023 at N.Y. Jets

### Fewest Own Recovered, Season

3 2021

4 1963, 2013

7 1989, 2009

### Most Opponents Recovered, Season

22 1986

18 1973, 1979, 1980, 1981, 2007

17 1960, 1961, 1963, 1983, 1984

### Fewest Opponents Recovered, Season

3 2019

4 2011

5 1963

## POINTS ALLOWED

### Most Seasons Leading League (Fewest Points)

2 1961, 1963

### Most, Season

462 1983

459 2021

441 2003

### Most, Game

63 Dec. 14, 2023 at Las Vegas

57 Oct. 1, 2000 at St. Louis

52 Nov. 25, 1984 at Pittsburgh

### Most, Quarter

31 Dec. 8, 1963 at Oakland (4th quarter)

30 Nov. 20, 1983 at St. Louis Cardinals (2nd quarter)

28 (5x) Last: Nov. 28, 1999 at Min. (2nd quarter)

### Fewest, Season

205 1977

219 1961

221 1982<sup>†</sup>

### Fewest, Game

0 (19x) Last: Dec. 3, 2023 at New England

3 (18x) Last: Sept. 15, 2024 at Carolina

6 (20x) Last: Nov. 6, 2023 at N.Y. Jets

## FIRST DOWNS ALLOWED

### Most Seasons Leading League (Fewest Total)

1 2010

### Most, Season

383 2021

365 1981

364 1985

### Most, Game

34 Sept. 14, 2008 at Denver

Dec. 29, 2002 vs. Seattle

Nov. 19, 2000 at Denver

33 Sept. 26, 2021 at Kansas City

Sept. 23, 2018 at L.A. Rams

Nov. 23, 2003 vs. Cincinnati

32 Oct. 4, 2009 at Pittsburgh

### Fewest, Season

190 1965

196 1982<sup>†</sup>

224 1962

### Fewest, Game

5 Dec. 12, 2010 vs. Kansas City

Sept. 19, 1976 at Tampa Bay

6 Oct. 11, 1998 at Oakland

Oct. 22, 1961 at Oakland

7 (6x) Last: Sept. 15, 2024 at Carolina

### Most by Rushing, Season

154 1975

144 2021

143 1971

### Most by Rushing, Game

19 (3x) Last: Nov. 22, 1987 at Seattle

17 Sept. 23, 1962 vs. Houston

16 Oct. 16, 1977 vs. New England

Dec. 18, 1966 vs. Kansas City

### Fewest by Rushing, Season

54 1965

65 1982

71 1969

### Fewest by Rushing, Game

0 (5x) Last: Nov. 28, 2010 at Indianapolis

1 (25x) Last: Sept. 8, 2024 vs. Las Vegas

2 (47x) Last: Nov. 6, 2023 at N.Y. Jets

### Most Seasons Leading League (Fewest Passing)

1 2014

### Most by Passing, Season

218 1985

216 1981

213 2008

### Most by Passing, Game

24 Nov. 19, 2000 at Denver

23 Sept. 10, 2023 vs. Miami

Sept. 18, 2011 at New England

22 (4x) Last: Nov. 15, 2009 vs. Philadelphia

### Fewest by Passing, Season

105 1977

114 1971

116 1965

### Fewest by Passing, Game

1 (3x) Last: Dec. 28, 2003 vs. Oakland

2 (6x) Last: Dec. 19, 2004 at Cleveland

3 (13x) Last: Sept. 15, 2024 at Carolina

### Most Seasons Leading League (Fewest Penalty)

1 1992

### Most by Penalty, Season

41 2000, 2004, 2014

40 2021

35 1981, 1997, 1998

### Most by Penalty, Game

7 Sept. 24, 2023 at Minnesota

Nov. 5, 2006 vs. Cleveland

6 (9x) Last: Sept. 24, 2017 vs. Kansas City

5 (23x) Last: Jan. 9, 2022 at Las Vegas (OT)

### Fewest by Penalty, Season

12 1982<sup>†</sup>

13 1969, 1992

14 1976

## NET YARDS ALLOWED

### Most Seasons Leading League (Fewest Net Yards)

4 1961, 1965, 1998, 2010

### Most, Season

6,265 1985

6,170 2023

6,136 1981

### Most, Game

614 Oct. 1, 2000 at St. Louis

591 Dec. 29, 2002 vs. Seattle

553 Sept. 22, 1996 at Oakland

### Fewest, Season

3,253 1982<sup>†</sup>

3,268 1965

3,652 1977

### Fewest, Game

58 Oct. 22, 1961 at Oakland

67 Dec. 12, 2010 vs. Kansas City

99 Nov. 1, 1992 vs. Indianapolis

## RUSHING ALLOWED

### Most Seasons Leading League (Fewest Att.)

3 1965, 1979, 2004

### Most Attempts, Season

606 1975

559 1973

552 1983

### Most Attempts, Game

61 Oct. 25, 1981 at Chicago (OT)

60 Nov. 30, 1975 at Denver (OT)

59 Sept. 18, 1977 at Oakland

### Fewest Attempts, Season

230 1982<sup>†</sup>

306 1965

355 2004

### Fewest Attempts, Game

9 Dec. 16, 2007 vs. Detroit

Sept. 7, 1986 vs. Miami

10 (2x) Last: Sept. 16, 2012 vs. Tennessee

11 (6x) Last: Nov. 3, 2019 vs. Green Bay

### Most Seasons Leading League (Fewest Yards)

3 1965, 1998, 2005

### Most Yards, Season

2,478 2022

2,442 1975

2,403 1966

### Most Yards, Game

378 Nov. 4, 2007 at Minnesota

355 Dec. 20, 2014 at San Francisco

328 Nov. 30, 1975 at Denver (OT)

### Fewest Yards, Season

961 1982<sup>†</sup>

1,094 1965

1,140 1998

### Fewest Yards, Game

2 Oct. 22, 1961 at Oakland

11 Dec. 17, 2000 at Carolina

13 Oct. 5, 1997 at Oakland

### Most Seasons Leading League (Fewest TDs)

2 1961, 1963

### Most Touchdowns, Season

26 1983

25 1971, 1981, 1985

23 1973, 1984

### Fewest Touchdowns, Season

7 1961, 1965

8 1999, 2011

10 (12x) Last: 2012

### Most Touchdowns, Game

5 Oct. 21, 1973 vs. Atlanta

Sept. 18, 1960 at Houston

4 (11x) Last: Nov. 3, 2013 at Washington

3 (51x) Last: Nov. 12, 2023 vs. Detroit

## PASSING ALLOWED

### Most Seasons Leading League (Fewest Att.)

2 1966, 2019

### Most Attempts, Season

636 1996  
607 2002, 2004  
605 2008

### Most Attempts, Game

61 Sept. 20, 1987 vs. St. Louis  
58 (2x) Last: Oct. 3, 2004 vs. Tennessee  
57 (2x) Last: Sept. 22, 1996 at Oakland

### Fewest Attempts, Season

330 1977  
341 1973  
342 1982<sup>†</sup>

### Fewest Attempts, Game

7 Nov. 6, 1977 at Detroit  
12 (2x) Last: Dec. 10, 1972 at Denver  
13 (4x) Last: Oct. 4, 1987 at Cincinnati

### Most Seasons Leading League (Fewest Cmp.)

1 1966

### Most Completions, Season

411 2008  
389 2023  
375 2002

### Most Completions, Game

40 Dec. 20, 1982 vs. Cincinnati  
39 Oct. 3, 2004 vs. Tennessee  
37 Oct. 9, 1994 Kansas City

### Fewest Completions, Season

170 1966  
172 1977  
177 1973

### Fewest Completions, Game

3 Sept. 19, 1976 at Tampa Bay  
5 (5x) Last: Oct. 4, 1987 at Cincinnati  
6 (6x) Last: Dec. 28, 2003 vs. Oakland

### Most Seasons Leading League (Fewest Net Yds)

4 1961, 1964, 1965, 2010

### Most Net Yards, Season

4,311 1981  
4,295 2002  
4,293 1985

### Most Net Yards, Game

466 Sept. 10, 2023 vs. Miami  
453 Nov. 10, 2002 at St. Louis  
451 Oct. 1, 2000 at St. Louis

### Fewest Net Yards, Season

1,725 1977  
2,155 1966  
2,174 1965

### Fewest Net Yards, Game

-13 Oct. 4, 1987 at Cincinnati  
-4 Sept. 19, 1976 at Tampa Bay  
0 Dec. 28, 2003 vs. Oakland  
Dec. 6, 1970 vs. Cincinnati

### Most Seasons Leading League (Fewest TDs)

4 1963, 1965, 1966, 1979

### Most Touchdowns, Season

36 2003  
33 2000  
31 1997

### Most Touchdowns, Game

5 (9x) Last: Dec. 14, 2023 at Las Vegas  
4 (31x) Last: Oct. 22, 2023 at Kansas City  
3 (116x) Last: Sept. 24, 2023 at Minnesota

### Fewest Touchdowns, Season

10 1982<sup>†</sup>  
11 1979  
13 1966, 1970, 1974

## PUNT RETURNS ALLOWED

### Most Seasons Leading League (Fewest Returns)

7 1960, 1963, 1966, 1967, 1968, 1982, 2004

### Most by Opponents, Season

56 1988  
51 1996, 2000  
49 1998

### Fewest by Opponents, Season

7 1982<sup>†</sup>  
16 1968  
17 1960, 1972

### Most Yards by Opponents, Season

722 2000  
612 1996  
601 1976

### Most Yards by Opponent, Game

160 Sept. 13, 2010 at Kansas City  
150 Dec. 27, 1987 at Denver  
145 Dec. 6, 2020 vs. New England

## KICKOFF RETURNS ALLOWED

### Most Seasons Leading League (Fewest Returns)

1 1975

### Most by Opponent, Season

90 2006  
88 1981  
87 2009

### Fewest by Opponent, Season

11 2023  
15 2022  
21 2016

### Most by Opponent, Game

10 (4x) Last: Dec. 16, 2007 vs. Detroit  
9 (7x) Last: Nov. 28, 2010 at Indianapolis  
8 (25x) Last: Nov. 24, 2013 at Kansas City



# CAREER TOP-10

## RUSHING YARDS

1. LaDainian Tomlinson, 2001-09	12,490
2. Paul Lowe, 1960-68	4,972
3. Austin Ekeler, 2017-23	4,355
4. Marion Butts, 1989-93	4,297
5. Melvin Gordon, 2015-19	4,240
6. Ryan Mathews, 2010-14	4,061
7. Natrone Means, 1993-95, 98-99	3,885
8. Chuck Muncie, 1980-84	3,309
9. Don Woods, 1974-80	2,858
10. Keith Lincoln, 1961-66, 68	2,698

## RUSHING TOUCHDOWNS

1. LaDainian Tomlinson, 2001-09	138
2. Chuck Muncie, 1980-84	43
3. Austin Ekeler, 2017-23	39
4. Paul Lowe, 1960-68	38
5. Melvin Gordon, 2015-19	36
6. Natrone Means, 1993-95, 98-99	34
7. Marion Butts, 1989-93	31
8. Ryan Mathews, 2010-14	23
9. Mike Tolbert, 2008-11	20
10. Tim Spencer, 1985-90	19

## RUSHING ATTEMPTS

1. LaDainian Tomlinson, 2001-09	2,880
2. Melvin Gordon, 2015-19	1,059
3. Marion Butts, 1989-93	1,031
4. Paul Lowe, 1960-68	1,015
5. Natrone Means, 1993-95, 98-99	1,013
6. Austin Ekeler, 2017-23	990
7. Ryan Mathews, 2010-14	923
8. Chuck Muncie, 1980-84	773
9. Don Woods, 1974-80	713
10. Keith Lincoln, 1961-66, 68	573

## TOTAL YARDS FROM SCRIMMAGE

1. LaDainian Tomlinson, 2001-09	16,445
2. Antonio Gates, 2003-18	11,841
3. Keenan Allen, 2013-23	10,643
4. Lance Alworth, 1962-70	9,721
5. Charlie Joiner, 1976-86	9,191
6. Austin Ekeler, 2017-23	8,239
7. Gary Garrison, 1966-76	7,562
8. Kellen Winslow, 1979-87	6,741
9. Wes Chandler, 1981-87	6,197
10. Melvin Gordon, 2015-19	6,113

## PASSING YARDS

1. Philip Rivers, 2004-19	59,271
2. Dan Fouts, 1973-87	43,040
3. John Hadl, 1962-72	26,938
4. Justin Herbert, 2020-24	17,801
5. Stan Humphries, 1992-97	16,085
6. Drew Brees, 2001-05	12,348
7. Jack Kemp, 1960-62	5,996
8. Doug Flutie, 2001-04	4,901
9. John Friesz, 1990-93	4,396
10. Jim Harbaugh, 1999-2000	4,177

## TOUCHDOWN PASSES

1. Philip Rivers, 2004-19	397
2. Dan Fouts, 1973-87	254
3. John Hadl, 1962-72	201
4. Justin Herbert, 2020-24	119
5. Stan Humphries, 1992-97	85
6. Drew Brees, 2001-05	80
7. Jack Kemp, 1960-62	37
8. Tobin Rote, 1963-64	29
9. Doug Flutie, 2001-04	25
10. Billy Joe Tolliver, 1989-90	21

## PASS ATTEMPTS

1. Philip Rivers, 2004-19	7,591
2. Dan Fouts, 1973-87	5,604
3. John Hadl, 1962-72	3,640
4. Justin Herbert, 2020-24	2,513
5. Stan Humphries, 1992-97	2,350
6. Drew Brees, 2001-05	1,809
7. Jack Kemp, 1960-62	815
8. John Friesz, 1990-93	747
9. Doug Flutie, 2001-04	737
10. Jim Harbaugh, 1999-2000	636

## PASS COMPLETIONS

1. Philip Rivers, 2004-19	4,908
2. Dan Fouts, 1973-87	3,297
3. John Hadl, 1962-72	1,824
4. Justin Herbert, 2020-24	1,672
5. Stan Humphries, 1992-97	1,335
6. Drew Brees, 2001-05	1,125
7. Doug Flutie, 2001-04	408
8. John Friesz, 1990-93	401
9. Jack Kemp, 1960-62	389
10. Jim Harbaugh, 1999-2000	372

## PASSES INTERCEPTED

1. Dan Fouts, 1973-87	242
2. John Hadl, 1962-72	211
3. Philip Rivers, 2004-19	198
4. Stan Humphries, 1992-97	73
5. Drew Brees, 2001-05	53
6. Jack Kemp, 1960-62	49
7. Justin Herbert, 2020-24	43
8. Ryan Leaf, 1998-2000	33
9. Tobin Rote, 1963-64	32
10. Craig Whelihan, 1995-98	29

## RECEIVING YARDS

1. Antonio Gates, 2003-18	11,841
2. Keenan Allen, 2013-23	10,530
3. Lance Alworth, 1962-70	9,584
4. Charlie Joiner, 1976-86	9,203
5. Gary Garrison, 1966-76	7,533
6. Kellen Winslow, 1979-87	6,741
7. Wes Chandler, 1981-87	6,132
8. Anthony Miller, 1988-93	5,582
9. Malcom Floyd, 2004-15	5,550
10. Mike Williams, 2017-23	4,806

## RECEIVING TOUCHDOWNS

1. Antonio Gates, 2003-18	116
2. Lance Alworth, 1962-70	81
3. Keenan Allen, 2013-23	59
4. Gary Garrison, 1966-76	58
5. Charlie Joiner, 1976-86	47
6. Kellen Winslow, 1979-87	45
7. Wes Chandler, 1981-87	41
8. Vincent Jackson, 2005-11	37
9. Anthony Miller, 1988-93	37
10. John Jefferson, 1978-80	36

## RECEPTIONS

1. Antonio Gates, 2003-18	955
2. Keenan Allen, 2013-23	904
3. Charlie Joiner, 1976-86	586
4. Kellen Winslow, 1979-87	541
5. LaDainian Tomlinson, 2001-09	530
6. Lance Alworth, 1962-70	493
7. Austin Ekeler, 2017-23	440
8. Gary Garrison, 1966-76	404
9. Ronnie Harmon, 1990-95	377
10. Anthony Miller, 1988-93	374

## QUARTERBACK SACKS

1. Leslie O'Neal, 1986, 1988-95	105.5
2. Shaun Phillips, 2004-12	69.5
3. <b>Joey Bosa, 2016-24</b>	<b>69.0</b>
Gary Johnson, 1975-84	67.0
5. Lee Williams, 1984-90	65.5
6. Fred Dean, 1975-81	53.5
7. Melvin Ingram, 2012-20	49.0
8. Junior Seau, 1990-2002	47.0
9. Raylee Johnson, 1993-2003	46.0
10. Shawne Merriman, 2005-09	43.5
Leroy Jones, 1976-83	43.5

## INTERCEPTIONS

1. Gill Byrd, 1983-92	42
2. Dick Harris, 1960-65	29
3. Rodney Harrison, 1994-2002	26
4. Kenny Graham, 1964-69	25
5. Mike Williams, 1975-82	24
6. Joe Beachamp, 1966-75	23
7. Quentin Jammer, 2002-12	21
Woodrowe Lowe, 1976-86	21
Bob Howard, 1967-74	21
Leslie "Speedy" Duncan, 1964-70	21

## INTERCEPTION RETURN YARDS

1. Gill Byrd, 1983-92	546
2. Charlie McNeil, 1960-64	502
3. Kenny Graham, 1964-69	477
4. Joe Beachamp, 1966-75	433
5. Dick Harris, 1960-65	413
6. Rodney Harrison, 1994-2002	345
7. Woodrowe Lowe, 1976-86	343
8. Darren Carrington, 1991-94	337
9. Leslie "Speedy" Duncan, 1964-70	322
10. Glen Edwards, 1978-81	309

## INTERCEPTION TOUCHDOWNS

1. Kenny Graham, 1964-69	5
Dick Harris, 1960-65	5
3. Woodrowe Lowe, 1976-86	4
4. Eric Weddle, 2007-13	3
Joe Beachamp, 1966-75	3
6. Desmond King, 2017-20	2
Shaun Phillips, 2004-12	2
Demorrio Williams, 2012	2
Antonio Cromartie, 2006-09	2
Clinton Hart, 2004-09	2
Donnie Edwards, 2002-06	2
Rodney Harrison, 1994-2002	2
Stanley Richard, 1991-94	2
Donald Frank, 1990-93	2
Gill Byrd, 1983-92	2
Gary Johnson, 1975-84	2
Leslie "Speedy" Duncan, 1964-70	2
Earl Faison, 1961-66	2
Charlie McNeil, 1960-64	2
Bob Laraba, 1960-61	2

## TOUCHDOWNS SCORED

1. LaDainian Tomlinson, 2001-09	153
2. Antonio Gates, 2003-18	116
3. Lance Alworth, 1962-70	83
4. Austin Ekeler, 2017-23	69
5. Keenan Allen, 2013-23	60
6. Gary Garrison, 1966-76	58
7. Melvin Gordon, 2015-19	47
Charlie Joiner, 1976-86	47
9. Paul Lowe, 1960-68	46
10. Kellen Winslow, 1979-87	45
Chuck Muncie, 1980-84	45

## POINTS SCORED

1. John Carney, 1990-2000.....	1,076
2. LaDainian Tomlinson, 2001-09.....	918
3. Nate Kaeding, 2004-12.....	889
4. Rolf Benirschke, 1977-86.....	766
5. Antonio Gates, 2003-18.....	700
6. Nick Novak, 2011-14, 17.....	503
7. Lance Alworth, 1962-70.....	500
8. Austin Ekeler, 2017-23.....	418
9. Dennis Partee, 1968-75.....	380
10. Keenan Allen, 2013-23.....	364

## FIELD GOALS

1. John Carney, 1990-2000.....	261
2. Nate Kaeding, 2004-12.....	180
3. Rolf Benirschke, 1977-86.....	146
4. Nick Novak, 2011-14, 17.....	110
5. Dennis Partee, 1968-75.....	71
6. <b>Cameron Dicker, 2022-24.....</b>	<b>57</b>
7. Michael Badgley, 2018-20.....	52
8. Josh Lambo, 2015-16.....	52
9. George Blair, 1961-64.....	50
10. Steve Christie, 2001-03.....	42

## FIELD GOAL ATTEMPTS

1. John Carney, 1990-2000.....	320
2. Rolf Benirschke, 1977-86.....	208
3. Nate Kaeding, 2004-12.....	207
4. Nick Novak, 2011-14, 17.....	130
5. Dennis Partee, 1968-75.....	121
6. George Blair, 1961-64.....	80
7. Ray Wersching, 1973-76.....	68
8. Michael Badgley, 2018-20.....	65
9. Josh Lambo, 2015-16.....	64
10. <b>Cameron Dicker, 2022-24.....</b>	<b>61</b>
Dick Van Raaphorst, 1966-67.....	61

## KICKOFF RETURN YARDS

1. Darren Sproles, 2005-10.....	6,469
2. Ronney Jenkins, 2000-02.....	3,997
3. Andre Coleman, 1994-96.....	3,914
4. Leslie "Speedy" Duncan, 1964-70.....	3,386
5. James Brooks, 1981-83.....	2,305
6. Kenny Bynum, 1997-2000.....	2,182
7. Lionel James, 1984-88.....	2,094
8. Nate Lewis, 1990-93.....	2,047
9. Artie Owens, 1976-79.....	1,998
10. Tim Dwight, 2001-04.....	1,876

## KICKOFF RETURN TOUCHDOWNS

1. Andre Coleman, 1994-96.....	4
2. Ronney Jenkins, 2000-02.....	3
3. Darren Sproles, 2005-10.....	2
Anthony Miller, 1988-93.....	2
5. Andre Roberts, 2021.....	1
Micheal Spurlock, 2012.....	1
Tim Dwight, 2001-04.....	1
Richard Goodman, 2010-11.....	1
Rodney Harrison, 1994-2002.....	1
Nate Lewis, 1990-93.....	1
Jamie Holland, 1987-89.....	1
Gary Anderson, 1985-88.....	1
Keith Lincoln, 1960-66.....	1

## KICKOFF RETURNS

1. Darren Sproles, 2005-10.....	258
2. Andre Coleman, 1994-96.....	166
3. Ronney Jenkins, 2000-02.....	165
4. Leslie "Speedy" Duncan, 1964-70.....	134
5. Kenny Bynum, 1997-2000.....	107
6. James Brooks, 1981-83.....	105
7. Lionel James, 1984-88.....	99
8. Nate Lewis, 1990-93.....	92
9. Artie Owens, 1976-79.....	88
10. Tim Dwight, 2001-04.....	80

## PUNT RETURN YARDS

1. Mike Fuller, 1975-80.....	2,388
2. Leslie "Speedy" Duncan, 1964-70.....	1,651
3. Darrien Gordon, 1993-94, 96.....	1,407
4. Lionel James, 1984-88.....	1,193
5. Darren Sproles, 2005-10.....	935
6. Eric Parker, 2002-06.....	881
7. James Brooks, 1981-83.....	565
8. Tim Dwight, 2001-04.....	508
9. Eric Metcalf, 1997.....	489
10. Desmond King, 2017-20.....	438

## PUNT RETURN TOUCHDOWNS

1. Leslie "Speedy" Duncan, 1964-70.....	4
2. Eric Metcalf, 1997.....	3
Darrien Gordon, 1993-94, 96.....	3
4. Desmond King, 2017-20.....	2
Darren Sproles, 2005-10.....	2
Lionel James, 1984-88.....	2
Mike Fuller, 1975-80.....	2
Ron Smith, 1973.....	2
9. <b>Derius Davis, 2023-24.....</b>	<b>1</b>
Travis Benjamin, 2017-19.....	1
Micheal Spurlock, 2012.....	1
Tim Dwight, 2001-04.....	1
Andre Coleman, 1994-96.....	1
Nate Lewis, 1990-93.....	1
Kitrick Taylor, 1990-91.....	1
Keith Lincoln, 1961-68.....	1

## PUNT RETURNS

1. Mike Fuller, 1975-80.....	212
2. Leslie "Speedy" Duncan, 1964-70.....	138
3. Lionel James, 1984-88.....	124
4. Darren Sproles, 2005-10.....	114
5. Eric Parker, 2002-06.....	105
6. Darrien Gordon, 1993-94, 96.....	103
7. James Brooks, 1981-83.....	52
8. Tim Dwight, 2001-04.....	46
9. Desmond King, 2017-20.....	45
Eric Metcalf, 1997.....	45

## SEASONS

1. David Binn, 1994-2010.....	17
2. Philip Rivers, 2004-16.....	16
Antonio Gates, 2003-18.....	16
3. Dan Fouts, 1973-87.....	15
Russ Washington, 1968-82.....	15
6. Doug Wilkerson, 1971-84.....	14
Don Macek, 1976-89.....	14
8. Mike Scifres, 2003-15.....	13
Junior Seau, 1990-2002.....	13
10. Jamal Williams, 1998-2009.....	12

## GAMES PLAYED

1. David Binn, 1994-2010.....	256
2. Antonio Gates, 2003-18.....	236
3. Philip Rivers, 2004-19.....	228
4. Junior Seau, 1990-2002.....	200
Russ Washington, 1968-82.....	200
6. Mike Scifres, 2003-15.....	195
Doug Wilkerson, 1971-84.....	195
8. Dan Fouts, 1973-87.....	181
9. Quentin Jammer, 2002-12.....	172
10. Charlie Joiner, 1976-86.....	164
Woodrow Lowe, 1976-86.....	164

# SINGLE-SEASON TOP-10

## RUSHING YARDS

1.	LaDainian Tomlinson, 2006	1,815
2.	LaDainian Tomlinson, 2002	1,683
3.	LaDainian Tomlinson, 2003	1,645
4.	LaDainian Tomlinson, 2007	1,474
5.	LaDainian Tomlinson, 2005	1,462
6.	Natrone Means, 1994	1,350
7.	LaDainian Tomlinson, 2004	1,335
8.	Ryan Mathews, 2013	1,255
9.	LaDainian Tomlinson, 2001	1,236
10.	Marion Butts, 1990	1,225

## RUSHING TOUCHDOWNS

1.	LaDainian Tomlinson, 2006	28
2.	Chuck Muncie, 1981	19
3.	LaDainian Tomlinson, 2005	18
4.	LaDainian Tomlinson, 2004	17
5.	LaDainian Tomlinson, 2007	15
6.	LaDainian Tomlinson, 2002	14
7.	Austin Ekeler, 2022	13
	LaDainian Tomlinson, 2003	13
8.	Austin Ekeler, 2021	12
	LaDainian Tomlinson, 2009	12
	Natrone Means, 1994	12
	Chuck Muncie, 1983	12
	Clarence Williams, 1979	12

## RUSHING ATTEMPTS

1.	LaDainian Tomlinson, 2002	372
2.	LaDainian Tomlinson, 2006	348
3.	Natrone Means, 1994	343
4.	LaDainian Tomlinson, 2005	339
	LaDainian Tomlinson, 2004	339
	LaDainian Tomlinson, 2001	339
7.	LaDainian Tomlinson, 2007	315
8.	LaDainian Tomlinson, 2003	313
9.	Earnest Jackson, 1984	296
10.	LaDainian Tomlinson, 2008	292

## TOTAL YARDS FROM SCRIMMAGE

1.	LaDainian Tomlinson, 2003	2,370
2.	LaDainian Tomlinson, 2006	2,323
3.	LaDainian Tomlinson, 2002	2,172
4.	LaDainian Tomlinson, 2007	1,949
5.	LaDainian Tomlinson, 2005	1,832
6.	LaDainian Tomlinson, 2004	1,776
7.	Austin Ekeler, 2022	1,637
8.	LaDainian Tomlinson, 2001	1,603
9.	Lance Alworth, 1965	1,590
10.	Natrone Means, 1994	1,585

## PASSING YARDS

1.	Justin Herbert, 2021	5,014
2.	Dan Fouts, 1981	4,802
3.	Philip Rivers, 2015	4,792
4.	Justin Herbert, 2022	4,739
5.	Dan Fouts, 1980	4,715
6.	Philip Rivers, 2010	4,710
7.	Philip Rivers, 2011	4,624
8.	Philip Rivers, 2019	4,615
9.	Philip Rivers, 2017	4,515
10.	Philip Rivers, 2013	4,478

## TOUCHDOWN PASSES

1.	Justin Herbert, 2021	38
2.	Philip Rivers, 2008	34
	Philip Rivers, 2016	33
	Dan Fouts, 1981	33
5.	Philip Rivers, 2018	32
	Philip Rivers, 2013	32
7.	Justin Herbert, 2020	31
	Philip Rivers, 2014	31
9.	Philip Rivers, 2010	30
	Dan Fouts, 1980	30

## PASS ATTEMPTS

1.	Justin Herbert, 2022	699
2.	Justin Herbert, 2021	672
3.	Philip Rivers, 2015	661
4.	Dan Fouts, 1981	609
5.	Justin Herbert, 2020	595
6.	Philip Rivers, 2019	591
7.	Dan Fouts, 1980	589
8.	Philip Rivers, 2011	582
9.	Philip Rivers, 2016	578
10.	Philip Rivers, 2017	575

## PASS COMPLETIONS

1.	Justin Herbert, 2022	477
2.	Justin Herbert, 2021	443
3.	Philip Rivers, 2015	437
4.	Justin Herbert, 2020	396
5.	Philip Rivers, 2019	390
6.	Philip Rivers, 2014	379
7.	Philip Rivers, 2013	378
8.	Philip Rivers, 2011	366
9.	Dan Fouts, 1981	360
	Philip Rivers, 2017	360

## PASSES INTERCEPTED

1.	John Hadl, 1968	32
2.	John Hadl, 1972	26
3.	John Hadl, 1971	25
	Jack Kemp, 1960	25
5.	Dan Fouts, 1980	24
	Dan Fouts, 1979	24
	John Hadl, 1962	24
8.	Dan Fouts, 1986	22
	John Hadl, 1967	22
	Jack Kemp, 1961	22

## RECEIVING YARDS

1.	Lance Alworth, 1965	1,602
2.	Keenan Allen, 2017	1,393
3.	Lance Alworth, 1966	1,383
4.	John Jefferson, 1980	1,340
5.	Lance Alworth, 1968	1,312
6.	Kellen Winslow, 1980	1,290
7.	Anthony Miller, 1989	1,252
8.	Keenan Allen, 2023	1,243
9.	Lance Alworth, 1964	1,235
10.	Tony Martin, 1995	1,224

## RECEIVING TOUCHDOWNS

1.	Tony Martin, 1996	14
	Lance Alworth, 1965	14
3.	Antonio Gates, 2004	13
	John Jefferson, 1980	13
	John Jefferson, 1978	13
	Lance Alworth, 1966	13
	Lance Alworth, 1964	13
8.	Antonio Gates, 2014	12
	Gary Garrison, 1970	12
10.	Lance Alworth, 1963	11

## RECEPTIONS

1.	Keenan Allen, 2023	108
2.	Austin Ekeler, 2022	107
3.	Keenan Allen, 2021	106
4.	Keenan Allen, 2019	104
5.	Keenan Allen, 2017	102
6.	Keenan Allen, 2020	100
	LaDainian Tomlinson, 2003	100
8.	Keenan Allen, 2018	97
9.	Austin Ekeler, 2019	92
10.	Tony Martin, 1995	90

## QUARTERBACK SACKS (since 1982)

1.	Khalil Mack, 2023	17.0
	Shawne Merriman, 2006	17.0
	Leslie O'Neal, 1992	17.0
4.	Lee Williams, 1986	15.0
5.	Lee Williams, 1989	14.0
6.	Leslie O'Neal, 1990	13.5
7.	Marcellus Wiley, 2001	13.0
8.	Joey Bosa, 2017	12.5
	Shawne Merriman, 2007	12.5
	Leslie O'Neal, 1995	12.5
	Leslie O'Neal, 1994	12.5
	Leslie O'Neal, 1989	12.5
	Leslie O'Neal, 1986	12.5

## INTERCEPTIONS

1.	Antonio Cromartie, 2007	10
2.	Charlie McNeil, 1961	9
3.	Ryan McNeil, 2001	8
	Dick Harris, 1963	8
	Claude Gibson, 1962	8
	Bob Zeman, 1961	8
7.	Casey Hayward, 2016	7
	Eric Weddle, 2011	7
	Darren Carrington, 1993	7
	Gill Byrd, 1990	7
	Gill Byrd, 1989	7
	Gill Byrd, 1988	7
	Danny Walters, 1983	7
	Bryant Salter, 1972	7
	Jim Hill, 1969	7
	Leslie "Speedy" Duncan, 1966	7
	Bud Whitehead, 1965	7
	Dick Harris, 1961	7

## INTERCEPTION RETURN YARDS

1.	Charlie McNeil, 1961	349
2.	Stanley Richard, 1994	224
3.	Vencie Glenn, 1987	166
4.	Gill Byrd, 1984	157
5.	Jeff Dale, 1986	153
6.	Darren Carrington, 1992	152
7.	Bob Laraba, 1961	151
8.	Woodrow Lowe, 1979	150
9.	Antonio Cromartie, 2007	144
10.	Dick Harris, 1961	140

## INTERCEPTION TOUCHDOWNS

1.	Dick Harris, 1961	3
2.	Demorrio Williams, 2012	2
	Clinton Hart, 2005	2
	Stanley Richard, 1994	2
	Gill Byrd, 1984	2
	Woodrow Lowe, 1979	2
	Kenny Graham, 1969	2
	Joe Beauchamp, 1968	2
	Bob Laraba, 1961	2
	Charlie McNeil, 1961	2

## TOUCHDOWNS SCORED

1.	LaDainian Tomlinson, 2006	31
2.	Austin Ekeler, 2021	20
	LaDainian Tomlinson, 2005	20
4.	Chuck Muncie, 1981	19
5.	Austin Ekeler, 2022	18
	LaDainian Tomlinson, 2007	18
	LaDainian Tomlinson, 2004	18
8.	LaDainian Tomlinson, 2003	17
9.	LaDainian Tomlinson, 2002	15
	Lance Alworth, 1964	15

## POINTS SCORED

1. LaDainian Tomlinson, 2006	186
2. Nate Kaeding, 2009	146
3. Nick Novak, 2013	144
4. Nate Kaeding, 2006	136
5. John Carney, 1994	135
6. Cameron Dicker, 2023	128
7. Nate Kaeding, 2008	127
8. Austin Ekeler, 2021	124
John Carney, 1993	124
10. Nick Novak, 2011	122

## FIELD GOALS

1. Nick Novak, 2013	34
John Carney, 1994	34
3. Nate Kaeding, 2009	32
4. Cameron Dicker, 2023	31
John Carney, 1999	31
John Carney, 1993	31
7. John Carney, 1996	29
8. Nick Novak, 2011	27
Nate Kaeding, 2008	27
10. Josh Lambo, 2016	26
Josh Lambo, 2015	26
Nate Kaeding, 2006	26
John Carney, 1998	26
John Carney, 1992	26

## FIELD GOAL ATTEMPTS

1. John Carney, 1993	40
2. John Carney, 1994	38
3. Nick Novak, 2013	37
4. John Carney, 1999	36
John Carney, 1996	36
Rolf Benirschke, 1980	36
7. Nate Kaeding, 2009	35
8. Nick Novak, 2011	34
9. Cameron Dicker, 2023	33
Michael Badgley, 2020	33
10. Josh Lambo, 2016	32
Josh Lambo, 2015	32
Nate Kaeding, 2008	32
Wade Richey, 2001	32
John Carney, 1992	32
Dennis ParTEE, 1968	32

## KICKOFF RETURN YARDS

1. Ronney Jenkins, 2001	1,541
2. Ronney Jenkins, 2000	1,531
3. Darren Sproles, 2005	1,528
4. Andre Coleman, 1995	1,411
5. Darren Sproles, 2008	1,376
6. Darren Sproles, 2009	1,300
7. Andre Coleman, 1994	1,293
8. Darren Sproles, 2010	1,257
9. Tim Dwight, 2004	1,222
10. Andre Coleman, 1996	1,210

## KICKOFF RETURN TOUCHDOWNS

1. Ronney Jenkins, 2001	2
Andre Coleman, 1995	2
Andre Coleman, 1994	2
4. Andre Roberts, 2021	1
Micheal Spurlock, 2012	1
Richard Goodman, 2011	1
Darren Sproles, 2008	1
Darren Sproles, 2007	1
Tim Dwight, 2004	1
Ronney Jenkins, 2000	1
Rodney Harrison, 1997	1
Nate Lewis, 1991	1
Anthony Miller, 1989	1
Jamie Holland, 1988	1
Anthony Miller, 1988	1
Gary Anderson, 1985	1
Keith Lincoln, 1962	1

## KICKOFF RETURNS

1. Ronney Jenkins, 2000	67
2. Darren Sproles, 2005	63
3. Andre Coleman, 1995	62
4. Ronney Jenkins, 2001	58
5. Andre Coleman, 1996	55
6. Darren Sproles, 2009	54
7. Darren Sproles, 2008	53
8. Darren Sproles, 2010	51
9. Tim Dwight, 2004	50
Leon Johnson, 2003	50

## PUNT RETURN YARDS

1. Darrien Gordon, 1996	537
2. Eric Metcalf, 1997	489
3. Darrien Gordon, 1994	475
4. Leslie "Speedy" Duncan, 1965	464
5. Mike Fuller, 1979	448
6. Mike Fuller, 1978	436
Mike Fuller, 1976	436
8. Leslie "Speedy" Duncan, 1967	434
9. Mike Fuller, 1975	410
10. Lionel James, 1987	400

## PUNT RETURN TOUCHDOWNS

1. Eric Metcalf, 1997	3
2. Darrien Gordon, 1994	2
Ron Smith, 1973	2
Leslie "Speedy" Duncan, 1965	2
5. Derius Davis, 2023	1
Desmond King, 2019	1
Desmond King, 2018	1
Travis Benjamin, 2017	1
Micheal Spurlock, 2012	1
Darren Sproles, 2009	1
Darren Sproles, 2007	1
Tim Dwight, 2001	1
Darrien Gordon, 1996	1
Andre Coleman, 1995	1
Nate Lewis, 1990	1
Kitrick Taylor, 1990	1
Lionel James, 1987	1
Lionel James, 1984	1
Mike Fuller, 1977	1
Mike Fuller, 1975	1
Leslie "Speedy" Duncan, 1968	1
Leslie "Speedy" Duncan, 1966	1
Keith Lincoln, 1961	1

## PUNT RETURNS

1. Mike Fuller, 1979	46
2. Eric Metcalf, 1997	45
3. Mike Fuller, 1978	39
4. Eric Parker, 2006	37
5. Darrien Gordon, 1996	36
Darrien Gordon, 1994	36
Mike Fuller, 1975	36
Leslie "Speedy" Duncan, 1967	36
9. Mike Fuller, 1976	33
10. Latario Rachal, 1998	32
Lionel James, 1987	32

# CHARGERS AND OPPONENT 10 LONGEST

## RUNS FROM SCRIMMAGE

### CHARGERS

- 87t Melvin Gordon, Oct. 29, 2017 at New England
- Paul Lowe, Sept. 10, 1961 at Dallas Texans
- 86t Keith Lincoln, Sept. 30, 1962 at Oakland
- 85t LaDainian Tomlinson, Dec. 17, 2006 vs. K.C.
- 83t Michael Turner, Dec. 18, 2005 at Indianapolis
- 80t Brad Hubbert, Dec. 24, 1967 vs. N.Y. Jets
- 76t Keith Lincoln, Oct. 20, 1963 at Kansas City
- 76 LaDainian Tomlinson, Dec. 1, 2002 vs. Den.
- 75 Justin Jackson, Oct. 31, 2021 vs. New England
- 74t Michael Turner, Oct. 7, 2007 at Denver

### OPPONENT

- 90t Colin Kaepernick, Dec. 20, 2014 at S.F.
- 89t Kenny King, Oct. 12, 1980 at Oakland
- 84t Damien Williams, Dec. 29, 2019 at K.C.
- 81 Billy Sims, Sept. 30, 1984 vs. Detroit
- 77 Napoleon Kaufman, Sept. 22, 1996 at Oak.
- 75t David Montgomery, Nov. 12, 2023 vs. Detroit
- Dameon Pierce, Oct. 2, 2022 at Houston
- 74t Kenneth Walker III, Oct. 23, 2022 vs. Seattle
- Jack Spikes, Sept. 10, 1961 at Dallas Texans
- 71t Corey Dillon, Nov. 2, 1997 at Cincinnati

## PASS COMPLETIONS

### CHARGERS

- 99t S.Humphries to T.Martin, Sept. 18, 1994 at Sea.
- 91t J.Kemp to K.Lincoln, Nov. 12, 1961 at Denver
- 88t E.Luther to B.Duckworth, Dec. 3, 1984 vs. Chi.
- 85t J.Hadl to L.Alworth, Oct. 17, 1965 at Boston
- T.Rote to L.Alworth, Oct. 6, 1963 at Denver
- 84t P.Rivers to A.Ekeler, Dec. 8, 2019 at Jax.
- J.Hadl to G.Garrison, Oct. 5, 1968 at N.Y. Jets
- 83t R.Leaf to J.Graham, Nov. 19, 2000 at Denver
- 82t T.Rote to L.Alworth, Dec. 6, 1964 vs. N.Y. Jets
- 81t P.Rivers to D.Sproles, Sept. 20, 2009 vs. Bal.
- D.Fouts to C.Joiner, Oct. 17, 1976 vs. Hou. Oilers

### OPPONENT

- 99t T.Green to M.Boerigter, Dec. 22, 2002 at K.C.
- 98t J.Lee to W.Dewveall, Nov. 25, 1962 at Hou. Oilers
- 96t J.Montana to J.Rice, Nov. 27, 1988 vs. S.F.
- 93t C.Morton to S.Watson, Sept. 27, 1981 at Denver
- 90t S.DeBerg to J.Birden, Nov. 18, 1990 at K.C.
- C.Davidson to D.Dorsey, Dec. 2, 1962 vs. Oak.
- 89t N.O'Donnell to D.Stone, Sept. 1, 1991 at Pit.
- 87t D.Carr to A.Cooper, Dec. 31, 2017 vs. Oak.
- J.Namath to D.Maynard, Nov. 24, 1968 vs. N.Y. Jets
- F.Tripucka to A.Frazier, Nov. 12, 1961 at Den.

## FIELD GOALS

### CHARGERS

- 59 Michael Badgley, Dec. 9, 2018 vs. Cincinnati
- 57 Nate Kaeding, Dec. 21, 2008 at Tampa Bay
- 55 Cameron Dicker, Nov. 6, 2023 at N.Y. Jets
- Cameron Dicker, Oct. 22, 2023 at Kansas City
- Nate Kaeding, Nov. 29, 2009 vs. Kansas City
- 54 Josh Lambo, Oct. 12, 2015 vs. Pittsburgh
- Nate Kaeding, Oct. 1, 2006 at Baltimore
- John Carney, Sept. 17, 2000 at Kansas City
- John Carney, Sept. 6, 1998 vs. Buffalo
- John Carney, Nov. 10, 1991 vs. Seattle

### OPPONENT

- 61 Brandon McManus, Jan. 2, 2022 vs. Denver
- 58 Harrison Butker, Sept. 20, 2020 vs. K.C. (OT)
- Harrison Butker, Sept. 20, 2020 vs. K.C. (OT)
- Dan Miller, Dec. 26, 1982 vs. Baltimore Colts
- 56 Greg Zuerlein, Sept. 19, 2021 vs. Dallas
- Justin Tucker, Dec. 22, 2018 vs. Baltimore
- Sebastian Janikowski, Oct. 9, 2016 at Oakland
- 55 Jason Sanders, Dec. 11, 2022 vs. Miami
- Daniel Carlson, Dec. 4, 2022 at Las Vegas
- Daniel Carlson, Sept. 11, 2022 vs. Las Vegas
- Jason Elam, Nov. 7, 1999 vs. Denver
- Gary Anderson, Nov. 25, 1984 at Pittsburgh
- George Blanda, Dec. 3, 1961 vs. Houston Oilers

## PUNTS

### CHARGERS

- 83 JK Scott, Dec. 10, 2023 vs. Denver
- 82 Paul Maguire, Nov. 19, 1961 vs. Dallas Texans
- 73 Dennis Partee, Oct. 17, 1971 at Denver
- 72 Mike Scifres, Sept. 21, 2014 at Buffalo
- 71 Mike Scifres, Nov. 10, 2011 vs. Oakland
- Mike Scifres, Oct. 1, 2006 at Baltimore
- Mike Scifres, Dec. 4, 2005 vs. Oakland
- Mauray Buford, Sept. 12, 1982 at Denver
- John Hadl, Nov. 8, 1964 at Denver
- 70 Mike Scifres, Nov. 25, 2007 vs. Baltimore

### OPPONENT

- 81 Dustin Colquitt, Dec. 2, 2007 at Kansas City
- 79 Drew Butler, Dec. 9, 2012 at Pittsburgh
- 77 Greg Montgomery, Sept. 19, 1993 vs. Hou. Oilers
- 75 Kevin Huber, Dec. 1, 2013 vs. Cincinnati
- 74 Tommy Townsend, Sept. 15, 2022 at Kansas City
- Bob Grupp, Nov. 4, 1979 at Kansas City
- 73 Shane Lechler, Sept. 28, 2003 vs. Oakland
- 72 Ryan Plackemeier, Dec. 24, 2006 at Seattle
- Chris Gardocki, Oct. 26, 1997 vs. Indianapolis
- Bob Scarpitto, Oct. 22, 1967 at Denver
- Jerrel Wilson, Sept. 29, 1963 vs. Kansas City

## INTERCEPTION RETURNS

### CHARGERS

- 103t Vencie Glenn, Nov. 29, 1987 vs. Denver
- 102t Donald Frank, Oct. 31, 1993 at L.A. Raiders
- 100t Leslie "Speedy" Duncan, Oct. 15, 1967 vs. K.C.
- 99t Shaun Gayle, Dec. 23, 1995 at N.Y. Giants
- Stanley Richard, Sept. 4, 1994 at Denver
- Gill Byrd, Oct. 4, 1984 at Kansas City
- 90t Desmond King, Nov. 23, 2017 at Dallas
- Jahleel Addae, Jan. 1, 2017 vs. Kansas City
- 86 Trevor Williams, Sept. 30, 2018 vs. S.F.
- 83t Willie Clark, Sept. 22, 1996 at Oakland

### OPPONENT

- 102t Louis Breeden, Nov. 8, 1981 vs. Cincinnati
- 99t Jaylen Watson, Sept. 15, 2022 at Kansas City
- Janoris Jenkins, Nov. 23, 2014 vs. St. Louis
- Kevin Ross, Sept. 6, 1992 vs. Kansas City
- 96t Ray Griffin, Nov. 11, 1979 at Cincinnati
- Bashaud Breeland, Dec. 10, 2017 vs. Was.
- 91t Chad Greenway, Sept. 27, 2015 at Minnesota
- Fred Williamson, Sept. 30, 1962 at Oakland
- 90t Leroy Butler, Sept. 15, 1996 at Green Bay
- Deion Sanders, Dec. 11, 1994 vs. S.F.
- 87t Mark McMillian, Dec. 14, 1997 vs. K.C.

## KICKOFF RETURNS

### CHARGERS

- 105t Richard Goodman, Jan. 1, 2012 at Oakland
- 103t Darren Sproles, Sept. 14, 2008 at Denver
- Keith Lincoln, Sept. 16, 1962 vs. Titans of N.Y.
- 101t Andre Roberts, Jan. 2, 2022 vs. Denver
- 99t Micheal Spurlock, Dec. 30, 2012 vs. Oakland
- 98t Gary Anderson, Nov. 17, 1985 at Denver
- 95t Nate Lewis, Nov. 17, 1991 vs. New Orleans
- 94t Jamie Holland, Dec. 18, 1988 vs. Kansas City
- 93t Ronney Jenkins, Nov. 18, 2001 at Oakland
- Ronney Jenkins, Sept. 10, 2000 vs. N.O.
- Anthony Miller, Nov. 20, 1988 at L.A. Rams

### OPPONENT

- 104t Mecole Hardman, Dec. 29, 2019 at K.C.
- Ira Mathews, Oct. 25, 1979 at Oakland
- 103t Percy Harvin, Sept. 11, 2011 vs. Minnesota
- 101t Leon Washington, Sept. 26, 2010 at Seattle
- Brian Mitchell, Dec. 6, 1998 at Washington
- 99t Leon Washington, Sept. 26, 2010 at Seattle
- Byron Hanspard, Dec. 7, 1997 vs. Atlanta
- 98t Will Blackwell, Dec. 24, 2000 vs. Pittsburgh
- 97t Cassius Vaughn, Jan. 2, 2011 at Denver
- Tim Brown, Sept. 4, 1988 at L.A. Raiders

## PUNT RETURNS

### CHARGERS

95t Leslie "Speedy" Duncan, Nov. 24, 1968 vs. NYJ  
90t Darrien Gordon, Sept. 25, 1994 at L.A. Raiders  
88t Andre Coleman, Sept. 17, 1995 at Philadelphia  
Mike Fuller, Oct. 9, 1977 at New Orleans  
87t Derius Davis, Nov. 6, 2023 at N.Y. Jets  
85t Eric Metcalf, Nov. 2, 1997 at Cincinnati  
84t Tim Dwight, Sept. 9, 2001 vs. Washington  
Ron Smith, Nov. 18, 1973 vs. New Orleans  
83t Eric Metcalf, Nov. 30, 1997 vs. Denver  
82t Paul Lowe, Oct. 7, 1961 at Boston

### OPPONENT

95t Tyreek Hill, Jan. 1, 2017 vs. Kansas City  
94t Dexter McCluster, Sept. 13, 2010 at K.C.  
92t Rick Upchurch, Oct. 3, 1976 at Denver  
91t Tyreek Hill, Sept. 9, 2018 vs. Kansas City  
86t Tamarick Vanover, Oct. 9, 1995 at Kansas City  
82t George Atkinson, Oct. 13, 1968 at Oakland  
82 Ray Buchanan, Nov. 3, 1996 at Indianapolis  
81 Dennis Northcutt, Nov. 5, 2006 vs. Cleveland  
80t Phillip Buchanon, Dec. 28, 2003 vs. Oakland  
79t Lemar Parrish, Dec. 6, 1970 vs. Cincinnati

## FUMBLE RETURNS

### CHARGERS

86t Eric Weddle, Nov. 30, 2008 vs. Atlanta  
82t Donnie Edwards, Nov. 10, 2002 at St. Louis  
81t Vencie Glenn, Oct. 22, 1989 vs. N.Y. Giants  
79t Marlon McCree, Oct. 29, 2006 vs. St. Louis  
78t Paul Bradford, Nov. 23, 1997 at San Francisco  
75t Keith Browner (25 yds.) lateral to  
Sam Seale(50 yds.), Nov. 20, 1988  
at L.A. Rams  
61t Tevaughn Campbell, Dec. 5, 2021 at Cincinnati  
Caraun Reid, Sept. 25, 2016 at Indianapolis  
58t Rick Redman, Oct. 2, 1966 vs. Miami  
53t Darrell Stuckey, Dec. 7, 2014 vs. New England  
53 Henry Rolling, Oct. 6, 1991 at L.A. Raiders

### OPPONENT

97t Mike Edwards, Jan. 7, 2024 vs. Kansas City  
68 A.J. Duhe, Oct. 15, 1978 vs. Miami  
65t Tony Carter, Oct. 15, 2012 vs. Denver  
64t Tyvon Branch, Oct. 10, 2010 at Oakland  
63t Joey Browner, Sept. 2, 1984 at Minnesota  
63 Rob Ninkovich, Oct. 24, 2010 vs. N.E.  
62 Carlton Gray, Oct. 27, 1996 at Seattle  
59t George Atkinson, Nov. 25, 1973 at Oakland  
57t Tyreek Hill, Dec. 11, 2022 vs. Miami  
56t Ifeadi Odenigbo, Dec. 15, 2019 vs. Minnesota

## BLOCKED PUNT RETURNS

### CHARGERS

35t Bob Zeman, Oct. 7, 1961 at Boston  
21t Derrie Nelson, Nov. 13, 1983 vs. Dallas  
19 Pete Lazetich, Sept. 24, 1972 vs. Denver  
5 Gene Selawski, Oct. 22, 1961 at Oakland  
4 Wayne Davis, Nov. 17, 1985 at Denver  
3 Steve Heiden, Dec. 17, 2000 at Carolina  
0t Jacob Hester, Oct. 25, 2009 at Kansas City  
Darryll Lewis, Sept. 26, 1999 vs. Indianapolis  
0s Carlos Polk, Sept. 22, 2002 at Arizona  
0 Corey Lynch, Sept. 10, 2012 at Oakland

### OPPONENT

37t Frank Warren, Nov. 17, 1991 vs. New Orleans  
29t Adam Hayward, Nov. 11, 2012 at Tampa Bay  
16 Randy McClanahan, Sept. 18, 1977 at Oak.  
15 Walt Landers, Sept. 24, 1978 vs. Green Bay  
14 Glen Cadrez, Oct. 13, 2002 vs. Kansas City  
9 Tyrone Braxton, Oct. 2, 1988 vs. Denver  
5t Hiram Eugene, Oct. 10, 2010 at Oakland  
2t Jerry Robinson, Nov. 20, 1986 vs. L.A. Raiders  
0s Nick Schommer, Oct. 31, 2010 vs. Tennessee  
Rock Cartwright, Oct. 10, 2010 at Oakland

## BLOCKED FIELD GOAL RETURNS

### CHARGERS

72t Leslie "Speedy" Duncan, Nov. 23, 1967 vs. Den.  
35 Tom Day, Oct. 15, 1967 vs. Kansas City  
28 Jim Tolbert, Nov. 15, 1971 vs. St. Louis  
27 Kenny Graham, Nov. 15, 1964 at Kansas City  
25 Jeff Staggs, Oct. 25, 1970 vs. Houston Oilers

### OPPONENT

66 Tommy Casanova, Sept. 22, 1974 at Cin.  
65t Matt Ware, Oct. 23, 2005 at Philadelphia  
60 Louis Wright, Nov. 17, 1985 at Denver  
54t Doug Evans, Dec. 17, 2000 at Carolina  
44t Devin McCourty, Dec. 6, 2020 vs. N.E.  
42t Ray McElroy, Oct. 26, 1997 vs. Indianapolis  
28 John Barmlett, Nov. 27, 1966 vs. Denver  
17 Charlie West, Dec. 5, 1971 vs. Minnesota  
Mike Statton, Oct. 1, 1967 vs. Buffalo  
16 Daniel Thomas, Oct. 25, 2020 vs. Jax.  
Fletcher Smith, Oct. 15, 1967 vs. Kansas City

## MISSED FIELD GOAL RETURNS

### CHARGERS

109t Antonio Cromartie, Nov. 4, 2007 at Min.

# INDIVIDUAL POSTSEASON RECORDS

\*NFL Record

## SCORING

### Most Points, Career

- 42 Nate Kaeding, 2004-09
- 37 Rolf Benirschke, 1977-86
- 30 John Carney, 1990-2000

### Most Points, Game

- 15 Michael Badgley, AFC Wild Card, Jan. 6, 2019, at Baltimore
- 12 (10x) Last: Cameron Dicker and Austin Ekeler, AFC Wild Card, Jan. 14, 2023 at Jax.
- 11 Rolf Benirschke, AFC Divisional, Jan. 2, 1982 at Miami

### Most Touchdowns, Career

- 4 Darren Sproles, 2005-09
- LaDainian Tomlinson, 2001-09
- Kellen Winslow, 1979-87
- Charlie Joiner, 1976-86
- 3 (4x) Last: Keenan Allen, 2013-22
- 2 (8x) Last: Austin Ekeler, 2017-22

### Most Touchdowns, Game

- 2 (8x) Last: Austin Ekeler, AFC Wild Card Jan. 14, 2023 at Jacksonville
- 1 (53x) Last: Gerald Everett, AFC Wild Card Jan. 14, 2023 at Jacksonville

### Most Points After Touchdown, Career

- 18 Nate Kaeding, 2004-09
- 16 Rolf Benirschke, 1977-86
- 9 John Carney, 1990-2000

### Most Points After Touchdown, Game

- 6 George Blair, AFL Championship, Jan. 5, 1964 vs. Boston
- 5 Rolf Benirschke, AFC Divisional, Jan. 2, 1982 at Miami
- 4 (2x) Last: Nate Kaeding, AFC Divisional, Jan. 13, 2008 at Indianapolis

### Most Two-Point Conversions, Game

- 1 (4x) Last: Keenan Allen, AFC Divisional, Jan. 13, 2019 at New England

## FIELD GOALS

### Most, Career

- 8 Nate Kaeding, 2004-09
- 7 John Carney, 1990-2000
- Rolf Benirschke, 1977-86
- 5 Michael Badgley, 2018-20

### Most, Game

- 5 Michael Badgley, AFC Wild Card, Jan. 6, 2019 at Baltimore
- 4 Nate Kaeding, AFC Championship, Jan. 20, 2008 at New England
- 3 Cameron Dicker, AFC Wild Card, Jan. 14, 2023 at Jacksonville
- Ben Agajanian, AFL Championship, Jan. 1, 1961 vs. Houston Oilers

### Longest

- 54 John Carney, AFC Wild Card, Dec. 31, 1995 vs. Indianapolis
- 53 Michael Badgley, AFC Wild Card, Jan. 6, 2019 at Baltimore
- 50 Cameron Dicker, AFC Wild Card, Jan. 14, 2023 at Jacksonville

## RUSHING

### Most Attempts, Career

- 110 Chuck Muncie, 1980-84
- 96 LaDainian Tomlinson, 2001-09
- 63 Natrone Means, 1993-95, 98-99

### Most Attempts, Game

- 26 LaDainian Tomlinson, AFC Wild Card, Jan. 8, 2005 vs. New York Jets
- 25 Chuck Muncie, AFC First Round, Jan. 9, 1983 at Pittsburgh
- 24 Natrone Means, AFC Divisional, Jan. 8, 1995 vs. Miami
- Chuck Muncie, AFC Divisional, Jan. 2, 1982 at Miami

### Most Yards, Career

- 516 Chuck Muncie, 1980-84
- 380 Paul Lowe, 1960-68
- 327 LaDainian Tomlinson, 2001-09

### Most Yards, Game

- 206 Keith Lincoln, AFL Championship, Jan. 5, 1964 vs. Boston
- 165 Paul Lowe, AFL Championship, Jan. 1, 1961 at Houston Oilers
- 139 Natrone Means, AFC Divisional, Jan. 8, 1995 vs. Miami

### Most Touchdowns, Career

- 4 LaDainian Tomlinson, 2001-09
- 3 Chuck Muncie, 1980-84
- 2 (6x) Last: Austin Ekeler, 2017-22

### Most Touchdowns, Game

- 2 Austin Ekeler, AFC Wild Card, Jan. 14, 2023 at Jacksonville
- Darren Sproles, AFC Wild Card, Jan. 3, 2009 vs. Indianapolis
- LaDainian Tomlinson, AFC Divisional, Jan. 14, 2007 vs. New England
- 1 (24x) Last: Melvin Gordon, AFC Divisional, Jan. 13, 2019 at New England

### Longest Run

- 67t Keith Lincoln, AFL Championship, Jan. 5, 1964 vs. Boston
- 58t Ronnie Brown, AFC Wild Card, Jan. 5, 2014 at Cincinnati
- Paul Lowe, AFL Championship, Jan. 5, 1964 vs. Boston
- 56t Keith Lincoln, AFL Championship, Jan. 5, 1964 vs. Boston

## PASSING

### Most Attempts, Career

- 355 Philip Rivers 2004-19
- 286 Dan Fouts 1973-87
- 228 Stan Humphries 1992-97

### Most Completions, Career

- 211 Philip Rivers, 2004-19
- 159 Dan Fouts, 1973-1987
- 118 Stan Humphries, 1992-97

### Highest Completion Pct., Career (min. 40 att.)

- 73.8 Drew Brees, 2001-04
- 59.4 Philip Rivers, 2004-19
- 58.1 Justin Herbert, 2020-22

### Most Attempts, Game

- 53 Dan Fouts, AFC Divisional, Jan. 2, 1982 at Miami (OT)
- 51 Philip Rivers, AFC Divisional, Jan. 13, 2019 at New England
- 49 Stan Humphries, Super Bowl XXIX, Jan. 29, 1995 vs. San Francisco

### Most Completions, Game

- 33 Dan Fouts, AFC Divisional, Jan. 2, 1982 at Miami (OT)
- 31 Drew Brees, AFC Wild Card, Jan. 8, 2005 vs. New York Jets
- 28 Stan Humphries, AFC Wild Card, Dec. 31, 1995 vs. Indianapolis

### Highest Completion Pct, Game (min. 10 att.)

- 75.0 Philip Rivers, AFC Wild Card, Jan. 5, 2014 at Cincinnati
- 73.8 Drew Brees, AFC Wild Card, Jan. 8, 2005 vs. New York Jets
- 73.7 Philip Rivers, AFC Divisional, Jan. 13, 2008 at Indianapolis

### Most Yards, Career

- 2,656 Philip Rivers, 2004-19
- 2,125 Dan Fouts, 1973-87
- 1,347 Stan Humphries, 1992-97

### Most Yards, Game

- 433 Dan Fouts, AFC Divisional, Jan. 2, 1982 at Miami (OT)
- 336 Dan Fouts, AFC Championship, Jan. 11, 1981 vs. Oakland
- 333 Dan Fouts, AFC First Round, Jan. 9, 1983 at Pittsburgh

### Most Touchdowns, Career

- 14 Philip Rivers, 2004-19
- 12 Dan Fouts, 1973-87
- 6 Stan Humphries, 1992-97

### Most Touchdowns, Game

- 3 (5x) Last: Philip Rivers, AFC Divisional, Jan. 13, 2019 at New England
- 2 (6x) Last: Philip Rivers, AFC Divisional, Jan. 12, 2014 at Denver
- 1 (10x) Last: Justin Herbert, AFC Wild Card, Jan. 14, 2023 at Jacksonville

### Highest Passer Rating, Career (min. 40 att.)

- 101.2 Drew Brees, 2001-04
- 84.7 Justin Herbert, 2020-22
- 84.2 Philip Rivers, 2004-19

### Highest Passer Rating, Game (min. 10 att.)

- 145.3 Tobin Rote, AFL Championship, Jan. 5, 1964 vs. Boston
- 133.2 Philip Rivers, AFC Divisional, Jan. 13, 2008 at Indianapolis
- 132.1 John Hadl, AFL Championship, Jan. 5, 1964 vs. Boston

### Most Games 300 Yards or More, Career

- 5 Dan Fouts, 1973-87
- 2 Philip Rivers, 2004-19
- 1 Drew Brees, 2001-04

### Most Games 400 Yards or More, Career

- 1 Dan Fouts, 1973-87

### Longest Completion

- 62t Philip Rivers, AFC Divisional, Jan. 11, 2009 at Pittsburgh
- 58 Philip Rivers, AFC Divisional, Jan. 14, 2007 vs. New England
- 56t Philip Rivers, AFC Divisional, Jan. 13, 2008 at Indianapolis

### Most Interceptions, Career

- 16 Dan Fouts, 1973-87
- 13 Stan Humphries, 1992-97
- 10 Philip Rivers, 2004-19

### Most Interceptions, Game

- 5 Dan Fouts, AFC Second Round, Jan. 16, 1983 at Miami
- Dan Fouts, AFC Divisional, Dec. 29, 1979 vs. Houston Oilers
- 4 (3x) Last: Stan Humphries, AFC Wild Card, Dec. 31, 1995 vs. Indianapolis
- 2 (9x) Last: Philip Rivers, AFC Divisional, Jan. 17, 2010 vs. New York Jets

## RECEIVING

### Most Receptions, Career

- 51 Antonio Gates, 2003-18
- 39 Ronnie Harmon, 1990-95
- 30 Charlie Joiner, 1976-86

### Most Receptions, Game

- 13 Kellen Winslow, AFC Divisional, Jan. 2, 1982 at Miami (OT)
- 10 Ronnie Harmon, AFC Wild Card, Dec. 31, 1995 vs. Indianapolis
- 9 (4x) Last: Eric Parker, AFC Wild Card, Jan. 8, 2005 vs. New York Jets

### Most Yards, Career

- 540 Antonio Gates, 2003-18
- 539 Charlie Joiner, 1976-86
- 503 Vincent Jackson, 2005-09

### Most Yards, Game

- 166 Kellen Winslow, AFC Divisional, Jan. 2, 1982 at Miami (OT)
- 142 Keenan Allen, AFC Divisional, Jan. 12, 2014 at Denver
- 133 Ronnie Harmon, AFC Wild Card, Dec. 31, 1995 vs. Indianapolis

### Most Touchdowns, Career

- 4 Kellen Winslow, 1979-87
- Charlie Joiner, 1976-86
- 3 Keenan Allen, 2013-22
- Vincent Jackson, 2005-11
- 2 (5x) Last: Antonio Gates, 2003-18

### Most Touchdowns, Game

- 2 (4x) Last: Keenan Allen, AFC Divisional, Jan. 12, 2014 at Denver
- 1 (31x) Last: Gerald Everett, AFC Wild Card, Jan. 14, 2023 at Jacksonville

## SCRIMMAGE YARDS

### Most, Career

- 644 Chuck Muncie, 1980-84
- 540 Antonio Gates, 2003-18
- 539 Charlie Joiner, 1976-86

### Most, Game

- 329 Keith Lincoln, AFL Championship, Jan. 5, 1964 vs. Boston
- 187 LaDainian Tomlinson, AFC Divisional, Jan. 14, 2007 vs. New England
- 170 Paul Lowe, AFL Championship, Jan. 1, 1961 at Houston Oilers

## INTERCEPTIONS

### Most Interceptions, Career

- 3 Asante Samuel, 2020-22
- Drayton Florence, 2003-07
- Glen Edwards, 1978-81
- 2 (5x) Last: Quentin Jammer, 2002-09
- 1 (21x) Last: Drue Tranquill, 2019-22

### Most Interceptions, Game

- 3 Asante Samuel, AFC Wild Card, Jan. 14, 2023 at Jacksonville
- 2 (4x) Last: Glen Edwards, AFC Divisional, Jan. 3, 1981 vs. Buffalo
- 1 (29x) Last: Drue Tranquill, AFC Wild Card, Jan. 14, 2023 at Jacksonville

### Most Interception Return Yards, Career

- 62 Glen Edwards, 1978-81
- 45 Bud Whitehead, 1961-68
- 40 Darren Carrington, 1991-94

### Most Interception Return Yards, Game

- 45 Bud Whitehead, AFL Championship, Dec. 24, 1961 vs. Houston Oilers
- 40 Darren Carrington, AFC Wild Card, Jan. 12, 1993 vs. Kansas City
- 35 Bruce Laird, AFC First Round, Jan. 9, 1983 at Pittsburgh
- Glen Edwards, AFC Divisional, Jan. 2, 1982 at Miami (OT)

## Longest Interception Return

- 40 Darren Carrington, AFC Wild Card, Jan. 12, 1993 vs. Kansas City
- 30 Shareece Wright, AFC Wild Card, Jan. 5, 2014 at Cincinnati
- Antonio Cromartie, AFC Divisional, Jan. 13, 2008 at Indianapolis
- 24 Quentin Jammer, AFC Divisional, Jan. 17, 2010 vs. New York Jets

## SACKS

### Most, Career (since 1982)

- 3.0 Shawn Lee, 1992-95
- 2.5 Leslie O'Neal, 1992-95
- 2.0 Melvin Ingram, 2012-20
- Eric Weddle, 2007-15
- Luis Castillo, 2005-11
- Shawne Merriman, 2005-10
- Raylee Johnson, 1993-2003
- Burt Grossman, 1989-93

### Most, Game (since 1982)

- 2.5 Leslie O'Neal, AFC Wild Card, Jan. 2, 1993 vs. Kansas City
- 2.0 (6x) Last: Melvin Ingram, AFC Wild Card, Jan. 6, 2019 at Baltimore
- 1.5 Steve Foley, AFC Wild Card, Jan. 8, 2005 vs. New York Jets

## PUNTING

### Most Punts, Career

- 52 Mike Scifres, 2003-13
- 13 John Kidd, 1990-94
- 11 Donnie Jones, 2018
- Bryan Wagner, 1994

### Most Punts, Game

- 7 Mike Scifres, AFC Divisional, Jan. 14, 2007 vs. New England
- John Kidd, AFC Divisional, Jan. 10, 1993 at Miami
- 6 (7x) Last: Donnie Jones, AFC Divisional, Jan. 13, 2019 at New England
- 5 (7x) Last: JK Scott, AFC Wild Card, Jan. 14, 2023 at Jacksonville

### Most Yards, Career

- 2,330 Mike Scifres, 2003-13
- 587 John Kidd, 1990-94
- 474 Bryan Wagner, 1994

### Most Yards, Game

- 324 John Kidd, AFC Divisional, Jan. 10, 1993 at Miami
- 316 Mike Scifres, AFC Wild Card, Jan. 3, 2009 vs. Indianapolis (OT)
- 297 Mike Scifres, AFC Wild Card, Jan. 17, 2010 vs. New York Jets

### Longest Punt

- 67 Mike Scifres, AFC Wild Card, Jan. 3, 2009 vs. Indianapolis (OT)
- 66 Mike Scifres, AFC Divisional, Jan. 13, 2008 at Indianapolis
- 65 Darren Bennett, AFC Wild Card, Dec. 31, 1995 vs. Indianapolis

### Highest, Career (minimum 4 punts)

- 45.2 John Kidd, 1990-94
- 44.8 Mike Scifres, 2003-13
- 43.9 John Hadl, 1962-72

### Highest, Game (minimum 2 punts)

- 59.0 Mike Scifres, AFC Divisional, Jan. 13, 2008 at Indianapolis
- 54.5 Darren Bennett, AFC Wild Card, Dec. 31, 1995 vs. Indianapolis
- 52.7 Mike Scifres, AFC Wild Card, Jan. 3, 2009 vs. Indianapolis (OT)

## PUNT RETURNS

### Most Returns, Career

- 12 Darren Sproles, 2005-09
- 8 Mike Fuller, 1975-80
- 7 Eric Parker, 2002-06

### Most Returns, Game

- 5 Eric Parker, AFC Divisional, Jan. 14, 2007 vs. New England
- 4 (2x) Last: Desmond King, AFC Wild Card, Jan. 6, 2019 at Baltimore
- 3 (6x) Last: Darren Sproles, AFC Wild Card, Jan. 3, 2009 vs. Indianapolis (OT)

### Most Yards, Career

- 107 Darren Sproles, 2005-09
- 99 Mike Fuller, 1975-80
- 63 Wes Chandler, 1981-87

### Most Yards, Game

- 72 Darren Sproles, AFC Wild Card, Jan. 3, 2009 vs. Indianapolis (OT)
- 56 Wes Chandler, AFC Divisional, Jan. 2, 1982 at Miami (OT)
- 46 Desmond King, AFC Wild Card, Jan. 6, 2019 at Baltimore

### Longest Return

- 56t Wes Chandler, AFC Divisional, Jan. 2, 1982 at Miami (OT)
- 33 Desmond King, AFC Wild Card, Jan. 6, 2019 at Baltimore

### Most Touchdowns, Career

- 1 Wes Chandler, 1981-87

## KICKOFF RETURNS

### Most Returns, Career

- 21 Darren Sproles, 2005-09
- 19 Andre Coleman, 1994-96
- 17 James Brooks, 1981-83

### Most Returns, Game

- 8 Andre Coleman, Super Bowl XXIX, Jan. 29, 1995 vs. San Francisco
- 6 Andre Coleman, AFC Wild Card, Dec. 31, 1995 vs. Indianapolis
- 5 (6x) Last: Desmond King, AFC Divisional, Jan. 13, 2019 at New England

### Most Yards, Career

- 537 Darren Sproles, 2005-09
- 483 Andre Coleman, 1994-96
- 283 James Brooks, 1981-83

### Most Yards, Game

- 244 Andre Coleman, Super Bowl XXIX, Jan. 29, 1995 vs. San Francisco
- 164 Darren Sproles, AFC Divisional, Jan. 11, 2009 at Pittsburgh
- 147 Leslie "Speedy" Duncan, AFL Championship, Dec. 26, 1964 at Buffalo

### Longest Return

- 98t Andre Coleman, Super Bowl XXIX, Jan. 29, 1995 vs. San Francisco
- 72 Desmond King, AFC Wild Card, Jan. 6, 2019 at Baltimore
- 63 Darren Sproles, AFC Divisional, Jan. 11, 2009 at Pittsburgh

### Most Touchdowns, Career

- 1 Andre Coleman, 1994-96

## SERVICE

### Most Games

- 12 Antonio Gates, 2003-18
- David Binn, 1994-2010
- 11 Philip Rivers, 2004-19
- 10 Nick Hardwick, 2004-13
- Mike Scifres, 2004-13



# TEAM POSTSEASON RECORDS

\*NFL Record

## POINTS

### Most, Quarter

- 24 AFC Championship, Jan. 2, 1982 at Miami (1st Q)
- 21 AFL Championship, Jan. 5, 1964 vs. Boston (1st Q)
- 17 AFC Wild Card, Jan. 14, 2023 at Jax. (1st Q)
- AFC Divisional, Jan. 12, 2014 at Den. (4th Q)

### Most, Quarter, Opponent

- 21 AFC Divisional, Jan. 13, 2019 at New England (2nd Q)
- AFC Divisional, Jan. 10, 1993 at Mia. (2nd Q)
- AFC Championship, Jan. 11, 1981 vs. Oakland (1st Q)
- 20 AFC Second Round, Jan. 16, 1983 at Miami (2nd Q)
- 14 (11x) Last: AFC Wild Card, Jan. 6, 2019 at Bal.

### Most Quarter, Both Teams

- 33 AFC Second Round, Jan. 16, 1983 at Miami (2nd Q)
- 28 (4x) Last: AFC Divisional, Jan. 11, 2009 at Pittsburgh (4th Q)
- 25 AFC Wild Card, Jan. 6, 2019 at Bal. (4th Q)

### Most, Game

- 51 AFL Championship, Jan. 5, 1964 vs. Boston
- 41 AFC Divisional, Jan. 2, 1982 at Miami (OT)
- 31 AFC First Round, Jan. 9, 1983 at Pittsburgh

### Most, Game, Opponent

- 49 Super Bowl XXIX, Jan. 29, 1995 vs. S.F.
- 41 AFC Divisional, Jan. 13, 2019 at New England
- 38 AFC Divisional, Jan. 2, 1982 at Miami (OT)

### Most, Game, Both Teams

- 79 AFC Divisional, Jan. 2, 1982 at Miami (OT)
- 75 Super Bowl XXIX, Jan. 29, 1995 vs. S.F.
- 69 AFC Divisional, Jan. 13, 2019 at New England

### Fewest, Game

- 0 AFC Divisional, Jan. 10, 1993 at Miami
- AFL Championship, Dec. 26, 1965 vs. Buffalo
- 3 AFL Championship, Dec. 24, 1961 vs. Houston Oilers
- 7 AFC Championship, Jan. 10, 1982 at Cincinnati
- AFL Championship, Dec. 26, 1964 at Buffalo

### Fewest, Game, Opponent

- 0 AFC Wild Card, Jan. 2, 1993 vs. Kansas City
- 6 AFC Wild Card, Jan. 6, 2008 vs. Tennessee
- 10 (3x) Last: AFC Wild Card, Jan. 5, 2014 at Cincinnati

### Fewest, Game, Both Teams

- 13 AFL Championship, Dec. 24, 1961 vs. Houston Oilers
- 17 AFC Wild Card, Jan. 2, 1993 vs. Kansas City
- 23 (2x) Last: AFC Wild Card, Jan. 6, 2008 vs. Tennessee

## TOUCHDOWNS

### Most, Game

- 7 AFL Championship, Jan. 5, 1964 vs. Boston
- 5 AFC Divisional, Jan. 2, 1982 at Miami (OT)
- 4 (3x) Last: AFC Divisional, Jan. 13, 2019 at New England

### Most, Game, Opponent

- 7 Super Bowl XXIX, Jan. 29, 1995 vs. S.F.
- 5 (4x) Last: AFC Divisional, Jan. 13, 2019 at New England
- 4 (5x) Last: AFC Wild Card, Jan. 14, 2023 at Jacksonville

### Most, Game, Both Teams

- 10 Super Bowl XXIX, Jan. 29, 1995 vs. S.F.
- AFC Divisional, Jan. 2, 1982 at Miami (OT)
- 9 AFC Divisional, Jan. 13, 2019 at New England
- 8 (3x) Last: AFC Divisional, Jan. 11, 2009 at Pittsburgh

## POINTS AFTER TOUCHDOWN

### Most, Game

- 6 AFL Championship, Jan. 5, 1964 vs. Boston
- 5 AFC Divisional, Jan. 2, 1982 at Miami (OT)
- 4 (2x) Last: AFC Divisional, Jan. 13, 2008 at Indianapolis

### Most, Game, Opponent

- 7 Super Bowl XXIX, Jan. 29, 1995 vs. S.F.
- 5 (4x) Last: AFC Divisional, Jan. 13, 2019 at New England
- 4 (4x) Last: AFC Divisional, Jan. 10, 1993 at Miami

### Most, Game, Both Teams

- 10 Super Bowl XXIX, Jan. 29, 1995 vs. S.F.
- AFC Divisional, Jan. 2, 1982 at Miami (OT)
- 8 (2x) Last: AFC Divisional, Jan. 11, 2009 at Pittsburgh
- 7 (5x) Last: AFC Divisional, Jan. 13, 2019 at New England

### Most Two-Point Conversions, Game

- 2 Super Bowl XXIX, Jan. 29, 1995 vs. S.F.
- 1 AFC Divisional, Jan. 13, 2019 at New England

### Most Two-Point Conversions, Game, Opponent

- 1 AFC Wild Card, Jan. 14, 2023 at Jacksonville
- AFC Divisional, Jan. 14, 2007 vs. N.E.

## FIELD GOALS

### Most, Game

- 5 AFC Wild Card, Jan. 6, 2019 at Baltimore
- 4 AFC Championship, Jan. 20, 2008 at N.E.
- 3 AFC Wild Card, Jan. 14, 2023 at Jacksonville
- AFL Championship, Jan. 1, 1961 at Houston Oilers

### Most, Game, Opponent

- 4 AFC Championship, Jan. 20, 2008 at N.E.
- 3 (2x) Last: AFC Divisional, Jan. 14, 2007 at New England
- 2 (7x) Last: AFC Divisional, Jan. 13, 2019 at New England

### Most, Game, Both Teams

- 6 AFC Wild Card, Jan. 6, 2019 at Baltimore
- 4 (4x) Last: AFC Wild Card, Jan. 14, 2023 at Jacksonville
- 3 (7x) Last: AFC Wild Card, Jan. 5, 2014 at Cincinnati

## FIRST DOWNS

### Most, Game

- 33 AFC Divisional, Jan. 2, 1982 at Miami (OT)
- 29 AFC First Round, Jan. 9, 1983 at Pittsburgh
- 28 AFC Divisional, Jan. 8, 1995 vs. Miami

### Most, Game, Opponent

- 30 AFC Divisional, Jan. 13, 2019 at New England
- 29 AFC Second Round, Jan. 16, 1983 at Miami
- 28 Super Bowl XXIX, Jan. 29, 1995 vs. S.F.

### Most, Game, Both Teams

- 58 AFC Divisional, Jan. 2, 1982 at Miami (OT)
- 55 AFC First Round, Jan. 9, 1983 at Pittsburgh
- 52 AFC Divisional, Jan. 13, 2019 at New England

### Fewest, Game

- 10 AFC Divisional, Jan. 10, 1993 at Miami
- 12 AFL Championship, Dec. 26, 1965 vs. Buffalo
- 13 (2x) Last: AFC Divisional, Jan. 12, 2014 at Denver

### Fewest, Game, Opponent

- 11 AFC Wild Card, Jan. 6, 2019 at Baltimore
- 14 (3x) Last: AFC Divisional, Jan. 17, 2010 vs. New York Jets
- 15 (2x) Last: AFC Wild Card, Jan. 6, 2008 vs. Tennessee

### Fewest, Game, Both Teams

- 25 AFC Wild Card, Jan. 6, 2019 at Baltimore
- 26 AFL Championship, Dec. 26, 1965 vs. Buffalo
- 28 AFC Divisional, Jan. 10, 1993 at Miami

## FIRST DOWNS RUSHING

### Most, Game

- 12 AFC Divisional, Jan. 14, 2007 at N.E.
- AFC Divisional, Jan. 8, 1995 vs. Miami
- 11 (5x) Last: AFC Wild Card, Jan. 3, 2009 vs. Indianapolis (OT)
- 10 AFC Divisional, Jan. 2, 1982 at Miami (OT)

### Most, Game, Opponent

- 15 AFC Second Round, Jan. 16, 1983 at Miami
- 13 (2x) Last: AFC Divisional, Jan. 12, 2014 at Denver
- 12 (2x) Last: AFC Divisional, Jan. 11, 2009 at Pittsburgh

### Most, Game, Both Teams

- 20 AFC Second Round, Jan. 16, 1983 at Miami
- 19 (2x) Last: AFC Wild Card, Jan. 5, 2014 at Cincinnati
- 17 (3x) Last: AFC Championship, Jan. 20, 2008 at New England

### Fewest, Game

- 1 (2x) Last: AFC Divisional, Jan. 12, 2014 at Denver
- 2 (2x) Last: AFC Divisional, Jan. 13, 2019 at New England
- 3 (2x) Last: AFC Wild Card, Jan. 6, 2019 at Baltimore

### Fewest, Game, Opponent

- 2 AFC Divisional, Jan. 8, 1995 vs. Miami
- 3 (3x) Last: AFC Divisional, Jan. 14, 2007 at New England
- 4 (5x) Last: AFC Wild Card, Jan. 6, 2019 at Baltimore

### Fewest, Game, Both Teams

- 7 AFC Wild Card, Jan. 6, 2019 at Baltimore
- 8 (3x) Last: AFC Divisional, Jan. 17, 2010 vs. New York Jets
- 9 AFC Wild Card, Jan. 14, 2023 at Jacksonville
- AFL Championship, Dec. 26, 1965 vs. Buffalo

## FIRST DOWNS PASSING

### Most, Game

- 21 AFC Divisional, Jan. 2, 1982 at Miami (OT)
- 20 AFC Wild Card, Dec. 31, 1995 vs. Indianapolis
- 19 AFC First Round, Jan. 9, 1983 at Pittsburgh

### Most, Game, Opponent

- 21 AFC Divisional, Jan. 13, 2008 at Indianapolis
- AFC Divisional, Jan. 2, 1982 at Miami (OT)
- 20 AFC Wild Card, Jan. 5, 2014 at Cincinnati
- 19 AFC First Round, Jan. 9, 1983 at Pittsburgh

### Most, Game, Both Teams

- 42 AFC Divisional, Jan. 2, 1982 at Miami (OT)
- 38 AFC First Round, Jan. 9, 1983 at Pittsburgh
- 35 AFC Divisional, Jan. 13, 2008 at Indianapolis

### Fewest, Game

- 7 (5x) Last: AFC Divisional, Jan. 10, 1993 at Miami
- 8 (3x) Last: AFC Wild Card, Jan. 6, 2019 at Baltimore
- 9 (4x) Last: AFC Wild Card, Jan. 5, 2014 at Cincinnati

### Fewest, Game, Opponent

- 5 AFC Divisional, Dec. 29, 1979 vs. Houston Oilers
- 6 AFC Divisional, Jan. 17, 2010 vs. N.Y. Jets
- 7 AFC Wild Card, Jan. 6, 2019 at Baltimore

### Fewest, Game, Both Teams

- 15 (2x) Last: AFC Wild Card, Jan. 6, 2019 at Baltimore
- 16 (3x) Last: AFC Divisional, Jan. 10, 1993 at Miami
- 17 (2x) Last: AFC Wild Card, Jan. 2, 1993 vs. Kansas City

## TOTAL NET YARDS GAINED

### Most, Game

- 601 AFL Championship, Jan. 5, 1964 vs. Boston
- 564 AFC Divisional, Jan. 2, 1982 at Miami (OT)
- 479 AFC First Round, Jan. 9, 1983 at Pittsburgh

### Most, Game, Opponent

- 498 AFC Divisional, Jan. 13, 2019 at New England
- 466 AFC Divisional, Jan. 2, 1982 at Miami (OT)
- 449 Super Bowl XXIX, Jan. 29, 1995 vs. S.F.

### Most, Game, Both Teams

- 1,030 AFC Divisional, Jan. 2, 1982 at Miami (OT)
- 901 AFC First Round, Jan. 9, 1983 at Pittsburgh
- 862 AFL Championship, Jan. 5, 1964 vs. Boston

## NET YARDS GAINED RUSHING

### Most, Game

- 309 AFL Championship, Jan. 5, 1964 vs. Boston
- 202 AFC Wild Card, Jan. 8, 1995 vs. Miami
- 196 AFC Wild Card, Jan. 5, 2014 at Cincinnati

### Most, Game, Opponent

- 219 AFL Championship, Dec. 26, 1964 vs. Buffalo
- 214 AFC Second Round, Jan. 16, 1983 at Miami
- 178 AFC Wild Card, Dec. 31, 1995 vs. Indianapolis

### Most, Game, Both Teams

- 384 AFL Championship, Jan. 5, 1964 vs. Boston
- 343 AFL Championship, Dec. 26, 1964 vs. Buffalo
- 323 AFC Wild Card, Dec. 31, 1995 vs. Indianapolis

## NET YARDS GAINED PASSING

### Most, Game

- 415 AFC Divisional, Jan. 2, 1982 at Miami (OT)
- 351 AFC Championship, Jan. 11, 1981 vs. Oakland
- 333 AFC First Round, Jan. 9, 1983 at Pittsburgh

### Most, Game, Opponent

- 402 AFC Divisional, Jan. 13, 2008 at Indianapolis
- 388 AFC Divisional, Jan. 2, 1982 at Miami (OT)
- 349 AFC Championship, Jan. 15, 1995 at Pit.

### Most, Game, Both Teams

- 803 AFC Divisional, Jan. 2, 1982 at Miami (OT)
- 714 AFC Divisional, Jan. 13, 2008 at Indianapolis
- 659 AFC Divisional, Jan. 13, 2019 at New England

***LEAGUE***

***STATS***

# 2024 NATIONAL FOOTBALL LEAGUE

## TEAM OFFENSIVE TOTALS

CATEGORY	BAL	BUF	CIN	CLE	DEN	HOU	IND	JAX	KC	LAC	LV
GAMES (W-L-T)	3-2-0	3-2-0	1-4-0	1-4-0	3-2-0	4-1-0	2-3-0	1-4-0	5-0-0	2-2-0	2-3-0
FIRST DOWNS	122	89	108	76	74	102	95	91	106	54	89
Rushing	56	38	31	29	36	24	40	32	39	21	18
Passing	60	42	69	38	34	73	48	51	58	30	61
Penalty	6	9	8	9	4	5	7	8	9	3	10
YDS GAINED (tot)	2238	1499	1795	1197	1353	1883	1752	1639	1773	1057	1485
Avg per Game	447.6	299.8	359.0	239.4	270.6	376.6	350.4	327.8	354.6	264.3	297.0
RUSHING (net)	1056	591	480	483	534	521	626	631	589	511	420
Avg per Game	211.2	118.2	96.0	96.6	106.8	104.2	125.2	126.2	117.8	127.8	84.0
Rushes	172	139	112	111	131	130	125	111	150	115	109
Yards per Rush	6.1	4.3	4.3	4.4	4.1	4.0	5.0	5.7	3.9	4.4	3.9
PASSING (net)	1182	908	1315	714	819	1362	1126	1008	1184	546	1065
Avg per Game	236.4	181.6	263.0	142.8	163.8	272.4	225.2	201.6	236.8	136.5	213.0
Attempts	151	134	173	177	165	190	148	164	160	93	172
Completions	99	81	125	107	102	130	89	98	111	61	118
Completion Pct	65.6%	60.5%	72.3%	60.5%	61.8%	68.4%	60.1%	59.8%	69.4%	65.6%	68.6%
Yards Gained	1207	950	1370	868	866	1477	1205	1122	1235	602	1190
Sacked	5	6	11	26	7	15	10	13	9	9	17
Yards Lost	25	42	55	154	47	115	79	114	51	56	125
Had Intercepted	1	0	2	3	4	3	6	2	6	1	6
Yards Opp Ret	0	0	33	25	9	9	21	19	78	0	104
Opp TDs on Int	0	0	0	0	0	0	0	0	0	0	1
PUNTS	17	20	14	30	30	23	19	18	13	23	22
Avg Yards	44.9	48.7	55.6	51.9	46.6	42.8	49.4	51.7	50.5	49.1	52.4
PUNT RETURNS	8	6	7	18	12	14	3	7	10	3	8
Avg Return	11.5	9.8	6.7	10.6	12.8	7.2	11.7	11.6	7.2	9.7	8.5
Returned for TD	0	0	0	0	0	0	0	0	0	0	0
KICKOFF RETURNS	6	4	13	15	5	5	6	7	7	4	8
Avg Return	19.8	34.0	23.9	24.5	26.0	31.2	28.0	20.6	25.3	21.3	26.6
Returned for TD	0	0	0	0	0	0	0	0	0	0	0
PENALTIES	44	24	24	43	36	47	25	30	27	26	28
Yards Penalized	378	180	168	302	353	391	190	237	245	185	212
FUMBLES BY	5	4	6	6	5	3	5	7	3	5	4
Fumbles Lost	3	2	3	3	3	3	1	3	2	1	3
Opp Fumbles	5	5	5	8	4	2	8	3	8	3	2
Opp Fumbles Lost	2	4	2	4	3	0	5	2	2	3	0
POSS. TIME (avg)	31:50	28:20	28:35	30:09	29:35	33:11	25:03	27:12	31:46	30:24	29:25
TOUCHDOWNS	18	17	16	8	8	10	15	10	12	7	10
Rushing	8	8	4	2	4	3	7	4	5	2	5
Passing	9	8	12	5	3	7	8	6	6	5	5
Returns	1	1	0	1	1	0	0	0	1	0	0
EXTRA POINT KICKS	18/18	16/17	13/14	6/7	8/8	9/9	14/14	10/10	10/11	5/6	8/8
2-PT CONVERSIONS	0/0	0/0	1/2	1/1	0/0	0/1	0/1	0/0	0/1	0/1	2/2
FIELD GOALS MADE/ATTEMPTED	7/10	8/10	9/11	7/8	12/13	11/12	5/7	9/10	12/14	7/8	8/10
POINTS SCORED	147	142	140	79	96	102	119	97	118	68	96

# 2024 NATIONAL FOOTBALL LEAGUE

## TEAM DEFENSIVE TOTALS

CATEGORY	BAL	BUF	CIN	CLE	DEN	HOU	IND	JAX	KC	LAC	LV
POINTS ALLOWED	126	106	145	121	73	114	122	143	85	50	131
OPP FIRST DOWNS	100	97	112	90	88	81	114	111	88	57	90
Rushing	15	38	49	39	22	31	44	32	27	18	30
Passing	72	54	56	45	52	39	61	70	53	32	53
Penalty	13	5	7	6	14	11	9	9	8	7	7
OPP YARDS GAINED (tot)	1703	1712	1827	1630	1356	1371	2096	1967	1527	1130	1666
Avg per Game	340.6	342.4	365.4	326.0	271.2	274.2	419.2	393.4	305.4	282.5	333.2
OPP RUSHING (net)	302	720	757	708	557	601	785	528	442	376	659
Avg per Game	60.4	144.0	151.4	141.6	111.4	120.2	157.0	105.6	88.4	94.0	131.8
Rushes	99	138	166	141	133	124	174	129	118	97	135
Yards per Rush	3.1	5.2	4.6	5.0	4.2	4.9	4.5	4.1	3.8	3.9	4.9
OPP PASSING (net)	1401	992	1070	922	799	770	1311	1439	1085	754	1007
Avg per Game	280.2	198.4	214.0	184.4	159.8	154.0	262.2	287.8	217.0	188.5	201.4
Pass Attempts	187	173	155	149	157	147	166	187	168	120	156
Pass Completions	125	114	105	86	102	76	119	130	105	87	107
Completion Pct	66.8%	65.9%	67.7%	57.7%	65.0%	51.7%	71.7%	69.5%	62.5%	72.5%	68.6%
Yards Gained	1520	1075	1094	1001	907	867	1402	1518	1122	831	1092
Sacked	16	13	6	14	19	15	12	11	9	11	11
Yards Lost	119	83	24	79	108	97	91	79	37	77	85
INTERCEPTED BY	3	5	3	1	5	3	3	0	2	4	2
Yards Returned	0	82	44	0	158	9	5	0	15	35	16
Returned for TD	0	1	0	0	1	0	0	0	0	0	0
OPP PUNT RETURNS	6	9	7	12	11	5	7	12	5	8	9
Avg Return	5.8	11.8	7.1	15.0	5.3	3.6	14.6	9.1	6.8	9.5	15.7
Returned for TD	0	0	0	1	0	0	0	0	0	0	0
OPP KICKOFF RETURNS	7	5	5	8	9	11	1	3	7	4	11
Avg Return	28.9	36.2	27.2	24.1	23.8	24.1	26.0	28.7	27.0	27.3	26.3
Returned for TD	0	1	0	0	0	0	0	0	0	0	0
OPP TOUCHDOWNS	14	12	17	13	7	13	13	16	9	5	14
Rushing	5	4	6	8	3	4	5	6	2	2	4
Passing	9	6	10	4	4	9	8	10	7	3	8
Returns	0	2	1	1	0	0	0	0	0	0	2

# 2024 NATIONAL FOOTBALL LEAGUE

## TEAM OFFENSIVE TOTALS

CATEGORY	MIA	NE	NYJ	PIT	TEN	ARI	ATL	CAR	CHI	DAL	DET
GAMES (W-L-T)	2-3-0	1-4-0	2-3-0	3-2-0	1-3-0	2-3-0	3-2-0	1-4-0	3-2-0	3-2-0	3-1-0
FIRST DOWNS	88	74	90	92	70	95	98	80	93	100	91
Rushing	31	29	24	36	29	44	25	28	31	28	39
Passing	45	37	59	40	32	44	63	46	49	62	46
Penalty	12	8	7	16	9	7	10	6	13	10	6
YDS GAINED (tot)	1512	1254	1433	1497	1025	1690	1787	1456	1436	1768	1588
Avg per Game	302.4	250.8	286.6	299.4	256.3	338.0	357.4	291.2	287.2	353.6	397.0
RUSHING (net)	584	657	402	606	445	782	484	554	477	410	605
Avg per Game	116.8	131.4	80.4	121.2	111.3	156.4	96.8	110.8	95.4	82.0	151.3
Rushes	148	133	113	164	105	141	108	117	139	116	129
Yards per Rush	4.0	4.9	3.6	3.7	4.2	5.6	4.5	4.7	3.4	3.5	4.7
PASSING (net)	928	597	1031	891	580	908	1303	902	959	1358	983
Avg per Game	185.6	119.4	206.2	178.2	145.0	181.6	260.6	180.4	191.8	271.6	245.8
Attempts	161	143	190	137	115	138	178	170	170	194	126
Completions	100	83	117	93	76	94	119	104	107	126	90
Completion Pct	62.1%	58.0%	61.6%	67.9%	66.1%	68.1%	66.9%	61.2%	62.9%	65.0%	71.4%
Yards Gained	1039	718	1129	980	689	972	1373	978	1091	1430	1039
Sacked	16	19	13	13	16	11	10	12	17	12	7
Yards Lost	111	121	98	89	109	64	70	76	132	72	56
Had Intercepted	4	1	4	1	6	2	5	5	4	4	4
Yards Opp Ret	64	45	63	0	87	30	72	37	14	65	31
Opp TDs on Int	1	1	1	0	2	0	0	0	0	0	0
PUNTS	19	26	25	22	20	14	13	22	24	15	14
Avg Yards	44.7	51.7	47.8	47.8	44.5	49.7	48.3	44.9	47.3	51.1	48.9
PUNT RETURNS	6	9	15	12	14	5	5	9	10	5	11
Avg Return	16.0	11.1	8.5	10.3	9.4	8.2	10.2	9.1	9.1	19.2	8.7
Returned for TD	0	0	0	0	0	0	0	0	0	1	0
KICKOFF RETURNS	4	4	10	5	11	10	7	17	9	9	4
Avg Return	27.5	24.8	26.1	22.8	25.8	31.9	24.7	27.6	27.8	27.9	26.8
Returned for TD	0	0	0	0	0	1	0	0	0	0	0
PENALTIES	43	28	39	36	23	19	31	32	35	43	31
Yards Penalized	390	277	352	256	179	200	268	276	270	331	307
FUMBLES BY	7	7	4	7	3	7	6	5	5	7	0
Fumbles Lost	2	3	2	3	3	3	1	3	2	2	0
Opp Fumbles	4	10	5	6	4	3	4	2	7	4	3
Opp Fumbles Lost	1	4	4	2	2	3	2	2	5	1	1
POSS. TIME (avg)	31:30	28:15	30:31	32:05	31:49	28:39	26:14	28:04	30:49	28:08	30:59
TOUCHDOWNS	5	5	11	8	8	13	11	9	13	11	13
Rushing	3	3	3	3	4	4	1	4	6	2	7
Passing	2	2	8	5	4	7	8	5	5	8	6
Returns	0	0	0	0	0	2	2	0	2	1	0
EXTRA POINT KICKS	3/3	5/5	9/9	8/8	8/8	11/11	9/9	8/8	9/10	9/9	11/12
2-PT CONVERSIONS	0/2	0/0	0/2	0/0	0/0	2/2	0/1	0/1	1/3	0/2	0/0
FIELD GOALS MADE/ATTEMPTED	9/12	9/11	6/8	12/13	7/7	9/10	12/14	7/8	8/9	14/16	5/5
POINTS SCORED	60	62	93	92	79	120	111	83	113	117	104

# 2024 NATIONAL FOOTBALL LEAGUE

## TEAM DEFENSIVE TOTALS

CATEGORY	MIA	NE	NYJ	PIT	TEN	ARI	ATL	CAR	CHI	DAL	DET
POINTS ALLOWED	113	102	85	73	90	129	115	165	85	121	82
OPP FIRST DOWNS	82	101	84	85	56	111	106	111	81	96	95
Rushing	34	35	34	30	27	46	48	43	34	46	23
Passing	39	56	36	50	24	58	54	56	41	43	56
Penalty	9	10	14	5	5	7	4	12	6	7	16
OPP YARDS GAINED (tot)	1427	1785	1279	1492	975	1803	1679	1856	1474	1647	1396
Avg per Game	285.4	357.0	255.8	298.4	243.8	360.6	335.8	371.2	294.8	329.4	349.0
OPP RUSHING (net)	629	590	596	456	479	739	742	723	604	675	363
Avg per Game	125.8	118.0	119.2	91.2	119.8	147.8	148.4	144.6	120.8	135.0	90.8
Rushes	134	141	142	124	113	159	170	167	126	153	83
Yards per Rush	4.7	4.2	4.2	3.7	4.2	4.7	4.4	4.3	4.8	4.4	4.4
OPP PASSING (net)	798	1195	683	1036	496	1064	937	1133	870	972	1033
Avg per Game	159.6	239.0	136.6	207.2	124.0	212.8	187.4	226.6	174.0	194.4	258.3
Pass Attempts	129	166	140	153	100	138	152	144	152	144	158
Pass Completions	81	114	81	98	59	100	113	102	94	92	105
Completion Pct	62.8%	68.7%	57.9%	64.1%	59.0%	72.5%	74.3%	70.8%	61.8%	63.9%	66.5%
Yards Gained	860	1254	806	1141	567	1124	975	1162	972	1025	1104
Sacked	9	12	18	13	9	11	5	6	14	11	11
Yards Lost	62	59	123	105	71	60	38	29	102	53	71
INTERCEPTED BY	3	2	2	6	0	4	3	3	6	4	4
Yards Returned	2	2	0	72	0	10	47	34	54	9	1
Returned for TD	0	0	0	0	0	0	1	0	1	0	0
OPP PUNT RETURNS	7	14	13	7	11	7	8	8	11	8	3
Avg Return	11.0	8.2	5.8	8.3	12.8	10.7	10.6	10.5	8.8	15.4	0.3
Returned for TD	0	0	0	0	0	0	0	0	0	0	0
OPP KICKOFF RETURNS	7	4	3	5	4	3	12	13	12	14	3
Avg Return	24.6	23.8	23.3	26.2	31.0	42.0	29.8	24.4	29.7	24.0	24.7
Returned for TD	0	0	0	0	0	0	0	0	0	0	0
OPP TOUCHDOWNS	12	10	7	7	9	15	10	20	8	14	9
Rushing	8	5	4	1	3	8	4	9	6	8	5
Passing	3	4	2	6	3	6	6	11	2	6	4
Returns	1	1	1	0	3	1	0	0	0	0	0

# 2024 NATIONAL FOOTBALL LEAGUE

## TEAM OFFENSIVE TOTALS

CATEGORY	GB	LAR	MIN	NO	NYG	PHI	SEA	SF	TB	WAS	NFL/Avg
GAMES (W-L-T)	3-2-0	1-4-0	5-0-0	2-3-0	2-3-0	2-2-0	3-2-0	2-3-0	3-2-0	4-1-0	---
FIRST DOWNS	97	104	92	97	93	83	113	114	103	114	93.3
Rushing	41	40	32	46	29	35	30	38	28	52	33.7
Passing	48	54	48	44	58	43	71	67	65	53	51.2
Penalty	8	10	12	7	6	5	12	9	10	9	8.4
YDS GAINED (tot)	1963	1620	1616	1616	1607	1462	1881	2040	1609	1963	1609.2
Avg per Game	392.6	324.0	323.2	323.2	321.4	365.5	376.2	408.0	321.8	392.6	330.1
RUSHING (net)	824	487	577	636	516	615	527	720	544	892	587.1
Avg per Game	164.8	97.4	115.4	127.2	103.2	153.8	105.4	144.0	108.8	178.4	120.4
Rushes	160	123	142	153	133	120	105	155	120	168	131.2
Yards per Rush	5.2	4.0	4.1	4.2	3.9	5.1	5.0	4.7	4.5	5.3	4.5
PASSING (net)	1139	1133	1039	980	1091	847	1354	1320	1065	1071	1022.1
Avg per Game	227.8	226.6	207.8	196.0	218.2	211.8	270.8	264.0	213.0	214.2	209.7
Attempts	148	176	138	136	179	132	199	157	153	134	156.3
Completions	89	118	88	92	114	90	143	103	110	102	102.5
Completion Pct	60.1%	67.1%	63.8%	67.7%	63.7%	68.2%	71.9%	65.6%	71.9%	76.1%	65.6%
Yards Gained	1197	1238	1135	1006	1138	930	1466	1374	1164	1133	1103.5
Sacked	8	16	15	5	12	13	18	13	16	12	12.6
Yards Lost	58	105	96	26	47	83	112	54	99	62	81.3
Had Intercepted	5	3	4	4	3	4	4	4	2	2	3.4
Yards Opp Ret	33	28	26	47	10	57	23	12	38	0	33.8
Opp TDs on Int	1	0	0	1	1	0	0	0	0	0	0.3
PUNTS	18	14	20	14	20	11	21	10	16	8	18.6
Avg Yards	45.7	48.5	46.1	43.1	47.8	47.2	49.1	42.1	43.4	47.8	47.9
PUNT RETURNS	4	5	8	8	6	4	8	7	3	4	7.9
Avg Return	4.0	13.4	4.5	10.9	7.8	3.8	8.1	5.7	10.3	18.3	9.6
Returned for TD	0	0	0	0	0	0	0	0	0	0	0.0
KICKOFF RETURNS	1	5	3	10	16	7	11	3	8	7	7.5
Avg Return	24.0	27.0	20.0	28.3	24.1	23.6	27.0	25.3	29.5	30.9	26.2
Returned for TD	0	0	0	0	0	0	0	0	0	0	0.0
PENALTIES	40	27	37	29	29	28	37	25	24	30	31.9
Yards Penalized	298	209	281	290	238	196	283	245	167	228	261.9
FUMBLES BY	5	3	9	2	8	7	4	9	6	6	5.3
Fumbles Lost	2	3	5	2	4	4	3	4	2	1	2.5
Opp Fumbles	9	6	6	6	5	3	8	9	8	5	5.3
Opp Fumbles Lost	5	2	2	2	4	0	2	4	3	3	2.5
POSS. TIME (avg)	30:59	29:12	28:59	30:08	32:22	31:06	28:48	34:18	30:11	32:19	30:00
TOUCHDOWNS	14	10	16	17	9	10	14	12	14	17	11.6
Rushing	3	6	3	9	2	6	8	4	3	13	4.7
Passing	10	3	11	8	6	4	5	6	11	4	6.3
Returns	1	1	2	0	1	0	1	2	0	0	0.6
EXTRA POINT KICKS	12/12	7/8	16/16	14/16	5/6	8/8	12/12	12/12	13/14	15/15	96.4%
2-PT CONVERSIONS	1/2	0/2	0/0	0/1	0/3	2/2	0/2	0/0	0/0	1/2	30.6%
FIELD GOALS MADE/ATTEMPTED	10/14	9/10	9/9	8/8	10/11	4/5	8/11	14/15	10/10	12/14	86.2%
POINTS SCORED	128	94	139	140	89	86	122	126	127	155	107.6



# 2024 NATIONAL FOOTBALL LEAGUE

## TEAM DEFENSIVE TOTALS

CATEGORY	GB	LAR	MIN	NO	NYG	PHI	SEA	SF	TB	WAS	NFL/Avg
POINTS ALLOWED	108	139	76	96	104	96	114	106	114	115	107.6
OPP FIRST DOWNS	108	106	96	93	86	82	90	81	110	99	93.3
Rushing	39	50	15	30	31	30	33	30	40	36	33.7
Passing	60	44	73	55	49	45	49	46	61	56	51.2
Penalty	9	12	8	8	6	7	8	5	9	7	8.4
OPP YARDS GAINED (tot)	1729	1864	1654	1781	1580	1463	1555	1539	1891	1640	1609.2
Avg per Game	345.8	372.8	330.8	356.2	316.0	365.8	311.0	307.8	378.2	328.0	330.1
OPP RUSHING (net)	571	788	336	525	577	515	640	554	599	650	587.1
Avg per Game	114.2	157.6	67.2	105.0	115.4	128.8	128.0	110.8	119.8	130.0	120.4
Rushes	129	163	93	120	113	103	141	119	123	127	131.2
Yards per Rush	4.4	4.8	3.6	4.4	5.1	5.0	4.5	4.7	4.9	5.1	4.5
OPP PASSING (net)	1158	1076	1318	1256	1003	948	915	985	1292	990	1022.1
Avg per Game	231.6	215.2	263.6	251.2	200.6	237.0	183.0	197.0	258.4	198.0	209.7
Pass Attempts	175	128	230	185	157	136	154	143	205	147	156.3
Pass Completions	112	89	139	119	113	81	103	90	137	101	102.5
Completion Pct	64.0%	69.5%	60.4%	64.3%	72.0%	59.6%	66.9%	62.9%	66.8%	68.7%	65.6%
Yards Gained	1277	1156	1445	1340	1135	990	1029	1055	1391	1074	1103.5
Sacked	16	9	20	14	22	6	17	15	12	15	12.6
Yards Lost	119	80	127	84	132	42	114	70	99	84	81.3
INTERCEPTED BY	9	2	11	7	1	2	2	4	3	0	3.4
Yards Returned	116	4	121	110	1	1	4	100	28	0	33.8
Returned for TD	1	1	2	0	0	0	0	1	0	0	0.3
OPP PUNT RETURNS	5	7	8	5	8	4	11	7	6	5	7.9
Avg Return	6.8	10.4	4.6	7.6	8.6	6.8	11.6	13.1	9.8	9.0	9.6
Returned for TD	0	0	0	0	0	0	0	0	0	0	0.0
OPP KICKOFF RETURNS	10	1	5	22	4	3	10	6	6	23	7.5
Avg Return	23.7	27.0	24.0	24.5	30.0	20.0	25.4	28.8	25.3	25.7	26.2
Returned for TD	0	0	0	0	0	0	0	0	0	0	0.0
OPP TOUCHDOWNS	14	17	9	8	10	10	12	11	12	14	11.6
Rushing	4	6	1	5	1	3	5	4	7	3	4.7
Passing	9	10	8	1	7	7	6	7	5	11	6.3
Returns	1	1	0	2	2	0	1	0	0	0	0.6

# 2024 NATIONAL FOOTBALL LEAGUE

## AFC TEAM RANKINGS

TEAM	OFFENSE			DEFENSE		
	TOTAL	RUSH	PASS	TOTAL	RUSH	PASS
BAL	*1	*1	4	11	*1	15
BUF	8	7	10	12	14	8
CIN	3	14	2	14	15	11
CLE	16	13	14	9	13	6
DEN	12	11	12	3	6	5
HOU	2	12	*1	4	10	3
IND	5	5	5	16	16	14
JAX	6	4	8	15	5	16
KC	4	8	3	8	2	12
LAC	13	3	15	5	4	7
LV	10	15	6	10	12	9
MIA	7	9	9	6	11	4
NE	15	2	16	13	7	13
NYJ	11	16	7	2	8	2
PIT	9	6	11	7	3	10
TEN	14	10	13	*1	9	*1

## NFC TEAM RANKINGS

TEAM	OFFENSE			DEFENSE		
	Total	Rush	Pass	Total	Rush	Pass
ARI	9	3	15	12	14	8
ATL	7	14	4	8	15	3
CAR	15	9	16	14	13	10
CHI	16	15	14	1	8	1
DAL	8	16	1	6	12	4
DET	2	5	5	10	2	14
GB	3t	2	6	9	5	11
LAR	10	13	7	15	16	9
MIN	11t	8	12	7	1	16
NO	11t	7	13	11	3	13
NYG	14	12	8	4	6	7
PHI	6	4	11	13	10	12
SEA	5	11	2	3	9	2
SF	1	6	3	2	4	5
TB	13	10	10	16	7	15
WAS	3t	1	9	5	11	6

t = Tied for position

\* = League Leader

# 2024 NATIONAL FOOTBALL LEAGUE

## NFL TEAM RANKINGS

TEAM	OFFENSE			DEFENSE		
	TOTAL	RUSH	PASS	TOTAL	RUSH	PASS
ARI	14	4	24t	25	28	18
ATL	10	26	6	18	29	9
BAL	*1	*1	9	19	*1	31
BUF	22	14	24t	20	26	14
CAR	25	19	26	28	27	22
CHI	26	29	22	7	18	6
CIN	9	28	5	26	30	19
CLE	32	27	30	13	25	8
DAL	12	31	2	15	24	11
DEN	28	21	28	3	10	5
DET	3	6	7	22	4	27
GB	4t	3	10	21	11	23
HOU	6	23	*1	4	17	3
IND	13	12	12	32	31	29
JAX	15	11	20	31	8	32
KC	11	15	8	9	3	21
LAC	29	9	31	5	6	10
LAR	16	25	11	29	32	20
LV	24	30	15t	17	23	16
MIA	21	16	23	6	19	4
MIN	17t	17	18	16	2	30
NE	31	8	32	24	13	25
NO	17t	10	21	23	7	26
NYG	20	24	13	12	12	15
NYJ	27	32	19	2	14	2
PHI	8	5	17	27	21	24
PIT	23	13	27	8	5	17
SEA	7	22	3	11	20	7
SF	2	7	4	10	9	12
TB	19	20	15t	30	16	28
TEN	30	18	29	*1	15	*1
WAS	4t	2	14	14	22	13

t = Tied for position

\* = League Leader

# 2024 NATIONAL FOOTBALL LEAGUE

## AFC TEAM OFFENSE RANK

TEAM	(A)	(B)	(C)	(D)	(E)	(F)	(G)	(H)	(I)	(J)	(K)	(L)	(M)	(N)	(O)	(P)	(Q)
BAL	1	1	1	1	4	1	2	1	1	1	3t	5	16	13	11	1	16
BUF	8	7	7	8	10	6	1	3	9t	11	1t	9	1	9	13	2	11t
CIN	3	3	14	7	2	2	6	5	2	2	3t	16	12	1	1	3	9t
CLE	16	16	13	6	14	16	9	16	13	16	7	7	11	3	6	14	6t
DEN	12	13	11	10	12	13	11	2	14t	15	5	2	7	12	7	9t	2t
HOU	2	5	12	11	1	5	8	8	4	4t	6	14	2	16	14	6	4
IND	5	2	5	3	5	3	15	6	5	6	9	3	3	7	10	4	15
JAX	6	4	4	2	8	8	7	9	7	14	10	4	15	4	2	8	5
KC	4	6	8	13	3	4	14	4	3	3	1t	15	9	6	4	5	8
LAC	13	9	3	5	15	10	5	11	16	8	15t	10	14	8	9	13	6t
LV	10	8	15	14	6	9	13	12	9t	9	13	13	5	2	3	9t	11t
MIA	7	11	9	12	9	11	12	13	11	12	14	1	4	14	15	16	13t
NE	15	15	2	4	16	15	3	14	14t	10	8	6	10	5	5	15	9t
NYJ	11	12	16	16	7	12	10	7	8	4t	15t	12	6	10	8	11	13t
PIT	9	10	6	15	11	7	4	10	6	7	11t	8	13	11	12	12	2t
TEN	14	14	10	9	13	14	16	15	12	13	11t	11	8	15	16	7	1

## AFC TEAM DEFENSE RANK

TEAM	(A)	(B)	(C)	(D)	(E)	(F)	(G)	(H)	(I)	(J)	(K)	(L)	(M)	(N)	(O)	(P)	(Q)	(R)	(S)
BAL	11	14	1	1	15	14	9	7	12	11	4t	4	14	8	8	13	5	5	1
BUF	12	9	14	16	8	5	4	9	11	12	4t	12	16	2	6t	7	13t	1	12
CIN	14	12	15	11	11	12	7	16	15	16	15	6	11	16	16	16	13t	9	9
CLE	9	10	13	15	6	6	14	4	9t	6	16	15	5	15	6t	11	6	14	15
DEN	3	2	6	7	5	2	3	2	7t	5	1	2	3	13	11	2t	9	3	8
HOU	4	4	10	13	3	4	6	3	3	8	8	1	4	11	14	10	13t	10	2
IND	16	15	16	10	14	16	8	10t	16	15	11	14	7	1	1	12	7t	8	14
JAX	15	16	5	5	16	15	15t	14	14	13	13t	9	13	4	9	15	10	15	13
KC	8	7	2	3	12	10	13	15	7t	7	6	5	10	14	13	4t	3t	2	3
LAC	5	5	4	4	7	7	2	5	2	10	2t	10	12	10	15	1	1	4	10
LV	10	11	12	14	9	9	11	12	9t	3	12	16	9	7	10	14	11t	12	11
MIA	6	8	11	12	4	8	5	13	4	1	7	11	6	9	4	9	2	16	5
NE	13	13	7	6	13	13	12	10t	13	14	2t	7	2	6	2	6	7t	13	16
NYJ	2	1	8	8	2	1	10	1	5	4	9t	3	1	3	5	4t	11t	7	4
PIT	7	6	3	2	10	11	1	8	6	9	13t	8	8	12	12	2t	3t	6	7
TEN	1	3	9	9	1	3	15t	6	1	2	9t	13	15	5	3	8	13t	11	6

- (A) Total Yards per Game
- (B) Total Yards per Play
- (C) Rushing Yards per Game
- (D) Rushing Yards per Attempt
- (E) Passing Net Yards per Game
- (F) Passing Net Yards per Play
- (G) Passing, Percent Had Intercepted
- (H) Sacks per Pass Play
- (I) First Downs per Game
- (J) Third Down Efficiency

- (K) Fourth Down Efficiency
- (L) Punt Return Average
- (M) Kickoff Return Average
- (N) Gross Punting Average
- (O) Net Punting Average
- (P) Points per Game
- (Q) Field Goal Percentage
- (R) Points per Game Differential (combined offense/defense)
- (S) Net Yards per Game Differential (combined offense/defense)

# 2024 NATIONAL FOOTBALL LEAGUE

## NFC TEAM OFFENSE RANK

TEAM	(A)	(B)	(C)	(D)	(E)	(F)	(G)	(H)	(I)	(J)	(K)	(L)	(M)	(N)	(O)	(P)	(Q)
ARI	9	7	3	1	15	11	2	8	12	7t	10	10	1	2	2	9	7t
ATL	7	5	14	10	4	6	10	4	9	15	4t	6	12	6	11	12	12t
CAR	15	15	9	6	16	16	12t	7	16	16	12t	7	7	13	14	16	10t
CHI	16	16	15	16	14	15	8	14	13t	14	2	8	6	9	7	11	9
DAL	8	11	16	15	1	8	7	5	8	6	8t	1	5	1	9	10	10t
DET	2	4	5	7	5	2	15	3	3	4	3	9	10	4	1	4	1t
GB	3t	3	2	3	6	4	16	2	10t	13	12t	15	14	12	8	5	16
LAR	10	13	13	13	7	12	5	12	5	10	6t	3	8t	5	3	14	7t
MIN	11t	12	8	12	12	7	11	16	15	9	8t	14	16	11	6	3	1t
NO	11t	10	7	11	13	5	12t	1	10t	2	16	4	4	15	10	2	1t
NYG	14	14	12	14	8	14	4	6	13t	11	6t	12	13	7t	5	15	6
PHI	6	9	4	4	11	13	14	13	6	7t	4t	16	15	10	4	13	14
SEA	5	6	11	5	2	10	6	11	4	12	12t	11	8t	3	13	8	15
SF	1	1	6	8	3	1	9	9	1t	3	11	13	11	16	16	7	5
TB	13	8	10	9	10	9	1	15	7	5	12t	5	3	14	15	6	1t
WAS	3t	2	1	2	9	3	3	10	1t	1	1	2	2	7t	12	1	12t

## NFC TEAM DEFENSE RANK

TEAM	(A)	(B)	(C)	(D)	(E)	(F)	(G)	(H)	(I)	(J)	(K)	(L)	(M)	(N)	(O)	(P)	(Q)	(R)	(S)
ARI	12	13	14	9	8	14	5	8	14t	15	8t	13	16	13	14	14	15t	12	12
ATL	8	4	15	3	3	6	10	16	10t	16	10t	12	14	3	3	10t	15t	10t	7
CAR	14	14	13	2	10	15	9	15	14t	14	2	11	5	8	6	16	12	16	16
CHI	1	3	8	11	1	1	3	5	1t	1	6	7	13	10	7	2	6	4	10t
DAL	6	5	12	6	4	11	7	9	6t	3	15	16	3t	5	4	13	11	10t	6
DET	10	8	2	4	14	9	8	12	16	4	4	1	7	9	5	4	7	5	4
GB	9	6	5	7	11	7	1	6	12	7	7	4	2	6	13	7	4	6t	5
LAR	15	16	16	12	9	16	11	11	10t	13	16	10	11	16	8	15	9t	15	14
MIN	7	1	1	1	16	2	2	7	6t	2	3	2	3t	4	10	1	1	1	10t
NO	11	11	3	5	13	12	4	10	5	9	5	5	6	1t	1	3	8	2	13
NYG	4	7	6	15	7	4	15	1	3	6	8t	6	15	12	12	5	3	14	8
PHI	13	15	10	14	12	13	12	14	9	8	12	3	1	1t	2	12	13t	13	9
SEA	3	2	9	8	2	3	14	2	4	5	1	14	9	15	15	8t	5	9	2
SF	2	9	4	10	5	10	6	3	1t	11	10t	15	12	14	16	6	13t	6t	1
TB	16	10	7	13	15	5	13	13	13	10	13	9	8	7	11	8t	2	8	15
WAS	5	12	11	16	6	8	16	4	8	12	14	8	10	11	9	10t	9t	3	3

- (A) Total Yards per Game
- (B) Total Yards per Play
- (C) Rushing Yards per Game
- (D) Rushing Yards per Attempt
- (E) Passing Net Yards per Game
- (F) Passing Net Yards per Play
- (G) Passing, Percent Had Intercepted
- (H) Sacks per Pass Play
- (I) First Downs per Game
- (J) Third Down Efficiency

- (K) Fourth Down Efficiency
- (L) Punt Return Average
- (M) Kickoff Return Average
- (N) Gross Punting Average
- (O) Net Punting Average
- (P) Points per Game
- (Q) Field Goal Percentage
- (R) Points per Game Differential (combined offense/defense)
- (S) Net Yards per Game Differential (combined offense/defense)

# 2024 NATIONAL FOOTBALL LEAGUE

## NFL TEAM OFFENSE RANK

TEAM	(A)	(B)	(C)	(D)	(E)	(F)	(G)	(H)	(I)	(J)	(K)	(L)	(M)	(N)	(O)	(P)	(Q)
BAL	1	1	1	1	9	2	2	1	1	3	4t	8	32	25	17	2	32
BUF	22	19	14	18	24t	14	1	4	24t	25	1t	15	1	13	22	3	24t
CIN	9	6	28	17	5	6	6	10	6	4	4t	28	26	1	1	4t	22t
CLE	32	32	27	16	30	32	13	32	29	32	9	11	23	3	8	30	15t
DEN	28	28	21	21	28	29	19	3	30t	31	6	5	17	22	9	22t	7t
HOU	6	12	23	23	1	12	11	15	11	10t	8	26	3	31	23	19	9
IND	13	5	12	8	12	7	31	12	16t	12	16t	6	7	9	13	13	30t
JAX	15	11	11	2	20	22	7	16	22	30	20	7	30	4	2	21	11t
KC	11	14	15	26	8	8	30	8	7	9	1t	27	20	7	4	14	19t
LAC	29	23	9	15	31	24	5	23	32	21	31t	16	29	11	12	28	15t
LV	24	21	30	28	15t	23	29	25	24t	22	29	22	15	2	3	22t	24t
MIA	21	26	16	25	23	25	20	26	26	27	30	3	11	27	27	32	27t
NE	31	31	8	9	32	31	3	30	30t	24	10t	9	21	5	7	31	22t
NYJ	27	27	32	30	19	27	17	13	23	10t	31t	21	16	16	11	25	27t
PIT	23	25	13	29	27	18	4	22	20t	16	21t	12t	28	17	21	26	7t
TEN	30	30	18	19	29	30	32	31	27	29	21t	17	18	28	31	20	1t
ARI	14	10	4	3	24t	17	9	17	16t	13t	19	23	2	8	6	12	11t
ATL	10	8	26	14	6	10	22	7	13	26	12t	14	22	15	25	17	19t
CAR	25	24	19	10	26	28	24t	14	28	28	24t	18	10	26	29	29	15t
CHI	26	29	29	32	22	26	18	27	18t	23	7	19	9	20	18	16	14
DAL	12	17	31	31	2	13	16	9	12	8	16t	1	8	6	20	15	15t
DET	3	7	6	11	7	3	27	6	4	6	10t	20	14	12	5	7	1t
GB	4t	4	3	5	10	5	28	5	14t	20	24t	31	25	24	19	8	30t
LAR	16	20	25	24	11	19	14	21	8	17	14t	4	12t	14	10	24	11t
MIN	17t	18	17	22	18	11	23	29	20t	15	16t	30	31	23	16	6	1t
NO	17t	16	10	20	21	9	24t	2	14t	2	28	10	6	30	24	4t	1t
NYG	20	22	24	27	13	21	12	11	18t	18	14t	25	24	18t	15	27	10
PHI	8	15	5	6	17	20	26	24	9	13t	12t	32	27	21	14	18	24t
SEA	7	9	22	7	3	16	15	20	5	19	24t	24	12t	10	28	11	29
SF	2	2	7	12	4	1	21	18	2t	5	21t	29	19	32	32	10	6
TB	19	13	20	13	15t	15	8	28	10	7	24t	12t	5	29	30	9	1t
WAS	4t	3	2	4	14	4	10	19	2t	1	1t	2	4	18t	26	1	19t

- (A) Total Yards per Game
- (B) Total Yards per Play
- (C) Rushing Yards per Game
- (D) Rushing Yards per Attempt
- (E) Passing Net Yards per Game
- (F) Passing Net Yards per Play
- (G) Passing, Percent Had Intercepted
- (H) Sacks per Pass Play
- (I) First Downs per Game

- (J) Third Down Efficiency
- (K) Fourth Down Efficiency
- (L) Punt Return Average
- (M) Kickoff Return Average
- (N) Gross Punting Average
- (O) Net Punting Average
- (P) Points per Game
- (Q) Field Goal Percentage

# 2024 NATIONAL FOOTBALL LEAGUE

## NFL TEAM DEFENSE RANK

TEAM	(A)	(B)	(C)	(D)	(E)	(F)	(G)	(H)	(I)	(J)	(K)	(L)	(M)	(N)	(O)	(P)	(Q)	(R)	(S)
BAL	19	25	1	1	31	27	19	14	20	21	7t	6	26	19	13	26	9t	10	1
BUF	20	13	26	32	14	7	9	19	18	24	7t	26	31	4	11t	12t	27t	4	25
CIN	26	23	30	19	19	24	17	31	30	31	30	10	22	32	32	31	27t	20	18
CLE	13	15	25	29	8	10	28	8	12t	12	31t	30	9	31	11t	23t	11t	28	31
DEN	3	2	10	8	5	2	7	3	10t	9t	1	4	5	28	19	2t	19t	8	17
HOU	4	4	17	25	3	4	15	6t	3t	15	17t	2	8	25	30	17t	27t	22	2
IND	32	29	31	17	29	30	18	20t	31	28	23	29	17	3	2	25	13t	17	29
JAX	31	31	8	6	32	29	30t	26	27t	25	28t	17	24	9	15	30	22t	30	28
KC	9	11	3	4	21	19	27	28	10t	13t	10t	8t	20t	30	27	5t	6t	5	6
LAC	5	6	6	5	10	11	6	10	2	20	3t	18	23	22	31	1	2	9	21
LV	17	18	23	27	16	15	25	22	12t	4	25t	32	19	17	16	28	25t	26	24
MIA	6	12	19	22	4	12	13	24	6	1	14t	24	12	20	6	16	4	31	12
NE	24	24	13	7	25	26	26	20t	21	27	3t	12	4	16	3t	9	13t	27	32
NYJ	2	1	14	9	2	1	23	2	7	8	20t	5	2	6	8	5t	25t	15t	9
PIT	8	10	5	3	17	21	4	15	8	19	28t	13	18	27	24	2t	6t	13	15
TEN	1	3	15	10	1	3	30t	12	1	2	20t	27	30	15	5	15	27t	24	13
ARI	25	27	28	20	18	28	8	16	27t	30	14t	23	32	23	26	27	27t	21	22
ATL	18	9	29	12	9	14	16	32	23t	32	17t	22	28	5	7	20t	27t	18t	11
CAR	28	28	27	11	22	31	14	30	27t	29	3t	21	10	12	14	32	21	32	30
CHI	7	8	18	23	6	5	3	9	3t	3	12	15	27	14	17	5t	11t	6	19t
DAL	15	14	24	15	11	22	11	17	16t	6	27	31	6t	8	9	23t	19t	18t	10
DET	22	19	4	13	27	18	12	25	32	7	7t	1	13	13	10	10	15	7	7
GB	21	16	11	16	23	16	1	11	25	13t	13	8t	3	10	25	14	6t	11t	8
LAR	29	32	32	24	20	32	20	23	23t	26	31t	20	20t	29	18	29	17t	29	26
MIN	16	5	2	2	30	6	2	13	16t	5	6	3	6t	7	21	4	1	1	19t
NO	23	22	7	14	26	23	5	18	15	17	10t	11	11	1t	1	8	16	2	23
NYG	12	17	12	30	15	9	29	1	9	11	14t	14	29	21	23	11	5	25	14
PHI	27	30	21	28	24	25	21	29	22	16	20t	7	1	1t	3t	22	22t	23	16
SEA	11	7	20	18	7	8	24	4	12t	9t	2	25	15	26	28	17t	9t	15t	4
SF	10	20	9	21	12	20	10	5	3t	22	17t	28	25	24	29	12t	22t	11t	3
TB	30	21	16	26	28	13	22	27	26	18	24	19	14	11	22	17t	3	14	27
WAS	14	26	22	31	13	17	30t	6t	19	23	25t	16	16	18	20	20t	17t	3	5

- (A) Total Yards per Game
- (B) Total Yards per Play
- (C) Rushing Yards per Game
- (D) Rushing Yards per Attempt
- (E) Passing Net Yards per Game
- (F) Passing Net Yards per Play
- (G) Passing, Percent Had Intercepted
- (H) Sacks per Pass Play
- (I) First Downs per Game
- (J) Third Down Efficiency

- (K) Fourth Down Efficiency
- (L) Punt Return Average
- (M) Kickoff Return Average
- (N) Gross Punting Average
- (O) Net Punting Average
- (P) Points per Game
- (Q) Field Goal Percentage
- (R) Points per Game Differential (combined offense/defense)
- (S) Net Yards per Game Differential (combined offense/defense)

# 2024 NATIONAL FOOTBALL LEAGUE

## AFC TOTAL OFFENSE

RANK	TEAM	TOTAL	RUSH	PASS	TOTAL/G	RUSH/G	PASS/G
1	Baltimore	2238	1056	1182	447.6	211.2	236.4
2	Houston	1883	521	1362	376.6	104.2	272.4
3	Cincinnati	1795	480	1315	359.0	96.0	263.0
4	Kansas City	1773	589	1184	354.6	117.8	236.8
5	Indianapolis	1752	626	1126	350.4	125.2	225.2
6	Jacksonville	1639	631	1008	327.8	126.2	201.6
7	Miami	1512	584	928	302.4	116.8	185.6
8	Buffalo	1499	591	908	299.8	118.2	181.6
9	Pittsburgh	1497	606	891	299.4	121.2	178.2
10	Las Vegas	1485	420	1065	297.0	84.0	213.0
11	New York Jets	1433	402	1031	286.6	80.4	206.2
12	Denver	1353	534	819	270.6	106.8	163.8
13	Los Angeles Chargers	1057	511	546	264.3	127.8	136.5
14	Tennessee	1025	445	580	256.3	111.3	145.0
15	New England	1254	657	597	250.8	131.4	119.4
16	Cleveland	1197	483	714	239.4	96.6	142.8
	<b>TOTALS</b>	<b>24392</b>	<b>9136</b>	<b>15256</b>	<b>312.7</b>	<b>117.1</b>	<b>195.6</b>

## AFC TOTAL DEFENSE

RANK	TEAM	TOTAL	RUSH	PASS	TOTAL/G	RUSH/G	PASS/G
1	Tennessee	975	479	496	243.8	119.8	124.0
2	New York Jets	1279	596	683	255.8	119.2	136.6
3	Denver	1356	557	799	271.2	111.4	159.8
4	Houston	1371	601	770	274.2	120.2	154.0
5	Los Angeles Chargers	1130	376	754	282.5	94.0	188.5
6	Miami	1427	629	798	285.4	125.8	159.6
7	Pittsburgh	1492	456	1036	298.4	91.2	207.2
8	Kansas City	1527	442	1085	305.4	88.4	217.0
9	Cleveland	1630	708	922	326.0	141.6	184.4
10	Las Vegas	1666	659	1007	333.2	131.8	201.4
11	Baltimore	1703	302	1401	340.6	60.4	280.2
12	Buffalo	1712	720	992	342.4	144.0	198.4
13	New England	1785	590	1195	357.0	118.0	239.0
14	Cincinnati	1827	757	1070	365.4	151.4	214.0
15	Jacksonville	1967	528	1439	393.4	105.6	287.8
16	Indianapolis	2096	785	1311	419.2	157.0	262.2
	<b>TOTALS</b>	<b>24943</b>	<b>9185</b>	<b>15758</b>	<b>319.8</b>	<b>117.8</b>	<b>202.0</b>



# 2024 NATIONAL FOOTBALL LEAGUE

## NFC TOTAL OFFENSE

RANK	TEAM	TOTAL	RUSH	PASS	TOTAL/G	RUSH/G	PASS/G
1	San Francisco	2040	720	1320	408.0	144.0	264.0
2	Detroit	1588	605	983	397.0	151.3	245.8
3	Green Bay	1963	824	1139	392.6	164.8	227.8
3	Washington	1963	892	1071	392.6	178.4	214.2
5	Seattle	1881	527	1354	376.2	105.4	270.8
6	Philadelphia	1462	615	847	365.5	153.8	211.8
7	Atlanta	1787	484	1303	357.4	96.8	260.6
8	Dallas	1768	410	1358	353.6	82.0	271.6
9	Arizona	1690	782	908	338.0	156.4	181.6
10	Los Angeles Rams	1620	487	1133	324.0	97.4	226.6
11	Minnesota	1616	577	1039	323.2	115.4	207.8
11	New Orleans	1616	636	980	323.2	127.2	196.0
13	Tampa Bay	1609	544	1065	321.8	108.8	213.0
14	New York Giants	1607	516	1091	321.4	103.2	218.2
15	Carolina	1456	554	902	291.2	110.8	180.4
16	Chicago	1436	477	959	287.2	95.4	191.8
	<b>TOTALS</b>	<b>27102</b>	<b>9650</b>	<b>17452</b>	<b>347.5</b>	<b>123.7</b>	<b>223.7</b>

## NFC TOTAL DEFENSE

RANK	TEAM	TOTAL	RUSH	PASS	TOTAL/G	RUSH/G	PASS/G
1	Chicago	1474	604	870	294.8	120.8	174.0
2	San Francisco	1539	554	985	307.8	110.8	197.0
3	Seattle	1555	640	915	311.0	128.0	183.0
4	New York Giants	1580	577	1003	316.0	115.4	200.6
5	Washington	1640	650	990	328.0	130.0	198.0
6	Dallas	1647	675	972	329.4	135.0	194.4
7	Minnesota	1654	336	1318	330.8	67.2	263.6
8	Atlanta	1679	742	937	335.8	148.4	187.4
9	Green Bay	1729	571	1158	345.8	114.2	231.6
10	Detroit	1396	363	1033	349.0	90.8	258.3
11	New Orleans	1781	525	1256	356.2	105.0	251.2
12	Arizona	1803	739	1064	360.6	147.8	212.8
13	Philadelphia	1463	515	948	365.8	128.8	237.0
14	Carolina	1856	723	1133	371.2	144.6	226.6
15	Los Angeles Rams	1864	788	1076	372.8	157.6	215.2
16	Tampa Bay	1891	599	1292	378.2	119.8	258.4
	<b>TOTALS</b>	<b>26551</b>	<b>9601</b>	<b>16950</b>	<b>340.4</b>	<b>123.1</b>	<b>217.3</b>

# 2024 NATIONAL FOOTBALL LEAGUE

## NFL TOTAL OFFENSE

RANK	TEAM	TOTAL	RUSH	PASS	TOTAL/G	RUSH/G	PASS/G
1	Baltimore	2238	1056	1182	447.6	211.2	236.4
2	San Francisco	2040	720	1320	408.0	144.0	264.0
3	Detroit	1588	605	983	397.0	151.3	245.8
4	Green Bay	1963	824	1139	392.6	164.8	227.8
4	Washington	1963	892	1071	392.6	178.4	214.2
6	Houston	1883	521	1362	376.6	104.2	272.4
7	Seattle	1881	527	1354	376.2	105.4	270.8
8	Philadelphia	1462	615	847	365.5	153.8	211.8
9	Cincinnati	1795	480	1315	359.0	96.0	263.0
10	Atlanta	1787	484	1303	357.4	96.8	260.6
11	Kansas City	1773	589	1184	354.6	117.8	236.8
12	Dallas	1768	410	1358	353.6	82.0	271.6
13	Indianapolis	1752	626	1126	350.4	125.2	225.2
14	Arizona	1690	782	908	338.0	156.4	181.6
15	Jacksonville	1639	631	1008	327.8	126.2	201.6
16	Los Angeles Rams	1620	487	1133	324.0	97.4	226.6
17	Minnesota	1616	577	1039	323.2	115.4	207.8
17	New Orleans	1616	636	980	323.2	127.2	196.0
19	Tampa Bay	1609	544	1065	321.8	108.8	213.0
20	New York Giants	1607	516	1091	321.4	103.2	218.2
21	Miami	1512	584	928	302.4	116.8	185.6
22	Buffalo	1499	591	908	299.8	118.2	181.6
23	Pittsburgh	1497	606	891	299.4	121.2	178.2
24	Las Vegas	1485	420	1065	297.0	84.0	213.0
25	Carolina	1456	554	902	291.2	110.8	180.4
26	Chicago	1436	477	959	287.2	95.4	191.8
27	New York Jets	1433	402	1031	286.6	80.4	206.2
28	Denver	1353	534	819	270.6	106.8	163.8
29	Los Angeles Chargers	1057	511	546	264.3	127.8	136.5
30	Tennessee	1025	445	580	256.3	111.3	145.0
31	New England	1254	657	597	250.8	131.4	119.4
32	Cleveland	1197	483	714	239.4	96.6	142.8
	<b>TOTALS</b>	<b>51494</b>	<b>18786</b>	<b>32708</b>	<b>330.1</b>	<b>120.4</b>	<b>209.7</b>

# 2024 NATIONAL FOOTBALL LEAGUE

## NFL TOTAL DEFENSE

RANK	TEAM	TOTAL	RUSH	PASS	TOTAL/G	RUSH/G	PASS/G
1	Tennessee	975	479	496	243.8	119.8	124.0
2	New York Jets	1279	596	683	255.8	119.2	136.6
3	Denver	1356	557	799	271.2	111.4	159.8
4	Houston	1371	601	770	274.2	120.2	154.0
5	Los Angeles Chargers	1130	376	754	282.5	94.0	188.5
6	Miami	1427	629	798	285.4	125.8	159.6
7	Chicago	1474	604	870	294.8	120.8	174.0
8	Pittsburgh	1492	456	1036	298.4	91.2	207.2
9	Kansas City	1527	442	1085	305.4	88.4	217.0
10	San Francisco	1539	554	985	307.8	110.8	197.0
11	Seattle	1555	640	915	311.0	128.0	183.0
12	New York Giants	1580	577	1003	316.0	115.4	200.6
13	Cleveland	1630	708	922	326.0	141.6	184.4
14	Washington	1640	650	990	328.0	130.0	198.0
15	Dallas	1647	675	972	329.4	135.0	194.4
16	Minnesota	1654	336	1318	330.8	67.2	263.6
17	Las Vegas	1666	659	1007	333.2	131.8	201.4
18	Atlanta	1679	742	937	335.8	148.4	187.4
19	Baltimore	1703	302	1401	340.6	60.4	280.2
20	Buffalo	1712	720	992	342.4	144.0	198.4
21	Green Bay	1729	571	1158	345.8	114.2	231.6
22	Detroit	1396	363	1033	349.0	90.8	258.3
23	New Orleans	1781	525	1256	356.2	105.0	251.2
24	New England	1785	590	1195	357.0	118.0	239.0
25	Arizona	1803	739	1064	360.6	147.8	212.8
26	Cincinnati	1827	757	1070	365.4	151.4	214.0
27	Philadelphia	1463	515	948	365.8	128.8	237.0
28	Carolina	1856	723	1133	371.2	144.6	226.6
29	Los Angeles Rams	1864	788	1076	372.8	157.6	215.2
30	Tampa Bay	1891	599	1292	378.2	119.8	258.4
31	Jacksonville	1967	528	1439	393.4	105.6	287.8
32	Indianapolis	2096	785	1311	419.2	157.0	262.2
	<b>TOTALS</b>	<b>51494</b>	<b>18786</b>	<b>32708</b>	<b>330.1</b>	<b>120.4</b>	<b>209.7</b>

# 2024 NATIONAL FOOTBALL LEAGUE

## AFC TEAM TAKEAWAYS/GIVEAWAYS

RANK	TEAM	TAKEAWAYS			GIVEAWAYS			NET DIFF
		INT	FUM	TOTAL	INT	FUM	TOTAL	
1	Buffalo	5	4	9	0	2	2	+7
2	Los Angeles Chargers	4	3	7	1	1	2	+5
3	Pittsburgh	6	2	8	1	3	4	+4
4	New England	2	4	6	1	3	4	+2
5t	Baltimore	3	2	5	1	3	4	+1
5t	Denver	5	3	8	4	3	7	+1
5t	Indianapolis	3	5	8	6	1	7	+1
8t	Cincinnati	3	2	5	2	3	5	0
8t	New York Jets	2	4	6	4	2	6	0
10	Cleveland	1	4	5	3	3	6	-1
11	Miami	3	1	4	4	2	6	-2
12t	Houston	3	0	3	3	3	6	-3
12t	Jacksonville	0	2	2	2	3	5	-3
14	Kansas City	2	2	4	6	2	8	-4
15t	Las Vegas	2	0	2	6	3	9	-7
15t	Tennessee	0	2	2	6	3	9	-7
	<b>TOTALS</b>	<b>44</b>	<b>40</b>	<b>84</b>	<b>50</b>	<b>40</b>	<b>90</b>	<b>-6</b>

## NFC TEAM TAKEAWAYS/GIVEAWAYS

RANK	TEAM	TAKEAWAYS			GIVEAWAYS			NET DIFF
		INT	FUM	TOTAL	INT	FUM	TOTAL	
1	Green Bay	9	5	14	5	2	7	+7
2	Chicago	6	5	11	4	2	6	+5
3	Minnesota	11	2	13	4	5	9	+4
4	New Orleans	7	2	9	4	2	6	+3
5t	Arizona	4	3	7	2	3	5	+2
5t	Tampa Bay	3	3	6	2	2	4	+2
7	Detroit	4	1	5	4	0	4	+1
8t	San Francisco	4	4	8	4	4	8	0
8t	Washington	0	3	3	2	1	3	0
10t	Atlanta	3	2	5	5	1	6	-1
10t	Dallas	4	1	5	4	2	6	-1
12t	Los Angeles Rams	2	2	4	3	3	6	-2
12t	New York Giants	1	4	5	3	4	7	-2
14t	Carolina	3	2	5	5	3	8	-3
14t	Seattle	2	2	4	4	3	7	-3
16	Philadelphia	2	0	2	4	4	8	-6
	<b>TOTALS</b>	<b>65</b>	<b>41</b>	<b>106</b>	<b>59</b>	<b>41</b>	<b>100</b>	<b>+6</b>

# 2024 NATIONAL FOOTBALL LEAGUE

## NFL TEAM TAKEAWAYS/GIVEAWAYS

RANK	TEAM	TAKEAWAYS			GIVEAWAYS			NET DIFF
		INT	FUM	TOTAL	INT	FUM	TOTAL	
1t	Buffalo	5	4	9	0	2	2	+7
1t	Green Bay	9	5	14	5	2	7	+7
3t	Chicago	6	5	11	4	2	6	+5
3t	Los Angeles Chargers	4	3	7	1	1	2	+5
5t	Minnesota	11	2	13	4	5	9	+4
5t	Pittsburgh	6	2	8	1	3	4	+4
7	New Orleans	7	2	9	4	2	6	+3
8t	Arizona	4	3	7	2	3	5	+2
8t	New England	2	4	6	1	3	4	+2
8t	Tampa Bay	3	3	6	2	2	4	+2
11t	Baltimore	3	2	5	1	3	4	+1
11t	Denver	5	3	8	4	3	7	+1
11t	Detroit	4	1	5	4	0	4	+1
11t	Indianapolis	3	5	8	6	1	7	+1
15t	Cincinnati	3	2	5	2	3	5	0
15t	New York Jets	2	4	6	4	2	6	0
15t	San Francisco	4	4	8	4	4	8	0
15t	Washington	0	3	3	2	1	3	0
19t	Atlanta	3	2	5	5	1	6	-1
19t	Cleveland	1	4	5	3	3	6	-1
19t	Dallas	4	1	5	4	2	6	-1
22t	Los Angeles Rams	2	2	4	3	3	6	-2
22t	Miami	3	1	4	4	2	6	-2
22t	New York Giants	1	4	5	3	4	7	-2
25t	Carolina	3	2	5	5	3	8	-3
25t	Houston	3	0	3	3	3	6	-3
25t	Jacksonville	0	2	2	2	3	5	-3
25t	Seattle	2	2	4	4	3	7	-3
29	Kansas City	2	2	4	6	2	8	-4
30	Philadelphia	2	0	2	4	4	8	-6
31t	Las Vegas	2	0	2	6	3	9	-7
31t	Tennessee	0	2	2	6	3	9	-7
	<b>TOTALS</b>	<b>109</b>	<b>81</b>	<b>190</b>	<b>109</b>	<b>81</b>	<b>190</b>	<b>0</b>

# 2024 NATIONAL FOOTBALL LEAGUE

## AFC OFFENSE INSIDE THE 20

RANK	TEAM	DRIVES	PTS	TD	TD%	FG	SCORES	SCORE%
1t	Baltimore	20	117	15	75.0%	4	19	95.0%
1t	Cleveland	8	46	6	75.0%	1	7	87.5%
3	Houston	13	65	9	69.2%	1	10	76.9%
4	Cincinnati	16	88	11	68.8%	4	15	93.8%
5t	Buffalo	18	95	12	66.7%	4	16	88.9%
5t	Las Vegas	12	67	8	66.7%	3	11	91.7%
7	New York Jets	13	69	8	61.5%	5	13	100.0%
8	Indianapolis	18	90	11	61.1%	5	16	88.9%
9	Tennessee	11	51	6	54.5%	3	9	81.8%
10	Pittsburgh	14	58	7	50.0%	3	10	71.4%
11t	Jacksonville	18	71	8	44.4%	5	13	72.2%
11t	Los Angeles Chargers	9	36	4	44.4%	3	7	77.8%
13	Denver	16	66	7	43.8%	6	13	81.3%
14	Kansas City	18	75	7	38.9%	9	16	88.9%
15	Miami	11	38	4	36.4%	4	8	72.7%
16	New England	13	43	4	30.8%	5	9	69.2%
	<b>TOTALS</b>	<b>228</b>	<b>1075</b>	<b>127</b>	<b>55.7%</b>	<b>65</b>	<b>192</b>	<b>84.2%</b>

## AFC DEFENSE INSIDE THE 20

RANK	TEAM	DRIVES	PTS	TD	TD%	FG	SCORES	SCORE%
1	Los Angeles Chargers	7	23	2	28.6%	3	5	71.4%
2t	Denver	9	34	3	33.3%	4	7	77.8%
2t	Pittsburgh	15	56	5	33.3%	7	12	80.0%
4	New York Jets	12	47	5	41.7%	4	9	75.0%
5	Tennessee	7	32	3	42.9%	4	7	100.0%
6	Kansas City	15	59	7	46.7%	4	11	73.3%
7	Buffalo	18	75	9	50.0%	4	13	72.2%
8	New England	15	72	8	53.3%	6	14	93.3%
9	Cleveland	18	85	10	55.6%	5	15	83.3%
10	Las Vegas	18	90	11	61.1%	5	16	88.9%
11	Indianapolis	17	84	11	64.7%	3	14	82.4%
12t	Baltimore	15	77	10	66.7%	3	13	86.7%
12t	Cincinnati	18	99	12	66.7%	5	17	94.4%
12t	Houston	15	78	10	66.7%	3	13	86.7%
12t	Miami	12	59	8	66.7%	1	9	75.0%
16	Jacksonville	17	97	12	70.6%	5	17	100.0%
	<b>TOTALS</b>	<b>228</b>	<b>1067</b>	<b>126</b>	<b>55.3%</b>	<b>66</b>	<b>192</b>	<b>84.2%</b>

# 2024 NATIONAL FOOTBALL LEAGUE

## NFC OFFENSE INSIDE THE 20

RANK	TEAM	DRIVES	PTS	TD	TD%	FG	SCORES	SCORE%
1	New Orleans	17	94	13	76.5%	2	15	88.2%
2	Minnesota	16	89	11	68.8%	4	15	93.8%
3	Arizona	14	76	9	64.3%	4	13	92.9%
4	Seattle	11	56	7	63.6%	3	10	90.9%
5	Chicago	13	62	8	61.5%	3	11	84.6%
6	Tampa Bay	18	91	11	61.1%	5	16	88.9%
7	Washington	23	118	13	56.5%	9	22	95.7%
8	Detroit	18	83	10	55.6%	5	15	83.3%
9t	Carolina	12	49	6	50.0%	3	9	75.0%
9t	Green Bay	18	85	9	50.0%	7	16	88.9%
11	Philadelphia	17	70	8	47.1%	4	12	70.6%
12	Dallas	13	49	6	46.2%	3	9	69.2%
13	Los Angeles Rams	20	82	9	45.0%	7	16	80.0%
14	New York Giants	16	61	7	43.8%	5	12	75.0%
15	Atlanta	14	57	6	42.9%	5	11	78.6%
16	San Francisco	22	99	9	40.9%	9	18	81.8%
	<b>TOTALS</b>	<b>262</b>	<b>1221</b>	<b>142</b>	<b>54.2%</b>	<b>78</b>	<b>220</b>	<b>84.0%</b>

## NFC DEFENSE INSIDE THE 20

RANK	TEAM	DRIVES	PTS	TD	TD%	FG	SCORES	SCORE%
1	New Orleans	16	49	4	25.0%	7	11	68.8%
2	Chicago	13	46	5	38.5%	4	9	69.2%
3	Philadelphia	16	68	7	43.8%	7	14	87.5%
4	New York Giants	11	53	5	45.5%	6	11	100.0%
5	Seattle	19	83	9	47.4%	7	16	84.2%
6	Tampa Bay	21	87	10	47.6%	6	16	76.2%
7	Atlanta	18	78	9	50.0%	5	14	77.8%
8	Minnesota	17	73	9	52.9%	3	12	70.6%
9	San Francisco	15	74	8	53.3%	6	14	93.3%
10	Arizona	22	108	12	54.5%	5	17	77.3%
11	Detroit	12	57	7	58.3%	3	10	83.3%
12t	Green Bay	18	88	11	61.1%	4	15	83.3%
12t	Los Angeles Rams	18	91	11	61.1%	5	16	88.9%
14	Washington	16	89	11	68.8%	5	16	100.0%
15	Dallas	14	85	11	78.6%	3	14	100.0%
16	Carolina	16	100	14	87.5%	1	15	93.8%
	<b>TOTALS</b>	<b>262</b>	<b>1229</b>	<b>143</b>	<b>54.6%</b>	<b>77</b>	<b>220</b>	<b>84.0%</b>

# 2024 NATIONAL FOOTBALL LEAGUE

## NFL OFFENSE INSIDE THE 20

RANK	TEAM	DRIVES	PTS	TD	TD%	FG	SCORES	SCORE%
1	New Orleans	17	94	13	76.5%	2	15	88.2%
2t	Baltimore	20	117	15	75.0%	4	19	95.0%
2t	Cleveland	8	46	6	75.0%	1	7	87.5%
4	Houston	13	65	9	69.2%	1	10	76.9%
5t	Cincinnati	16	88	11	68.8%	4	15	93.8%
5t	Minnesota	16	89	11	68.8%	4	15	93.8%
7t	Buffalo	18	95	12	66.7%	4	16	88.9%
7t	Las Vegas	12	67	8	66.7%	3	11	91.7%
9	Arizona	14	76	9	64.3%	4	13	92.9%
10	Seattle	11	56	7	63.6%	3	10	90.9%
11t	Chicago	13	62	8	61.5%	3	11	84.6%
11t	New York Jets	13	69	8	61.5%	5	13	100.0%
13t	Indianapolis	18	90	11	61.1%	5	16	88.9%
13t	Tampa Bay	18	91	11	61.1%	5	16	88.9%
15	Washington	23	118	13	56.5%	9	22	95.7%
16	Detroit	18	83	10	55.6%	5	15	83.3%
17	Tennessee	11	51	6	54.5%	3	9	81.8%
18t	Carolina	12	49	6	50.0%	3	9	75.0%
18t	Green Bay	18	85	9	50.0%	7	16	88.9%
18t	Pittsburgh	14	58	7	50.0%	3	10	71.4%
21	Philadelphia	17	70	8	47.1%	4	12	70.6%
22	Dallas	13	49	6	46.2%	3	9	69.2%
23	Los Angeles Rams	20	82	9	45.0%	7	16	80.0%
24t	Jacksonville	18	71	8	44.4%	5	13	72.2%
24t	Los Angeles Chargers	9	36	4	44.4%	3	7	77.8%
26t	Denver	16	66	7	43.8%	6	13	81.3%
26t	New York Giants	16	61	7	43.8%	5	12	75.0%
28	Atlanta	14	57	6	42.9%	5	11	78.6%
29	San Francisco	22	99	9	40.9%	9	18	81.8%
30	Kansas City	18	75	7	38.9%	9	16	88.9%
31	Miami	11	38	4	36.4%	4	8	72.7%
32	New England	13	43	4	30.8%	5	9	69.2%
	<b>TOTALS</b>	<b>490</b>	<b>2296</b>	<b>269</b>	<b>54.9%</b>	<b>143</b>	<b>412</b>	<b>84.1%</b>



# 2024 NATIONAL FOOTBALL LEAGUE

## NFL DEFENSE INSIDE THE 20

RANK	TEAM	DRIVES	PTS	TD	TD%	FG	SCORES	SCORE%
1	New Orleans	16	49	4	25.0%	7	11	68.8%
2	Los Angeles Chargers	7	23	2	28.6%	3	5	71.4%
3t	Denver	9	34	3	33.3%	4	7	77.8%
3t	Pittsburgh	15	56	5	33.3%	7	12	80.0%
5	Chicago	13	46	5	38.5%	4	9	69.2%
6	New York Jets	12	47	5	41.7%	4	9	75.0%
7	Tennessee	7	32	3	42.9%	4	7	100.0%
8	Philadelphia	16	68	7	43.8%	7	14	87.5%
9	New York Giants	11	53	5	45.5%	6	11	100.0%
10	Kansas City	15	59	7	46.7%	4	11	73.3%
11	Seattle	19	83	9	47.4%	7	16	84.2%
12	Tampa Bay	21	87	10	47.6%	6	16	76.2%
13t	Atlanta	18	78	9	50.0%	5	14	77.8%
13t	Buffalo	18	75	9	50.0%	4	13	72.2%
15	Minnesota	17	73	9	52.9%	3	12	70.6%
16t	New England	15	72	8	53.3%	6	14	93.3%
16t	San Francisco	15	74	8	53.3%	6	14	93.3%
18	Arizona	22	108	12	54.5%	5	17	77.3%
19	Cleveland	18	85	10	55.6%	5	15	83.3%
20	Detroit	12	57	7	58.3%	3	10	83.3%
21t	Green Bay	18	88	11	61.1%	4	15	83.3%
21t	Las Vegas	18	90	11	61.1%	5	16	88.9%
21t	Los Angeles Rams	18	91	11	61.1%	5	16	88.9%
24	Indianapolis	17	84	11	64.7%	3	14	82.4%
25t	Baltimore	15	77	10	66.7%	3	13	86.7%
25t	Cincinnati	18	99	12	66.7%	5	17	94.4%
25t	Houston	15	78	10	66.7%	3	13	86.7%
25t	Miami	12	59	8	66.7%	1	9	75.0%
29	Washington	16	89	11	68.8%	5	16	100.0%
30	Jacksonville	17	97	12	70.6%	5	17	100.0%
31	Dallas	14	85	11	78.6%	3	14	100.0%
32	Carolina	16	100	14	87.5%	1	15	93.8%
	<b>TOTALS</b>	<b>490</b>	<b>2296</b>	<b>269</b>	<b>54.9%</b>	<b>143</b>	<b>412</b>	<b>84.1%</b>

# 2024 NATIONAL FOOTBALL LEAGUE

## AFC TEAM OFFENSE FIRST DOWNS, THIRD DOWNS & FOURTH DOWNS

RANK	TEAM	FIRST DOWNS				THIRD DOWNS			FOURTH DOWNS		
		TOTAL	RUSH	PASS	PEN	MADE	ATT	PCT	MADE	ATT	PCT
1	Baltimore	122	56	60	6	29	58	50.0%	3	4	75.0%
2	Cincinnati	108	31	69	8	29	61	47.5%	3	4	75.0%
3	Kansas City	106	39	58	9	26	61	42.6%	4	4	100.0%
4	Houston	102	24	73	5	30	71	42.3%	5	8	62.5%
5	Indianapolis	95	40	48	7	25	60	41.7%	3	6	50.0%
6	Pittsburgh	92	36	40	16	28	69	40.6%	2	5	40.0%
7	Jacksonville	91	32	51	8	14	54	25.9%	5	12	41.7%
8	New York Jets	90	24	59	7	30	71	42.3%	0	3	0.0%
9t	Buffalo	89	38	42	9	18	56	32.1%	7	7	100.0%
9t	Las Vegas	89	18	61	10	23	64	35.9%	1	6	16.7%
11	Miami	88	31	45	12	20	66	30.3%	2	14	14.3%
12	Cleveland	76	29	38	9	12	66	18.2%	9	15	60.0%
13t	Denver	74	36	34	4	17	69	24.6%	5	7	71.4%
13t	New England	74	29	37	8	23	71	32.4%	4	7	57.1%
15	Tennessee	70	29	32	9	13	47	27.7%	2	5	40.0%
16	Los Angeles Chargers	54	21	30	3	20	55	36.4%	0	1	0.0%
	<b>TOTALS</b>	<b>1420</b>	<b>513</b>	<b>777</b>	<b>130</b>	<b>357</b>	<b>999</b>	<b>35.7%</b>	<b>55</b>	<b>108</b>	<b>50.9%</b>

## AFC TEAM DEFENSE FIRST DOWNS, THIRD DOWNS & FOURTH DOWNS

RANK	TEAM	FIRST DOWNS				THIRD DOWNS			FOURTH DOWNS		
		TOTAL	RUSH	PASS	PEN	MADE	ATT	PCT	MADE	ATT	PCT
1	Tennessee	56	27	24	5	14	51	27.5%	3	5	60.0%
2	Los Angeles Chargers	57	18	32	7	22	56	39.3%	1	4	25.0%
3	Houston	81	31	39	11	24	66	36.4%	4	7	57.1%
4	Miami	82	34	39	9	14	55	25.5%	2	4	50.0%
5	New York Jets	84	34	36	14	20	63	31.7%	3	5	60.0%
6	Pittsburgh	85	30	50	5	24	62	38.7%	3	4	75.0%
7t	Denver	88	22	52	14	22	68	32.4%	0	4	0.0%
7t	Kansas City	88	27	53	8	21	59	35.6%	4	10	40.0%
9t	Cleveland	90	39	45	6	23	66	34.8%	3	3	100.0%
9t	Las Vegas	90	30	53	7	18	60	30.0%	2	3	66.7%
11	Buffalo	97	38	54	5	29	66	43.9%	5	15	33.3%
12	Baltimore	100	15	72	13	26	61	42.6%	1	3	33.3%
13	New England	101	35	56	10	30	65	46.2%	1	4	25.0%
14	Jacksonville	111	32	70	9	30	68	44.1%	6	8	75.0%
15	Cincinnati	112	49	56	7	29	61	47.5%	7	9	77.8%
16	Indianapolis	114	44	61	9	35	75	46.7%	7	11	63.6%
	<b>TOTALS</b>	<b>1436</b>	<b>505</b>	<b>792</b>	<b>139</b>	<b>381</b>	<b>1002</b>	<b>38.0%</b>	<b>52</b>	<b>99</b>	<b>52.5%</b>

# 2024 NATIONAL FOOTBALL LEAGUE

## NFC TEAM OFFENSE FIRST DOWNS, THIRD DOWNS & FOURTH DOWNS

RANK	TEAM	FIRST DOWNS				THIRD DOWNS			FOURTH DOWNS		
		TOTAL	RUSH	PASS	PEN	MADE	ATT	PCT	MADE	ATT	PCT
1t	San Francisco	114	38	67	9	27	58	46.6%	2	5	40.0%
1t	Washington	114	52	53	9	31	60	51.7%	8	8	100.0%
3	Seattle	113	30	71	12	22	59	37.3%	2	6	33.3%
4	Los Angeles Rams	104	40	54	10	25	62	40.3%	6	11	54.5%
5	Tampa Bay	103	28	65	10	26	58	44.8%	1	3	33.3%
6	Dallas	100	28	62	10	29	65	44.6%	3	6	50.0%
7	Atlanta	98	25	63	10	16	52	30.8%	5	9	55.6%
8t	Green Bay	97	41	48	8	23	62	37.1%	1	3	33.3%
8t	New Orleans	97	46	44	7	29	57	50.9%	1	5	20.0%
10	Arizona	95	44	44	7	22	54	40.7%	3	7	42.9%
11t	Chicago	93	31	49	13	24	71	33.8%	7	10	70.0%
11t	New York Giants	93	29	58	6	27	72	37.5%	6	11	54.5%
13	Minnesota	92	32	48	12	24	59	40.7%	2	4	50.0%
14	Detroit	91	39	46	6	22	48	45.8%	4	7	57.1%
15	Philadelphia	83	35	43	5	22	54	40.7%	5	9	55.6%
16	Carolina	80	28	46	6	17	60	28.3%	4	12	33.3%
	<b>TOTALS</b>	<b>1567</b>	<b>566</b>	<b>861</b>	<b>140</b>	<b>386</b>	<b>951</b>	<b>40.6%</b>	<b>60</b>	<b>116</b>	<b>51.7%</b>

## NFC TEAM DEFENSE FIRST DOWNS, THIRD DOWNS & FOURTH DOWNS

RANK	TEAM	FIRST DOWNS				THIRD DOWNS			FOURTH DOWNS		
		TOTAL	RUSH	PASS	PEN	MADE	ATT	PCT	MADE	ATT	PCT
1t	Chicago	81	34	41	6	18	63	28.6%	3	7	42.9%
1t	San Francisco	81	30	46	5	26	60	43.3%	4	7	57.1%
3	Philadelphia	82	30	45	7	17	46	37.0%	3	5	60.0%
4	New York Giants	86	31	49	6	20	59	33.9%	4	8	50.0%
5	Seattle	90	33	49	8	22	68	32.4%	1	5	20.0%
6	New Orleans	93	30	55	8	23	62	37.1%	4	10	40.0%
7	Detroit	95	23	56	16	13	41	31.7%	2	6	33.3%
8t	Dallas	96	46	43	7	19	60	31.7%	8	11	72.7%
8t	Minnesota	96	15	73	8	22	71	31.0%	4	13	30.8%
10	Washington	99	36	56	7	24	55	43.6%	6	9	66.7%
11t	Atlanta	106	48	54	4	33	68	48.5%	4	7	57.1%
11t	Los Angeles Rams	106	50	44	12	23	52	44.2%	2	2	100.0%
13	Green Bay	108	39	60	9	21	59	35.6%	4	9	44.4%
14	Tampa Bay	110	40	61	9	25	65	38.5%	9	14	64.3%
15t	Arizona	111	46	58	7	26	55	47.3%	4	8	50.0%
15t	Carolina	111	43	56	12	30	64	46.9%	1	4	25.0%
	<b>TOTALS</b>	<b>1551</b>	<b>574</b>	<b>846</b>	<b>131</b>	<b>362</b>	<b>948</b>	<b>38.2%</b>	<b>63</b>	<b>125</b>	<b>50.4%</b>

# 2024 NATIONAL FOOTBALL LEAGUE

## NFL TEAM OFFENSE FIRST DOWNS, THIRD DOWNS & FOURTH DOWNS

RANK	TEAM	FIRST DOWNS				THIRD DOWNS			FOURTH DOWNS		
		TOTAL	RUSH	PASS	PEN	MADE	ATT	PCT	MADE	ATT	PCT
1	Baltimore	122	56	60	6	29	58	50.0%	3	4	75.0%
2t	San Francisco	114	38	67	9	27	58	46.6%	2	5	40.0%
2t	Washington	114	52	53	9	31	60	51.7%	8	8	100.0%
4	Seattle	113	30	71	12	22	59	37.3%	2	6	33.3%
5	Cincinnati	108	31	69	8	29	61	47.5%	3	4	75.0%
6	Kansas City	106	39	58	9	26	61	42.6%	4	4	100.0%
7	Los Angeles Rams	104	40	54	10	25	62	40.3%	6	11	54.5%
8	Tampa Bay	103	28	65	10	26	58	44.8%	1	3	33.3%
9	Houston	102	24	73	5	30	71	42.3%	5	8	62.5%
10	Dallas	100	28	62	10	29	65	44.6%	3	6	50.0%
11	Atlanta	98	25	63	10	16	52	30.8%	5	9	55.6%
12t	Green Bay	97	41	48	8	23	62	37.1%	1	3	33.3%
12t	New Orleans	97	46	44	7	29	57	50.9%	1	5	20.0%
14t	Arizona	95	44	44	7	22	54	40.7%	3	7	42.9%
14t	Indianapolis	95	40	48	7	25	60	41.7%	3	6	50.0%
16t	Chicago	93	31	49	13	24	71	33.8%	7	10	70.0%
16t	New York Giants	93	29	58	6	27	72	37.5%	6	11	54.5%
18t	Minnesota	92	32	48	12	24	59	40.7%	2	4	50.0%
18t	Pittsburgh	92	36	40	16	28	69	40.6%	2	5	40.0%
20t	Detroit	91	39	46	6	22	48	45.8%	4	7	57.1%
20t	Jacksonville	91	32	51	8	14	54	25.9%	5	12	41.7%
22	New York Jets	90	24	59	7	30	71	42.3%	0	3	0.0%
23t	Buffalo	89	38	42	9	18	56	32.1%	7	7	100.0%
23t	Las Vegas	89	18	61	10	23	64	35.9%	1	6	16.7%
25	Miami	88	31	45	12	20	66	30.3%	2	14	14.3%
26	Philadelphia	83	35	43	5	22	54	40.7%	5	9	55.6%
27	Carolina	80	28	46	6	17	60	28.3%	4	12	33.3%
28	Cleveland	76	29	38	9	12	66	18.2%	9	15	60.0%
29t	Denver	74	36	34	4	17	69	24.6%	5	7	71.4%
29t	New England	74	29	37	8	23	71	32.4%	4	7	57.1%
31	Tennessee	70	29	32	9	13	47	27.7%	2	5	40.0%
32	Los Angeles Chargers	54	21	30	3	20	55	36.4%	0	1	0.0%
	<b>TOTALS</b>	<b>2987</b>	<b>1079</b>	<b>1638</b>	<b>270</b>	<b>743</b>	<b>1950</b>	<b>38.1%</b>	<b>115</b>	<b>224</b>	<b>51.3%</b>

# 2024 NATIONAL FOOTBALL LEAGUE

## NFL TEAM DEFENSE FIRST DOWNS, THIRD DOWNS & FOURTH DOWNS

RANK	TEAM	FIRST DOWNS				THIRD DOWNS			FOURTH DOWNS		
		TOTAL	RUSH	PASS	PEN	MADE	ATT	PCT	MADE	ATT	PCT
1	Tennessee	56	27	24	5	14	51	27.5%	3	5	60.0%
2	Los Angeles Chargers	57	18	32	7	22	56	39.3%	1	4	25.0%
3t	Chicago	81	34	41	6	18	63	28.6%	3	7	42.9%
3t	Houston	81	31	39	11	24	66	36.4%	4	7	57.1%
3t	San Francisco	81	30	46	5	26	60	43.3%	4	7	57.1%
6t	Miami	82	34	39	9	14	55	25.5%	2	4	50.0%
6t	Philadelphia	82	30	45	7	17	46	37.0%	3	5	60.0%
8	New York Jets	84	34	36	14	20	63	31.7%	3	5	60.0%
9	Pittsburgh	85	30	50	5	24	62	38.7%	3	4	75.0%
10	New York Giants	86	31	49	6	20	59	33.9%	4	8	50.0%
11t	Denver	88	22	52	14	22	68	32.4%	0	4	0.0%
11t	Kansas City	88	27	53	8	21	59	35.6%	4	10	40.0%
13t	Cleveland	90	39	45	6	23	66	34.8%	3	3	100.0%
13t	Las Vegas	90	30	53	7	18	60	30.0%	2	3	66.7%
13t	Seattle	90	33	49	8	22	68	32.4%	1	5	20.0%
16	New Orleans	93	30	55	8	23	62	37.1%	4	10	40.0%
17	Detroit	95	23	56	16	13	41	31.7%	2	6	33.3%
18t	Dallas	96	46	43	7	19	60	31.7%	8	11	72.7%
18t	Minnesota	96	15	73	8	22	71	31.0%	4	13	30.8%
20	Buffalo	97	38	54	5	29	66	43.9%	5	15	33.3%
21	Washington	99	36	56	7	24	55	43.6%	6	9	66.7%
22	Baltimore	100	15	72	13	26	61	42.6%	1	3	33.3%
23	New England	101	35	56	10	30	65	46.2%	1	4	25.0%
24t	Atlanta	106	48	54	4	33	68	48.5%	4	7	57.1%
24t	Los Angeles Rams	106	50	44	12	23	52	44.2%	2	2	100.0%
26	Green Bay	108	39	60	9	21	59	35.6%	4	9	44.4%
27	Tampa Bay	110	40	61	9	25	65	38.5%	9	14	64.3%
28t	Arizona	111	46	58	7	26	55	47.3%	4	8	50.0%
28t	Carolina	111	43	56	12	30	64	46.9%	1	4	25.0%
28t	Jacksonville	111	32	70	9	30	68	44.1%	6	8	75.0%
31	Cincinnati	112	49	56	7	29	61	47.5%	7	9	77.8%
32	Indianapolis	114	44	61	9	35	75	46.7%	7	11	63.6%
	<b>TOTALS</b>	<b>2987</b>	<b>1079</b>	<b>1638</b>	<b>270</b>	<b>743</b>	<b>1950</b>	<b>38.1%</b>	<b>115</b>	<b>224</b>	<b>51.3%</b>

# 2024 NATIONAL FOOTBALL LEAGUE

---

## AFC OFFENSIVE FIRST DOWN YARDAGE

RANK	TEAM	YDS/PL	PLAYS	YARDS
1	Indianapolis	7.68	132	1014
2	Baltimore	6.83	155	1059
3	Cincinnati	6.79	135	916
4	Jacksonville	6.41	132	846
5	Kansas City	5.78	142	821
6	Houston	5.70	149	850
7	Miami	5.51	140	772
8	Las Vegas	5.24	135	707
9	Tennessee	5.11	105	537
10	Denver	4.83	126	608
11	New England	4.61	121	558
12	Buffalo	4.52	122	551
13	Los Angeles Chargers	4.50	90	405
14	New York Jets	4.27	133	568
15	Pittsburgh	4.10	128	525
16	Cleveland	3.63	126	457
	<b>TOTALS</b>	<b>5.41</b>	<b>2071</b>	<b>11194</b>

## AFC DEFENSIVE FIRST DOWN YARDAGE

RANK	TEAM	YDS/PL	PLAYS	YARDS
1	New York Jets	3.85	132	508
2	Las Vegas	4.54	133	604
3	Tennessee	4.54	94	427
4	Kansas City	4.76	124	590
5	Denver	4.84	134	648
6	New England	5.07	139	705
7	Los Angeles Chargers	5.27	96	506
8	Cleveland	5.29	138	730
9	Houston	5.37	120	644
10	Baltimore	5.42	139	753
11	Buffalo	5.52	137	756
12	Cincinnati	5.53	144	796
13	Pittsburgh	5.56	129	717
14	Indianapolis	5.78	152	878
15	Miami	6.56	124	814
16	Jacksonville	6.83	145	991
	<b>TOTALS</b>	<b>5.32</b>	<b>2080</b>	<b>11067</b>

# 2024 NATIONAL FOOTBALL LEAGUE

---

## NFC OFFENSIVE FIRST DOWN YARDAGE

RANK	TEAM	YDS/PL	PLAYS	YARDS
1	Detroit	7.01	118	827
2	San Francisco	6.35	150	953
3	Tampa Bay	6.26	136	852
4	Green Bay	6.05	142	859
5	Atlanta	5.99	134	803
6	Seattle	5.95	153	910
7	Carolina	5.84	129	754
8	Minnesota	5.76	135	778
9	Los Angeles Rams	5.64	140	789
10	Arizona	5.63	131	737
11	New York Giants	5.60	138	773
12	New Orleans	5.22	127	663
13	Philadelphia	5.18	114	591
14	Dallas	4.89	142	694
15	Washington	4.70	138	648
16	Chicago	4.61	135	622
	<b>TOTALS</b>	<b>5.67</b>	<b>2162</b>	<b>12253</b>

## NFC DEFENSIVE FIRST DOWN YARDAGE

RANK	TEAM	YDS/PL	PLAYS	YARDS
1	Minnesota	5.19	145	752
2	Washington	5.47	129	705
3	Dallas	5.53	131	724
4	New Orleans	5.53	138	763
5	Carolina	5.56	142	790
6	Arizona	5.60	142	795
7	Detroit	5.60	124	695
8	New York Giants	5.67	129	732
9	Chicago	5.70	131	747
10	San Francisco	5.78	120	693
11	Atlanta	5.81	143	831
12	Tampa Bay	5.83	145	846
13	Green Bay	6.02	146	879
14	Los Angeles Rams	6.02	137	825
15	Philadelphia	6.22	111	690
16	Seattle	6.52	140	913
	<b>TOTALS</b>	<b>5.75</b>	<b>2153</b>	<b>12380</b>

# 2024 NATIONAL FOOTBALL LEAGUE

---

## NFL OFFENSIVE FIRST DOWN YARDAGE

RANK	TEAM	YDS/PL	PLAYS	YARDS
1	Indianapolis	7.68	132	1014
2	Detroit	7.01	118	827
3	Baltimore	6.83	155	1059
4	Cincinnati	6.79	135	916
5	Jacksonville	6.41	132	846
6	San Francisco	6.35	150	953
7	Tampa Bay	6.26	136	852
8	Green Bay	6.05	142	859
9	Atlanta	5.99	134	803
10	Seattle	5.95	153	910
11	Carolina	5.84	129	754
12	Kansas City	5.78	142	821
13	Minnesota	5.76	135	778
14	Houston	5.70	149	850
15	Los Angeles Rams	5.64	140	789
16	Arizona	5.63	131	737
17	New York Giants	5.60	138	773
18	Miami	5.51	140	772
19	Las Vegas	5.24	135	707
20	New Orleans	5.22	127	663
21	Philadelphia	5.18	114	591
22	Tennessee	5.11	105	537
23	Dallas	4.89	142	694
24	Denver	4.83	126	608
25	Washington	4.70	138	648
26	New England	4.61	121	558
27	Chicago	4.61	135	622
28	Buffalo	4.52	122	551
29	Los Angeles Chargers	4.50	90	405
30	New York Jets	4.27	133	568
31	Pittsburgh	4.10	128	525
32	Cleveland	3.63	126	457
	<b>TOTALS</b>	<b>5.54</b>	<b>4233</b>	<b>23447</b>



# 2024 NATIONAL FOOTBALL LEAGUE

---

## NFL DEFENSIVE FIRST DOWN YARDAGE

RANK	TEAM	YDS/PL	PLAYS	YARDS
1	New York Jets	3.85	132	508
2	Las Vegas	4.54	133	604
3	Tennessee	4.54	94	427
4	Kansas City	4.76	124	590
5	Denver	4.84	134	648
6	New England	5.07	139	705
7	Minnesota	5.19	145	752
8	Los Angeles Chargers	5.27	96	506
9	Cleveland	5.29	138	730
10	Houston	5.37	120	644
11	Baltimore	5.42	139	753
12	Washington	5.47	129	705
13	Buffalo	5.52	137	756
14	Dallas	5.53	131	724
15	Cincinnati	5.53	144	796
16	New Orleans	5.53	138	763
17	Pittsburgh	5.56	129	717
18	Carolina	5.56	142	790
19	Arizona	5.60	142	795
20	Detroit	5.60	124	695
21	New York Giants	5.67	129	732
22	Chicago	5.70	131	747
23	San Francisco	5.78	120	693
24	Indianapolis	5.78	152	878
25	Atlanta	5.81	143	831
26	Tampa Bay	5.83	145	846
27	Green Bay	6.02	146	879
28	Los Angeles Rams	6.02	137	825
29	Philadelphia	6.22	111	690
30	Seattle	6.52	140	913
31	Miami	6.56	124	814
32	Jacksonville	6.83	145	991
	<b>TOTALS</b>	<b>5.54</b>	<b>4233</b>	<b>23447</b>

# 2024 NATIONAL FOOTBALL LEAGUE

## AFC KICKOFFS (RECEIVING TEAM)

RANK	TEAM	TOTAL KO	ADJ KO	TB	TB%	EZ	EZ%	OB	IN20	AVG START
1	Buffalo	22	22	17	77.3%	18	81.8%	1	0	31.7
2	Denver	20	19	14	73.7%	14	73.7%	0	0	30.6
3	Houston	26	26	21	80.8%	24	92.3%	0	0	29.9
4	Las Vegas	30	30	20	66.7%	23	76.7%	2	1	29.7
5	Indianapolis	28	28	22	78.6%	26	92.9%	0	0	29.7
6	New England	25	25	21	84.0%	23	92.0%	0	1	29.1
7	Miami	24	24	20	83.3%	22	91.7%	0	1	29.0
8	Los Angeles Chargers	14	14	10	71.4%	12	85.7%	0	1	29.0
9	Cleveland	29	29	13	44.8%	16	55.2%	0	1	29.0
10	Cincinnati	29	29	16	55.2%	17	58.6%	0	1	28.9
11	New York Jets	23	23	13	56.5%	17	73.9%	0	0	28.7
12	Pittsburgh	20	20	15	75.0%	16	80.0%	0	1	28.6
13	Kansas City	22	22	15	68.2%	18	81.8%	0	2	28.4
14	Jacksonville	30	30	23	76.7%	25	83.3%	0	1	28.3
15	Tennessee	22	20	9	45.0%	15	75.0%	1	2	28.1
16	Baltimore	29	26	21	80.8%	24	92.3%	0	1	27.8
	<b>TOTALS</b>	<b>393</b>	<b>387</b>	<b>270</b>	<b>69.8%</b>	<b>310</b>	<b>80.1%</b>	<b>4</b>	<b>13</b>	<b>29.1</b>

## AFC KICKOFFS (KICKING TEAM)

RANK	TEAM	TOTAL KO	ADJ KO	TB	TB%	EZ	EZ%	OB	IN20	AVG START
1	Cleveland	20	19	12	63.2%	17	89.5%	0	1	27.7
2	Denver	24	22	14	63.6%	19	86.4%	1	1	27.9
3	Kansas City	28	27	21	77.8%	25	92.6%	0	1	28.4
4	Las Vegas	23	21	10	47.6%	15	71.4%	0	1	28.6
5	Houston	24	23	12	52.2%	16	69.6%	1	1	28.8
6	Miami	19	17	10	58.8%	13	76.5%	1	1	28.8
7	New York Jets	21	21	18	85.7%	19	90.5%	0	0	29.0
8	Pittsburgh	22	22	17	77.3%	20	90.9%	0	1	29.2
9	New England	17	16	13	81.3%	14	87.5%	0	0	29.6
10	Baltimore	30	30	23	76.7%	28	93.3%	0	2	29.8
11	Indianapolis	25	24	23	95.8%	23	95.8%	0	0	30.0
12	Cincinnati	31	30	25	83.3%	26	86.7%	0	1	30.0
13	Los Angeles Chargers	18	18	13	72.2%	14	77.8%	1	0	30.2
14	Jacksonville	24	24	20	83.3%	22	91.7%	0	0	30.5
15	Buffalo	30	30	24	80.0%	26	86.7%	1	1	31.5
16	Tennessee	17	16	13	81.3%	15	93.8%	0	0	32.4
	<b>TOTALS</b>	<b>373</b>	<b>360</b>	<b>268</b>	<b>74.4%</b>	<b>312</b>	<b>86.7%</b>	<b>5</b>	<b>11</b>	<b>29.6</b>

ADJ KO: Adjusted kickoffs are used to compute Avg. Team Drive Start. Adjusted kickoffs do not include inside kicks or kickoffs at the end of a half unless either kickoff is returned for a touchdown. Adjusted kickoffs also do not include non-inside kickoffs that result in the kicking team ultimately retaining possession.

IN20: The number of drives that start inside (not including) the 20-yard line.

# 2024 NATIONAL FOOTBALL LEAGUE

## NFC KICKOFFS (RECEIVING TEAM)

RANK	TEAM	TOTAL KO	ADJ KO	TB	TB%	EZ	EZ%	OB	IN20	AVG START
1	Arizona	26	26	15	57.7%	20	76.9%	1	1	32.1
2	Tampa Bay	25	23	15	65.2%	19	82.6%	1	1	31.0
3	Chicago	23	21	14	66.7%	19	90.5%	0	0	30.9
4	Minnesota	18	16	12	75.0%	12	75.0%	1	0	30.4
5	Washington	26	25	17	68.0%	19	76.0%	1	0	30.3
6	Los Angeles Rams	27	27	22	81.5%	22	81.5%	0	0	30.3
7	Green Bay	22	21	20	95.2%	21	100.0%	0	1	29.6
8	Dallas	27	27	18	66.7%	23	85.2%	0	1	29.5
9	Detroit	19	19	15	78.9%	17	89.5%	0	0	29.4
10	Carolina	34	33	15	45.5%	23	69.7%	1	1	29.2
11	New York Giants	25	24	9	37.5%	12	50.0%	0	1	28.8
12	San Francisco	24	23	21	91.3%	23	100.0%	0	1	28.8
13	Seattle	27	26	16	61.5%	22	84.6%	0	0	28.7
14	New Orleans	24	22	14	63.6%	18	81.8%	0	0	28.5
15	Philadelphia	24	24	17	70.8%	19	79.2%	0	1	28.2
16	Atlanta	30	30	23	76.7%	25	83.3%	0	3	27.9
	<b>TOTALS</b>	<b>401</b>	<b>387</b>	<b>263</b>	<b>68.0%</b>	<b>314</b>	<b>81.1%</b>	<b>5</b>	<b>11</b>	<b>29.6</b>

## NFC KICKOFFS (KICKING TEAM)

RANK	TEAM	TOTAL KO	ADJ KO	TB	TB%	EZ	EZ%	OB	IN20	AVG START
1	New Orleans	30	30	8	26.7%	13	43.3%	0	2	27.0
2	Dallas	29	26	13	50.0%	16	61.5%	0	1	27.0
3t	Green Bay	27	26	16	61.5%	19	73.1%	0	2	28.0
3t	Philadelphia	17	17	14	82.4%	15	88.2%	0	2	28.0
5	Detroit	22	22	19	86.4%	20	90.9%	0	0	28.5
6	Tampa Bay	30	30	24	80.0%	26	86.7%	0	0	28.9
7	Minnesota	29	29	24	82.8%	26	89.7%	0	1	29.1
8	Seattle	28	28	18	64.3%	21	75.0%	0	1	29.1
9	Carolina	20	20	6	30.0%	7	35.0%	1	1	29.6
10	Chicago	26	26	14	53.8%	22	84.6%	0	1	29.6
11	Los Angeles Rams	25	25	24	96.0%	25	100.0%	0	0	29.6
12	San Francisco	30	29	23	79.3%	27	93.1%	0	0	29.7
13	Washington	32	31	7	22.6%	12	38.7%	1	0	29.8
14	New York Giants	24	24	19	79.2%	21	87.5%	1	0	30.0
15	Atlanta	26	25	14	56.0%	19	76.0%	0	2	30.6
16	Arizona	26	26	22	84.6%	23	88.5%	1	0	32.0
	<b>TOTALS</b>	<b>421</b>	<b>414</b>	<b>265</b>	<b>64.0%</b>	<b>312</b>	<b>75.4%</b>	<b>4</b>	<b>13</b>	<b>29.2</b>

ADJ KO: Adjusted kickoffs are used to compute Avg. Team Drive Start. Adjusted kickoffs do not include inside kicks or kickoffs at the end of a half unless either kickoff is returned for a touchdown. Adjusted kickoffs also do not include non-inside kickoffs that result in the kicking team ultimately retaining possession.

IN20: The number of drives that start inside (not including) the 20-yard line.

# 2024 NATIONAL FOOTBALL LEAGUE

## NFL KICKOFFS (RECEIVING TEAM)

RANK	TEAM	TOTAL KO	ADJ KO	TB	TB%	EZ	EZ%	OB	IN20	AVG START
1	Arizona	26	26	15	57.7%	20	76.9%	1	1	32.1
2	Buffalo	22	22	17	77.3%	18	81.8%	1	0	31.7
3	Tampa Bay	25	23	15	65.2%	19	82.6%	1	1	31.0
4	Chicago	23	21	14	66.7%	19	90.5%	0	0	30.9
5	Denver	20	19	14	73.7%	14	73.7%	0	0	30.6
6	Minnesota	18	16	12	75.0%	12	75.0%	1	0	30.4
7	Washington	26	25	17	68.0%	19	76.0%	1	0	30.3
8	Los Angeles Rams	27	27	22	81.5%	22	81.5%	0	0	30.3
9	Houston	26	26	21	80.8%	24	92.3%	0	0	29.9
10	Las Vegas	30	30	20	66.7%	23	76.7%	2	1	29.7
11	Indianapolis	28	28	22	78.6%	26	92.9%	0	0	29.7
12	Green Bay	22	21	20	95.2%	21	100.0%	0	1	29.6
13	Dallas	27	27	18	66.7%	23	85.2%	0	1	29.5
14	Detroit	19	19	15	78.9%	17	89.5%	0	0	29.4
15	Carolina	34	33	15	45.5%	23	69.7%	1	1	29.2
16	New England	25	25	21	84.0%	23	92.0%	0	1	29.1
17	Miami	24	24	20	83.3%	22	91.7%	0	1	29.0
18	Los Angeles Chargers	14	14	10	71.4%	12	85.7%	0	1	29.0
19	Cleveland	29	29	13	44.8%	16	55.2%	0	1	29.0
20	Cincinnati	29	29	16	55.2%	17	58.6%	0	1	28.9
21	New York Giants	25	24	9	37.5%	12	50.0%	0	1	28.8
22	San Francisco	24	23	21	91.3%	23	100.0%	0	1	28.8
23	New York Jets	23	23	13	56.5%	17	73.9%	0	0	28.7
24	Seattle	27	26	16	61.5%	22	84.6%	0	0	28.7
25	Pittsburgh	20	20	15	75.0%	16	80.0%	0	1	28.6
26	New Orleans	24	22	14	63.6%	18	81.8%	0	0	28.5
27	Kansas City	22	22	15	68.2%	18	81.8%	0	2	28.4
28	Jacksonville	30	30	23	76.7%	25	83.3%	0	1	28.3
29	Philadelphia	24	24	17	70.8%	19	79.2%	0	1	28.2
30	Tennessee	22	20	9	45.0%	15	75.0%	1	2	28.1
31	Atlanta	30	30	23	76.7%	25	83.3%	0	3	27.9
32	Baltimore	29	26	21	80.8%	24	92.3%	0	1	27.8
	<b>TOTALS</b>	<b>1588</b>	<b>1548</b>	<b>1066</b>	<b>68.9%</b>	<b>1248</b>	<b>80.6%</b>	<b>18</b>	<b>48</b>	<b>29.3</b>

ADJ KO: Adjusted kickoffs are used to compute Avg. Team Drive Start. Adjusted kickoffs do not include inside kicks or kickoffs at the end of a half unless either kickoff is returned for a touchdown. Adjusted kickoffs also do not include non-onside kickoffs that result in the kicking team ultimately retaining possession.

IN20: The number of drives that start inside (not including) the 20-yard line.

# 2024 NATIONAL FOOTBALL LEAGUE

## NFL KICKOFFS (KICKING TEAM)

RANK	TEAM	TOTAL KO	ADJ KO	TB	TB%	EZ	EZ%	OB	IN20	AVG START
1	New Orleans	30	30	8	26.7%	13	43.3%	0	2	27.0
2	Dallas	29	26	13	50.0%	16	61.5%	0	1	27.0
3	Cleveland	20	19	12	63.2%	17	89.5%	0	1	27.7
4	Denver	24	22	14	63.6%	19	86.4%	1	1	27.9
5t	Green Bay	27	26	16	61.5%	19	73.1%	0	2	28.0
5t	Philadelphia	17	17	14	82.4%	15	88.2%	0	2	28.0
7	Kansas City	28	27	21	77.8%	25	92.6%	0	1	28.4
8	Detroit	22	22	19	86.4%	20	90.9%	0	0	28.5
9	Las Vegas	23	21	10	47.6%	15	71.4%	0	1	28.6
10	Houston	24	23	12	52.2%	16	69.6%	1	1	28.8
11	Miami	19	17	10	58.8%	13	76.5%	1	1	28.8
12	Tampa Bay	30	30	24	80.0%	26	86.7%	0	0	28.9
13	New York Jets	21	21	18	85.7%	19	90.5%	0	0	29.0
14	Minnesota	29	29	24	82.8%	26	89.7%	0	1	29.1
15	Seattle	28	28	18	64.3%	21	75.0%	0	1	29.1
16	Pittsburgh	22	22	17	77.3%	20	90.9%	0	1	29.2
17	New England	17	16	13	81.3%	14	87.5%	0	0	29.6
18	Carolina	20	20	6	30.0%	7	35.0%	1	1	29.6
19	Chicago	26	26	14	53.8%	22	84.6%	0	1	29.6
20	Los Angeles Rams	25	25	24	96.0%	25	100.0%	0	0	29.6
21	San Francisco	30	29	23	79.3%	27	93.1%	0	0	29.7
22	Washington	32	31	7	22.6%	12	38.7%	1	0	29.8
23	Baltimore	30	30	23	76.7%	28	93.3%	0	2	29.8
24t	Indianapolis	25	24	23	95.8%	23	95.8%	0	0	30.0
24t	New York Giants	24	24	19	79.2%	21	87.5%	1	0	30.0
26	Cincinnati	31	30	25	83.3%	26	86.7%	0	1	30.0
27	Los Angeles Chargers	18	18	13	72.2%	14	77.8%	1	0	30.2
28	Jacksonville	24	24	20	83.3%	22	91.7%	0	0	30.5
29	Atlanta	26	25	14	56.0%	19	76.0%	0	2	30.6
30	Buffalo	30	30	24	80.0%	26	86.7%	1	1	31.5
31	Arizona	26	26	22	84.6%	23	88.5%	1	0	32.0
32	Tennessee	17	16	13	81.3%	15	93.8%	0	0	32.4
	<b>TOTALS</b>	<b>1588</b>	<b>1548</b>	<b>1066</b>	<b>68.9%</b>	<b>1248</b>	<b>80.6%</b>	<b>18</b>	<b>48</b>	<b>29.3</b>

ADJ KO: Adjusted kickoffs are used to compute Avg. Team Drive Start. Adjusted kickoffs do not include inside kicks or kickoffs at the end of a half unless either kickoff is returned for a touchdown. Adjusted kickoffs also do not include non-onside kickoffs that result in the kicking team ultimately retaining possession.

IN20: The number of drives that start inside (not including) the 20-yard line.

# 2024 NATIONAL FOOTBALL LEAGUE

## AFC PLAYER SINGLE-GAME HIGHS

CATEGORY	TOTAL	PLAYER	GAME	DETAILS
Points	18	Chris Boswell	PIT at ATL, Sep. 8	6 FG
	18	James Cook	BUF at MIA, Sep. 12	3 TD
Passing Yards	392	Joe Burrow	CIN vs. BAL, Oct. 6 (OT)	30-39, 392 YDS, 5 TD, 1 INT
	371	Trevor Lawrence	JAX vs. IND, Oct. 6	28-34, 371 YDS, 2 TD, 1 INT
Longest Pass	85	Trevor Lawrence	JAX vs. IND, Oct. 6	to Brian Thomas Jr. (TD)
Passing Touchdowns	5	Joe Burrow	CIN vs. BAL, Oct. 6 (OT)	30-39, 392 YDS, 5 TD, 1 INT
	4	Josh Allen	BUF vs. JAX, Sep. 23	23-30, 263 YDS, 4 TD, 0 INT
Rushing Yards	199	Derrick Henry	BAL vs. BUF, Sep. 29	24-199, 1 TD
Rushing Attempts	30	Joe Mixon	HOU at IND, Sep. 8	30-159, 1 TD
Longest Rush	87	Derrick Henry	BAL vs. BUF, Sep. 29	(TD)
Receptions	13	Garrett Wilson	NYJ at MIN, Oct. 6	13-101, 1 TD
Receiving Yards	193	Ja'Marr Chase	CIN vs. BAL, Oct. 6 (OT)	10-193, 2 TD
	151	Nico Collins	HOU vs. JAX, Sep. 29	12-151, 1 TD
Kickoff Return Yards	127	Jha'Quan Jackson	TEN at CHI, Sep. 8	5-127, 0 TD
Kickoff Returns	5	Jha'Quan Jackson	TEN at CHI, Sep. 8	5-127, 0 TD
	5	Pierre Strong	CLE at WAS, Oct. 6	5-124, 0 TD
Longest Kickoff Return	53	Brandon Codrington	BUF vs. ARI, Sep. 8	
Punt Return Yards	72	Jaelon Darden	CLE vs. DAL, Sep. 8	5-72, 0 FC, 0 TD
Punt Returns	5			7 times in non-overtime games
Longest Punt Return	53	Devin Duvernay	JAX vs. IND, Oct. 6	
Interceptions	2			3 times in non-overtime games
Longest Interception Return	100	Pat Surtain II	DEN vs. LV, Oct. 6	(TD)
Sacks	3.0			3 times in non-overtime games
Scrimmage Yards	209	Derrick Henry	BAL vs. BUF, Sep. 29	Rush: 24-199, Rec: 3-10
Longest Punt	84	Corey Bojorquez	CLE at LV, Sep. 29	
Punts	8			4 times in non-overtime games
Field Goals Made	6	Chris Boswell	PIT at ATL, Sep. 8	6-6, 57 long
Longest Field Goal	63	Joey Slye	NE at SF, Sep. 29	

# 2024 NATIONAL FOOTBALL LEAGUE

## NFC PLAYER SINGLE-GAME HIGHS

CATEGORY	TOTAL	PLAYER	GAME	DETAILS
Points	24	Alvin Kamara	NO at DAL, Sep. 15	4 TD
Passing Yards	509	Kirk Cousins	ATL vs. TB, Oct. 3 (OT)	42-58, 509 YDS, 4 TD, 1 INT
	395	Geno Smith	SEA at DET, Sep. 30	38-56, 395 YDS, 1 TD, 1 INT
Longest Pass	97	Sam Darnold	MIN vs. SF, Sep. 15	to Justin Jefferson (TD)
Passing Touchdowns	4			4 times, 3 in non-overtime games
Rushing Yards	151	Josh Jacobs	GB vs. IND, Sep. 15	32-151, 0 TD
Rushing Attempts	32	Josh Jacobs	GB vs. IND, Sep. 15	32-151, 0 TD
Longest Rush	65	Saquon Barkley	PHI at NO, Sep. 22	(TD)
Receptions	14	Cooper Kupp	LAR at DET, Sep. 8 (OT)	14-110, 1 TD
	12	Malik Nabers	NYG vs. DAL, Sep. 26	12-115, 0 TD
Receiving Yards	175	Jauan Jennings	SF at LAR, Sep. 22	11-175, 3 TD
Kickoff Return Yards	204	Raheem Blackshear	CAR at NO, Sep. 8	8-204, 0 TD
Kickoff Returns	8	Raheem Blackshear	CAR at NO, Sep. 8	8-204, 0 TD
Longest Kickoff Return	96	DeeJay Dallas	ARI at BUF, Sep. 8	(TD)
Punt Return Yards	96	KaVontae Turpin	DAL at CLE, Sep. 8	5-96, 0 FC, 1 TD
Punt Returns	5	DeAndre Carter	CHI vs. TEN, Sep. 8	5-64, 0 FC, 0 TD
	5	KaVontae Turpin	DAL at CLE, Sep. 8	5-96, 0 FC, 1 TD
Longest Punt Return	60	KaVontae Turpin	DAL at CLE, Sep. 8	(TD)
Interceptions	1			65 times, 62 in non-overtime games
Longest Interception Return	63	Andrew Van Ginkel	MIN vs. NYJ, Oct. 6	(TD)
Sacks	4.0	Aidan Hutchinson	DET vs. TB, Sep. 15	
Scrimmage Yards	180	Alvin Kamara	NO at DAL, Sep. 15	Rush: 20-115, Rec: 2-65
Longest Punt	74	Daniel Whelan	GB vs. MIN, Sep. 29	
Punts	7	Johnny Hekker	CAR vs. LAC, Sep. 15	7-311 (44.4)
	7	Jamie Gillan	NYG at CLE, Sep. 22	7-361 (51.6)
Field Goals Made	7	Austin Seibert	WAS vs. NYG, Sep. 15	7-7, 45 long
Longest Field Goal	65	Brandon Aubrey	DAL vs. BAL, Sep. 22	

# 2024 NATIONAL FOOTBALL LEAGUE

## NFL PLAYER SINGLE-GAME HIGHS

CATEGORY	TOTAL	PLAYER	GAME	DETAILS
Points	24	Alvin Kamara	NO at DAL, Sep. 15	4 TD
Passing Yards	509	Kirk Cousins	ATL vs. TB, Oct. 3 (OT)	42-58, 509 YDS, 4 TD, 1 INT
	395	Geno Smith	SEA at DET, Sep. 30	38-56, 395 YDS, 1 TD, 1 INT
Longest Pass	97	Sam Darnold	MIN vs. SF, Sep. 15	to Justin Jefferson (TD)
Passing Touchdowns	5	Joe Burrow	CIN vs. BAL, Oct. 6 (OT)	30-39, 392 YDS, 5 TD, 1 INT
	4			5 times, 4 in non-overtime games
Rushing Yards	199	Derrick Henry	BAL vs. BUF, Sep. 29	24-199, 1 TD
Rushing Attempts	32	Josh Jacobs	GB vs. IND, Sep. 15	32-151, 0 TD
Longest Rush	87	Derrick Henry	BAL vs. BUF, Sep. 29	(TD)
Receptions	14	Cooper Kupp	LAR at DET, Sep. 8 (OT)	14-110, 1 TD
	13	Garrett Wilson	NYJ at MIN, Oct. 6	13-101, 1 TD
Receiving Yards	193	Ja'Marr Chase	CIN vs. BAL, Oct. 6 (OT)	10-193, 2 TD
	175	Jauan Jennings	SF at LAR, Sep. 22	11-175, 3 TD
Kickoff Return Yards	204	Raheem Blackshear	CAR at NO, Sep. 8	8-204, 0 TD
Kickoff Returns	8	Raheem Blackshear	CAR at NO, Sep. 8	8-204, 0 TD
Longest Kickoff Return	96	DeeJay Dallas	ARI at BUF, Sep. 8	(TD)
Punt Return Yards	96	KaVontae Turpin	DAL at CLE, Sep. 8	5-96, 0 FC, 1 TD
Punt Returns	5			9 times in non-overtime games
Longest Punt Return	60	KaVontae Turpin	DAL at CLE, Sep. 8	(TD)
Interceptions	2			3 times in non-overtime games
Longest Interception Return	100	Pat Surtain II	DEN vs. LV, Oct. 6	(TD)
Sacks	4.0	Aidan Hutchinson	DET vs. TB, Sep. 15	
Scrimmage Yards	209	Derrick Henry	BAL vs. BUF, Sep. 29	Rush: 24-199, Rec: 3-10
Longest Punt	84	Corey Bojorquez	CLE at LV, Sep. 29	
Punts	8			4 times in non-overtime games
Field Goals Made	7	Austin Seibert	WAS vs. NYG, Sep. 15	7-7, 45 long
Longest Field Goal	65	Brandon Aubrey	DAL vs. BAL, Sep. 22	



# 2024 NATIONAL FOOTBALL LEAGUE

---

## 300-YARD PASSING GAMES

YARDS	PLAYER	GAME	DETAILS
509	Kirk Cousins	ATL vs. TB, Oct. 3 (OT)	42-58, 4 TD, 1 INT
395	Geno Smith	SEA at DET, Sep. 30	38-56, 1 TD, 1 INT
392	Joe Burrow	CIN vs. BAL, Oct. 6 (OT)	30-39, 5 TD, 1 INT
389	Jordan Love	GB vs. MIN, Sep. 29	32-54, 4 TD, 3 INT
379	Dak Prescott	DAL vs. BAL, Sep. 22	28-51, 2 TD, 0 INT
371	Trevor Lawrence	JAX vs. IND, Oct. 6	28-34, 2 TD, 1 INT
363	Caleb Williams	CHI at IND, Sep. 22	33-52, 2 TD, 2 INT
359	Joe Flacco	IND at JAX, Oct. 6	33-44, 3 TD, 0 INT
352	Dak Prescott	DAL at PIT, Oct. 6	29-42, 2 TD, 2 INT
348	Lamar Jackson	BAL at CIN, Oct. 6 (OT)	26-42, 4 TD, 0 INT
347	Baker Mayfield	TB vs. PHI, Sep. 29	30-47, 2 TD, 0 INT
345	C.J. Stroud	HOU vs. JAX, Sep. 29	27-40, 2 TD, 0 INT
338	Tua Tagovailoa	MIA vs. JAX, Sep. 8	23-37, 1 TD, 0 INT
331	C.J. Stroud	HOU vs. BUF, Oct. 6	28-38, 1 TD, 1 INT
331	Patrick Mahomes	KC vs. NO, Oct. 7	28-39, 0 TD, 1 INT
327	Geno Smith	SEA at NE, Sep. 15 (OT)	33-44, 1 TD, 0 INT
324	Joe Burrow	CIN vs. WAS, Sep. 23	29-38, 3 TD, 0 INT
319	Brock Purdy	SF at MIN, Sep. 15	28-36, 1 TD, 1 INT
319	Andy Dalton	CAR at LV, Sep. 22	26-37, 3 TD, 0 INT
317	Matthew Stafford	LAR at DET, Sep. 8 (OT)	34-49, 1 TD, 1 INT
312	Justin Fields	PIT at IND, Sep. 29	22-34, 1 TD, 0 INT
311	Jalen Hurts	PHI at NO, Sep. 22	29-38, 0 TD, 1 INT
307	Jared Goff	DET vs. TB, Sep. 15	34-55, 0 TD, 2 INT
304	Caleb Williams	CHI vs. CAR, Oct. 6	20-29, 2 TD, 0 INT

# 2024 NATIONAL FOOTBALL LEAGUE

## 100-YARD RECEIVING GAMES

YARDS	PLAYER	GAME	DETAILS
193	Ja'Marr Chase	CIN vs. BAL, Oct. 6 (OT)	10 REC, 2 TD
175	Jauan Jennings	SF at LAR, Sep. 22	11 REC, 3 TD
170	Dallas Goedert	PHI at NO, Sep. 22	10 REC, 0 TD
154	Drake London	ATL vs. TB, Oct. 3 (OT)	12 REC, 1 TD
151	Nico Collins	HOU vs. JAX, Sep. 29	12 REC, 1 TD
147	Brandon Aiyuk	SF vs. ARI, Oct. 6	8 REC, 0 TD
139	Jayden Reed	GB vs. MIN, Sep. 29	7 REC, 1 TD
138	Jayden Reed	GB at PHI, Sep. 6	4 REC, 1 TD
135	Nico Collins	HOU vs. CHI, Sep. 15	8 REC, 1 TD
134	Alec Pierce	IND at JAX, Oct. 6	3 REC, 1 TD
133	Justin Jefferson	MIN vs. SF, Sep. 15	4 REC, 1 TD
130	Tyreek Hill	MIA vs. JAX, Sep. 8	7 REC, 1 TD
130	Marvin Harrison Jr.	ARI vs. LAR, Sep. 15	4 REC, 2 TD
130	JuJu Smith-Schuster	KC vs. NO, Oct. 7	7 REC, 0 TD
129	DK Metcalf	SEA at NE, Sep. 15 (OT)	10 REC, 1 TD
127	Malik Nabers	NYG at WAS, Sep. 15	10 REC, 1 TD
125	Alec Pierce	IND vs. HOU, Sep. 8	3 REC, 1 TD
122	Diontae Johnson	CAR at LV, Sep. 22	8 REC, 1 TD
122	Darius Slayton	NYG at SEA, Oct. 6	8 REC, 1 TD
122	Brian Thomas Jr.	JAX vs. IND, Oct. 6	5 REC, 1 TD
121	Jameson Williams	DET vs. LAR, Sep. 8 (OT)	5 REC, 1 TD
119	A.J. Brown	PHI vs. GB, Sep. 6	5 REC, 1 TD
119	Amon-Ra St. Brown	DET vs. TB, Sep. 15	11 REC, 0 TD
118	Ja'Marr Chase	CIN vs. WAS, Sep. 23	6 REC, 2 TD
117	Nico Collins	HOU at IND, Sep. 8	6 REC, 0 TD
117	Chris Godwin	TB at DET, Sep. 15	7 REC, 1 TD
117	Jaxon Smith-Njigba	SEA at NE, Sep. 15 (OT)	12 REC, 0 TD
115	Malik Nabers	NYG vs. DAL, Sep. 26	12 REC, 0 TD
113	George Pickens	PIT at IND, Sep. 29	7 REC, 0 TD
113	Michael Pittman	IND vs. PIT, Sep. 29	6 REC, 0 TD
112	Rome Odunze	CHI at IND, Sep. 22	6 REC, 1 TD
112	Terry McLaurin	WAS vs. CLE, Oct. 6	4 REC, 0 TD
111	Isaiah Likely	BAL at KC, Sep. 5	9 REC, 1 TD
111	Zay Flowers	BAL at CIN, Oct. 6 (OT)	7 REC, 0 TD
110	Cooper Kupp	LAR at DET, Sep. 8 (OT)	14 REC, 1 TD
110	Davante Adams	LV at BAL, Sep. 15	9 REC, 1 TD
110	Deebo Samuel Sr.	SF at MIN, Sep. 15	8 REC, 0 TD
110	Rashee Rice	KC at ATL, Sep. 22	12 REC, 1 TD
109	Jaylen Waddle	MIA vs. JAX, Sep. 8	5 REC, 0 TD
109	Hunter Henry	NE vs. SEA, Sep. 15 (OT)	8 REC, 0 TD
105	Darnell Mooney	ATL vs. TB, Oct. 3 (OT)	9 REC, 2 TD

# 2024 NATIONAL FOOTBALL LEAGUE

---

## 100-YARD RECEIVING GAMES

YARDS	PLAYER	GAME	DETAILS
105	DJ Moore	CHI vs. CAR, Oct. 6	5 REC, 2 TD
104	DK Metcalf	SEA vs. MIA, Sep. 22	4 REC, 1 TD
104	DK Metcalf	SEA at DET, Sep. 30	7 REC, 0 TD
103	Rashee Rice	KC vs. BAL, Sep. 5	7 REC, 0 TD
101	Garrett Wilson	NYJ at MIN, Oct. 6	13 REC, 1 TD
100	Terry McLaurin	WAS at CIN, Sep. 23	4 REC, 1 TD

# 2024 NATIONAL FOOTBALL LEAGUE

---

## 100-YARD RUSHING GAMES

YARDS	PLAYER	GAME	DETAILS
199	Derrick Henry	BAL vs. BUF, Sep. 29	24 ATT, 1 TD
159	Joe Mixon	HOU at IND, Sep. 8	30 ATT, 1 TD
151	Josh Jacobs	GB vs. IND, Sep. 15	32 ATT, 0 TD
151	Derrick Henry	BAL at DAL, Sep. 22	25 ATT, 2 TD
147	Jordan Mason	SF vs. NYJ, Sep. 9	28 ATT, 1 TD
147	Saquon Barkley	PHI at NO, Sep. 22	17 ATT, 2 TD
135	J.K. Dobbins	LAC vs. LV, Sep. 8	10 ATT, 1 TD
133	Brian Robinson	WAS vs. NYG, Sep. 15	17 ATT, 0 TD
131	J.K. Dobbins	LAC at CAR, Sep. 15	17 ATT, 1 TD
129	Tyrone Tracy Jr.	NYG at SEA, Oct. 6	18 ATT, 0 TD
123	Jordan Mason	SF vs. NE, Sep. 29	24 ATT, 1 TD
122	Lamar Jackson	BAL at KC, Sep. 5	16 ATT, 0 TD
122	James Conner	ARI vs. LAR, Sep. 15	21 ATT, 1 TD
120	Rhamondre Stevenson	NE at CIN, Sep. 8	25 ATT, 1 TD
115	Alvin Kamara	NO at DAL, Sep. 15	20 ATT, 3 TD
114	Chuba Hubbard	CAR at LV, Sep. 22	21 ATT, 0 TD
110	Jonathan Taylor	IND vs. CHI, Sep. 22	23 ATT, 2 TD
109	Saquon Barkley	PHI vs. GB, Sep. 6	24 ATT, 2 TD
105	David Montgomery	DET at ARI, Sep. 22	23 ATT, 1 TD
104	James Conner	ARI vs. WAS, Sep. 29	18 ATT, 1 TD
104	Chuba Hubbard	CAR vs. CIN, Sep. 29	18 ATT, 1 TD
103	Kenneth Walker III	SEA vs. DEN, Sep. 8	20 ATT, 1 TD
103	Jonathan Taylor	IND at GB, Sep. 15	12 ATT, 0 TD
102	Aaron Jones	MIN vs. HOU, Sep. 22	19 ATT, 0 TD
102	Kyren Williams	LAR vs. GB, Oct. 6	22 ATT, 1 TD
102	Kareem Hunt	KC vs. NO, Oct. 7	27 ATT, 1 TD
101	Brian Robinson	WAS at ARI, Sep. 29	21 ATT, 1 TD
101	Tank Bigsby	JAX vs. IND, Oct. 6	13 ATT, 2 TD
100	Jordan Mason	SF at MIN, Sep. 15	20 ATT, 1 TD

# 2024 NATIONAL FOOTBALL LEAGUE

## AFC LEADING PASSERS

RANK	PLAYER	TEAM	ATT	COMP	COMP%	YDS	YPA	TD	TD%	LONG	INT	INT%	RATING
1	Burrow	CIN	173	125	72.3%	1370	7.92	12	6.9%	70t	2	1.2%	113.6
2	L. Jackson	BAL	150	98	65.3%	1206	8.04	9	6.0%	56	1	0.7%	107.3
3	Allen	BUF	131	79	60.3%	945	7.21	8	6.1%	52	0	0.0%	102.8
4	Stroud	HOU	177	122	68.9%	1385	7.82	7	4.0%	67t	3	1.7%	98.2
5	Fields	PIT	136	92	67.6%	961	7.07	5	3.7%	55t	1	0.7%	97.1
6	Herbert	LAC	91	59	64.8%	578	6.35	5	5.5%	37	1	1.1%	96.3
7	Mahomes	KC	160	111	69.4%	1235	7.72	6	3.8%	54t	6	3.8%	88.9
8	Lawrence	JAX	156	93	59.6%	1100	7.05	6	3.8%	85t	2	1.3%	88.6
9	Minschew	LV	140	99	70.7%	1014	7.24	4	2.9%	57t	5	3.6%	85.8
10	Rodgers	NYJ	182	111	61.0%	1093	6.01	7	3.8%	36t	4	2.2%	81.6
11	D. Watson	CLE	176	106	60.2%	852	4.84	5	2.8%	30	3	1.7%	74.8
12	Brissett	NE	135	79	58.5%	696	5.16	2	1.5%	50	1	0.7%	74.2
13	Levis	TEN	98	67	68.4%	604	6.16	4	4.1%	40t	6	6.1%	72.8
14	*Nix	DEN	165	102	61.8%	866	5.25	3	1.8%	49	4	2.4%	71.4

# 2024 NATIONAL FOOTBALL LEAGUE

## AFC LEADING PASSERS, RANKS

PLAYER	TEAM	ATT	COMP	COMP%	YDS	YPA	TD	TD%	INT	INT%	RATING
Burrow	CIN	4	1	1	2	2	1	1	6t	6	1
L. Jackson	BAL	8	8	7	4	1	2	3	2t	2	2
Allen	BUF	12	11t	11	9	6	3	2	1	1	3
Stroud	HOU	2	2	4	1	3	4t	6	8t	8	4
Fields	PIT	10	10	6	8	7	8t	10	2t	3	5
Herbert	LAC	14	14	8	15	9	8t	4	2t	5	6
Mahomes	KC	6	3t	3	3	4	6t	9	13t	13	7
Lawrence	JAX	7	9	13	5	8	6t	7t	6t	7	8
Minshew	LV	9	7	2	7	5	12t	11	12	12	9
Rodgers	NYJ	1	3t	10	6	11	4t	7t	10t	10	10
D. Watson	CLE	3	5	12	11	14	8t	12	8t	9	11
Brissett	NE	11	11t	14	12	13	16t	14	2t	4	12
Levis	TEN	13	13	5	14	10	12t	5	13t	14	13
*Nix	DEN	5	6	9	10	12	14t	13	10t	11	14

# 2024 NATIONAL FOOTBALL LEAGUE

## AFC FOURTH-QUARTER PASSING LEADERS

RANK	PLAYER	TEAM	ATT	COMP	COMP%	YDS	YPA	TD	TD%	INT	INT%	RATING
1	Flacco	IND	15	10	66.7%	221	14.73	3	20.0%	0	0.0%	149.3
2	Mahomes	KC	22	16	72.7%	235	10.68	1	4.5%	0	0.0%	122.3
3	Fields	PIT	34	20	58.8%	246	7.24	3	8.8%	0	0.0%	110.7
4	Burrow	CIN	38	27	71.1%	352	9.26	3	7.9%	2	5.3%	104.3
5	L. Jackson	BAL	46	27	58.7%	326	7.09	3	6.5%	0	0.0%	102.3
6	Minshew	LV	42	30	71.4%	335	7.98	2	4.8%	2	4.8%	90.9
7	Stroud	HOU	45	32	71.1%	311	6.91	2	4.4%	2	4.4%	86.4
8	D. Watson	CLE	49	31	63.3%	251	5.12	2	4.1%	1	2.0%	81.3
9	Herbert	LAC	16	8	50.0%	60	3.75	1	6.3%	0	0.0%	80.2
10	Lawrence	JAX	38	20	52.6%	230	6.05	1	2.6%	0	0.0%	79.9
11	Thompson	MIA	13	8	61.5%	80	6.15	0	0.0%	0	0.0%	79.0
12	Mills	HOU	12	7	58.3%	79	6.58	0	0.0%	0	0.0%	78.1
13	Brissett	NE	35	19	54.3%	218	6.23	0	0.0%	0	0.0%	73.3
14	O'Connell	LV	30	18	60.0%	172	5.73	1	3.3%	1	3.3%	73.2
15	Rodgers	NYJ	50	29	58.0%	249	4.98	1	2.0%	1	2.0%	69.5
16	*Nix	DEN	40	26	65.0%	239	5.98	1	2.5%	2	5.0%	68.6
17	Richardson	IND	27	11	40.7%	219	8.11	2	7.4%	2	7.4%	63.7
18	Allen	BUF	21	6	28.6%	89	4.24	0	0.0%	0	0.0%	44.7
19	Levis	TEN	31	20	64.5%	136	4.39	0	0.0%	3	9.7%	34.5

# 2024 NATIONAL FOOTBALL LEAGUE

## AFC THIRD-DOWN PASSING LEADERS

RANK	PLAYER	TEAM	ATT	COMP	COMP%	YDS	YPA	TD	TD%	INT	INT%	RATING
1	Burrow	CIN	39	27	69.2%	345	8.85	5	12.8%	1	2.6%	125.5
2	Stroud	HOU	52	37	71.2%	501	9.63	2	3.8%	1	1.9%	106.3
3	Herbert	LAC	29	17	58.6%	142	4.90	3	10.3%	0	0.0%	105.8
4	Mahomes	KC	36	22	61.1%	256	7.11	2	5.6%	0	0.0%	101.2
5	Fields	PIT	40	24	60.0%	286	7.15	2	5.0%	0	0.0%	98.5
6	Allen	BUF	40	19	47.5%	285	7.13	3	7.5%	0	0.0%	96.4
7	L. Jackson	BAL	35	20	57.1%	244	6.97	1	2.9%	0	0.0%	88.3
8	Lawrence	JAX	40	17	42.5%	204	5.10	3	7.5%	0	0.0%	83.8
9	D. Watson	CLE	36	22	61.1%	192	5.33	0	0.0%	0	0.0%	75.2
10	Rodgers	NYJ	51	31	60.8%	406	7.96	2	3.9%	3	5.9%	74.5
11	*Nix	DEN	52	27	51.9%	250	4.81	2	3.8%	1	1.9%	70.2
12	Brissett	NE	46	24	52.2%	188	4.09	0	0.0%	1	2.2%	53.5
13	Minschew	LV	34	21	61.8%	192	5.65	0	0.0%	2	5.9%	52.6
14	Levis	TEN	19	11	57.9%	124	6.53	0	0.0%	2	10.5%	37.9



# 2024 NATIONAL FOOTBALL LEAGUE

## AFC LEADING RUSHERS

RANK	PLAYER	TEAM	ATT	YDS	AVG	LONG	TD
1	Henry	BAL	95	572	6.0	87t	6
2	L. Jackson (QB)	BAL	53	363	6.8	25	2
3	Stevenson	NE	77	356	4.6	33t	3
4	Taylor	IND	72	349	4.8	29t	4
5	Dobbins	LAC	56	342	6.1	61	2
6	Cook	BUF	70	309	4.4	49t	4
7	Bigsby	JAX	34	273	8.0	65t	2
8	Harris	PIT	82	270	3.3	21	0
9	J. Ford	CLE	48	250	5.2	36	1
10	Pollard	TEN	61	246	4.0	41	2
11	Etienne	JAX	53	231	4.4	22	2
12	C. Brown	CIN	41	230	5.6	20	2
13	Moss	CIN	57	211	3.7	16	2
14	Gibson	NE	35	207	5.9	45	0
15	Hall	NYJ	65	197	3.0	30	2
16	Williams	DEN	53	190	3.6	17	0
17	Mixon	HOU	39	184	4.7	16	1
18	Achane	MIA	56	183	3.3	17	1
19	Fields (QB)	PIT	44	172	3.9	16	3
20	Hunt	KC	41	171	4.2	10	1
21	Allen (QB)	BUF	26	160	6.2	19	2
22	White	LV	49	152	3.1	17	0
23	Akers	HOU	38	148	3.9	15t	1
24	*Allen	NYJ	32	143	4.5	20t	1
25	Richardson (QB)	IND	21	141	6.7	21	1
26	*Wright	MIA	29	139	4.8	20	0
27	Pacheco	KC	34	135	4.0	11	1
28	D. Watson (QB)	CLE	25	131	5.2	16	1
29	Mattison	LV	32	125	3.9	24	2
30	*Nix (QB)	DEN	31	119	3.8	23	3
31	*Steele	KC	33	117	3.5	9	0
32	Edwards	LAC	38	113	3.0	10	0
33	McLaughlin	DEN	33	108	3.3	15	1
34t	Foreman	CLE	29	93	3.2	25	0
34t	Hill	BAL	19	93	4.9	17	0
36	Patterson	PIT	16	92	5.8	14	0
37	Levis (QB)	TEN	13	91	7.0	21	0
38	Mostert	MIA	25	89	3.6	18	0
39	Spears	TEN	27	87	3.2	11	1
40	Badie	DEN	11	86	7.8	43	0
41	Mahomes (QB)	KC	23	83	3.6	15	0
42	*Davis	BUF	26	75	2.9	13	1
43	Stroud (QB)	HOU	14	68	4.9	13	0
44	Lawrence (QB)	JAX	10	65	6.5	33	0
45	Sermon	IND	19	62	3.3	17	2
46	Warren	PIT	14	54	3.9	11	0
47	Brissett (QB)	NE	12	51	4.3	16	0
48	Huntley (QB)	BAL-MIA	11	47	4.3	20	1
49	Rodgers (QB)	NYJ	11	44	4.0	14	0
50	Abdullah	LV	7	43	6.1	40	1

# 2024 NATIONAL FOOTBALL LEAGUE

---

## AFC THIRD-AND-ONE RUSHING LEADERS

RANK	PLAYER	TEAM	ATT	FD	PCT
1t	Levis (QB)	TEN	4	4	100.0%
1t	*Allen	NYJ	3	3	100.0%
1t	Burrow (QB)	CIN	3	3	100.0%
1t	Fields (QB)	PIT	3	3	100.0%
1t	Hill	BAL	3	3	100.0%
1t	Achane	MIA	2	2	100.0%
1t	Herbert (QB)	LAC	1	1	100.0%
1t	Spears	TEN	1	1	100.0%
9	Henry	BAL	6	5	83.3%
10t	Dobbins	LAC	4	3	75.0%
10t	Moss	CIN	4	3	75.0%
12t	Hall	NYJ	6	4	66.7%
12t	*Steele	KC	3	2	66.7%
14t	Ingold	MIA	5	3	60.0%
14t	Taylor	IND	5	3	60.0%
16	Edwards	LAC	2	1	50.0%

# 2024 NATIONAL FOOTBALL LEAGUE

## AFC LEADERS IN RECEPTIONS

RANK	PLAYER	TEAM	REC	YDS	AVG	LONG	TD
1	Wilson	NYJ	33	292	8.8	26	2
2	Collins	HOU	32	567	17.7	67t	3
3	Diggs	HOU	31	315	10.2	28	2
4	Chase	CIN	29	493	17.0	70t	5
5	*Bowers (TE)	LV	28	313	11.2	57t	1
6	Meyers	LV	25	273	10.9	33	1
7t	Rice	KC	24	288	12.0	44t	2
7t	Flowers	BAL	24	269	11.2	26	1
7t	Kelce (TE)	KC	24	228	9.5	38	0
10t	Pickens	PIT	23	310	13.5	40	0
10t	T. Hill	MIA	23	286	12.4	80t	1
12t	*B. Thomas	JAX	22	397	18.0	85t	3
12t	Pittman	IND	22	238	10.8	32	1
14t	Waddle	MIA	21	258	12.3	63	0
14t	Kirk	JAX	21	257	12.2	61	1
14t	Achane (RB)	MIA	21	186	8.9	39	1
14t	Hall (RB)	NYJ	21	148	7.0	26t	1
18t	Lazard	NYJ	20	240	12.0	36t	4
18t	Cooper	CLE	20	208	10.4	24t	2
18t	Freiermuth (TE)	PIT	20	178	8.9	29	2
18t	Downs	IND	20	173	8.7	25	1
18t	J. Ford (RB)	CLE	20	87	4.3	24	0
23	Jeudy	CLE	19	213	11.2	30	1
24t	Shakir	BUF	18	230	12.8	52	2
24t	Adams	LV	18	209	11.6	30	1
24t	Tucker	LV	18	190	10.6	54	1
24t	Higgins	CIN	18	182	10.1	17	2
24t	Douglas	NE	18	153	8.5	22	0
29t	Sutton	DEN	17	224	13.2	29	1
29t	Conklin (TE)	NYJ	17	181	10.6	25	0
29t	Gesicki (TE)	CIN	17	178	10.5	37	0
29t	Hill (RB)	BAL	17	169	9.9	19t	1
29t	Williams (RB)	DEN	17	130	7.6	26	0
34t	Henry (TE)	NE	16	180	11.3	35	0
34t	Likely (TE)	BAL	16	180	11.3	49t	3
34t	Etienne (RB)	JAX	16	91	5.7	14	0
37t	*McConkey	LAC	15	176	11.7	37	2
37t	Kincaid (TE)	BUF	15	166	11.1	28	1
37t	Ogunbowale (RB)	HOU	15	155	10.3	31	1
37t	Moss (RB)	CIN	15	124	8.3	21	1
37t	Moore	CLE	15	92	6.1	22	0
42t	J. Smith (TE)	MIA	14	140	10.0	17	0
42t	Schultz (TE)	HOU	14	116	8.3	23	0
42t	*All (TE)	CIN	14	92	6.6	19	0
45t	Pierce	IND	13	368	28.3	65t	3
45t	Bateman	BAL	13	202	15.5	38	2
45t	Dell	HOU	13	137	10.5	23	0
45t	Pollard (RB)	TEN	13	87	6.7	22	0
45t	Stevenson (RB)	NE	13	37	2.8	8	0
50t	Reynolds	DEN	12	183	15.3	49	1
50t	*Worthy	KC	12	179	14.9	54t	2
50t	Davis	JAX	12	159	13.3	22	0
50t	Iosivas	CIN	12	153	12.8	39	3
50t	Humphrey	DEN	12	135	11.3	27	0
50t	Strange (TE)	JAX	12	120	10.0	30	2

# 2024 NATIONAL FOOTBALL LEAGUE

---

## AFC LEADERS IN RECEPTIONS

RANK	PLAYER	TEAM	REC	YDS	AVG	LONG	TD
50t	Harris (RB)	PIT	12	119	9.9	32	0
50t	Akins (TE)	CLE	12	98	8.2	13	1
50t	Spears (RB)	TEN	12	76	6.3	29	0

# 2024 NATIONAL FOOTBALL LEAGUE

## AFC RECEIVING YARDAGE LEADERS

RANK	PLAYER	TEAM	YDS	REC	AVG	LONG	TD
1	Collins	HOU	567	32	17.7	67t	3
2	Chase	CIN	493	29	17.0	70t	5
3	*B. Thomas	JAX	397	22	18.0	85t	3
4	Pierce	IND	368	13	28.3	65t	3
5	Diggs	HOU	315	31	10.2	28	2
6	*Bowers (TE)	LV	313	28	11.2	57t	1
7	Pickens	PIT	310	23	13.5	40	0
8	Wilson	NYJ	292	33	8.8	26	2
9	Rice	KC	288	24	12.0	44t	2
10	T. Hill	MIA	286	23	12.4	80t	1
11	Meyers	LV	273	25	10.9	33	1
12	Flowers	BAL	269	24	11.2	26	1
13	Waddle	MIA	258	21	12.3	63	0
14	Kirk	JAX	257	21	12.2	61	1
15	Lazard	NYJ	240	20	12.0	36t	4
16	Pittman	IND	238	22	10.8	32	1
17	Shakir	BUF	230	18	12.8	52	2
18	Kelce (TE)	KC	228	24	9.5	38	0
19	Sutton	DEN	224	17	13.2	29	1
20	Jeudy	CLE	213	19	11.2	30	1
21	Adams	LV	209	18	11.6	30	1
22	Cooper	CLE	208	20	10.4	24t	2
23	Bateman	BAL	202	13	15.5	38	2
24	Tucker	LV	190	18	10.6	54	1
25	Achane (RB)	MIA	186	21	8.9	39	1
26	Reynolds	DEN	183	12	15.3	49	1
27	Higgins	CIN	182	18	10.1	17	2
28	Conklin (TE)	NYJ	181	17	10.6	25	0
29t	Henry (TE)	NE	180	16	11.3	35	0
29t	Likely (TE)	BAL	180	16	11.3	49t	3
31	*Worthy	KC	179	12	14.9	54t	2
32t	Freiermuth (TE)	PIT	178	20	8.9	29	2
32t	Gesicki (TE)	CIN	178	17	10.5	37	0
34	*McConkey	LAC	176	15	11.7	37	2
35	*Coleman	BUF	175	9	19.4	49t	2
36	Downs	IND	173	20	8.7	25	1
37	Hill (RB)	BAL	169	17	9.9	19t	1
38	Kincaid (TE)	BUF	166	15	11.1	28	1
39	Davis	JAX	159	12	13.3	22	0
40	Ogunbowale (RB)	HOU	155	15	10.3	31	1
41t	Douglas	NE	153	18	8.5	22	0
41t	Iosivas	CIN	153	12	12.8	39	3
43	Hall (RB)	NYJ	148	21	7.0	26t	1
44	Smith-Schuster	KC	147	9	16.3	50	1
45	M. Williams	NYJ	145	10	14.5	22	0
46	Johnston	LAC	142	11	12.9	29t	3
47	Ridley	TEN	141	9	15.7	40t	1
48	J. Smith (TE)	MIA	140	14	10.0	17	0
49	Dell	HOU	137	13	10.5	23	0
50	Humphrey	DEN	135	12	11.3	27	0

# 2024 NATIONAL FOOTBALL LEAGUE

## AFC THIRD-DOWN RECEIVING LEADERS

RANK	PLAYER	TEAM	REC	YDS	AVG	LONG	TD
1	Collins	HOU	11	170	15.5	34	1
2t	Pickens	PIT	10	127	12.7	37	0
2t	Diggs	HOU	10	106	10.6	21	1
4	Wilson	NYJ	9	103	11.4	26	0
5t	Ogunbowale (RB)	HOU	8	115	14.4	31	0
5t	Tucker	LV	8	67	8.4	14	0
7t	Kelce (TE)	KC	7	101	14.4	38	0
7t	Higgins	CIN	7	82	11.7	17	2
7t	Hill (RB)	BAL	7	78	11.1	18	0
7t	Downs	IND	7	74	10.6	25	1
7t	Henry (TE)	NE	7	66	9.4	17	0
7t	Douglas	NE	7	52	7.4	19	0
13t	Shakir	BUF	6	133	22.2	52	1
13t	Chase	CIN	6	113	18.8	63t	1
13t	Lazard	NYJ	6	102	17.0	36t	2
13t	Waddle	MIA	6	78	13.0	21	0
13t	Johnston	LAC	6	70	11.7	29t	2
13t	Moore	CLE	6	59	9.8	22	0
19t	Sutton	DEN	5	104	20.8	29	1
19t	Conklin (TE)	NYJ	5	94	18.8	25	0
19t	Kirk	JAX	5	67	13.4	30	1
19t	Schultz (TE)	HOU	5	59	11.8	18	0
19t	Meyers	LV	5	58	11.6	21	0
19t	Strange (TE)	JAX	5	51	10.2	26	1
19t	Freiermuth (TE)	PIT	5	50	10.0	15	1
19t	Gesicki (TE)	CIN	5	42	8.4	12	0
19t	Cooper	CLE	5	40	8.0	13	0
19t	Williams (RB)	DEN	5	39	7.8	14	0
29t	Flowers	BAL	4	73	18.3	26	0
29t	M. Williams	NYJ	4	69	17.3	22	0
29t	Ridley	TEN	4	58	14.5	22	0
29t	*Bowers (TE)	LV	4	55	13.8	27	0
29t	*B. Thomas	JAX	4	53	13.3	19	1
29t	*McConkey	LAC	4	47	11.8	18	1
29t	Rice	KC	4	45	11.3	16	1
29t	T. Hill	MIA	4	36	9.0	10	0
29t	Palmer	LAC	4	25	6.3	11	0
29t	Mattison (RB)	LV	4	24	6.0	11	0
29t	Pittman	IND	4	24	6.0	12	0
29t	Hall (RB)	NYJ	4	23	5.8	9	0
29t	Stevenson (RB)	NE	4	14	3.5	7	0
42t	Pierce	IND	3	112	37.3	57	0
42t	Achane (RB)	MIA	3	60	20.0	39	0
42t	Iosivas	CIN	3	55	18.3	39	1
42t	Austin	PIT	3	48	16.0	25	0
42t	Dell	HOU	3	47	15.7	19	0
42t	Kincaid (TE)	BUF	3	40	13.3	28	1
42t	Ju. Watson	KC	3	40	13.3	17	0
42t	Bateman	BAL	3	38	12.7	16t	1
42t	Hollins	BUF	3	38	12.7	21	1
42t	Cook (RB)	BUF	3	37	12.3	25	0
42t	Adams	LV	3	33	11.0	18	0
42t	Andrews (TE)	BAL	3	27	9.0	12	0
42t	Moss (RB)	CIN	3	27	9.0	21	1
42t	Gibson (RB)	NE	3	25	8.3	11	0

# 2024 NATIONAL FOOTBALL LEAGUE

---

## AFC THIRD-DOWN RECEIVING LEADERS

RANK	PLAYER	TEAM	REC	YDS	AVG	LONG	TD
42t	J. Smith (TE)	MIA	3	25	8.3	13	0
42t	*Franklin	DEN	3	21	7.0	20	0
42t	Dulcich (TE)	DEN	3	19	6.3	7	0
42t	J. Ford (RB)	CLE	3	19	6.3	8	0
42t	McLaughlin (RB)	DEN	3	6	2.0	4t	1
42t	Spears (RB)	TEN	3	-1	(0.3)	2	0

# 2024 NATIONAL FOOTBALL LEAGUE

## AFC LEADING SCORERS (NON-KICKING)

RANK	PLAYER	TEAM	POS	TOUCHDOWNS				X2	PTS
				TOTAL	RUSH	REC	RET		
1	Henry	BAL	RB	7	6	1	0	0	42
2t	Chase	CIN	WR	5	0	5	0	0	30
2t	Cook	BUF	RB	5	4	1	0	0	30
4t	Lazard	NYJ	WR	4	0	4	0	0	24
4t	Taylor	IND	RB	4	4	0	0	0	24
4t	*Worthy	KC	WR	4	2	2	0	0	24
7t	C. Brown	CIN	RB	3	2	1	0	1	20
7t	Mattison	LV	RB	3	2	1	0	1	20
9t	Collins	HOU	WR	3	0	3	0	0	18
9t	Diggs	HOU	WR	3	1	2	0	0	18
9t	Fields	PIT	QB	3	3	0	0	0	18
9t	Hall	NYJ	RB	3	2	1	0	0	18
9t	Iosivas	CIN	WR	3	0	3	0	0	18
9t	Johnston	LAC	WR	3	0	3	0	0	18
9t	Likely	BAL	TE	3	0	3	0	0	18
9t	Moss	CIN	RB	3	2	1	0	0	18
9t	*Nix	DEN	QB	3	3	0	0	0	18
9t	Pierce	IND	WR	3	0	3	0	0	18
9t	Stevenson	NE	RB	3	3	0	0	0	18
9t	*B. Thomas	JAX	WR	3	0	3	0	0	18
21	Ridley	TEN	WR	2	1	1	0	0	14
22t	Achane	MIA	RB	2	1	1	0	0	12
22t	Akers	HOU	RB	2	1	1	0	0	12
22t	*Allen	NYJ	RB	2	1	1	0	0	12
22t	Allen	BUF	QB	2	2	0	0	0	12
22t	Bateman	BAL	WR	2	0	2	0	0	12
22t	Bigsby	JAX	RB	2	2	0	0	0	12
22t	*Coleman	BUF	WR	2	0	2	0	0	12
22t	Cooper	CLE	WR	2	0	2	0	0	12
22t	Dobbins	LAC	RB	2	2	0	0	0	12
22t	Etienne	JAX	RB	2	2	0	0	0	12
22t	Freiermuth	PIT	TE	2	0	2	0	0	12
22t	Higgins	CIN	WR	2	0	2	0	0	12
22t	L. Jackson	BAL	QB	2	2	0	0	0	12
22t	Ty Johnson	BUF	RB	2	1	1	0	0	12
22t	*McConkey	LAC	WR	2	0	2	0	0	12
22t	McLaughlin	DEN	RB	2	1	1	0	0	12
22t	Pollard	TEN	RB	2	2	0	0	0	12
22t	Rice	KC	WR	2	0	2	0	0	12
22t	Sermon	IND	RB	2	2	0	0	0	12
22t	Shakir	BUF	WR	2	0	2	0	0	12
22t	Strange	JAX	TE	2	0	2	0	0	12
22t	Tucker	LV	WR	2	1	1	0	0	12
22t	Wilson	NYJ	WR	2	0	2	0	0	12
45t	Judy	CLE	WR	1	0	1	0	1	8
45t	Meyers	LV	WR	1	0	1	0	1	8



# 2024 NATIONAL FOOTBALL LEAGUE

## AFC LEADING SCORERS (NON-KICKING)

RANK	PLAYER	TEAM	POS	TOUCHDOWNS				X2	PTS
				TOTAL	RUSH	REC	RET		
47t	Abdullah	LV	RB	1	1	0	0	0	6
47t	Adams	LV	WR	1	0	1	0	0	6
47t	Akins	CLE	TE	1	0	1	0	0	6
47t	Alie-Cox	IND	TE	1	0	1	0	0	6
47t	Austin	PIT	WR	1	0	1	0	0	6
47t	*Bowers	LV	TE	1	0	1	0	0	6
47t	Conner	KC	DB	1	0	0	1	0	6
47t	*Davis	BUF	RB	1	1	0	0	0	6
47t	Downs	IND	WR	1	0	1	0	0	6
47t	Dulin	IND	WR	1	0	1	0	0	6
47t	Flowers	BAL	WR	1	0	1	0	0	6
47t	J. Ford	CLE	RB	1	1	0	0	0	6
47t	Co. Heyward	PIT	TE	1	0	1	0	0	6
47t	Hill	BAL	RB	1	0	1	0	0	6
47t	T. Hill	MIA	WR	1	0	1	0	0	6
47t	Hollins	BUF	WR	1	0	1	0	0	6
47t	Hooper	NE	TE	1	0	1	0	0	6
47t	Hopkins	TEN	WR	1	0	1	0	0	6
47t	Hunt	KC	RB	1	1	0	0	0	6
47t	Huntley	BAL-MIA	QB	1	1	0	0	0	6
47t	Ingold	MIA	FB	1	1	0	0	0	6
47t	Ingram	BUF	DB	1	0	0	1	0	6
47t	Kincaid	BUF	TE	1	0	1	0	0	6
47t	Kirk	JAX	WR	1	0	1	0	0	6
47t	Kolar	BAL	TE	1	0	1	0	0	6
47t	McLeod	CLE	FS	1	0	0	1	0	6
47t	Mixon	HOU	RB	1	1	0	0	0	6
47t	Morris	KC	OT	1	0	1	0	0	6
47t	Ogletree	IND	TE	1	0	1	0	0	6
47t	Ogunbowale	HOU	RB	1	0	1	0	0	6
47t	Okonkwo	TEN	TE	1	0	1	0	0	6
47t	Pacheco	KC	RB	1	1	0	0	0	6
47t	Perine	KC	RB	1	1	0	0	0	6
47t	Pittman	IND	WR	1	0	1	0	0	6
47t	*Polk	NE	WR	1	0	1	0	0	6
47t	Reynolds	DEN	WR	1	0	1	0	0	6
47t	Ricard	BAL	FB	1	0	0	1	0	6
47t	Richardson	IND	QB	1	1	0	0	0	6
47t	Smith-Schuster	KC	WR	1	0	1	0	0	6
47t	Spears	TEN	RB	1	1	0	0	0	6
47t	Surtain	DEN	CB	1	0	0	1	0	6
47t	Sutton	DEN	WR	1	0	1	0	0	6
47t	Turner	LV	WR	1	1	0	0	0	6
47t	Vannett	TEN	TE	1	0	1	0	0	6
47t	Washington	PIT	TE	1	0	1	0	0	6
47t	D. Watson	CLE	QB	1	1	0	0	0	6

# 2024 NATIONAL FOOTBALL LEAGUE

---

## AFC LEADING SCORERS (NON-KICKING)

RANK	PLAYER	TEAM	POS	TOUCHDOWNS				X2	PTS
				TOTAL	RUSH	REC	RET		
47t	Whiteheart	CLE	TE	1	0	1	0	0	6

# 2024 NATIONAL FOOTBALL LEAGUE

---

## AFC LEADING SCORERS (KICKING)

RANK	PLAYER	TEAM	PAT	FG	FG%	LONG	PTS
1	Butker	KC	10/11	12/14	85.7%	53	46
2t	Boswell	PIT	8/8	12/13	92.3%	57	44
2t	Lutz	DEN	8/8	12/13	92.3%	51	44
4	Fairbairn	HOU	9/9	11/12	91.7%	59	42
5t	Bass	BUF	16/17	8/10	80.0%	50	40
5t	McPherson	CIN	13/14	9/11	81.8%	56	40
7	Tucker	BAL	18/18	7/10	70.0%	56	39
8	*C. Little	JAX	10/10	9/10	90.0%	53	37
9t	Carlson	LV	8/8	8/10	80.0%	53	32
9t	Slye	NE	5/5	9/11	81.8%	63	32
11	Sanders	MIA	3/3	9/12	75.0%	56	30
12	Folk	TEN	8/8	7/7	100.0%	53	29
13t	Hopkins	CLE	6/7	7/8	87.5%	56	27
13t	Zuerlein	NYJ	9/9	6/8	75.0%	40	27
15t	Dicker	LAC	5/6	7/8	87.5%	53	26
15t	Gay	IND	11/11	5/7	71.4%	37	26
17	*Shrader	IND	3/3	0/0	---	---	3

# 2024 NATIONAL FOOTBALL LEAGUE

---

## AFC TOUCHBACKS ON KICKOFFS

RANK	PLAYER	TEAM	TB
1	McPherson	CIN	25
2	Bass	BUF	24
3	Tucker	BAL	23
4	Butker	KC	21
5	C. Little	JAX	20
6t	Gay	IND	18
6t	Zuerlein	NYJ	18
8	Boswell	PIT	17
9	Lutz	DEN	14
10t	Dicker	LAC	13
10t	Folk	TEN	13
10t	Slye	NE	13
13t	Fairbairn	HOU	12
13t	Hopkins	CLE	12
15t	Carlson	LV	10
15t	Sanders	MIA	10
17	Shrader	IND	5

# 2024 NATIONAL FOOTBALL LEAGUE

## AFC MOST YARDS FROM SCRIMMAGE

RANK	PLAYER	TEAM	POS	TOTAL			RUSHING			RECEIVING		
				YDS	PLAYS	AVG	YDS	ATT	AVG	YDS	ATT	AVG
1	Henry	BAL	RB	621	101	6.1	572	95	6.0	49	6	8.2
2	Collins	HOU	WR	567	32	17.7	0	0	---	567	32	17.7
3	Chase	CIN	WR	493	29	17.0	0	0	---	493	29	17.0
4	Cook	BUF	RB	432	81	5.3	309	70	4.4	123	11	11.2
5	Taylor	IND	RB	426	78	5.5	349	72	4.8	77	6	12.8
6	*B. Thomas	JAX	WR	410	23	17.8	13	1	13.0	397	22	18.0
7	Stevenson	NE	RB	393	90	4.4	356	77	4.6	37	13	2.8
8	Harris	PIT	RB	389	94	4.1	270	82	3.3	119	12	9.9
9	Dobbins	LAC	RB	386	66	5.8	342	56	6.1	44	10	4.4
10	Achane	MIA	RB	369	77	4.8	183	56	3.3	186	21	8.9
11	Pierce	IND	WR	368	13	28.3	0	0	---	368	13	28.3
12	L. Jackson	BAL	QB	363	53	6.8	363	53	6.8	0	0	---
13	Hall	NYJ	RB	345	86	4.0	197	65	3.0	148	21	7.0
14	J. Ford	CLE	RB	337	68	5.0	250	48	5.2	87	20	4.4
15	Moss	CIN	RB	335	72	4.7	211	57	3.7	124	15	8.3
16	Pollard	TEN	RB	333	74	4.5	246	61	4.0	87	13	6.7
17	Diggs	HOU	WR	327	33	9.9	12	2	6.0	315	31	10.2
18	*Bowers	LV	TE	325	29	11.2	12	1	12.0	313	28	11.2
19	Etienne	JAX	RB	322	69	4.7	231	53	4.4	91	16	5.7
20	Williams	DEN	RB	320	70	4.6	190	53	3.6	130	17	7.6
21	T. Hill	MIA	WR	317	27	11.7	31	4	7.8	286	23	12.4
22	Bigsby	JAX	RB	301	35	8.6	273	34	8.0	28	1	28.0
23	Pickens	PIT	WR	300	24	12.5	-10	1	-10.0	310	23	13.5
24	Wilson	NYJ	WR	297	34	8.7	5	1	5.0	292	33	8.8
25	Flowers	BAL	WR	295	28	10.5	26	4	6.5	269	24	11.2
26	Gibson	NE	RB	293	43	6.8	207	35	5.9	86	8	10.8
27	Rice	KC	WR	289	25	11.6	1	1	1.0	288	24	12.0
28	Meyers	LV	WR	276	26	10.6	3	1	3.0	273	25	10.9
29	C. Brown	CIN	RB	269	51	5.3	230	41	5.6	39	10	3.9
30	Waddle	MIA	WR	265	23	11.5	7	2	3.5	258	21	12.3
31	Hill	BAL	RB	262	36	7.3	93	19	4.9	169	17	9.9
32	Kirk	JAX	WR	257	21	12.2	0	0	---	257	21	12.2
33	Lazard	NYJ	WR	240	20	12.0	0	0	---	240	20	12.0
34	Pittman	IND	WR	238	22	10.8	0	0	---	238	22	10.8
35	Shakir	BUF	WR	232	19	12.2	2	1	2.0	230	18	12.8
36	Kelce	KC	TE	229	25	9.2	1	1	1.0	228	24	9.5
37t	Mattison	LV	RB	228	41	5.6	125	32	3.9	103	9	11.4
37t	Mixon	HOU	RB	228	45	5.1	184	39	4.7	44	6	7.3
39	Sutton	DEN	WR	224	17	13.2	0	0	---	224	17	13.2
40	*Worthy	KC	WR	221	18	12.3	42	6	7.0	179	12	14.9
41	*Allen	NYJ	RB	215	40	5.4	143	32	4.5	72	8	9.0
42	Jeady	CLE	WR	213	19	11.2	0	0	---	213	19	11.2
43	Adams	LV	WR	209	18	11.6	0	0	---	209	18	11.6
44	Cooper	CLE	WR	208	20	10.4	0	0	---	208	20	10.4
45t	Bateman	BAL	WR	202	13	15.5	0	0	---	202	13	15.5
45t	Hunt	KC	RB	202	44	4.6	171	41	4.2	31	3	10.3
47	Tucker	LV	WR	201	21	9.6	11	3	3.7	190	18	10.6
48	Ogunbowale	HOU	RB	195	34	5.7	40	19	2.1	155	15	10.3
49	Pacheco	KC	RB	189	41	4.6	135	34	4.0	54	7	7.7
50	Reynolds	DEN	WR	183	12	15.3	0	0	---	183	12	15.3

# 2024 NATIONAL FOOTBALL LEAGUE

## AFC LEADERS IN FIRST DOWNS

RANK	PLAYER	TEAM	POS	TOTAL	RUSH	REC
1	Henry	BAL	RB	32	29	3
2	Collins	HOU	WR	27	0	27
3	Taylor	IND	RB	24	20	4
4	Cook	BUF	RB	22	16	6
5t	Chase	CIN	WR	20	0	20
5t	Diggs	HOU	WR	20	1	19
5t	Etienne	JAX	RB	20	14	6
5t	Moss	CIN	RB	20	13	7
9	Wilson	NYJ	WR	19	1	18
10t	J. Ford	CLE	RB	18	16	2
10t	Harris	PIT	RB	18	14	4
12t	L. Jackson	BAL	QB	17	17	0
12t	Stevenson	NE	RB	17	15	2
12t	*B. Thomas	JAX	WR	17	1	16
15t	Achane	MIA	RB	16	8	8
15t	*Bowers	LV	TE	16	1	15
15t	Dobbins	LAC	RB	16	14	2
15t	Hill	BAL	RB	16	8	8
15t	Rice	KC	WR	16	1	15
20t	Hall	NYJ	RB	15	11	4
20t	Lazard	NYJ	WR	15	0	15
20t	Meyers	LV	WR	15	0	15
20t	Pollard	TEN	RB	15	12	3
20t	Williams	DEN	RB	15	12	3
25t	Allen	BUF	QB	14	14	0
25t	C. Brown	CIN	RB	14	12	2
25t	T. Hill	MIA	WR	14	2	12
28t	Fields	PIT	QB	13	13	0
28t	Flowers	BAL	WR	13	0	13
28t	Higgins	CIN	WR	13	0	13
28t	*Nix	DEN	QB	13	13	0
28t	Pickens	PIT	WR	13	0	13
28t	Sutton	DEN	WR	13	0	13
34t	*Allen	NYJ	RB	12	8	4
34t	Gibson	NE	RB	12	9	3
34t	Kirk	JAX	WR	12	0	12
34t	Mattison	LV	RB	12	6	6
34t	Mixon	HOU	RB	12	10	2
34t	*Steele	KC	RB	12	12	0
40t	Downs	IND	WR	11	0	11
40t	Henry	NE	TE	11	0	11
40t	Jeady	CLE	WR	11	0	11
40t	Shakir	BUF	WR	11	0	11
40t	Waddle	MIA	WR	11	0	11
45t	Adams	LV	WR	10	0	10
45t	Bateman	BAL	WR	10	0	10
45t	Cooper	CLE	WR	10	0	10
45t	Freiermuth	PIT	TE	10	0	10
45t	Iosivas	CIN	WR	10	0	10
45t	Kelce	KC	TE	10	0	10
45t	Likely	BAL	TE	10	0	10
45t	*McConkey	LAC	WR	10	0	10
45t	Pierce	IND	WR	10	0	10
45t	Pittman	IND	WR	10	0	10
45t	Richardson	IND	QB	10	10	0

# 2024 NATIONAL FOOTBALL LEAGUE

---

## AFC LEADERS IN FIRST DOWNS

RANK	PLAYER	TEAM	POS	TOTAL	RUSH	REC
45t	Spears	TEN	RB	10	7	3
45t	*Worthy	KC	WR	10	2	8

# 2024 NATIONAL FOOTBALL LEAGUE

## AFC PUNTING YARDS LEADERS

RANK	PLAYER	TEAM	POS	PUNTS	YARDS	LONG	AVG	TB	BLK	DWN	OB	RETURNS		IN20	NET AVG
												TOT	YDS		
1	*Rehkw	CIN	P	14	779	80	55.6	2	0	1	1	7	50	7	49.2
2	Cole	LV	P	22	1153	67	52.4	1	0	2	4	9	141	10	45.1
3	Bojorquez	CLE	P	30	1558	84	51.9	3	0	6	4	12	180	14	43.9
4	Cooke	JAX	P	18	931	67	51.7	0	0	0	2	12	109	6	45.7
5	Baringer	NE	P	26	1343	69	51.7	4	0	1	1	14	115	14	44.2
6	Araiza	KC	P	13	657	63	50.5	2	0	3	0	5	34	8	44.8
7	Stonehouse	TEN	P	18	890	64	49.4	1	2	2	0	11	141	5	36.5
8	Sanchez	IND	P	19	938	65	49.4	1	0	1	1	7	102	14	42.9
9	Scott	LAC	P	23	1129	63	49.1	3	0	1	3	8	76	7	43.2
10	Martin	BUF	P	20	973	65	48.7	2	0	2	1	9	106	11	41.4
11	Morstead	NYJ	P	25	1195	60	47.8	2	0	2	1	13	75	10	43.2
12	Waitman	PIT	P	19	905	58	47.6	4	0	1	2	5	30	7	41.8
13	Bailey	MIA	P	18	849	57	47.2	1	1	2	4	7	77	8	39.6
14	Dixon	DEN	P	30	1398	65	46.6	2	0	4	3	11	58	14	43.3
15	Stout	BAL	P	17	764	67	44.9	1	0	1	3	6	35	9	41.7
16	Townsend	HOU	P	22	984	61	44.7	1	1	6	3	5	18	10	41.1



# 2024 NATIONAL FOOTBALL LEAGUE

## AFC NET PUNTING YARDS LEADERS

RANK	PLAYER	TEAM	POS	PUNTS	YARDS	LONG	AVG	TB	BLK	DWN	OB	RETURNS		IN20	NET AVG
												TOT	YDS		
1	*Rehkw	CIN	P	14	779	80	55.6	2	0	1	1	7	50	7	49.2
2	Cooke	JAX	P	18	931	67	51.7	0	0	0	2	12	109	6	45.7
3	Cole	LV	P	22	1153	67	52.4	1	0	2	4	9	141	10	45.1
4	Araiza	KC	P	13	657	63	50.5	2	0	3	0	5	34	8	44.8
5	Baringer	NE	P	26	1343	69	51.7	4	0	1	1	14	115	14	44.2
6	Bojorquez	CLE	P	30	1558	84	51.9	3	0	6	4	12	180	14	43.9
7	Dixon	DEN	P	30	1398	65	46.6	2	0	4	3	11	58	14	43.3
8	Morstead	NYJ	P	25	1195	60	47.8	2	0	2	1	13	75	10	43.2
9	Scott	LAC	P	23	1129	63	49.1	3	0	1	3	8	76	7	43.2
10	Sanchez	IND	P	19	938	65	49.4	1	0	1	1	7	102	14	42.9
11	Waitman	PIT	P	19	905	58	47.6	4	0	1	2	5	30	7	41.8
12	Stout	BAL	P	17	764	67	44.9	1	0	1	3	6	35	9	41.7
13	Martin	BUF	P	20	973	65	48.7	2	0	2	1	9	106	11	41.4
14	Townsend	HOU	P	22	984	61	44.7	1	1	6	3	5	18	10	41.1
15	Bailey	MIA	P	18	849	57	47.2	1	1	2	4	7	77	8	39.6
16	Stonehouse	TEN	P	18	890	64	49.4	1	2	2	0	11	141	5	36.5

# 2024 NATIONAL FOOTBALL LEAGUE

---

## AFC PUNT RETURN LEADERS

RANK	PLAYER	TEAM	POS	RET	FC	YDS	AVG	LONG	TD
1	Mims	DEN	WR	12	6	153	12.8	38	0
2	Woods	HOU	WR	6	3	75	12.5	36	0
3t	Duvernay	JAX	WR	7	8	81	11.6	53	0
3t	Harty	BAL	WR	7	4	81	11.6	16	0
5	M. Jones	NE	CB	9	2	100	11.1	15	0
6	Austin	PIT	WR	12	8	124	10.3	30	0
7	*Codrington	BUF	DB	6	4	59	9.8	22	0
8	*Jackson	TEN	WR	14	2	131	9.4	18	0
9	Proche	CLE	WR	13	1	119	9.2	17	0
10	Gipson	NYJ	WR	15	5	128	8.5	31	0
11	Tucker	LV	WR	6	3	44	7.3	21	0
12	Hardman	KC	WR	10	3	72	7.2	13	0
13	Jones	CIN	WR	7	2	47	6.7	13	0
14	Sims	HOU	WR	8	4	26	3.3	11	0

# 2024 NATIONAL FOOTBALL LEAGUE

---

## AFC KICKOFF RETURN LEADERS

RANK	PLAYER	TEAM	POS	RET	YDS	AVG	LONG	TD
1	*Jackson	TEN	WR	9	241	26.8	33	0
2	C. Brown	CIN	RB	7	186	26.6	29	0
3	Gipson	NYJ	WR	7	184	26.3	33	0
4	Strong	CLE	RB	6	149	24.8	27	0

# 2024 NATIONAL FOOTBALL LEAGUE

## AFC INTERCEPTION LEADERS

RANK	PLAYER	TEAM	POS	INT	YARDS	AVG	LONG	TD
1t	Echols	NYJ	CB	2	0	0.0	0	0
1t	Humphrey	BAL	CB	2	0	0.0	0	0
1t	Ingram	BUF	DB	2	56	28.0	31t	1
1t	Jackson	PIT	CB	2	51	25.5	49	0
1t	Jones	IND	DB	2	5	2.5	5	0
1t	Surtain	DEN	CB	2	100	50.0	100t	1
7t	Bell	CIN	SS	1	32	32.0	32	0
7t	Benford	BUF	CB	1	6	6.0	6	0
7t	Bernard	BUF	LB	1	1	1.0	1	0
7t	*Bullock	HOU	SAF	1	0	0.0	0	0
7t	Conner	KC	DB	1	3	3.0	3	0
7t	Cook	KC	FS	1	0	0.0	0	0
7t	Cross	IND	SAF	1	0	0.0	0	0
7t	Davis-Gaither	CIN	LB	1	12	12.0	12	0
7t	Dupree	LAC	OLB	1	0	0.0	0	0
7t	D. Elliott	PIT	DB	1	0	0.0	0	0
7t	Ford	LAC	DT	1	3	3.0	3	0
7t	Fulton	LAC	CB	1	29	29.0	29	0
7t	Gonzalez	NE	CB	1	2	2.0	2	0
7t	Hamlin	BUF	SS	1	19	19.0	19	0
7t	B. Jones	DEN	SAF	1	37	37.0	37	0
7t	Kazee	PIT	SS	1	5	5.0	5	0
7t	Kohou	MIA	CB	1	2	2.0	2	0
7t	*Lassiter	HOU	CB	1	9	9.0	9	0
7t	Moehrig	LV	SAF	1	16	16.0	16	0
7t	Molden	LAC	CB	1	3	3.0	3	0
7t	Moss	DEN	CB	1	0	0.0	0	0
7t	Ogbah	MIA	OLB	1	0	0.0	0	0
7t	Owusu-Koramoah	CLE	LB	1	0	0.0	0	0
7t	Peppers	NE	FS	1	0	0.0	0	0
7t	Porter	PIT	CB	1	16	16.0	16	0
7t	Sieler	MIA	DE	1	0	0.0	0	0
7t	Singleton	DEN	LB	1	21	21.0	21	0
7t	Smith	BAL	ILB	1	0	0.0	0	0
7t	Spillane	LV	LB	1	0	0.0	0	0
7t	Stingley	HOU	CB	1	0	0.0	0	0
7t	Taylor-Britt	CIN	CB	1	0	0.0	0	0
7t	Trice	PIT	CB	1	0	0.0	0	0
39	Ja. Watson	KC	CB	0	12	---	12	0

# 2024 NATIONAL FOOTBALL LEAGUE

## AFC SACK LEADERS

RANK	PLAYER	TEAM	POS	SACKS
1t	McDonald	NYJ	DE	6.0
1t	Van Noy	BAL	MLB	6.0
3t	Crosby	LV	DE	5.0
3t	Walker	JAX	DE	5.0
5	Watt	PIT	OLB	4.5
6t	Cooper	DEN	LB	4.0
6t	Garrett	CLE	DE	4.0
6t	Landry	TEN	LB	4.0
6t	White	NE	DE	4.0
10	Oweh	BAL	LB	3.5
11t	Allen	DEN	DE	3.0
11t	Bonitto	DEN	LB	3.0
11t	Hendrickson	CIN	DE	3.0
11t	Ch. Jones	KC	DT	3.0
11t	Miller	BUF	OLB	3.0
11t	Rousseau	BUF	DE	3.0
11t	Z. Smith	CLE	DE	3.0
18t	Anderson	HOU	DE	2.5
18t	Clemons	NYJ	DE	2.5
18t	Ni. Herbig	PIT	LB	2.5
18t	Mack	LAC	OLB	2.5
22t	Barnett	HOU	DE	2.0
22t	Bosa	LAC	LB	2.0
22t	C. Campbell	MIA	DE	2.0
22t	Dupree	LAC	OLB	2.0
22t	Edwards	HOU	DE	2.0
22t	Franklin-Myers	DEN	DE	2.0
22t	Ca. Heyward	PIT	DT	2.0
22t	Hines-Allen	JAX	DE	2.0
22t	Joseph-Day	TEN	DT	2.0
22t	Murray	TEN	LB	2.0
22t	Odeyingbo	IND	DE	2.0
22t	Ogbah	MIA	OLB	2.0
22t	Settle	HOU	DT	2.0
22t	Sieler	MIA	DE	2.0
22t	Tillman	DEN	LB	2.0
22t	Uche	NE	LB	2.0
22t	Wilkins	LV	DT	2.0
22t	Wise	NE	DE	2.0
40t	Buckner	IND	DT	1.5
40t	*Elliss	DEN	LB	1.5
40t	Hunter	HOU	DE	1.5
40t	Lewis	IND	DE	1.5
40t	Madubuike	BAL	DT	1.5
40t	Paye	IND	DE	1.5
40t	Snowden	LV	DE	1.5
40t	*L. Taylor	NYJ	DT	1.5
40t	Thomas	NYJ	DE	1.5
40t	Tomlinson	CLE	DE	1.5
40t	Wharton	KC	DT	1.5

# 2024 NATIONAL FOOTBALL LEAGUE

## AFC LEADERS IN FUMBLE RECOVERIES

RANK	PLAYER	TEAM	POS	TOTAL	OWN TEAM	OPP TEAM
1	Fields	PIT	QB	3	3	0
2t	Burrow	CIN	QB	2	2	0
2t	Lammons	IND	DB	2	0	2
2t	Pratt	CIN	LB	2	0	2
2t	Richardson	IND	QB	2	2	0
2t	Williams	BUF	LB	2	0	2
2t	Quin. Williams	NYJ	OLB	2	0	2
8t	Allen	BUF	QB	1	1	0
8t	Anudike-Uzomah	KC	DE	1	0	1
8t	Armstead	MIA	OT	1	1	0
8t	Bigsby	JAX	RB	1	1	0
8t	Bitonio	CLE	OG	1	1	0
8t	Blackmon	IND	SAF	1	0	1
8t	Bolden	NE	CB	1	0	1
8t	*Bortolini	IND	OG	1	1	0
8t	Brissett	NE	QB	1	1	0
8t	Carter	NYJ	CB	1	0	1
8t	Chestnut	TEN	RB	1	0	1
8t	Clark	NYJ	FS	1	0	1
8t	*Codrington	BUF	DB	1	1	0
8t	Conner	KC	DB	1	0	1
8t	Delpit	CLE	SAF	1	0	1
8t	Edwards	LAC	RB	1	1	0
8t	Elliss	NE	LB	1	0	1
8t	Emerson	CLE	CB	1	0	1
8t	Etienne	JAX	RB	1	1	0
8t	Foreman	CLE	RB	1	1	0
8t	Hamilton	BAL	SAF	1	0	1
8t	Hawkins	NE	SAF	1	0	1
8t	Herbert	LAC	QB	1	1	0
8t	Ni. Herbig	PIT	LB	1	0	1
8t	Hickman	CLE	SAF	1	0	1
8t	Hines-Allen	JAX	DE	1	0	1
8t	Ingold	MIA	FB	1	1	0
8t	L. Jackson	BAL	QB	1	1	0
8t	D. Johnson	JAX	RB	1	1	0
8t	B. Jones	DEN	SAF	1	0	1
8t	M. Jones	NE	CB	1	0	1
8t	Jordan	NE	OG	1	1	0
8t	Key	TEN	LB	1	0	1
8t	Kohou	MIA	CB	1	0	1
8t	*Latu	IND	DE	1	0	1
8t	Leverett	NE	OG	1	1	0
8t	Mack	LAC	OLB	1	0	1
8t	McLeod	CLE	FS	1	0	1
8t	Miller	LV	OT	1	1	0
8t	Molden	LAC	CB	1	0	1
8t	Moss	DEN	CB	1	0	1
8t	*Nix	DEN	QB	1	1	0
8t	Ricard	BAL	FB-DE	1	1	0
8t	Rodgers	NYJ	QB	1	1	0
8t	Sanders	MIA	K	1	1	0
8t	Skinner	DEN	SAF	1	0	1
8t	Slater	LAC	OT	1	1	0
8t	Spector	BUF	LB	1	0	1

# 2024 NATIONAL FOOTBALL LEAGUE

---

## AFC LEADERS IN FUMBLE RECOVERIES

RANK	PLAYER	TEAM	POS	TOTAL	OWN TEAM	OPP TEAM
8t	Stevenson	NE	RB	1	1	0
8t	Stewart	IND	DT	1	0	1
8t	Taylor	LAC	CB	1	0	1
8t	D. Thomas	JAX	SAF	1	0	1
8t	Toohill	BUF	DE	1	0	1
8t	Trautman	DEN	TE	1	1	0
8t	Warren	PIT	RB	1	1	0
8t	Washington	JAX	WR	1	1	0
8t	D. Watson	CLE	QB	1	1	0
8t	Watt	PIT	OLB	1	0	1
8t	Williams	BAL	FS	1	0	1
8t	Wilson	MIA	RB	1	1	0
8t	*Worthy	KC	WR	1	1	0

# 2024 NATIONAL FOOTBALL LEAGUE

## AFC LEADERS IN RECOVERIES OF FUMBLES BY OWN TEAM

RANK	PLAYER	TEAM	POS	REC	YARDS	AVG	LONG	TD
1	Fields	PIT	QB	3	0	0.0	0t	0
2t	Burrow	CIN	QB	2	0	0.0	0t	0
2t	Richardson	IND	QB	2	0	0.0	0t	0
4t	Allen	BUF	QB	1	0	0.0	0t	0
4t	Armstead	MIA	OT	1	0	0.0	0t	0
4t	Bigsby	JAX	RB	1	0	0.0	0t	0
4t	Bitonio	CLE	OG	1	0	0.0	0t	0
4t	*Bortolini	IND	OG	1	0	0.0	0t	0
4t	Brissett	NE	QB	1	0	0.0	0t	0
4t	*Codrington	BUF	DB	1	0	0.0	0t	0
4t	Edwards	LAC	RB	1	0	0.0	0t	0
4t	Etienne	JAX	RB	1	0	0.0	0t	0
4t	Foreman	CLE	RB	1	0	0.0	0t	0
4t	Herbert	LAC	QB	1	0	0.0	0t	0
4t	Ingold	MIA	FB	1	0	0.0	0t	0
4t	L. Jackson	BAL	QB	1	0	0.0	0t	0
4t	D. Johnson	JAX	RB	1	0	0.0	0t	0
4t	Jordan	NE	OG	1	0	0.0	0t	0
4t	Leverett	NE	OG	1	0	0.0	0t	0
4t	Miller	LV	OT	1	0	0.0	0t	0
4t	*Nix	DEN	QB	1	0	0.0	0t	0
4t	Ricard	BAL	FB-DE	1	0	0.0	0t	1
4t	Rodgers	NYJ	QB	1	0	0.0	0t	0
4t	Sanders	MIA	K	1	-1	-1.0	-1	0
4t	Slater	LAC	OT	1	0	0.0	0t	0
4t	Stevenson	NE	RB	1	0	0.0	0t	0
4t	Trautman	DEN	TE	1	2	2.0	2	0
4t	Warren	PIT	RB	1	0	0.0	0t	0
4t	Washington	JAX	WR	1	0	0.0	0t	0
4t	D. Watson	CLE	QB	1	0	0.0	0t	0
4t	Wilson	MIA	RB	1	0	0.0	0t	0
4t	*Worthy	KC	WR	1	0	0.0	0t	0



# 2024 NATIONAL FOOTBALL LEAGUE

## AFC LEADERS IN RECOVERIES OF FUMBLES BY OPPOSING TEAM

RANK	PLAYER	TEAM	POS	REC	YARDS	AVG	LONG	TD
1t	Lammons	IND	DB	2	3	1.5	3	0
1t	Pratt	CIN	LB	2	9	4.5	9	0
1t	Williams	BUF	LB	2	0	0.0	0t	0
1t	Quin. Williams	NYJ	OLB	2	15	7.5	15	0
5t	Anudike-Uzomah	KC	DE	1	0	0.0	0t	0
5t	Blackmon	IND	SAF	1	0	0.0	0t	0
5t	Bolden	NE	CB	1	0	0.0	0t	0
5t	Carter	NYJ	CB	1	7	7.0	7	0
5t	Chestnut	TEN	RB	1	0	0.0	0t	0
5t	Clark	NYJ	FS	1	0	0.0	0t	0
5t	Conner	KC	DB	1	38	38.0	38t	1
5t	Delpit	CLE	SAF	1	0	0.0	0t	0
5t	Elliss	NE	LB	1	0	0.0	0t	0
5t	Emerson	CLE	CB	1	2	2.0	2	0
5t	Hamilton	BAL	SAF	1	8	8.0	8	0
5t	Hawkins	NE	SAF	1	0	0.0	0t	0
5t	Ni. Herbig	PIT	LB	1	0	0.0	0t	0
5t	Hickman	CLE	SAF	1	0	0.0	0t	0
5t	Hines-Allen	JAX	DE	1	13	13.0	13	0
5t	B. Jones	DEN	SAF	1	34	34.0	34	0
5t	M. Jones	NE	CB	1	17	17.0	17	0
5t	Key	TEN	LB	1	0	0.0	0t	0
5t	Kohou	MIA	CB	1	0	0.0	0t	0
5t	*Latu	IND	DE	1	0	0.0	0t	0
5t	Mack	LAC	OLB	1	22	22.0	22	0
5t	McLeod	CLE	FS	1	25	25.0	25t	1
5t	Molden	LAC	CB	1	0	0.0	0t	0
5t	Moss	DEN	CB	1	0	0.0	0t	0
5t	Skinner	DEN	SAF	1	0	0.0	0t	0
5t	Spector	BUF	LB	1	0	0.0	0t	0
5t	Stewart	IND	DT	1	0	0.0	0t	0
5t	Taylor	LAC	CB	1	0	0.0	0t	0
5t	D. Thomas	JAX	SAF	1	0	0.0	0t	0
5t	Toohill	BUF	DE	1	0	0.0	0t	0
5t	Watt	PIT	OLB	1	0	0.0	0t	0
5t	Williams	BAL	FS	1	0	0.0	0t	0

# 2024 NATIONAL FOOTBALL LEAGUE

## NFC LEADING PASSERS

RANK	PLAYER	TEAM	ATT	COMP	COMP%	YDS	YPA	TD	TD%	LONG	INT	INT%	RATING
1	Mayfield	TB	153	110	71.9%	1164	7.61	11	7.2%	41t	2	1.3%	112.2
2	*Daniels	WAS	131	101	77.1%	1135	8.66	4	3.1%	66	2	1.5%	106.3
3	Darnold	MIN	137	87	63.5%	1111	8.11	11	8.0%	97t	4	2.9%	103.4
4	Carr	NO	128	90	70.3%	989	7.73	8	6.3%	70t	4	3.1%	100.7
5	K. Murray	ARI	138	94	68.1%	972	7.04	7	5.1%	60t	2	1.4%	99.1
6	Purdy	SF	157	103	65.6%	1374	8.75	6	3.8%	53	4	2.5%	95.3
7	Goff	DET	124	88	71.0%	1015	8.19	5	4.0%	70t	4	3.2%	95.3
8	Cousins	ATL	177	119	67.2%	1373	7.76	8	4.5%	50	5	2.8%	93.7
9	Prescott	DAL	191	125	65.4%	1424	7.46	8	4.2%	65t	4	2.1%	92.9
10	G. Smith	SEA	199	143	71.9%	1466	7.37	5	2.5%	71t	4	2.0%	92.7
11	Dalton	CAR	106	69	65.1%	675	6.37	5	4.7%	39	2	1.9%	90.7
12	Stafford	LAR	175	118	67.4%	1238	7.07	3	1.7%	63	3	1.7%	86.3
13	Jones	NYG	178	114	64.0%	1138	6.39	6	3.4%	41	3	1.7%	86.3
14	Love	GB	114	64	56.1%	873	7.66	8	7.0%	70t	5	4.4%	85.9
15	Hurts	PHI	132	90	68.2%	930	7.05	4	3.0%	67t	4	3.0%	85.7
16	*Ca. Williams	CHI	170	107	62.9%	1091	6.42	5	2.9%	47	4	2.4%	81.3

# 2024 NATIONAL FOOTBALL LEAGUE

## NFC LEADING PASSERS, RANKS

PLAYER	TEAM	ATT	COMP	COMP%	YDS	YPA	TD	TD%	INT	INT%	RATING
Mayfield	TB	8	6	2	6	8	1t	2	1t	1	1
*Daniels	WAS	12	9	1	8	2	14t	12	1t	3	2
Darnold	MIN	10	14	14	9	4	1t	1	7t	12	3
Carr	NO	13	11t	5	12	6	3t	4	7t	14	4
K. Murray	ARI	9	10	7	13	13	7	5	1t	2	5
Purdy	SF	7	8	10	3	1	8t	10	7t	10	6
Goff	DET	14	13	4	11	3	10t	9	7t	15	7
Cousins	ATL	4	3	9	4	5	3t	7	15t	11	8
Prescott	DAL	2	2	11	2	9	3t	8	7t	8	9
G. Smith	SEA	1	1	3	1	10	10t	15	7t	7	10
Dalton	CAR	16	15	12	16	16	10t	6	1t	6	11
Stafford	LAR	5	4	8	5	11	16	16	5t	5	12
Jones	NYG	3	5	13	7	15	8t	11	5t	4	13
Love	GB	15	16	16	15	7	3t	3	15t	16	14
Hurts	PHI	11	11t	6	14	12	14t	13	7t	13	15
*Ca. Williams	CHI	6	7	15	10	14	10t	14	7t	9	16

# 2024 NATIONAL FOOTBALL LEAGUE

## NFC FOURTH-QUARTER PASSING LEADERS

RANK	PLAYER	TEAM	ATT	COMP	COMP%	YDS	YPA	TD	TD%	INT	INT%	RATING
1	*Daniels	WAS	35	31	88.6%	348	9.94	2	5.7%	0	0.0%	127.1
2	Love	GB	31	20	64.5%	280	9.03	3	9.7%	1	3.2%	112.3
3	Mayfield	TB	35	26	74.3%	227	6.49	2	5.7%	0	0.0%	110.1
4	Stafford	LAR	48	34	70.8%	375	7.81	2	4.2%	1	2.1%	98.9
5	G. Smith	SEA	58	40	69.0%	385	6.64	2	3.4%	1	1.7%	91.5
6	*Ca. Williams	CHI	44	29	65.9%	261	5.93	2	4.5%	1	2.3%	87.4
7	K. Murray	ARI	43	27	62.8%	259	6.02	1	2.3%	0	0.0%	87.3
8	Purdy	SF	37	30	81.1%	373	10.08	0	0.0%	2	5.4%	86.1
9	Prescott	DAL	56	31	55.4%	355	6.34	4	7.1%	2	3.6%	83.6
10	Carr	NO	33	20	60.6%	217	6.58	2	6.1%	2	6.1%	74.9
11	Cousins	ATL	54	32	59.3%	303	5.61	2	3.7%	2	3.7%	71.8
12	Darnold	MIN	32	17	53.1%	203	6.34	1	3.1%	1	3.1%	70.2
13	Young	CAR	30	16	53.3%	156	5.20	0	0.0%	0	0.0%	68.2
14	Goff	DET	39	24	61.5%	258	6.62	1	2.6%	2	5.1%	68.1
15	Hurts	PHI	40	27	67.5%	279	6.98	0	0.0%	2	5.0%	66.6
16	Dalton	CAR	21	10	47.6%	68	3.24	0	0.0%	0	0.0%	55.3
17	Jones	NYG	53	26	49.1%	176	3.32	1	1.9%	2	3.8%	47.4

# 2024 NATIONAL FOOTBALL LEAGUE

## NFC THIRD-DOWN PASSING LEADERS

RANK	PLAYER	TEAM	ATT	COMP	COMP%	YDS	YPA	TD	TD%	INT	INT%	RATING
1	Cousins	ATL	42	29	69.0%	312	7.43	3	7.1%	0	0.0%	114.4
2	*Daniels	WAS	37	27	73.0%	377	10.19	2	5.4%	1	2.7%	112.1
3	Prescott	DAL	44	29	65.9%	407	9.25	2	4.5%	0	0.0%	110.7
4	K. Murray	ARI	31	21	67.7%	220	7.10	2	6.5%	0	0.0%	109.6
5	Goff	DET	30	17	56.7%	189	6.30	3	10.0%	0	0.0%	108.9
6	Purdy	SF	39	23	59.0%	266	6.82	3	7.7%	0	0.0%	105.3
7	Carr	NO	29	20	69.0%	214	7.38	1	3.4%	0	0.0%	101.8
8	Jones	NYG	53	34	64.2%	358	6.75	3	5.7%	1	1.9%	94.7
9	Darnold	MIN	42	23	54.8%	263	6.26	3	7.1%	1	2.4%	87.7
10	Mayfield	TB	39	23	59.0%	253	6.49	3	7.7%	2	5.1%	82.5
11	Dalton	CAR	28	18	64.3%	184	6.57	1	3.6%	1	3.6%	80.1
12	Stafford	LAR	36	21	58.3%	205	5.69	0	0.0%	1	2.8%	62.8
13	G. Smith	SEA	43	28	65.1%	260	6.05	0	0.0%	2	4.7%	62.2
14	*Ca. Williams	CHI	42	23	54.8%	230	5.48	1	2.4%	2	4.8%	58.6
15	Love	GB	25	10	40.0%	167	6.68	2	8.0%	2	8.0%	56.6
16	Hurts	PHI	31	19	61.3%	249	8.03	0	0.0%	3	9.7%	47.0

# 2024 NATIONAL FOOTBALL LEAGUE

## NFC LEADING RUSHERS

RANK	PLAYER	TEAM	ATT	YDS	AVG	LONG	TD
1	Mason	SF	105	536	5.1	34	3
2	Barkley	PHI	73	435	6.0	65t	4
3	Jacobs	GB	90	402	4.5	34	1
4	Hubbard	CAR	68	393	5.8	38t	2
5	Kamara	NO	91	388	4.3	17	5
6	Conner	ARI	83	379	4.6	22	3
7	K. Williams	LAR	95	360	3.8	30	6
8	A. Jones	MIN	71	350	4.9	39	1
9	Robinson	WAS	73	325	4.5	40	5
10	*Daniels (QB)	WAS	57	300	5.3	34	4
11t	Gibbs	DET	54	285	5.3	24	3
11t	Robinson	ATL	67	285	4.3	28	1
13	Montgomery	DET	63	271	4.3	21	4
14t	*Irving	TB	44	247	5.6	32	1
14t	K. Murray (QB)	ARI	23	247	10.7	50t	1
16	Swift	CHI	74	234	3.2	36t	2
17t	Dowdle	DAL	54	221	4.1	13	0
17t	Singleton	NYG	56	221	3.9	43	2
19	Walker	SEA	37	202	5.5	28	4
20	White	TB	51	187	3.7	56	0
21	Allgeier	ATL	33	178	5.4	15	0
22	Charbonnet	SEA	44	167	3.8	13	3
23	Hurts (QB)	PHI	42	163	3.9	23	2
24	*Tracy	NYG	30	158	5.3	27	0
25	Em. Wilson	GB	35	156	4.5	18	0
26	Ekeler	WAS	19	150	7.9	50	1
27	Chandler	MIN	42	147	3.5	25	0
28	G. Smith (QB)	SEA	20	146	7.3	34t	1
29	Willis (QB)	GB	12	114	9.5	29	1
30t	McNichols	WAS	16	113	7.1	28	3
30t	*Ca. Williams (QB)	CHI	21	113	5.4	24	0
32	Reed (WR)	GB	8	110	13.8	33t	1
33t	Jones (QB)	NYG	34	108	3.2	11	0
33t	Purdy (QB)	SF	22	108	4.9	12	0
35	Mayfield (QB)	TB	18	107	5.9	18	2
36	Elliott	DAL	30	98	3.3	9	1
37	M. Sanders	CAR	27	97	3.6	14	1
38	Williams	NO	25	96	3.8	14t	1
39t	*Benson	ARI	25	81	3.2	13	0
39t	R. Johnson	CHI	25	81	3.2	9	3
41t	Demercado	ARI	8	77	9.6	41	0
41t	Hill (TE)	NO	14	77	5.5	12	2
43	Darnold (QB)	MIN	20	61	3.1	18	0
44	*Corum	LAR	13	53	4.1	12	0
45	Rivers	LAR	10	51	5.1	12	0
46	*Guerendo	SF	12	41	3.4	6	0
47	Samuel (WR)	SF	15	36	2.4	8	1
48	Lamb (WR)	DAL	7	35	5.0	12	0
49	Shaheed (WR)	NO	5	27	5.4	13	0
50	Young (QB)	CAR	6	26	4.3	8	1

# 2024 NATIONAL FOOTBALL LEAGUE

---

## NFC THIRD-AND-ONE RUSHING LEADERS

RANK	PLAYER	TEAM	ATT	FD	PCT
1t	K. Williams	LAR	6	6	100.0%
1t	*Daniels (QB)	WAS	4	4	100.0%
1t	Darnold (QB)	MIN	3	3	100.0%
1t	Charbonnet	SEA	2	2	100.0%
1t	Dowdle	DAL	2	2	100.0%
1t	Elliott	DAL	2	2	100.0%
1t	Gibbs	DET	2	2	100.0%
1t	Jones (QB)	NYG	2	2	100.0%
1t	Luepke	DAL	2	2	100.0%
10	Robinson	WAS	5	4	80.0%
11t	A. Jones	MIN	4	3	75.0%
11t	Kamara	NO	4	3	75.0%
11t	Montgomery	DET	4	3	75.0%
14	Hurts (QB)	PHI	7	5	71.4%
15t	Conner	ARI	3	2	66.7%
15t	Jacobs	GB	3	2	66.7%

# 2024 NATIONAL FOOTBALL LEAGUE

## NFC LEADERS IN RECEPTIONS

RANK	PLAYER	TEAM	REC	YDS	AVG	LONG	TD
1	*Nabers	NYG	35	386	11.0	39	3
2t	Godwin	TB	32	386	12.1	41t	3
2t	D. London	ATL	32	354	11.1	31	3
2t	Robinson	NYG	32	230	7.2	20	2
5	Smith-Njigba	SEA	29	257	8.9	24	1
6	Metcalf	SEA	28	421	15.0	71t	2
7t	D. Moore	CHI	27	294	10.9	44	3
7t	St. Brown	DET	27	252	9.3	20	2
9	Jefferson	MIN	26	450	17.3	97t	4
10	Lamb	DAL	25	378	15.1	65t	2
11t	Mooney	ATL	24	330	13.8	41t	3
11t	Goedert (TE)	PHI	24	301	12.5	61	0
13t	McLaurin	WAS	23	303	13.2	66	2
13t	Evans	TB	23	276	12.0	24	5
13t	Dio. Johnson	CAR	23	262	11.4	39	2
13t	Kittle (TE)	SF	23	225	9.8	26	3
13t	Kamara (RB)	NO	23	214	9.3	57t	1
18t	Jennings	SF	22	377	17.1	45	3
18t	Olave	NO	22	275	12.5	39	1
18t	Lockett	SEA	22	274	12.5	33	0
18t	Ferguson (TE)	DAL	22	229	10.4	27	0
22t	Reed	GB	21	414	19.7	70t	2
22t	Aiyuk	SF	21	314	15.0	53	0
22t	D. Smith	PHI	21	239	11.4	25	1
22t	McCloud	ATL	21	229	10.9	22	0
22t	Kmet (TE)	CHI	21	219	10.4	26	1
27t	Tolbert	DAL	20	247	12.3	48	2
27t	McBride (TE)	ARI	20	175	8.8	22	0
29t	Shaheed	NO	19	338	17.8	70t	3
29t	Mi. Wilson	ARI	19	216	11.4	34	1
29t	Parkinson (TE)	LAR	19	165	8.7	20	0
32t	Slayton	NYG	18	244	13.6	41	1
32t	*Whittington	LAR	18	201	11.2	31	0
32t	Robinson (RB)	ATL	18	151	8.4	26	0
32t	Kupp	LAR	18	147	8.2	24	1
32t	Charbonnet (RB)	SEA	18	134	7.4	30t	1
37t	Atwell	LAR	17	281	16.5	50	0
37t	*Harrison	ARI	17	279	16.4	60t	4
37t	Samuel	SF	17	233	13.7	53	0
37t	A. Jones (RB)	MIN	17	167	9.8	24	1
37t	Ertz (TE)	WAS	17	160	9.4	21	0
37t	Otton (TE)	TB	17	148	8.7	22	0
37t	White (RB)	TB	17	127	7.5	32	0
37t	Hubbard (RB)	CAR	17	82	4.8	20	1
45t	Kraft (TE)	GB	16	218	13.6	66t	3
45t	Dortch	ARI	16	138	8.6	14	0
47t	*Odunze	CHI	15	206	13.7	47	1
47t	Pitts (TE)	ATL	15	193	12.9	50	1
47t	Swift (RB)	CHI	15	165	11.0	42	0
50t	N. Fant (TE)	SEA	14	135	9.6	16	0
50t	K. Williams (RB)	LAR	14	71	5.1	15t	1



# 2024 NATIONAL FOOTBALL LEAGUE

## NFC RECEIVING YARDAGE LEADERS

RANK	PLAYER	TEAM	YDS	REC	AVG	LONG	TD
1	Jefferson	MIN	450	26	17.3	97t	4
2	Metcalf	SEA	421	28	15.0	71t	2
3	Reed	GB	414	21	19.7	70t	2
4t	Godwin	TB	386	32	12.1	41t	3
4t	*Nabers	NYG	386	35	11.0	39	3
6	Lamb	DAL	378	25	15.1	65t	2
7	Jennings	SF	377	22	17.1	45	3
8	D. London	ATL	354	32	11.1	31	3
9	Shaheed	NO	338	19	17.8	70t	3
10	Mooney	ATL	330	24	13.8	41t	3
11	Aiyuk	SF	314	21	15.0	53	0
12	McLaurin	WAS	303	23	13.2	66	2
13	Goedert (TE)	PHI	301	24	12.5	61	0
14	D. Moore	CHI	294	27	10.9	44	3
15	J. Williams	DET	289	13	22.2	70t	2
16	Atwell	LAR	281	17	16.5	50	0
17	*Harrison	ARI	279	17	16.4	60t	4
18	Evans	TB	276	23	12.0	24	5
19	Olave	NO	275	22	12.5	39	1
20	Lockett	SEA	274	22	12.5	33	0
21	Dio. Johnson	CAR	262	23	11.4	39	2
22	Smith-Njigba	SEA	257	29	8.9	24	1
23	St. Brown	DET	252	27	9.3	20	2
24	Tolbert	DAL	247	20	12.3	48	2
25	Slayton	NYG	244	18	13.6	41	1
26	D. Smith	PHI	239	21	11.4	25	1
27	Samuel	SF	233	17	13.7	53	0
28	Robinson	NYG	230	32	7.2	20	2
29t	Ferguson (TE)	DAL	229	22	10.4	27	0
29t	McCloud	ATL	229	21	10.9	22	0
31	Kittle (TE)	SF	225	23	9.8	26	3
32	Kmet (TE)	CHI	219	21	10.4	26	1
33	Kraft (TE)	GB	218	16	13.6	66t	3
34	Mi. Wilson	ARI	216	19	11.4	34	1
35	Kamara (RB)	NO	214	23	9.3	57t	1
36	*Odonze	CHI	206	15	13.7	47	1
37	*Whittington	LAR	201	18	11.2	31	0
38	Pitts (TE)	ATL	193	15	12.9	50	1
39	Robinson	LAR	189	12	15.8	42	1
40	McBride (TE)	ARI	175	20	8.8	22	0
41	Doubs	GB	169	12	14.1	39	0
42	A. Jones (RB)	MIN	167	17	9.8	24	1
43t	Parkinson (TE)	LAR	165	19	8.7	20	0
43t	Swift (RB)	CHI	165	15	11.0	42	0
45	Ertz (TE)	WAS	160	17	9.4	21	0
46t	Ekeler (RB)	WAS	151	11	13.7	33	0
46t	*Legette	CAR	151	13	11.6	35	1
46t	Robinson (RB)	ATL	151	18	8.4	26	0
49	Otton (TE)	TB	148	17	8.7	22	0
50t	Kupp	LAR	147	18	8.2	24	1
50t	LaPorta (TE)	DET	147	12	12.3	30	0

# 2024 NATIONAL FOOTBALL LEAGUE

## NFC THIRD-DOWN RECEIVING LEADERS

RANK	PLAYER	TEAM	REC	YDS	AVG	LONG	TD
1	Robinson	NYG	16	115	7.2	15	1
2	*Nabers	NYG	12	188	15.7	39	2
3	Godwin	TB	10	129	12.9	24	0
4t	D. London	ATL	9	102	11.3	18	2
4t	Smith-Njigba	SEA	9	97	10.8	24	0
6t	Kittle (TE)	SF	8	88	11.0	15	1
6t	Parkinson (TE)	LAR	8	74	9.3	15	0
6t	Kmet (TE)	CHI	8	70	8.8	25	0
9t	McLaurin	WAS	7	127	18.1	66	2
9t	Olave	NO	7	86	12.3	16	0
9t	St. Brown	DET	7	77	11.0	18	2
9t	Dortch	ARI	7	66	9.4	14	0
13t	Goedert (TE)	PHI	6	150	25.0	61	0
13t	Aiyuk	SF	6	83	13.8	17	0
13t	Jennings	SF	6	72	12.0	31t	2
13t	Jefferson	MIN	6	64	10.7	16	1
13t	Cooks	DAL	6	62	10.3	21t	1
13t	Charbonnet (RB)	SEA	6	43	7.2	16	0
19t	Reed	GB	5	111	22.2	70t	1
19t	Dio. Johnson	CAR	5	107	21.4	39	1
19t	Mooney	ATL	5	59	11.8	24t	1
19t	D. Moore	CHI	5	55	11.0	19	1
19t	Ferguson (TE)	DAL	5	53	10.6	24	0
19t	LaPorta (TE)	DET	5	42	8.4	13	0
19t	Slayton	NYG	5	37	7.4	9	0
19t	Mundt (TE)	MIN	5	34	6.8	11	1
19t	Mi. Wilson	ARI	5	31	6.2	10	1
28t	Doubs	GB	4	84	21.0	39	0
28t	Zaccheaus	WAS	4	58	14.5	27	0
28t	Luepke (RB)	DAL	4	55	13.8	24	0
28t	Kraft (TE)	GB	4	53	13.3	21	0
28t	Ertz (TE)	WAS	4	51	12.8	21	0
28t	Robinson (RB)	ATL	4	46	11.5	26	0
28t	Metcalf	SEA	4	39	9.8	15	0
28t	Wicks	GB	4	37	9.3	14t	2
28t	Carter	CHI	4	36	9.0	14	0
28t	Allgeier (RB)	ATL	4	30	7.5	13	0
28t	White (RB)	TB	4	28	7.0	22	0
28t	Demercado (RB)	ARI	4	26	6.5	24	0
28t	M. Sanders (RB)	CAR	4	26	6.5	12	0
28t	Kamara (RB)	NO	4	19	4.8	10	0
28t	*Tipton	NO	4	19	4.8	6	0
43t	Tolbert	DAL	3	94	31.3	48	0
43t	Shaheed	NO	3	82	27.3	59t	1
43t	Turpin	DAL	3	62	20.7	34	1
43t	Ekeler (RB)	WAS	3	61	20.3	33	0
43t	McCloud	ATL	3	48	16.0	22	0
43t	A. Jones (RB)	MIN	3	46	15.3	24	1
43t	Lockett	SEA	3	35	11.7	19	0
43t	Evans	TB	3	34	11.3	24	1
43t	D. Brown	WAS	3	29	9.7	16	0
43t	Powell	MIN	3	29	9.7	13	0
43t	Pitts (TE)	ATL	3	23	7.7	8	0
43t	Otton (TE)	TB	3	22	7.3	15	0
43t	*McCaffrey	WAS	3	20	6.7	9	0

# 2024 NATIONAL FOOTBALL LEAGUE

---

## NFC THIRD-DOWN RECEIVING LEADERS

RANK	PLAYER	TEAM	REC	YDS	AVG	LONG	TD
43t	Tremble (TE)	CAR	3	19	6.3	7	0
43t	K. Williams (RB)	LAR	3	13	4.3	9	0
43t	Hubbard (RB)	CAR	3	7	2.3	5	0

# 2024 NATIONAL FOOTBALL LEAGUE

## NFC LEADING SCORERS (NON-KICKING)

RANK	PLAYER	TEAM	POS	TOUCHDOWNS				X2	PTS
				TOTAL	RUSH	REC	RET		
1	K. Williams	LAR	RB	7	6	1	0	0	42
2	Kamara	NO	RB	6	5	1	0	0	36
3	Barkley	PHI	RB	5	4	1	0	2	34
4t	Evans	TB	WR	5	0	5	0	0	30
4t	Robinson	WAS	RB	5	5	0	0	0	30
6t	Charbonnet	SEA	RB	4	3	1	0	0	24
6t	*Daniels	WAS	QB	4	4	0	0	0	24
6t	Gibbs	DET	RB	4	3	1	0	0	24
6t	*Harrison	ARI	WR	4	0	4	0	0	24
6t	Jefferson	MIN	WR	4	0	4	0	0	24
6t	Montgomery	DET	RB	4	4	0	0	0	24
6t	Walker	SEA	RB	4	4	0	0	0	24
13	Conner	ARI	RB	3	3	0	0	2	22
14	Kraft	GB	TE	3	0	3	0	1	20
15t	Godwin	TB	WR	3	0	3	0	0	18
15t	Hubbard	CAR	RB	3	2	1	0	0	18
15t	Jennings	SF	WR	3	0	3	0	0	18
15t	R. Johnson	CHI	RB	3	3	0	0	0	18
15t	Kittle	SF	TE	3	0	3	0	0	18
15t	D. London	ATL	WR	3	0	3	0	0	18
15t	Mason	SF	RB	3	3	0	0	0	18
15t	McNichols	WAS	RB	3	3	0	0	0	18
15t	Mooney	ATL	WR	3	0	3	0	0	18
15t	D. Moore	CHI	WR	3	0	3	0	0	18
15t	*Nabers	NYG	WR	3	0	3	0	0	18
15t	Nailor	MIN	WR	3	0	3	0	0	18
15t	Reed	GB	WR	3	1	2	0	0	18
15t	Shaheed	NO	WR	3	0	3	0	0	18
15t	Wicks	GB	WR	3	0	3	0	0	18
30	Swift	CHI	RB	2	2	0	0	1	14
31t	Addison	MIN	WR	2	1	1	0	0	12
31t	Dowdle	DAL	RB	2	0	2	0	0	12
31t	Higgins	ARI	TE	2	0	2	0	0	12
31t	Hill	NO	TE	2	2	0	0	0	12
31t	Hodge	ATL	WR	2	0	1	1	0	12
31t	Hurts	PHI	QB	2	2	0	0	0	12
31t	Dio. Johnson	CAR	WR	2	0	2	0	0	12
31t	A. Jones	MIN	RB	2	1	1	0	0	12
31t	Lamb	DAL	WR	2	0	2	0	0	12
31t	Mayfield	TB	QB	2	2	0	0	0	12
31t	McLaurin	WAS	WR	2	0	2	0	0	12
31t	Metcalf	SEA	WR	2	0	2	0	0	12
31t	Moreau	NO	TE	2	0	2	0	0	12
31t	Robinson	NYG	WR	2	0	2	0	0	12
31t	Singletary	NYG	RB	2	2	0	0	0	12
31t	St. Brown	DET	WR	2	0	2	0	0	12

# 2024 NATIONAL FOOTBALL LEAGUE

---

## NFC LEADING SCORERS (NON-KICKING)

RANK	PLAYER	TEAM	POS	TOUCHDOWNS				X2	PTS
				TOTAL	RUSH	REC	RET		
31t	Tolbert	DAL	WR	2	0	2	0	0	12
31t	Turpin	DAL	WR	2	0	1	1	0	12
31t	Van Ginkel	MIN	OLB	2	0	0	2	0	12
31t	J. Williams	DET	WR	2	0	2	0	0	12

# 2024 NATIONAL FOOTBALL LEAGUE

## NFC LEADING SCORERS (KICKING)

RANK	PLAYER	TEAM	PAT	FG	FG%	LONG	PTS
1t	Aubrey	DAL	9/9	14/16	87.5%	65	51
1t	Moody	SF	12/12	13/14	92.9%	53	51
3	Seibert	WAS	13/13	12/12	100.0%	45	49
4	Koo	ATL	9/9	12/14	85.7%	58	45
5t	McLaughlin	TB	13/14	10/10	100.0%	56	43
5t	*Reichard	MIN	16/16	9/9	100.0%	58	43
7	*Narveson	GB	12/12	10/14	71.4%	47	42
8	Grupe	NO	14/16	8/8	100.0%	57	38
9	Myers	SEA	12/12	8/11	72.7%	56	36
10	*Karty	LAR	7/8	9/10	90.0%	52	34
11	Santos	CHI	9/10	8/9	88.9%	54	33
12t	Joseph	DET-NYG	5/5	8/9	88.9%	52	29
12t	Pineiro	CAR	8/8	7/8	87.5%	48	29
14	Prater	ARI	10/10	6/6	100.0%	57	28
15	Bates	DET	11/12	5/5	100.0%	35	26
16	Elliott	PHI	8/8	4/5	80.0%	38	20
17	Ryland	ARI	1/1	3/4	75.0%	42	10
18	Gano	NYG	0/0	2/2	100.0%	50	6
19	Wishnowsky	SF	0/0	1/1	100.0%	26	3
20	York	WAS	2/2	0/2	0.0%	---	2
21	Gillan	NYG	0/1	0/0	---	---	0

# 2024 NATIONAL FOOTBALL LEAGUE

---

## NFC TOUCHBACKS ON KICKOFFS

RANK	PLAYER	TEAM	TB
1t	Evans	LAR	24
1t	Reichard	MIN	24
3	Moody	SF	23
4	Bates	DET	19
5	Myers	SEA	18
6	Prater	ARI	17
7	Narveson	GB	16
8t	Gill	TB	14
8t	Joseph	DET-NYG	14
8t	Mann	PHI	14
8t	Santos	CHI	14
12	Aubrey	DAL	13
13t	Camarda	TB	10
13t	Pinion	ATL	10
15	Grupe	NO	8
16t	Pineiro	CAR	6
16t	Seibert	WAS	6
18	Ryland	ARI	5
19	Koo	ATL	4
20	Gano	NYG	3
21	Gillan	NYG	2
22	York	WAS	1

# 2024 NATIONAL FOOTBALL LEAGUE

## NFC MOST YARDS FROM SCRIMMAGE

RANK	PLAYER	TEAM	POS	TOTAL			RUSHING			RECEIVING		
				YDS	PLAYS	AVG	YDS	ATT	AVG	YDS	ATT	AVG
1t	Kamara	NO	RB	602	114	5.3	388	91	4.3	214	23	9.3
1t	Mason	SF	RB	602	112	5.4	536	105	5.1	66	7	9.4
3	Reed	GB	WR	524	29	18.1	110	8	13.8	414	21	19.7
4	Barkley	PHI	RB	520	85	6.1	435	73	6.0	85	12	7.1
5	A. Jones	MIN	RB	517	88	5.9	350	71	4.9	167	17	9.8
6t	Hubbard	CAR	RB	475	85	5.6	393	68	5.8	82	17	4.8
6t	Jacobs	GB	RB	475	98	4.8	402	90	4.5	73	8	9.1
8	Jefferson	MIN	WR	450	26	17.3	0	0	---	450	26	17.3
9	Conner	ARI	RB	445	91	4.9	379	83	4.6	66	8	8.3
10	Robinson	ATL	RB	436	85	5.1	285	67	4.3	151	18	8.4
11	K. Williams	LAR	RB	431	109	4.0	360	95	3.8	71	14	5.1
12	Metcalf	SEA	WR	421	28	15.0	0	0	---	421	28	15.0
13	Lamb	DAL	WR	413	32	12.9	35	7	5.0	378	25	15.1
14	Swift	CHI	RB	399	89	4.5	234	74	3.2	165	15	11.0
15	Robinson	WAS	RB	393	81	4.9	325	73	4.5	68	8	8.5
16	Godwin	TB	WR	388	33	11.8	2	1	2.0	386	32	12.1
17	*Nabers	NYG	WR	386	38	10.2	0	3	0.0	386	35	11.0
18	Jennings	SF	WR	377	22	17.1	0	0	---	377	22	17.1
19t	Montgomery	DET	RB	365	72	5.1	271	63	4.3	94	9	10.4
19t	Shaheed	NO	WR	365	24	15.2	27	5	5.4	338	19	17.8
21	Gibbs	DET	RB	361	65	5.6	285	54	5.3	76	11	6.9
22	D. London	ATL	WR	354	32	11.1	0	0	---	354	32	11.1
23	Mooney	ATL	WR	330	24	13.8	0	0	---	330	24	13.8
24	Dowdle	DAL	RB	322	65	5.0	221	54	4.1	101	11	9.2
25t	Aiyuk	SF	WR	314	21	15.0	0	0	---	314	21	15.0
25t	White	TB	RB	314	68	4.6	187	51	3.7	127	17	7.5
27	J. Williams	DET	WR	310	16	19.4	21	3	7.0	289	13	22.2
28	McLaurin	WAS	WR	305	24	12.7	2	1	2.0	303	23	13.2
29	D. Moore	CHI	WR	302	29	10.4	8	2	4.0	294	27	10.9
30t	Charbonnet	SEA	RB	301	62	4.9	167	44	3.8	134	18	7.4
30t	Ekeler	WAS	RB	301	30	10.0	150	19	7.9	151	11	13.7
30t	Goedert	PHI	TE	301	24	12.5	0	0	---	301	24	12.5
30t	Walker	SEA	RB	301	50	6.0	202	37	5.5	99	13	7.6
34	*Daniels	WAS	QB	300	57	5.3	300	57	5.3	0	0	---
35t	*Irving	TB	RB	293	52	5.6	247	44	5.6	46	8	5.8
35t	Singleton	NYG	RB	293	66	4.4	221	56	3.9	72	10	7.2
37	Atwell	LAR	WR	288	18	16.0	7	1	7.0	281	17	16.5
38	Olave	NO	WR	282	23	12.3	7	1	7.0	275	22	12.5
39	*Harrison	ARI	WR	279	17	16.4	0	0	---	279	17	16.4
40	Evans	TB	WR	276	23	12.0	0	0	---	276	23	12.0
41	Lockett	SEA	WR	274	22	12.5	0	0	---	274	22	12.5
42	Samuel	SF	WR	269	32	8.4	36	15	2.4	233	17	13.7
43	Dio. Johnson	CAR	WR	268	25	10.7	6	2	3.0	262	23	11.4
44	Smith-Njigba	SEA	WR	257	29	8.9	0	0	---	257	29	8.9
45t	McCloud	ATL	WR	252	23	11.0	23	2	11.5	229	21	10.9
45t	St. Brown	DET	WR	252	27	9.3	0	0	---	252	27	9.3
47	Robinson	NYG	WR	248	34	7.3	18	2	9.0	230	32	7.2
48t	K. Murray	ARI	QB	247	23	10.7	247	23	10.7	0	0	---
48t	Tolbert	DAL	WR	247	20	12.4	0	0	---	247	20	12.4
50	Slayton	NYG	WR	244	18	13.6	0	0	---	244	18	13.6



# 2024 NATIONAL FOOTBALL LEAGUE

## NFC LEADERS IN FIRST DOWNS

RANK	PLAYER	TEAM	POS	TOTAL	RUSH	REC
1	Kamara	NO	RB	33	26	7
2	K. Williams	LAR	RB	31	29	2
3	Mason	SF	RB	30	25	5
4	Conner	ARI	RB	28	26	2
5	Godwin	TB	WR	26	1	25
6	Hubbard	CAR	RB	25	20	5
7t	Barkley	PHI	RB	23	18	5
7t	Jacobs	GB	RB	23	21	2
9t	*Daniels	WAS	QB	22	22	0
9t	A. Jones	MIN	RB	22	16	6
9t	Robinson	ATL	RB	22	14	8
12t	Gibbs	DET	RB	20	15	5
12t	Montgomery	DET	RB	20	18	2
12t	*Nabers	NYG	WR	20	1	19
12t	Robinson	WAS	RB	20	19	1
16t	Dowdle	DAL	RB	18	14	4
16t	Evans	TB	WR	18	0	18
16t	Jefferson	MIN	WR	18	0	18
16t	D. London	ATL	WR	18	0	18
20t	Lockett	SEA	WR	17	0	17
20t	Olave	NO	WR	17	1	16
20t	Reed	GB	WR	17	5	12
20t	Walker	SEA	RB	17	9	8
24t	Aiyuk	SF	WR	16	0	16
24t	Hurts	PHI	QB	16	16	0
24t	Jennings	SF	WR	16	0	16
27t	Dio. Johnson	CAR	WR	15	1	14
27t	Lamb	DAL	WR	15	2	13
27t	Mooney	ATL	WR	15	0	15
27t	Singleton	NYG	RB	15	12	3
31t	*Harrison	ARI	WR	14	0	14
31t	McLaurin	WAS	WR	14	0	14
31t	D. Moore	CHI	WR	14	1	13
31t	Robinson	NYG	WR	14	1	13
31t	Slayton	NYG	WR	14	0	14
31t	Smith-Njigba	SEA	WR	14	0	14
31t	St. Brown	DET	WR	14	0	14
38t	Charbonnet	SEA	RB	13	10	3
38t	Kittle	SF	TE	13	0	13
38t	Metcalf	SEA	WR	13	0	13
38t	Shaheed	NO	WR	13	2	11
38t	D. Smith	PHI	WR	13	0	13
38t	Swift	CHI	RB	13	8	5
44t	Allgeier	ATL	RB	12	10	2
44t	Atwell	LAR	WR	12	0	12
44t	Ekeler	WAS	RB	12	5	7
44t	*Irving	TB	RB	12	11	1
44t	Kmet	CHI	TE	12	0	12
44t	Samuel	SF	WR	12	1	11
44t	Tolbert	DAL	WR	12	0	12
44t	White	TB	RB	12	8	4

# 2024 NATIONAL FOOTBALL LEAGUE

## NFC PUNTING YARDS LEADERS

RANK	PLAYER	TEAM	POS	PUNTS	YARDS	LONG	AVG	TB	BLK	DWN	OB	RETURNS		IN20	NET AVG
												TOT	YDS		
1	Mann	PHI	P	10	519	70	51.9	1	1	1	1	4	27	2	42.9
2	Anger	DAL	P	15	766	62	51.1	1	0	0	1	8	123	4	41.5
3	Gillikin	ARI	P	14	696	63	49.7	0	0	1	2	7	75	3	44.4
4	Dickson	SEA	P	21	1031	61	49.1	4	0	0	2	11	127	5	39.2
5	Fox	DET	P	14	684	68	48.9	3	0	2	1	3	1	8	44.5
6	Evans	LAR	P	14	679	67	48.5	0	0	3	2	7	73	7	43.3
7	Pinion	ATL	P	13	628	65	48.3	1	0	1	0	8	85	3	40.2
8	Gillan	NYG	P	20	955	67	47.8	2	0	3	3	8	69	9	42.3
9	*T. Taylor	CHI	P	24	1136	66	47.3	2	0	3	4	11	97	10	41.6
10	R. Wright	MIN	P	20	922	58	46.1	2	0	3	3	8	37	11	42.3
11	Whelan	GB	P	18	823	74	45.7	2	0	1	3	5	34	7	41.6
12	Hekker	CAR	P	22	987	65	44.9	2	0	5	2	8	84	6	39.2
13	*Hayball	NO	P	14	603	53	43.1	0	0	2	3	5	38	8	40.4

# 2024 NATIONAL FOOTBALL LEAGUE

## NFC NET PUNTING YARDS LEADERS

RANK	PLAYER	TEAM	POS	PUNTS	YARDS	LONG	AVG	TB	BLK	DWN	OB	RETURNS		IN20	NET AVG
												TOT	YDS		
1	Fox	DET	P	14	684	68	48.9	3	0	2	1	3	1	8	44.5
2	Gillikin	ARI	P	14	696	63	49.7	0	0	1	2	7	75	3	44.4
3	Evans	LAR	P	14	679	67	48.5	0	0	3	2	7	73	7	43.3
4	Mann	PHI	P	10	519	70	51.9	1	1	1	1	4	27	2	42.9
5	Gillan	NYG	P	20	955	67	47.8	2	0	3	3	8	69	9	42.3
6	R. Wright	MIN	P	20	922	58	46.1	2	0	3	3	8	37	11	42.3
7	*T. Taylor	CHI	P	24	1136	66	47.3	2	0	3	4	11	97	10	41.6
8	Whelan	GB	P	18	823	74	45.7	2	0	1	3	5	34	7	41.6
9	Anger	DAL	P	15	766	62	51.1	1	0	0	1	8	123	4	41.5
10	*Hayball	NO	P	14	603	53	43.1	0	0	2	3	5	38	8	40.4
11	Pinion	ATL	P	13	628	65	48.3	1	0	1	0	8	85	3	40.2
12	Dickson	SEA	P	21	1031	61	49.1	4	0	0	2	11	127	5	39.2
13	Hekker	CAR	P	22	987	65	44.9	2	0	5	2	8	84	6	39.2

# 2024 NATIONAL FOOTBALL LEAGUE

---

## NFC PUNT RETURN LEADERS

RANK	PLAYER	TEAM	POS	RET	FC	YDS	AVG	LONG	TD
1	Shaheed	NO	WR	7	2	87	12.4	47	0
2	Blackshear	CAR	RB	9	1	82	9.1	16	0
3	Carter	CHI	WR	10	4	91	9.1	20	0
4	Raymond	DET	WR	11	3	96	8.7	17	0
5	*D. Williams	SEA	CB	8	10	65	8.1	23	0
6	*Cowing	SF	WR	6	1	32	5.3	9	0
7	Powell	MIN	WR	7	4	36	5.1	10	0

# 2024 NATIONAL FOOTBALL LEAGUE

---

## NFC KICKOFF RETURN LEADERS

RANK	PLAYER	TEAM	POS	RET	YDS	AVG	LONG	TD
1	Dallas	ARI	RB	8	276	34.5	96t	1
2	Carter	CHI	WR	6	200	33.3	67	0
3	Ekeler	WAS	RB	6	191	31.8	62	0
4	Blackshear	CAR	RB	15	411	27.4	43	0
5	Shenault	SEA	WR	7	180	25.7	32	0
6	Gray	NYG	RB	12	300	25.0	31	0
7	J. Thomas	DAL	DB	6	144	24.0	33	0

# 2024 NATIONAL FOOTBALL LEAGUE

## NFC INTERCEPTION LEADERS

RANK	PLAYER	TEAM	POS	INT	YARDS	AVG	LONG	TD
1	McKinney	GB	SAF	5	63	12.6	28	0
2	K. Joseph	DET	SAF	3	0	0.0	0	0
3t	Adebo	NO	CB	2	48	24.0	47	0
3t	Alexander	GB	CB	2	52	26.0	35t	1
3t	Blankenship	PHI	SAF	2	1	0.5	1	0
3t	Bynum	MIN	SS	2	3	1.5	3	0
3t	Grugier-Hill	MIN	OLB	2	5	2.5	5	0
3t	J. Johnson	CHI	CB	2	11	5.5	9	0
3t	Mathieu	NO	FS	2	23	11.5	23	0
3t	Van Ginkel	MIN	OLB	2	73	36.5	63t	2
3t	Warner	SF	MLB	2	70	35.0	45t	1
12t	Andersen	ATL	LB	1	47	47.0	47t	1
12t	Bates	ATL	SS	1	0	0.0	0	0
12t	Bosa	SF	DE	1	30	30.0	30	0
12t	Branch	DET	SAF	1	1	1.0	1	0
12t	Brisker	CHI	SAF	1	0	0.0	0	0
12t	Byard	CHI	FS	1	0	0.0	0	0
12t	David	TB	OLB	1	7	7.0	7	0
12t	Diggs	DAL	CB	1	1	1.0	1	0
12t	Edmunds	CHI	MLB	1	0	0.0	0	0
12t	Flannigan-Fowles	SF	LB	1	0	0.0	0	0
12t	Gardeck	ARI	LB	1	10	10.0	10	0
12t	Gilmore	MIN	CB	1	0	0.0	0	0
12t	Griffin	MIN	CB	1	28	28.0	28	0
12t	Harris	NO	DB	1	7	7.0	7	0
12t	Horn	CAR	CB	1	0	0.0	0	0
12t	Howden	NO	SAF	1	-5	-5.0	-5	0
12t	Izien	TB	DB	1	17	17.0	17	0
12t	M. Jackson	CAR	CB	1	1	1.0	1	0
12t	J. Johnson	LAR	SS	1	0	0.0	0	0
12t	Kendricks	DAL	MLB	1	8	8.0	8	0
12t	Love	SEA	FS	1	0	0.0	0	0
12t	*McCullough	LAR	DB	1	4	4.0	4t	1
12t	McCollum	TB	CB	1	4	4.0	4	0
12t	Metellus	MIN	SAF	1	12	12.0	12	0
12t	*Muasau	NYG	LB	1	1	1.0	1	0
12t	B. Murphy	MIN	CB	1	0	0.0	0	0
12t	Oruwariye	DAL	CB	1	0	0.0	0	0
12t	Saunders	NO	DT	1	37	37.0	37	0
12t	Simmons	ATL	FS	1	0	0.0	0	0
12t	Smith	MIN	FS	1	0	0.0	0	0
12t	Stevenson	CHI	CB	1	43	43.0	43t	1
12t	White	ARI	OLB	1	0	0.0	0	0
12t	*Williams	GB	SAF	1	1	1.0	1	0
12t	G. Williams	ARI	CB	1	0	0.0	0	0
12t	Wilson	DAL	DB	1	0	0.0	0	0
12t	Er. Wilson	GB	LB	1	0	0.0	0	0
12t	Ma. Wilson	ARI	LB	1	0	0.0	0	0
12t	Woods	CAR	FS	1	33	33.0	33	0
12t	Woolen	SEA	CB	1	4	4.0	4	0

# 2024 NATIONAL FOOTBALL LEAGUE

## NFC SACK LEADERS

RANK	PLAYER	TEAM	POS	SACKS
1	Hutchinson	DET	DE	6.5
2	Lawrence	NYG	DT	6.0
3t	D. Hall	SEA	LB	5.0
3t	P. Jones	MIN	LB	5.0
5t	Bresee	NO	DT	4.0
5t	Dexter	CHI	DT	4.0
5t	Greenard	MIN	LB	4.0
8t	Givens	SF	DT	3.5
8t	Taylor	NO	CB	3.5
10t	Armstrong	WAS	DE	3.0
10t	Bosa	SF	DE	3.0
10t	Gardeck	ARI	LB	3.0
10t	Granderson	NO	DE	3.0
10t	L. Hall	TB	DE	3.0
10t	Lawrence	DAL	DE	3.0
10t	Luvu	WAS	LB	3.0
10t	Mafe	SEA	LB	3.0
10t	Pinnock	NYG	SS	3.0
10t	Turner	LAR	DT	3.0
10t	Van Ginkel	MIN	OLB	3.0
10t	Wyatt	GB	DT	3.0
22t	Collins	SF	DT	2.5
22t	P. Smith	GB	DE	2.5
24t	J. Allen	WAS	DE	2.0
24t	Barnes	ARI	LB	2.0
24t	Baun	PHI	LB	2.0
24t	Burns	NYG	LB	2.0
24t	David	TB	OLB	2.0
24t	Davidson	NYG	DT	2.0
24t	Dodson	SEA	LB	2.0
24t	Ferrell	WAS	DE	2.0
24t	Floyd	SF	DE	2.0
24t	Jones	SEA	DE	2.0
24t	Kendricks	DAL	MLB	2.0
24t	Nelson	TB	LB	2.0
24t	Nixon	GB	DB	2.0
24t	Phillips	MIN	DT	2.0
24t	Ja. Reed	SEA	DT	2.0
24t	Sweat	CHI	DE	2.0
24t	D. Taylor	CHI	DE	2.0
24t	Thibodeaux	NYG	LB	2.0
24t	Vea	TB	DT	2.0
24t	Wagner	WAS	MLB	2.0
24t	Young	LAR	LB	2.0
45t	K. Brooks	GB	DT	1.5
45t	*Cooper	GB	LB	1.5
45t	Enagbare	GB	DE	1.5
45t	Fowler	WAS	LB	1.5
45t	Golston	DAL	DE	1.5
45t	Jarrett	ATL	DT	1.5
45t	Judon	ATL	OLB	1.5
45t	McFadden	NYG	LB	1.5
45t	Okereke	NYG	ILB	1.5
45t	Onwuzurike	DET	DT	1.5
45t	Peevy	CAR	DT	1.5

# 2024 NATIONAL FOOTBALL LEAGUE

---

## NFC SACK LEADERS

RANK	PLAYER	TEAM	POS	SACKS
45t	Q. Walker	GB	LB	1.5
45t	L. Williams	SEA	DE	1.5
45t	C. Young	NO	DE	1.5



# 2024 NATIONAL FOOTBALL LEAGUE

## NFC LEADERS IN FUMBLE RECOVERIES

RANK	PLAYER	TEAM	POS	TOTAL	OWN TEAM	OPP TEAM
1	Mason	SF	RB	3	3	0
2t	Collins	SF	DT	2	0	2
2t	Dalton	CAR	QB	2	2	0
2t	*Fiske	LAR	DT	2	0	2
2t	Gordon	CHI	CB	2	0	2
2t	Luvu	WAS	LB	2	0	2
2t	Mayfield	TB	QB	2	2	0
2t	Melton	GB	WR	2	1	1
2t	Prescott	DAL	QB	2	2	0
2t	Robinson	ATL	RB	2	2	0
2t	Tolbert	DAL	WR	2	2	0
2t	Yiadom	SF	CB	2	1	1
13t	Allegretti	WAS	OG	1	1	0
13t	Baker	SEA	OLB	1	0	1
13t	Barkley	PHI	RB	1	1	0
13t	Belton	NYG	SAF	1	1	0
13t	Bergeron	ATL	OG	1	1	0
13t	Biadasz	WAS	C	1	1	0
13t	Bosa	SF	DE	1	0	1
13t	Byard	CHI	FS	1	0	1
13t	Bynum	MIN	SS	1	0	1
13t	*Chatman	NYG	DT	1	0	1
13t	Chinn	WAS	SAF	1	0	1
13t	Collier	ARI	DE	1	0	1
13t	*Cooper	GB	LB	1	0	1
13t	Darnold	MIN	QB	1	1	0
13t	Davis	DET	CB	1	0	1
13t	Demercado	ARI	RB	1	1	0
13t	Dexter	CHI	DT	1	0	1
13t	Edwards	CHI	LB	1	0	1
13t	Elliss	ATL	LB	1	0	1
13t	Evans	TB	WR	1	1	0
13t	Franks	CAR	TE	1	0	1
13t	Froholdt	ARI	C	1	1	0
13t	Gay	NO	LB	1	0	1
13t	L. Hall	TB	DE	1	0	1
13t	Hodge	ATL	WR	1	0	1
13t	Jenkins	SEA	DB	1	0	1
13t	Jenkins	CHI	OT	1	1	0
13t	Jewell	CAR	ILB	1	0	1
13t	F. Johnson	PHI	OT	1	1	0
13t	Jones	NYG	QB	1	1	0
13t	J. Jones	ARI	DT	1	0	1
13t	Lewis	DAL	CB	1	0	1
13t	Manhertz	NYG	TE	1	1	0
13t	Mathieu	NO	FS	1	0	1
13t	McBride	ARI	TE	1	1	0
13t	McKinney	GB	SAF	1	0	1
13t	*Nubin	NYG	SAF	1	0	1
13t	Ojulari	NYG	LB	1	0	1
13t	Okereke	NYG	ILB	1	0	1
13t	Powell	MIN	WR	1	1	0
13t	Pryor	CHI	OT	1	1	0
13t	Russell	TB	ILB	1	0	1
13t	Skule	TB	OT	1	1	0

# 2024 NATIONAL FOOTBALL LEAGUE

---

## NFC LEADERS IN FUMBLE RECOVERIES

RANK	PLAYER	TEAM	POS	TOTAL	OWN TEAM	OPP TEAM
13t	G. Smith	SEA	QB	1	1	0
13t	Stille	TB-ARI	DE	1	0	1
13t	Thomas	NYG	OT	1	1	0
13t	Van Ness	GB	DE	1	0	1
13t	Ji. Ward	MIN	LB	1	0	1
13t	*Ca. Williams	CHI	QB	1	1	0
13t	Ma. Wilson	ARI	LB	1	0	1
13t	Wyatt	GB	DT	1	0	1
13t	Zaccheaus	WAS	WR	1	1	0

# 2024 NATIONAL FOOTBALL LEAGUE

## NFC LEADERS IN RECOVERIES OF FUMBLES BY OWN TEAM

RANK	PLAYER	TEAM	POS	REC	YARDS	AVG	LONG	TD
1	Mason	SF	RB	3	-2	-0.7	0t	0
2t	Dalton	CAR	QB	2	0	0.0	0t	0
2t	Mayfield	TB	QB	2	0	0.0	0t	0
2t	Prescott	DAL	QB	2	0	0.0	0t	0
2t	Robinson	ATL	RB	2	0	0.0	0t	0
2t	Tolbert	DAL	WR	2	0	0.0	0t	0
7t	Allegretti	WAS	OG	1	0	0.0	0t	0
7t	Barkley	PHI	RB	1	0	0.0	0t	0
7t	Belton	NYG	SAF	1	0	0.0	0t	0
7t	Bergeron	ATL	OG	1	0	0.0	0t	0
7t	Biadasz	WAS	C	1	0	0.0	0t	0
7t	Darnold	MIN	QB	1	0	0.0	0t	0
7t	Demercado	ARI	RB	1	0	0.0	0t	0
7t	Evans	TB	WR	1	0	0.0	0t	0
7t	Froholdt	ARI	C	1	0	0.0	0t	0
7t	Jenkins	CHI	OT	1	0	0.0	0t	0
7t	F. Johnson	PHI	OT	1	0	0.0	0t	0
7t	Jones	NYG	QB	1	0	0.0	0t	0
7t	Manhertz	NYG	TE	1	-1	-1.0	-1	0
7t	McBride	ARI	TE	1	0	0.0	0t	1
7t	Melton	GB	WR	1	0	0.0	0t	0
7t	Powell	MIN	WR	1	7	7.0	7	0
7t	Pryor	CHI	OT	1	0	0.0	0t	0
7t	Skule	TB	OT	1	0	0.0	0t	0
7t	G. Smith	SEA	QB	1	0	0.0	0t	0
7t	Thomas	NYG	OT	1	0	0.0	0t	0
7t	*Ca. Williams	CHI	QB	1	0	0.0	0t	0
7t	Yiadam	SF	CB	1	0	0.0	0t	0
7t	Zaccheaus	WAS	WR	1	0	0.0	0t	0

# 2024 NATIONAL FOOTBALL LEAGUE

## NFC LEADERS IN RECOVERIES OF FUMBLES BY OPPOSING TEAM

RANK	PLAYER	TEAM	POS	REC	YARDS	AVG	LONG	TD
1t	Collins	SF	DT	2	0	0.0	0t	0
1t	*Fiske	LAR	DT	2	8	4.0	8	0
1t	Gordon	CHI	CB	2	0	0.0	0t	0
1t	Luvu	WAS	LB	2	5	2.5	5	0
5t	Baker	SEA	OLB	1	0	0.0	0t	0
5t	Bosa	SF	DE	1	0	0.0	0t	0
5t	Byard	CHI	FS	1	0	0.0	0t	0
5t	Bynum	MIN	SS	1	0	0.0	0t	0
5t	*Chatman	NYG	DT	1	0	0.0	0t	0
5t	Chinn	WAS	SAF	1	0	0.0	0t	0
5t	Collier	ARI	DE	1	0	0.0	0t	0
5t	*Cooper	GB	LB	1	4	4.0	4	0
5t	Davis	DET	CB	1	49	49.0	49	0
5t	Dexter	CHI	DT	1	0	0.0	0t	0
5t	Edwards	CHI	LB	1	0	0.0	0t	0
5t	Elliss	ATL	LB	1	0	0.0	0t	0
5t	Franks	CAR	TE	1	0	0.0	0t	0
5t	Gay	NO	LB	1	4	4.0	4	0
5t	L. Hall	TB	DE	1	0	0.0	0t	0
5t	Hodge	ATL	WR	1	0	0.0	0t	1
5t	Jenkins	SEA	DB	1	102	102.0	102t	1
5t	Jewell	CAR	ILB	1	0	0.0	0t	0
5t	J. Jones	ARI	DT	1	0	0.0	0t	0
5t	Lewis	DAL	CB	1	0	0.0	0t	0
5t	Mathieu	NO	FS	1	0	0.0	0t	0
5t	McKinney	GB	SAF	1	7	7.0	7	0
5t	Melton	GB	WR	1	0	0.0	0t	0
5t	*Nubin	NYG	SAF	1	2	2.0	2	0
5t	Ojulari	NYG	LB	1	0	0.0	0t	0
5t	Okereke	NYG	ILB	1	1	1.0	1	0
5t	Russell	TB	ILB	1	0	0.0	0t	0
5t	Stille	TB-ARI	DE	1	0	0.0	0t	0
5t	Van Ness	GB	DE	1	0	0.0	0t	0
5t	Ji. Ward	MIN	LB	1	2	2.0	2	0
5t	Ma. Wilson	ARI	LB	1	0	0.0	0t	0
5t	Wyatt	GB	DT	1	0	0.0	0t	0
5t	Yiadam	SF	CB	1	0	0.0	0t	0

# 2024 NATIONAL FOOTBALL LEAGUE

## NFL LEADING PASSERS

RANK	PLAYER	TEAM	ATT	COMP	COMP%	YDS	YPA	TD	TD%	LONG	INT	INT%	RATING
1	Burrow	CIN	173	125	72.3%	1370	7.92	12	6.9%	70t	2	1.2%	113.6
2	Mayfield	TB	153	110	71.9%	1164	7.61	11	7.2%	41t	2	1.3%	112.2
3	L. Jackson	BAL	150	98	65.3%	1206	8.04	9	6.0%	56	1	0.7%	107.3
4	*Daniels	WAS	131	101	77.1%	1135	8.66	4	3.1%	66	2	1.5%	106.3
5	Darnold	MIN	137	87	63.5%	1111	8.11	11	8.0%	97t	4	2.9%	103.4
6	Allen	BUF	131	79	60.3%	945	7.21	8	6.1%	52	0	0.0%	102.8
7	Carr	NO	128	90	70.3%	989	7.73	8	6.3%	70t	4	3.1%	100.7
8	K. Murray	ARI	138	94	68.1%	972	7.04	7	5.1%	60t	2	1.4%	99.1
9	Stroud	HOU	177	122	68.9%	1385	7.82	7	4.0%	67t	3	1.7%	98.2
10	Fields	PIT	136	92	67.6%	961	7.07	5	3.7%	55t	1	0.7%	97.1
11	Herbert	LAC	91	59	64.8%	578	6.35	5	5.5%	37	1	1.1%	96.3
12	Purdy	SF	157	103	65.6%	1374	8.75	6	3.8%	53	4	2.5%	95.3
13	Goff	DET	124	88	71.0%	1015	8.19	5	4.0%	70t	4	3.2%	95.3
14	Cousins	ATL	177	119	67.2%	1373	7.76	8	4.5%	50	5	2.8%	93.7
15	Prescott	DAL	191	125	65.4%	1424	7.46	8	4.2%	65t	4	2.1%	92.9
16	G. Smith	SEA	199	143	71.9%	1466	7.37	5	2.5%	71t	4	2.0%	92.7
17	Dalton	CAR	106	69	65.1%	675	6.37	5	4.7%	39	2	1.9%	90.7
18	Mahomes	KC	160	111	69.4%	1235	7.72	6	3.8%	54t	6	3.8%	88.9
19	Lawrence	JAX	156	93	59.6%	1100	7.05	6	3.8%	85t	2	1.3%	88.6
20	Stafford	LAR	175	118	67.4%	1238	7.07	3	1.7%	63	3	1.7%	86.3
21	Jones	NYG	178	114	64.0%	1138	6.39	6	3.4%	41	3	1.7%	86.3
22	Love	GB	114	64	56.1%	873	7.66	8	7.0%	70t	5	4.4%	85.9
23	Minschew	LV	140	99	70.7%	1014	7.24	4	2.9%	57t	5	3.6%	85.8
24	Hurts	PHI	132	90	68.2%	930	7.05	4	3.0%	67t	4	3.0%	85.7
25	Rodgers	NYJ	182	111	61.0%	1093	6.01	7	3.8%	36t	4	2.2%	81.6
26	*Ca. Williams	CHI	170	107	62.9%	1091	6.42	5	2.9%	47	4	2.4%	81.3
27	D. Watson	CLE	176	106	60.2%	852	4.84	5	2.8%	30	3	1.7%	74.8
28	Brissett	NE	135	79	58.5%	696	5.16	2	1.5%	50	1	0.7%	74.2
29	Levis	TEN	98	67	68.4%	604	6.16	4	4.1%	40t	6	6.1%	72.8
30	*Nix	DEN	165	102	61.8%	866	5.25	3	1.8%	49	4	2.4%	71.4

# 2024 NATIONAL FOOTBALL LEAGUE

## NFL LEADING PASSERS, RANKS

PLAYER	TEAM	ATT	COMP	COMP%	YDS	YPA	TD	TD%	INT	INT%	RATING
Burrow	CIN	9	2t	2	6	6	1	4	6t	6	1
Mayfield	TB	15	10	3	10	12	2t	2	6t	8	2
L. Jackson	BAL	16	17	18	9	5	4	7	2t	2	3
*Daniels	WAS	23t	15	1	12	2	25t	22	6t	10	4
Darnold	MIN	19	24	22	13	4	2t	1	16t	23	5
Allen	BUF	23t	25t	26	22	16	5t	6	1	1	6
Carr	NO	25	21t	7	19	9	5t	5	16t	25	7
K. Murray	ARI	18	18	12	20	21	10t	9	6t	9	8
Stroud	HOU	5t	4	9	3	7	10t	15	12t	12	9
Fields	PIT	20	20	13	21	18	17t	20	2t	3	10
Herbert	LAC	30	30	20	31	25	17t	8	2t	5	11
Purdy	SF	13	13	16	4	1	13t	18	16t	21	12
Goff	DET	26	23	5	17	3	17t	14	16t	26	13
Cousins	ATL	5t	5	15	5	8	5t	11	26t	22	14
Prescott	DAL	2	2t	17	2	13	5t	12	16t	17	15
G. Smith	SEA	1	1	4	1	14	17t	27	16t	16	16
Dalton	CAR	28	27	19	28	24	17t	10	6t	15	17
Mahomes	KC	12	8t	8	8	10	13t	19	29t	28	18
Lawrence	JAX	14	19	28	14	19	13t	16t	6t	7	19
Stafford	LAR	8	6	14	7	17	29t	29	12t	14	20
Jones	NYG	4	7	21	11	23	13t	21	12t	11	21
Love	GB	27	29	30	24	11	5t	3	26t	29	22
Minshew	LV	17	16	6	18	15	25t	25	26t	27	23
Hurts	PHI	22	21t	11	23	20	25t	23	16t	24	24
Rodgers	NYJ	3	8t	25	15	27	10t	16t	16t	18	25
*Ca. Williams	CHI	10	11	23	16	22	17t	24	16t	19	26
D. Watson	CLE	7	12	27	26	30	17t	26	12t	13	27
Brissett	NE	21	25t	29	27	29	32t	30	2t	4	28
Levis	TEN	29	28	10	30	26	25t	13	29t	30	29
*Nix	DEN	11	14	24	25	28	29t	28	16t	20	30

# 2024 NATIONAL FOOTBALL LEAGUE

## NFL FOURTH-QUARTER PASSING LEADERS

RANK	PLAYER	TEAM	ATT	COMP	COMP%	YDS	YPA	TD	TD%	INT	INT%	RATING
1	Flacco	IND	15	10	66.7%	221	14.73	3	20.0%	0	0.0%	149.3
2	*Daniels	WAS	35	31	88.6%	348	9.94	2	5.7%	0	0.0%	127.1
3	Mahomes	KC	22	16	72.7%	235	10.68	1	4.5%	0	0.0%	122.3
4	Love	GB	31	20	64.5%	280	9.03	3	9.7%	1	3.2%	112.3
5	Fields	PIT	34	20	58.8%	246	7.24	3	8.8%	0	0.0%	110.7
6	Mayfield	TB	35	26	74.3%	227	6.49	2	5.7%	0	0.0%	110.1
7	Burrow	CIN	38	27	71.1%	352	9.26	3	7.9%	2	5.3%	104.3
8	L. Jackson	BAL	46	27	58.7%	326	7.09	3	6.5%	0	0.0%	102.3
9	Stafford	LAR	48	34	70.8%	375	7.81	2	4.2%	1	2.1%	98.9
10	G. Smith	SEA	58	40	69.0%	385	6.64	2	3.4%	1	1.7%	91.5
11	Minshew	LV	42	30	71.4%	335	7.98	2	4.8%	2	4.8%	90.9
12	*Ca. Williams	CHI	44	29	65.9%	261	5.93	2	4.5%	1	2.3%	87.4
13	K. Murray	ARI	43	27	62.8%	259	6.02	1	2.3%	0	0.0%	87.3
14	Stroud	HOU	45	32	71.1%	311	6.91	2	4.4%	2	4.4%	86.4
15	Purdy	SF	37	30	81.1%	373	10.08	0	0.0%	2	5.4%	86.1
16	Prescott	DAL	56	31	55.4%	355	6.34	4	7.1%	2	3.6%	83.6
17	D. Watson	CLE	49	31	63.3%	251	5.12	2	4.1%	1	2.0%	81.3
18	Herbert	LAC	16	8	50.0%	60	3.75	1	6.3%	0	0.0%	80.2
19	Lawrence	JAX	38	20	52.6%	230	6.05	1	2.6%	0	0.0%	79.9
20	Thompson	MIA	13	8	61.5%	80	6.15	0	0.0%	0	0.0%	79.0
21	Mills	HOU	12	7	58.3%	79	6.58	0	0.0%	0	0.0%	78.1
22	Carr	NO	33	20	60.6%	217	6.58	2	6.1%	2	6.1%	74.9
23	Brissett	NE	35	19	54.3%	218	6.23	0	0.0%	0	0.0%	73.3
24	O'Connell	LV	30	18	60.0%	172	5.73	1	3.3%	1	3.3%	73.2
25	Cousins	ATL	54	32	59.3%	303	5.61	2	3.7%	2	3.7%	71.8
26	Darnold	MIN	32	17	53.1%	203	6.34	1	3.1%	1	3.1%	70.2
27	Rodgers	NYJ	50	29	58.0%	249	4.98	1	2.0%	1	2.0%	69.5
28	*Nix	DEN	40	26	65.0%	239	5.98	1	2.5%	2	5.0%	68.6
29	Young	CAR	30	16	53.3%	156	5.20	0	0.0%	0	0.0%	68.2
30	Goff	DET	39	24	61.5%	258	6.62	1	2.6%	2	5.1%	68.1
31	Hurts	PHI	40	27	67.5%	279	6.98	0	0.0%	2	5.0%	66.6
32	Richardson	IND	27	11	40.7%	219	8.11	2	7.4%	2	7.4%	63.7
33	Dalton	CAR	21	10	47.6%	68	3.24	0	0.0%	0	0.0%	55.3
34	Jones	NYG	53	26	49.1%	176	3.32	1	1.9%	2	3.8%	47.4
35	Allen	BUF	21	6	28.6%	89	4.24	0	0.0%	0	0.0%	44.7
36	Levis	TEN	31	20	64.5%	136	4.39	0	0.0%	3	9.7%	34.5

# 2024 NATIONAL FOOTBALL LEAGUE

## NFL THIRD-DOWN PASSING LEADERS

RANK	PLAYER	TEAM	ATT	COMP	COMP%	YDS	YPA	TD	TD%	INT	INT%	RATING
1	Burrow	CIN	39	27	69.2%	345	8.85	5	12.8%	1	2.6%	125.5
2	Cousins	ATL	42	29	69.0%	312	7.43	3	7.1%	0	0.0%	114.4
3	*Daniels	WAS	37	27	73.0%	377	10.19	2	5.4%	1	2.7%	112.1
4	Prescott	DAL	44	29	65.9%	407	9.25	2	4.5%	0	0.0%	110.7
5	K. Murray	ARI	31	21	67.7%	220	7.10	2	6.5%	0	0.0%	109.6
6	Goff	DET	30	17	56.7%	189	6.30	3	10.0%	0	0.0%	108.9
7	Stroud	HOU	52	37	71.2%	501	9.63	2	3.8%	1	1.9%	106.3
8	Herbert	LAC	29	17	58.6%	142	4.90	3	10.3%	0	0.0%	105.8
9	Purdy	SF	39	23	59.0%	266	6.82	3	7.7%	0	0.0%	105.3
10	Carr	NO	29	20	69.0%	214	7.38	1	3.4%	0	0.0%	101.8
11	Mahomes	KC	36	22	61.1%	256	7.11	2	5.6%	0	0.0%	101.2
12	Fields	PIT	40	24	60.0%	286	7.15	2	5.0%	0	0.0%	98.5
13	Allen	BUF	40	19	47.5%	285	7.13	3	7.5%	0	0.0%	96.4
14	Jones	NYG	53	34	64.2%	358	6.75	3	5.7%	1	1.9%	94.7
15	L. Jackson	BAL	35	20	57.1%	244	6.97	1	2.9%	0	0.0%	88.3
16	Darnold	MIN	42	23	54.8%	263	6.26	3	7.1%	1	2.4%	87.7
17	Lawrence	JAX	40	17	42.5%	204	5.10	3	7.5%	0	0.0%	83.8
18	Mayfield	TB	39	23	59.0%	253	6.49	3	7.7%	2	5.1%	82.5
19	Dalton	CAR	28	18	64.3%	184	6.57	1	3.6%	1	3.6%	80.1
20	D. Watson	CLE	36	22	61.1%	192	5.33	0	0.0%	0	0.0%	75.2
21	Rodgers	NYJ	51	31	60.8%	406	7.96	2	3.9%	3	5.9%	74.5
22	*Nix	DEN	52	27	51.9%	250	4.81	2	3.8%	1	1.9%	70.2
23	Stafford	LAR	36	21	58.3%	205	5.69	0	0.0%	1	2.8%	62.8
24	G. Smith	SEA	43	28	65.1%	260	6.05	0	0.0%	2	4.7%	62.2
25	*Ca. Williams	CHI	42	23	54.8%	230	5.48	1	2.4%	2	4.8%	58.6
26	Love	GB	25	10	40.0%	167	6.68	2	8.0%	2	8.0%	56.6
27	Brissett	NE	46	24	52.2%	188	4.09	0	0.0%	1	2.2%	53.5
28	Minschew	LV	34	21	61.8%	192	5.65	0	0.0%	2	5.9%	52.6
29	Hurts	PHI	31	19	61.3%	249	8.03	0	0.0%	3	9.7%	47.0
30	Levis	TEN	19	11	57.9%	124	6.53	0	0.0%	2	10.5%	37.9



# 2024 NATIONAL FOOTBALL LEAGUE

## NFL LEADING RUSHERS

RANK	PLAYER	TEAM	ATT	YDS	AVG	LONG	TD
1	Henry	BAL	95	572	6.0	87t	6
2	Mason	SF	105	536	5.1	34	3
3	Barkley	PHI	73	435	6.0	65t	4
4	Jacobs	GB	90	402	4.5	34	1
5	Hubbard	CAR	68	393	5.8	38t	2
6	Kamara	NO	91	388	4.3	17	5
7	Conner	ARI	83	379	4.6	22	3
8	L. Jackson (QB)	BAL	53	363	6.8	25	2
9	K. Williams	LAR	95	360	3.8	30	6
10	Stevenson	NE	77	356	4.6	33t	3
11	A. Jones	MIN	71	350	4.9	39	1
12	Taylor	IND	72	349	4.8	29t	4
13	Dobbins	LAC	56	342	6.1	61	2
14	Robinson	WAS	73	325	4.5	40	5
15	Cook	BUF	70	309	4.4	49t	4
16	*Daniels (QB)	WAS	57	300	5.3	34	4
17t	Gibbs	DET	54	285	5.3	24	3
17t	Robinson	ATL	67	285	4.3	28	1
19	Bigsby	JAX	34	273	8.0	65t	2
20	Montgomery	DET	63	271	4.3	21	4
21	Harris	PIT	82	270	3.3	21	0
22	J. Ford	CLE	48	250	5.2	36	1
23t	*Irving	TB	44	247	5.6	32	1
23t	K. Murray (QB)	ARI	23	247	10.7	50t	1
25	Pollard	TEN	61	246	4.0	41	2
26	Swift	CHI	74	234	3.2	36t	2
27	Etienne	JAX	53	231	4.4	22	2
28	C. Brown	CIN	41	230	5.6	20	2
29t	Dowdle	DAL	54	221	4.1	13	0
29t	Singleton	NYG	56	221	3.9	43	2
31	Moss	CIN	57	211	3.7	16	2
32	Gibson	NE	35	207	5.9	45	0
33	Walker	SEA	37	202	5.5	28	4
34	Hall	NYJ	65	197	3.0	30	2
35	Williams	DEN	53	190	3.6	17	0
36	White	TB	51	187	3.7	56	0
37	Mixon	HOU	39	184	4.7	16	1
38	Achane	MIA	56	183	3.3	17	1
39	Allgeier	ATL	33	178	5.4	15	0
40	Fields (QB)	PIT	44	172	3.9	16	3
41	Hunt	KC	41	171	4.2	10	1
42	Charbonnet	SEA	44	167	3.8	13	3
43	Hurts (QB)	PHI	42	163	3.9	23	2
44	Allen (QB)	BUF	26	160	6.2	19	2
45	*Tracy	NYG	30	158	5.3	27	0
46	Em. Wilson	GB	35	156	4.5	18	0
47	White	LV	49	152	3.1	17	0
48	Ekeler	WAS	19	150	7.9	50	1
49	Akers	HOU	38	148	3.9	15t	1
50	Chandler	MIN	42	147	3.5	25	0

# 2024 NATIONAL FOOTBALL LEAGUE

## NFL THIRD-AND-ONE RUSHING LEADERS

RANK	PLAYER	TEAM	ATT	FD	PCT
1t	K. Williams	LAR	6	6	100.0%
1t	*Daniels (QB)	WAS	4	4	100.0%
1t	Levis (QB)	TEN	4	4	100.0%
1t	*Allen	NYJ	3	3	100.0%
1t	Burrow (QB)	CIN	3	3	100.0%
1t	Darnold (QB)	MIN	3	3	100.0%
1t	Fields (QB)	PIT	3	3	100.0%
1t	Hill	BAL	3	3	100.0%
1t	Achane	MIA	2	2	100.0%
1t	Charbonnet	SEA	2	2	100.0%
1t	Dowdle	DAL	2	2	100.0%
1t	Elliott	DAL	2	2	100.0%
1t	Gibbs	DET	2	2	100.0%
1t	Jones (QB)	NYG	2	2	100.0%
1t	Luepke	DAL	2	2	100.0%
1t	Herbert (QB)	LAC	1	1	100.0%
1t	Spears	TEN	1	1	100.0%
18	Henry	BAL	6	5	83.3%
19	Robinson	WAS	5	4	80.0%
20t	Dobbins	LAC	4	3	75.0%
20t	A. Jones	MIN	4	3	75.0%
20t	Kamara	NO	4	3	75.0%
20t	Montgomery	DET	4	3	75.0%
20t	Moss	CIN	4	3	75.0%
25	Hurts (QB)	PHI	7	5	71.4%
26t	Hall	NYJ	6	4	66.7%
26t	Conner	ARI	3	2	66.7%
26t	Jacobs	GB	3	2	66.7%
26t	*Steele	KC	3	2	66.7%
30t	Ingold	MIA	5	3	60.0%
30t	Taylor	IND	5	3	60.0%
32	Edwards	LAC	2	1	50.0%

# 2024 NATIONAL FOOTBALL LEAGUE

## NFL LEADERS IN RECEPTIONS

RANK	PLAYER	TEAM	REC	YDS	AVG	LONG	TD
1	*Nabers	NYG	35	386	11.0	39	3
2	Wilson	NYJ	33	292	8.8	26	2
3t	Collins	HOU	32	567	17.7	67t	3
3t	Godwin	TB	32	386	12.1	41t	3
3t	D. London	ATL	32	354	11.1	31	3
3t	Robinson	NYG	32	230	7.2	20	2
7	Diggs	HOU	31	315	10.2	28	2
8t	Chase	CIN	29	493	17.0	70t	5
8t	Smith-Njigba	SEA	29	257	8.9	24	1
10t	Metcalf	SEA	28	421	15.0	71t	2
10t	*Bowers (TE)	LV	28	313	11.2	57t	1
12t	D. Moore	CHI	27	294	10.9	44	3
12t	St. Brown	DET	27	252	9.3	20	2
14	Jefferson	MIN	26	450	17.3	97t	4
15t	Lamb	DAL	25	378	15.1	65t	2
15t	Meyers	LV	25	273	10.9	33	1
17t	Mooney	ATL	24	330	13.8	41t	3
17t	Goedert (TE)	PHI	24	301	12.5	61	0
17t	Rice	KC	24	288	12.0	44t	2
17t	Flowers	BAL	24	269	11.2	26	1
17t	Kelce (TE)	KC	24	228	9.5	38	0
22t	Pickens	PIT	23	310	13.5	40	0
22t	McLaurin	WAS	23	303	13.2	66	2
22t	T. Hill	MIA	23	286	12.4	80t	1
22t	Evans	TB	23	276	12.0	24	5
22t	Dio. Johnson	CAR	23	262	11.4	39	2
22t	Kittle (TE)	SF	23	225	9.8	26	3
22t	Kamara (RB)	NO	23	214	9.3	57t	1
29t	*B. Thomas	JAX	22	397	18.0	85t	3
29t	Jennings	SF	22	377	17.1	45	3
29t	Olave	NO	22	275	12.5	39	1
29t	Lockett	SEA	22	274	12.5	33	0
29t	Pittman	IND	22	238	10.8	32	1
29t	Ferguson (TE)	DAL	22	229	10.4	27	0
35t	Reed	GB	21	414	19.7	70t	2
35t	Aiyuk	SF	21	314	15.0	53	0
35t	Waddle	MIA	21	258	12.3	63	0
35t	Kirk	JAX	21	257	12.2	61	1
35t	D. Smith	PHI	21	239	11.4	25	1
35t	McCloud	ATL	21	229	10.9	22	0
35t	Kmet (TE)	CHI	21	219	10.4	26	1
35t	Achane (RB)	MIA	21	186	8.9	39	1
35t	Hall (RB)	NYJ	21	148	7.0	26t	1
44t	Tolbert	DAL	20	247	12.3	48	2
44t	Lazard	NYJ	20	240	12.0	36t	4
44t	Cooper	CLE	20	208	10.4	24t	2
44t	Freiermuth (TE)	PIT	20	178	8.9	29	2
44t	McBride (TE)	ARI	20	175	8.8	22	0
44t	Downs	IND	20	173	8.7	25	1
44t	J. Ford (RB)	CLE	20	87	4.3	24	0

# 2024 NATIONAL FOOTBALL LEAGUE

## NFL RECEIVING YARDAGE LEADERS

RANK	PLAYER	TEAM	YDS	REC	AVG	LONG	TD
1	Collins	HOU	567	32	17.7	67t	3
2	Chase	CIN	493	29	17.0	70t	5
3	Jefferson	MIN	450	26	17.3	97t	4
4	Metcalf	SEA	421	28	15.0	71t	2
5	Reed	GB	414	21	19.7	70t	2
6	*B. Thomas	JAX	397	22	18.0	85t	3
7t	Godwin	TB	386	32	12.1	41t	3
7t	*Nabers	NYG	386	35	11.0	39	3
9	Lamb	DAL	378	25	15.1	65t	2
10	Jennings	SF	377	22	17.1	45	3
11	Pierce	IND	368	13	28.3	65t	3
12	D. London	ATL	354	32	11.1	31	3
13	Shaheed	NO	338	19	17.8	70t	3
14	Mooney	ATL	330	24	13.8	41t	3
15	Diggs	HOU	315	31	10.2	28	2
16	Aiyuk	SF	314	21	15.0	53	0
17	*Bowers (TE)	LV	313	28	11.2	57t	1
18	Pickens	PIT	310	23	13.5	40	0
19	McLaurin	WAS	303	23	13.2	66	2
20	Goedert (TE)	PHI	301	24	12.5	61	0
21	D. Moore	CHI	294	27	10.9	44	3
22	Wilson	NYJ	292	33	8.8	26	2
23	J. Williams	DET	289	13	22.2	70t	2
24	Rice	KC	288	24	12.0	44t	2
25	T. Hill	MIA	286	23	12.4	80t	1
26	Atwell	LAR	281	17	16.5	50	0
27	*Harrison	ARI	279	17	16.4	60t	4
28	Evans	TB	276	23	12.0	24	5
29	Olave	NO	275	22	12.5	39	1
30	Lockett	SEA	274	22	12.5	33	0
31	Meyers	LV	273	25	10.9	33	1
32	Flowers	BAL	269	24	11.2	26	1
33	Dio. Johnson	CAR	262	23	11.4	39	2
34	Waddle	MIA	258	21	12.3	63	0
35t	Kirk	JAX	257	21	12.2	61	1
35t	Smith-Njigba	SEA	257	29	8.9	24	1
37	St. Brown	DET	252	27	9.3	20	2
38	Tolbert	DAL	247	20	12.3	48	2
39	Slayton	NYG	244	18	13.6	41	1
40	Lazard	NYJ	240	20	12.0	36t	4
41	D. Smith	PHI	239	21	11.4	25	1
42	Pittman	IND	238	22	10.8	32	1
43	Samuel	SF	233	17	13.7	53	0
44t	Robinson	NYG	230	32	7.2	20	2
44t	Shakir	BUF	230	18	12.8	52	2
46t	Ferguson (TE)	DAL	229	22	10.4	27	0
46t	McCloud	ATL	229	21	10.9	22	0
48	Kelce (TE)	KC	228	24	9.5	38	0
49	Kittle (TE)	SF	225	23	9.8	26	3
50	Sutton	DEN	224	17	13.2	29	1

# 2024 NATIONAL FOOTBALL LEAGUE

## NFL THIRD-DOWN RECEIVING LEADERS

RANK	PLAYER	TEAM	REC	YDS	AVG	LONG	TD
1	Robinson	NYG	16	115	7.2	15	1
2	*Nabers	NYG	12	188	15.7	39	2
3	Collins	HOU	11	170	15.5	34	1
4t	Godwin	TB	10	129	12.9	24	0
4t	Pickens	PIT	10	127	12.7	37	0
4t	Diggs	HOU	10	106	10.6	21	1
7t	Wilson	NYJ	9	103	11.4	26	0
7t	D. London	ATL	9	102	11.3	18	2
7t	Smith-Njigba	SEA	9	97	10.8	24	0
10t	Ogunbowale (RB)	HOU	8	115	14.4	31	0
10t	Kittle (TE)	SF	8	88	11.0	15	1
10t	Parkinson (TE)	LAR	8	74	9.3	15	0
10t	Kmet (TE)	CHI	8	70	8.8	25	0
10t	Tucker	LV	8	67	8.4	14	0
15t	McLaurin	WAS	7	127	18.1	66	2
15t	Kelce (TE)	KC	7	101	14.4	38	0
15t	Olave	NO	7	86	12.3	16	0
15t	Higgins	CIN	7	82	11.7	17	2
15t	Hill (RB)	BAL	7	78	11.1	18	0
15t	St. Brown	DET	7	77	11.0	18	2
15t	Downs	IND	7	74	10.6	25	1
15t	Dortch	ARI	7	66	9.4	14	0
15t	Henry (TE)	NE	7	66	9.4	17	0
15t	Douglas	NE	7	52	7.4	19	0
25t	Goedert (TE)	PHI	6	150	25.0	61	0
25t	Shakir	BUF	6	133	22.2	52	1
25t	Chase	CIN	6	113	18.8	63t	1
25t	Lazard	NYJ	6	102	17.0	36t	2
25t	Aiyuk	SF	6	83	13.8	17	0
25t	Waddle	MIA	6	78	13.0	21	0
25t	Jennings	SF	6	72	12.0	31t	2
25t	Johnston	LAC	6	70	11.7	29t	2
25t	Jefferson	MIN	6	64	10.7	16	1
25t	Cooks	DAL	6	62	10.3	21t	1
25t	Moore	CLE	6	59	9.8	22	0
25t	Charbonnet (RB)	SEA	6	43	7.2	16	0
37t	Reed	GB	5	111	22.2	70t	1
37t	Dio. Johnson	CAR	5	107	21.4	39	1
37t	Sutton	DEN	5	104	20.8	29	1
37t	Conklin (TE)	NYJ	5	94	18.8	25	0
37t	Kirk	JAX	5	67	13.4	30	1
37t	Mooney	ATL	5	59	11.8	24t	1
37t	Schultz (TE)	HOU	5	59	11.8	18	0
37t	Meyers	LV	5	58	11.6	21	0
37t	D. Moore	CHI	5	55	11.0	19	1
37t	Ferguson (TE)	DAL	5	53	10.6	24	0
37t	Strange (TE)	JAX	5	51	10.2	26	1
37t	Freiermuth (TE)	PIT	5	50	10.0	15	1
37t	Gesicki (TE)	CIN	5	42	8.4	12	0
37t	LaPorta (TE)	DET	5	42	8.4	13	0
37t	Cooper	CLE	5	40	8.0	13	0
37t	Williams (RB)	DEN	5	39	7.8	14	0
37t	Slayton	NYG	5	37	7.4	9	0
37t	Mundt (TE)	MIN	5	34	6.8	11	1
37t	Mi. Wilson	ARI	5	31	6.2	10	1

# 2024 NATIONAL FOOTBALL LEAGUE

## NFL LEADING SCORERS (NON-KICKING)

RANK	PLAYER	TEAM	POS	TOUCHDOWNS				X2	PTS
				TOTAL	RUSH	REC	RET		
1t	Henry	BAL	RB	7	6	1	0	0	42
1t	K. Williams	LAR	RB	7	6	1	0	0	42
3	Kamara	NO	RB	6	5	1	0	0	36
4	Barkley	PHI	RB	5	4	1	0	2	34
5t	Chase	CIN	WR	5	0	5	0	0	30
5t	Cook	BUF	RB	5	4	1	0	0	30
5t	Evans	TB	WR	5	0	5	0	0	30
5t	Robinson	WAS	RB	5	5	0	0	0	30
9t	Charbonnet	SEA	RB	4	3	1	0	0	24
9t	*Daniels	WAS	QB	4	4	0	0	0	24
9t	Gibbs	DET	RB	4	3	1	0	0	24
9t	*Harrison	ARI	WR	4	0	4	0	0	24
9t	Jefferson	MIN	WR	4	0	4	0	0	24
9t	Lazard	NYJ	WR	4	0	4	0	0	24
9t	Montgomery	DET	RB	4	4	0	0	0	24
9t	Taylor	IND	RB	4	4	0	0	0	24
9t	Walker	SEA	RB	4	4	0	0	0	24
9t	*Worthy	KC	WR	4	2	2	0	0	24
19	Conner	ARI	RB	3	3	0	0	2	22
20t	C. Brown	CIN	RB	3	2	1	0	1	20
20t	Kraft	GB	TE	3	0	3	0	1	20
20t	Mattison	LV	RB	3	2	1	0	1	20
23t	Collins	HOU	WR	3	0	3	0	0	18
23t	Diggs	HOU	WR	3	1	2	0	0	18
23t	Fields	PIT	QB	3	3	0	0	0	18
23t	Godwin	TB	WR	3	0	3	0	0	18
23t	Hall	NYJ	RB	3	2	1	0	0	18
23t	Hubbard	CAR	RB	3	2	1	0	0	18
23t	Iosivas	CIN	WR	3	0	3	0	0	18
23t	Jennings	SF	WR	3	0	3	0	0	18
23t	R. Johnson	CHI	RB	3	3	0	0	0	18
23t	Johnston	LAC	WR	3	0	3	0	0	18
23t	Kittle	SF	TE	3	0	3	0	0	18
23t	Likely	BAL	TE	3	0	3	0	0	18
23t	D. London	ATL	WR	3	0	3	0	0	18
23t	Mason	SF	RB	3	3	0	0	0	18
23t	McNichols	WAS	RB	3	3	0	0	0	18
23t	Mooney	ATL	WR	3	0	3	0	0	18
23t	D. Moore	CHI	WR	3	0	3	0	0	18
23t	Moss	CIN	RB	3	2	1	0	0	18
23t	*Nabers	NYG	WR	3	0	3	0	0	18
23t	Nailor	MIN	WR	3	0	3	0	0	18
23t	*Nix	DEN	QB	3	3	0	0	0	18
23t	Pierce	IND	WR	3	0	3	0	0	18
23t	Reed	GB	WR	3	1	2	0	0	18
23t	Shaheed	NO	WR	3	0	3	0	0	18

# 2024 NATIONAL FOOTBALL LEAGUE

---

## NFL LEADING SCORERS (NON-KICKING)

RANK	PLAYER	TEAM	POS	TOUCHDOWNS				X2	PTS
				TOTAL	RUSH	REC	RET		
23t	Stevenson	NE	RB	3	3	0	0	0	18
23t	*B. Thomas	JAX	WR	3	0	3	0	0	18
23t	Wicks	GB	WR	3	0	3	0	0	18
50t	Ridley	TEN	WR	2	1	1	0	0	14
50t	Swift	CHI	RB	2	2	0	0	1	14

# 2024 NATIONAL FOOTBALL LEAGUE

## NFL LEADING SCORERS (KICKING)

RANK	PLAYER	TEAM	PAT	FG	FG%	LONG	PTS
1t	Aubrey	DAL	9/9	14/16	87.5%	65	51
1t	Moody	SF	12/12	13/14	92.9%	53	51
3	Seibert	WAS	13/13	12/12	100.0%	45	49
4	Butker	KC	10/11	12/14	85.7%	53	46
5	Koo	ATL	9/9	12/14	85.7%	58	45
6t	Boswell	PIT	8/8	12/13	92.3%	57	44
6t	Lutz	DEN	8/8	12/13	92.3%	51	44
8t	McLaughlin	TB	13/14	10/10	100.0%	56	43
8t	*Reichard	MIN	16/16	9/9	100.0%	58	43
10t	Fairbairn	HOU	9/9	11/12	91.7%	59	42
10t	*Narveson	GB	12/12	10/14	71.4%	47	42
12t	Bass	BUF	16/17	8/10	80.0%	50	40
12t	McPherson	CIN	13/14	9/11	81.8%	56	40
14	Tucker	BAL	18/18	7/10	70.0%	56	39
15	Grupe	NO	14/16	8/8	100.0%	57	38
16	*C. Little	JAX	10/10	9/10	90.0%	53	37
17	Myers	SEA	12/12	8/11	72.7%	56	36
18	*Karty	LAR	7/8	9/10	90.0%	52	34
19	Santos	CHI	9/10	8/9	88.9%	54	33
20t	Carlson	LV	8/8	8/10	80.0%	53	32
20t	Slye	NE	5/5	9/11	81.8%	63	32
22	Sanders	MIA	3/3	9/12	75.0%	56	30
23t	Folk	TEN	8/8	7/7	100.0%	53	29
23t	Joseph	DET-NYG	5/5	8/9	88.9%	52	29
23t	Pineiro	CAR	8/8	7/8	87.5%	48	29
26	Prater	ARI	10/10	6/6	100.0%	57	28
27t	Hopkins	CLE	6/7	7/8	87.5%	56	27
27t	Zuerlein	NYJ	9/9	6/8	75.0%	40	27
29t	Bates	DET	11/12	5/5	100.0%	35	26
29t	Dicker	LAC	5/6	7/8	87.5%	53	26
29t	Gay	IND	11/11	5/7	71.4%	37	26
32	Elliott	PHI	8/8	4/5	80.0%	38	20
33	Ryland	ARI	1/1	3/4	75.0%	42	10
34	Gano	NYG	0/0	2/2	100.0%	50	6
35t	*Shrader	IND	3/3	0/0	---	---	3
35t	Wishnowsky	SF	0/0	1/1	100.0%	26	3
37	York	WAS	2/2	0/2	0.0%	---	2
38	Gillan	NYG	0/1	0/0	---	---	0



# 2024 NATIONAL FOOTBALL LEAGUE

## NFL TOUCHBACKS ON KICKOFFS

RANK	PLAYER	TEAM	TB
1	McPherson	CIN	25
2t	Bass	BUF	24
2t	Evans	LAR	24
2t	Reichard	MIN	24
5t	Moody	SF	23
5t	Tucker	BAL	23
7	Butker	KC	21
8	C. Little	JAX	20
9	Bates	DET	19
10t	Gay	IND	18
10t	Myers	SEA	18
10t	Zuerlein	NYJ	18
13t	Boswell	PIT	17
13t	Prater	ARI	17
15	Narveson	GB	16
16t	Gill	TB	14
16t	Joseph	DET-NYG	14
16t	Lutz	DEN	14
16t	Mann	PHI	14
16t	Santos	CHI	14
21t	Aubrey	DAL	13
21t	Dicker	LAC	13
21t	Folk	TEN	13
21t	Slye	NE	13
25t	Fairbairn	HOU	12
25t	Hopkins	CLE	12
27t	Camarda	TB	10
27t	Carlson	LV	10
27t	Pinion	ATL	10
27t	Sanders	MIA	10
31	Grupe	NO	8
32t	Pineiro	CAR	6
32t	Seibert	WAS	6
34t	Ryland	ARI	5
34t	Shrader	IND	5
36	Koo	ATL	4
37	Gano	NYG	3
38	Gillan	NYG	2
39	York	WAS	1

# 2024 NATIONAL FOOTBALL LEAGUE

## NFL MOST YARDS FROM SCRIMMAGE

RANK	PLAYER	TEAM	POS	TOTAL			RUSHING			RECEIVING		
				YDS	PLAYS	AVG	YDS	ATT	AVG	YDS	ATT	AVG
1	Henry	BAL	RB	621	101	6.1	572	95	6.0	49	6	8.2
2t	Kamara	NO	RB	602	114	5.3	388	91	4.3	214	23	9.3
2t	Mason	SF	RB	602	112	5.4	536	105	5.1	66	7	9.4
4	Collins	HOU	WR	567	32	17.7	0	0	---	567	32	17.7
5	Reed	GB	WR	524	29	18.1	110	8	13.8	414	21	19.7
6	Barkley	PHI	RB	520	85	6.1	435	73	6.0	85	12	7.1
7	A. Jones	MIN	RB	517	88	5.9	350	71	4.9	167	17	9.8
8	Chase	CIN	WR	493	29	17.0	0	0	---	493	29	17.0
9t	Hubbard	CAR	RB	475	85	5.6	393	68	5.8	82	17	4.8
9t	Jacobs	GB	RB	475	98	4.8	402	90	4.5	73	8	9.1
11	Jefferson	MIN	WR	450	26	17.3	0	0	---	450	26	17.3
12	Conner	ARI	RB	445	91	4.9	379	83	4.6	66	8	8.3
13	Robinson	ATL	RB	436	85	5.1	285	67	4.3	151	18	8.4
14	Cook	BUF	RB	432	81	5.3	309	70	4.4	123	11	11.2
15	K. Williams	LAR	RB	431	109	4.0	360	95	3.8	71	14	5.1
16	Taylor	IND	RB	426	78	5.5	349	72	4.8	77	6	12.8
17	Metcalfe	SEA	WR	421	28	15.0	0	0	---	421	28	15.0
18	Lamb	DAL	WR	413	32	12.9	35	7	5.0	378	25	15.1
19	*B. Thomas	JAX	WR	410	23	17.8	13	1	13.0	397	22	18.0
20	Swift	CHI	RB	399	89	4.5	234	74	3.2	165	15	11.0
21t	Robinson	WAS	RB	393	81	4.9	325	73	4.5	68	8	8.5
21t	Stevenson	NE	RB	393	90	4.4	356	77	4.6	37	13	2.8
23	Harris	PIT	RB	389	94	4.1	270	82	3.3	119	12	9.9
24	Godwin	TB	WR	388	33	11.8	2	1	2.0	386	32	12.1
25t	Dobbins	LAC	RB	386	66	5.8	342	56	6.1	44	10	4.4
25t	*Nabers	NYG	WR	386	38	10.2	0	3	0.0	386	35	11.0
27	Jennings	SF	WR	377	22	17.1	0	0	---	377	22	17.1
28	Achane	MIA	RB	369	77	4.8	183	56	3.3	186	21	8.9
29	Pierce	IND	WR	368	13	28.3	0	0	---	368	13	28.3
30t	Montgomery	DET	RB	365	72	5.1	271	63	4.3	94	9	10.4
30t	Shaheed	NO	WR	365	24	15.2	27	5	5.4	338	19	17.8
32	L. Jackson	BAL	QB	363	53	6.8	363	53	6.8	0	0	---
33	Gibbs	DET	RB	361	65	5.6	285	54	5.3	76	11	6.9
34	D. London	ATL	WR	354	32	11.1	0	0	---	354	32	11.1
35	Hall	NYJ	RB	345	86	4.0	197	65	3.0	148	21	7.0
36	J. Ford	CLE	RB	337	68	5.0	250	48	5.2	87	20	4.4
37	Moss	CIN	RB	335	72	4.7	211	57	3.7	124	15	8.3
38	Pollard	TEN	RB	333	74	4.5	246	61	4.0	87	13	6.7
39	Mooney	ATL	WR	330	24	13.8	0	0	---	330	24	13.8
40	Diggs	HOU	WR	327	33	9.9	12	2	6.0	315	31	10.2
41	*Bowers	LV	TE	325	29	11.2	12	1	12.0	313	28	11.2
42t	Dowdle	DAL	RB	322	65	5.0	221	54	4.1	101	11	9.2
42t	Etienne	JAX	RB	322	69	4.7	231	53	4.4	91	16	5.7
44	Williams	DEN	RB	320	70	4.6	190	53	3.6	130	17	7.6
45	T. Hill	MIA	WR	317	27	11.7	31	4	7.8	286	23	12.4
46t	Aiyuk	SF	WR	314	21	15.0	0	0	---	314	21	15.0
46t	White	TB	RB	314	68	4.6	187	51	3.7	127	17	7.5
48	J. Williams	DET	WR	310	16	19.4	21	3	7.0	289	13	22.2
49	McLaurin	WAS	WR	305	24	12.7	2	1	2.0	303	23	13.2
50	D. Moore	CHI	WR	302	29	10.4	8	2	4.0	294	27	10.9

# 2024 NATIONAL FOOTBALL LEAGUE

## NFL LEADERS IN FIRST DOWNS

RANK	PLAYER	TEAM	POS	TOTAL	RUSH	REC
1	Kamara	NO	RB	33	26	7
2	Henry	BAL	RB	32	29	3
3	K. Williams	LAR	RB	31	29	2
4	Mason	SF	RB	30	25	5
5	Conner	ARI	RB	28	26	2
6	Collins	HOU	WR	27	0	27
7	Godwin	TB	WR	26	1	25
8	Hubbard	CAR	RB	25	20	5
9	Taylor	IND	RB	24	20	4
10t	Barkley	PHI	RB	23	18	5
10t	Jacobs	GB	RB	23	21	2
12t	Cook	BUF	RB	22	16	6
12t	*Daniels	WAS	QB	22	22	0
12t	A. Jones	MIN	RB	22	16	6
12t	Robinson	ATL	RB	22	14	8
16t	Chase	CIN	WR	20	0	20
16t	Diggs	HOU	WR	20	1	19
16t	Etienne	JAX	RB	20	14	6
16t	Gibbs	DET	RB	20	15	5
16t	Montgomery	DET	RB	20	18	2
16t	Moss	CIN	RB	20	13	7
16t	*Nabers	NYG	WR	20	1	19
16t	Robinson	WAS	RB	20	19	1
24	Wilson	NYJ	WR	19	1	18
25t	Dowdle	DAL	RB	18	14	4
25t	Evans	TB	WR	18	0	18
25t	J. Ford	CLE	RB	18	16	2
25t	Harris	PIT	RB	18	14	4
25t	Jefferson	MIN	WR	18	0	18
25t	D. London	ATL	WR	18	0	18
31t	L. Jackson	BAL	QB	17	17	0
31t	Lockett	SEA	WR	17	0	17
31t	Olave	NO	WR	17	1	16
31t	Reed	GB	WR	17	5	12
31t	Stevenson	NE	RB	17	15	2
31t	*B. Thomas	JAX	WR	17	1	16
31t	Walker	SEA	RB	17	9	8
38t	Achane	MIA	RB	16	8	8
38t	Aiyuk	SF	WR	16	0	16
38t	*Bowers	LV	TE	16	1	15
38t	Dobbins	LAC	RB	16	14	2
38t	Hill	BAL	RB	16	8	8
38t	Hurts	PHI	QB	16	16	0
38t	Jennings	SF	WR	16	0	16
38t	Rice	KC	WR	16	1	15
46t	Hall	NYJ	RB	15	11	4
46t	Dio. Johnson	CAR	WR	15	1	14
46t	Lamb	DAL	WR	15	2	13
46t	Lazard	NYJ	WR	15	0	15
46t	Meyers	LV	WR	15	0	15
46t	Mooney	ATL	WR	15	0	15
46t	Pollard	TEN	RB	15	12	3
46t	Singletary	NYG	RB	15	12	3
46t	Williams	DEN	RB	15	12	3

# 2024 NATIONAL FOOTBALL LEAGUE

## NFL PUNTING YARDS LEADERS

RANK	PLAYER	TEAM	POS	PUNTS	YARDS	LONG	AVG	TB	BLK	DWN	OB	RETURNS		IN20	NET AVG
												TOT	YDS		
1	*Rehkw	CIN	P	14	779	80	55.6	2	0	1	1	7	50	7	49.2
2	Cole	LV	P	22	1153	67	52.4	1	0	2	4	9	141	10	45.1
3	Bojorquez	CLE	P	30	1558	84	51.9	3	0	6	4	12	180	14	43.9
4	Mann	PHI	P	10	519	70	51.9	1	1	1	1	4	27	2	42.9
5	Cooke	JAX	P	18	931	67	51.7	0	0	0	2	12	109	6	45.7
6	Baringer	NE	P	26	1343	69	51.7	4	0	1	1	14	115	14	44.2
7	Anger	DAL	P	15	766	62	51.1	1	0	0	1	8	123	4	41.5
8	Araiza	KC	P	13	657	63	50.5	2	0	3	0	5	34	8	44.8
9	Gillikin	ARI	P	14	696	63	49.7	0	0	1	2	7	75	3	44.4
10	Stonehouse	TEN	P	18	890	64	49.4	1	2	2	0	11	141	5	36.5
11	Sanchez	IND	P	19	938	65	49.4	1	0	1	1	7	102	14	42.9
12	Dickson	SEA	P	21	1031	61	49.1	4	0	0	2	11	127	5	39.2
13	Scott	LAC	P	23	1129	63	49.1	3	0	1	3	8	76	7	43.2
14	Fox	DET	P	14	684	68	48.9	3	0	2	1	3	1	8	44.5
15	Martin	BUF	P	20	973	65	48.7	2	0	2	1	9	106	11	41.4
16	Evans	LAR	P	14	679	67	48.5	0	0	3	2	7	73	7	43.3
17	Pinion	ATL	P	13	628	65	48.3	1	0	1	0	8	85	3	40.2
18	Morstead	NYJ	P	25	1195	60	47.8	2	0	2	1	13	75	10	43.2
19	Gillan	NYG	P	20	955	67	47.8	2	0	3	3	8	69	9	42.3
20	Waitman	PIT	P	19	905	58	47.6	4	0	1	2	5	30	7	41.8
21	*T. Taylor	CHI	P	24	1136	66	47.3	2	0	3	4	11	97	10	41.6
22	Bailey	MIA	P	18	849	57	47.2	1	1	2	4	7	77	8	39.6
23	Dixon	DEN	P	30	1398	65	46.6	2	0	4	3	11	58	14	43.3
24	R. Wright	MIN	P	20	922	58	46.1	2	0	3	3	8	37	11	42.3
25	Whelan	GB	P	18	823	74	45.7	2	0	1	3	5	34	7	41.6
26	Stout	BAL	P	17	764	67	44.9	1	0	1	3	6	35	9	41.7
27	Hekker	CAR	P	22	987	65	44.9	2	0	5	2	8	84	6	39.2
28	Townsend	HOU	P	22	984	61	44.7	1	1	6	3	5	18	10	41.1
29	*Hayball	NO	P	14	603	53	43.1	0	0	2	3	5	38	8	40.4

# 2024 NATIONAL FOOTBALL LEAGUE

## NFL NET PUNTING YARDS LEADERS

RANK	PLAYER	TEAM	POS	PUNTS	YARDS	LONG	AVG	TB	BLK	DWN	OB	RETURNS		IN20	NET AVG
												TOT	YDS		
1	*Rehkw	CIN	P	14	779	80	55.6	2	0	1	1	7	50	7	49.2
2	Cooke	JAX	P	18	931	67	51.7	0	0	0	2	12	109	6	45.7
3	Cole	LV	P	22	1153	67	52.4	1	0	2	4	9	141	10	45.1
4	Araiza	KC	P	13	657	63	50.5	2	0	3	0	5	34	8	44.8
5	Fox	DET	P	14	684	68	48.9	3	0	2	1	3	1	8	44.5
6	Gillikin	ARI	P	14	696	63	49.7	0	0	1	2	7	75	3	44.4
7	Baringer	NE	P	26	1343	69	51.7	4	0	1	1	14	115	14	44.2
8	Bojorquez	CLE	P	30	1558	84	51.9	3	0	6	4	12	180	14	43.9
9	Dixon	DEN	P	30	1398	65	46.6	2	0	4	3	11	58	14	43.3
10	Evans	LAR	P	14	679	67	48.5	0	0	3	2	7	73	7	43.3
11	Morstead	NYJ	P	25	1195	60	47.8	2	0	2	1	13	75	10	43.2
12	Scott	LAC	P	23	1129	63	49.1	3	0	1	3	8	76	7	43.2
13	Sanchez	IND	P	19	938	65	49.4	1	0	1	1	7	102	14	42.9
14	Mann	PHI	P	10	519	70	51.9	1	1	1	1	4	27	2	42.9
15	Gillan	NYG	P	20	955	67	47.8	2	0	3	3	8	69	9	42.3
16	R. Wright	MIN	P	20	922	58	46.1	2	0	3	3	8	37	11	42.3
17	Waitman	PIT	P	19	905	58	47.6	4	0	1	2	5	30	7	41.8
18	Stout	BAL	P	17	764	67	44.9	1	0	1	3	6	35	9	41.7
19	*T. Taylor	CHI	P	24	1136	66	47.3	2	0	3	4	11	97	10	41.6
20	Whelan	GB	P	18	823	74	45.7	2	0	1	3	5	34	7	41.6
21	Anger	DAL	P	15	766	62	51.1	1	0	0	1	8	123	4	41.5
22	Martin	BUF	P	20	973	65	48.7	2	0	2	1	9	106	11	41.4
23	Townsend	HOU	P	22	984	61	44.7	1	1	6	3	5	18	10	41.1
24	*Hayball	NO	P	14	603	53	43.1	0	0	2	3	5	38	8	40.4
25	Pinion	ATL	P	13	628	65	48.3	1	0	1	0	8	85	3	40.2
26	Bailey	MIA	P	18	849	57	47.2	1	1	2	4	7	77	8	39.6
27	Dickson	SEA	P	21	1031	61	49.1	4	0	0	2	11	127	5	39.2
28	Hekker	CAR	P	22	987	65	44.9	2	0	5	2	8	84	6	39.2
29	Stonehouse	TEN	P	18	890	64	49.4	1	2	2	0	11	141	5	36.5

# 2024 NATIONAL FOOTBALL LEAGUE

---

## NFL PUNT RETURN LEADERS

RANK	PLAYER	TEAM	POS	RET	FC	YDS	AVG	LONG	TD
1	Mims	DEN	WR	12	6	153	12.8	38	0
2	Woods	HOU	WR	6	3	75	12.5	36	0
3	Shaheed	NO	WR	7	2	87	12.4	47	0
4t	Duvernay	JAX	WR	7	8	81	11.6	53	0
4t	Harty	BAL	WR	7	4	81	11.6	16	0
6	M. Jones	NE	CB	9	2	100	11.1	15	0
7	Austin	PIT	WR	12	8	124	10.3	30	0
8	*Codrington	BUF	DB	6	4	59	9.8	22	0
9	*Jackson	TEN	WR	14	2	131	9.4	18	0
10	Proche	CLE	WR	13	1	119	9.2	17	0
11	Blackshear	CAR	RB	9	1	82	9.1	16	0
12	Carter	CHI	WR	10	4	91	9.1	20	0
13	Raymond	DET	WR	11	3	96	8.7	17	0
14	Gipson	NYJ	WR	15	5	128	8.5	31	0
15	*D. Williams	SEA	CB	8	10	65	8.1	23	0
16	Tucker	LV	WR	6	3	44	7.3	21	0
17	Hardman	KC	WR	10	3	72	7.2	13	0
18	Jones	CIN	WR	7	2	47	6.7	13	0
19	*Cowing	SF	WR	6	1	32	5.3	9	0
20	Powell	MIN	WR	7	4	36	5.1	10	0
21	Sims	HOU	WR	8	4	26	3.3	11	0

# 2024 NATIONAL FOOTBALL LEAGUE

---

## NFL KICKOFF RETURN LEADERS

RANK	PLAYER	TEAM	POS	RET	YDS	AVG	LONG	TD
1	Dallas	ARI	RB	8	276	34.5	96t	1
2	Carter	CHI	WR	6	200	33.3	67	0
3	Ekeler	WAS	RB	6	191	31.8	62	0
4	Blackshear	CAR	RB	15	411	27.4	43	0
5	*Jackson	TEN	WR	9	241	26.8	33	0
6	C. Brown	CIN	RB	7	186	26.6	29	0
7	Gipson	NYJ	WR	7	184	26.3	33	0
8	Shenault	SEA	WR	7	180	25.7	32	0
9	Gray	NYG	RB	12	300	25.0	31	0
10	Strong	CLE	RB	6	149	24.8	27	0
11	J. Thomas	DAL	DB	6	144	24.0	33	0

# 2024 NATIONAL FOOTBALL LEAGUE

## NFL INTERCEPTION LEADERS

RANK	PLAYER	TEAM	POS	INT	YARDS	AVG	LONG	TD
1	McKinney	GB	SAF	5	63	12.6	28	0
2	K. Joseph	DET	SAF	3	0	0.0	0	0
3t	Adebo	NO	CB	2	48	24.0	47	0
3t	Alexander	GB	CB	2	52	26.0	35t	1
3t	Blankenship	PHI	SAF	2	1	0.5	1	0
3t	Bynum	MIN	SS	2	3	1.5	3	0
3t	Echols	NYJ	CB	2	0	0.0	0	0
3t	Grugier-Hill	MIN	OLB	2	5	2.5	5	0
3t	Humphrey	BAL	CB	2	0	0.0	0	0
3t	Ingram	BUF	DB	2	56	28.0	31t	1
3t	Jackson	PIT	CB	2	51	25.5	49	0
3t	J. Johnson	CHI	CB	2	11	5.5	9	0
3t	Jones	IND	DB	2	5	2.5	5	0
3t	Mathieu	NO	FS	2	23	11.5	23	0
3t	Surtain	DEN	CB	2	100	50.0	100t	1
3t	Van Ginkel	MIN	OLB	2	73	36.5	63t	2
3t	Warner	SF	MLB	2	70	35.0	45t	1
18t	Andersen	ATL	LB	1	47	47.0	47t	1
18t	Bates	ATL	SS	1	0	0.0	0	0
18t	Bell	CIN	SS	1	32	32.0	32	0
18t	Benford	BUF	CB	1	6	6.0	6	0
18t	Bernard	BUF	LB	1	1	1.0	1	0
18t	Bosa	SF	DE	1	30	30.0	30	0
18t	Branch	DET	SAF	1	1	1.0	1	0
18t	Brisker	CHI	SAF	1	0	0.0	0	0
18t	*Bullock	HOU	SAF	1	0	0.0	0	0
18t	Byard	CHI	FS	1	0	0.0	0	0
18t	Conner	KC	DB	1	3	3.0	3	0
18t	Cook	KC	FS	1	0	0.0	0	0
18t	Cross	IND	SAF	1	0	0.0	0	0
18t	David	TB	OLB	1	7	7.0	7	0
18t	Davis-Gaither	CIN	LB	1	12	12.0	12	0
18t	Diggs	DAL	CB	1	1	1.0	1	0
18t	Dupree	LAC	OLB	1	0	0.0	0	0
18t	Edmunds	CHI	MLB	1	0	0.0	0	0
18t	D. Elliott	PIT	DB	1	0	0.0	0	0
18t	Flannigan-Fowles	SF	LB	1	0	0.0	0	0
18t	Ford	LAC	DT	1	3	3.0	3	0
18t	Fulton	LAC	CB	1	29	29.0	29	0
18t	Gardeck	ARI	LB	1	10	10.0	10	0
18t	Gilmore	MIN	CB	1	0	0.0	0	0
18t	Gonzalez	NE	CB	1	2	2.0	2	0
18t	Griffin	MIN	CB	1	28	28.0	28	0
18t	Hamlin	BUF	SS	1	19	19.0	19	0
18t	Harris	NO	DB	1	7	7.0	7	0
18t	Horn	CAR	CB	1	0	0.0	0	0
18t	Howden	NO	SAF	1	-5	-5.0	-5	0
18t	Izien	TB	DB	1	17	17.0	17	0
18t	M. Jackson	CAR	CB	1	1	1.0	1	0
18t	J. Johnson	LAR	SS	1	0	0.0	0	0
18t	B. Jones	DEN	SAF	1	37	37.0	37	0
18t	Kazee	PIT	SS	1	5	5.0	5	0
18t	Kendricks	DAL	MLB	1	8	8.0	8	0
18t	Kohou	MIA	CB	1	2	2.0	2	0
18t	*Lassiter	HOU	CB	1	9	9.0	9	0



# 2024 NATIONAL FOOTBALL LEAGUE

## NFL INTERCEPTION LEADERS

RANK	PLAYER	TEAM	POS	INT	YARDS	AVG	LONG	TD
18t	Love	SEA	FS	1	0	0.0	0	0
18t	*McCullough	LAR	DB	1	4	4.0	4t	1
18t	McCollum	TB	CB	1	4	4.0	4	0
18t	Metellus	MIN	SAF	1	12	12.0	12	0
18t	Moehrig	LV	SAF	1	16	16.0	16	0
18t	Molden	LAC	CB	1	3	3.0	3	0
18t	Moss	DEN	CB	1	0	0.0	0	0
18t	*Muasau	NYG	LB	1	1	1.0	1	0
18t	B. Murphy	MIN	CB	1	0	0.0	0	0
18t	Ogbah	MIA	OLB	1	0	0.0	0	0
18t	Oruwariye	DAL	CB	1	0	0.0	0	0
18t	Owusu-Koramoah	CLE	LB	1	0	0.0	0	0
18t	Peppers	NE	FS	1	0	0.0	0	0
18t	Porter	PIT	CB	1	16	16.0	16	0
18t	Saunders	NO	DT	1	37	37.0	37	0
18t	Sieler	MIA	DE	1	0	0.0	0	0
18t	Simmons	ATL	FS	1	0	0.0	0	0
18t	Singleton	DEN	LB	1	21	21.0	21	0
18t	Smith	MIN	FS	1	0	0.0	0	0
18t	Smith	BAL	ILB	1	0	0.0	0	0
18t	Spillane	LV	LB	1	0	0.0	0	0
18t	Stevenson	CHI	CB	1	43	43.0	43t	1
18t	Stingley	HOU	CB	1	0	0.0	0	0
18t	Taylor-Britt	CIN	CB	1	0	0.0	0	0
18t	Trice	PIT	CB	1	0	0.0	0	0
18t	White	ARI	OLB	1	0	0.0	0	0
18t	*Williams	GB	SAF	1	1	1.0	1	0
18t	G. Williams	ARI	CB	1	0	0.0	0	0
18t	Wilson	DAL	DB	1	0	0.0	0	0
18t	Er. Wilson	GB	LB	1	0	0.0	0	0
18t	Ma. Wilson	ARI	LB	1	0	0.0	0	0
18t	Woods	CAR	FS	1	33	33.0	33	0
18t	Woolen	SEA	CB	1	4	4.0	4	0

# 2024 NATIONAL FOOTBALL LEAGUE

## NFL SACK LEADERS

RANK	PLAYER	TEAM	POS	SACKS
1	Hutchinson	DET	DE	6.5
2t	Lawrence	NYG	DT	6.0
2t	McDonald	NYJ	DE	6.0
2t	Van Noy	BAL	MLB	6.0
5t	Crosby	LV	DE	5.0
5t	D. Hall	SEA	LB	5.0
5t	P. Jones	MIN	LB	5.0
5t	Walker	JAX	DE	5.0
9	Watt	PIT	OLB	4.5
10t	Bresee	NO	DT	4.0
10t	Cooper	DEN	LB	4.0
10t	Dexter	CHI	DT	4.0
10t	Garrett	CLE	DE	4.0
10t	Greenard	MIN	LB	4.0
10t	Landry	TEN	LB	4.0
10t	White	NE	DE	4.0
17t	Givens	SF	DT	3.5
17t	Oweh	BAL	LB	3.5
17t	Taylor	NO	CB	3.5
20t	Allen	DEN	DE	3.0
20t	Armstrong	WAS	DE	3.0
20t	Bonitto	DEN	LB	3.0
20t	Bosa	SF	DE	3.0
20t	Gardeck	ARI	LB	3.0
20t	Granderson	NO	DE	3.0
20t	L. Hall	TB	DE	3.0
20t	Hendrickson	CIN	DE	3.0
20t	Ch. Jones	KC	DT	3.0
20t	Lawrence	DAL	DE	3.0
20t	Luvu	WAS	LB	3.0
20t	Mafe	SEA	LB	3.0
20t	Miller	BUF	OLB	3.0
20t	Pinnock	NYG	SS	3.0
20t	Rousseau	BUF	DE	3.0
20t	Z. Smith	CLE	DE	3.0
20t	Turner	LAR	DT	3.0
20t	Van Ginkel	MIN	OLB	3.0
20t	Wyatt	GB	DT	3.0
39t	Anderson	HOU	DE	2.5
39t	Clemons	NYJ	DE	2.5
39t	Collins	SF	DT	2.5
39t	Ni. Herbig	PIT	LB	2.5
39t	Mack	LAC	OLB	2.5
39t	P. Smith	GB	DE	2.5
45t	J. Allen	WAS	DE	2.0
45t	Barnes	ARI	LB	2.0
45t	Barnett	HOU	DE	2.0
45t	Baun	PHI	LB	2.0
45t	Bosa	LAC	LB	2.0
45t	Burns	NYG	LB	2.0
45t	C. Campbell	MIA	DE	2.0
45t	David	TB	OLB	2.0
45t	Davidson	NYG	DT	2.0
45t	Dodson	SEA	LB	2.0
45t	Dupree	LAC	OLB	2.0

# 2024 NATIONAL FOOTBALL LEAGUE

---

## NFL SACK LEADERS

RANK	PLAYER	TEAM	POS	SACKS
45t	Edwards	HOU	DE	2.0
45t	Ferrell	WAS	DE	2.0
45t	Floyd	SF	DE	2.0
45t	Franklin-Myers	DEN	DE	2.0
45t	Ca. Heyward	PIT	DT	2.0
45t	Hines-Allen	JAX	DE	2.0
45t	Jones	SEA	DE	2.0
45t	Joseph-Day	TEN	DT	2.0
45t	Kendricks	DAL	MLB	2.0
45t	Murray	TEN	LB	2.0
45t	Nelson	TB	LB	2.0
45t	Nixon	GB	DB	2.0
45t	Odeyingbo	IND	DE	2.0
45t	Ogbah	MIA	OLB	2.0
45t	Phillips	MIN	DT	2.0
45t	Ja. Reed	SEA	DT	2.0
45t	Settle	HOU	DT	2.0
45t	Sieler	MIA	DE	2.0
45t	Sweat	CHI	DE	2.0
45t	D. Taylor	CHI	DE	2.0
45t	Thibodeaux	NYG	LB	2.0
45t	Tillman	DEN	LB	2.0
45t	Uche	NE	LB	2.0
45t	Vea	TB	DT	2.0
45t	Wagner	WAS	MLB	2.0
45t	Wilkins	LV	DT	2.0
45t	Wise	NE	DE	2.0
45t	Young	LAR	LB	2.0

# 2024 NATIONAL FOOTBALL LEAGUE

## NFL LEADERS IN FUMBLE RECOVERIES

RANK	PLAYER	TEAM	POS	TOTAL	OWN TEAM	OPP TEAM
1t	Fields	PIT	QB	3	3	0
1t	Mason	SF	RB	3	3	0
3t	Burrow	CIN	QB	2	2	0
3t	Collins	SF	DT	2	0	2
3t	Dalton	CAR	QB	2	2	0
3t	*Fiske	LAR	DT	2	0	2
3t	Gordon	CHI	CB	2	0	2
3t	Lammons	IND	DB	2	0	2
3t	Luvu	WAS	LB	2	0	2
3t	Mayfield	TB	QB	2	2	0
3t	Melton	GB	WR	2	1	1
3t	Pratt	CIN	LB	2	0	2
3t	Prescott	DAL	QB	2	2	0
3t	Richardson	IND	QB	2	2	0
3t	Robinson	ATL	RB	2	2	0
3t	Tolbert	DAL	WR	2	2	0
3t	Williams	BUF	LB	2	0	2
3t	Quin. Williams	NYJ	OLB	2	0	2
3t	Yiadam	SF	CB	2	1	1
20t	Allegretti	WAS	OG	1	1	0
20t	Allen	BUF	QB	1	1	0
20t	Anudike-Uzomah	KC	DE	1	0	1
20t	Armstead	MIA	OT	1	1	0
20t	Baker	SEA	OLB	1	0	1
20t	Barkley	PHI	RB	1	1	0
20t	Belton	NYG	SAF	1	1	0
20t	Bergeron	ATL	OG	1	1	0
20t	Biadasz	WAS	C	1	1	0
20t	Bigsby	JAX	RB	1	1	0
20t	Bitonio	CLE	OG	1	1	0
20t	Blackmon	IND	SAF	1	0	1
20t	Bolden	NE	CB	1	0	1
20t	*Bortolini	IND	OG	1	1	0
20t	Bosa	SF	DE	1	0	1
20t	Brissett	NE	QB	1	1	0
20t	Byard	CHI	FS	1	0	1
20t	Bynum	MIN	SS	1	0	1
20t	Carter	NYJ	CB	1	0	1
20t	*Chatman	NYG	DT	1	0	1
20t	Chestnut	TEN	RB	1	0	1
20t	Chinn	WAS	SAF	1	0	1
20t	Clark	NYJ	FS	1	0	1
20t	*Codrington	BUF	DB	1	1	0
20t	Collier	ARI	DE	1	0	1
20t	Conner	KC	DB	1	0	1
20t	*Cooper	GB	LB	1	0	1
20t	Darnold	MIN	QB	1	1	0
20t	Davis	DET	CB	1	0	1
20t	Delpit	CLE	SAF	1	0	1
20t	Demercado	ARI	RB	1	1	0
20t	Dexter	CHI	DT	1	0	1
20t	Edwards	LAC	RB	1	1	0
20t	Edwards	CHI	LB	1	0	1
20t	Elliss	NE	LB	1	0	1
20t	Elliss	ATL	LB	1	0	1

# 2024 NATIONAL FOOTBALL LEAGUE

## NFL LEADERS IN FUMBLE RECOVERIES

RANK	PLAYER	TEAM	POS	TOTAL	OWN TEAM	OPP TEAM
20t	Emerson	CLE	CB	1	0	1
20t	Etienne	JAX	RB	1	1	0
20t	Evans	TB	WR	1	1	0
20t	Foreman	CLE	RB	1	1	0
20t	Franks	CAR	TE	1	0	1
20t	Froholdt	ARI	C	1	1	0
20t	Gay	NO	LB	1	0	1
20t	L. Hall	TB	DE	1	0	1
20t	Hamilton	BAL	SAF	1	0	1
20t	Hawkins	NE	SAF	1	0	1
20t	Herbert	LAC	QB	1	1	0
20t	Ni. Herbig	PIT	LB	1	0	1
20t	Hickman	CLE	SAF	1	0	1
20t	Hines-Allen	JAX	DE	1	0	1
20t	Hodge	ATL	WR	1	0	1
20t	Ingold	MIA	FB	1	1	0
20t	L. Jackson	BAL	QB	1	1	0
20t	Jenkins	SEA	DB	1	0	1
20t	Jenkins	CHI	OT	1	1	0
20t	Jewell	CAR	ILB	1	0	1
20t	D. Johnson	JAX	RB	1	1	0
20t	F. Johnson	PHI	OT	1	1	0
20t	B. Jones	DEN	SAF	1	0	1
20t	Jones	NYG	QB	1	1	0
20t	J. Jones	ARI	DT	1	0	1
20t	M. Jones	NE	CB	1	0	1
20t	Jordan	NE	OG	1	1	0
20t	Key	TEN	LB	1	0	1
20t	Kohou	MIA	CB	1	0	1
20t	*Latu	IND	DE	1	0	1
20t	Leverett	NE	OG	1	1	0
20t	Lewis	DAL	CB	1	0	1
20t	Mack	LAC	OLB	1	0	1
20t	Manhertz	NYG	TE	1	1	0
20t	Mathieu	NO	FS	1	0	1
20t	McBride	ARI	TE	1	1	0
20t	McKinney	GB	SAF	1	0	1
20t	McLeod	CLE	FS	1	0	1
20t	Miller	LV	OT	1	1	0
20t	Molden	LAC	CB	1	0	1
20t	Moss	DEN	CB	1	0	1
20t	*Nix	DEN	QB	1	1	0
20t	*Nubin	NYG	SAF	1	0	1
20t	Ojulari	NYG	LB	1	0	1
20t	Okereke	NYG	ILB	1	0	1
20t	Powell	MIN	WR	1	1	0
20t	Pryor	CHI	OT	1	1	0
20t	Ricard	BAL	FB-DE	1	1	0
20t	Rodgers	NYJ	QB	1	1	0
20t	Russell	TB	ILB	1	0	1
20t	Sanders	MIA	K	1	1	0
20t	Skinner	DEN	SAF	1	0	1
20t	Skule	TB	OT	1	1	0
20t	Slater	LAC	OT	1	1	0
20t	G. Smith	SEA	QB	1	1	0

# 2024 NATIONAL FOOTBALL LEAGUE

## NFL LEADERS IN FUMBLE RECOVERIES

RANK	PLAYER	TEAM	POS	TOTAL	OWN TEAM	OPP TEAM
20t	Spector	BUF	LB	1	0	1
20t	Stevenson	NE	RB	1	1	0
20t	Stewart	IND	DT	1	0	1
20t	Stille	TB-ARI	DE	1	0	1
20t	Taylor	LAC	CB	1	0	1
20t	Thomas	NYG	OT	1	1	0
20t	D. Thomas	JAX	SAF	1	0	1
20t	Toohill	BUF	DE	1	0	1
20t	Trautman	DEN	TE	1	1	0
20t	Van Ness	GB	DE	1	0	1
20t	Ji. Ward	MIN	LB	1	0	1
20t	Warren	PIT	RB	1	1	0
20t	Washington	JAX	WR	1	1	0
20t	D. Watson	CLE	QB	1	1	0
20t	Watt	PIT	OLB	1	0	1
20t	*Ca. Williams	CHI	QB	1	1	0
20t	Williams	BAL	FS	1	0	1
20t	Wilson	MIA	RB	1	1	0
20t	Ma. Wilson	ARI	LB	1	0	1
20t	*Worthy	KC	WR	1	1	0
20t	Wyatt	GB	DT	1	0	1
20t	Zaccheaus	WAS	WR	1	1	0

# 2024 NATIONAL FOOTBALL LEAGUE

## NFL LEADERS IN RECOVERIES OF FUMBLES BY OWN TEAM

RANK	PLAYER	TEAM	POS	REC	YARDS	AVG	LONG	TD
1t	Fields	PIT	QB	3	0	0.0	0t	0
1t	Mason	SF	RB	3	-2	-0.7	0t	0
3t	Burrow	CIN	QB	2	0	0.0	0t	0
3t	Dalton	CAR	QB	2	0	0.0	0t	0
3t	Mayfield	TB	QB	2	0	0.0	0t	0
3t	Prescott	DAL	QB	2	0	0.0	0t	0
3t	Richardson	IND	QB	2	0	0.0	0t	0
3t	Robinson	ATL	RB	2	0	0.0	0t	0
3t	Tolbert	DAL	WR	2	0	0.0	0t	0
10t	Allegretti	WAS	OG	1	0	0.0	0t	0
10t	Allen	BUF	QB	1	0	0.0	0t	0
10t	Armstead	MIA	OT	1	0	0.0	0t	0
10t	Barkley	PHI	RB	1	0	0.0	0t	0
10t	Belton	NYG	SAF	1	0	0.0	0t	0
10t	Bergeron	ATL	OG	1	0	0.0	0t	0
10t	Biadasz	WAS	C	1	0	0.0	0t	0
10t	Bigsby	JAX	RB	1	0	0.0	0t	0
10t	Bitonio	CLE	OG	1	0	0.0	0t	0
10t	*Bortolini	IND	OG	1	0	0.0	0t	0
10t	Brissett	NE	QB	1	0	0.0	0t	0
10t	*Codrington	BUF	DB	1	0	0.0	0t	0
10t	Darnold	MIN	QB	1	0	0.0	0t	0
10t	Demercado	ARI	RB	1	0	0.0	0t	0
10t	Edwards	LAC	RB	1	0	0.0	0t	0
10t	Etienne	JAX	RB	1	0	0.0	0t	0
10t	Evans	TB	WR	1	0	0.0	0t	0
10t	Foreman	CLE	RB	1	0	0.0	0t	0
10t	Froholdt	ARI	C	1	0	0.0	0t	0
10t	Herbert	LAC	QB	1	0	0.0	0t	0
10t	Ingold	MIA	FB	1	0	0.0	0t	0
10t	L. Jackson	BAL	QB	1	0	0.0	0t	0
10t	Jenkins	CHI	OT	1	0	0.0	0t	0
10t	D. Johnson	JAX	RB	1	0	0.0	0t	0
10t	F. Johnson	PHI	OT	1	0	0.0	0t	0
10t	Jones	NYG	QB	1	0	0.0	0t	0
10t	Jordan	NE	OG	1	0	0.0	0t	0
10t	Leverett	NE	OG	1	0	0.0	0t	0
10t	Manhertz	NYG	TE	1	-1	-1.0	-1	0
10t	McBride	ARI	TE	1	0	0.0	0t	1
10t	Melton	GB	WR	1	0	0.0	0t	0
10t	Miller	LV	OT	1	0	0.0	0t	0
10t	*Nix	DEN	QB	1	0	0.0	0t	0
10t	Powell	MIN	WR	1	7	7.0	7	0
10t	Pryor	CHI	OT	1	0	0.0	0t	0
10t	Ricard	BAL	FB-DE	1	0	0.0	0t	1
10t	Rodgers	NYJ	QB	1	0	0.0	0t	0
10t	Sanders	MIA	K	1	-1	-1.0	-1	0
10t	Skule	TB	OT	1	0	0.0	0t	0
10t	Slater	LAC	OT	1	0	0.0	0t	0
10t	G. Smith	SEA	QB	1	0	0.0	0t	0
10t	Stevenson	NE	RB	1	0	0.0	0t	0
10t	Thomas	NYG	OT	1	0	0.0	0t	0
10t	Trautman	DEN	TE	1	2	2.0	2	0
10t	Warren	PIT	RB	1	0	0.0	0t	0
10t	Washington	JAX	WR	1	0	0.0	0t	0

# 2024 NATIONAL FOOTBALL LEAGUE

---

## NFL LEADERS IN RECOVERIES OF FUMBLES BY OWN TEAM

RANK	PLAYER	TEAM	POS	REC	YARDS	AVG	LONG	TD
10t	D. Watson	CLE	QB	1	0	0.0	0t	0
10t	*Ca. Williams	CHI	QB	1	0	0.0	0t	0
10t	Wilson	MIA	RB	1	0	0.0	0t	0
10t	*Worthy	KC	WR	1	0	0.0	0t	0
10t	Yiadam	SF	CB	1	0	0.0	0t	0
10t	Zaccheaus	WAS	WR	1	0	0.0	0t	0



# 2024 NATIONAL FOOTBALL LEAGUE

## NFL LEADERS IN RECOVERIES OF FUMBLES BY OPPOSING TEAM

RANK	PLAYER	TEAM	POS	REC	YARDS	AVG	LONG	TD
1t	Collins	SF	DT	2	0	0.0	0t	0
1t	*Fiske	LAR	DT	2	8	4.0	8	0
1t	Gordon	CHI	CB	2	0	0.0	0t	0
1t	Lammons	IND	DB	2	3	1.5	3	0
1t	Luvu	WAS	LB	2	5	2.5	5	0
1t	Pratt	CIN	LB	2	9	4.5	9	0
1t	Williams	BUF	LB	2	0	0.0	0t	0
1t	Quin. Williams	NYJ	OLB	2	15	7.5	15	0
9t	Anudike-Uzomah	KC	DE	1	0	0.0	0t	0
9t	Baker	SEA	OLB	1	0	0.0	0t	0
9t	Blackmon	IND	SAF	1	0	0.0	0t	0
9t	Bolden	NE	CB	1	0	0.0	0t	0
9t	Bosa	SF	DE	1	0	0.0	0t	0
9t	Byard	CHI	FS	1	0	0.0	0t	0
9t	Bynum	MIN	SS	1	0	0.0	0t	0
9t	Carter	NYJ	CB	1	7	7.0	7	0
9t	*Chatman	NYG	DT	1	0	0.0	0t	0
9t	Chestnut	TEN	RB	1	0	0.0	0t	0
9t	Chinn	WAS	SAF	1	0	0.0	0t	0
9t	Clark	NYJ	FS	1	0	0.0	0t	0
9t	Collier	ARI	DE	1	0	0.0	0t	0
9t	Conner	KC	DB	1	38	38.0	38t	1
9t	*Cooper	GB	LB	1	4	4.0	4	0
9t	Davis	DET	CB	1	49	49.0	49	0
9t	Delpit	CLE	SAF	1	0	0.0	0t	0
9t	Dexter	CHI	DT	1	0	0.0	0t	0
9t	Edwards	CHI	LB	1	0	0.0	0t	0
9t	Elliss	NE	LB	1	0	0.0	0t	0
9t	Elliss	ATL	LB	1	0	0.0	0t	0
9t	Emerson	CLE	CB	1	2	2.0	2	0
9t	Franks	CAR	TE	1	0	0.0	0t	0
9t	Gay	NO	LB	1	4	4.0	4	0
9t	L. Hall	TB	DE	1	0	0.0	0t	0
9t	Hamilton	BAL	SAF	1	8	8.0	8	0
9t	Hawkins	NE	SAF	1	0	0.0	0t	0
9t	Ni. Herbig	PIT	LB	1	0	0.0	0t	0
9t	Hickman	CLE	SAF	1	0	0.0	0t	0
9t	Hines-Allen	JAX	DE	1	13	13.0	13	0
9t	Hodge	ATL	WR	1	0	0.0	0t	1
9t	Jenkins	SEA	DB	1	102	102.0	102t	1
9t	Jewell	CAR	ILB	1	0	0.0	0t	0
9t	B. Jones	DEN	SAF	1	34	34.0	34	0
9t	J. Jones	ARI	DT	1	0	0.0	0t	0
9t	M. Jones	NE	CB	1	17	17.0	17	0
9t	Key	TEN	LB	1	0	0.0	0t	0
9t	Kohou	MIA	CB	1	0	0.0	0t	0
9t	*Latu	IND	DE	1	0	0.0	0t	0
9t	Lewis	DAL	CB	1	0	0.0	0t	0
9t	Mack	LAC	OLB	1	22	22.0	22	0
9t	Mathieu	NO	FS	1	0	0.0	0t	0
9t	McKinney	GB	SAF	1	7	7.0	7	0
9t	McLeod	CLE	FS	1	25	25.0	25t	1
9t	Melton	GB	WR	1	0	0.0	0t	0
9t	Molden	LAC	CB	1	0	0.0	0t	0
9t	Moss	DEN	CB	1	0	0.0	0t	0

# 2024 NATIONAL FOOTBALL LEAGUE

## NFL LEADERS IN RECOVERIES OF FUMBLES BY OPPOSING TEAM

RANK	PLAYER	TEAM	POS	REC	YARDS	AVG	LONG	TD
9t	*Nubin	NYG	SAF	1	2	2.0	2	0
9t	Ojulari	NYG	LB	1	0	0.0	0t	0
9t	Okereke	NYG	ILB	1	1	1.0	1	0
9t	Russell	TB	ILB	1	0	0.0	0t	0
9t	Skinner	DEN	SAF	1	0	0.0	0t	0
9t	Spector	BUF	LB	1	0	0.0	0t	0
9t	Stewart	IND	DT	1	0	0.0	0t	0
9t	Stille	TB-ARI	DE	1	0	0.0	0t	0
9t	Taylor	LAC	CB	1	0	0.0	0t	0
9t	D. Thomas	JAX	SAF	1	0	0.0	0t	0
9t	Toohill	BUF	DE	1	0	0.0	0t	0
9t	Van Ness	GB	DE	1	0	0.0	0t	0
9t	Ji. Ward	MIN	LB	1	2	2.0	2	0
9t	Watt	PIT	OLB	1	0	0.0	0t	0
9t	Williams	BAL	FS	1	0	0.0	0t	0
9t	Ma. Wilson	ARI	LB	1	0	0.0	0t	0
9t	Wyatt	GB	DT	1	0	0.0	0t	0
9t	Yiadam	SF	CB	1	0	0.0	0t	0

# 2024 NATIONAL FOOTBALL LEAGUE

## NFL OFFENSIVE RANKS

BAL	BUF	CIN	CLE	DEN	HOU	IND	JAX	KC	LAC	LV	MIA	NE	NYJ	PIT	TEN		ARI	ATL	CAR	CHI	DAL	DET	GB	LAR	MIN	NO	NYG	PHI	SEA	SF	TB	WAS
1	22	9	32	28	6	13	15	11	29	24	21	31	27	23	30	TotYd/G	14	10	25	26	12	3	4t	16	17t	17t	20	8	7	2	19	4t
1	19	6	32	28	12	5	11	14	23	21	26	31	27	25	30	TotYd/P	10	8	24	29	17	7	4	20	18	16	22	15	9	2	13	3
1	14	28	27	21	23	12	11	15	9	30	16	8	32	13	18	RusYd/G	4	26	19	29	31	6	3	25	17	10	24	5	22	7	20	2
1	18	17	16	21	23	8	2	26	15	28	25	9	30	29	19	RusAvg	3	14	10	32	31	11	5	24	22	20	27	6	7	12	13	4
9	24t	5	30	28	1	12	20	8	31	15t	23	32	19	27	29	PasYd/G	24t	6	26	22	2	7	10	11	18	21	13	17	3	4	15t	14
2	14	6	32	29	12	7	22	8	24	23	25	31	27	18	30	PasAvg	17	10	28	26	13	3	5	19	11	9	21	20	16	1	15	4
2	1	6	13	19	11	31	7	30	5	29	20	3	17	4	32	%PasInt	9	22	24t	18	16	27	28	14	23	24t	12	26	15	21	8	10
1	4	10	32	3	15	12	16	8	23	25	26	30	13	22	31	Sac/PasP	17	7	14	27	9	6	5	21	29	2	11	24	20	18	28	19
1	24t	6	29	30t	11	16t	22	7	32	24t	26	30t	23	20t	27	1D/G	16t	13	28	18t	12	4	14t	8	20t	14t	18t	9	5	2t	10	2t
3	25	4	32	31	10t	12	30	9	21	22	27	24	10t	16	29	3D Eff	13t	26	28	23	8	6	20	17	15	2	18	13t	19	5	7	1
4t	1t	4t	9	6	8	16t	20	1t	31t	29	30	10t	31t	21t	21t	4D Eff	19	12t	24t	7	16t	10t	24t	14t	16t	28	14t	12t	24t	21t	24t	1t
8	15	28	11	5	26	6	7	27	16	22	3	9	21	12t	17	PR Avg	23	14	18	19	1	20	31	4	30	10	25	32	24	29	12t	2
32	1	26	23	17	3	7	30	20	29	15	11	21	16	28	18	KR Avg	2	22	10	9	8	14	25	12t	31	6	24	27	12t	19	5	4
25	13	1	3	22	31	9	4	7	11	2	27	5	16	17	28	GPunAvg	8	15	26	20	6	12	24	14	23	30	18t	21	10	32	29	18t
17	22	1	8	9	23	13	2	4	12	3	27	7	11	21	31	NPunAvg	6	25	29	18	20	5	19	10	16	24	15	14	28	32	30	26
2	3	4t	30	22t	19	13	21	14	28	22t	32	31	25	26	20	Pts/G	12	17	29	16	15	7	8	24	6	4t	27	18	11	10	9	1
32	24t	22t	15t	7t	9	30t	11t	19t	15t	24t	27t	22t	27t	7t	1t	FG%	11t	19t	15t	14	15t	1t	30t	11t	1t	1t	10	24t	29	6	1t	19t

## NFL DEFENSIVE RANKS

BAL	BUF	CIN	CLE	DEN	HOU	IND	JAX	KC	LAC	LV	MIA	NE	NYJ	PIT	TEN		ARI	ATL	CAR	CHI	DAL	DET	GB	LAR	MIN	NO	NYG	PHI	SEA	SF	TB	WAS
19	20	26	13	3	4	32	31	9	5	17	6	24	2	8	1	TotYd/G	25	18	28	7	15	22	21	29	16	23	12	27	11	10	30	14
25	13	23	15	2	4	29	31	11	6	18	12	24	1	10	3	TotYd/P	27	9	28	8	14	19	16	32	5	22	17	30	7	20	21	26
1	26	30	25	10	17	31	8	3	6	23	19	13	14	5	15	RusYd/G	28	29	27	18	24	4	11	32	2	7	12	21	20	9	16	22
1	32	19	29	8	25	17	6	4	5	27	22	7	9	3	10	RusAvg	20	12	11	23	15	13	16	24	2	14	30	28	18	21	26	31
31	14	19	8	5	3	29	32	21	10	16	4	25	2	17	1	PasYd/G	18	9	22	6	11	27	23	20	30	26	15	24	7	12	28	13
27	7	24	10	2	4	30	29	19	11	15	12	26	1	21	3	PasAvg	28	14	31	5	22	18	16	32	6	23	9	25	8	20	13	17
19	9	17	28	7	15	18	30t	27	6	25	13	26	23	4	30t	%PasInt	8	16	14	3	11	12	1	20	2	5	29	21	24	10	22	30t
14	19	31	8	3	6t	20t	26	28	10	22	24	20t	2	15	12	Sac/PasP	16	32	30	9	17	25	11	23	13	18	1	29	4	5	27	6t
20	18	30	12t	10t	3t	31	27t	10t	2	12t	6	21	7	8	1	1D/G	27t	23t	27t	3t	16t	32	25	23t	16t	15	9	22	12t	3t	26	19
21	24	31	12	9t	15	28	25	13t	20	4	1	27	8	19	2	3D Eff	30	32	29	3	6	7	13t	26	5	17	11	16	9t	22	18	23
7t	7t	30	31t	1	17t	23	28t	10t	3t	25t	14t	3t	20t	28t	20t	4D Eff	14t	17t	3t	12	27	7t	13	31t	6	10t	14t	20t	2	17t	24	25t
6	26	10	30	4	2	29	17	8t	18	32	24	12	5	13	27	PR Avg	23	22	21	15	31	1	8t	20	3	11	14	7	25	28	19	16
26	31	22	9	5	8	17	24	20t	23	19	12	4	2	18	30	KR Avg	32	28	10	27	6t	13	3	20t	6t	11	29	1	15	25	14	16
19	4	32	31	28	25	3	9	30	22	17	20	16	6	27	15	GPunAvg	23	5	12	14	8	13	10	29	7	1t	21	1t	26	24	11	18
13	11t	32	11t	19	30	2	15	27	31	16	6	3t	8	24	5	NPunAvg	26	7	14	17	9	10	25	18	21	1	23	3t	28	29	22	20
26	12t	31	23t	2t	17t	25	30	5t	1	28	16	9	5t	2t	15	Pts/G	27	20t	32	5t	23t	10	14	29	4	8	11	22	17t	12t	17t	20t
9t	27t	27t	11t	19t	27t	13t	22t	6t	2	25t	4	13t	25t	6t	27t	FG%	27t	27t	21	11t	19t	15	6t	17t	1	16	5	22t	9t	22t	3	17t
10	4	20	28	8	22	17	30	5	9	26	31	27	15t	13	24	PPG Diff	21	18t	32	6	18t	7	11t	29	1	2	25	23	15t	11t	14	3
1	25	18	31	17	2	29	28	6	21	24	12	32	9	15	13	Yd/G Diff	22	11	30	19t	10	7	8	26	19t	23	14	16	4	3	27	5

***LAST WEEK'S  
GAME BOOK***

# National Football League Game Summary

NFL Copyright © 2024 by The National Football League. All rights reserved. This summary and play-by-play is for the express purpose of assisting media in their coverage of the game; any other use of this material is prohibited without the written permission of the National Football League.

Date: Sunday, 9/29/2024

## Kansas City Chiefs at Los Angeles Chargers

Start Time: 1:25 PM PDT

at SoFi Stadium, Inglewood, CA

### Game Day Weather

Game Weather: Sunny  
Open Stadium on Matrix Turf

Temp: 68° F (20.0° C) Humidity: 69%, Wind: WNW 7 mph  
Outdoor Weather: Sunny

### Officials

Referee: Smith, Shawn (14)  
Line Judge: Seeman, Jeff (45)  
Back Judge: Paganelli, Carl (124)

Umpire: Moore, Alex (49)  
Field Judge: Prioleau, Dyrrol (109)  
Replay Official: Wimmer, Mike (0)

Down Judge: Bilbo, Jay (84)  
Side Judge: Cheek, Boris (41)

### Lineups

#### Kansas City Chiefs

#### Los Angeles Chargers

Offense		Defense	
TE	87 T.Kelce	DE	56 G.Karlaftis
WR	4 R.Rice	DT	95 C.Jones
LT	64 W.Morris	DT	69 M.Pennel
LG	62 J.Thuney	DE	97 F.Anudike-Uzomah
C	52 C.Humphrey	LB	32 N.Bolton
RG	65 T.Smith	LB	23 D.Tranquill
RT	74 J.Taylor	LB	54 L.Chenal
WR	1 X.Worthy	CB	22 T.McDuffie
WR	84 Ju.Watson	CB	35 Ja.Watson
QB	15 P.Mahomes	S	20 J.Reid
FB	42 C.Steele	S	6 B.Cook

Offense		Defense	
TE	81 W.Dissly	OLB	52 K.Mack
LT	68 J.Salyer	DL	93 O.Ogbonnia
LG	77 Z.Johnson	DL	95 P.Ford
C	75 B.Bozeman	OLB	45 T.Tuipulotu
RG	62 S.Mustipher	LB	0 D.Henley
RT	79 T.Pipkins	LB	6 D.Perryman
FB	44 S.Matlock	CB	22 E.Molden
WR	1 Q.Johnston	CB	26 A.Samuel
WR	15 L.McConkey	CB	7 K.Fulton
QB	10 J.Herbert	CB	29 T.Still
RB	27 J.Dobbins	S	32 A.Gilman

### Substitutions

### Substitutions

CB 2 J.Williams, K 7 H.Butker, WR 9 J.Smith-Schuster, TE 12 J.Wiley, S 13 N.Johnson, P 14 M.Araiza, WR 17 M.Hardman, DB 21 J.Hicks, WR 24 S.Moore, DB 27 C.Conner, RB 29 K.Hunt, CB 30 C.Roland-Wallace, RB 34 S.Perine, LS 41 J.Winchester, LB 43 J.Cochrane, LB 44 Ca.Jones, LB 48 C.Christiansen, OL 60 H.Nourzad, OL 66 M.Caliendo, T 76 K.Suamataia, TE 83 N.Gray, DT 91 D.Nnadi, DE 94 M.Herring, DT 98 T.Wharton, DE 99 C.Thomas

RB 4 G.Edwards, WR 5 J.Palmer, K 11 C.Dicker, WR 12 D.Davis, P 16 J.Scott, CB 20 C.Hart, S 23 T.Jefferson, S 24 A.Finley, RB 28 H.Haskins, LB 43 T.Dye, LS 47 J.Harris, OLB 48 B.Dupree, LB 54 B.Lynch, DL 56 M.Fox, OL 64 B.Jaimes, OL 71 J.McFadden, T 73 F.Sarell, WR 82 B.Rice, TE 83 E.Tomlinson, TE 84 S.Smartt, WR 87 S.Fehoko, TE 88 H.Hurst, DT 90 T.Tart

### Did Not Play

### Did Not Play

QB 11 C.Wentz

QB 2 E.Stick, QB 8 T.Heinicke, DL 92 J.Eboigbe

### Not Active

### Not Active

DE 51 M.Danna, OL 61 C.Hanson, OT 75 E.Driskell, DT 92 M.Tuipulotu

LB 25 J.Colson, RB 30 K.Vidal, DB 33 D.Leonard, DB 36 J.Taylor, T 70 R.Slater, T 76 J.Alt, OLB 97 J.Bosa

### Field Goals (made ( ) & missed)

Player	Attempts	1	2	3	4	OT	Total
H.Butker	65SH (37)						
C.Dicker	(50) 55WR						
VISITOR: Kansas City Chiefs		0	7	3	7	0	17
HOME: Los Angeles Chargers		10	0	0	0	0	10

### Scoring Plays

Team	Qtr	Time	Play Description (Extra Point) (Drive Info)	Visitor	Home
Chargers	1	6:16	L.McConkey 7 yd. pass from J.Herbert (C.Dicker kick) (10-74, 6:36)	0	7
Chargers	1	3:53	C.Dicker 50 yd. Field Goal (4--12, 2:13)	0	10
Chiefs	2	4:06	X.Worthy 54 yd. pass from P.Mahomes (H.Butker kick) (1-54, 0:08)	7	10
Chiefs	3	6:26	H.Butker 37 yd. Field Goal (10-37, 5:20)	10	10
Chiefs	4	6:04	S.Perine 2 yd. run (H.Butker kick) (5-60, 2:12)	17	10

Paid Attendance: 70,240

Time: 2:53

Kansas City Chiefs vs Los Angeles Chargers  
9/29/2024 at SoFi Stadium

# Final Individual Statistics

## Kansas City Chiefs

RUSHING	ATT	YDS	AVG	LG	TD
K.Hunt	14	69	4.9	10	0
S.Perine	5	14	2.8	4	1
P.Mahomes	5	12	2.4	13	0
C.Steele	2	6	3.0	3	0
Total	26	101	3.9	13	1

PASSING	ATT	CMP	YDS	SK/YD	TD	LG	IN	RT
P.Mahomes	29	19	245	3/17	1	54	1	89.0
Total	29	19	245	3/17	1	54	1	89.0

PASS RECEIVING	TAR	REC	YDS	AVG	LG	TD
T.Kelce	9	7	89	12.7	38	0
N.Gray	4	4	40	10.0	29	0
X.Worthy	4	3	73	24.3	54	1
Ju.Watson	3	2	27	13.5	17	0
K.Hunt	3	2	16	8.0	9	0
C.Steele	3	1	0	0.0	0	0
S.Moore	2	0	0	0.0	0	0
Total	28	19	245	12.9	54	1

INTERCEPTIONS	NO	YDS	AVG	LG	TD
Total	0	0	0	0	0

PUNTING	NO	YDS	AVG	NET	TB	IN20	LG
M.Araiza	4	200	50.0	50.0	0	4	53
Total	4	200	50.0	50.0	0	4	53

PUNT RETURNS	NO	YDS	AVG	FC	LG	TD
M.Hardman	3	15	5.0	1	12	0
[DOWNED]	1	0	0.0	0	0	0
[OUT OF BOUNDS]	1	0	0.0	0	0	0
Total	3	15	5.0	1	12	0

KICKOFF RETURNS	NO	YDS	AVG	FC	LG	TD
[TOUCHBACK]	3	0	0.0	0	0	0
Total	0	0	0.0	0	0	0

## Los Angeles Chargers

RUSHING	ATT	YDS	AVG	LG	TD
J.Dobbins	14	32	2.3	12	0
G.Edwards	6	19	3.2	5	0
Q.Johnston	1	4	4.0	4	0
J.Herbert	3	0	0.0	2	0
Total	24	55	2.3	12	0

PASSING	ATT	CMP	YDS	SK/YD	TD	LG	IN	RT
J.Herbert	27	16	179	2/10	1	37	0	91.4
Total	27	16	179	2/10	1	37	0	91.4

PASS RECEIVING	TAR	REC	YDS	AVG	LG	TD
L.McConkey	7	5	67	13.4	37	1
J.Palmer	4	3	36	12.0	26	0
J.Dobbins	4	3	30	10.0	14	0
W.Dissly	3	2	24	12.0	22	0
Q.Johnston	5	1	9	9.0	9	0
S.Matlock	1	1	7	7.0	7	0
H.Hurst	3	1	6	6.0	6	0
Total	27	16	179	11.2	37	1

INTERCEPTIONS	NO	YDS	AVG	LG	TD
K.Fulton	1	29	29.0	29	0
Total	1	29	29.0	29	0

PUNTING	NO	YDS	AVG	NET	TB	IN20	LG
J.Scott	6	318	53.0	50.5	0	1	59
Total	6	318	53.0	50.5	0	1	59

PUNT RETURNS	NO	YDS	AVG	FC	LG	TD
D.Davis	0	0	0.0	2	0	0
[DOWNED]	2	0	0.0	0	0	0
Total	0	0	0.0	2	0	0

KICKOFF RETURNS	NO	YDS	AVG	FC	LG	TD
[TOUCHBACK]	4	0	0.0	0	0	0
Total	0	0	0.0	0	0	0

### Kansas City Chiefs

FUMBLES	FUM	LOST	OWN-REC	YDS	TD	FORCED	OPP-REC	YDS	TD	OUT-BDS
C.Steele	1	1	0	0	0	0	0	0	0	0
R.Rice	0	0	0	0	0	1	0	0	0	0
Total	1	1	0	0	0	1	0	0	0	0

### Los Angeles Chargers

FUMBLES	FUM	LOST	OWN-REC	YDS	TD	FORCED	OPP-REC	YDS	TD	OUT-BDS
K.Fulton	1	0	0	0	0	0	0	0	0	1
J.Herbert	1	0	0	-6	0	0	0	0	0	0
G.Edwards	0	0	1	0	0	0	0	0	0	0
T.Tuipulotu	0	0	0	0	0	1	0	0	0	0
E.Molden	0	0	0	0	0	0	1	0	0	0
Total	2	0	1	-6	0	1	1	0	0	1

Kansas City Chiefs vs Los Angeles Chargers  
9/29/2024 at SoFi Stadium

# Final Team Statistics

	Visitor Chiefs	Home Chargers
<b>TOTAL FIRST DOWNS</b>	16	12
By Rushing	6	3
By Passing	8	9
By Penalty	2	0
<b>THIRD DOWN EFFICIENCY</b>	9-16-56.3%	4-13-30.8%
<b>FOURTH DOWN EFFICIENCY</b>	0-0-0.0%	0-1-0.0%
<b>TOTAL NET YARDS</b>	329	224
Total Offensive Plays (inc. times thrown passing)	58	53
Average gain per offensive play	5.7	4.2
<b>NET YARDS RUSHING</b>	101	55
Total Rushing Plays	26	24
Average gain per rushing play	3.9	2.3
Tackles for a loss-number and yards	0-0	3-9
<b>NET YARDS PASSING</b>	228	169
Times thrown - yards lost attempting to pass	3-17	2-10
Gross yards passing	245	179
<b>PASS ATTEMPTS-COMPLETIONS-HAD INTERCEPTED</b>	29-19-1	27-16-0
Avg gain per pass play (inc.# thrown passing)	7.1	5.8
<b>KICKOFFS Number-In End Zone-Touchbacks</b>	4-4-4	3-3-3
<b>PUNTS Number and Average</b>	4-50.0	6-53.0
Had Blocked	0	0
<b>FGs - PATs Had Blocked</b>	0-0	0-0
<b>Net Punting Average</b>	50.0	50.5
<b>TOTAL RETURN YARDAGE (Not Including Kickoffs)</b>	15	29
No. and Yards Punt Returns	3-15	0-0
No. and Yards Kickoff Returns	0-0	0-0
No. and Yards Interception Returns	0-0	1-29
<b>PENALTIES Number and Yards</b>	5-40	9-51
<b>FUMBLES Number and Lost</b>	1-1	2-0
<b>TOUCHDOWNS</b>	2	1
Rushing	1	0
Passing	1	1
<b>EXTRA POINTS Made-Attempts</b>	2-2	1-1
Kicking Made-Attempts	2-2	1-1
<b>FIELD GOALS Made-Attempts</b>	1-2	1-2
<b>RED ZONE EFFICIENCY</b>	1-2-50%	1-2-50%
<b>GOAL TO GO EFFICIENCY</b>	1-1-100%	1-1-100%
<b>SAFETIES</b>	0	0
<b>FINAL SCORE</b>	17	10
<b>TIME OF POSSESSION</b>	29:08	30:52

**Kansas City Chiefs vs Los Angeles Chargers**  
**9/29/2024 at SoFi Stadium**

# Ball Possession And Drive Chart

**Kansas City Chiefs**

#	Time Recd	Time Lost	Time Poss	How Ball Obtained	Drive Began	# Play	Yds Gain	Yds Pen	Net Yds	1st Down	Last Scrm	How Given Up
1	15:00	12:52	2:08	Kickoff	KC 30	4	43	0	43	1	LAC 30	Fumble
2	6:16	6:06	0:10	Kickoff	KC 30	1	0	0	0	0	KC 30	Interception
3	3:53	2:25	1:28	Kickoff	KC 30	3	-2	0	-2	0	KC 28	Punt
4	14:44	13:18	1:26	Punt	KC 35	3	14	-5	9	0	KC 44	Punt
5	11:22	5:41	5:41	Punt	KC 35	9	15	0	15	2	50	Punt
6	4:14	4:06	0:08	Punt	KC 46	1	54	0	54	1	KC 46	Touchdown
7	3:12	0:00	3:12	Punt	KC 24	10	49	-20	29	2	LAC 47	Missed FG
8	11:46	6:26	5:20	Missed FG	KC 45	10	42	-5	37	2	* LAC 18	Field Goal
9	13:32	9:24	4:08	Downs	KC 3	8	44	-10	34	2	KC 37	Punt
10	8:16	6:04	2:12	Punt	KC 40	5	54	6	60	5	* LAC 2	Touchdown
11	3:15	0:00	3:15	Punt	KC 4	6	16	0	16	1	KC 21	End of Game

(322) Average KC 29

**Los Angeles Chargers**

#	Time Recd	Time Lost	Time Poss	How Ball Obtained	Drive Began	# Play	Yds Gain	Yds Pen	Net Yds	1st Down	Last Scrm	How Given Up
1	12:52	6:16	6:36	Fumble	LAC 26	10	74	0	74	5	* KC 7	Touchdown
2	6:06	3:53	2:13	Interception	KC 20	4	13	-25	-12	0	KC 32	Field Goal
3	2:25	14:44	2:41	Punt	LAC 19	4	8	-5	3	1	LAC 22	Punt
4	13:18	11:22	1:56	Punt	LAC 6	3	9	0	9	0	LAC 15	Punt
5	5:41	4:14	1:27	Punt	LAC 2	3	1	-1	0	0	LAC 2	Punt
6	4:06	3:12	0:54	Kickoff	LAC 30	3	-8	-5	-13	0	LAC 17	Punt
7	15:00	11:46	3:14	Kickoff	LAC 30	6	42	-9	33	1	KC 37	Missed FG
8	6:26	13:32	7:54	Kickoff	LAC 30	14	67	0	67	4	* KC 3	Downs
9	9:24	8:16	1:08	Punt	LAC 15	3	1	0	1	0	LAC 16	Punt
10	6:04	3:15	2:49	Kickoff	LAC 30	5	11	0	11	1	LAC 41	Punt

(268) Average LAC 27

**\* inside opponent's 20**

Time of Possession by Quarter		1st	2nd	3rd	4th	OT	Total
<b>Visitor</b>	Kansas City Chiefs	3:46	10:27	5:20	9:35		29:08
<b>Home</b>	Los Angeles Chargers	11:14	4:33	9:40	5:25		30:52
<b>Kickoff Drive No.-Start Average</b>		Chiefs: 3 - KC 30		Chargers: 4 - LAC 30			



**Kansas City Chiefs vs Los Angeles Chargers**  
**9/29/2024 at SoFi Stadium**

# Final Defensive Statistics

Kansas City Chiefs	Regular Defensive Plays											Special Teams					Misc				
	TKL	AST	COMB	SK	/ YDS	TFL	Q	IN	PD	FF	FR	TKL	AST	FF	FR	BL	TKL	AST	FF	FR	
D. Tranquill	7	3	10	0	0	1	1	0	0	0	0	0	0	0	0	0	0	0	0	0	0
T. McDuffie	3	3	6	0	0	1	1	0	1	0	0	0	0	0	0	0	0	0	0	0	0
B. Cook	4	1	5	0	0	0	0	0	0	0	0	0	0	0	0	0	0	0	0	0	0
N. Bolton	4	1	5	0	0	0	0	0	0	0	0	0	0	0	0	0	0	0	0	0	0
C. Jones	3	1	4	2	10	2	3	0	0	0	0	0	0	0	0	0	0	0	0	0	0
C. Conner	3	0	3	0	0	0	0	0	0	0	0	0	0	0	0	0	0	0	0	0	0
L. Chenal	3	0	3	0	0	1	0	0	0	0	0	0	0	0	0	0	0	0	0	0	0
G. Karlaftis	2	1	3	0	0	0	1	0	0	0	0	0	0	0	0	0	0	0	0	0	0
Ja. Watson	2	1	3	0	0	0	0	0	2	0	0	0	0	0	0	0	0	0	0	0	0
M. Herring	2	0	2	0	0	0	1	0	0	0	0	0	0	0	0	0	0	0	0	0	0
F. Anudike-Uzomah	1	1	2	0	0	0	2	0	0	0	0	0	0	0	0	0	0	0	0	0	0
M. Pannel	1	1	2	0	0	0	0	0	0	0	0	0	0	0	0	0	0	0	0	0	0
N. Johnson	0	2	2	0	0	0	0	0	0	0	0	0	0	0	0	0	0	0	0	0	0
J. Reid	0	1	1	0	0	0	0	0	1	0	0	0	0	0	0	0	0	0	0	0	0
T. Wharton	0	0	0	0	0	0	1	0	0	0	0	0	0	0	0	0	0	0	0	0	0
R. Rice	0	0	0	0	0	0	0	0	0	0	0	0	0	0	0	0	1	0	1	0	0
<b>Total</b>	<b>35</b>	<b>16</b>	<b>51</b>	<b>2</b>	<b>10</b>	<b>5</b>	<b>10</b>	<b>0</b>	<b>4</b>	<b>0</b>	<b>0</b>	<b>0</b>	<b>0</b>	<b>0</b>	<b>0</b>	<b>0</b>	<b>1</b>	<b>0</b>	<b>1</b>	<b>0</b>	<b>0</b>

**TKL = Tackle AST = Assist COMB = Combined QH=QB Hit IN = Interception PD = Pass Defense FF = Forced Fumble FR = Fumble Recovery**

Los Angeles Chargers	Regular Defensive Plays											Special Teams					Misc				
	TKL	AST	COMB	SK	/ YDS	TFL	QH	IN	PD	FF	FR	TKL	AST	FF	FR	BL	TKL	AST	FF	FR	
D. Perryman	6	2	8	0	0	0	0	0	0	0	0	0	0	0	0	0	0	0	0	0	0
E. Molden	5	3	8	0	0	0	0	0	0	0	1	0	0	0	0	0	0	0	0	0	0
D. Henley	4	3	7	0	0	0	0	0	0	0	0	0	0	0	0	0	0	0	0	0	0
T. Still	3	2	5	0.5	4.5	0	1	0	0	0	0	0	0	0	0	0	0	0	0	0	0
K. Mack	2	3	5	0	0	0	0	0	1	0	0	0	0	0	0	0	0	0	0	0	0
A. Samuel	4	0	4	0	0	0	0	0	0	0	0	0	0	0	0	0	0	0	0	0	0
T. Tuipulotu	1	3	4	0	0	0	0	0	1	1	0	0	0	0	0	0	0	0	0	0	0
O. Ogbornia	1	2	3	0	0	0	0	0	1	0	0	0	0	0	0	0	0	0	0	0	0
A. Gilman	0	3	3	0	0	0	0	0	0	0	0	0	0	0	0	0	0	0	0	0	0
B. Dupree	2	0	2	2	8	2	2	0	0	0	0	0	0	0	0	0	0	0	0	0	0
A. Finley	2	0	2	0	0	0	0	0	0	0	0	0	0	0	0	0	0	0	0	0	0
K. Fulton	1	1	2	0	0	0	0	1	2	0	0	0	0	0	0	0	0	0	0	0	0
P. Ford	1	1	2	0	0	0	0	0	0	0	0	0	0	0	0	0	0	0	0	0	0
T. Dye	0	2	2	0.5	4.5	0	1	0	0	0	0	1	0	0	0	0	0	0	0	0	0
T. Tart	0	2	2	0	0	0	0	0	0	0	0	0	0	0	0	0	0	0	0	0	0
M. Fox	1	0	1	0	0	0	0	0	0	0	0	0	0	0	0	0	0	0	0	0	0
C. Hart	0	0	0	0	0	0	0	0	0	0	0	1	0	0	0	0	0	0	0	0	0
S. Fehoko	0	0	0	0	0	0	0	0	0	0	0	1	0	0	0	0	0	0	0	0	0
G. Edwards	0	0	0	0	0	0	0	0	0	0	0	0	0	0	0	0	0	0	0	1	0
<b>Total</b>	<b>33</b>	<b>27</b>	<b>60</b>	<b>3</b>	<b>17</b>	<b>2</b>	<b>4</b>	<b>1</b>	<b>5</b>	<b>1</b>	<b>1</b>	<b>3</b>	<b>0</b>	<b>0</b>	<b>0</b>	<b>0</b>	<b>0</b>	<b>0</b>	<b>0</b>	<b>1</b>	<b>1</b>





Play By Play

# First Quarter

9/29/2024

LAC wins the coin toss and elects to defer. KC elects to Receive, and LAC elects to defend the south goal.

C.Dicker kicks 65 yards from LAC 35 to end zone, Touchback to the KC 30.

**Kansas City Chiefs at 15:00**

- 1-10-KC 30 (15:00) (Shotgun) P.Mahomes pass short right to C.Steele to KC 30 for no gain (P.Ford).
- 2-10-KC 30 (14:20) P.Mahomes pass short right to N.Gray to KC 32 for 2 yards (D.Henley).
- 3-8-KC 32 (13:35) (Shotgun) P.Mahomes pass deep right to T.Kelce to LAC 30 for 38 yards (A.Finley). P1
- 1-10-LAC 30 (12:59) C.Steele up the middle to LAC 27 for 3 yards (T.Tuipulotu). FUMBLES (T.Tuipulotu), RECOVERED by LAC-E.Molden at LAC 26.

**Los Angeles Chargers at 12:52**

- 1-10-LAC 26 (12:52) (Shotgun) J.Herbert pass short right to L.McConkey to LAC 31 for 5 yards (T.McDuffie; D.Tranquill).
- 2-5-LAC 31 (12:07) Q.Johnston left end pushed ob at LAC 35 for 4 yards (B.Cook).
- 3-1-LAC 35 (11:15) G.Edwards up the middle to LAC 40 for 5 yards (N.Bolton, B.Cook). R1  
Timeout #1 by LAC at 10:36.
- 1-10-LAC 40 (10:36) (Shotgun) J.Dobbins up the middle to KC 48 for 12 yards (N.Bolton). R2
- 1-10-KC 48 (9:55) (Shotgun) J.Dobbins left guard to KC 48 for no gain (M.Herring, D.Tranquill).
- 2-10-KC 48 (9:18) (Shotgun) J.Herbert pass short left to W.Dissly to KC 26 for 22 yards (B.Cook). P3
- 1-10-KC 26 (8:33) (Shotgun) J.Dobbins right guard to KC 24 for 2 yards (M.Pennel).
- 2-8-KC 24 (7:47) (Shotgun) J.Herbert pass short right to L.McConkey to KC 9 for 15 yards (Ja.Watson). P4
- 1-9-KC 9 (7:00) (Shotgun) G.Edwards left tackle to KC 7 for 2 yards (D.Tranquill, N.Johnson).
- 2-7-KC 7 **(6:21) (Shotgun) J.Herbert pass short middle to L.McConkey for 7 yards, TOUCHDOWN [M.Herring].** P5  
C.Dicker extra point is GOOD, Center-J.Harris, Holder-J.Scott.

Timeout at 06:16.

**KC 0 LAC 7, 10 plays, 74 yards, 6:36 drive, 8:44 elapsed**

C.Dicker kicks 65 yards from LAC 35 to end zone, Touchback to the KC 30.

**Kansas City Chiefs at 6:16**

- 1-10-KC 30 (6:16) (Shotgun) P.Mahomes pass deep left intended for T.Kelce INTERCEPTED by K.Fulton at KC 49. K.Fulton to KC 20 for 29 yards (R.Rice). FUMBLES (R.Rice), RECOVERED by KC-C.Humphrey at KC 20. KC-R.Rice was injured during the play. The Replay Official reviewed the ball was inbounds ruling, and the play was REVERSED. (Shotgun) P.Mahomes pass deep left intended for T.Kelce INTERCEPTED by K.Fulton at KC 49. K.Fulton to KC 20 for 29 yards (R.Rice). FUMBLES (R.Rice), ball out of bounds at KC 20.

**Los Angeles Chargers at 6:06**

- 1-10-KC 20 (6:06) (Shotgun) G.Edwards left end to KC 19 for 1 yard (N.Bolton; D.Tranquill).  
*PENALTY on LAC-S.Mustipher, Chop Block, 15 yards, enforced at KC 20 - No Play.*
- 1-25-KC 35 (5:38) (Shotgun) J.Herbert pass short right to H.Hurst ran ob at KC 29 for 6 yards.
- 2-19-KC 29 (5:07) J.Herbert pass incomplete short left to J.Dobbins (G.Karlaftis) [G.Karlaftis].  
*PENALTY on LAC-J.Salyer, Offensive Holding, 10 yards, enforced at KC 29 - No Play.*
- 2-29-KC 39 (5:03) (Shotgun) J.Dobbins up the middle to KC 35 for 4 yards (G.Karlaftis).
- 3-25-KC 35 (4:32) J.Dobbins left end pushed ob at KC 32 for 3 yards (C.Conner, T.McDuffie).
- 4-22-KC 32 **(3:58) C.Dicker 50 yard field goal is GOOD, Center-J.Harris, Holder-J.Scott.**

Timeout at 03:53.

**KC 0 LAC 10, 4 plays, -12 yards, 2:13 drive, 11:07 elapsed**

**Kansas City Chiefs**

\*\* Injury Update: KC-R.Rice return is Questionable.

C.Dicker kicks 65 yards from LAC 35 to end zone, Touchback to the KC 30.

**Kansas City Chiefs at 3:53**

- 1-10-KC 30 (3:53) (Shotgun) C.Steele left end to KC 33 for 3 yards (A.Samuel).
- 2-7-KC 33 (3:18) (Shotgun) P.Mahomes pass incomplete short middle to C.Steele (O.Ogbonnia).
- 3-7-KC 33 (3:12) (Shotgun) P.Mahomes sacked at KC 28 for -5 yards (B.Dupree).
- 4-12-KC 28 (2:35) M.Araiza punts 53 yards to LAC 19, Center-J.Winchester, downed by KC-N.Johnson.

Timeout at 02:25.

**Los Angeles Chargers at 2:25**

- 1-10-LAC 19 (2:25) (Shotgun) J.Herbert pass short left to J.Dobbins pushed ob at LAC 30 for 11 yards (D.Tranquill). P6
- 1-10-LAC 30 (1:44) (Shotgun) J.Herbert FUMBLES (Aborted) at LAC 24, recovered by LAC-G.Edwards at LAC 24. G.Edwards to LAC 24 for no gain (D.Tranquill).

**Kansas City Chiefs vs Los Angeles Chargers at SoFi Stadium**

2-16-LAC 24 (1:00) (Shotgun) PENALTY on LAC-T.Pipkins, False Start, 5 yards, enforced at LAC 24 - No Play.

\*\* Injury Update: KC-R.Rice is Out of the game.

2-21-LAC 19 (:38) (Shotgun) J.Herbert pass short left to L.McConkey to LAC 22 for 3 yards (N.Bolton).

**END OF QUARTER**

	Score	Time Poss	First Downs				Efficiencies	
			R	P	X	T	3 Down	4 Down
<b>Kansas City Chiefs</b>	<b>0</b>	<b>3:46</b>	<b>0</b>	<b>1</b>	<b>0</b>	<b>1</b>	<b>1/2</b>	<b>0/0</b>
<b>Los Angeles Chargers</b>	<b>10</b>	<b>11:14</b>	<b>2</b>	<b>4</b>	<b>0</b>	<b>6</b>	<b>1/2</b>	<b>0/0</b>

# Second Quarter

9/29/2024

## Play By Play

Los Angeles Chargers continued.

- 3-18-LAC 22 (15:00) (Shotgun) J.Herbert pass incomplete short right to J.Palmer [F.Anudike-Uzomah].
- 4-18-LAC 22 (14:55) J.Scott punts 48 yards to KC 30, Center-J.Harris. M.Hardman to KC 35 for 5 yards (C.Hart).

### Kansas City Chiefs at 14:44

- 1-10-KC 35 (14:44) (Shotgun) *PENALTY on KC-J.Taylor, False Start, 5 yards, enforced at KC 35 - No Play.*
- 1-15-KC 30 (14:44) (Shotgun) K.Hunt up the middle to KC 39 for 9 yards (D.Henley; A.Gilman).
- 2-6-KC 39 (14:09) (Shotgun) P.Mahomes pass short right to T.Kelce to KC 44 for 5 yards (E.Molden).
- 3-1-KC 44 (13:28) (Shotgun) P.Mahomes pass incomplete short right to S.Moore.
- 4-1-KC 44 (13:25) M.Araiza punts 50 yards to LAC 6, Center-J.Winchester, fair catch by D.Davis.

Timeout at 13:18.

### Los Angeles Chargers at 13:18

- 1-10-LAC 6 (13:18) J.Herbert pass short right to W.Dissly to LAC 8 for 2 yards (L.Chenal).
- 2-8-LAC 8 (12:33) (Shotgun) J.Herbert pass short right to S.Matlock pushed ob at LAC 15 for 7 yards (D.Tranquill).
- 3-1-LAC 15 (12:04) (Shotgun) J.Dobbins left guard to LAC 15 for no gain (Ja.Watson, D.Tranquill).
- 4-1-LAC 15 (11:29) J.Scott punts 50 yards to KC 35, Center-J.Harris, fair catch by M.Hardman.

Timeout at 11:22.

### Kansas City Chiefs at 11:22

- 1-10-KC 35 (11:22) (Shotgun) K.Hunt left end to KC 36 for 1 yard (K.Fulton, K.Mack).
- 2-9-KC 36 (10:45) (Shotgun) P.Mahomes pass short right to T.Kelce to KC 44 for 8 yards (D.Perryman).
- 3-1-KC 44 (10:14) K.Hunt up the middle to KC 47 for 3 yards (D.Perryman; T.Tuipulotu). R2
- 1-10-KC 47 (9:42) (Shotgun) P.Mahomes pass short left to T.Kelce to LAC 48 for 5 yards (D.Perryman).
- 2-5-LAC 48 (9:08) (Shotgun) K.Hunt left guard to LAC 46 for 2 yards (D.Perryman, O.Ogbonnia).
- 3-3-LAC 46 (8:28) (Shotgun) S.Perine up the middle to LAC 42 for 4 yards (M.Fox). R3
- 1-10-LAC 42 (7:56) S.Perine up the middle to LAC 38 for 4 yards (E.Molden, D.Henley).
- 2-6-LAC 38 (7:19) (Shotgun) P.Mahomes sacked ob at LAC 41 for -3 yards (B.Dupree).
- 3-9-LAC 41 (6:36) (Shotgun) P.Mahomes sacked at 50 for -9 yards (sack split by T.Still and T.Dye).
- 4-18-50 (5:52) M.Araiza punts 48 yards to LAC 2, impetus ends at LAC 1, Center-J.Winchester, downed by KC-N.Johnson.

Timeout at 05:41.

### Los Angeles Chargers at 5:41

- 1-10-LAC 2 (5:41) (Shotgun) J.Dobbins right guard to LAC 3 for 1 yard (C.Conner).
- 2-9-LAC 3 (5:00) (Shotgun) *PENALTY on LAC-J.Salyer, False Start, 1 yard, enforced at LAC 3 - No Play.*
- 2-10-LAC 2 (4:34) J.Herbert pass incomplete deep left to Q.Johnston.
- 3-10-LAC 2 (4:27) (Shotgun) J.Herbert pass incomplete short right to W.Dissly (T.McDuffie) [T.McDuffie].
- 4-10-LAC 2 (4:24) J.Scott punts 50 yards to KC 48, Center-J.Harris. M.Hardman to KC 46 for -2 yards (S.Fehoko).

Timeout at 04:14.

### Kansas City Chiefs at 4:14

- 1-10-KC 46 (4:14) (Shotgun) **P.Mahomes pass deep left to X.Worthy for 54 yards, TOUCHDOWN.** P4  
*Penalty on LAC-K.Fulton, Defensive Pass Interference, declined.*  
 H.Butker extra point is GOOD, Center-J.Winchester, Holder-M.Araiza.

Timeout at 04:06.

**KC 7 LAC 10, 1 plays, 54 yards, 0:08 drive, 10:54 elapsed**

H.Butker kicks 65 yards from KC 35 to end zone, Touchback to the LAC 30.

### Los Angeles Chargers at 4:06

- 1-10-LAC 30 (4:06) (Shotgun) *PENALTY on LAC-S.Matlock, False Start, 5 yards, enforced at LAC 30 - No Play.*
- 1-15-LAC 25 (4:06) (Shotgun) J.Herbert pass incomplete short left to Q.Johnston.
- 2-15-LAC 25 (4:04) (Shotgun) J.Herbert right guard to LAC 23 for -2 yards (L.Chenal).
- 3-17-LAC 23 (3:28) (Shotgun) J.Herbert sacked at LAC 17 for -6 yards (C.Jones).  
*Penalty on LAC-T.Pipkins, Face Mask, declined.*
- 4-23-LAC 17 (3:21) J.Scott punts 59 yards to KC 24, Center-J.Harris, out of bounds.

### Kansas City Chiefs at 3:12

**Kansas City Chiefs vs Los Angeles Chargers at SoFi Stadium**

- 1-10-KC 24 (3:12) (Shotgun) P.Mahomes pass incomplete short right to K.Hunt (T.Tuipulotu).
- 2-10-KC 24 (3:08) (Shotgun) P.Mahomes scrambles right end pushed ob at KC 27 for 3 yards (D.Perryman).  
*PENALTY on KC-J.Taylor, Offensive Holding, 10 yards, enforced at KC 24 - No Play.*
- 2-20-KC 14 (2:45) (Shotgun) K.Hunt left tackle to KC 24 for 10 yards (K.Fulton; A.Gilman).

Two-Minute Warning

- 3-10-KC 24 (2:00) (Shotgun) P.Mahomes pass deep middle to T.Kelce to KC 42 for 18 yards (E.Molden). P5
- 1-10-KC 42 (1:42) (No Huddle, Shotgun) P.Mahomes pass short right to N.Gray to KC 49 for 7 yards (T.Still; D.Henley).
- 2-3-KC 49 (1:24) (No Huddle, Shotgun) P.Mahomes pass short left to N.Gray to LAC 49 for 2 yards (T.Still).  
Timeout #2 by LAC at 00:49.
- 3-1-LAC 49 (:49) (Shotgun) S.Perine up the middle to LAC 47 for 2 yards (T.Dye; K.Mack). R6  
Timeout #1 by KC at 00:45.
- 1-10-LAC 47 (:45) (Shotgun) P.Mahomes pass incomplete short right.
- 2-10-LAC 47 (:38) (Shotgun) P.Mahomes pass short right to N.Gray pushed ob at LAC 40 for 7 yards (T.Still).  
*PENALTY on KC-T.Smith, Offensive Holding, 10 yards, enforced at LAC 47 - No Play.*
- 2-20-KC 43 (:32) (Shotgun) P.Mahomes pass incomplete short right to S.Moore.
- 3-20-KC 43 (:26) (Shotgun) P.Mahomes pass short middle to Ju.Watson to LAC 47 for 10 yards (T.Still).  
Timeout #3 by LAC at 00:04.
- 4-10-LAC 47 (:04) H.Butker 65 yard field goal is No Good, Short, Center-J.Winchester, Holder-M.Araiza.

**END OF QUARTER**

		<b>Time Poss</b>	<b>First Downs</b>				<b>Efficiencies</b>	
	<b>Score</b>		<b>R</b>	<b>P</b>	<b>X</b>	<b>T</b>	<b>3 Down</b>	<b>4 Down</b>
<b>Kansas City Chiefs</b>	<b>7</b>	<b>10:27</b>	<b>3</b>	<b>2</b>	<b>0</b>	<b>5</b>	<b>4/7</b>	<b>0/0</b>
<b>Los Angeles Chargers</b>	<b>10</b>	<b>4:33</b>	<b>0</b>	<b>0</b>	<b>0</b>	<b>0</b>	<b>0/4</b>	<b>0/0</b>

# Third Quarter

## Play By Play

LAC elects to Receive, and KC elects to defend the North goal.

H.Butker kicks 65 yards from KC 35 to end zone, Touchback to the LAC 30.

### Los Angeles Chargers at 15:00

- 1-10-LAC 30 (15:00) (Shotgun) J.Dobbins up the middle to LAC 34 for 4 yards (C.Jones).
- 2-6-LAC 34 (14:20) (Shotgun) J.Dobbins right end to LAC 37 for 3 yards (N.Bolton).  
*PENALTY on LAC, Illegal Formation, 4 yards, enforced at LAC 34 - No Play.*
- 2-10-LAC 30 (13:52) (Shotgun) J.Herbert pass short middle to L.McConkey pushed ob at KC 33 for 37 yards (B.Cook) [C.Jones]. P7
- 1-10-KC 33 (13:09) *PENALTY on LAC-S.Mustipher, False Start, 5 yards, enforced at KC 33 - No Play.*
- 1-15-KC 38 (12:43) (Shotgun) J.Dobbins up the middle to KC 37 for 1 yard (D.Tranquill).
- 2-14-KC 37 (12:01) (Shotgun) J.Herbert pass incomplete deep left to Q.Johnston.
- 3-14-KC 37 (11:56) (Shotgun) J.Herbert pass incomplete short left to Q.Johnston (Ja.Watson, J.Reid).
- 4-14-KC 37 (11:51) C.Dicker 55 yard field goal is No Good, Wide Right, Center-J.Harris, Holder-J.Scott.

Timeout at 11:46.

### Kansas City Chiefs at 11:46

- 1-10-KC 45 (11:46) (Shotgun) K.Hunt up the middle to KC 49 for 4 yards (D.Perryman).
- 2-6-KC 49 (11:10) (Shotgun) P.Mahomes pass short left to T.Kelce to LAC 47 for 4 yards (D.Henley).
- 3-2-LAC 47 (10:27) (Shotgun) P.Mahomes pass short right to X.Worthy to LAC 43 for 4 yards (T.Still). P7
- 1-10-LAC 43 (9:51) (Shotgun) K.Hunt up the middle to LAC 39 for 4 yards (T.Tart; K.Mack).
- 2-6-LAC 39 (9:12) (Shotgun) *PENALTY on KC-J.Taylor, False Start, 5 yards, enforced at LAC 39 - No Play.*
- 2-11-LAC 44 (8:56) (Shotgun) P.Mahomes pass incomplete short middle to Ju.Watson (K.Fulton).
- 3-11-LAC 44 (8:50) (Shotgun) P.Mahomes pass deep middle to Ju.Watson to LAC 27 for 17 yards (E.Molden). P8  
Los Angeles Chargers challenged the pass completion ruling, and the play was Upheld. The ruling on the field stands. (Timeout #1.)
- 1-10-LAC 27 (8:04) P.Mahomes pass incomplete short right to C.Steele.
- 2-10-LAC 27 (7:57) (Shotgun) P.Mahomes pass short right to K.Hunt pushed ob at LAC 20 for 7 yards (D.Henley).
- 3-3-LAC 20 (7:18) (Shotgun) P.Mahomes scrambles up the middle to LAC 18 for 2 yards (K.Mack).
- 4-1-LAC 18 (6:30) **H.Butker 37 yard field goal is GOOD, Center-J.Winchester, Holder-M.Araiza.**

Timeout at 06:26.

**KC 10 LAC 10, 10 plays, 37 yards, 5:20 drive, 8:34 elapsed**

H.Butker kicks 65 yards from KC 35 to end zone, Touchback to the LAC 30.

### Los Angeles Chargers at 6:26

- 1-10-LAC 30 (6:26) (Shotgun) J.Herbert pass deep right to J.Palmer to KC 44 for 26 yards (B.Cook). P8
- 1-10-KC 44 (5:41) (Shotgun) G.Edwards right tackle to KC 40 for 4 yards (T.McDuffie).
- 2-6-KC 40 (5:03) (Shotgun) G.Edwards right guard to KC 35 for 5 yards (D.Tranquill, N.Bolton).
- 3-1-KC 35 (4:24) J.Herbert up the middle to KC 33 for 2 yards (L.Chenal). R9
- 1-10-KC 33 (3:46) (Shotgun) J.Dobbins up the middle to KC 29 for 4 yards (G.Karlaftis).
- 2-6-KC 29 (3:05) (Shotgun) J.Dobbins right guard to KC 29 for no gain (G.Karlaftis; M.Pennel).
- 3-6-KC 29 (2:19) (Shotgun) J.Herbert pass short left to J.Palmer to KC 23 for 6 yards (C.Conner). P10  
*Penalty on KC-F.Anudike-Uzomah, Defensive Offside, declined.*
- 1-10-KC 23 (1:49) (Shotgun) J.Herbert pass incomplete deep middle to L.McConkey.
- 2-10-KC 23 (1:42) (Shotgun) G.Edwards up the middle to KC 21 for 2 yards (F.Anudike-Uzomah).
- 3-8-KC 21 (:59) (Shotgun) J.Herbert pass short middle to Q.Johnston to KC 12 for 9 yards (T.McDuffie). P11
- 1-10-KC 12 (:16) (Shotgun) J.Dobbins right tackle to KC 12 for no gain (D.Tranquill).

### END OF QUARTER

	Score	Time Poss	First Downs				Efficiencies	
			R	P	X	T	3 Down	4 Down
<b>Kansas City Chiefs</b>	<b>10</b>	<b>5:20</b>	<b>0</b>	<b>2</b>	<b>0</b>	<b>2</b>	<b>2/3</b>	<b>0/0</b>
<b>Los Angeles Chargers</b>	<b>10</b>	<b>9:40</b>	<b>1</b>	<b>4</b>	<b>0</b>	<b>5</b>	<b>3/4</b>	<b>0/0</b>



# Fourth Quarter

9/29/2024

## Play By Play

Los Angeles Chargers continued.

- 2-10-KC 12 (15:00) (Shotgun) J.Herbert pass short left to J.Dobbins to KC 7 for 5 yards (T.McDuffie; N.Johnson) [G.Karlaftis].
- 3-5-KC 7 (14:14) (Shotgun) J.Herbert pass short right to J.Palmer to KC 3 for 4 yards (N.Bolton).  
Timeout #2 by LAC at 13:37.
- 4-1-KC 3 (13:37) (Shotgun) J.Herbert pass incomplete short middle to H.Hurst [F.Anudike-Uzomah].  
*Penalty on LAC-S.Mustipher, Offensive Holding, declined.*

Timeout at 13:32.

### Kansas City Chiefs at 13:32

- 1-10-KC 3 (13:32) K.Hunt right guard to KC 9 for 6 yards (D.Perryman, T.Tuipulotu).
- 2-4-KC 9 (12:57) (Shotgun) K.Hunt right tackle to KC 16 for 7 yards (P.Ford; D.Perryman). R9
- 1-10-KC 16 (12:23) (Shotgun) K.Hunt up the middle to KC 21 for 5 yards (O.Ogbonnia).
- 2-5-KC 21 (11:45) (Shotgun) S.Perine right guard to KC 23 for 2 yards (T.Tuipulotu; T.Tart).
- 3-3-KC 23 (11:09) (Shotgun) P.Mahomes scrambles right end pushed ob at KC 36 for 13 yards (A.Samuel). R10
- 1-10-KC 36 (10:37) K.Hunt right end to KC 42 for 6 yards (D.Henley, A.Samuel). LAC-T.Tart was injured during the play.  
*PENALTY on KC-N.Gray, Offensive Holding, 10 yards, enforced at KC 36 - No Play.*
- 1-20-KC 26 (10:24) (Shotgun) P.Mahomes pass incomplete short left to X.Worthy (K.Mack).
- 2-20-KC 26 (10:21) (Shotgun) P.Mahomes pass short right to T.Kelce to KC 37 for 11 yards (A.Samuel) [B.Dupree].
- 3-9-KC 37 (9:38) (Shotgun) P.Mahomes pass incomplete short right to T.Kelce.
- 4-9-KC 37 (9:31) M.Araiza punts 48 yards to LAC 15, Center-J.Winchester, fair catch by D.Davis.

Timeout at 09:24.

### Los Angeles Chargers at 9:24

- 1-10-LAC 15 (9:24) G.Edwards left tackle to LAC 16 for 1 yard (M.Herring).
- 2-9-LAC 16 (8:41) (Shotgun) J.Herbert pass incomplete deep left to J.Dobbins.
- 3-9-LAC 16 (8:32) (Shotgun) J.Herbert pass incomplete short right to L.McConkey (Ja.Watson) [T.Wharton].
- 4-9-LAC 16 (8:27) J.Scott punts 56 yards to KC 28, Center-J.Harris. M.Hardman to KC 40 for 12 yards (T.Dye).

Timeout at 08:16.

### Kansas City Chiefs at 8:16

- 1-10-KC 40 (8:16) P.Mahomes pass deep middle to N.Gray to LAC 31 for 29 yards (E.Molden; A.Gilman). P11
  - 1-10-LAC 31 (7:37) (Shotgun) K.Hunt right end to LAC 22 for 9 yards (D.Perryman, E.Molden). X12  
*PENALTY on LAC-O.Ogbonnia, Defensive Holding, 5 yards, enforced at LAC 22.*
  - 1-10-LAC 17 (7:17) K.Hunt right end to LAC 12 for 5 yards (D.Henley, E.Molden). LAC-D.Henley was injured during the play.
- Timeout at 07:06.
- 2-5-LAC 12 (6:52) (Shotgun) P.Mahomes pass short middle to K.Hunt to LAC 3 for 9 yards (A.Finley). P13
  - 1-3-LAC 3 (6:14) (Shotgun) P.Mahomes pass incomplete short left [K.Mack]. X14  
*PENALTY on LAC-A.Gilman, Defensive Holding, 1 yard, enforced at LAC 3 - No Play.*
  - 1-2-LAC 2 (6:08) **S.Perine up the middle for 2 yards, TOUCHDOWN.** R15  
H.Butker extra point is GOOD, Center-J.Winchester, Holder-M.Araiza.

Timeout at 06:04.

**KC 17 LAC 10, 5 plays, 60 yards, 2 penalties, 2:12 drive, 8:56 elapsed**

H.Butker kicks 65 yards from KC 35 to end zone, Touchback to the LAC 30.

### Los Angeles Chargers at 6:04

- 1-10-LAC 30 (6:04) (Shotgun) J.Dobbins right guard to LAC 32 for 2 yards (C.Jones; F.Anudike-Uzomah).
- 2-8-LAC 32 (5:29) (Shotgun) J.Herbert pass short middle to J.Dobbins to LAC 46 for 14 yards (Ja.Watson; J.Reid). P12
- 1-10-LAC 46 (4:43) (Shotgun) J.Dobbins up the middle to LAC 45 for -1 yards (T.McDuffie).
- 2-11-LAC 45 (4:06) J.Herbert pass incomplete short middle to H.Hurst [D.Tranquill].
- 3-11-LAC 45 (4:01) (Shotgun) J.Herbert sacked at LAC 41 for -4 yards (C.Jones).
- 4-15-LAC 41 (3:26) J.Scott punts 55 yards to KC 4, Center-J.Harris, downed by LAC-S.Fehoko.

### Kansas City Chiefs at 3:15

- 1-10-KC 4 (3:15) K.Hunt up the middle to KC 8 for 4 yards (E.Molden, O.Ogbonnia). \*\* Injury Update: LAC-T.Tart has returned to the game. \*\* Injury Update: LAC-D.Henley has returned to the game.  
Timeout #3 by LAC at 03:08.

**Kansas City Chiefs vs Los Angeles Chargers at SoFi Stadium**

2-6-KC 8 (3:08) K.Hunt right tackle to KC 8 for no gain (K.Mack).  
 3-6-KC 8 (2:22) (Shotgun) P.Mahomes pass short middle to X.Worthy to KC 23 for 15 yards (A.Samuel).

Two-Minute Warning

1-10-KC 23 (2:00) P.Mahomes kneels to KC 22 for -1 yards.  
 2-11-KC 22 (1:18) P.Mahomes kneels to KC 21 for -1 yards.  
 3-12-KC 21 (:38) P.Mahomes kneels to KC 20 for -1 yards.

<b>END OF QUARTER</b>	<b>Score</b>	<b>Time Poss</b>	<b>First Downs</b>				<b>Efficiencies</b>	
			<b>R</b>	<b>P</b>	<b>X</b>	<b>T</b>	<b>3 Down</b>	<b>4 Down</b>
<b>Kansas City Chiefs</b>	<b>17</b>	<b>9:35</b>	<b>3</b>	<b>3</b>	<b>2</b>	<b>8</b>	<b>2/4</b>	<b>0/0</b>
<b>Los Angeles Chargers</b>	<b>10</b>	<b>5:25</b>	<b>0</b>	<b>1</b>	<b>0</b>	<b>1</b>	<b>0/3</b>	<b>0/1</b>

# Miscellaneous Statistics Report

Kansas City Chiefs vs Los Angeles Chargers  
9/29/2024 at SoFi Stadium

## Ten Longest Plays for Kansas City Chiefs

Yards	Qtr	Play Start	Play Description
54	2	1-10-KC 46	(4:14) (Shotgun) P.Mahomes pass deep left to X.Worthy for 54 yards, TOUCHDOWN. Penalty on LAC-K.Fulton, Defensive Pass Interference, declined.
38	1	3-8-KC 32	(13:35) (Shotgun) P.Mahomes pass deep right to T.Kelce to LAC 30 for 38 yards (A.Finley).
29	4	1-10-KC 40	(8:16) P.Mahomes pass deep middle to N.Gray to LAC 31 for 29 yards (E.Molden; A.Gilman).
18	2	3-10-KC 24	(2:00) (Shotgun) P.Mahomes pass deep middle to T.Kelce to KC 42 for 18 yards (E.Molden).
17	3	3-11-LAC 44	(8:50) (Shotgun) P.Mahomes pass deep middle to Ju.Watson to LAC 27 for 17 yards (E.Molden). Los Angeles Chargers challenged the pass completion ruling, and the play was Upheld. The ruling on the field stands. (Timeout #1.)
15	4	3-6-KC 8	(2:22) (Shotgun) P.Mahomes pass short middle to X.Worthy to KC 23 for 15 yards (A.Samuel).
14	4	1-10-LAC 31	(7:37) (Shotgun) K.Hunt right end to LAC 22 for 9 yards (D.Perryman, E.Molden). PENALTY on LAC-O.Ogbonnia, Defensive Holding, 5 yards, enforced at LAC 22.
13	4	3-3-KC 23	(11:09) (Shotgun) P.Mahomes scrambles right end pushed ob at KC 36 for 13 yards (A.Samuel).
11	4	2-20-KC 26	(10:21) (Shotgun) P.Mahomes pass short right to T.Kelce to KC 37 for 11 yards (A.Samuel) [B.Dupree].
10	2	2-20-KC 14	(2:45) (Shotgun) K.Hunt left tackle to KC 24 for 10 yards (K.Fulton; A.Gilman).

## Ten Longest Plays for Los Angeles Chargers

Yards	Qtr	Play Start	Play Description
37	3	2-10-LAC 30	(13:52) (Shotgun) J.Herbert pass short middle to L.McConkey pushed ob at KC 33 for 37 yards (B.Cook) [C.Jones].
26	3	1-10-LAC 30	(6:26) (Shotgun) J.Herbert pass deep right to J.Palmer to KC 44 for 26 yards (B.Cook).
22	1	2-10-KC 48	(9:18) (Shotgun) J.Herbert pass short left to W.Dissly to KC 26 for 22 yards (B.Cook).
15	1	2-8-KC 24	(7:47) (Shotgun) J.Herbert pass short right to L.McConkey to KC 9 for 15 yards (Ja.Watson).
14	4	2-8-LAC 32	(5:29) (Shotgun) J.Herbert pass short middle to J.Dobbins to LAC 46 for 14 yards (Ja.Watson; J.Reid).
12	1	1-10-LAC 40	(10:36) (Shotgun) J.Dobbins up the middle to KC 48 for 12 yards (N.Bolton).
11	1	1-10-LAC 19	(2:25) (Shotgun) J.Herbert pass short left to J.Dobbins pushed ob at LAC 30 for 11 yards (D.Tranquill).
9	3	3-8-KC 21	(:59) (Shotgun) J.Herbert pass short middle to Q.Johnston to KC 12 for 9 yards (T.McDuffie).
7	1	2-7-KC 7	(6:21) (Shotgun) J.Herbert pass short middle to L.McConkey for 7 yards, TOUCHDOWN [M.Herring].
7	2	2-8-LAC 8	(12:33) (Shotgun) J.Herbert pass short right to S.Matlock pushed ob at LAC 15 for 7 yards (D.Tranquill).

## Touchdown Scoring Information

		Offense	Defense	Special Teams
<b>VISITOR</b>	Kansas City Chiefs	2	0	0
<b>HOME</b>	Los Angeles Chargers	1	0	0

## Player Scoring Information

Club	Player	TD	Rush TD	Rec TD	KO TD	Punt TD	Int TD	Fum TD	Misc TD	FG	XP	2Pt Rush	2Pt Rec	Sfty	Points
KC	S.Perine	0	1	0	0	0	0	0	0	0	0	0	0	0	6
KC	X.Worthy	0	0	1	0	0	0	0	0	0	0	0	0	0	6
KC	H.Butker	0	0	0	0	0	0	0	0	1	2	0	0	0	5
LAC	L.McConkey	0	0	1	0	0	0	0	0	0	0	0	0	0	6
LAC	C.Dicker	0	0	0	0	0	0	0	0	1	1	0	0	0	4

## Possession Detail

	First Half		Second Half		Game	
	Visitor	Home	Visitor	Home	Visitor	Home
Largest Lead	0	10	7	0	7	10
Drives Leading	0	5	1	1	1	6
Time of Possession Leading	0:00	9:11	3:15	3:14	3:15	12:25
Largest Deficit	-10	0	0	-7	-10	-7
Drives Trailing	6	0	1	1	7	1
Time of Possession Trailing	12:05	0:00	5:20	2:49	17:25	2:49
Times Score Tied Up		0		1		1
Lead Changes		1		1		2