



BOLT UP
los angeles chargers football



SEASON IN REVIEW

SEASON IN REVIEW

213.719.6600 | Chargers.com | @Chargers



Josh.Rupprecht@Chargers.NFL.com | Jennifer.Rojas@Chargers.NFL.com

Lauren.Georgeson@Chargers.NFL.com | Brock.Anderson@Chargers.NFL.com

Leonie.Strehl@Chargers.NFL.com | Ricky.Martinez@Chargers.NFL.com

BOLTS MAKE PLAYOFFS FOLLOWING 11-WIN SEASON

The Los Angeles Chargers went 11-6 in the 2024 regular season and made a postseason appearance in their first season under Head Coach Jim Harbaugh. The team had four players — Joey Bosa, Derwin James Jr., Khalil Mack and Rashawn Slater — named to the 2025 Pro Bowl Games, while James was also named a second-team All-Pro selection by *The Associated Press* at slot cornerback.

The 2024 Chargers boasted the NFL's top scoring defense, allowing just 17.7 points per game. It was the fewest points per game allowed by a Bolts defense since 2017 and the first Chargers unit to lead the league in scoring defense since 1963. James, the heartbeat of the defense, earned AFC Defensive Player of the Month for December/January after posting 28 tackles, three sacks, seven tackles for loss, an interception and a pass defended over the final six weeks of the season. Two of his sacks came on fourth down in the playoff-clinching win at New England to force a turnover on downs, the first performance with multiple fourth-down sacks by any NFL player since 2021. The defense also featured Daiyan Henley's team-leading 142 tackles, which tied for 11th in the NFL.

The Chargers protected the football at a historic level, turning the ball over just nine times, including just eight times by the offense. It was the fewest turnovers by any Chargers team in history. Justin Herbert threw just three interceptions on the year, the fewest in the NFL in 2024 and a single-season team record. He had a streak of 357 pass attempts without an interception, the fifth-longest streak in NFL history. Herbert set all-time records for completions (1,945) and passing yards (21,093) through the first five seasons of a career. Rookie Ladd McConkey led the team and set franchise rookie records with 82 receptions and 1,149 yards before posting an NFL postseason rookie record with 197 receiving yards in the AFC Wild Card. The offense also featured Quentin Johnston's team-best eight touchdown grabs.

Kicker Cameron Dicker, the team's Walter Payton NFL Man of the Year Nominee, remained the most accurate kicker in NFL history and set franchise single-season records for field goals (39) and points (150) by a kicker. He won a pair of AFC Special Teams Player of the Week honors and made a 57-yard fair catch free kick field goal in Week 16, believed to be the longest such kick in history.

2025 OPPONENTS

HOME

AWAY



2024 CHARGERS SCHEDULE

PRESEASON (1-2)

Wk	Date	Opponent	TV	Result
1	Sat., Aug. 10	SEATTLE	CBS LA	L, 16-3
2	Sat., Aug. 17	L.A. RAMS	CBS LA	L, 13-9
3	Sat., Aug. 24	at Dallas	CBS LA	W, 26-19

REGULAR SEASON (11-6)

Wk	Date	Opponent	TV	Result
1	Sun., Sept. 8	LAS VEGAS	CBS	W, 22-10
2	Sun., Sept. 15	at Carolina	CBS	W, 26-3
3	Sun., Sept. 22	at Pittsburgh	CBS	L, 20-10
4	Sun., Sept. 29	KANSAS CITY	CBS	L, 17-10
5	—	BYE	—	—
6	Sun., Oct. 13	at Denver	CBS	W, 23-16
7	Mon., Oct. 21	at Arizona	ESPN+	L, 17-15
8	Sun., Oct. 27	NEW ORLEANS	FOX	W, 26-8
9	Sun., Nov. 3	at Cleveland	CBS	W, 27-10
10	Sun., Nov. 10	TENNESSEE	FOX	W, 27-17
11	Sun., Nov. 17	CINCINNATI	NBC	W, 34-27
12	Mon., Nov. 25	BALTIMORE	ESPN	L, 30-23
13	Sun., Dec. 1	at Atlanta	CBS	W, 17-13
14	Sun., Dec. 8	at Kansas City	NBC	L, 19-17
15	Sun., Dec. 15	TAMPA BAY	FOX	L, 40-17
16	Thurs., Dec. 19	DENVER	PRIME	W, 34-27
17	Sat., Dec. 28	at New England	NFLN	W, 40-7
18	Sun., Jan. 5	at Las Vegas	CBS	W, 34-20

POSTSEASON (0-1)

Wk	Date	Opponent	TV	Result
W.C.	Sat., Jan. 11	at Houston	CBS/NICK	L, 32-12

HOME GAMES IN CAPS

2024 AFC WEST STANDINGS

Team	W	L	T	Pct.	PF	PA
Kansas City	15	2	0	.882	385	326
L.A. Chargers	11	6	0	.647	402	301
Denver	10	7	0	.588	425	311
Las Vegas	4	13	0	.235	309	434

RELEASE INDEX

Content	Page	Content	Page
The 2024 Schedule	2	Derwin James Jr. Notes	25
2024 In Review	3	Khalil Mack Notes	27
Antonio Gates	4	Joey Bosa Notes	30
Joe Hortiz	5	Tuli Tuipulotu Notes	32
Jim Harbaugh	6	Daiyan Henley Notes	33
Honor Roll	7	Cameron Dicker Notes	34
Assistant Coaches	8	Other Player Notes	36
Team Notes	9	2024 Stats	38
Justin Herbert Notes	12	Game Summaries	42
J.K. Dobbins Notes	21	Rosters & Transactions	51
Ladd McConkey Notes	23	Media Information	61

BREAKING DOWN THE 2024 SCHEDULE

SERIES BREAKDOWN	2024 RECORD	NOTES
 <p>ALL-TIME: 60-68-2 HOME: 31-33-1 AWAY: 29-35-1 LAST: W, 34-20 — 2025 at Raiders</p>	<p>OVERALL: 4-13-0 HOME: 2-6-0 AWAY: 2-7-0 STANDING: 4th AFC West</p>	<p>The Chargers have won 15 of the past 21 home contests against the Raiders and defeated the Raiders in 12 of the last 20 road games. Los Angeles beat the Raiders at SoFi Stadium last season behind Khalil Mack's single-game franchise-record six sacks.</p>
 <p>ALL-TIME: 2-6-0 HOME: 0-4-0 AWAY: 2-2-0 LAST: W, 26-3 — 2024 at Panthers</p>	<p>OVERALL: 5-12-0 HOME: 3-6-0 AWAY: 2-6-0 STANDING: 4th NFC South</p>	<p>Los Angeles heads to Carolina to play the Panthers for just the fourth time in history and first since 2016. In the last matchup, a home game against Carolina in 2020, Justin Herbert made his second career start and threw for 330 yards, becoming the third player in NFL history to top 300 passing yards in each of his first two career starts.</p>
 <p>ALL-TIME: 9-24-0 HOME: 7-9-0 AWAY: 2-15-0 LAST: L, 20-10 — 2024 at Steelers</p>	<p>OVERALL: 10-7-0 HOME: 5-3-0 AWAY: 5-4-0 STANDING: 2nd AFC North</p>	<p>The Bolts have won three of the last five bouts in the series, including the 2021 <i>Sunday Night Football</i> come-from-behind victory at home by four points where Justin Herbert become the first player in NFL history to throw for 350 yards and run for 90 in the same game.</p>
 <p>ALL-TIME: 57-71-1 HOME: 31-32-1 AWAY: 26-39-0 LAST: L, 19-17 — 2024 at Chiefs</p>	<p>OVERALL: 15-2-0 HOME: 8-0-0 AWAY: 7-2-0 STANDING: 1st AFC West</p>	<p>The Chargers have an all-time regular-season home record against the Chiefs of 31-31-1, with the last five matchups being decided by one score. The Chargers have won two of the last four road games against the Chiefs, including back-to-back wins in 2020 and 2021.</p>
 <p>ALL-TIME: 57-72-1 HOME: 38-27-0 AWAY: 19-45-1 LAST: W, 34-27 — 2024 vs. Broncos</p>	<p>OVERALL: 10-7-0 HOME: 6-2-0 AWAY: 4-5-0 STANDING: 3rd AFC West</p>	<p>The Bolts hold a 37-27 regular-season home record against the Broncos. In the 2022 home game on <i>Monday Night Football</i>, Los Angeles beat Denver in overtime, 19-16. 11 of the last 14 matchups in the Mile High City have been decided by one score, including six of them by less than seven points.</p>
 <p>ALL-TIME: 11-5-0 HOME: 7-1-0 AWAY: 4-4-0 LAST: L, 17-15 — 2024 at Cardinals</p>	<p>OVERALL: 8-9-0 HOME: 6-3-0 AWAY: 2-6-0 STANDING: 3rd NFC West</p>	<p>The Chargers hold a 11-4 (.733) all-time advantage against Arizona. Los Angeles has won five of the last six games, including a 25-24 come-from-behind victory in 2022. The Week 7 matchup marks the third-ever Monday night contest between the teams and the first since 2014.</p>
 <p>ALL-TIME: 8-6-0 HOME: 4-3-0 AWAY: 4-3-0 LAST: W, 26-8 — 2024 vs. Saints</p>	<p>OVERALL: 5-12-0 HOME: 3-6-0 AWAY: 2-6-0 STANDING: 3rd NFC South</p>	<p>The Chargers face the Saints for the 14th time in history, boasting a 7-6 all-time advantage. Typically high-scoring affairs, Los Angeles has eclipsed 25 points in five of the last six games. The late October matchup is the first home game for the Chargers between the teams since 2016.</p>
 <p>ALL-TIME: 20-9-1 HOME: 9-4-0 AWAY: 11-5-1 LAST: W, 27-10 — 2024 at Browns</p>	<p>OVERALL: 3-14-0 HOME: 2-6-0 AWAY: 1-8-0 STANDING: 4th AFC North</p>	<p>Winners of 14 of the last 18 matchups with Cleveland, the Chargers hold a 19-9-1 advantage in the regular-season series against the Browns. Los Angeles won the last matchup in Cleveland in 2022, 30-28, and is undefeated in all 14 games in the series when scoring 25 points.</p>
 <p>ALL-TIME: 29-16-1 HOME: 20-3-1 AWAY: 9-13-0 LAST: W, 27-17 — 2024 vs. Titans</p>	<p>OVERALL: 3-14-0 HOME: 1-7-0 AWAY: 2-7-0 STANDING: 4th AFC South</p>	<p>The Chargers are 28-16-1 (0.636) against the former AFL West rival. Los Angeles has won 11 of the past 14 games overall, eight straight as the home team. In the eight-straight home wins, the Bolts average 30.8 points and 401.3 net yards per game.</p>
 <p>ALL-TIME: 22-14-0 HOME: 11-7-0 AWAY: 11-7-0 LAST: W, 34-27 — 2024 vs. Bengals</p>	<p>OVERALL: 9-8-0 HOME: 3-5-0 AWAY: 6-3-0 STANDING: 3rd AFC North</p>	<p>The game will be the first home matchup for the Chargers against the Bengals since a 26-21 victory in 2018. The Bolts have won three-straight games against Cincinnati, including a 19-point victory in 2021 that saw Justin Herbert throw for 317 yards and three touchdowns, registering a 118.4 passer rating.</p>
 <p>ALL-TIME: 5-10-0 HOME: 4-6-0 AWAY: 1-4-0 LAST: L, 30-23 — 2024 vs. Ravens</p>	<p>OVERALL: 12-5-0 HOME: 6-2-0 AWAY: 6-3-0 STANDING: 1st AFC North</p>	<p>The Chargers host the Ravens for the second-straight season, this time featuring brothers at the helm — Los Angeles Head Coach Jim Harbaugh and Baltimore Head Coach John Harbaugh. Last year, the Chargers and Ravens were also on primetime, squaring off on <i>Sunday Night Football</i>.</p>
 <p>ALL-TIME: 5-8-0 HOME: 1-6-0 AWAY: 4-2-0 LAST: W, 17-13 — 2024 at Falcons</p>	<p>OVERALL: 8-9-0 HOME: 4-5-0 AWAY: 4-4-0 STANDING: 2nd NFC South</p>	<p>The Bolts have won each of the past three matchups against Atlanta by three points, including one in 2022 that saw Cameron Dicker make a game-winning kick as time expired, earning him AFC Special Teams Player of the Week honors. Nine of the 12 games in series history were decided by one score.</p>
 <p>ALL-TIME: 8-5-0 HOME: 3-3-0 AWAY: 5-2-0 LAST: L, 40-17 — 2024 vs. Buccaneers</p>	<p>OVERALL: 10-7-0 HOME: 5-4-0 AWAY: 5-3-0 STANDING: 1st NFC South</p>	<p>With a regular-season record of 8-4 (.667) against the Buccaneers, the Bolts host Tampa Bay for the first time since 2016. Four of the past six games between the teams have been decided by one score. In the all-time series, the Chargers are 5-1 when scoring 25-plus points.</p>
 <p>ALL-TIME: 16-24-2 HOME: 6-12-1 AWAY: 11-12-1 LAST: W, 40-7 — 2024 at Patriots</p>	<p>OVERALL: 4-13-0 HOME: 2-6-0 AWAY: 2-7-0 STANDING: 4th AFC East</p>	<p>Los Angeles heads to New England for second-straight season, winning 6-0 last year for the team's first shutout since 2017. The Patriots hold a 24-15-2 advantage in the all-time series, with five of the last seven matchups having been decided by less than 10 points.</p>

2024 IN REVIEW

TEAM RANKINGS

11-6
2nd (AFC West)

OFFENSE (NFL RANK)

Category	Figure	Ranking
Points Per Game	23.6	11th
Net Yds. Per Game	324.2	20th
Net Rush. Yds. Per Game	110.7	17th
Net Pass. Yds. Per Game	213.5	19th
Scrimmage Yds. Per Play	5.42	15th
Opp. INT/Return Yds.	3/17	1st
Sacks Allowed/Yds.	44/272	19th
Fumbles/Lost	20/6	T-16th
Third Down Pct.	40.27%	11th
Red Zone TD Pct.	56.00%	18th
Time of Possession Avg.	30:40	11th
Giveaways	9	2nd

DEFENSE (NFL RANK)

Category	Figure	Ranking
Points Per Game	17.7	1st
Net Yds. Per Game	324.4	11th
Net Rush. Yds. Per Game	117.5	14th
Net Pass. Yds. Per Game	206.9	7th
Scrimmage Yds. Per Play	5.32	13th
INT/ Return Yds.	15/173	T-8th
Sacks/Yds.	46/245	T-6th
Opp. Fumbles/Lost	11/6	31st
Third Down Pct.	35.71%	5th
Red Zone TD Pct.	45.00%	1st
Takeaways	21	13th

TURNOVER MARGIN **+12** **T-3rd**

SPECIAL TEAMS (NFL RANK)

Category	Figure	Ranking
Punts-Avg. Yds. (Gross)	46.7	20th
Punts-Avg. Yds. (Net)	41.9	11th
Punt Returns-Avg. Per	12.0	6th
Punt Returns-Avg. Per Allowed	9.6	17th
KO Returns-Avg. Per	27.7	17th
KO Returns-Avg. Per Allowed	28.6	23rd
FG Made/Attempted	39/42	3rd

PENALTIES (NFL RANK)

Category	Figure	Ranking
Penalties Against/Yds.	91/789	1st

INDIVIDUAL LEADERS

PASSING YARDS

QB Justin Herbert	3,870
QB Taylor Heinicke	28

RUSHING YARDS

RB J.K. Dobbins	905
RB Gus Edwards	365
QB Justin Herbert	306
RB Kimani Vidal	155

RECEIVING YARDS

WR Ladd McConkey	1,149
WR Quentin Johnston	711
WR Joshua Palmer	584
TE Will Dissly	481

POINTS SCORED

K Cameron Dicker	150
RB J.K. Dobbins	54
WR Quentin Johnston	48
WR Ladd McConkey	44

INTERCEPTIONS

CB Tarheeb Still	4
DB Elijah Molden	3
Eight tied	1

SACKS

OLB Tuli Tuipulotu	8.5
OLB Khalil Mack	6.0
OLB Bud Dupree	6.0
S Derwin James Jr.	5.5

TACKLES (SOLO)

LB Daiyan Henley	142 (82)
S Derwin James Jr.	93 (60)
DB Elijah Molden	72 (40)
CB Tarheeb Still	62 (45)

KICKOFF RETURNS (AVG.)

WR Derius Davis	19 (27.6)
-----------------	-----------

PUNT RETURNS (AVG.); FC

WR Derius Davis	19 (12.4); 22
-----------------	---------------

FIELD GOALS

K Cameron Dicker	39/42 (92.9%)
------------------	---------------

PUNTS (GROSS/NET AVG.)

P JK Scott	72 (46.7/41.9)
------------	----------------



ANTONIO GATES

PRO FOOTBALL HALL OF FAME INDUCTEE

8x

PRO BOWLER

5x

ALL-PRO



NFL ALL-TIME RECORDS:

116

RECEIVING TDS

21

MULTI-TD GAMES

39

TD CATCHES ON
THIRD DOWN

8

SEASONS OF
8+ TD CATCHES

JOE HORTIZ

PLAYER OF THE WEEK HONORS

One of the NFL's top talent evaluators for the last quarter century, **Joe Hortiz** brought his shrewd eye for talent and roster construction to the Chargers in his first season as General Manager — as the Bolts featured a pair of players acquired or extended by Hortiz that earned AFC Player of the Week recognition.

In his first draft as GM, Hortiz selected **CB Tarheeb Still** in the fifth round. The Maryland product turned in a breakout performance in Los Angeles' Week 13 victory over Atlanta, becoming the first Chargers rookie to win AFC Defensive Player of the Week since 2007. He led all NFL players in Week 13 with two interceptions, including one that he returned 61 yards for a touchdown that proved to be the winning score.

Hortiz extended **K Cameron Dicker** right before the 2024 season, locking in the most accurate kicker in NFL history for the Bolts for the foreseeable future. Dicker capped his 2024 campaign with back-to-back AFC Special Teams Player of the Week awards in Weeks 17 and 18. He was the only player in 2024 to win any Player of the Week honor in back-to-back weeks. Over those two games, Dicker led all NFL players with 30 points scored and eight field goals made.

CHARGERS TO WIN AFC PLAYER OF THE WEEK, ACQUIRED OR EXTENDED SINCE 2024

Season	Player	Phase	Week
2024	CB Tarheeb Still	Defense	Week 13 at Atl.
	K Cameron Dicker	Special Teams	Week 17 at N.E.
	K Cameron Dicker	Special Teams	Week 18 at L.V.



PFWA SUPERLATIVES

Joe Hortiz made his first draft choice as a general manager with the No. 5 overall pick of the 2024 NFL Draft, selecting **T Joe Alt**. Alt turned in a stellar rookie campaign, becoming one of the top tackles in the AFC, earning All-Rookie recognition from the *Professional Football Writers of America*.

Below is a look at Hortiz's draft picks that have been recognized by the *PFWA* as All-NFL, All-AFC or All-Rookie:

CHARGERS DRAFT PICK SUPERLATIVES FROM PFWA WHILE WITH TEAM, SINCE 2024

Drafted	Player	All-NFL	All-AFC	All-Rookie
2024	T Joe Alt	0	0	1

JIM HARBAUGH

A PROVEN WINNER

Fresh off coaching his alma mater, the University of Michigan, to a 15-0 season and CFP National Championship in 2023, **Jim Harbaugh** continued his culture of winning with the Bolts, leading the Chargers to an 11-6 record in his first season as head coach. He now has a 55-25-1 record (.685 pct.) as an NFL head coach, the eighth-best winning percentage in history among NFL head coaches with at least 60 games coached.

HEAD COACH WINNING PCT., REGULAR SEASON, MIN. 60 GAMES COACHED, NFL HISTORY

Rk.	Teams	Coach	W	L	T	Pct.
1.	Four Teams*	Guy Chamberlin	58	16	7	.784
2.	Oak.	John Madden	103	32	7	.759
3.	G.B./Was.	Vince Lombardi	96	34	6	.738
4.	Was.	Ray Flaherty	54	21	3	.720
5.	LAR/Was.	George Allen	116	47	5	.712
6.	Phi.	Nick Sirianni	48	20	0	.706
7.	Cle.	Blanton Collier	76	34	2	.691
8.	S.F./LAC	Jim Harbaugh	55	25	1	.685
9.	Three Teams*	George Halas	318	148	31	.682
10.	BalC***/Mia.	Don Shula	328	156	6	.677

*Canton Bulldogs/Cleveland Bulldogs/
Frankford Yellow Jackets/Chicago Cardinals
**Decatur Staleys/Chicago Staleys/Chicago Bears
***Baltimore Colts

Over his NFL coaching career, Harbaugh's teams have allowed just 17.5 points per game, the fifth-best rate for any head coach with at least 75 games coached since the 1970 NFL-AFL Merger.

POINTS ALLOWED PER GAME, HEAD COACHES, REGULAR SEASON, MIN. 75 GAMES COACHED, NFL, SINCE 1970

Rank	Team/s	Coach	Points Allowed/Game
1.	LAR/Was.	George Allen	15.1
2.	Min.	Bud Grant	17.1
3.	Bal.	Brian Billick	17.3
4.	Oak.	John Madden	17.4
5.	S.F./LAC	Jim Harbaugh	17.5
6.	Pit.	Bill Cowher	17.6
7.	Cin.	Paul Brown	17.7
8.	Pit.	Chuck Noll	17.8
9.	S.F./Car.	George Seifert	18.0
10.	Mia.	Don Shula	18.1



COACHING AT AN ALL-STAR LEVEL

Jim Harbaugh, one of the top motivators in football, is known for being able to get the very best out of his players. His motivational skills are evident in the number of all-stars he has coached, as Harbaugh has now coached 21 different players to be named to a combined 34 Pro Bowl selections.

PRO BOWLERS COACHED BY JIM HARBAUGH

Season	Team	Harbaugh Position	Pro Bowlers
2011	San Francisco	Head Coach	9
			<i>K David Akers, S Dashon Goldson, RB Frank Gore, LS Brian Jennings, P Andy Lee, CB Carlos Rogers, DT Justin Smith, T Joe Staley, LB Patrick Willis</i>
2012	San Francisco	Head Coach	9
			<i>LB NaVorro Bowman, S Dashon Goldson, RB Frank Gore, G Mike Iupati, OLB Aldon Smith, DT Justin Smith, T Joe Staley, S Donte Whitner, LB Patrick Willis</i>
2013	San Francisco	Head Coach	9
			<i>LB NaVorro Bowman, LB Ahmad Brooks, TE Vernon Davis, RB Frank Gore, G Mike Iupati, S Eric Reid, DT Justin Smith, T Joe Staley, LB Patrick Willis</i>
2014	San Francisco	Head Coach	3
			<i>S Antoine Bethea, G Mike Iupati, T Joe Staley</i>
2024	L.A. Chargers	Head Coach	4
			<i>OLB Joey Bosa, S Derwin James Jr., OLB Khalil Mack, T Rashawn Slater</i>
Totals	21 Players		34 Pro Bowls

FAST 50

In 2024, **Jim Harbaugh** reached his 50th career win as an NFL head coach. He reached that mark in his 73rd game, tied as the fourth-fastest coach to do so in the last 30 years.

FEWEST GAMES TO 50 WINS, NFL HEAD COACHES, SINCE 1995

Rank	Team/s	Coach	Games
1.	Atl.	Mike Smith	71
2.	Bal.	John Harbaugh	72
	LAR	Sean McVay	72
4.	S.F./LAC	Jim Harbaugh	73
	Pit.	Bill Cowher	73

HONOR ROLL

T JOE ALT

Professional Football Writers of America All-Rookie (T)

Pro Football Focus All-Rookie (RT)

Pro Football Journal

Second-Team All-AFC (RT)

First-Team All-Rookie (T)

OLB JOEY BOSA

2025 NFL Pro Bowl Selection (fifth of career)

WR DERIUS DAVIS

Professional Football Writers of America All-AFC (KR)

Pro Football Journal Second-Team All-AFC (KR)

K CAMERON DICKER

Chargers Walter Payton Man of the Year Nominee

AFC Special Teams Player of the Week

Week 17 at New England

Week 18 at Las Vegas

Pro Football Journal Second-Team All-AFC (K)

NFLPA Community MVP

Week 11 vs. Cincinnati

RB J.K. DOBBINS

Pro Football Journal Comeback Player of the Year

Sports Illustrated Comeback Player of the Year

S DERWIN JAMES JR.

2025 NFL Pro Bowl Selection (fourth of career)

AFC Defensive Player of the Month

December/January

The Associated Press Second-Team All-Pro (Slot CB)

Professional Football Writers of America All-AFC (S)

Pro Football Journal First-Team All-AFC (S)

Sports Illustrated First-Team All-Pro (DB)

T RASHAWN SLATER

2025 NFL Pro Bowl Selection (second of career)

Professional Football Writers of America All-AFC (T)

Pro Football Focus Second-Team All-Pro (LT)

Pro Football Journal

Second-Team All-Pro (LT)

First-Team All-AFC (LT)

OLB KHALIL MACK

2025 NFL Pro Bowl Selection (ninth of career)

FB/DL SCOTT MATLOCK

Pro Football Journal Second-Team All-AFC (FB)

WR LADD McCONKEY

Pro Football Focus All-Rookie (WR)

Pro Football Journal

Second-Team All-AFC (WR)

First-Team All-Rookie (Slot Receiver)

CB TARHEEB STILL

AFC Defensive Player of the Week

Week 13 at Atlanta

Pro Football Journal Second-Team All-Rookie (CB)

ASSISTANT COACHES



RYAN FICKEN

SPECIAL TEAMS COORDINATOR

18TH NFL SEASON | 3RD SEASON WITH CHARGERS



GREG ROMAN

OFFENSIVE COORDINATOR

26TH NFL SEASON | 1ST SEASON WITH CHARGERS



NAVORRO BOWMAN

LINEBACKERS

9TH NFL SEASON | 1ST SEASON WITH CHARGERS



JEFF CARPENTER

OFFENSIVE QUALITY CONTROL/WIDE RECEIVERS

1ST NFL SEASON | 1ST SEASON WITH CHARGERS



SHANE DAY

QUARTERBACKS

16TH NFL SEASON | 3RD SEASON WITH CHARGERS



MIKE ELSTON

DEFENSIVE LINE

1ST NFL SEASON | 1ST SEASON WITH CHARGERS



CHRIS GOULD

ASSISTANT SPECIAL TEAMS

10TH NFL SEASON | 3RD SEASON WITH CHARGERS



MIKE HIESTAND

DEFENSIVE ASSISTANT

6TH NFL SEASON | 3RD SEASON WITH CHARGERS



KIEL McDONALD

RUNNING BACKS

1ST NFL SEASON | 1ST SEASON WITH CHARGERS



ROBERT MUSCHAMP

DEFENSIVE QUALITY CONTROL

2ND NFL SEASON | 2ND SEASON WITH CHARGERS



DYLAN RONEY

DEFENSIVE ASSISTANT

1ST NFL SEASON | 1ST SEASON WITH CHARGERS



MARC TRESTMAN

SENIOR OFFENSIVE ASSISTANT

25TH NFL SEASON | 1ST SEASON WITH CHARGERS



JESSE MINTER

DEFENSIVE COORDINATOR

5TH NFL SEASON | 1ST SEASON WITH CHARGERS



ANDY BISCHOFF

RUN GAME COORDINATOR/TIGHT ENDS


12TH NFL SEASON | 1ST SEASON WITH CHARGERS



MARCUS BRADY

PASSING GAME COORDINATOR


7TH NFL SEASON | 1ST SEASON WITH CHARGERS



STEVE CLINKSCALE

DEFENSIVE BACKS

1ST NFL SEASON | 1ST SEASON WITH CHARGERS



MIKE DEVLIN

OFFENSIVE LINE

29TH NFL SEASON | 1ST SEASON WITH CHARGERS



JONATHAN GOODWIN

OFFENSIVE ASSISTANT/QUARTERBACKS

14TH NFL SEASON | 1ST SEASON WITH CHARGERS



NICK HARDWICK

ASSISTANT OFFENSIVE LINE

12TH NFL SEASON | 12TH SEASON WITH CHARGERS



SANJAY LAL

WIDE RECEIVERS

18TH NFL SEASON | 1ST SEASON WITH CHARGERS



RICK MINTER

SENIOR DEFENSIVE ANALYST


4TH NFL SEASON | 1ST SEASON WITH CHARGERS



CHRIS O'LEARY

SAFETIES

1ST NFL SEASON | 1ST SEASON WITH CHARGERS



PHIL SERCHIA

OFFENSIVE ASSISTANT

2ND NFL SEASON | 2ND SEASON WITH CHARGERS



WILL TUKUAFU

ASSISTANT DEFENSIVE LINE

4TH NFL SEASON | 1ST SEASON WITH CHARGERS

TEAM NOTES

WELCOME TO L.A.



24 players on Los Angeles' active roster were new this season.

HOW NEW CHARGERS WERE ACQUIRED

How Acquired	New Players
Draft Selections	7
Undrafted Free Agents/IPP	0
Veteran Free Agents	17
Practice Squad Signings	0
Trades	1
Waiver Claims	1
Totals	24

NEW CHARGERS ON THE ACTIVE ROSTER

Pos.	Player	Exp.	How Acq.
T	Joe Alt	R	Draft Selection (1-5)
C	Bradley Bozeman	7	Free Agent
WR	DJ Chark Jr.	7	Free Agent
LB	Junior Colson	R	Draft Selection (3-69)
TE	Will Dissly	7	Free Agent
RB	J.K. Dobbins	5	UFA (Baltimore)
OLB	Bud Dupree	10	Free Agent
LB	Troy Dye	5	UFA (Minnesota)
DL	Justin Eboigbe	R	Draft Selection (4-105)
RB	Gus Edwards	7	UFA (Baltimore)
TE	Tucker Fisk	2	Free Agent
DL	Poona Ford	7	UFA (Buffalo)
CB	Kristian Fulton	5	UFA (Tennessee)
CB	Cam Hart	R	Draft Selection (5-140)
RB	Hassan Haskins	3	Waivers (Tennessee)
QB	Taylor Heinicke	7	Trade (Atlanta)
TE	Hayden Hurst	7	Free Agent
WR	Ladd McConkey	R	Draft Selection (2-34)
C	Sam Mustipher	5	Free Agent
LB	Denzel Perryman	10	UFA (Houston)
LB	Shaquille Quarterman	5	Free Agent
CB	Tarheeb Still	R	Draft Selection (5-137)
DL	Teair Tart	5	Free Agent
RB	Kimani Vidal	R	Draft Selection (6-181)

COACH LOCATIONS

For the 2024 season, 16 members of the Chargers coaching staff were down on the sideline while nine others were up in the booth. The location of each coach can be seen below:

CHARGERS COACHES DOWN ON THE SIDELINE (16)

Name	Position
Jim Harbaugh	Head Coach
Ryan Ficken	Special Teams Coordinator
Jesse Minter	Defensive Coordinator
Andy Bischoff	Run Game Coordinator/Tight Ends
NaVorro Bowman	Linebackers
Marcus Brady	Passing Game Coordinator
Steve Clinkscale	Defensive Backs
Shane Day	Quarterbacks
Mike Devlin	Offensive Line
Mike Elston	Defensive Line
Jonathan Goodwin	Offensive Assistant/Quarterbacks
Chris Gould	Assistant Special Teams
Nick Hardwick	Assistant Offensive Line
Sanjay Lal	Wide Receivers
Kiel McDonald	Running Backs
Dylan Roney	Defensive Assistant

CHARGERS COACHES UP IN THE BOOTH (9)

Name	Position
Greg Roman	Offensive Coordinator
Jeff Carpenter	Offensive Quality Control/Wide Receivers
Mike Hiestand	Defensive Assistant
Rick Minter	Senior Defensive Analyst
Robert Muschamp	Defensive Quality Control
Chris O'Leary	Safeties
Phil Serchia	Offensive Assistant
Marc Trestman	Senior Offensive Assistant
Will Tukuafu	Assistant Defensive Line

TEAM NOTES

WINNING THE TAKEAWAY BATTLE

The Chargers recorded 21 takeaways and nine giveaways this season, a plus-12 turnover differential that tied for the third-best in the NFL in 2024.

TURNOVER DIFFERENTIAL, NFL, 2024

Rank	Team	TA	GA	Diff.
1.	Buffalo Bills	32	8	+24
2.	Pittsburgh Steelers	32	17	+16
3.	Los Angeles Chargers	21	9	+12
	Green Bay Packers	31	19	+12
	Minnesota Vikings	33	21	+12
6.	Philadelphia Eagles	26	15	+11

Los Angeles protected the football as well as any team in the NFL, as the nine giveaways by the Bolts were good for the second-fewest in the league. The 2024 Chargers are among the best teams in franchise and league history at protecting the football, with the nine turnovers ranking as the fewest in a single season in franchise history and good for the third-fewest in a single season by any team in NFL history.

GIVEAWAYS LEADERS, NFL, 2024

Rank	Team	Giveaways
1.	Buffalo Bills	8
2.	Los Angeles Chargers	9
3.	Baltimore Ravens	11
4.	Kansas City Chiefs	14
	Los Angeles Rams	14

FEWEST TURNOVERS, SINGLE SEASON, CHARGERS HISTORY

Rank	Season	Turnovers
1.	2024	9
2.	2017	15
	2006	15
4.	2020	16
5.	2009	17

FEWEST TURNOVERS, SINGLE SEASON, NFL HISTORY

Rank	Season	Team	Turnovers
1.	2024	Buffalo Bills	8
	2019	New Orleans Saints	8
3.	2024	Los Angeles Chargers	9
4.	2011	San Francisco 49ers	10
	2010	New England Patriots	10

A TOP DEFENSE

The Chargers ranked No. 1 in the NFL in scoring defense in 2024, allowing just 17.7 points per game. In the first half of games, the unit allowed just 7.9 points per game this season, good for No. 2 in the NFL in 2024.

POINTS ALLOWED PER GAME, NFL, 2024

Rank	Team	Points Allowed/Game
1.	Los Angeles Chargers	17.7
2.	Philadelphia Eagles	17.8
3.	Denver Broncos	18.3
4.	Kansas City Chiefs	19.2
5.	Minnesota Vikings	19.5

POINTS ALLOWED PER GAME, FIRST HALF, NFL, 2024

Rank	Team	Points Allowed/Game
1.	Minnesota Vikings	7.8
2.	Los Angeles Chargers	7.9
3.	Washington Commanders	8.6
4.	Philadelphia Eagles	8.9
5.	Baltimore Ravens	9.0

In 12 games this season, Los Angeles held opponents to seven-or-fewer points in the first half. It's the most games by an NFL team in a single season since the Chicago Bears in 2018.

The Bolts held opponents to seven-or-fewer points in each of the 10 first games of the 2024 season. It was the longest streak since 2001, when the Cleveland Browns held opponents to seven or fewer points in 10 consecutive games.

FIRST HALVES WITH SEVEN OR FEWER POINTS ALLOWED, SINGLE SEASON, NFL, SINCE 2000

Rank	Seasons	Team	Games
1.	2011	San Francisco 49ers	13
	2007	Washington Redskins	13
	2000	Baltimore Ravens	13
	2000	Tennessee Titans	13
5.	2024	Los Angeles Chargers	12
	2018	Chicago Bears	12
	2010	Pittsburgh Steelers	12
	2008	Baltimore Ravens	12
	2005	Chicago Bears	12
	2001	Chicago Bears	12
	2001	Tampa Bay Buccaneers	12
	2000	Philadelphia Eagles	12

CONSECUTIVE FIRST HALVES WITH SEVEN OR FEWER POINTS ALLOWED, NFL, SINCE 2000

Rank	Seasons	Team	Games
1.	2024	Los Angeles Chargers	10
	2001	Cleveland Browns	10
3.	2011	San Francisco 49ers	8
	2002-03	San Francisco 49ers	8
	2000	Baltimore Ravens	8

TEAM NOTES

GET AFTER THE QUARTERBACK

The Los Angeles defense got after the quarterback this season, ranking tied for No. 6 in the NFL with 46 sacks.

In the month of November, the Bolts defense posted 17 sacks, ranking No. 2 in the NFL over that span.

SACKS, NFL, 2024

Rank	Team	Sacks
1.	Denver Broncos	63
2.	Baltimore Ravens	54
3.	Dallas Cowboys	52
4.	Houston Texans	49
	Minnesota Vikings	49
6.	Los Angeles Chargers	46
	Tampa Bay Buccaneers	46
8.	Green Bay Packers	45
	New York Giants	45
.	Seattle Seahawks	45

SACKS, NOVEMBER, NFL, 2024

Rank	Team	Sacks
1.	Dallas Cowboys	18
2.	Los Angeles Chargers	17
3.	Baltimore Ravens	15
4.	Arizona Cardinals	14
	Denver Broncos	14
	Los Angeles Rams	14
	Minnesota Vikings	14

UNDER PRESSURE

In Week 14, the Bolts defense totaled 13 quarterback hits, including 11 in the first half. The 11 first-half hits tied for the most in a single first half by any NFL defense since 2000.

MOST QUARTERBACK HITS, SINGLE FIRST HALVES, NFL, SINCE 2000

Rank	Team	Game	QB Hits
1.	L.A. Chargers	Dec. 8, 2024 at K.C.	11
	Pittsburgh	Sept. 20, 2020 vs. Den.	11
	Baltimore	Sept. 24, 2006 at Cle.	11
4.	Miami	Dec. 17, 2023 vs. NYJ	10
	Washington	Oct. 9, 2022 vs. Ten.	10
	Baltimore	Oct. 11, 2020 vs. Cin.	10
	Kansas City	Dec. 13, 2018 vs. LAC	10
	Seattle	Nov. 26, 2017 at S.F.	10
	Arizona	Nov. 5, 2017 at S.F.	10
	Arizona	Dec. 24, 2016 at Sea.	10
	Houston	Nov. 2, 2014 vs. Phi.	10
	Baltimore	Oct. 12, 2014 at T.B.	10
	Houston	Sept. 28, 2014 vs. Buf.	10
	Houston	Nov. 24, 2013 vs. Jax.	10
	Tennessee	Dec. 17, 2006 vs. Jax.	10
	New England	Sept. 24, 2006 vs. Den.	10

BEND, DON'T BREAK

The Bolts defense was the NFL's best in the red zone, allowing just 18 touchdowns on 40 red zone drives (45.0 pct.). The 45.0 defensive red zone percentage led the league in 2024.

RED ZONE DEFENSE, NFL, 2024

Rank	Team	RZ Drives	RZ TDs	RZ Pct.
1.	L.A. Chargers	40	18	45.0
2.	Chicago	63	29	46.0
3.	Denver	49	23	46.9
4.	Miami	55	27	49.1
5.	L.A. Rams	56	28	50.0
	Philadelphia	48	24	50.0

JUSTIN HERBERT

BIG-TIME PERFORMER

After he set rookie records in 2020 with eight 300-yard games and six three-touchdown performances, **Justin Herbert** continues to put up big-time performances.

Herbert has topped 300 passing yards 27 times in his career, tied for the third-most in a player's first five pro seasons in NFL history.

MOST GAMES WITH 300-PLUS PASSING YARDS, FIRST FIVE SEASONS, NFL HISTORY

Rank	Team	Player	Games
1.	K.C.	QB Patrick Mahomes	31
2.	StL	QB Kurt Warner*	29
3.	LAC	QB Justin Herbert	27
	T.B.	QB Jameis Winston	27
5.	Cin.	QB Joe Burrow	26
	Mia.	QB Dan Marino*	26
	Ind.	QB Andrew Luck	26
8.	LAR	QB Jared Goff	25

**Pro Football Hall of Famer*

Herbert has thrown at least three touchdowns in 20 games, tied for No. 5 over a player's first five seasons. He has thrown multiple touchdown passes in 44 career games, good for the sixth-most by a player through their first five professional seasons.

The fifth-year passer has thrown two or more touchdowns and eclipsed a passer rating of 100 in 32 career games, good for the third-most by any player through the first five seasons of a career in NFL history.

MOST GAMES WITH THREE-PLUS TOUCHDOWN PASSES, FIRST FIVE SEASONS, NFL HISTORY

Rank	Team	Player	Games
1.	Mia.	QB Dan Marino*	33
2.	K.C.	QB Patrick Mahomes	28
3.	Cin.	QB Joe Burrow	26
4.	StL	QB Kurt Warner*	21
5.	LAC	QB Justin Herbert	20
	Buf.	QB Josh Allen	20
7.	Ind.	QB Peyton Manning*	19

MOST GAMES WITH MULTIPLE TOUCHDOWN PASSES, FIRST FIVE SEASONS, NFL HISTORY

Rank	Team	Player	Games
1.	Mia.	QB Dan Marino*	50
	K.C.	QB Patrick Mahomes	46
3.	Buf.	QB Josh Allen	45
	Cin.	QB Joe Burrow	45
	Ind.	QB Andrew Luck	45
6.	LAC	QB Justin Herbert	44
7.	Ind.	QB Peyton Manning*	43

**Pro Football Hall of Famer*



HERBERT AS A PRO

Since entering the NFL, **Justin Herbert** ranks inside the NFL's top five in completions, passing yards, passing touchdowns and combined touchdowns. His 27 games with 300-plus passing yards rank No. 3 in the NFL since 2020.

PASSING COMPLETIONS, NFL, SINCE 2020

Rank	Team/s	Player	Completions
1.	K.C.	QB Patrick Mahomes	2,054
2.	LAC	QB Justin Herbert	1,945
3.	LAR/Det.	QB Jared Goff	1,881
4.	Buf.	QB Josh Allen	1,856
5.	Cin.	QB Joe Burrow	1,748

PASSING YARDS, NFL, SINCE 2020

Rank	Team/s	Player	Passing Yards
1.	K.C.	QB Patrick Mahomes	22,940
2.	Buf.	QB Josh Allen	21,271
3.	LAC	QB Justin Herbert	21,093
4.	LAR/Det.	QB Jared Goff	20,839
5.	Cin.	QB Joe Burrow	19,001

PASSING TOUCHDOWNS, NFL, SINCE 2020

Rank	Team/s	Player	Passing Touchdowns
1.	K.C.	QB Patrick Mahomes	169
2.	Buf.	QB Josh Allen	165
3.	Cin.	QB Joe Burrow	140
4.	G.B./NYJ	QB Aaron Rodgers	139
5.	LAC	QB Justin Herbert	137
6.	Det./LAR	QB Jared Goff	135

COMBINED TOUCHDOWNS, NFL, SINCE 2020

Rank	Team/s	Player	Combined Touchdowns
1.	Buf.	QB Josh Allen	213
2.	K.C.	QB Patrick Mahomes	179
3.	Cin.	QB Joe Burrow	152
4.	LAC	QB Justin Herbert	150
5.	G.B./NYJ	QB Aaron Rodgers	146
6.	Bal.	QB Lamar Jackson	145
7.	Det./LAR	QB Jared Goff	141
8.	Phi.	QB Jalen Hurts	140

JUSTIN HERBERT



COMPLETING RECORDS

After setting the rookie completions record in 2020, **Justin Herbert** has continued his pace, completing 1,945 career passes, the most in NFL history through a player's first five seasons. He already ranks No. 6 on the all-time list through the first six seasons of a career.

COMPLETIONS, FIRST FIVE SEASONS, NFL HISTORY

Rank	Team	Player	Completions
1.	LAC	QB Justin Herbert	1,945
2.	Oak.	QB Derek Carr	1,759
3.	Ind.	QB Peyton Manning*	1,749
4.	Cin.	QB Joe Burrow	1,748
5.	Atl.	QB Matt Ryan	1,654

COMPLETIONS, FIRST SIX SEASONS, NFL HISTORY

Rank	Team	Player	Completions
1.	Ind.	QB Peyton Manning*	2,128
2.	Oak.	QB Derek Carr	2,120
3.	Atl.	QB Matt Ryan	2,093
4.	Buf.	QB Josh Allen	1,989
5.	K.C.	QB Patrick Mahomes	1,985
6.	LAC	QB Justin Herbert^	1,945
7.	Dal.	QB Dak Prescott	1,924

*Pro Football Hall of Famer

^In fifth professional season

The fifth-year passer's 1,945 completions are also the most in NFL history by any player before turning 27 years old. Herbert eclipsed 1,800 career completions in Week 12 during his 73rd career game, tying Kansas City QB Patrick Mahomes as the fastest players to reach that mark in NFL history. The fifth-year passer previously set the all-time records as the fastest player in NFL history to reach 1,000 completions (38th career game) and 1,500 completions (57th career game).

COMPLETIONS BEFORE TURNING 27 YEARS OLD, NFL HISTORY

Rank	Team/s	Player	Completions
1.	LAC	QB Justin Herbert	1,945
2.	N.E.	QB Drew Bledsoe	1,887
3.	Det.	QB Matthew Stafford	1,848
4.	Ind.	QB Peyton Manning*	1,749
5.	LAR/Det.	QB Jared Goff	1,667

*Pro Football Hall of Famer

PROTECTING THE FOOTBALL

Justin Herbert had just three interceptions on 504 passing attempts in 2024, a passing interception percentage of 0.6 — the second-fewest picks and second-best interception percentage in NFL history by any player in a season (min. 450 att.).

Herbert went 11 consecutive games with zero interceptions and at least 15 attempts, becoming just the second player in history to do so.

PASSING INTERCEPTION PERCENTAGE, MIN. 450 ATTEMPTS, SINGLE SEASON, NFL HISTORY

Rank	Season	Team	Player	Passing INT Pct.
1.	2018	G.B.	QB Aaron Rodgers	0.3
2.	2024	LAC	QB Justin Herbert	0.6
3.	2019	G.B.	QB Aaron Rodgers	0.7
4.	2021	G.B.	QB Aaron Rodgers	0.8
5.	2010	N.E.	QB Tom Brady	0.8

PASSING INTERCEPTIONS, MIN. 450 ATTEMPTS., SINGLE SEASON, NFL HISTORY

Rank	Season	Team	Player	Passing INTs
1.	2018	G.B.	QB Aaron Rodgers	2
2.	2024	LAC	QB Justin Herbert	3
3.	2021	G.B.	QB Aaron Rodgers	4
	2019	G.B.	QB Aaron Rodgers	4
	2016	Dal.	QB Dak Prescott	4
	2010	N.E.	QB Tom Brady	4

CONSECUTIVE GAMES WITHOUT AN INTERCEPTION, MIN. 15 ATTEMPTS IN EACH GAME, SINGLE SEASON, NFL HISTORY

Rank	Season	Team	Player	Consecutive Games
1.	2024	LAC	QB Justin Herbert	11
	2010	N.E.	QB Tom Brady	11
3.	2018	Oak.	QB Derek Carr	10

Herbert attempted 357 passes between interceptions this season, the fifth-longest streak in NFL history. The 357 pass attempts without an interception were also a team record, breaking his own previous team record of 233 consecutive passes.

CONSECUTIVE PASS ATTEMPTS WITHOUT AN INTERCEPTION, NFL HISTORY

Rk.	Team	Quarterback	Dates	Consec. Attempts
1.	G.B.	Aaron Rodgers	Sept. 30, 2018-Dec. 16, 2018	402
2.	T.B.	Tom Brady	Sept. 11, 2022-Nov. 13, 2022	399
3.	Det.	Jared Goff	Nov. 6, 2022-Sept. 17, 2023	383
4.	N.E.	Tom Brady	Oct. 17, 2010-Nov. 12, 2011	358
5.	LAC	Justin Herbert	Sept. 15, 2024-Dec. 15, 2024	357
6.	Chi.	Caleb Williams	Oct. 13, 2024-Dec. 26, 2024	353

CONSECUTIVE PASS ATTEMPTS WITHOUT AN INTERCEPTION, CHARGERS HISTORY

Rank	Quarterback	Dates	Consec. Attempts
1.	Justin Herbert	Sept. 15, 2024-Dec. 15, 2024	357
2.	Justin Herbert	Dec. 26, 2022-Oct. 1, 2023	233
3.	Drew Brees	Oct. 17, 2004-Dec. 5, 2004	194
4.	Philip Rivers	Nov. 27, 2011-Dec. 24, 2011	170

JUSTIN HERBERT

HERBERT SETS PASSING YARDS RECORD

In 2023, **Justin Herbert** set the record for passing yards through a player's first four seasons (17,223). His 21,093 career passing yards are now the most ever through the first five seasons of a career. Herbert is also the only player ever to eclipse 4,000 yards in each of his first three years and the only player to top 4,500 yards in two of his first three seasons.

PASSING YARDS, FIRST FIVE SEASONS, NFL HISTORY

Rank	Team	Player	Passing Yards
1.	LAC	QB Justin Herbert	21,093
2.	Ind.	QB Peyton Manning*	20,618
3.	T.B.	QB Jameis Winston	19,737
4.	Mia.	QB Dan Marino*	19,422
5.	Ind.	QB Andrew Luck	19,078

*Pro Football Hall of Famer

Herbert topped 15,000 passing yards in his 52nd career game, becoming the second-fastest player in history to eclipse that mark. He eclipsed 20,000 yards in Week 15 — his 76th career game and at 26 years, 280 days old to be the third-youngest and tie as the fifth-fastest player to do so in NFL history.

YOUNGEST PLAYERS TO REACH 20,000 CAREER PASSING YARDS, NFL HISTORY

Rank	Team/s	Player	Age (Years-Days)
1.	N.E.	QB Drew Bledsoe	26-253
2.	Ind.	QB Peyton Manning*	26-266
3.	LAC	QB Justin Herbert	26-280
4.	Det.	QB Matthew Stafford	26-282
5.	Mia.	QB Dan Marino*	27-3
6.	K.C.	QB Patrick Mahomes	27-15
7.	LAR/Det.	QB Jared Goff	27-17
8.	Buf.	QB Josh Allen	27-154

*Pro Football Hall of Famer

FEWEST GAMES TO 20,000 PASSING YARDS, NFL HISTORY

Rank	Team/s	Player	Games
1.	K.C.	QB Patrick Mahomes	67
2.	Det.	QB Matthew Stafford	71
3.	Mia.	QB Dan Marino*	74
	Ind.	QB Andrew Luck	74
5.	LAC	QB Justin Herbert	76
	StL/NYG/Ari.	QB Kurt Warner*	76
	Was./Min.	QB Kirk Cousins	76

TOUCHDOWN MACHINE

After setting the all-time rookie record with 31 touchdown passes in 2020, **Justin Herbert** joined Hall of Famer Peyton Manning as the only players ever to throw 25 touchdown passes in each of their first three seasons.

Herbert has now thrown for 137 career passing scores, good for No. 6 in NFL history through the first five seasons of a career. In 2023, he eclipsed 100 career touchdown passes in Week 3, making him the fifth-fastest (52 games) and fourth-youngest (25 years, 198 days) to eclipse that mark.

PASSING TOUCHDOWNS, FIRST FIVE SEASONS, NFL HISTORY

Rank	Team	Player	Passing Touchdowns
1.	Mia.	QB Dan Marino*	168
2.	K.C.	QB Patrick Mahomes	151
3.	Cin.	QB Joe Burrow	140
4.	Ind.	QB Peyton Manning*	138
	Buf.	QB Josh Allen	138
6.	LAC	QB Justin Herbert	137
7.	Ind.	QB Andrew Luck	132

FEWEST GAMES TO 100 PASSING TOUCHDOWNS, NFL HISTORY

Rank	Team	Player	Games
1.	K.C.	QB Patrick Mahomes	40
2.	Mia.	QB Dan Marino*	44
3.	StL	QB Kurt Warner*	50
4.	Bal.	QB Johnny Unitas*	51
5.	LAC	QB Justin Herbert	52
6.	Hou.	QB Deshaun Watson	53

YOUNGEST PLAYERS TO REACH 100 CAREER PASSING TOUCHDOWNS, NFL HISTORY

Rank	Team	Player	Age (Years-Days)
1.	Mia.	QB Dan Marino*	24-357
2.	K.C.	QB Patrick Mahomes	25-52
3.	Hou.	QB Deshaun Watson	25-104
4.	LAC	QB Justin Herbert	25-198
5.	Buf.	QB Josh Allen	25-219
6.	Ind.	QB Peyton Manning*	25-232

*Pro Football Hall of Famer

FAB FIVE

In Week 17, **Justin Herbert** became just the third player in NFL history to have 3,000 passing yards and 20 touchdowns in each of the first five seasons of a career, joining Hall of Fame QB Peyton Manning and QB Russell Wilson.

CONSECUTIVE SEASONS WITH 3,000 PASSING YARDS AND 20 TOUCHDOWN PASSES TO START A CAREER, NFL HISTORY

Rank	Team	Player	Consecutive Seasons
1.	Ind.	QB Peyton Manning	13 (1998-2010)
2.	Sea.	QB Russell Wilson	10 (2012-21)
3.	LAC	QB Justin Herbert	5 (2020-Present)
4.	Dal.	QB Dak Prescott	4 (2016-19)
	Oak.	QB Derek Carr	4 (2014-17)

JUSTIN HERBERT



DUAL-THREAT QUARTERBACK

Justin Herbert set the record for combined touchdowns as a rookie (36) and through a player's first two seasons (77). His 102 combined touchdowns were also the most in history through the first three seasons of a career.

He now has 150 career combined touchdowns, good for the sixth-most in NFL history through the first five seasons of a career.

COMBINED TOUCHDOWNS, FIRST FIVE SEASONS, NFL HISTORY

Rank	Team	Player	Combined Touchdowns
1.	Buf.	QB Josh Allen	176
2.	Mia.	QB Dan Marino*	171
3.	Car.	QB Cam Newton	160
4.	K.C.	QB Patrick Mahomes	159
5.	Cin.	QB Joe Burrow	152
6.	LAC	QB Justin Herbert	150
7.	Ind.	QB Peyton Manning*	147
8.	Ind.	QB Andrew Luck	146

**Pro Football Hall of Famer*

In the team's Week 10 win over Tennessee, Herbert ran in a four-yard score and threw a 16-yard touchdown, marking his 11th career game with a passing and a rushing touchdown. His 11 such games are the second-most in Chargers history.

MOST GAMES WITH A PASSING TOUCHDOWN AND A RUSHING TOUCHDOWN, CHARGERS HISTORY

Rank	Seasons	Player	Games
1.	1962-72	QB John Hadl*	12
2.	2020-Present	QB Justin Herbert	11
3.	1960-62	QB Jack Kemp	10
4.	1973-87	QB Dan Fouts*	9
5.	2001-09	RB LaDainian Tomlinson	5

**Pro Football Hall of Famer*

CAPTAIN COMEBACK

Justin Herbert has led the Bolts to 12 career come-from-behind victories in the fourth quarter or overtime.

HERBERT'S FOURTH QUARTER/OVERTIME COMEBACK WINS

Date	Opponent	4Q/OT Deficit	Result
Dec. 17, 2020	at Las Vegas	24-27 (OT)	W, 30-27 (OT)
Sept. 12, 2021	at Washington	13-16	W, 20-16
Sept. 26, 2021	at Kansas City	21-24	W, 30-24
Oct. 10, 2021	vs. Cleveland	35-42	W, 47-42
Nov. 7, 2021	at Philadelphia	16-17	W, 27-24
Nov. 21, 2021	vs. Pittsburgh	34-37	W, 37-34
Oct. 9, 2022	at Cleveland	27-28	W, 30-28
Oct. 17, 2022	vs. Denver	13-16	W, 19-16 (OT)
Nov. 6, 2022	at Atlanta	14-17	W, 20-17
Nov. 27, 2022	at Arizona	17-24	W, 25-24
Sept. 24, 2023	at Minnesota	21-24	W, 28-24
Dec. 19, 2024	vs. Denver	19-24	W, 34-27

Herbert's 12 career come-from-behind wins in the fourth quarter or overtime are the good for the third-most in NFL since he entered the professional ranks in 2020.

FOURTH QUARTER/OVERTIME COMEBACK WINS, NFL, SINCE 2020

Rank	Team/s	Player	4Q/OT Comeback Wins
1.	K.C.	QB Patrick Mahomes	16
2.	Min./Atl.	QB Kirk Cousins	15
3.	LAC	QB Justin Herbert	12
4.	LAR/Det.	QB Jared Goff	11
	Sea./Den./Pit.	QB Russell Wilson	11

A STRONG START

In each of the team's first 10 games this season, **Justin Herbert** registered a passer rating of at least 90.0 — becoming the fifth player ever to do so in the first 10 games of a season.

CONSECUTIVE GAMES TO START A SEASON WITH 90.0 PASSER RATING OR HIGHER, NFL HISTORY

Rank	Season	Team	Player	Games
1.	2004	Ind.	QB Peyton Manning ^{^^†}	15
2.	2018	LAC	QB Philip Rivers*	13
	2011	G.B.	QB Aaron Rodgers ^{^^†}	13
4.	2007	N.E.	QB Tom Brady ^{^^†}	11
5.	2024	LAC	QB Justin Herbert	10
	2013	Den.	QB Peyton Manning ^{^^†}	10

[^]Associated Press Most Valuable Player

^{*}Pro Bowl Selection

[†]Associated Press First-Team All-Pro

JUSTIN HERBERT

CLOSING OUT WINS

Justin Herbert has been clutch late in games dating back to his rookie season. In his career, Herbert has engineered 16 game-winning drives in the fourth quarter or overtime, tied for the third-most since he entered the NFL in 2020.

JUSTIN HERBERT'S CAREER GAME-WINNING DRIVES

Game	Drive Length	Game-Winning Score
Dec. 13, 2020 vs. Atl.	6 plays, 49 yds (0:31)	Badgley 43-yd FG
Dec. 17, 2020 at L.V.	5 plays, 75 yds (1:49)	Herbert 1-yd TD run*
Dec. 27, 2020 vs. Den.	7 plays, 56 yds (2:01)	Badgley 37-yd FG
Sept. 12, 2021 at Was.	3 plays, 3 yds (0:45)	M.Williams 3-yd TD rec.
Sept. 26, 2021 at K.C.	8 plays, 59 yds (1:10)	M.Williams 4-yd TD rec.
Oct. 10, 2021 vs. Cle.	5 plays, 48 yds (0:31)	Ekeler 3-yd TD run
Nov. 7, 2021 at Phi.	15 plays, 64 yds (6:05)	Hopkins 29-yd FG
Nov. 21, 2021 vs. Pit.	3 plays, 75 yds (1:15)	M.Williams 53-yd TD rec.
Oct. 9, 2022 at Cle.	13 plays, 66 yds (6:26)	Bertolet 27-yd FG
Oct. 17, 2022 vs. Den.	4 plays, 7 yds (2:08)	Hopkins 39-yd FG*
Nov. 6, 2022 at Atl.	3 plays, 24 yds (0:34)	Dicker 37-yd FG
Nov. 27, 2022 at Ari.	7 plays, 38 yds (1:33)	Ekeler 1-yd TD rec.
Dec. 18, 2022 vs. Ten.	6 plays, 52 yards (0:44)	Dicker 43-yd FG
Sept. 24, 2023 at Min.	7 plays, 75 yards (3:15)	Palmer 30-yd TD rec.
Nov. 17, 2024 vs. Cin.	4 plays, 84 yards (0:27)	Dobbins 29-yd TD run
Dec. 19, 2024 vs. Den.	6 plays, 90 yards (2:01)	Haskins 34-yd TD rec.

*Game-winning drive was in overtime

GAME-WINNING DRIVES IN FOURTH QUARTER OR OVERTIME, NFL, SINCE 2020

Rank	Team/s	Player	Game-Winning Drives
1.	K.C.	QB Patrick Mahomes	19
2.	Min./Atl.	QB Kirk Cousins	18
3.	LAC	QB Justin Herbert	16
	L.V./N.O.	QB Derek Carr	16
5.	Det./LAR	QB Matthew Stafford	15
6.	Buf.	QB Josh Allen	13
	LAR/Det.	QB Jared Goff	13
	T.B.	QB Tom Brady	13

Herbert posted a game-winning drive in the fourth quarter or overtime of three-straight games in 2020, becoming just the third rookie to do so since the 1970 NFL-AFL merger. The two others — Ben Roethlisberger (2004) and Vince Young (2006) — also won Offensive Rookie of the Year honors from *The Associated Press*.

ROOKIE QUARTERBACKS WITH THREE CONSECUTIVE GAME-WINNING DRIVES, SINCE 1970

Season	Team	Quarterback	Consecutive Games
2020	LAC	Justin Herbert*	3 (Dec. 13 — Dec. 27)
2006	Ten.	Vince Young*	3 (Nov. 26 — Dec. 10)
2004	Pit.	Ben Roethlisberger*	3 (Dec. 5 — Dec. 18)

*Won AP Offensive Rookie of the Year

THREADING THE NEEDLE ON THIRD DOWN

In his 79 career starts, Justin Herbert has been the one of the best passers in the NFL at moving the chains on third down. He has completed 460 passes on 754 attempts (61.0 pct.) for 5,505 yards and 50 touchdowns with 18 interceptions (95.5 passer rating). Herbert's 460 completions lead the NFL, while his 5,505 passing yards rank second on third down since 2020.

Herbert tied for the league lead with 14 touchdown passes on third down in 2020, good for the most by a rookie in the last 40 seasons. He has added 36 since then, giving him 50 third-down passing scores since entering the professional ranks, which is good for No. 2 over that span.

Herbert's 95.5 passer rating on third down ranks ninth in the NFL over the last five years among players with at least 300 passing attempts on third down.

THIRD DOWN COMPLETIONS, NFL, SINCE 2020

Rank	Team/s	Player	Completions
1.	LAC	QB Justin Herbert	460
2.	K.C.	QB Patrick Mahomes	449
3.	LAR/Det.	QB Jared Goff	448
4.	Cin.	QB Joe Burrow	409
5.	Min./Atl.	QB Kirk Cousins	407

THIRD DOWN PASSING YARDS, NFL, SINCE 2020

Rank	Team/s	Player	Passing Yards
1.	K.C.	QB Patrick Mahomes	6,013
2.	LAC	QB Justin Herbert	5,505
3.	L.V./N.O.	QB Derek Carr	5,219
4.	LAR/Det.	QB Jared Goff	5,179
5.	Min./Atl.	QB Kirk Cousins	4,940

THIRD DOWN PASSING TOUCHDOWNS, NFL, SINCE 2020

Rank	Team/s	Player	Passing Touchdowns
1.	K.C.	QB Patrick Mahomes	63
2.	LAC	QB Justin Herbert	50
3.	Buf.	QB Josh Allen	48
4.	Min./Atl.	QB Kirk Cousins	46
5.	Cin.	QB Joe Burrow	40
	Det./LAR	QB Jared Goff	40

Herbert ranks No. 2 in the NFL with 327 passing first downs on third down over the past five seasons. He threw for 12 third-down conversions in 2021's Week 1 win at Washington, the most passing first downs in a single game on third down since Andrew Luck did so in 2012. Herbert sported a league-leading 79 passing first downs on third down in 2021.

THIRD DOWN PASSING FIRST DOWNS, NFL, SINCE 2020

Rank	Team/s	Player	Passing First Downs
1.	K.C.	QB Patrick Mahomes	352
2.	LAC	QB Justin Herbert	327
3.	LAR/Det.	QB Jared Goff	301
4.	Buf.	QB Josh Allen	291
5.	Cin.	QB Joe Burrow	281

JUSTIN HERBERT

FEELING IT ON FOURTH DOWN

Since entering the NFL in 2020, **Justin Herbert** has been one of the league's top passers on fourth down. He threw a pair of fourth-down touchdowns in Week 10 of the 2023 season, giving him 10 passing scores on fourth down since coming into the NFL in 2020, ranking No. 4 in the league over that span.

FOURTH DOWN PASSING TOUCHDOWNS, NFL, SINCE 2020

Rank	Team/s	Player	Passing Touchdowns
1.	Buf.	QB Josh Allen	12
	LAR/Det.	QB Jared Goff	12
	Min./Atl.	QB Kirk Cousins	12
4.	LAC	QB Justin Herbert	10
5.	Cin.	QB Joe Burrow	8
6.	Ari.	QB Kyler Murray	7
	Phi.	QB Jalen Hurts	7

Herbert also leads the NFL over that span in passing yards (596) and ranks No. 2 in completions (43). He has the third-most passing first downs (38) and ranks No. 4 in fourth-down passer rating (119.1) since 2020 among players with at least 30 passing attempts on fourth down.

FOURTH DOWN COMPLETIONS, NFL, SINCE 2020

Rank	Team/s	Player	Completions
1.	LAR/Det.	QB Jared Goff	45
2.	LAC	QB Justin Herbert	43
3.	Min./Atl.	QB Kirk Cousins	41
4.	Cin.	QB Joe Burrow	33
5.	Jax.	QB Trevor Lawrence	31

FOURTH DOWN PASSING YARDS, NFL, SINCE 2020

Rank	Team/s	Player	Passing Yards
1.	LAC	QB Justin Herbert	596
2.	Min./Atl.	QB Kirk Cousins	518
3.	LAR/Det.	QB Jared Goff	478
4.	Cin.	QB Joe Burrow	415
5.	Ari.	QB Kyler Murray	361

FOURTH DOWN PASSING FIRST DOWNS, NFL, SINCE 2020

Rank	Team/s	Player	Passing First Downs
1.	LAR/Det.	QB Jared Goff	42
2.	Min./Atl.	QB Kirk Cousins	39
3.	LAC	QB Justin Herbert	38
4.	Cin.	QB Joe Burrow	29
5.	Ari.	QB Kyler Murray	28
	Jax.	QB Trevor Lawrence	28

FOURTH DOWN PASSER RATING, MIN. 30 ATT., NFL, SINCE 2020

Rank	Team/s	Player	Passer Rating
1.	Cin.	QB Joe Burrow	124.6
2.	Mia.	QB Tua Tagovailoa	124.3
3.	Phi.	QB Jalen Hurts	121.4
4.	LAC	QB Justin Herbert	119.1
5.	Atl./Ind.	QB Matt Ryan	112.1

LEGGING IT OUT

In the team's *Sunday Night Football* victory over Pittsburgh in Week 11 of the 2021 season, **Justin Herbert** threw for 382 yards and ran for 90 yards, becoming the only player to ever top 350 yards passing and 90 yards rushing in a single game. He was the fifth player ever to run for 90 yards and pass for 300 in the same game.

QUARTERBACKS WITH 300 PASSING YARDS AND 90 RUSHING YARDS, SINGLE GAME, NFL HISTORY

Season (Wk)	Team	Quarterback	Pass Yds	Rush Yds
2022 (2)	Bal.	Lamar Jackson	318	119
2021 (14)	Buf.	Josh Allen	308	109
2021 (11)	LAC	Justin Herbert	382	90
2015 (15)	Car.	Cam Newton	340	100
2014 (7)	Sea.	Russell Wilson	313	106
2011 (5)	Phi.	Mike Vick	315	90
1989 (15)	Phi.	Randall Cunningham	306	92

TARGET ACQUIRED

Justin Herbert has thrown touchdowns to 24 players, including 16 with multiple scores. He's most frequently thrown touchdowns to WR Keenan Allen, who caught 24 scores from Herbert. The first passing score of his career went to WR Jalen Guyton, who also caught the first touchdown of his career on the play.

HERBERT'S CAREER TOUCHDOWN PASSES BY RECEIVER

Receiver	Touchdown Passes
WR Keenan Allen	24
WR Mike Williams	18
RB Austin Ekeler	16
TE Donald Parham Jr.	11
WR Quentin Johnston	9
WR Joshua Palmer	9
TE Gerald Everett	7
WR Jalen Guyton	7
WR Ladd McConkey	7
TE Jared Cook	4
TE Hunter Henry	4
WR DeAndre Carter	3
WR Tyron Johnson	3
WR Derius Davis	2
TE Will Dissly	2
FB Zander Horvath	2
FB Gabe Nabers	2
TE Stephen Anderson	1
WR DJ Chark Jr.	1
WR Simi Fehoko	1
TE Virgil Green	1
RB Hassan Haskins	1
TE Stone Smartt	1
RB Kimani Vidal	1
Total (24 Receivers)	137

JUSTIN HERBERT

A ROOKIE CAMPAIGN FOR THE AGES

AWARDS

- *The Associated Press* Offensive Rookie of the Year
- *Professional Football Writers of America* Rookie of the Year
- PFWA Offensive Rookie of the Year
- PFWA All-Rookie Selection
- NFL Offensive Rookie of the Month (October)
- NFL Offensive Rookie of the Month (November)
- FedEx NFL Air Player of the Week – Week 11 vs. NYJ (voted by fans)
- Voted by fans as the Pepsi Zero Sugar Rookie of the Year
- Nine-time Pepsi Zero Sugar Rookie of the Week (voted by fans)

RECORDS AT THE TIME

- Most passing touchdowns by a rookie quarterback ever (31).
- Most combined touchdowns by a rookie in NFL history (36).
- Most consecutive games by a rookie quarterback with multiple passing touchdowns in NFL history (seven).
- Most performances by a rookie quarterback with 300-plus passing yards in NFL history (eight).
- Most performances by a rookie quarterback with three-plus touchdowns in NFL history (six).
- Most games by a rookie quarterback with multiple touchdown passes in NFL history (10).
- Most completions ever by a rookie quarterback (396).
- Youngest player ever to throw 30 touchdowns in a single season, doing so at 22 years, 299 days old.
- Tied for the longest streak of game-winning drives (three games) in the fourth quarter or overtime by a rookie quarterback in the Super Bowl era (since 1966).
- Recorded the first win in pro football history by a rookie quarterback while posting 300 passing yards, three touchdown passes, a rushing score and no interceptions.
- Most passing touchdowns by a rookie quarterback in a game (four) and a half (three) in *Monday Night Football* history.
- Tied for the longest streak of games with three-plus touchdown passes by a rookie quarterback in NFL history (four).
- Tied for the most 300-yard passing performances in a player's first two career games (two).
- Became the first player since at least 1970 to register over 1,500 passing yards and a 100-plus passer rating through the first five games of a career.
- Set marks for the most passing attempts, completions, passing yards and touchdown passes by a rookie quarterback in Chargers history.
- Recorded the most single-game rushing yards by a quarterback in team annals (66 in Week 7 vs. Jax.).

ACCOMPLISHMENTS AND OTHER NOTES AT THE TIME

- Ranked second among rookie quarterbacks in NFL history with 4,336 passing yards on the season.
- Joined Patrick Mahomes as the only players in history to eclipse 4,000 passing yards in the first 14 starts of a career.
- Became the second player in NFL history to top 250 passing yards in each of the first seven games of a career (Mahomes).
- Threw a touchdown pass in each of his first 10 games played, the second-longest streak to open a career in NFL history.
- Threw for 277 yards in the first half of Week 11, the most by any rookie quarterback in a first half over the last 40 seasons.
- Became the third quarterback in NFL history to have 300 passing yards and a rushing score in a debut.
- Threw for the fourth-most passing yards in a debut since 1970.
- Became the first quarterback to throw a touchdown and run for a score in the first half of a debut since 1954.

OFFENSIVE ROOKIE OF THE YEAR

Justin Herbert earned widespread recognition as the Offensive Rookie of the Year, including as the 10th quarterback in history to win the honor from *The Associated Press*. Herbert was also selected by *Professional Football Writers of America* as Rookie of the Year and Offensive Rookie of the Year – becoming the second and seventh quarterback to win those awards, respectively. He is the first player in history to be recognized with all three honors.

QUARTERBACKS TO WIN AP OFFENSIVE ROOKIE OF THE YEAR

Season	Team	Player	Combined TDs
2023	Hou.	C.J. Stroud	26
2020	LAC	Justin Herbert	36
2019	Ari.	Kyler Murray	24
2016	Dal.	Dak Prescott	29
2012	Was.	Robert Griffin III	27
2011	Car.	Cam Newton	35
2010	StL	Sam Bradford	19
2008	Atl.	Matt Ryan	17
2006	Ten.	Vince Young	19
2004	Pit.	Ben Roethlisberger	18
1970	Buf.	Dennis Shaw	10

HOT OUT OF THE GATE

Justin Herbert kicked off his career with a pair of historic streaks. As a rookie, he tossed a touchdown pass in each of the first 10 games of his career, just one less than the all-time record. Herbert's streak of games with 250-plus passing yards to start a career ended at seven contests, ranking second in NFL history.

PLAYERS WITH A PASSING TOUCHDOWN, CONSECUTIVE GAMES TO START CAREER, NFL HISTORY

Rank	Team	Player	Consecutive Games
1.	Was.	QB Mark Rypien	11
2.	LAC	QB Justin Herbert	10
3.	Den.	QB Jay Cutler	9

PLAYERS WITH 250 PASSING YARDS, CONSECUTIVE GAMES TO START CAREER, NFL HISTORY

Rank	Team	Player	Consecutive Games
1.	K.C.	QB Patrick Mahomes	10
2.	LAC	QB Justin Herbert	7
3.	—	Seven Other Players	2

JUSTIN HERBERT IN PRIMETIME

A PRIME-TIME PRODIGY

Since entering the NFL, **Justin Herbert** has made 21 starts in primetime, leading the Bolts to wins on each of the regularly-slated prime-time games — *Thursday Night Football*, *Sunday Night Football* and *Monday Night Football*.

He has been one of the best quarterbacks under the lights since entering the NFL in 2020, with his 94.0 passer rating in prime-time games ranking No. 9 in the NFL over the that span among players with at least 500 prime-time passing attempts.

PRIME-TIME PASSER RATING, MIN. 500 ATT., SINCE 2020

Rank	Team/s	Player	Passer Rating
1.	G.B./NYJ	QB Aaron Rodgers	113.2
2.	Buf.	QB Josh Allen	104.5
3.	Bal.	QB Lamar Jackson	101.1
4.	Cin.	QB Joe Burrow	100.1
5.	Dal.	QB Dak Prescott	99.6
6.	K.C.	QB Patrick Mahomes	96.8
7.	Sea./Den./Pit.	QB Russell Wilson	96.0
8.	LAR/Det.	QB Jared Goff	94.8
9.	LAC	QB Justin Herbert	94.0
10.	Det./LAR	QB Matthew Stafford	90.4

Herbert has thrown 35 touchdown passes in his 21 prime-time starts, ranking No. 6 in the NFL in primetime since he entered the league in 2020.

PRIME-TIME PASSING TOUCHDOWNS, SINCE 2020

Rank	Team/s	Player	Passing Touchdowns
1.	Buf.	QB Josh Allen	57
2.	K.C.	QB Patrick Mahomes	53
	G.B./NYJ	QB Aaron Rodgers	53
4.	Bal.	QB Lamar Jackson	38
5.	Dal.	QB Dak Prescott	37
6.	LAC	QB Justin Herbert	35
7.	LAR/Det.	QB Jared Goff	31
	Sea./Den./Pit.	QB Russell Wilson	31

SUNDAY NIGHT FOOTBALL

Justin Herbert has appeared in nine career games on *Sunday Night Football*, totaling 2,633 passing yards and 17 touchdowns with five interceptions on 245-of-371 passing (66.0 pct.) for a 96.3 passer rating. In four of those games, Herbert has registered a completion percentage of at least 65.0 and attempted at least 40 passes, tied for the third-most of those performances since the program's inception in 2006.

In the team's Week 14 win on *SNF* in 2022, Herbert completed 39 passes on 51 attempts (76.5 pct.) for 367 yards and a touchdown with zero interceptions (102.3 rating). His 76.5 completion percentage was the best ever in a Sunday night contest by a quarterback to throw zero interceptions and 45-plus attempts.

HIGHEST COMPLETION PCT., SUNDAY NIGHT GAME, MIN. 45 ATT., AND ZERO INTERCEPTIONS, NFL HISTORY

Rk.	Team	Game	Player	Comp. Pct.
1.	LAC	Dec. 11, 2022 vs. Mia.	QB Justin Herbert	76.5
2.	T.B.	Oct. 2, 2022 vs. K.C.	QB Tom Brady	75.0
3.	N.E.	Oct. 27, 1996 vs. Buf.	QB Drew Bledsoe	71.1
4.	K.C.	Nov. 14, 2021 at L.V.	QB Patrick Mahomes	70.0

Herbert completed his first 15 passes of the team's 2023 Week 8 win over Chicago on *SNF*, finishing with 298 yards and three touchdowns with zero interceptions on 31-of-40 passing (77.5 pct.) to register a 122.7 passer rating. Herbert's completion percentage was the fourth-highest in a Sunday night contest in NFL history among players with at least 40 passing attempts and zero interceptions.

HIGHEST COMPLETION PCT., SUNDAY NIGHT GAME, MIN. 40 ATT., AND ZERO INTERCEPTIONS, NFL HISTORY

Rk.	Team	Game	Player	Comp. Pct.
1.	N.O.	Nov. 10, 2013 vs. Dal.	QB Drew Brees	82.9
2.	Mia.	Nov. 5, 2017 vs. Oak.	QB Jay Cutler	81.0
3.	N.O.	Oct. 4, 2015 vs. Dal.	QB Drew Brees	80.5
4.	LAC	Oct. 29, 2023 vs. Chi.	QB Justin Herbert	77.5
5.	LAC	Dec. 11, 2022 vs. Mia.	QB Justin Herbert	76.5

Herbert made his first career appearance on *SNF* in Week 11 of 2021 against Pittsburgh, throwing for 382 yards and three touchdowns with an interception on 31-of-40 passing (73.2 pct.) for a 116.1 passer rating. He added 90 rushing yards to become the first player ever to have at least 350 yards passing and 90 yards rushing in a single game.

His 116.1 passer rating was the best in a quarterback's first career start on *SNF* with at least 40 passing attempts since the program began in 2006. It was also the best passer rating by a quarterback ever in their first career start in a Sunday night game (min. 40 att.).

PASSER RATING, FIRST CAREER START IN A SUNDAY NIGHT GAME, MINIMUM 40 ATTEMPTS, NFL HISTORY

Rk.	Team	Game	Player	Passer Rtg.
1.	LAC	Nov. 21, 2021 vs. Pit.	QB Justin Herbert	116.1
2.	Ari.	Oct. 2, 2005 vs. S.F.	QB Josh McCown	109.4
3.	StL	Nov. 18, 2001 at N.E.	QB Kurt Warner	105.4

JUSTIN HERBERT IN PRIMETIME

THURSDAY NIGHT FOOTBALL

Justin Herbert has made four appearances on *Thursday Night Football*, leading the Chargers to a pair of victories. In those four games, Herbert has completed 67.1 percent of his passes (100-of-149) for 1,168 yards and nine touchdowns with three interceptions (102.4 rating).

Since entering the NFL in 2020, Herbert has led the Bolts to a pair of come-from-behind wins on *Thursday Night Football*, tying for the most in the NFL on *TNF* in that span.

FOURTH QUARTER/OVERTIME COMEBACK WINS, THURSDAY NIGHT FOOTBALL, NFL, SINCE 2020

Rk.	Team/s	Player	4Q/OT Comeback Wins
1.	LAC	QB Justin Herbert	2
	Cin.	QB Joe Burrow	2
	LAR/Det.	QB Jared Goff	2
	Min./Atl.	QB Kirk Cousins	2
	Phi./Ind./LAR/K.C.	QB Carson Wentz	2
6.	—	14 Other Players	1

Herbert recorded his first career comeback win in the fourth quarter or overtime as a rookie in 2020 in Week 15 at Las Vegas, leading the Bolts to a 30-27 overtime victory. He finished the game with 314 passing yards and two touchdowns on 22-of-32 passing (68.8 pct.) for a 121.1 passer rating. Herbert added a rushing touchdown in overtime to secure the victory.

At 22 years, 282 days old, Herbert became the second-youngest player to mount a come-from-behind win in the fourth quarter or overtime of a Thursday night game in NFL history.

YOUNGEST QUARTERBACKS TO LEAD A COME-FROM-BEHIND WIN IN FOURTH QUARTER OR OVERTIME, THURSDAY NIGHT GAMES, NFL HISTORY

Rk.	Team	Game	Player	Age (Yrs-Days)
1.	S.F.	Dec. 14, 2006 at Sea.	QB Alex Smith	22-221
2.	LAC	Dec. 17, 2020 at L.V.	QB Justin Herbert	22-282
3.	Dal.	Dec. 1, 2016 at Min.	QB Dak Prescott	23-125

MONDAY NIGHT FOOTBALL

In eight appearances on *Monday Night Football*, **Justin Herbert** has thrown for 1,889 yards and nine scores with three interceptions on 192-of-302 passing (63.6 pct.) for a 86.9 passer rating.

In 2020, Herbert tossed four touchdown passes on *Monday Night Football*, setting the program's single-game rookie passing touchdown record. He added three touchdowns in the lone Monday night contest in 2021, making him one of four players with seven or more touchdown passes in their first two starts on *MNF* since the program began in 1970.



J.K. DOBBINS



A COMEBACK PLAYER OF THE YEAR SEASON

In his first year with the Chargers, **J.K. Dobbins** turned in an impressive campaign, setting several single-season career highs with 905 rushing yards, nine rushing touchdowns and 1,058 yards from scrimmage in 13 games played. Coming off a season-ending Achilles injury in 2023, Dobbins stormed out of the gate with back-to-back 100-yard rushing performances to begin the year.

Below is how Dobbins' numbers through his 13 games played of the 2024 season stack up compared to *Professional Football Writers of America* Comeback Player of the Year-winning running backs through 13 games played:

SETTING THE PACE

J.K. Dobbins averaged 4.64 yards per carry this season, ranking No. 4 in the AFC and 10th in the NFL among players with at least 150 rushing attempts.

RUSHING AVERAGE, RBs, MIN. 150 ATT., NFL, 2024

Rank	Team	Player	Rushing Average
1.	Bal.	RB Derrick Henry	5.91
2.	Phi.	RB Saquon Barkley	5.81
3.	Det.	RB Jahmyr Gibbs	5.65
4.	T.B.	RB Bucky Irving	5.42
5.	S.F.	RB Jordan Mason	5.16
6.	Buf.	RB James Cook	4.87
7.	Atl.	RB Bijan Robinson	4.79
8.	Car.	RB Chuba Hubbard	4.78
9.	Ind.	RB Jonathan Taylor	4.72
10.	LAC	RB J.K. Dobbins	4.64
11.	Ari.	RB James Conner	4.64

RUNNING BACKS TO WIN PROFESSIONAL FOOTBALL WRITERS OF AMERICA COMEBACK PLAYER OF THE YEAR

Season	Team	Running Back	Rush Yds	Rush TDs	Scrm. Yds
2012	Min.	Adrian Peterson	1,600	10	1,811
2004	Buf.	Willis McGahee	922	9	1,069
2001	S.F.	Garrison Hearst	1,042	4	1,365
1996	Pit.	Jerome Bettis	1,341	10	1,460
1993	K.C.	Marcus Allen	705	11	894
1990	K.C.	Barry Word	748	3	768
1989	NYG	Ottis Anderson	824	10	1,049
1988	LAR	Greg Bell	960	13	1,060
1987	LAR	Charles White	1,213	10	1,331
1979	Mia.	Larry Csonka	695	7	763
1978	Was.	John Riggins	863	4	1,108
1975	Atl.	Dave Hampton	941	4	1,108
2024	LAC	J.K. Dobbins	905	9	1,058

AN AFC LEADER

Despite missing four games, **J.K. Dobbins** still ranked inside the top 10 in rushing yards and rushing touchdowns in the AFC.

RUSHING YARDS, RUNNING BACKS, AFC, 2024

Rank	Team	Player	Rushing Yards
1.	Bal.	RB Derrick Henry	1,921
2.	Ind.	RB Jonathan Taylor	1,431
3.	Ten.	RB Tony Pollard	1,079
4.	Pit.	RB Najee Harris	1,043
5.	Hou.	RB Joe Mixon	1,016
6.	Buf.	RB James Cook	1,009
7.	Cin.	RB Chase Brown	990
8.	Mia.	RB De'Von Achane	907
9.	LAC	RB J.K. Dobbins	905
10.	NYJ	RB Breece Hall	876

Dobbins' 4.64-yard rushing average in 2024 was among the NFL's best, but also ranks highly compared to the rushing average put forth by *PFWA* Comeback Player of the Year-winning running backs. His average ranks better than nine of the rushing averages put forth by those previous winners of the *PFWA* Comeback Player of the Year through their first 13 games played that season.

RUSHING AVG., RUNNING BACKS TO WIN PROFESSIONAL FOOTBALL WRITERS OF AMERICA COMEBACK PLAYER OF THE YEAR, FIRST 13 GAMES PLAYED OF THE SEASON

Rk.	Season	Team	Running Back	Rushing Average
1.	2012	Min.	Adrian Peterson	6.04
2.	1990	K.C.	Barry Word	5.38
3.	2001	S.F.	Garrison Hearst	4.99
4.	1996	Pit.	Jerome Bettis	4.55
5.	1987	LAR	Charles White	4.38
6.	1988	LAR	Greg Bell	4.36
7.	1978	Was.	John Riggins	4.13
8.	1975	Atl.	Dave Hampton	3.99
9.	1979	Mia.	Larry Csonka	3.93
10.	1993	K.C.	Marcus Allen	3.90
11.	2004	Buf.	Willis McGahee	3.84
12.	1989	NYG	Ottis Anderson	3.18
—	2024	LAC	J.K. Dobbins	4.64

RUSHING TOUCHDOWNS, RUNNING BACKS, AFC, 2024

Rank	Team	Player	Rushing Touchdowns
1.	Bal.	RB Derrick Henry	16
2.	Buf.	RB James Cook	16
3.	Hou.	RB Joe Mixon	11
4.	Ind.	RB Jonathan Taylor	11
5.	LAC	RB J.K. Dobbins	9
6.	—	Four Other Players	7

J.K. DOBBINS

DOBBINS DOMINATES FIRST TWO WEEKS

J.K. Dobbins built off his dominant Week 1 performance in Week 2 to record 131 rushing yards and a score on 17 carries (7.7 avg.). He scored on a 43-yard run in the second quarter, his league-leading third run of at least 40 yards in 2024 to that point.

He became just the sixth player in the last 75 years and first since 1998 to record back-to-back games with 130 yards on the ground and a rushing score in his team's first two games of a season. Dobbins also is the seventh player in the last 75 years and first since 2006 to begin a season with two consecutive games with 130-plus yards on the ground.

PLAYERS WITH 130 RUSHING YARDS AND A RUSHING TOUCHDOWN, CONSECUTIVE GAMES TO START SEASON, NFL, SINCE 1948

Season	Team	Player	Consecutive Games
1975	Buf.	RB O.J. Simpson*	4
2024	LAC	RB J.K. Dobbins	2
1998	S.F.	RB Garrison Hearst	2
1980	Det.	RB Billy Sims	2
1963	Cle.	RB Jim Brown*	2
1955	BalC**	RB Alan Ameche	2

PLAYERS WITH 130 RUSHING YARDS, CONSECUTIVE GAMES TO START SEASON, NFL, SINCE 1948

Season	Team	Player	Consecutive Games
1975	Buf.	RB O.J. Simpson*	4
2024	LAC	RB J.K. Dobbins	2
2006	Atl.	RB Warrick Dunn	2
1998	S.F.	RB Garrison Hearst	2
1980	Det.	RB Billy Sims	2
1963	Cle.	RB Jim Brown*	2
1955	BalC**	RB Alan Ameche	2

*Pro Football Hall of Famer

**Baltimore Colts



DOBBINS RUNS WILD IN WEEK 1 WIN

In the Week 1 victory, **J.K. Dobbins** rushed for 135 yards and a touchdown on 10 carries (13.5 avg.), highlighted by multiple carries of 45-plus yards.

Dobbins, who returned to action after missing most of 2023 due to injury, became just the third player in the last 30 seasons to post multiple 45-yard runs in a Week 1 contest, while his 13.5-yard rushing average was the best by any player in the first week of a season in NFL history (min. 10 att.).

He headlined a Bolts rushing offense that ran for 176 yards and averaged 6.5 yards per attempt in the victory, the best rushing average by any AFC team in Week 1.

RUSHING AVERAGE, SINGLE GAME, MINIMUM 10 ATTEMPTS, KICKOFF WEEKEND, NFL HISTORY

Rk.	Team	Game	Player	Rush Avg.
1.	LAC	Sept. 8, 2024 vs. L.V.	RB J.K. Dobbins	13.5
2.	ChiC*	Sept. 29, 1949 vs. Was.	HB Charley Trippi	13.0
3.	ChiC*	Sept. 27, 1959 vs. Was.	WR Bobby Joe Conrad	12.7
4.	NYJ	Sept. 11, 2023 vs. Buf.	RB Breece Hall	12.7
5.	Buf.	Sept. 8, 2012 at NYJ	RB C.J. Spiller	12.1

*Chicago Cardinals

RUSHES OF 45-PLUS YARDS, SINGLE GAME, KICKOFF WEEKEND, SINCE 1991

Rk.	Team	Game	Player	No.
1.	LAC	Sept. 8, 2024 vs. L.V.	RB J.K. Dobbins	2
	Buf.	Sept. 8, 2012 at NYJ	RB C.J. Spiller	2
	Min.	Sept. 6, 1992 at G.B.	RB Terry Allen	2
4.	—	Several Others		1

LADD McCONKEY

McCONKEY SETS TEAM ROOKIE RECORDS

In his rookie season, **WR Ladd McConkey** paced the team in receptions (82) and receiving yards (1,149), while ranking second in touchdown grabs (seven). He set team rookie records with his 82 catches and 1,149 yards, while his seven touchdown grabs are the fourth-most in a season in team history by a rookie.

RECEPTIONS, ROOKIES, CHARGERS HISTORY

Rank	Season	Player	Receptions
1.	2024	WR Ladd McConkey	82
2.	2013	WR Keenan Allen	71
3.	2001	RB LaDainian Tomlinson	59
4.	1978	WR John Jefferson	56
5.	1981	RB James Brooks	46

RECEIVING YARDS, ROOKIES, CHARGERS HISTORY

Rank	Season	Player	Receiving Yards
1.	2024	WR Ladd McConkey	1,149
2.	2013	WR Keenan Allen	1,046
3.	1978	WR John Jefferson	1,001
4.	1988	WR Anthony Miller	526
5.	1996	WR Charlie Jones	524

In the team's Week 11 win over Cincinnati, McConkey recorded a career-best 123 yards on six receptions (20.5 avg.). It was the seventh-most receiving yards in a single game by a Chargers rookie ever and the most by a Bolts rookie in a game since 2013.

MOST RECEIVING YARDS, ROOKIES, SINGLE GAME, CHARGERS HISTORY

Rank	Game	Player	Rec. Yds
1	Dec. 4, 1978 vs. Chi.	WR John Jefferson	155
2.	Dec. 17, 1978 at Hou. [^]	WR John Jefferson	149
3.	Nov. 3, 1974 vs. Cle.	WR Harrison Davis	142
4.	Nov. 12, 1978 vs. K.C.	WR John Jefferson	130
5.	Nov. 3, 2013 at Was.	WR Keenan Allen	128
6.	Nov. 24, 2013 at K.C.	WR Keenan Allen	124
7.	Nov. 17, 2024 vs. Cin.	WR Ladd McConkey	123
8.	Nov. 3, 1974 vs. Cle.	RB Don Woods	119

[^]Houston Oilers

In Week 13, McConkey hauled in 117 receiving yards, his third 100-yard performance of the season. 105 of those yards came in the first half, the most ever by a Chargers rookie in a single first half. McConkey's three 100-yard receiving games tied for the second-most by a rookie in team history.

GAMES WITH 100-PLUS RECEIVING YARDS, ROOKIES, CHARGERS HISTORY

Rank	Season	Player	Games
1.	2013	WR Keenan Allen	5
2.	2024	WR Ladd McConkey	3
	1978	WR John Jefferson	3
4.	—	Six Other Players	1



McCONKEY A STANDOUT ROOKIE

WR Ladd McConkey stood out amongst first-year players, ranking No. 4 in receptions (82) and receiving yards (1,149) among rookies, while his seven touchdown grabs tied for the fourth-most among rookies in 2024. He was the only rookie with at least 50 catches this season to have been selected outside of the first round.

The Georgia product moved the chains or scored on 63.4 percent of his receptions in 2024, the best rate among rookies with at least 70 catches.

RECEPTIONS, ROOKIES, NFL, 2024

Rank	Team	Player	Receptions
1.	L.V.	TE Brock Bowers	112
2.	NYG	WR Malik Nabers	109
3.	Jax.	WR Brian Thomas Jr.	87
4.	LAC	WR Ladd McConkey	82
5.	Ari.	WR Marvin Harrison Jr.	62

RECEIVING YARDS, ROOKIES, NFL, 2024

Rank	Team	Player	Receiving Yards
1.	Jax.	WR Brian Thomas Jr.	1,282
2.	NYG	WR Malik Nabers	1,204
3.	L.V.	TE Brock Bowers	1,194
4.	LAC	WR Ladd McConkey	1,149
5.	Ari.	WR Marvin Harrison Jr.	885

RECEIVING TOUCHDOWNS, ROOKIES, NFL, 2024

Rank	Team	Player	Receiving Touchdowns
1.	Jax.	WR Brian Thomas Jr.	10
2.	Ari.	WR Marvin Harrison Jr.	8
	T.B.	WR Jalen McMillan	8
4.	LAC	WR Ladd McConkey	7
	NYG	WR Malik Nabers	7
6.	K.C.	WR Xavier Worthy	6

RECEIVING 1ST DOWN PCT., ROOKIES, MIN. 70 REC., NFL, 2024

Rank	Team	Player	Rec. 1st Down Pct.
1.	LAC	WR Ladd McConkey	63.4
2.	Jax.	WR Brian Thomas Jr.	60.9
3.	L.V.	TE Brock Bowers	54.5
4.	NYG	WR Malik Nabers	50.5

LADD McCONKEY



AMONG THE NFL'S BEST

WR Ladd McConkey caught 82 passes for 1,149 yards (14.0 avg.) and seven touchdowns this season, ranking No. 3 in yards per reception among all NFL players with at least 80 receptions.

RECEIVING AVERAGE, MIN. 80 REC., NFL, 2024

Rank	Team	Player	Receiving Avg.
1.	Min.	WR Justin Jefferson	14.9
2.	Jax.	WR Brian Thomas Jr.	14.7
3.	LAC	WR Ladd McConkey	14.0
4.	Cle.	WR Jerry Jeudy	13.7
5.	Cin.	WR Ja'Marr Chase	13.4
6.	Was.	WR Terry McLaurin	13.4

McCONKEY KEEPS CLIMBING

In his NFL postseason debut, WR Ladd McConkey turned in a record-setting performance, totaling 197 receiving yards on nine receptions (21.9 avg.), including an 86-yard touchdown. His 197 receiving yards set an NFL postseason rookie record, while his 86-yard touchdown was the second-longest reception by a rookie in postseason history.

MOST RECEIVING YARDS, ROOKIES, SINGLE POSTSEASON GAME, NFL HISTORY

Rk.	Team	Game	Player	Rec. Yds
1.	LAC	Jan. 11, 2025 at Hou.*	WR Ladd McConkey	197
2.	LAR	Jan. 14, 2024 at Det.†	WR Puka Nacua	181
3.	Sea.	Jan. 5, 2020 at Phi.†	WR DK Metcalf	160
4.	Phi.	Jan. 9, 2010 at Dal.†	WR Jeremy Maclin	146
5.	S.D.	Jan. 12, 2014 at Den.**	WR Keenan Allen	142
	Phi.	Dec. 31, 1988 at Chi.††	TE Keith Jackson	142

LONGEST RECEPTION, ROOKIES, POSTSEASON, NFL HISTORY

Rk.	Team	Game	Player	Length
1.	N.O.	Jan. 21, 2007 at Chi.†††	RB Reggie Bush	88^
2.	LAC	Jan. 11, 2025 at Hou.*	WR Ladd McConkey	86^
3.	Phi.	Jan. 9, 2010 at Dal.†	WR Jeremy Maclin	76^
4.	Cin.	Jan. 8, 2006 vs. Pit.*	WR Chris Henry	66
5.	Phi.	Dec. 31, 1988 at Chi.††	TE Keith Jackson	65

^Touchdown
 *AFC Wild Card
 **AFC Divisional
 †NFC Wild Card
 ††NFC Divisional
 †††NFC Championship

DERWIN JAMES JR.



A SWISS-ARMY KNIFE

This past season, **Derwin James Jr.**, recorded 93 tackles, 5.5 sacks, 10 tackles for loss, an interception and seven passes defended. He's one of just five players in the NFL this season — and only defensive back — to have at least 70 tackles, five sacks, an interception and five pass breakups.

PLAYERS WITH 70 TACKLES, FIVE SACKS, AN INTERCEPTION AND FIVE PASSES DEFENDED, NFL, 2024

Rk.	Team	Player	Sacks	PDs	INTs	Tackles
1.	T.B.	LB Lavonte David	5.5	6	1	122
2.	Was.	LB Frankie Luvu	8.0	7	1	99
3.	LAC	S Derwin James Jr.	5.5	7	1	93
4.	Min.	OLB Andrew Van Ginkel	11.5	6	2	79

MAKING AN IMPACT

Derwin James Jr., eclipsed 500 career tackles in his 67th career game, doing so faster than any defensive back since the turn of the century. With 590 tackles in 82 career games, James is on pace to set the mark for the fewest games to reach 600 tackles.

FEWEST GAMES TO 500 TACKLES, DEFENSIVE BACKS, NFL, SINCE 2000

Rank	Team/s	Player	Games
1.	LAC	S Derwin James Jr.	67
2.	NYG/Was.	S Landon Collins	68
3.	NYG/Oak./Mia.	S Gibril Wilson	71

FEWEST GAMES TO 600 TACKLES, DEFENSIVE BACKS, NFL, SINCE 2000

Rank	Team	Player	Games
1.	NYG/Was.	S Landon Collins	84
2.	G.B.	S Morgan Burnett	87
3.	Ari.	S Budda Baker	89
—	LAC	S Derwin James Jr.	82

GETTING AFTER THE QUARTERBACK

Derwin James Jr., recorded a single-season career-best 5.5 sacks in 2024, giving him 17.0 for his career. The 17.0 sacks are tied for the third-most by any defensive back in their first seven pro seasons since the individual sack became a statistic in 1982.

SACKS, DEFENSIVE BACKS, FIRST SEVEN SEASONS, NFL, SINCE 1982

Rank	Team/s	Player	Sacks
1.	NYJ/Sea.	S Jamal Adams	21.5
2.	StL/Was./Chi.	S Adam Archuleta	18.0
3.	LAC	S Derwin James Jr.	17.0
	Hou.^	S Keith Bostic	17.0
	N.O.	S Roman Harper	17.0
	T.B.	S Antoine Winfield Jr.	17.0
7.	Ari.	S Adrian Wilson	16.0
	Chi.	DB Dave Duerson	16.0
	Dal.	DB Bill Bates	16.0
	S.D.	S Rodney Harrison	16.0
11.	T.B.	CB Ronde Barber	15.0

^Houston Oilers

In the Week 17 victory at New England, James recorded a career-high two sacks, both of which came on fourth down. It's the most fourth-down sacks in a single game by any defensive back and just the sixth performance of two-plus sacks on fourth down since the individual sack became an official statistic in 1982.

SACKS, FOURTH DOWN, SINGLE GAME, NFL, SINCE 1982

Rk.	Team	Game	Player	Sacks
1.	LAC	Dec. 28, 2024 at N.E.	S Derwin James Jr.	2.0
	Min.	Jan. 9, 2022 vs. Chi.	LB D.J. Wonnum	2.0
	Phi.	Sept. 12, 2021 at Atl.	DL Javon Hargrave	2.0
	Phi.	Dec. 30, 2018 at Was.	DT Fletcher Cox	2.0
	Min.	Sept. 30, 2012 at Det.	DE Everson Griffen	2.0
	StL	Nov. 30, 2003 vs. Min.	DE Leonard Little	2.0
7.	S.F.	Nov. 29, 2009 vs. Jax.	DT Justin Smith	1.5

DERWIN JAMES JR.

AMONG THE BEST THROUGH 80 GAMES

Derwin James Jr., who has appeared in 82 career games, recorded 585 tackles, 31 tackles for loss and 15.0 sacks in his first 80 career games played. He was just the seventh NFL player and the first defensive back to record 550 tackles, 30 tackles for loss and 15.0 sacks within the first 80 games of a career since tackles for loss began being tracked in 2008.

PLAYERS WITH 500 TACKLES, 25 TACKLES FOR LOSS AND 10 SACKS, FIRST 80 CAREER GAMES, NFL, SINCE 2008

Seasons	Team/s	Player	Sacks	TFL	Tackles
2018-24	LAC	S Derwin James Jr.	15.0	31	585
2019-24	T.B./Hou.	LB Devin White	23.0	40	576
2018-23	Ind./Phi.	LB Shaquille Leonard	16.0	34	628
2018-23	Chi./Bal.	LB Roquan Smith	19.5	56	713
2012-17	Sea.	LB Bobby Wagner	15.5	38	715
2012-17	T.B.	LB Lavonte David	18.0	87	679
2007-12	S.F.	LB Patrick Willis	17.0	37	727

James is also one of eight players — and the only defensive back — since the turn of the century to post 550 tackles, five interceptions and 15 sacks within the first 80 games of a career.

PLAYERS WITH 550 TACKLES, FIVE INTERCEPTIONS AND 15 SACKS, FIRST 80 CAREER GAMES, NFL, SINCE 2000

Seasons	Team/s	Player	Sacks	INTs	Tackles
2018-24	LAC	S Derwin James Jr.	15.0	9	585
2018-23	Ind./Phi.	LB Shaquille Leonard	16.0	12	628
2018-23	Chi./Bal.	LB Roquan Smith	19.5	8	713
2012-17	Sea.	LB Bobby Wagner	15.5	7	715
2012-17	T.B.	LB Lavonte David	18.0	10	679
2007-12	S.F.	LB Patrick Willis	17.0	6	727
2007-12	NYJ	LB David Harris	19.5	6	555
2000-05	Chi.	LB Brian Urlacher	32.5	7	640

DERWIN'S PICKS AND SACKS BY PASSER

Derwin James Jr., has recorded nine interceptions and 17.0 sacks in his career. He has brought down Patrick Mahomes the most, totaling three sacks of the Texas Tech product. Below is a look at his career regular-season sacks and interceptions by passer:

REGULAR-SEASON CAREER INTs BY PASSER (9)

INTs	Passer	Most Recent INT
1	QB Tyson Bagent	Oct. 29, 2023 vs. Chi.
	QB Derek Carr	Oct. 4, 2021 vs. L.V.
	QB Kirk Cousins	Dec. 1, 2024 at Atl.
	QB Nick Foles	Dec. 26, 2022 at Ind.
	QB Jared Goff	Sept. 23, 2018 at LAR
	QB Drew Lock	Nov. 28, 2021 at Den.
	QB Kyler Murray	Nov. 27, 2022 at Ari.
	QB Ben Roethlisberger	Dec. 2, 2018 at Pit.
	QB Josh Rosen	Nov. 25, 2018 vs. Ari.

REGULAR-SEASON CAREER SACKS BY PASSER (17.0)

Sacks	Passer	Most Recent Sack
3.0	QB Patrick Mahomes	Dec. 8, 2024 at K.C.
2.0	QB Drake Maye	Dec. 28, 2024 at N.E.
1.5	QB Baker Mayfield	Oct. 10, 2021 vs. Cle.
1.0	QB Josh Allen	Sept. 16, 2018 at Buf.
	QB C.J. Beathard	Sept. 30, 2018 vs. S.F.
	QB Joe Burrow	Nov. 17, 2024 vs. Cin.
	QB Derek Carr	Sept. 11, 2022 vs. L.V.
	QB Justin Fields	Sept. 22, 2024 at Pit.
	QB Lamar Jackson	Nov. 25, 2024 vs. Bal.
	QB Marcus Mariota	Nov. 6, 2022 at Atl.
	QB Jarrett Stidham	Dec. 31, 2023 at Den.
	QB Russell Wilson	Oct. 17, 2022 vs. Den.
	QB Bailey Zappe	Dec. 3, 2023 at N.E.
0.5	QB Dak Prescott	Sept. 19, 2021 vs. Dal.

KHALIL MACK

RETURN OF THE MACK

Since entering the NFL in 2014, **Khalil Mack** has totaled 107.5 sacks, good for the third-most over that span. He's one of football's top defenders at forcing turnovers, No. 2 in forced fumbles and strip-sacks since entering the NFL.

Mack's 256 career hurries lead the league since he entered the NFL in 2014, while his 454 pressures rank No. 2 over that span.

SACKS, NFL, SINCE 2014

Rank	Team/s	Player	Sacks
1.	LAR	DT Aaron Donald	111.0
2.	Pit.	LB T.J. Watt	108.0
3.	Oak./Chi./LAC	OLB Khalil Mack	107.5
4.	Cle.	DE Myles Garrett	102.5
5.	N.O.	DE Cameron Jordan	100.0

FORCED FUMBLES, NFL, SINCE 2014

Rank	Team/s	Player	Forced Fum.
1.	Pit.	LB T.J. Watt	33
1.	Oak./Chi./LAC	OLB Khalil Mack	32
3.	N.E./Ari./L.V.	OLB Chandler Jones	30
4.	T.B.	LB Lavonte David	29
5.	LAR	DT Aaron Donald	24

STRIP-SACKS, NFL, SINCE 2014

Rk.	Team/s	Player	Strip Sacks
1.	N.E./Ari./L.V.	OLB Chandler Jones	26
2.	Oak./Chi./LAC	OLB Khalil Mack	24
3.	Pit.	LB T.J. Watt	23
4.	Cle.	DE Myles Garrett	19
	Den./T.B.	OLB Shaquil Barrett	19
6.	LAR	DT Aaron Donald	18
	StL/LAR/Mia./Dal./Chi./Phi.	LB Robert Quinn	18
	Jax./Min./Bal./L.V./Ind./Chi.	DE Yannick Ngakoue	18

QUARTERBACK HURRIES, NFL, SINCE 2014

Rank	Team/s	Player	Hurries
1.	Oak./Chi./LAC	OLB Khalil Mack	256
2.	Den./LAR/Buf.	OLB Von Miller	215
3.	LAR	DT Aaron Donald	214
	N.O.	DE Cameron Jordan	214
5.	Buf./Hou.	DL Jerry Hughes	204

DEFENSIVE PRESSURES, NFL, SINCE 2014

Rank	Team/s	Player	Pressures
1.	LAR	DT Aaron Donald	475
2.	Oak./Chi./LAC	OLB Khalil Mack	454
3.	N.O.	DE Cameron Jordan	405
4.	Den./LAR/Buf.	OLB Von Miller	404
5.	Hou./Ari.	DE J.J. Watt	393



A DECADE-LONG STREAK OF SUCCESS

Since his second year in the NFL in 2015, **Khalil Mack** has recorded at least six sacks in each season. He finished with six sacks in the 2024 season to extend the streak to 10 seasons. The 10 consecutive seasons with six-plus sacks is the longest active streak in the NFL and among the longest in NFL history.

CONSECUTIVE SEASONS WITH SIX-PLUS SACKS, NFL HISTORY

Rk.	Team/s	Player	Consecutive Seasons
1.	Phi./G.B.	DE Reggie White*	14 (1985-98)
2.	Min./Atl./S.F.	DE Chris Doleman*	13 (1987-99)
3.	Min./Sea.	DT John Randle*	12 (1991-2002)
4.	N.O.	DE Cameron Jordan	11 (2012-22)
	Dal./Den.	OLB DeMarcus Ware*	11 (2005-15)
	K.C.	LB Derrick Thomas*	11 (1989-99)
	Min./Det./N.E.	DT Henry Thomas	11 (1988-98)
	Rai.^/Hou.^/G.B.	DE Sean Jones	11 (1985-95)
	N.O./	OLB Rickey Jackson*	11 (1983-93)
10.	Oak./Chi./LAC	OLB Khalil Mack	10 (2015-Present)
	Cin./Sea.	DE Carlos Dunlap	10 (2012-21)
	Car./Chi./G.B.	DE Julius Peppers*	10 (2008-17)
	K.C./Min.	DE Jared Allen	10 (2004-13)
	Ind.	DE Robert Mathis	10 (2004-13)
	Phx.^/Was.	LB Ken Harvey	10 (1988-97)
	Chi	DE Richard Dent*	10 (1984-93)
	NYG	Lawrence Taylor*	10 (1982-91)

*Pro Football Hall of Famer

^Los Angeles Raiders

^^Houston Oilers

^^^Phoenix Cardinals

KHALIL MACK

MACK DROPS SIX SACKS IN VICTORY



Khalil Mack had a historic performance in the team's 2023 Week 4 win over the Raiders. He set a single-game team record and career high with six sacks, including a pair of strip-sacks. It was the first six-sack performance by any NFL player since 2017 and just the sixth since the stat began being tracked in 1982.

Mack added 10 tackles (eight solo), five tackles for loss, four quarterback hits and a pass defended. He was the only player since at least 2000 to have six sacks and at least 10 tackles in a single game. He was recognized as AFC Defensive Player of the Week for his performance, the fourth weekly award of his career.

Along with his five-sack performance in 2015, Mack joined Hall of Fame LB Derrick Thomas as the only players with multiple games of five or more sacks since the stat started being tracked in 1982.

SACKS, SINGLE GAME, NFL, SINCE 1982

Rk.	Team	Game	Player	Sacks
1.	K.C.	Nov. 11, 1990 vs. Sea.	LB Derrick Thomas	7.0
2.	LAC	Oct. 1, 2023 vs. L.V.	OLB Khalil Mack	6.0
	Atl.	Nov. 12, 2017 vs. Dal.	DL Adrian Clayborn	6.0
	NYG	Sept. 30, 2007 vs. Phi.	DE Osi Umenyiora	6.0
	K.C.	Sept. 6, 1998 vs. Oak.	LB Derrick Thomas	6.0
	S.F.	Nov. 13, 1983 vs. N.O.	DE Fred Dean	6.0
7.	S.F.	Nov. 19, 2012 vs. Chi.	OLB Aldon Smith	5.5
	Det.	Sept. 4, 1983 at T.B.	DE William Gay	5.5

SACKS, SINGLE GAME, CHARGERS, SINCE 1982

Rank	Game	Player	Sacks
1.	Oct. 1, 2023 vs. L.V.	OLB Khalil Mack	6.0
	Nov. 16, 1986 vs. Dal.	DE Leslie O'Neal	5.0
3.	Dec. 18, 2011 vs. Bal.	OLB Antwan Barnes	4.0
	Oct. 3, 2010 vs. Ari.	LB Shaun Phillips	4.0
	Oct. 22, 1995 at Sea.	DE Leslie O'Neal	4.0
	Dec. 6, 1992 at Phx.*	DE Leslie O'Neal	4.0
	Dec. 22, 1991 vs. Den.	DE Leslie O'Neal	4.0

*Phoenix Cardinals

MACK MAKES HISTORY

Khalil Mack eclipsed 12 sacks in 2023, the third season of his career with at least 12 sacks — and with his third franchise. He joined Hall of Famer Kevin Greene as the only two players to have a 12-sack season with three different franchises since the individual sack became an official statistic in 1982.

PLAYERS WITH 12-SACK SEASON WITH THREE DIFFERENT FRANCHISES, NFL, SINCE 1982

Player	Teams (Seasons)
OLB Khalil Mack	Raiders ('15), Bears ('18), Chargers ('23)
LB Kevin Greene*	Rams ('88-90), Steelers ('93-94), Panthers ('96, '99)

*Pro Football Hall of Famer

MACK TOPS 100 CAREER SACKS

In the 150th regular-season game of his career, **OLB Khalil Mack** eclipsed 100 career sacks in the second quarter on a nine-yard takedown. Now 167 games into his career, Mack's 107.5 sacks rank No. 5 among active NFL players.

SACKS, ACTIVE NFL PLAYERS

Rank	Team/s	Player	Sacks
1.	Den./LAR/Buf.	OLB Von Miller	129.5
2.	N.O.	DE Cameron Jordan	121.5
3.	Ari./Jax./Bal./Atl./Mia.	DL Calais Campbell	110.5
4.	Pit.	LB T.J. Watt	108.0
5.	Oak./Chi./LAC	OLB Khalil Mack	107.5
6.	Cle.	DE Myles Garrett	102.5
	Min./Hou.	DE Danielle Hunter	99.5

MACK ATTACK

By setting his career high with 17.0 sacks in 2023, **Khalil Mack** tied for the most sacks in a single season by a Charger since the individual sack began being tracked in 1982.

Mack forced a total of five fumbles in 2023, including four that were strip-sacks. Since forced fumbles began being tracked in 1994, Mack's five tied for the third-most by a Charger in a single season.

SACKS, SINGLE SEASON, CHARGERS, SINCE 1982

Rank	Season	Player	Sacks
1.	2023	OLB Khalil Mack	17.0
	2006	LB Shawne Merriman	17.0
	1992	DE Leslie O'Neal	17.0
4.	1986	DE Lee Williams	15.0
5.	1989	DE Lee Williams	14.0

FORCED FUMBLES, SINGLE SEASON, CHARGERS, SINCE 1994

Rank	Season	Player	Forced Fumbles
1.	2021	OLB Joey Bosa	7
	2009	LB Shaun Phillips	7
3.	2023	OLB Khalil Mack	5
	—	Two Other Players	5

KHALIL MACK

MACK'S PICKS BY PASSER

Khalil Mack has picked off three passes, including two that he returned for a touchdown. Below is a look at his career regular-season interceptions by quarterback:

REGULAR-SEASON CAREER INTs BY PASSER (3)

INTs	Passer	Most Recent INT
1	QB Kirk Cousins	Nov. 16, 2020 vs. Min.
	QB DeShone Kizer	Sept. 9, 2018 at G.B.
	QB Cam Newton	Nov. 27, 2016 vs. Car.



MACK'S SACKS BY PASSER

Khalil Mack has sacked 50 players in the regular season for a total of 107.5 career sacks in the regular season. Below is a list of his career sacks by passer, including the postseason:

REGULAR-SEASON CAREER SACKS BY PASSER (107.5)

Sacks	Passer	Most Recent Sack
6.0	QB Aidan O'Connell	Oct. 1, 2023 vs. L.V.
	QB Brock Osweiler	Nov. 21, 2016 vs. Hou.
5.5	QB Aaron Rodgers	Oct. 17, 2021 vs. G.B.
	QB Alex Smith	aDec. 10, 2017 at K.C.
5.0	QB Trevor Siemian	Nov. 26, 2017 vs. Den.
4.0	QB Derek Carr	Sept. 11, 2022 L.V.
	QB Kirk Cousins	Dec. 20, 2020 at Min.
	QB Dak Prescott	Oct. 16, 2023 vs. Dal.
3.0	QB Tom Brady	Oct. 8, 2020 vs. T.B.
	QB Jared Goff	Oct. 3, 2021 vs. Det.
	QB Josh McCown	Sept. 17, 2017 vs. NYJ
	QB Jameis Winston	Nov. 3, 2024 at Cle.
2.5	QB Patrick Mahomes	Dec. 8, 2024 at K.C.
2.0	QB Sam Bradford	Sept. 23, 2018 at Ari.
	QB Teddy Bridgewater	Oct. 18, 2020 at Car.
	QB Joe Flacco	Sept. 15, 2019 at Den.
	QB Lamar Jackson	Nov. 26, 2023 vs. Bal.
	QB Daniel Jones	Sept. 20, 2020 vs. NYG
	QB Colin Kaepernick	Dec. 7, 2017 vs. S.F.
	QB Case Keenum	Sept. 23, 2019 at Was.
	QB Jordan Love	Nov. 19, 2023 at G.B.
	QB Marcus Mariota	Nov. 29, 2015 at Ten.
	QB Baker Mayfield	Sept. 26, 2021 at Cle.
	QB Philip Rivers	Oct. 27, 2019 vs. LAC
	QB Geno Smith	Dec. 3, 2017 vs. NYG
	QB Matthew Stafford	Nov. 11, 2018 vs. Det.
	QB Russell Wilson	Oct. 17, 2022 vs. Den.
	QB Zach Wilson	Nov. 6, 2023 at NYJ
	QB Bailey Zappe	Dec. 3, 2023 at N.E.
1.5	QB Gardner Minshew II	Sept. 8, 2024 vs. L.V.
1.0	QB Blake Bortles	Oct. 23, 2016 at Jax.
	QB Drew Brees	Nov. 1, 2020 vs. N.O.
	QB Joe Burrow	Sept. 19, 2021 vs. Cin.
	QB Jay Cutler	Oct. 4, 2015 at Chi.
	QB Justin Fields	Sept. 22, 2024 at Pit.
	QB Ryan Fitzpatrick	Sept. 30, 2018 vs. T.B.
	QB Nick Foles	Dec. 26, 2022 at Ind.
	QB Blaine Gabbert	Jan. 7, 2024 vs. K.C.
	QB Jimmy Garoppolo	Nov. 13, 2022 at S.F.
	QB DeShone Kizer	Sept. 9, 2018 at G.B.
	QB Eli Manning	Dec. 2, 2018 at NYG
	QB Drake Maye	Dec. 28, 2024 at N.E.
	QB Davis Mills	Oct. 2, 2022 at Hou.
	QB Cam Newton	Nov. 27, 2016 vs. Car.
	QB Kyle Orton	Dec. 21, 2014 vs. Buf.
	QB Spencer Rattler	Oct. 27, 2024 vs. N.O.
	QB Jarrett Stidham	Dec. 31, 2023 at Den.
	QB Tyrod Taylor	Dec. 4, 2016 vs. Hou.
	QB Deshaun Watson	Dec. 13, 2020 vs. Hou.
0.5	QB Matt Ryan	Sept. 27, 2020 at Atl.

POSTSEASON CAREER SACKS BY PASSER (3.0)

Sacks	Passer	Most Recent Sack
2.0	QB C.J. Stroud	Jan. 11, 2025 at Hou.*
1.0	QB Trevor Lawrence	Jan. 14, 2023 at Jax.*

*AFC Wild Card

JOEY BOSA



NOT YOUR AVERAGE JOEY

Since entering the NFL in 2016, **Joey Bosa** has been a force, recording the sixth-best sacks-per-game over that span (min. 100 games played). He is also ranks tied for No. 10 in that time with 72.0 sacks.

SACKS PER GAME, MIN. 100 GAMES PLAYED, SINCE 2016

Rank	Team/s	Player	Sacks/Game
1.	Pit.	LB T.J. Watt	0.89
2.	Cle.	DE Myles Garrett	0.88
3.	Min./Hou.	DE Danielle Hunter	0.77
4.	LAR	DT Aaron Donald	0.75
5.	N.O./Cin.	DE Trey Hendrickson	0.70
6.	LAC	OLB Joey Bosa	0.67
7.	Oak./Chi./LAC	OLB Khalil Mack	0.66
8.	Den./LAR/Buf.	OLB Von Miller	0.61
9.	K.C.	DT Chris Jones	0.58
10.	N.O.	DE Cameron Jordan	0.57

SACKS, NFL, SINCE 2016

Rank	Team/s	Player	Sacks
1.	Pit.	LB T.J. Watt	108.0
2.	Cle.	DE Myles Garrett	102.5
3.	Min./Hou.	OLB Danielle Hunter	93.5
4.	LAR	DT Aaron Donald	91.0
5.	Oak./Chi./LAC	OLB Khalil Mack	88.5
6.	N.O.	DE Cameron Jordan	82.5
7.	K.C.	DT Chris Jones	80.5
8.	N.O./Cin.	DE Trey Hendrickson	77.0
9.	Ari./L.V.	OLB Chandler Jones	76.0
10.	LAC	OLB Joey Bosa	72.0
	Bal./N.E./Atl.	LB Matthew Judon	72.0
12.	Jax./Min./Bal./L.V./Ind./Chi.	DE Yannick Ngakoue	70.5

FORCING THE ISSUE

After leading the NFL with seven strip-sacks in 2021, **Joey Bosa** continues to be among the league's best at jarring the ball free. He has nine strip-sacks since 2021, tied for the fourth-most in the NFL over that span and ranks tied for No. 2 in forced fumbles.

STRIP-SACKS, NFL, SINCE 2021

Rank	Team/s	Player	Strip-Sacks
1.	Pit.	LB T.J. Watt	11
2.	Cin.	DE Trey Hendrickson	10
	Cle.	DE Myles Garrett	10
4.	LAC	OLB Joey Bosa	9
	Car./Phi./NYJ	LB Haason Reddick	9
6.	Atl./Dal./Was.	DE Dante Fowler Jr.	8
	Dal.	LB Micah Parsons	8
	Den./Mia.	OLB Bradley Chubb	8
	Pit.	LB Alex Highsmith	8
	S.F.	DL Nick Bosa	8
	Sea./Chi.	DE Darrell Taylor	8

FORCED FUMBLES, NFL, SINCE 2021

Rank	Team/s	Player	Forced Fumbles
1.	Pit.	LB T.J. Watt	16
2.	LAC	OLB Joey Bosa	11
	Cin.	DE Trey Hendrickson	11
4.	Cle.	DE Myles Garrett	10
	S.F.	LB Fred Warner	10

Bosa has gone for the ball when taking down the quarterback since he entered the NFL. His 14 career strip-sacks are good for the 10th-most since 2016.

10 of Bosa's 14 career strip-sacks came on third down, which leads the NFL over that span. Seven of his third-down strip-sacks have come since 2021, which is also a league-high.

STRIP-SACKS, THIRD DOWN, NFL, SINCE 2016

Rk.	Team/s	Player	Strip-Sacks
1.	LAC	OLB Joey Bosa	10
2.	Jax./LAR/Atl./Dal./Was.	DE Dante Fowler Jr.	9
3.	StL./LAR/Mia./Dal./Chi./Phi.	LB Robert Quinn	8
	Pit.	LB T.J. Watt	8
5.	LAR	DT Aaron Donald	7

STRIP-SACKS, THIRD DOWN, NFL, SINCE 2021

Rank	Team/s	Player	Strip-Sacks
1.	LAC	OLB Joey Bosa	7
2.	Pit.	LB T.J. Watt	5
	S.F./Ind.	DE Samson Ebukam	5
	Sea./Chi.	DE Darrell Taylor	5
5.	Ten./Atl./LAC	OLB Bud Dupree	4
	Cin.	DE Trey Hendrickson	4
	T.B.	OLB Shaquil Barrett	4

JOEY BOSA

BOSA'S SACKS BY PASSER

Joey Bosa has 72.0 career sacks. He has sacked QB Derek Carr 8.5 times in his career, more than he's sacked any other quarterback. Bosa has brought down 43 different passers in his career, including 17 more than once. Below is a look at his career sacks by passer:

REGULAR-SEASON CAREER SACKS BY PASSER (72.0)

Sacks	Passer	Most Recent Sack
8.5	QB Derek Carr	Sept. 11, 2022 vs. L.V.
4.0	QB Ryan Tannehill	Sept. 17, 2023 at Ten.
3.5	QB Patrick Mahomes	Dec. 8, 2024 at K.C.
	QB Gardner Minshew II	Sept. 8, 2024 vs. L.V.
	QB Trevor Siemian	Oct. 22, 2017 vs. Den.
2.5	QB Josh Rosen	Sept. 29, 2019 at Mia.
	QB Zach Wilson	Nov. 6, 2023 at NYJ
2.0	QB Josh Allen	Nov. 29, 2020 at Buf.
	QB Kirk Cousins	Sept. 24, 2023 at Min.
	QB Robert Griffin III	Dec. 24, 2016 at Cle.
	QB Eli Manning	Oct. 8, 2015 at NYG
	QB Ben Roethlisberger	Nov. 21, 2021 vs. Pit.
	QB Matt Ryan	Oct. 23, 2016 at Atl.
	QB Alex Smith	Sept. 24, 2017 vs. K.C.
	QB Mitchell Trubisky	Oct. 27, 2019 at Chi.
1.5	QB Lamar Jackson	Oct. 17, 2021 at Bal.
	QB Aaron Rodgers	Nov. 3, 2019 vs. G.B.
1.0	WR Davante Adams	Sept. 11, 2022 vs. L.V.
	QB Tyson Bagent	Oct. 29, 2023 vs. Chi.
	QB Matt Barkley	Nov. 29, 2020 at Buf.
	QB Blake Bortles	Nov. 12, 2017 at Jax.
	QB Tom Brady	Oct. 29, 2017 at N.E.
	QB Drew Brees	Oct. 12, 2020 at N.O.
	QB Teddy Bridgewater	Sept. 27, 2020 vs. Car.
	QB Jacoby Brissett	Sept. 8, 2019 vs. Ind.
	QB Joe Burrow	Sept. 13, 2020 at Cin.
	QB Jeff Driskel	Dec. 9, 2018 vs. Cin.
	QB Joe Flacco	Oct. 6, 2019 vs. Den.
	QB Ryan Fitzpatrick	Sept. 12, 2021 at Was.
	QB Mike Glennon	Dec. 12, 2021 vs. NYG
	QB Jalen Hurts	Nov. 7, 2021 at Phi.
	QB Case Keenum	Dec. 30, 2017 at Den.
	QB DeShone Kizer	Dec. 3, 2017 vs. Cle.
	QB Will Levis	Nov. 10, 2024 vs. Ten.
	QB Drew Lock	Nov. 28, 2021 at Den.
	QB Cam Newton	Dec. 11, 2016 at Car.
	QB Bo Nix	Dec. 19, 2024 vs. Den.
	QB Tyrod Taylor	Nov. 19, 2017 vs. Buf.
	QB Russell Wilson	Jan. 8, 2023 at Den.
	QB Jameis Winston	Dec. 4, 2016 vs. T.B.
	QB Bryce Young	Sept. 15, 2024 at Car.
0.5	QB Brock Osweiler	Nov. 27, 2016 at Hou.
	QB Deshaun Watson	Sept. 22, 2019 vs. Hou.

POSTSEASON CAREER SACKS BY PASSER (2.0)

Sacks	Passer	Most Recent Sack
1.0	QB Lamar Jackson	Jan. 6, 2019 at Bal.*
1.0	QB C.J. Stroud	Jan. 11, 2025 at Hou.*

*AFC Wild Card



ONE OF A KIND

With 8.5 sacks in his first eight games of 2017, **Joey Bosa** brought his career total to 19.0 sacks over his first 20 career games. That topped the previous NFL record of 18.5 set by Aldon Smith in 2012.

SACKS, FIRST 20 CAREER GAMES, NFL HISTORY

Rank	Team	Player	Sacks
1.	Chargers	DE Joey Bosa	19.0
2.	49ers	LB Aldon Smith	18.5
3.	Cowboys	LB Micah Parsons	17.0
	Packers	LB Clay Matthews	17.0

BRING THE HEAT

Joey Bosa ranks second in sacks in team history after reaching 72.0 for his career.

CAREER SACKS LEADERS, CHARGERS HISTORY SINCE 1982

Rank	Seasons	Player	Sacks
1.	1986-95	DE Leslie O'Neal	105.5
2.	2016-Present	OLB Joey Bosa	72.0
3.	2004-12	LB Shaun Phillips	69.5
4.	1984-90	DE Lee Williams	65.5
5.	2012-20	DE Melvin Ingram III	49.0
6.	1990-2002	LB Junior Seau	47.0

TULI TUIPULOTU

REMEMBER, REMEMBER TULI IN NOVEMBER

Tuli Tuipulotu was the NFL's most disruptive pass rusher during the month of November, tying for the league lead with six sacks during the month.

The former Pac-12 Defensive Player of the Year also led the league with 10 quarterback hits in November. With six tackles for loss during the month, Tuipulotu was just the fifth player in the last 10 seasons to have five sacks, 10 quarterback hits and five tackles for loss during a single November.

SACKS LEADERS, NOVEMBER, NFL, 2024

Rank	Team	Player	Sacks
1.	LAC	OLB Tuli Tuipulotu	6.0
	Cle.	DE Myles Garrett	6.0
3.	Dal.	LB Micah Parsons	5.5
4.	Hou.	DE Danielle Hunter	5.0
	LAR	DE Braden Fiske	5.0

QUARTERBACK HITS LEADERS, NOVEMBER, NFL, 2024

Rank	Team	Player	QB Hits
1.	LAC	OLB Tuli Tuipulotu	10
2.	Bal.	OLB Oafe Owhe	9
	Cin.	DE Trey Hendrickson	9
	Dal.	DT Osa Odighizuwa	9
	Dal.	LB Micah Parsons	9
6.	—	Three Other Players	8

PLAYERS WITH FIVE SACKS, 10 QUARTERBACK HITS AND FIVE TACKLES FOR LOSS, SINGLE NOVEMBER, NFL, SINCE 2015

Month	Team	Player	Sks	QB Hits	TFLs
Nov. 2024	LAC	OLB Tuli Tuipulotu	6.0	10	6
Nov. 2021	Dal.	LB Micah Parsons	6.5	12	8
Nov. 2020	N.O.	DE Cameron Jordan	5.0	10	6
Nov. 2019	NYJ	S Jamal Adams	6.5	10	5
Nov. 2015	Hou.	DE J.J. Watt	7.5	26	9

TULI IMPACTS TWO PHASES

In the team's Week 9 victory, **Tuli Tuipulotu** recorded 2.5 sacks on defense and a pair of special teams tackles, becoming the first NFL player since 2020 and fifth since 2015 to have multiple sacks and multiple special teams tackles in the same game.

PLAYERS WITH MULTIPLE SACKS AND MULTIPLE SPECIAL TEAMS TACKLES, SINGLE GAME, NFL, SINCE 2015

Game	Tm.	Player	Scks.	ST Tkl.
Nov. 3, 2024 at Cle.	LAC	OLB Tuli Tuipulotu	2.5	2
Dec. 20, 2020 vs. Phi.	Ari.	LB Dennis Gardeck	2.0	2
Oct. 15, 2017 vs. Chi.	Bal.	LB Matthew Judon	2.0	2
Dec. 18, 2016 vs. Cle.	Buf.	LB Lorenzo Alexander	1.5	3
Dec. 6, 2015 at Oak.	K.C.	LB Frank Zombo	2.0	3

TULI'S STREAK OF MULTI-SACK GAMES



In three-straight games during the team's four-game winning streak in November, **Tuli Tuipulotu** recorded multiple sacks. He was the second NFL player this season and fourth Charger since sacks became an official statistic in 1982 to have three-straight games with multiple sacks. Tuipulotu was just the eighth player to have a three-game multi-sack streak within the first two seasons of a career since sacks became an official stat in 1982.

CONSECUTIVE MULTI-SACK GAMES, CHARGERS, SINCE 1982

Rk.	Player	Dates	Consec. Games
1.	OLB Tuli Tuipulotu	Nov. 3, 2024-Nov. 17, 2024	3
	OLB Khalil Mack	Nov. 19, 2023-Dec. 3, 2023	3
	OLB Joey Bosa	Oct. 20, 2019-Nov. 3, 2019	3
	LB Shawne Merriman	Oct. 29, 2006-Dec. 10, 2006	3

CONSECUTIVE MULTI-SACK GAMES, NFL, 2024

Rk.	Team	Player	Consec. Games (Dates)
1.	LAC	OLB Tuli Tuipulotu	3 (Nov. 3, 2024-Nov. 17, 2024)
	Bal.	OLB Kyle Van Noy	3 (Sept. 15, 2024-Sept. 29, 2024)

CONSECUTIVE MULTI-SACK GAMES, WITHIN FIRST TWO PRO SEASONS, NFL, SINCE 1982

Rk.	Team	Player	Consec. Games (Dates)
1.	S.F.	LB Aldon Smith	4 (Oct. 29, 2012-Nov. 25, 2012)
2.	LAC	OLB Tuli Tuipulotu	3 (Nov. 3, 2024-Nov. 17, 2024)
	Oak.	DE Khalil Mack	3 (Nov. 29, 2015-Dec. 13, 2015)
	Hou.	DE J.J. Watt	3 (Sept. 16, 2012-Sept. 30, 2012)
	S.F.	LB Aldon Smith	3 (Oct. 2, 2011-Oct. 16, 2011)
	Pit.	LB LaMarr Woodley	3 (Sept. 29, 2008-Oct. 19, 2008)
	S.D.	LB Shawne Merriman	3 (Oct. 29, 2006-Dec. 10, 2006)
	Mia.	LB Bryan Cox	3 (Sept. 20, 1992-Oct. 4, 1992)
	Chi.	DE Richard Dent	3 (Oct. 21, 1984-Nov. 4, 1984)

DAIYAN HENLEY

DAIYAN AN ELITE DEFENDER

In a breakout campaign, **Daiyan Henley** finished tied for No. 11 in the NFL with his team-high 142 tackles. His versatility against the run and pass has been on display, as Henley is the **only NFL player in 2024 to record at least 120 tackles and more than seven passes defended**. Henley's 142 tackles were the seventh-most by a Charger in a single season since the turn of the century.



HENLEY GETS DOUBLE DIGITS

In Week 16, **Daiyan Henley** recorded his ninth game of the season with 10-plus tackles, tying for the most double-digit tackle performances in the NFL in 2024.

Six of Henley's 10-tackle performances were in consecutive games, the longest such streak in the NFL this season and setting the longest streak by a Charger since the turn of the century.

TACKLES, NFL, 2024

Rank	Team	Player	Tackles
1.	Ind.	LB Zaire Franklin	173
2.	Ari.	S Budda Baker	164
3.	L.V.	LB Robert Spillane	158
4.	Bal.	LB Roquan Smith	154
	NYJ	LB Jamien Sherwood	154
6.	Atl.	ILB Kaden Ellis	150
	Phi.	LB Zach Baun	150
8.	Ind.	S Nick Cross	145
9.	Cin.	LB Germaine Pratt	143
	Mia.	LB Jordyn Brooks	143
11.	LAC	LB Daiyan Henley	142
	Ind.	LB E.J. Speed	142

TACKLES, SINGLE SEASON, CHARGERS, SINCE 2000

Rank	Season	Player	Tackles
1.	2003	LB Donnie Edwards	162
2.	2005	LB Donnie Edwards	154
3.	2004	LB Donnie Edwards	152
4.	2022	LB Drue Tranquill	144
	2021	LB Kyzir White	144
6.	2006	LB Donnie Edwards	143
7.	2024	LB Daiyan Henley	142
8.	2002	LB Donnie Edwards	129

HENLEY MAKES AN IMPACT

In the team's Week 10 win, **Daiyan Henley** led the defense with 14 tackles and recorded the first sack of his career. He also added a tackle on special teams. Henley's performance was the 10th in the NFL since the beginning of the 2020 season with at least 10 tackles, a sack and a special teams tackle in a single game.

PLAYER WITH 10 TACKLES, A SACK AND A SPECIAL TEAMS TACKLE, SINGLE GAME, NFL, SINCE 2020

Game	Tm.	Player	Tkls.	Scks.	ST Tkl.
Jan. 5, 2025 at Dal.	Was.	S J.Chinn	12	1.0	1
Dec. 15, 2024 vs. Bal.	NYG	S D.Belton	14	1.0	1
Nov. 10, 2024 vs. Ten.	LAC	LB D.Henley	14	1.0	1
Nov. 20, 2022 vs. LAR	N.O.	LB K.Elliss	11	1.5	1
Sept. 11, 2022 vs. Phi.	Det.	S T.Walker	11	1.0	2
Dec. 5, 2021 vs. Ind.	Hou.	LB K.Grugier-Hill	19	1.0	1
Jan. 3, 2021 vs. Min.	Det.	S T.Walker	11	1.0	2
Jan. 3, 2021 at Den.	L.V.	LB N.Morrow	10	1.0	1
Dec. 13, 2020 vs. Min.	T.B.	S A.Winfield	11	1.0	1
Nov. 22, 2020 at Cle.	Phi.	LB A.Singleton	11	1.0	1
Nov. 1, 2020 vs. Dal.	Phi.	LB T.Edwards	12	1.0	1
Oct. 11, 2020 vs. Was.	LAR	LB T.Reeder	10	3.0	1

MOST GAMES WITH 10-PLUS TACKLES, NFL, 2024

Rank	Team	Player	Games
1.	LAC	LB Daiyan Henley	9
	Bal.	LB Roquan Smith	9
	Atl.	LB Kaden Ellis	9
4.	Ind.	LB Zaire Franklin	8
	Ind.	LB E.J. Speed	8
	L.V.	LB Robert Spillane	8
	Phi.	LB Zack Baun	8

CONSECUTIVE GAMES WITH 10-PLUS TACKLES, NFL, 2024

Rk.	Team	Player	Consec. Games (Dates)
1.	LAC	LB Daiyan Henley	6 (Oct. 27, 2024-Dec. 1, 2024)
2.	L.V.	LB Robert Spillane	5 (Sept. 8, 2024-Oct. 6, 2024)
3.	Atl.	LB Kaden Elliss	4 (Oct. 20, 2024-Nov. 10, 2024)
	Buf.	LB Dorian Williams	4 (Sept. 12, 2024-Oct. 6, 2024)
	Ind.	LB E.J. Speed	4 (Sept. 8, 2024-Sept. 29, 2024)
	Phi.	LB Nakobe Dean	4 (Dec. 10, 2024-Present)

CONSECUTIVE GAMES WITH 10-PLUS TACKLES, CHARGERS, SINCE 2000

Rk.	Player	Dates	Consec. Games
1.	LB Daiyan Henley	Oct. 27, 2024-Dec. 1, 2024	6
2.	LB Donnie Edwards	Nov. 16, 2003-Dec. 7, 2003	4
3.	LB Drue Tranquill	Dec. 18, 2022-Jan. 1, 2023	3
	LB Kyzir White	Nov. 28, 2021-Dec. 12, 2021	3
	LB Kyzir White	Sept. 27, 2020-Oct. 12, 2020	3
—	Eight Other Streaks	—	3

CAMERON DICKER

PINPOINT ACCURACY

Cameron Dicker has made 91-of-97 career field goal attempts. His field goal percentage of 93.8 is the best in NFL history by a player with at least 50 attempts.

FIELD GOAL PCT., MIN. 50 ATTEMPTS, NFL HISTORY

Rank	Team/s	Player	Field Goal Pct. (Made-Att.)
1.	Phi./LAC	K Cameron Dicker	93.8 (91-97)
2.	Dal.	K Brandon Aubrey	89.4 (76-85)
3.	Bal.	K Justin Tucker	89.1 (417-468)
4.	K.C.	K Harrison Butker	88.6 (218-246)
5.	Chi./NYJ/Car.	K Eddie Pineiro	88.1 (111-126)

IN THE RECORD BOOKS

Cameron Dicker made a career-best 39 field goals in 2024, setting a single-season franchise record. Dicker's 150 points scored this season were the most in a single season by a kicker in team history, trailing only Hall of Fame RB LaDainian Tomlinson's all-time 2006 season in which he set an NFL record with 186 points.

MADE FIELD GOALS, SINGLE SEASON, CHARGERS HISTORY

Rank	Season	Player	Made Field Goals
1.	2024	K Cameron Dicker	39
2.	2013	K Nick Novak	34
	1994	K John Carney	34
4.	2009	K Nate Kaeding	32
5.	2023	K Cameron Dicker	31
	1999	K John Carney	31
	1993	K John Carney	31

MOST POINTS SCORED, KICKERS, SINGLE SEASON, CHARGERS HISTORY

Rank	Season	Player	Points Scored
1.	2024	K Cameron Dicker	150
2.	2009	K Nate Kaeding	146
3.	2013	K Nick Novak	144
4.	2006	K Nate Kaeding	136
	1994	K John Carney	135



DICKER MAKES HISTORY

Cameron Dicker has made history multiple times this season — most recently in the Week 16 home victory over Denver. At the end of the first half, Dicker attempted a fair catch free kick field goal after a fair catch on the previous play and drilled the 57-yard attempt.

The kick is believed to be the longest fair catch free kick field goal in NFL history and first make since K Ray Wersching, who made a 45-yard attempt for the Bolts in 1976. The last confirmed fair catch free kick field goal attempt was in 2019.

In Week 7 at Arizona, Dicker tied a franchise record with a career-long 59-yard field goal in the second quarter. This season, the Texas product has made nine out of 10 field goals of 50-plus yards (90.0 pct.), the best field goal percentage in the NFL in 2024 from 50-plus yards (min. 10 attempts).

Dicker has 16 career field goals from 50-plus yards and has four of the six longest made attempts in franchise history.

LONGEST MADE FIELD GOAL, CHARGERS HISTORY

Rank	Game	Player	Distance
1.	Oct. 21, 2024 at Ari.	K Cameron Dicker	59 yards
	Dec. 9, 2018 vs. Cin.	K Michael Badgley	59 yards
3.	Dec. 19, 2024 vs. Den.	K Cameron Dicker	57 yards*
	Dec. 21, 2008 at T.B.	K Nate Kaeding	57 yards
4.	Nov. 6, 2023 at NYJ	K Cameron Dicker	55 yards
	Oct. 22, 2023 at K.C.	K Cameron Dicker	55 yards
	Nov. 29, 2009 vs. K.C.	K Nate Kaeding	55 yards

*Fair Catch Free Kick Field Goal

CAMERON DICKER

THE BEST THROUGH THREE SEASONS

As a rookie, **Cameron Dicker** made 21-of-22 field goals (95.5 pct.) to set the record for best field goal percentage by a rookie kicker since the 1970 NFL-AFL Merger (min. 15 att.). He has continued his excellence with the Bolts, making 91-of-97 career attempts (93.8 pct.). Dicker's 93.8 career field goal percentage is the best through the first three seasons of a career among kickers with at least 50 field goal attempts.

FIELD GOAL PCT., FIRST THREE SEASONS, MIN. 50 ATTEMPTS, NFL, SINCE 1970

Rank	Team/s	Player	Field Goal Pct. (Made-Att.)
1.	Phi./LAC	K Cameron Dicker	93.8 (91-97)
2.	Dal.	K Dan Bailey	90.8 (89-98)
3.	Bal.	K Justin Tucker	89.8 (97-108)
4.	K.C.	K Harrison Butker	89.7 (96-107)
5.	Ind.	K Mike Vanderjagt	89.6 (86-96)

DICKER KICKS CONSISTENTLY

Cameron Dicker has made 75 of his 76 career field goal attempts from less than 50 yards out. His 98.7 percentage on field goals from less than 50 yards is the best by any NFL kicker in at least the last 30 seasons (min. 50 attempts of less than 50 yards).

FIELD GOAL PCT., LESS THAN 50-YARD ATTEMPTS, MIN. 50 ATTEMPTS, NFL, SINCE 1991

Rk.	Team/s	Player	Field Goal Pct. (Made-Att.)
1.	Phi./LAC	K Cameron Dicker	98.7 (75-76)
2.	Bal.	K Justin Tucker	94.9 (353-372)
3.	K.C.	K Harrison Butker	93.5 (188-201)
4.	T.B./LAR/Ind.	K Matt Gay	92.6 (137-148)
5.	Six Teams*	K Matthew Wright	92.3 (48-52)

**Jaguars, Steelers, Panthers, Chiefs, Titans, 49ers*

DICKER'S KICKS BY VENUE & SURFACE

REGULAR-SEASON KICKING BY VENUE

Stadium*	GP	FGM	FGA	Pct.	1-19	20-29	30-39	40-49	50+	Lg	XPM	XPA	Pts
Acrisure Stadium	1	1	1	100.0	0-0	1-1	0-0	0-0	0-0	28	1	1	4
Allegiant Stadium	3	6	8	75.0	0-0	1-1	4-4	1-1	0-2	49	7	7	25
Bank of America Stadium	1	2	2	100.0	0-0	0-0	0-0	2-2	0-0	46	2	3	8
Empower Field at Mile High	3	8	9	88.9	0-0	1-1	3-3	2-2	2-3	52	4	4	28
GEHA Field at Arrowhead Stadium	2	2	2	100.0	0-0	0-0	1-1	0-0	1-1	55	4	4	10
Gillette Stadium	2	6	6	100.0	0-0	1-1	4-4	1-1	0-0	41	4	4	22
Huntington Bank Field	1	0	1	0.0	0-0	0-0	0-0	0-1	0-0	—	3	4	3
Lambeau Field	1	2	2	100.0	0-0	2-2	0-0	0-0	0-0	26	2	2	8
Levi's Stadium	1	3	3	100.0	0-0	1-1	0-0	2-2	0-0	47	1	1	10
Lucas Oil Stadium	1	2	2	100.0	0-0	2-2	0-0	0-0	0-0	24	2	2	8
Mercedes-Benz Stadium	2	5	5	100.0	0-0	0-0	3-3	1-1	1-1	51	2	2	17
MetLife Stadium	1	2	2	100.0	0-0	0-0	1-1	0-0	1-1	55	3	3	9
Nissan Stadium	1	3	3	100.0	0-0	1-1	2-2	0-0	0-0	33	1	1	10
SoFi Stadium	21	41	42	97.6	1-1	10-10	6-6	15-15	9-10	57	48	49	171
State Farm Stadium	3	8	8	100.0	0-0	3-3	0-0	3-3	2-2	59	4	4	13
U.S. Bank Stadium	1	0	1	0.0	0-0	0-0	0-0	0-0	0-1	—	4	4	4
Totals	45	91	97	93.8	1-1	23-23	24-24	27-28	16-21	59	92	95	365
Artificial Surfaces	30	61	63	96.8	1-1	14-14	16-16	19-19	11-13	57	66	68	249
Grass Surfaces	15	30	34	88.2	0-0	9-9	8-8	8-9	5-8	59	26	27	116

POSTSEASON KICKING BY VENUE

Stadium*	GP	FGM	FGA	Pct.	1-19	20-29	30-39	40-49	50+	Lg	XPM	XPA	Pts
NRG Stadium	1	2	2	100.0	0-0	0-0	2-2	0-0	0-0	39	0	1	6
TIAA Bank Field	1	3	4	75.0	0-0	2-2	0-0	0-1	1-1	50	3	3	12
Totals	2	5	6	83.3	0-0	2-2	2-2	0-1	1-1	50	3	3	18
Artificial Surfaces	1	2	2	100.0	0-0	0-0	2-2	0-0	0-0	39	0	1	6
Grass Surfaces	1	3	4	75.0	0-0	2-2	0-0	0-1	1-1	50	3	3	12

*Current or most recent name of venue when operational

OTHER PLAYER NOTES

JOHNSTON HAULS IN SCORES

WR **Quentin Johnston** has been among the AFC's best scoring threats this season, scoring a career-high eight receiving touchdowns in 2024. His eight touchdown grabs rank tied for No. 7 among AFC players.

RECEIVING TOUCHDOWNS, AFC, 2024

Rank	Season	Player	Receiving Touchdowns
1.	Cin.	WR Ja'Marr Chase	17
2.	Bal.	TE Mark Andrews	11
3.	Cin.	WR Tee Higgins	10
	Jax.	WR Brian Thomas Jr.	10
5.	Bal.	WR Rashod Bateman	9
	Ten.	WR Nick Westbrook-Ikhine	9
7.	LAC	WR Quentin Johnston	8
	Den.	WR Courtland Sutton	8
	L.V./NYJ	WR Davante Adams	8
	Mia.	TE Jonnu Smith	8
11.	LAC	WR Ladd McConkey	7
	—	Four Other Players	7

POONA PICKS HIS FIRST PASS

In the fourth quarter of the Week 1 victory, DL **Poona Ford** hauled in a pass deflected by OLB **Khalil Mack** for his first career interception. Ford was the first defensive lineman in the NFL with a pick this season and was just the second defensive lineman to have a tackle for loss, interception and multiple pass breakups in a single game since tackles for loss began being tracked in 2008.

INTERIOR DEFENSIVE LINEMEN WITH TACKLE FOR LOSS, INTERCEPTION AND MULTIPLE PASSES DEFENSED, SINGLE GAME, NFL, SINCE 2008

Game	Team	Player	TFL	INT	PD
Sept. 8, 2024 vs. L.V.	LAC	DL Poona Ford	1	1	2
Jan. 1, 2012 vs. NYJ	Mia.	DL Randy Starks	1	2	2

Ford added three sacks on the year, making him the fourth Chargers interior defensive lineman in history to have multiple sacks and an interception in the same season.

INTERIOR DEFENSIVE LINEMEN WITH MULTIPLE SACKS AND AN INTERCEPTION, SINGLE SEASON, CHARGERS HISTORY

Season	Player	Sacks	INTs
2024	DL Poona Ford	3.0	1
2022	DL Sebastian Joseph-Day	2.0	1
2013	DT Sean Lissemore	2.0	1
1998	DT Norman Hand	6.0	2

TARHEEB PICKS OFF PASSES



In the Week 13 victory over Atlanta, CB **Tarheeb Still** broke up three passes and recorded two interceptions, including one he returned 61 yards for a touchdown. He was named **AFC Defensive Player of the Week** for his efforts, becoming just the fourth rookie since 2020 to have a game with multiple interceptions and a pick-six. A fifth-round selection in the 2024 NFL Draft, Still is just the third Day 3 draft pick to record multiple interceptions and a pick six in the same game as a rookie in over 20 seasons.

ROOKIES WITH MULTIPLE INTERCEPTIONS AND PICK SIX, DAY 3 DRAFT PICKS, SINGLE GAME, NFL, SINCE 2005

Game	Tm.	Player	INTs	INT-TD
Dec. 1, 2024 at Atl.	LAC	CB Tarheeb Still	2	1
Dec. 25, 2022 vs. Den.	LAR	CB Cobie Durant	2	1
Oct. 29, 2006 at N.O.	Bal.	S Dawan Landry	2	1

On the season, Still has four interceptions, 10 passes defended, the 61-yard pick six and a half-sack. He is the only NFL rookie this season to have a sack, four interceptions, a pick six and seven passes defended.

ROOKIES WITH THREE INTERCEPTIONS AND SEVEN PASSES DEFENSED, NFL, 2024

Team	Player	INT-TD	Sacks	INTs	PDs
LAC	CB Tarheeb Still	1	0.5	4	10
Hou.	S Calen Bullock	0	0.0	5	10
Hou.	CB Kamari Lassiter	0	0.0	3	10

OTHER PLAYER NOTES

MATLOCK A TWO-WAY PLAYER

FB/DL Scott Matlock became the first Charger since 1982, when sacks became an official statistic, to record a reception and a sack in a single game as he recorded a nine-yard catch and a sack in Week 8 against New Orleans.

It marks the 18th time that the feat has been accomplished and Matlock is one of just 13 players with both a reception and a sack in a single game since sacks became an official statistic.

PLAYERS WITH A RECEPTION AND A SACK, SINGLE GAME, NFL, SINCE 1982

Game	Team	Player	Rec.	Sacks
Oct. 27, 2024 vs. N.O.	LAC	Scott Matlock	1	1.0
Dec. 22, 2019 vs. Cin.	Mia.	Christian Wilkins	1	1.0
Nov. 24, 2019 at Atl.	T.B.	Vita Vea	1	1.0
Dec. 6, 2015 at Ten.	Jax.	Tyson Alualu	1	1.0
Nov. 30, 2014 vs. Ten.	Hou.	J.J. Watt	1	2.0
Nov. 16, 2014 at Cle.	Hou.	J.J. Watt	1	1.0
Sept. 7, 2008 vs. Sea.	Buf.	Ryan Denney	1	1.0
Dec. 23, 2007 at Det.	K.C.	Jared Allen	1	2.0
Dec. 2, 2007 vs. S.D.	K.C.	Jared Allen	1	2.0
Oct. 28, 2007 vs. Was.	N.E.	Mike Vrabel	1	3.0
Dec. 26, 2005 at NYJ	N.E.	Mike Vrabel	2	1.0
Sept. 29, 2002 vs. Hou.	Phi.	Brian Dawkins	1	1.0
Oct. 30, 1995 at Min.	Chi.	Jim Flanigan	1	1.0
Sept. 11, 1995 vs. G.B.	Chi.	Jim Flanigan	1	1.0
Nov. 6, 1994 vs. N.E.	Cle.	James Jones	1	1.0
Dec. 20, 1992 vs. Hou. [^]	Cle.	James Jones	1	1.0
Dec. 8, 1985 at StL [†]	N.O.	James Haynes	1	1.0
Sept. 19, 1982 at Mia.	Bal.*	Barry Krauss	1	1.0

*Baltimore Colts

†St. Louis Cardinals

^Houston Oilers

DYE MAKES AN IMPACT

LB Troy Dye made impactful contributions on special teams and defense in his first season with the Bolts, totaling career highs in tackles (52), solo tackles (31), sacks (1.5) and tackles for loss. He added five tackles on special teams and was one of just six NFL players to have 50-plus tackles on defense, multiple sacks and a least five tackles on special teams.

PLAYERS WITH 50 TACKLES, MULTIPLE SACKS AND FIVE SPECIAL TEAMS TACKLES, NFL, 2024

Rk.	Team	Player	ST Tkls	Sacks	Tackles
1.	Det.	LB Jack Campbell	6	1.5	125
2.	Was.	S Jeremy Chinn	10	2.0	107
3.	G.B.	LB Edgerrin Cooper	10	3.5	77
4.	N.E.	LB Christian Elliss	8	1.5	72
5.	G.B.	LB Eric Wilson	9	2.0	63
6.	LAC	LB Troy Dye	5	1.5	52

MCCONKEY AND VIDAL SCORE IN DEBUTS

In Week 1, **WR Ladd McConkey** made his NFL debut and led the team with five receptions for 39 yards (7.8 avg.), including a 10-yard touchdown catch in the fourth quarter to put the game away. He was the 10th Charger in history to haul in a touchdown pass in an NFL debut.

Four weeks later, **RB Kimani Vidal** made his NFL debut and hauled in a 38-yard touchdown on his first career reception. He became the 11th Charger ever to have a touchdown catch in a debut and the first Bolts running back since 1977 (Hank Bauer) to record a receiving touchdown on his first career reception.

CHARGERS WITH RECEIVING TOUCHDOWN IN NFL DEBUT, SINCE 1970

Game	Player	Rec.	Rec. TD
Oct. 13, 2024 at Den.	RB Kimani Vidal	2	1
Sept. 8, 2024 vs. L.V.	WR Ladd McConkey	5	1
Sept. 11, 2022 vs. L.V.	FB Zander Horvath	2	1
Oct. 4, 2020 at T.B.	WR Tyron Johnson	1	1
	TE Donald Parham Jr.	1	1
Sept. 8, 2002 at Cin.	TE Josh Norman	1	1
Aug. 31, 1997 at N.E.	TE Freddie Jones	4	1
Sept. 1, 1991 at Pit.	WR Shawn Jefferson	3	1
Sept. 7, 1981 vs. Cle.	RB James Brooks	2	1
Sept. 3, 1978 at Sea.	WR John Jefferson	3	2
Sept. 19, 1971 vs. K.C.	RB Mike Montgomery	3	1

2024 LOS ANGELES CHARGERS REGULAR-SEASON OFFENSIVE STATISTICS

Won 11, Lost 6

9/8/2024	W	22 - 10	Las Vegas Raiders
9/15/2024	W	26 - 3	at Carolina Panthers
9/22/2024	L	10 - 20	at Pittsburgh Steelers
9/29/2024	L	10 - 17	Kansas City Chiefs
10/13/2024	W	23 - 16	at Denver Broncos
10/21/2024	L	15 - 17	at Arizona Cardinals
10/27/2024	W	26 - 8	New Orleans Saints
11/3/2024	W	27 - 10	at Cleveland Browns
11/10/2024	W	27 - 17	Tennessee Titans
11/17/2024	W	34 - 27	Cincinnati Bengals
11/25/2024	L	23 - 30	Baltimore Ravens
12/1/2024	W	17 - 13	at Atlanta Falcons
12/8/2024	L	17 - 19	at Kansas City Chiefs
12/15/2024	L	17 - 40	Tampa Bay Buccaneers
12/19/2024	W	34 - 27	Denver Broncos
12/28/2024	W	40 - 7	at New England Patriots
1/5/2025	W	34 - 20	at Las Vegas Raiders

Total First Downs	316	311
Rushing	110	108
Passing	176	170
Penalty	30	33
3rd Down: Made/Att	89/221	80/224
3rd Down Pct.	40.3%	35.7%
4th Down: Made/Att	10/16	18/29
4th Down Pct.	62.5%	62.1%
Possession Avg.	30:40	29:20
Total Net Yards	5511	5514
Avg. Per Game	324.2	324.4
Total Plays	1017	1037
Avg. Per Play	5.4	5.3
Net Yards Rushing	1882	1997
Avg. Per Game	110.7	117.5
Total Rushes	463	426
Net Yards Passing	3629	3517
Avg. Per Game	213.5	206.9
Sacked/Yards Lost	44/272	46/245
Gross Yards	3901	3762
Attempts/Completions	510/336	565/367
Completion Pct.	65.9%	65.0%
Had Intercepted	3	15
Punts/Average	72/46.7	73/49.9
Net Punting Avg.	41.9	45.2
Penalties/Yards	96/718	101/869
Fumbles/Ball Lost	20/6	11/6
Touchdowns	41	31
Rushing	17	7
Passing	23	24
Returns	1	0

Score By Periods	Q1	Q2	Q3	Q4	OT	Pts		
Team	87	140	73	102	0	402		
Opponents	46	88	61	106	0	301		
Scoring	TD	Ru	Pa	Rt	PAT	FG	2Pt	Pts
C.Dicker	0	0	0	0	33/36	39/42	0	150
J.Dobbins	9	9	0	0	0/0	0/0	0	54
Q.Johnston	8	0	8	0	0/0	0/0	0	48
L.McConkey	7	0	7	0	0/0	0/0	1	44
G.Edwards	4	4	0	0	0/0	0/0	0	24
H.Haskins	3	2	1	0	0/0	0/0	0	18
D.Davis	2	0	2	0	0/0	0/0	0	12
W.Dissly	2	0	2	0	0/0	0/0	0	12
J.Herbert	2	2	0	0	0/0	0/0	0	12
J.Palmer	1	0	1	0	0/0	0/0	2	10
D.Chark	1	0	1	0	0/0	0/0	0	6
T.Still	1	0	0	1	0/0	0/0	0	6
K.Vidal	1	0	1	0	0/0	0/0	0	6
Team	41	17	23	1	33/36	39/42	3	402
Opponents	31	7	24	0	29/29	28/37	0	301

2-Pt. Conversions: Team 3/5, Opponents: 0/2
 Sacks: T.Tuipulotu 8.5, K.Mack 6.0, B.Dupree 6.0, D.James 5.5, J.Bosa 5.0, M.Fox 3.5, P.Ford 3.0, T.Dye 1.5, T.Tart 1.0, D.Perryman 1.0, S.Matlock 1.0, D.Henley 1.0, A.Gilman 1.0, T.Still 0.5, C.Hart 0.5 **Team: 45.0, Opponents: 44.0**

Rushing	No.	Yds	Avg	Long	TD
J.Dobbins	195	905	4.6	61	9
G.Edwards	101	365	3.6	43	4
J.Herbert	69	306	4.4	41	2
K.Vidal	43	155	3.6	19	0
H.Haskins	34	89	2.6	12	2
D.Davis	12	39	3.3	10	0
T.Heinicke	2	20	10.0	12	0
Q.Johnston	3	6	2.0	4	0
J.Scott	1	0	0.0	0	0
J.Reagor	3	-3	-1.0	1	0
Team	463	1882	4.1	61	17
Opponents	426	1997	4.7	54	7

Receiving	No.	Yds	Avg	Long	TD
L.McConkey	82	1149	14.0	60t	7
Q.Johnston	55	711	12.9	66t	8
W.Dissly	50	481	9.6	29t	2
J.Palmer	39	584	15.0	45	1
J.Dobbins	32	153	4.8	15	0
S.Smartt	16	208	13.0	31	0
D.Davis	13	112	8.6	23t	2
H.Hurst	8	73	9.1	27	0
J.Reagor	7	100	14.3	41	0
T.Fisk	7	39	5.6	10	0
S.Fehoko	6	106	17.7	30	0
K.Vidal	5	62	12.4	38t	1
D.Chark	4	31	7.8	12	1
S.Matlock	4	28	7.0	10	0
H.Haskins	3	49	16.3	34t	1
G.Edwards	3	6	2.0	3	0
E.Tomlinson	2	9	4.5	7	0
Team	336	3901	11.6	66t	23
Opponents	367	3762	10.3	60	24

Interceptions	No.	Yds	Avg	Long	TD
T.Still	4	85	21.3	61t	1
E.Molden	3	28	9.3	25	0
K.Fulton	1	29	29.0	29	0
A.Gilman	1	18	18.0	18	0
D.Henley	1	4	4.0	4	0
T.Tart	1	4	4.0	4	0
P.Ford	1	3	3.0	3	0
D.James	1	2	2.0	2	0
B.Dupree	1	0	0.0	0	0
M.Maye	1	0	0.0	0	0
Team	15	173	11.5	61t	1
Opponents	3	17	5.7	17	0

Punting	No	Yds	Avg	Net	TB	In	Lg	B
J.Scott	72	3362	46.7	41.9	4	28	67	0
Team	72	3362	46.7	41.9	4	28	67	0
Opponents	73	3642	49.9	45.2	4	40	64	0

Punt Returns	Ret	FC	Yds	Avg	Long	TD
D.Davis	19	22	235	12.4	53	0
L.McConkey	3	8	28	9.3	12	0
J.Reagor	0	1	0	0.0	0	0
Team	22	31	263	12.0	53	0
Opponents	28	24	268	9.6	21	0

Kickoff Returns	No.	Yds	Avg	Long	TD
D.Davis	19	524	27.6	56	0
H.Haskins	1	35	35.0	35	0
J.Reagor	1	22	22.0	22	0
Team	21	581	27.7	56	0
Opponents	26	743	28.6	41	0

Field Goals	1-19	20-29	30-39	40-49	50+
C.Dicker	1/ 1	9/ 9	9/ 9	11/ 12	9/ 11
Team	1/ 1	9/ 9	9/ 9	11/ 12	9/ 11
Opponents	0/ 0	5/ 5	10/ 11	11/ 15	2/ 6

Fumbles Lost: J.Herbert 2, J.Reagor 1, S.Smartt 1, H.Haskins 1, T.Tart 1 **Total: 6**
 Opponent Fumble Recoveries: E.Molden 2, J.Taylor 1, K.Mack 1, D.James 1, T.Tart 1 **Total: 6**

Passing	Att	Cmp	Yds	Cmp%	Yds/Att	TD	TD%	Int	Int%	Long	Sack	Lost	Rating
J.Herbert	504	332	3870	65.9%	7.7	23	4.6%	3	0.6%	66t	41/	244	101.7
T.Heinicke	5	3	28	60.0%	5.6	0	0.0%	0	0.0%	18	3/	28	75.4
J.Scott	1	1	3	100.0%	3.0	0	0.0%	0	0.0%	3	0/	0	79.2
Team	510	336	3901	65.9%	7.6	23	4.5%	3	0.6%	66t	44/	272	101.4
Opponents	565	367	3762	65.0%	6.7	24	4.2%	15	2.7%	60	46/	245	87.1

2024 LOS ANGELES CHARGERS REGULAR-SEASON DEFENSIVE STATISTICS

Official Press Box Totals — Confirmed by league review.

Player	— Tackles —					TFLs	QB Hits	Interceptions	Passes Def.	— Fumbles —	
	Total	Solo	Asst.	Sacks	Yards					Forced	Recoveries
Daiyan Henley	142	82	60	1.0	1	7	3	1	8	0	0
Derwin James Jr.	93	60	33	5.5	35	10	6	1	7	0	1
Elijah Molden	72	40	32	0.0	0	2	0	3	7	0	2
Tarheeb Still	62	45	17	0.5	4.5	1	1	4	10	0	0
Denzel Perryman	55	39	16	1.0	7	2	3	0	0	0	0
Troy Dye	52	31	21	1.5	9.5	2	2	0	0	0	0
Kristian Fulton	51	39	12	0.0	0	3	0	1	7	0	0
Alohi Gilman	50	34	16	1.0	0	1	0	1	4	0	0
Poona Ford	39	24	15	3.0	19	8	9	1	5	0	0
Khalil Mack	39	20	19	6.0	40	6	15	0	9	2	1
Tuli Tuipulotu	38	22	16	8.5	20.5	11	17	0	2	1	0
Otito Ogbornia	37	14	23	0.0	0	0	3	0	0	0	0
Cam Hart	36	27	9	0.5	0.5	0	2	0	7	1	0
Tear Tart	29	15	14	1.0	11	5	5	1	2	1	1
Bud Dupree	28	18	10	6.0	30	6	10	1	2	1	0
Junior Colson	28	15	13	0.0	0	0	1	0	1	0	0
Morgan Fox	27	19	8	3.5	27	4	6	0	1	0	0
Tony Jefferson	27	17	10	0.0	0	1	0	0	0	0	0
Joey Bosa	22	17	5	5.0	24	5	13	0	0	2	0
Ja'Sir Taylor	21	12	9	0.0	0	1	1	0	5	0	1
Asante Samuel Jr.	13	11	2	0.0	0	0	0	0	2	0	0
Nick Niemann	10	5	5	0.0	0	0	0	0	1	0	0
Marcus Maye	10	4	6	0.0	0	0	0	1	2	0	0
Scott Matlock	7	2	5	1.0	6	1	1	0	1	0	0
A.J. Finley	6	4	2	0.0	0	0	0	0	0	0	0
Deane Leonard	4	3	1	0.0	0	1	0	0	3	0	0
Eli Apple	2	2	0	0.0	0	0	0	0	1	0	0
Justin Eboigbe	2	1	1	0.0	0	0	0	0	0	0	0
Kendall Williamson	1	1	0	0.0	0	0	0	0	0	0	0
Caleb Murphy	1	1	0	0.0	0	0	0	0	0	0	0
Totals	1,004	624	380	45.0	235	77	98	15	87	8	6
<i>Defensive Backs</i>	448	299	149	7.5	40	20	10	11	55	1	4
<i>Linebackers</i>	288	173	115	3.5	17.5	11	9	1	10	0	0
<i>Outside Linebackers</i>	127	77	50	25.5	114.5	28	55	1	13	6	1
<i>Defensive Line</i>	141	75	66	8.5	63	18	24	2	9	1	1

SPECIAL TEAMS TACKLES

Player	Total Tackles
Nick Niemann	11
Hassan Haskins	6
Shaquille Quarterman	6
Troy Dye	5
Daiyan Henley	5
A.J. Finley	4
Deane Leonard	4
Tuli Tuipulotu	4
Dicaprio Bootle	3
Elijah Molden	3
Stone Smartt	3
Cameron Dicker	2
Simi Fehoko	2
Marcus Maye	2
Kendall Williamson	2
Junior Colson	1
Tucker Fisk	1
Josh Harris	1
Cam Hart	1
Caleb Murphy	1
Ja'Sir Taylor	1
Totals	68

2024 LOS ANGELES CHARGERS POSTSEASON OFFENSIVE STATISTICS

Won 0, Lost 1

1/11/2025 L 12 - 32 at Houston Texans
 Los Angeles Opponent
 Chargers

Total First Downs	15		20					
Rushing	4		8					
Passing	9		12					
Penalty	2		0					
3rd Down: Made/Att	3/11		5/14					
3rd Down Pct.	27.3%		35.7%					
4th Down: Made/Att	0/1		2/2					
4th Down Pct.	0.0%		100.0%					
Possession Avg.	25:35		34:25					
Total Net Yards	261		429					
Avg. Per Game	261.0		429.0					
Total Plays	54		70					
Avg. Per Play	4.8		6.1					
Net Yards Rushing	50		168					
Avg. Per Game	50.0		168.0					
Total Rushes	18		34					
Net Yards Passing	211		261					
Avg. Per Game	211.0		261.0					
Sacked/Yards Lost	4/31		3/21					
Gross Yards	242		282					
Attempts/Completions	32/14		33/22					
Completion Pct.	43.8%		66.7%					
Had Intercepted	4		1					
Punts/Average	5/44.2		4/45.8					
Net Punting Avg.	42.2		40.8					
Penalties/Yards	2/10		8/86					
Fumbles/Ball Lost	1/0		3/2					
Touchdowns	1		3					
Rushing	0		1					
Passing	1		1					
Returns	0		1					
Score By Periods		Q1	Q2	Q3	Q4	OT	Pts	
Team		6	0	0	6	0	12	
Opponents		0	10	10	12	0	32	
Scoring	TD	Ru	Pa	Rt	PAT	FG	2Pt	Pts
C.Dicker	0	0	0	0	0/1	2/2	0	6
L.McConkey	1	0	1	0	0/0	0/0	0	6
Team	1	0	1	0	0/1	2/2	0	12
Opponents	3	1	1	1	3/3	3/3	0	32

2-Pt. Conversions: Team 0/0, Opponents: 0/0

Sacks: K.Mack 2.0, J.Bosa 1.0 **Team: 3.0, Opponents: 4.0**

Rushing	No.	Yds	Avg	Long	TD
J.Dobbins	9	26	2.9	8	0
G.Edwards	7	22	3.1	8	0
H.Haskins	1	5	5.0	5	0
D.Davis	1	-3	-3.0	-3	0
Team	18	50	2.8	8	0
Opponents	34	168	4.9	27	1

Receiving	No.	Yds	Avg	Long	TD
L.McConkey	9	197	21.9	86t	1
W.Dissly	2	16	8.0	9	0
T.Fisk	1	15	15.0	15	0
D.Chark	1	10	10.0	10	0
D.Davis	1	4	4.0	4	0
J.Dobbins	0	0	0.0	0	0
H.Haskins	0	0	0.0	0	0
Q.Johnston	0	0	0.0	0	0
Team	14	242	17.3	86t	1
Opponents	22	282	12.8	41	1

Interceptions	No.	Yds	Avg	Long	TD
D.Leonard	1	0	0.0	0	0
Team	1	0	0.0	0	0
Opponents	4	108	27.0	54	1

Punting	No	Yds	Avg	Net	TB	In	Lg	B
J.Scott	5	221	44.2	42.2	0	2	55	0
Team	5	221	44.2	42.2	0	2	55	0
Opponents	4	183	45.8	40.8	1	1	67	0

Punt Returns	Ret	FC	Yds	Avg	Long	TD
D.Davis	0	2	0	0.0	0	0
Team	0	2	0	0.0	0	0
Opponents	1	2	10	10.0	10	0

Kickoff Returns	No.	Yds	Avg	Long	TD
D.Davis	3	76	25.3	28	0
Team	3	76	25.3	28	0
Opponents	1	28	28.0	28	0

Field Goals	1-19	20-29	30-39	40-49	50+
C.Dicker	0/0	0/0	2/2	0/0	0/0
Team	0/0	0/0	2/2	0/0	0/0
Opponents	0/0	0/0	2/2	1/1	0/0

Fumbles Lost: **Total: 0**

Opponent Fumble Recoveries: T.Jefferson 1, D.James 1 **Total: 2**

Passing		Att	Cmp	Yds	Cmp%	Yds/Att	TD	TD%	Int	Int%	Long	Sack	Lost	Rating
J.Herbert		32	14	242	43.8%	7.6	1	3.1%	4	12.5%	86t	4/	31	40.9
Team		32	14	242	43.8%	7.6	1	3.1%	4	12.5%	86t	4/	31	40.9
Opponents		33	22	282	66.7%	8.6	1	3.0%	1	3.0%	41	3/	21	90.7

2024 LOS ANGELES CHARGERS POSTSEASON DEFENSIVE STATISTICS

Official Press Box Totals — Confirmed by league review.

Player	— Tackles —			Sacks	Yards	TFLs	QB Hits	Interceptions	Passes Def.	— Fumbles —	
	Total	Solo	Asst.							Forced	Recoveries
Daiyan Henley	10	6	4	0.0	0	0	1	0	0	0	0
Alohi Gilman	9	4	5	0.0	0	0	0	0	1	1	0
Troy Dye	8	6	2	0.0	0	0	0	0	1	0	0
Derwin James Jr.	7	5	2	0.0	0	1	0	0	1	0	1
Khalil Mack	6	4	2	2.0	16	2	2	0	0	0	0
Junior Colson	4	3	1	0.0	0	0	0	0	0	0	0
Kristian Fulton	3	3	0	0.0	0	0	0	0	0	0	0
Poona Ford	3	3	0	0.0	0	1	1	0	0	0	0
Tarheeb Still	3	3	0	0.0	0	0	0	0	0	0	0
Tony Jefferson	3	2	1	0.0	0	2	0	0	0	1	1
Teair Tart	3	2	1	0.0	0	0	0	0	0	0	0
Joey Bosa	2	1	1	1.0	5	1	1	0	0	0	0
Morgan Fox	2	1	1	0.0	0	0	0	0	0	0	0
Denzel Perryman	2	0	2	0.0	0	0	0	0	0	0	0
Deane Leonard	1	1	0	0.0	0	0	0	1	1	0	0
Eddie Jackson	1	1	0	0.0	0	0	0	0	0	0	0
Otito Ogbonnia	1	0	1	0.0	0	0	0	0	0	0	0
Cam Hart	0	0	0	0.0	0	0	0	0	1	0	0
Totals	68	23	45	3.0	21	7	5	1	5	2	2
<i>Defensive Backs</i>	<i>27</i>	<i>19</i>	<i>8</i>	<i>0.0</i>	<i>0</i>	<i>3</i>	<i>0</i>	<i>1</i>	<i>4</i>	<i>2</i>	<i>2</i>
<i>Linebackers</i>	<i>24</i>	<i>15</i>	<i>9</i>	<i>0.0</i>	<i>0</i>	<i>0</i>	<i>1</i>	<i>0</i>	<i>1</i>	<i>0</i>	<i>0</i>
<i>Outside Linebackers</i>	<i>8</i>	<i>5</i>	<i>3</i>	<i>3.0</i>	<i>21</i>	<i>3</i>	<i>3</i>	<i>0</i>	<i>0</i>	<i>0</i>	<i>0</i>
<i>Defensive Line</i>	<i>9</i>	<i>6</i>	<i>3</i>	<i>0.0</i>	<i>0</i>	<i>1</i>	<i>1</i>	<i>0</i>	<i>0</i>	<i>0</i>	<i>0</i>

SPECIAL TEAMS TACKLES

Player	Total Tackles
Alohi Gilman	1
Joah Harris	1
Nick Niemann	1
Totals	3

2024 GAME SUMMARIES

WEEK 1 vs. LAS VEGAS



**RAIDERS 10
CHARGERS 22**

Sunday, Sept. 8, 2024
SoFi Stadium — Inglewood, Calif.



GAME STATISTICS

TEAM	1	2	3	4	OT	F
Las Vegas	7	0	0	3	—	10
L.A. Chargers	3	3	3	13	—	22

SCORING SUMMARY

Team	Q	Time	Play
Chargers	1	4:22	C.Dicker 53 yd. Field Goal
Raiders	1	0:45	A.Mattison 31 yd. pass from G.Minshew (D.Carlson kick)
Chargers	2	0:26	C.Dicker 25 yd. Field Goal
Chargers	3	9:08	C.Dicker 24 yd. Field Goal
Chargers	4	14:55	J.Dobbins 12 yd. run (C.Dicker kick)
Raiders	4	10:30	D.Carlson 32 yd. Field Goal
Chargers	4	3:40	L.McConkey 10 yd. pass from J.Herbert (run failed)

TEAM STATISTICS

	LV	LAC
FIRST DOWNS:	14	11
TOTAL NET YARDS:	296	316
NET RUSHING YARDS:	71	176
NET PASSING YARDS:	225	140
PENALTIES/YARDS:	2-15	7-50
3RD DOWN EFFICIENCY (%):	5-14 (35.7%)	4-15 (26.7%)
PUNTS/AVERAGE:	5-53.0	7-47.4
SACKS/YARDS:	1-4	4-32
FUMBLES/LOST:	2-2	0-0
POINTS OFF TURNOVERS:	0	3
AVG. DRIVE START:	OWN 28	OWN 35
TIME OF POSSESSION:	31:44	28:16

INDIVIDUAL TOP PERFORMERS



PASSING

	CMP	ATT	YDS	TD	INT	RT
Herbert	17	26	144	1	0	95.1
G.Minshew II	25	33	257	1	1	95.1

RUSHING

	ATT	YDS	AVG	LG	TD
J.Dobbins	10	135	13.5	61	1
G.Edwards	11	26	2.4	10	0
Z.White	13	44	3.4	12	0
A.Mattinson	5	19	3.8	7	0

RECEIVING

	REC	YDS	AVG	LG	TD
L.McConkey	5	39	7.8	11	1
Q.Johnston	3	38	12.7	16	0
J.Dobbins	3	4	1.3	3	0
H.Hurst	2	33	16.5	27	0
B.Bowers	6	58	9.7	26	0
D.Adams	5	59	11.8	23	0
A.Mattison	4	43	10.8	31	1
J.Meyers	3	61	20.3	33	0

TACKLES (SOLO) - LAC: J.Bosa 7 (6), D.James 7 (6), A.Samuel 6 (5);
LV: R.Spillane 10 (7), C.Wilkins 5 (4), M.Epps 5 (3).

SACKS - LAC: K.Mack 1.5-10, J.Bosa 1-6, TEAM 1-10, M.Fox 0.5-6;
LV: M.Crosby 1-4.

INTERCEPTIONS - LAC: P.Ford 1-0-0; **LV:** None.

STARTERS

WR.... L.McConkey	OLB..... K.Mack	WR.... T.Tucker	DE C.Snowden
FB S.Matlock	DL..... P.Ford	TE.... M.Mayer	DE M.Crosby
LT R.Slater	DL.... O.Ogbonnia	LT K.Miller	DT..... J.Jenkins
RG.... Z.Johnson	OLB..... J.Bosa	LG..... C.Whitehair	DT..... C.Wilkins
C..... B.Bozeman	LB..... D.Henley	C..... A.James	DT..... A.Butler
RG.... T.Pipkins	LB.... D.Perryman	RG.... D.Parham	LB..... D.Deablo
RT J.Alt	CB K.Fulton	RT T.Munford	LB..... R.Spillane
TE.... W.Dissly	CB A.Samuel	WR.... D.Adams	CB J.Jones
WR.... J.Palmer	DB J.Taylor	WR.... J.Meyers	CB N.Hobbs
QB.... J.Herbert	S..... G.Gilman	QB.... G.Minshew II	S..... T.Moehrig
RB.... G.Edwards	S..... D.James	RB.... Z.White	S..... M.Epps

WEEK 2 AT CAROLINA



**CHARGERS 26
PANTHERS 3**

Sunday, Sept. 15, 2024
Bank of America Stadium — Charlotte, N.C.



GAME STATISTICS

TEAM	1	2	3	4	OT	F
L.A. Chargers	6	14	3	3	—	26
Carolina	0	0	3	0	—	3

SCORING SUMMARY

Team	Q	Time	Play
Chargers	1	9:20	Q.Johnston 29 yd. pass from J.Herbert (kick failed, wl)
Chargers	2	4:16	Q.Johnston 5 yd. pass from J.Herbert (C.Dicker kick)
Chargers	2	2:01	J.Dobbins 43 yd. run (C.Dicker kick)
Panthers	3	12:18	E.Pineiro 38 yd. Field Goal
Chargers	3	9:03	C.Dicker 46 yd. Field Goal
Chargers	4	11:02	C.Dicker 42 yd. Field Goal

TEAM STATISTICS

	LAC	CAR
FIRST DOWNS:	21	7
TOTAL NET YARDS:	349	159
NET RUSHING YARDS:	219	90
NET PASSING YARDS:	130	69
PENALTIES/YARDS:	3-15	9-90
3RD DOWN EFFICIENCY (%):	9-16 (56.3%)	1-12 (8.0%)
PUNTS/AVERAGE:	3-32.0	7-44.4
SACKS/YARDS:	2-15	1-0
FUMBLES/LOST:	1-1	0-0
POINTS OFF TURNOVERS:	7	0
AVG. DRIVE START:	OWN 35	OWN 28
TIME OF POSSESSION:	36:18	23:42

INDIVIDUAL TOP PERFORMERS



PASSING

	CMP	ATT	YDS	TD	INT	RT
J.Herbert	14	20	130	2	1	100.0
B.Young	18	26	84	0	1	57.2

RUSHING

	ATT	YDS	AVG	LG	TD
J.Dobbins	17	131	7.7	43	1
G.Edwards	18	59	3.3	6	0
C.Hubbard	10	64	6.4	23	0
M.Sanders	7	20	2.9	6	0

RECEIVING

	REC	YDS	AVG	LG	TD
Q.Johnston	5	51	10.2	29	2
W.Dissly	3	29	9.7	15	0
L.McConkey	2	26	13.0	15	0
J.Palmer	2	19	9.5	11	0
C.Hubbard	4	12	3.0	5	0
T.Tremble	3	23	7.7	12	0
Dio.Johnson	3	15	5.0	7	0
M.Sanders	3	5	1.7	5	0

TACKLES (SOLO) - LAC: D.Henley 9 (5), D.Perryman 7 (5), D.James 6 (2);
CAR: S.Thompson 14 (8), J.Jewell 11 (8), A.Robinson 6 (6).

SACKS - LAC: D.Perryman 1-7, J.Bosa 1-8; **CAR:** Dj.Johnson 0.5-0, J.Peevy 0.5-0.

INTERCEPTIONS - LAC: E.Molden 1-3-0; **CAR:** J.Horn 1-0-0.

STARTERS

WR.... Q.Johnston	OLB..... K.Mack	WR.... A.Thielen	DT..... N.Thurman
TE.... H.Hurst	DL..... P.Ford	TE.... T.Tremble	DT..... S.Tuttle
WR.... D.Davis	DL.... O.Ogbonnia	LT I.Ekwonu	DE A.Robinson
LT R.Slater	OLB..... J.Bosa	OLB.... D.Lewis	OLB.... J.Clowney
LG.... Z.Johnson	LB..... D.Henley	C..... A.Corbett	LB... S.Thompson
C..... B.Bozeman	LB.... D.Perryman	RG.... R.Hunt	LB..... J.Jewell
RG.... T.Pipkins	CB K.Fulton	RT T.Moton	OLB..... E.Leota
RT J.Alt	CB A.Samuel	WR.... J.Mingo	CB J.Horn
TE.... W.Dissly	DB J.Taylor	WR.... Dio.Johnson	CB M.Jackson
QB.... J.Herbert	S..... D.James	QB.... B.Young	S..... J.Fuller
RB.... J.Dobbins	S..... E.Moldem	RB.... C.Hubbard	S..... X.Woods

2024 GAME SUMMARIES

WEEK 3 AT PITTSBURGH

WEEK 4 vs. KANSAS CITY



CHARGERS 10 STEELERS 20

Sunday, Sept. 22, 2024
Acrisure Stadium – Pittsburgh, Penn.



CHIEFS 17 CHARGERS 10

Sunday, Sept. 29, 2024
SoFi Stadium – Inglewood, Calif.



GAME STATISTICS

TEAM	1	2	3	4	OT	F
L.A. Chargers	7	3	0	0	—	10
Pittsburgh	0	7	3	10	—	20

SCORING SUMMARY

Team	Q	Time	Play
Chargers	1	2:46	Q.Johnston 27 yd. pass from J.Herbert (C.Dicker kick)
Steelers	2	10:17	J.Fields 5 yd. run (C.Boswell kick)
Chargers	2	3:13	C.Dicker 28 yd. Field Goal (12-60, 7:04)
Steelers	3	9:05	C.Boswell 38 yd. Field Goal (12-50, 5:55)
Steelers	4	14:14	C.Boswell 30 yd. Field Goal (12-73, 6:26)
Steelers	4	7:02	C.Austin 55 yd. pass from J.Fields (C.Boswell kick)

TEAM STATISTICS

	LAC	PIT
FIRST DOWNS:	10	20
TOTAL NET YARDS:	168	346
NET RUSHING YARDS:	107	232
NET PASSING YARDS:	225	140
PENALTIES/YARDS:	7-69	3-15
3RD DOWN EFFICIENCY (%):	3-11 (27.3%)	7-14 (50.0%)
PUNTS/AVERAGE:	7-50.0	3-52.0
SACKS/YARDS:	2-13	5-42
FUMBLES/LOST:	2-0	0-0
POINTS OFF TURNOVERS:	0	0
AVG. DRIVE START:	OWN 24	OWN 30
TIME OF POSSESSION:	26:09	33:51

INDIVIDUAL TOP PERFORMERS



PASSING

	CMP	ATT	YDS	TD	INT	RT		CMP	ATT	YDS	TD	INT	RT
Herbert	12	18	125	1	0	105.1	Fields	25	32	245	1	1	96.0
Heinicke	2	2	24	0	0	116.7							

RUSHING

	ATT	YDS	AVG	LG	TD		ATT	YDS	AVG	LG	TD
J.Dobbins	15	44	2.9	13	0	N.Harris	18	70	3.9	21	0
G.Edwards	3	9	3.0	6	0	C.Patterson	4	33	8.3	14	0

RECEIVING

	REC	YDS	AVG	LG	TD		REC	YDS	AVG	LG	TD
L.McConkey	3	44	14.7	18	0	G.Pickens	5	57	11.4	27	0
W.Dissly	3	19	6.3	7	0	N.Harris	5	16	3.2	8	0
J.Dobbins	3	10	3.3	6	0	C.Austin	4	95	23.8	55	2
Q.Johnston	2	44	22.0	27	1	P.Freiermuth	4	33	8.3	15	0

TACKLES (SOLO) – LAC: D.Henley 12 (9), D.Perryman 9 (6), D.James 8 (5);
PIT: P.Queen 8 (4), D.Elliott 5 (4), D.Jackson 5 (2).

SACKS – LAC: D.James 1-6, K.Mack 1-7; **PIT:** Ni.Herbig 2-15, E.Roberts 1-9, Ca.Heyward 1-10, T.Watt 1-8.

INTERCEPTIONS – LAC: B.Dupree 1-0-0; **PIT:** None.

STARTERS

WR..... L.McConkey	OLB..... K.Mack	TE..... P.Freiermuth	ROLB... A.Highsmith
TE..... W.Dissly	DL..... O.Ogbonnia	LT..... D.Moore	DT.... Ca.Heyward
LT..... R.Slater	DL..... P.Ford	LG..... S.Anderson	NT..... K.Benton
RG..... Z.Johnson	OLB..... J.Bosa	C..... Z.Frazier	DE..... L.Ogunjobi
C..... B.Bozeman	LB..... D.Henley	RG..... J.Daniels	LOLB..... T.Watt
RG..... T.Pipkins	LB.... D.Perryman	RT..... B.Jones	LILB..... P.Queen
RT..... J.Alt	CB..... K.Fulton	WR.... V.Jefferson	RILB... E.Roberts
WR.... Q.Johnston	CB..... A.Samuel	WR.... G.Pickens	RCB..... J.Porter
QB..... J.Herbert	S..... E.Molden	WR.... C.Patterson	FS... M.Fitzpatrick
FB..... S.Matlock	S..... A.Gilman	QB..... J.Fields	SS..... D.Elliott
RB..... J.Dobbins	S..... D.James	RB..... N.Harris	LCB... D.Jackson

GAME STATISTICS

TEAM	1	2	3	4	OT	F
Kansas City	0	7	3	7	—	17
L.A. Chargers	10	0	0	0	—	10

SCORING SUMMARY

Team	Q	Time	Play
Chargers	1	6:16	L.McConkey 7 yd. pass from J.Herbert (C.Dicker kick)
Chargers	1	3:53	C.Dicker 50 yd. Field Goal
Chiefs	2	4:06	X.Worthy 54 yd. pass from P.Mahomes (H.Butker kick)
Chiefs	3	6:26	H.Butker 37 yd. Field Goal
Chiefs	4	6:04	S.Perine 2 yd. run (H.Butker kick)

TEAM STATISTICS

	KC	LAC
FIRST DOWNS:	16	12
TOTAL NET YARDS:	329	224
NET RUSHING YARDS:	101	55
NET PASSING YARDS:	228	169
PENALTIES/YARDS:	5-40	9-51
3RD DOWN EFFICIENCY (%):	9-16 (56.3%)	4-13 (30.8%)
PUNTS/AVERAGE:	4-50.0	6-53.0
SACKS/YARDS:	2-10	3-17
FUMBLES/LOST:	1-1	2-0
POINTS OFF TURNOVERS:	10	0
AVG. DRIVE START:	OWN 29	OWN 27
TIME OF POSSESSION:	29:08	30:52

INDIVIDUAL TOP PERFORMERS



PASSING

	CMP	ATT	YDS	TD	INT	RT		CMP	ATT	YDS	TD	INT	RT
J.Herbert	16	27	179	1	0	91.4	P.Mahomes	19	29	245	1	1	89.0

RUSHING

	ATT	YDS	AVG	LG	TD		ATT	YDS	AVG	LG	TD
J.Dobbins	14	32	2.3	12	0	K.Hunt	14	69	4.9	10	0
G.Edwards	6	19	3.2	5	0	S.Perine	5	14	2.8	4	1

RECEIVING

	REC	YDS	AVG	LG	TD		REC	YDS	AVG	LG	TD
L.McConkey	5	67	13.4	37	1	T.Kelce	7	89	12.7	38	0
J.Palmer	3	36	12.0	26	0	N.Gray	4	40	10.0	29	0
J.Dobbins	3	30	10.0	14	0	X.Worthy	3	73	24.3	54	1
W.Dissly	2	24	12.0	22	0	Ju.Watson	2	27	13.5	17	0

TACKLES (SOLO) – LAC: D.Perryman 8 (6), E.Molden 8 (5), D.Henley 7 (4);
KC: D.Tranquill 10 (7), T.McDuffie 6 (3), B.Cook 5 (4).

SACKS – LAC: B.Dupree 2-8, T.Dye 0.5-4.5, T.Still 0.5-4.5; **KC:** C.Jones 2-10.

INTERCEPTIONS – LAC: K.Fulton 1-29-0; **KC:** None.

STARTERS

TE..... W.Dissly	OLB..... K.Mack	TE..... T.Kelce	DE..... G.Karlaftis
LT..... J.Salyer	DL..... O.Ogbonnia	WR.... R.Rice	DT..... C.Jones
LG..... Z.Johnson	DL..... P.Ford	LT.... W.Morris	DE..... M.Pennel
C..... B.Bozeman	OLB... T.Tuipulotu	OLB... J.Thuney	DE... F.Anudike-Uzomah
RG..... S.Mustipher	LB..... D.Henley	C..... C.Humphrey	LB..... N.Bolton
RT..... T.Pipkins	LB.... D.Perryman	RG.... T.Smith	LB..... D.Tranquill
FB..... S.Matlock	CB..... K.Fulton	RT..... J.Taylor	LB..... L.Chenal
WR.... Q.Johnston	CB..... A.Samuel	WR.... X.Worthy	CB.... T.McDuffie
WR.... L.McConkey	DB..... T.Still	WR.... Ju.Watson	CB.... Ja.Watson
QB..... J.Herbert	S..... A.Gilman	QB.... P.Mahomes	S..... J.Reid
RB..... J.Dobbins	S..... E.Molden	FB.... C.Steele	S..... B.Cook

2024 GAME SUMMARIES

WEEK 6 AT DENVER



CHARGERS 23 BRONCOS 16

Sunday, Oct. 13, 2024

Empower Field at Mile High – Denver, Colo.



GAME STATISTICS

TEAM	1	2	3	4	OT	F
L.A. Chargers	10	10	3	0	—	23
Denver	0	0	0	16	—	16

SCORING SUMMARY

Team	Q	Time	Play
Chargers	1	9:26	C.Dicker 20 yd. Field Goal
Chargers	1	4:59	K.Vidal 38 yd. pass from J.Herbert (C.Dicker kick)
Chargers	2	6:21	C.Dicker 33 yd. Field Goal
Chargers	2	1:00	J.Dobbins 4 yd. run (C.Dicker kick)
Chargers	3	2:35	C.Dicker 46 yd. Field Goal
Broncos	4	10:06	T.Franklin 2 yd. pass from B.Nix
Broncos	4	5:22	C.Sutton 15 yd. pass from B.Nix (pass failed)
Broncos	4	0:59	W.Lutz 40 yd. Field Goal

TEAM STATISTICS

	LAC	DEN
FIRST DOWNS:	22	17
TOTAL NET YARDS:	350	316
NET RUSHING YARDS:	128	110
NET PASSING YARDS:	222	206
PENALTIES/YARDS:	3-20	7-37
3RD DOWN EFFICIENCY (%):	11-18 (61.1%)	3-11 (27.3%)
PUNTS/AVERAGE:	4-39.8	5-46.6
SACKS/YARDS:	2-10	3-15
FUMBLES/LOST:	1-0	1-1
POINTS OFF TURNOVERS:	10	0
AVG. DRIVE START:	OWN 34	OWN 25
TIME OF POSSESSION:	37:23	23:37

INDIVIDUAL TOP PERFORMERS



PASSING

Player	CMP	ATT	YDS	TD	INT	RT
Herbert	21	34	237	1	0	92.4
Nix	19	33	216	2	1	84.9

RUSHING

Player	ATT	YDS	AVG	LG	TD
J.Dobbins	25	96	3.8	20	1
D.Davis	2	14	7.0	10	0
B.Nix	6	61	10.2	21	0
J.Williams	6	23	3.8	13	0

RECEIVING

Player	REC	YDS	AVG	LG	TD
L.McConkey	4	43	10.8	15	0
W.Dissly	4	26	6.5	20	0
Q.Johnston	3	22	7.3	8	0
S.Fehoko	2	44	22.0	30	0
D.Vele	4	78	19.5	37	0
C.Sutton	4	53	13.3	20	1
J.Williams	3	15	4.3	10	0
T.Franklin	2	31	15.5	29	1

TACKLES (SOLO) - LAC: A.Gilman 10 (6), D.Perryman 6 (5), D.Henley 4 (2); **DEN:** B.Jones 12 (11), Z.Allen 8 (5), C.Barton 8 (1).

SACKS - LAC: A.Gilman 1-0, M.Fox 1-10; **DEN:** N.Bonitto 1-8, J.Strnad 1-0, Z.Allen 0.5-3.5, J.Cooper, 0.5-3.5.

INTERCEPTIONS - LAC: E.Molden 1-25-0; **DEN:** None.

STARTERS

WR.... L.McConkey	OLB.....K.Mack	WR.... T.Franklin	OLB..... N.Bonitto
TE..... H.Hurst	DL.....O.Ogbonnia	WR.... D.Vele	DE ... J.Franklin-Myers
LT..... R.Slater	DL.....O.Ogbonnia	LT G.Bolles	NT..... D.Jones
RG..... Z.Johnson	OLB...T.Tuipulotu	LG..... B.Powers	DE Z.Allen
C..... B.Bozeman	LB.....D.Henley	C..... A.Forsyth	ILB..... C.Barton
RG..... T.Pipkins	LB..... D.Perryman	RG..... Q.Meinerz	SLB..... J.Cooper
RT J.Alt	CB K.Fulton	RT M.Pearl	ILB..... J.Strnad
WR.... Q.Johnston	CB T.Still	WR.... C.Sutton	LCBP.Surtain
QB..... J.Herbert	CB C.Hart	TE..... A.Trautman	RCB..... R.Moss
FB S.Matlock	S..... A.Gilman	QB..... B.Nix	S..... B.Jones
RB..... J.Dobbins	S..... D.James	RB J.Williams	S..... P.Locke

WEEK 7 AT ARIZONA



CHARGERS 15 CARDINALS 17

Monday, Oct. 21, 2024

State Farm Stadium – Glendale, Ariz.



GAME STATISTICS

TEAM	1	2	3	4	OT	F
L.A. Chargers	0	6	3	6	—	15
Arizona	0	7	0	10	—	17

SCORING SUMMARY

Team	Q	Time	Play
Chargers	2	11:59	C.Dicker 59 yd. Field Goal
Cardinals	2	5:40	G.Dortch 5 yd. pass from K.Murray (C.Ryland kick)
Chargers	2	0:00	C.Dicker 50 yd. Field Goal
Chargers	3	0:40	C.Dicker 28 yd. Field Goal
Cardinals	4	14:14	K.Murray 44 yd. run (C.Ryland kick)
Chargers	4	12:09	C.Dicker 47 yd. Field Goal
Chargers	4	1:54	C.Dicker 40 yd. Field Goal
Cardinals	4	0:00	C.Ryland 32 yd. Field Goal

TEAM STATISTICS

	LAC	ARI
FIRST DOWNS:	20	22
TOTAL NET YARDS:	395	326
NET RUSHING YARDS:	59	181
NET PASSING YARDS:	336	145
PENALTIES/YARDS:	5-57	3-15
3RD DOWN EFFICIENCY (%):	6-14 (42.9%)	2-7 (28.6%)
PUNTS/AVERAGE:	2-37.5	4-44.5
SACKS/YARDS:	3-13	0-0
FUMBLES/LOST:	3-2	1-0
POINTS OFF TURNOVERS:	0	0
AVG. DRIVE START:	OWN 21	OWN 25
TIME OF POSSESSION:	34:14	25:46

INDIVIDUAL TOP PERFORMERS



PASSING

Player	CMP	ATT	YDS	TD	INT	RT
J.Herbert	27	39	349	0	0	97.1
K.Murray	14	26	145	1	1	67.0

RUSHING

Player	ATT	YDS	AVG	LG	TD
J.Dobbins	14	40	2.9	11	0
K.Videl	3	10	3.3	7	0
J.Conner	19	101	5.3	14	0
K.Murray	6	64	10.7	44	1

RECEIVING

Player	REC	YDS	AVG	LG	TD
W.Dissly	8	81	10.1	18	0
L.McConkey	5	46	9.2	21	0
J.Palmer	4	63	15.8	24	0
S.Fehoko	3	45	15.0	25	0
T.McBride	5	51	10.2	14	0
M.Harrison	3	21	7.0	10	0
J.Conner	2	51	25.5	33	0
Mi.Wilson	1	15	15.0	15	0

TACKLES (SOLO) - LAC: D.James 8 (5), C.Hart 7 (6), A.Gilman 5 (3); **ARI:** K.White 10 (3), M.Melton 9 (8), B.Baker 8 (4).

SACKS - LAC: None; **ARI:** N.Jones 1.0-8, D.Stills 1-1, B.Stille 1-4.

INTERCEPTIONS - LAC: T.Tart 1-4-0; **ARI:** None.

STARTERS

WR.... J. Palmer	OLB.....K.Mack	WR.... M.Harrison	NT.....R.Lopez
WR.... L.McConkey	DL.....P.Ford	TE..... T.McBride	DT..... L.Collier
WR.... S.Fehoko	DL.....O.Ogbonnia	LT P.Johnson	OLB...D.Gardeck
LT..... R.Slater	OLB...M.Fox	LG..... E.Brown	ILB.....K.White
LG..... Z.Johnson	OLB...T.Tuipulotu	C..... H.Froholdt	ILB..... Ma.Wilson
C..... B.Bozeman	LB.....D.Henley	RG..... T.Colon	OLB...Z.Collins
RG..... T.Pipkins	LB..... D.Perryman	RT K.Beachum	CB S.Thomas
RT J.Alt	CB C.Hart	TE..... T.Reiman	CB G.Williams
TE..... E.Tomlinson	CB T.Still	WR.... Mi.Wilson	CB ...S.Murphy-Bunting
QB..... J.Herbert	S..... D.James	QB..... K.Murray	S.....J.Thompson
RB..... J.Dobbins	S..... A.Gilman	RB J.Conner	S.....B.Baker

2024 GAME SUMMARIES

WEEK 8 vs. NEW ORLEANS



SAINTS 8 CHARGERS 26

Sunday, Oct. 27, 2024
SoFi Stadium – Inglewood, Calif.



GAME STATISTICS

TEAM	1	2	3	4	OT	F
New Orleans	2	3	3	0	—	8
L.A. Chargers	0	9	7	10	—	26

SCORING SUMMARY

Team	Q	Time	Play
Saints	1	10:20	J.Scott fumble forced by T.Hill out of bounds in end zone for a Safety
Chargers	2	14:55	C.Dicker 46 yd. Field Goal
Chargers	2	1:37	J.Dobbins 1 yd. run (kick failed, wl)
Saints	2	0:05	B.Grupe 40 yd. Field Goal
Chargers	3	8:48	L.McConkey 60 yd. pass from J.Herbert (C.Dicker kick)
Saints	3	1:05	B.Grupe 43 yd. Field Goal
Chargers	4	11:55	C.Dicker 29 yd. Field Goal
Chargers	4	3:22	L.McConkey 9 yd. pass from J.Herbert (C.Dicker kick)

TEAM STATISTICS

	NO	LAC
FIRST DOWNS:	15	19
TOTAL NET YARDS:	366	378
NET RUSHING YARDS:	117	122
NET PASSING YARDS:	249	256
PENALTIES/YARDS:	7-66	4-37
3RD DOWN EFFICIENCY (%):	2-16 (12.5%)	3-12 (25.0%)
PUNTS/AVERAGE:	9-48.6	6-57.3
SACKS/YARDS:	5-32	3-23
FUMBLES/LOST:	0-0	2-0
POINTS OFF TURNOVERS:	0	0
AVG. DRIVE START:	OWN 32	OWN 30
TIME OF POSSESSION:	28:52	31:08

INDIVIDUAL TOP PERFORMERS



PASSING

	CMP	ATT	YDS	TD	INT	RT		CMP	ATT	YDS	TD	INT	RT
J.Herbert	20	32	279	2	0	111.3	S.Rattler	12	24	156	0	0	70.8

RUSHING

	ATT	YDS	AVG	LG	TD		ATT	YDS	AVG	LG	TD
J.Dobbins	17	57	3.4	13	1	A.Kamara	10	67	6.7	24	0
J.Herbert	4	49	12.3	38	0	T.Hill	4	20	5.0	8	0

RECEIVING

	REC	YDS	AVG	LG	TD		REC	YDS	AVG	LG	TD
L.McConkey	6	111	18.5	60	2	C.Olave	8	107	13.4	28	0
W.Dissly	5	41	8.2	16	0	A.Kamara	6	55	9.2	37	0
J.Dobbins	4	11	2.8	15	0	J.Johnson	3	48	16.0	22	0
J.Palmer	2	72	36.0	45	0	T.Hill	2	21	10.5	14	0

TACKLES (SOLO) - LAC: D.Henley 10 (6), D.James 6 (4), C.Hart 5 (4);
NO: P.Werner 9 (7), D.Davis 9 (5), T.Mathieu 5 (0).

SACKS - LAC: B.Dupree 1-11, T.Tuipulotu 1-2, K.Mack 1-8, P.Ford 1-5, S.Matlock 1-6; **NO:** K.Saunders 1-10, A.Taylor 0.5-2.5, C.Young 0.5-2.5.

INTERCEPTIONS - LAC: None; **NO:** None.

STARTERS

WR.... S.Fehoko	OLB..... K.Mack	WR.... C.Olave	DT N.Shepherd
WR.... J.Palmer	DL..... O.Ogbonnia	LT T.Fuaga	DT..... B.Brese
WR.... L.McConkey	DL..... P.Ford	LG..... L.Patrick	DE ... C.Granderson
LT R.Slater	OLB... T.Tuipulotu	C..... C.McGovern	DE C.Jordan
LG..... Z.Johnson	LB..... D.Henley	RG..... C.Ruiz	MLB..... D.Davis
C..... B.Bozeman	LB... D.Perryman	RT T.Penning	LB..... P.Werner
RG..... T.Pipkins	CB K.Fulton	TE..... F.Moreau	DB J.Howden
RT J.Alt	CB T.Still	TE..... J.Johnson	FS T.Mathieu
TE..... W.Dissly	CB C.Hart	TE..... T.Hill	CB A.Taylor
QB.... J.Herbert	S..... A.Gilman	QB.... S.Rattler	CB ... K.McKinstry
RB.... J.Dobbins	S..... D.James	RB A.Kamara	CB ... M.Lattimore

WEEK 9 AT CLEVELAND



CHARGERS 27 BROWNS 10

Sunday, Nov. 3, 2024
Huntington Bank Field – Cleveland, Ohio



GAME STATISTICS

TEAM	1	2	3	4	OT	F
L.A. Chargers	7	13	0	7	—	27
Cleveland	0	3	0	7	—	10

SCORING SUMMARY

Team	Q	Time	Play
Chargers	1	6:49	J.Palmer 28 yd. pass from J.Herbert (C.Dicker kick)
Browns	2	9:30	D.Hopkins 38 yd. Field Goal
Chargers	2	8:01	Q.Johnston 66 yd. pass from J.Herbert (kick failed, wl)
Chargers	2	3:30	J.Dobbins 16 yd. run (C.Dicker kick)
Chargers	4	4:16	J.Dobbins 7 yd. run (C.Dicker kick)
Browns	4	0:44	C.Tillman 17 yd. pass from J.Winston (D.Hopkins kick)

TEAM STATISTICS

	LAC	CLE
FIRST DOWNS:	13	21
TOTAL NET YARDS:	342	292
NET RUSHING YARDS:	96	79
NET PASSING YARDS:	246	213
PENALTIES/YARDS:	5-35	4-25
3RD DOWN EFFICIENCY (%):	5-14 (35.7%)	6-17 (35.3%)
PUNTS/AVERAGE:	7-47.1	6-53.0
SACKS/YARDS:	6-22	6-36
FUMBLES/LOST:	0-0	1-0
POINTS OFF TURNOVERS:	0	0
AVG. DRIVE START:	OWN 31	OWN 32
TIME OF POSSESSION:	25:51	34:09

INDIVIDUAL TOP PERFORMERS



PASSING

	CMP	ATT	YDS	TD	INT	RT		CMP	ATT	YDS	TD	INT	RT
J.Herbert	18	27	282	2	0	125.8	J.Winston	26	46	235	1	3	50.5

RUSHING

	ATT	YDS	AVG	LG	TD		ATT	YDS	AVG	LG	TD
J.Dobbins	14	85	6.1	34	2	N.Chubb	15	39	2.6	11	0
K.Vidal	5	7	1.4	7	0	J.Winston	5	27	5.4	13	0

RECEIVING

	REC	YDS	AVG	LG	TD		REC	YDS	AVG	LG	TD
L.McConkey	5	64	12.8	20	0	J.Jeudy	7	73	10.4	13	0
Q.Johnston	4	118	29.5	66	1	C.Tillman	6	75	12.5	17	1
J.Palmer	2	63	31.5	28	1	D.Njoku	5	29	5.8	11	0
J.Dobbins	2	20	10.0	10	0	J.Akins	3	32	10.7	21	0

TACKLES (SOLO) - LAC: D.Henley 13 (8), D.James 7 (4), E.Molden 6 (2);
CLE: D.Bush 8 (6), G.Delpit 7 (5), M.Garrett 5 (4).

SACKS - LAC: T.Tuipulotu 2.5-3.5, M.Fox 2.0-11, K.Mack 1.0-7, C.Hart 0.5-0.5; **CLE:** M.Garret 3.0-16, D.Tomlinson 1.5-14, D.Bush 1.0-2, S.Harris 0.5-4.

INTERCEPTIONS - LAC: A.Gilman 1-18-0, T.Still 1-1-0, E.Molden 1-0-0; **CLE:** None.

STARTERS

WR.... Q.Johnston	OLB..... K.Mack	WR.... C.Tillman	DE M.Garrett
LT R.Slater	DL..... P.Ford	WR.... E.Moore	DT..... S.Harris
LG..... Z.Johnson	DL..... O.Ogbonnia	LT D.Jones	DT.... D.Tomlinson
C..... B.Bozeman	OLB... T.Tuipulotu	LG..... J.Bitonio	DE Z.Smith
RG..... T.Pipkins	LB..... D.Henley	C..... E.Pocic	LB D.Bush
RT J.Alt	LB... D.Perryman	RG.... W.Teller	LB..... M.Diabate
TE..... W.Dissly	CB D.James	RT J.Conklin	LB..... W.Reid
WR.... L.McConkey	S..... A.Gilman	TE..... D.Njoku	S..... G.Delpit
QB.... J.Herbert	CB C.Hart	WR.... J.Jeudy	S..... J.Thornhill
FB S.Matlock	CB E.Molden	QB.... J.Winston	CB D.Ward
RB.... J.Dobbins	CB T.Still	RB N.Chubb	CB M.Emeron

2024 GAME SUMMARIES

WEEK 10 vs. TENNESSEE



**TITANS 17
CHARGERS 27**

Sunday, Nov. 10, 2024
SoFi Stadium – Inglewood, Calif.



GAME STATISTICS

TEAM	1	2	3	4	OT	F
Tennessee	7	0	3	7	—	17
L.A. Chargers	3	10	7	7	—	27

SCORING SUMMARY

Team	Q	Time	Play
Chargers	1	8:08	C.Dicker 21 yd. Field Goal
Titans	1	4:25	C.Ridley 41 yd. pass from W.Lewis (N.Folk kick)
Chargers	2	12:07	C.Dicker 37 yd. Field Goal
Chargers	2	1:55	J.Herbert 4 yd. run (C.Dicker kick)
Titans	3	7:51	N.Folk 27 yd. Field Goal
Chargers	3	3:24	Q.Johnston 16 yd. pass from J.Herbert (C.Dicker kick)
Chargers	4	7:39	H.Haskins 1 yd. run (C.Dicker kick)
Titans	4	0:49	C.Ridley 15 yd. pass from W.Lewis (N.Folk kick)

TEAM STATISTICS

	TEN	LAC
FIRST DOWNS:	19	23
TOTAL NET YARDS:	289	309
NET RUSHING YARDS:	132	145
NET PASSING YARDS:	157	164
PENALTIES/YARDS:	9-68	5-30
3RD DOWN EFFICIENCY (%):	3-9 (33.3%)	4-10 (40.0%)
PUNTS/AVERAGE:	4-53.5	3-38.7
SACKS/YARDS:	0/0	7/18
FUMBLES/LOST:	1-0	0-0
POINTS OFF TURNOVERS:	0	0
AVG. DRIVE START:	OWN 31	OWN 30
TIME OF POSSESSION:	29:01	30:59

INDIVIDUAL TOP PERFORMERS



PASSING

J.Herbert	CMP	ATT	YDS	TD	INT	RT	W.Lewis	CMP	ATT	YDS	TD	INT	RT
J.Herbert	14	18	164	1	0	123.1	W.Lewis	18	23	175	2	0	127.4

RUSHING

G.Edwards	ATT	YDS	AVG	LG	TD	T.Spears	ATT	YDS	AVG	LG	TD
G.Edwards	10	55	5.5	11	0	T.Spears	7	47	6.7	19	0
J.Dobbins	15	50	3.3	12	0	T.Pollard	9	44	4.9	15	0

RECEIVING

W.Dissly	REC	YDS	AVG	LG	TD	C.Ridley	REC	YDS	AVG	LG	TD
W.Dissly	5	30	6.0	14	0	C.Ridley	5	84	16.8	41	2
J.Dobbins	3	5	1.7	4	0	T.Pollard	4	19	4.8	15	0
L.McConkey	2	52	26.0	37	0	N.Westbrook-Ikhine	3	31	10.3	13	0
Q.Johnston	2	24	12.0	16	1	T.Spears	3	4	1.3	6	0

TACKLES (SOLO) - LAC: D.Henley 13 (10), E.Molden 8 (4), B.Dupree 5 (4); **TEN:** J.Gibbens 15 (10), M.Brown 7 (5), K.Murray 6 (3).

SACKS - LAC: T.Tuipulotu 2-7, B.Dupree 2-1, P.Ford 1-7, J.Bosa 1-2, D.Henley 1-1; **TEN:** None.

INTERCEPTIONS - LAC: None; **TEN:** None.

STARTERS

WR ... Q.Johnston	OLB K.Mack	WR ... N.Westbrook-Ikhine	OLB A.Key
LT R.Slater	DL P.Ford	TE N.Vannett	NT T.Sweat
LG Z.Johnson	DL O.Ogbonnia	LT J.Latham	DT J.Simmons
C B.Bozeman	OLB .. T.Tuipulotu	LG P.Skoronski	OLB H.Landry
RG ... J.Salyer	LB ... D.Perryman	C D.Brunskill	ILB K.Murray
RT ... J.Alt	LB D.Henley	RG D.Radunz	LB J.Gibbens
WR ... J.Reagor	S D.James	RT L.Watson	CB R.McCrear
TE ... W.Dissly	S A.Gilman	WR ... C.Ridley	CB D.Baker
WR ... L.McConkey	CB C.Hart	WR ... T.Boyd	CB J.Brownlee
QB ... J.Herbert	CB E.Molden	QB ... W.Lewis	S A.Hooker
RB ... J.Dobbins	CB T.Still	RB ... T.Pollard	S M.Brown

WEEK 11 vs. CINCINNATI



**BENGALS 27
CHARGERS 34**

Sunday, Nov. 17, 2024
SoFi Stadium – Inglewood, Calif.



GAME STATISTICS

TEAM	1	2	3	4	OT	F
Cincinnati	3	3	14	7	—	27
L.A. Chargers	7	17	3	7	—	34

SCORING SUMMARY

Team	Q	Time	Play
Bengals	1	6:27	E.McPherson 26 yd. Field Goal
Chargers	1	3:34	W.Dissly 29 yd. pass from J.Herbert (C.Dicker kick)
Bengals	2	12:54	E.McPherson 27 yd. Field Goal
Chargers	2	11:02	Q.Johnston 26 yd. pass from J.Herbert (C.Dicker kick)
Chargers	2	4:35	J.Dobbins 1 yd. run (C.Dicker kick)
Chargers	2	0:00	C.Dicker 19 yd. Field Goal
Chargers	3	10:29	C.Dicker 53 yd. Field Goal
Bengals	3	5:27	J.Chase 4 yd. pass from J.Burrow (E.McPherson kick)
Bengals	3	2:53	T.Higgins 42 yd. pass from J.Burrow (E.McPherson kick)
Bengals	4	12:21	J.Chase 17 yd. pass from J.Burrow (E.McPherson kick)
Chargers	4	0:18	J.Dobbins 29 yd. run (C.Dicker kick)

TEAM STATISTICS

	CIN	LAC
FIRST DOWNS:	24	24
TOTAL NET YARDS:	452	435
NET RUSHING YARDS:	110	155
NET PASSING YARDS:	342	280
PENALTIES/YARDS:	8-56	5-50
3RD DOWN EFFICIENCY (%):	5-17 (29.4%)	3-11 (27.3%)
PUNTS/AVERAGE:	5-50.0	6-46.7
SACKS/YARDS:	2/17	3/14
FUMBLES/LOST:	0-0	1-1
POINTS OFF TURNOVERS:	7	0
AVG. DRIVE START:	OWN 29	OWN 29
TIME OF POSSESSION:	34:08	25:52

INDIVIDUAL TOP PERFORMERS



PASSING

J.Herbert	CMP	ATT	YDS	TD	INT	RT	J.Burrow	CMP	ATT	YDS	TD	INT	RT
J.Herbert	17	36	297	2	0	94.3	J.Burrow	28	50	356	3	0	98.4

RUSHING

J.Herbert	ATT	YDS	AVG	LG	TD	C.Brown	ATT	YDS	AVG	LG	TD
J.Herbert	5	65	13.0	30	0	C.Brown	22	86	3.9	27	0
J.Dobbins	11	56	5.1	29	2	J.Burrow	2	28	14.0	14	0

RECEIVING

L.McConkey	REC	YDS	AVG	LG	TD	T.Higgins	REC	YDS	AVG	LG	TD
L.McConkey	6	123	20.5	28	0	T.Higgins	9	148	16.4	42	1
W.Dissly	4	80	20.0	29	1	J.Chase	7	75	10.7	32	2
Q.Johnston	2	48	24.0	26	1	C.Brown	5	57	11.4	34	0
J.Palmer	2	23	11.5	12	0	A.Iosivas	3	46	15.3	27	0

TACKLES (SOLO) - LAC: D.Henley 11 (5), D.James 10 (7), A.Gilman 6 (4); **CIN:** G.Stone 9 (8), L.Wilson 8 (4), G.Pratt 8 (4).

SACKS - LAC: T.Tuipulotu 1.5-5, P.Ford 1-7, D.James 0.5-2; **CIN:** J.Ossai 1-12, T.Hendrickson 0.5-2.5, C.Taylor-Britt 0.5-2.5.

INTERCEPTIONS - LAC: None; **CIN:** None.

STARTERS

WR ... Q.Johnston	DL P.Ford	WR ... T.Higgins	DE S.Hubbard
TE T.Fisk	DL ... O.Ogbonnia	LT C.Ford	DT B.Hill
LT R.Slater	OLB .. T.Tuipulotu	LG ... C.Volson	DT K.Jenkins
LG ... Z.Johnson	OLB J.Bosa	C T.Karras	RDE ..T.Hendrickson
C B.Bozeman	LB ... D.Perryman	RG ... A.Cappa	LB L.Wilson
RG ... J.Pipkins	LB D.Henley	RT ... A.Mims	LB G.Pratt
RT ... J.Alt	CB C.Hart	WR ... J.Chase	NCB M.Hilton
WR ... L.McConkey	CB E.Molden	TE ... D.Sample	CB ..C.Taylor-Britt
WR ... J.Palmer	CB K.Fulton	TE ... M.Gesicki	CB D.Turner
QB ... J.Herbert	QB D.James	QB ... J.Burrow	S G.Stone
RB ... G.Edwards	S A.Gilman	HB ... C.Brown	S V.Bell

2024 GAME SUMMARIES

WEEK 12 vs. BALTIMORE



**RAVENS 30
CHARGERS 23**

Monday, Nov. 25, 2024
SoFi Stadium – Inglewood, Calif.



GAME STATISTICS

TEAM	1	2	3	4	OT	F
Baltimore	0	14	3	13	—	30
L.A. Chargers	7	6	3	7	—	23

SCORING SUMMARY

Team	Q	Time	Play
Chargers	1	9:45	J.Herbert 5 yd. run (C.Dicker kick)
Chargers	2	11:26	C.Dicker 42 yd. Field Goal
Ravens	2	7:48	L.Jackson 10 yd. run (J.Tucker kick)
Ravens	2	0:24	R.Bateman 40 yd. pass from L.Jackson (J.Tucker kick)
Chargers	2	0:00	C.Dicker 52 yd. Field Goal
Ravens	3	9:29	J.Tucker 45 yd. Field Goal
Chargers	3	4:08	C.Dicker 52 yd. Field Goal
Ravens	4	12:32	M.Andrews 6 yd. pass from L.Jackson (pass failed)
Ravens	4	7:24	J.Hill 51 yd. run (J.Tucker kick)
Chargers	4	0:46	G.Edwards 1 yd. run (C.Dicker kick)

TEAM STATISTICS

	BAL	LAC
FIRST DOWNS:	19	19
TOTAL NET YARDS:	389	285
NET RUSHING YARDS:	212	83
NET PASSING YARDS:	177	202
PENALTIES/YARDS:	9-102	7-62
3RD DOWN EFFICIENCY (%):	8-15 (53.3%)	5-14 (35.7%)
PUNTS/AVERAGE:	3-54.3	4-41.3
SACKS/YARDS:	4-16	1-0
FUMBLES/LOST:	0-0	1-0
POINTS OFF TURNOVERS:	0	0
AVG. DRIVE START:	OWN 26	OWN 31
TIME OF POSSESSION:	30:57	29:03

INDIVIDUAL TOP PERFORMERS



PASSING

	CMP	ATT	YDS	TD	INT	RT
J.Herbert	21	36	218	0	0	75.9
L.Jackson	16	22	177	2	0	126.4

RUSHING

	ATT	YDS	AVG	LG	TD
J.Dobbins	6	40	6.7	17	0
J.Herbert	4	29	7.3	12	1
D.Henry	24	140	5.8	27	0
J.Hill	4	55	13.8	51	1

RECEIVING

	REC	YDS	AVG	LG	TD
L.McConkey	6	83	13.8	19	0
W.Dissly	4	47	11.8	18	0
J.Palmer	3	38	12.7	17	0
J.Dobbins	3	19	6.3	11	0
Z.Flowers	5	62	12.4	25	0
M.Andrews	5	44	8.8	16	1
R.Bateman	2	43	21.5	40	1
J.Hill	2	7	3.5	9	0

TACKLES (SOLO) - LAC: D.Henley 10 (4), N.Niemann 8 (4), T.Still 7 (4); **BAL:** M.Harrison 12 (6), N.Wiggins 6 (6), A.Washington 4 (4).

SACKS - LAC: D.James Jr. 1-0; **BAL:** K.Van Noy 1-8, B.Stephens 1-4, O.Oweh 1-3, J.Tupou 1-1.

INTERCEPTIONS - LAC: None; **BAL:** None.

STARTERS

TE..... T.Fisk	OLB..... K.Mack	TE..... M.Andrews	OLB... T.Robinson
LT..... R.Slater	DL..... O.Ogbonnia	LT..... R.Stanley	DT... N.Madubuike
LG..... Z.Johnson	DL..... P.Ford	LG..... P.Mekari	DT..... T.Jones
C..... B.Bozeman	OLB..... J.Bosa	C..... T.Linderbaum	DL... B.Washington
RG..... T.Pipkins	LB..... D.Henley	RG..... D.Faalele	WLB... T.Simpson
RT..... J.Alt	LB..... T.Dye	RT..... R.Rosengarten	LB..... K.Welch
WR... J.Palmer	CB..... E.Molden	TE..... I.Likely	LB..... M.Harrison
WR... Q.Johnston	CB..... K.Fulton	WR.... R.Bateman	CB.... B.Stephens
QB.... J.Herbert	CB..... T.Still	WR.... Z.Flowers	CB... M.Humphrey
FB... S.Matlock	QB..... D.James	QB.... L.Jackson	S... A.Washington
RB.... J.Dobbins	S..... A.Gilman	RB.... D.Henry	S..... K.Hamilton

WEEK 13 AT ATLANTA



**CHARGERS 17
FALCONS 13**

Sunday, Dec. 1, 2024
Mercedes-Benz Stadium – Atlanta, Ga.



GAME STATISTICS

TEAM	1	2	3	4	OT	F
L.A. Chargers	3	6	8	0	—	17
Atlanta	7	0	6	0	—	13

SCORING SUMMARY

Team	Q	Time	Play
Falcons	1	3:59	B.Robinson 2 yd. run (Y.Koo kick)
Chargers	1	1:39	C.Dicker 45 yd. Field Goal
Chargers	2	11:08	C.Dicker 51 yd. Field Goal
Chargers	2	0:58	C.Dicker 34 yd. Field Goal
Falcons	3	7:23	Y.Koo 41 yd. Field Goal
Chargers	3	1:39	T.Still 61 yd. interception return (J.Herbert-J.Palmer pass)
Falcons	3	0:03	Y.Koo 26 yd. Field Goal

TEAM STATISTICS

	LAC	ATL
FIRST DOWNS:	10	24
TOTAL NET YARDS:	187	350
NET RUSHING YARDS:	56	116
NET PASSING YARDS:	131	234
PENALTIES/YARDS:	7-33	2-10
3RD DOWN EFFICIENCY (%):	3-11 (27.3%)	3-14 (21.4%)
PUNTS/AVERAGE:	3-48.7	2-41.0
SACKS/YARDS:	1-11	5/19
FUMBLES/LOST:	2-1	1-0
POINTS OFF TURNOVERS:	10	7
AVG. DRIVE START:	OWN 26	OWN 33
TIME OF POSSESSION:	24:05	35:55

INDIVIDUAL TOP PERFORMERS



PASSING

	CMP	ATT	YDS	TD	INT	RT
J.Herbert	16	23	147	0	0	86.7
K.Cousins	24	39	245	0	4	40.0

RUSHING

	ATT	YDS	AVG	LG	TD
G.Edwards	6	32	5.3	12	0
K.Vidal	4	20	5.0	16	0
B.Robinson	26	102	3.9	15	1
T.Allgeier	8	16	2.0	4	0

RECEIVING

	REC	YDS	AVG	LG	TD
L.McConkey	9	117	13.0	48	0
Q.Johnston	2	12	6.0	8	0
J.Palmer	1	11	11.0	11	0
S.Smartt	1	3	3.0	3	0
D.London	9	86	9.6	17	0
B.Robinson	6	33	5.5	11	0
R.McCloud	4	95	23.8	60	0
D.Mooney	3	20	6.7	11	0

TACKLES (SOLO) - LAC: T.Dye 14 (7), D.James 10 (5), D.Henley 10 (3); **ATL:** K.Elliss 5 (3), C.Phillips 4 (3), D.Alford 4 (3).

SACKS - LAC: T.Tart 1.0-11; **ATL:** A.Ebiketie 2.0-2, K.Elliss 1-9, K.Street 1-7, D.Onyemata 1-1.

INTERCEPTIONS - LAC: T.Still 2-66-1, D.James 1-2-0, M.Maye 1-0-0; **ATL:** None.

STARTERS

WR... L.McConkey	OLB..... K.Mack	TE..... K.Pitts	OLB..... M.Judon
TE..... T.Fisk	DL..... P.Ford	LT..... Ja.Matthews	DL... D.Onyemata
LT..... R.Slater	DL..... O.Ogbonnia	LG..... M.Bergeron	DL..... E.Goldman
LG..... Z.Johnson	OLB..... J.Bosa	C..... D.Dalman	DL..... G.Jarrett
C..... B.Bozeman	LB..... T.Dye	RG..... C.Lindstrom	OLB.... L.Carter
RG..... T.Pipkins	LB..... D.Henley	RT.... K.McGary	ILB... N.Landman
RT..... J.Alt	CB..... K.Fulton	WR... D.London	ILB.... K.Elliss
WR... D.Davis	CB..... E.Molden	WR.... R.McCloud	CB.... A.Terrell
QB.... J.Herbert	CB..... T.Still	WR.... D.Mooney	CB.... C.Phillips
FB... S.Matlock	S..... D.James	QB.... K.Cousins	S..... J.Bates
RB.... G.Edwards	S..... T.Jefferson	RB.... B.Robinson	S..... J.Simmons

2024 GAME SUMMARIES

WEEK 14 AT KANSAS CITY



CHARGERS 17 CHIEFS 19

Sunday, Dec. 8, 2024

GEHA Field at Arrowhead Stadium – Kansas City, Mo.



GAME STATISTICS

TEAM	1	2	3	4	OT	F
L.A. Chargers	0	0	14	3	—	17
Kansas City	3	10	0	6	—	19

SCORING SUMMARY

Team	Q	Time	Play
Chiefs	1	10:05	M.Wright 47 yd. Field Goal
Chiefs	2	7:47	M.Wright 33 yd. Field Goal
Chiefs	2	0:47	D.Hopkins 9 yd. pass from P.Mahomes (M.Wright kick)
Chargers	3	7:12	G.Edwards 3 yd. run (C.Dicker kick)
Chargers	3	3:30	Q.Johnston 4 yd. pass from J.Herbert (C.Dicker kick)
Chiefs	4	13:04	M.Wright 50 yd. Field Goal
Chargers	4	4:35	C.Dicker 37 yd. Field Goal
Chiefs	4	0:00	M.Wright 31 yd. Field Goal

TEAM STATISTICS

	LAC	KC
FIRST DOWNS:	20	20
TOTAL NET YARDS:	288	298
NET RUSHING YARDS:	94	96
NET PASSING YARDS:	194	202
PENALTIES/YARDS:	7-50	8-98
3RD DOWN EFFICIENCY (%):	6-16 (46.2%)	8-15 (53.3%)
PUNTS/AVERAGE:	5-42.6	4-51.8
SACKS/YARDS:	3/8	3/19
FUMBLES/LOST:	1-0	0-0
POINTS OFF TURNOVERS:	0	0
AVG. DRIVE START:	OWN 24	OWN 24
TIME OF POSSESSION:	30:53	29:07

INDIVIDUAL TOP PERFORMERS



PASSING

	CMP	ATT	YDS	TD	INT	RT
J.Herbert	21	30	213	1	0	101.1
P.Mahomes	24	37	210	1	0	88.8

RUSHING

	ATT	YDS	AVG	LG	TD
G.Edwards	10	36	3.6	10	1
K.Vidal	8	34	4.3	8	0
I.Pacheco	14	55	3.9	9	0
P.Mahomes	4	17	4.3	10	0

RECEIVING

	REC	YDS	AVG	LG	TD
J.Palmer	6	78	13.0	38	0
Q.Johnston	5	48	9.6	21	1
S.Smartt	3	54	18.0	24	0
W.Dissly	2	19	9.5	15	0
T.Kelce	5	45	9.0	13	0
X.Worthy	5	41	8.2	14	0
D.Hopkins	4	32	8.0	10	1
N.Gray	4	26	6.5	8	0

TACKLES (SOLO) - LAC: D.Henley 8 (6), T.Still 6 (6), T.Dye 6 (4); **KC:** C.Conner 8 (6), D.Tranquill 7 (4), N.Bolton 5 (5).

SACKS - LAC: D.James 1-6, J.Bosa 1-7, K.Mack 0.5-1, T.Tuipulotu 0.5-1; **KC:** T.Wharton 2-11, N.Bolton 1-8.

INTERCEPTIONS - LAC: None; **KC:** None.

STARTERS

WR.....J.Palmer	OLB.....K.Mack	WR.....D.Hopkins	DE.....G.Karlaftis
TE.....T.Fisk	DL.....P.Ford	TE.....N.Gray	DT.....C.Jones
LT.....R.Slater	DL.....O.Ogbonnia	LT.....D.Humphries	DT.....M.Pennel
LG.....Z.Johnson	OLB.....J.Bosa	LG.....J.Thuney	DE.....M.Danna
C.....B.Bozeman	LB.....T.Dye	C.....C.Humphrey	LB.....N.Bolton
RG.....T.Pipkins	LB.....D.Henley	RG.....T.Smith	LB.....D.Tranquill
RT.....J.Alt	CB.....K.Fulton	RT.....J.Taylor	LB.....L.Chenail
WR.....J.Reagor	CB.....T.Still	TE.....T.Kelce	CB.....T.McDuffie
QB.....J.Herbert	S.....D.James	WR.....X.Worthy	CB.....J.Williams
FB.....S.Matlock	S.....E.Molden	QB.....P.Mahomes	S.....J.Reid
RB.....G.Edwards	S.....M.Maye	RB.....I.Pacheco	S.....B.Cook

WEEK 15 vs. TAMPA BAY



BUCCANEERS 40 CHARGERS 17

Sunday, Dec. 15, 2024

SoFi Stadium – Inglewood, Calif.



GAME STATISTICS

TEAM	1	2	3	4	OT	F
Tampa Bay	7	6	17	10	—	40
L.A. Chargers	7	10	0	0	—	17

SCORING SUMMARY

Team	Q	Time	Play
Buccaneers	1	11:14	J.McMillan 26 yd. pass from B.Mayfield (C.McLaughlin kick)
Chargers	1	6:18	L.McConkey 7 yd. pass from J.Herbert (C.Dicker kick)
Buccaneers	2	13:41	C.McLaughlin 22 yd. Field Goal
Chargers	2	8:47	C.Dicker 41 yd. Field Goal
Chargers	2	7:12	Q.Johnston 13 yd. pass from J.Herbert (C.Dicker kick)
Buccaneers	2	0:33	C.McLaughlin 37 yd. Field Goal
Buccaneers	3	10:23	M.Evans 57 yd. pass from B.Mayfield (C.McLaughlin kick)
Buccaneers	3	5:06	C.McLaughlin 42 yd. Field Goal
Buccaneers	3	1:36	M.Evans 35 yd. pass from B.Mayfield (C.McLaughlin kick)
Buccaneers	4	7:37	R.White 11 yd. pass from B.Mayfield (C.McLaughlin kick)
Buccaneers	4	2:51	C.McLaughlin 43 yd. Field Goal

TEAM STATISTICS

	TB	LAC
FIRST DOWNS:	24	14
TOTAL NET YARDS:	506	206
NET RUSHING YARDS:	223	32
NET PASSING YARDS:	283	174
PENALTIES/YARDS:	8-83	7-60
3RD DOWN EFFICIENCY (%):	9-15 (60.0%)	0-6 (0.0%)
PUNTS/AVERAGE:	0-0.0	3-47.0
SACKS/YARDS:	3/25	1/5
FUMBLES/LOST:	1-1	2-1
POINTS OFF TURNOVERS:	7	7
AVG. DRIVE START:	OWN 36	OWN 33
TIME OF POSSESSION:	36:48	23:12

INDIVIDUAL TOP PERFORMERS



PASSING

	CMP	ATT	YDS	TD	INT	RT
J.Herbert	21	33	195	2	1	87.3
B.Mayfield	22	27	288	4	1	135.3

RUSHING

	ATT	YDS	AVG	LG	TD
G.Edwards	8	23	2.9	8	0
K.Vidal	3	9	3.0	7	0
B.Irving	15	117	7.8	54	0
R.White	15	64	4.3	11	0

RECEIVING

	REC	YDS	AVG	LG	TD
L.McConkey	5	58	11.6	20	1
S.Smartt	5	50	10.0	31	0
Q.Johnston	5	45	9.0	13	1
D.Chark	2	16	8.0	12	0
M.Evans	9	159	17.7	57	2
J.McMillan	5	75	15.0	26	1
C.Otton	2	24	12.0	13	0
R.White	2	17	8.5	11	1

TACKLES (SOLO) - LAC: E.Molden 9 (7), T.Dye 9 (5), D.Henley 9 (3); **TB:** L.David 12 (8), J.Tryon 5 (4), Z.McCollum 4 (4).

SACKS - LAC: T.Dye 1-5; **TB:** L.David 1.5-15.5, L.Hall 1.5-9.5.

INTERCEPTIONS - LAC: T.Still 1-18-0; **TB:** J.Dean 1-0-0.

STARTERS

WR.....Q.Johnston	OLB.....K.Mack	WR.....M.Evans	OLB.....A.Nelson
WR.....L.Shenault	DL.....P.Ford	LT.....T.Wirfs	DL.....C.Kancey
LT.....R.Slater	DL.....O.Ogbonnia	LG.....B.Bredeson	NT.....V.Vea
LG.....Z.Johnson	OLB.....J.Bosa	C.....G.Barton	DL.....L.Hall
C.....B.Bozeman	LB.....T.Dye	RG.....C.Mauch	OLB.....Y.Diaby
RG.....T.Pipkins	LB.....D.Henley	RT.....L.Goedeke	LB.....L.David
RT.....J.Alt	CB.....K.Fulton	WR.....J.McMillan	CB.....J.Dean
TE.....S.Smartt	CB.....T.Still	WR.....S.Shepard	CB.....Z.McCollum
WR.....L.McConkey	S.....D.James	QB.....B.Mayfield	S.....C.Izien
QB.....J.Herbert	S.....E.Molden	TE.....C.Otton	S.....K.Merriweather
RB.....G.Edwards	S.....T.Jefferson	RB.....R.White	S.....T.Smith

2024 GAME SUMMARIES

WEEK 16 vs. DENVER



**BRONCOS 27
CHARGERS 34**

Thursday, Dec. 19, 2024
SoFi Stadium – Inglewood, Calif.



GAME STATISTICS

TEAM	1	2	3	4	OT	F
Denver	7	14	3	3	—	27
L.A. Chargers	7	6	6	15	—	34

SCORING SUMMARY

Team	Q	Time	Play
Broncos	1	7:34	A.Estime 3 yd. run (W.Lutz kick)
Chargers	1	3:09	G.Edwards 1 yd. run (C.Dicker kick)
Broncos	2	12:17	M.Burton 1 yd. pass from B.Nix (W.Lutz kick)
Chargers	2	8:50	C.Dicker 37 yd. Field Goal
Broncos	2	6:22	D.Vele 6 yd. pass from B.Nix (W.Lutz kick)
Chargers	2	0:00	C.Dicker 57 yd. Field Goal
Broncos	3	8:31	W.Lutz 41 yd. Field Goal (11-47, 6:29) 24 13
Chargers	3	2:58	G.Edwards 5 yd. run (run failed) (10-70, 5:33)
Chargers	4	12:23	D.Davis 19 yd. pass from J.Herbert (J.Herbert-J.Palmer pass)
Chargers	4	2:27	H.Haskins 34 yd. pass from J.Herbert (C.Dicker kick)
Broncos	4	0:57	W.Lutz 55 yd. Field Goal

TEAM STATISTICS

	DEN	LAC
FIRST DOWNS:	22	23
TOTAL NET YARDS:	355	380
NET RUSHING YARDS:	110	117
NET PASSING YARDS:	245	263
PENALTIES/YARDS:	7-61	2-8
3RD DOWN EFFICIENCY (%):	5-13 (38.5%)	6-12 (50.0%)
PUNTS/AVERAGE:	5-45.6	3-41.7
SACKS/YARDS:	2-21	2-18
FUMBLES/LOST:	1-0	1-0
POINTS OFF TURNOVERS:	0	0
AVG. DRIVE START:	OWN 29	OWN 29
TIME OF POSSESSION:	32:23	27:37

INDIVIDUAL TOP PERFORMERS



PASSING

	CMP	ATT	YDS	TD	INT	RT		CMP	ATT	YDS	TD	INT	RT
J.Herbert	23	31	284	2	1	110.1	B.Nix	29	40	263	2	0	106.6

RUSHING

	ATT	YDS	AVG	LG	TD		ATT	YDS	AVG	LG	TD
G.Edwards	14	68	4.9	43	2	A.Estime	9	48	5.3	9	1
J.Herbert	8	28	3.5	18	0	B.Nix	3	25	8.3	15	0

RECEIVING

	REC	YDS	AVG	LG	TD		REC	YDS	AVG	LG	TD
L.McConkey	6	87	14.5	27	0	D.Vele	7	29	4.1	12	0
J.Palmer	3	41	13.7	24	0	C.Sutton	5	50	10.0	18	0
S.Smartt	3	37	12.3	19	0	M.Mims	3	62	20.7	53	0
Q.Johnston	3	18	6.0	6	0	L.Krull	3	21	7.0	10	0

TACKLES (SOLO) – LAC: D.Henley 10 (7), T.Jefferson 7 (4), K.Fulton 6 (6); **DEN:** B.Jones 10 (7), C.Barton 7 (5), P.Locke 6 (2).

SACKS – LAC: J.Bosa 1-8, B.Dupree 1-8; **DEN:** D.Tillman 1-10, D.Sanders 1-11.

INTERCEPTIONS – LAC: None; **DEN:** K.Abrams-Drain, 1-17-0.

STARTERS

WR..... J.Palmer	DL..... P.Ford	WR..... D.Vele	DT..... D.Jones
LT..... R.Slater	DL..... O.Ogbonnia	LT..... G.Bolles	DT..... J.Franklin-Myers
LG..... Z.Johnson	DL..... M.Fox	LG..... B.Powers	DE..... S.Allen
C..... B.Bozeman	OLB..... K.Mack	C..... L.Wattenberg	OLB..... N.Bonitto
RG..... T.Pipkins	LB..... D.Perryman	RG..... Q.Meinerz	SLB..... J.Cooper
RT..... J.Alt	LB..... D.Henley	RT..... M.McGlinchey	ILB..... J.Strnad
TE..... S.Smartt	OLB... T.Tuipulotu	OL..... M.Pearl	ILB..... C.Barton
WR..... L.McConkey	CB..... K.Fulton	TE..... A.Trautman	LCB..... P.Surtain
QB..... J.Herbert	CB..... T.Still	QB..... B.Nix	CB..... D.Mathis
RB..... G.Edwards	S..... D.James	TE..... N.Adkins	S..... B.Jones
FB..... S.Matlock	S..... T.Jefferson	RB..... A.Estime	S..... P.Locke

WEEK 17 AT NEW ENGLAND



**CHARGERS 40
PATRIOTS 7**

Saturday, Dec. 28, 2024
Gillette Stadium – Foxborough, Mass.



GAME STATISTICS

TEAM	1	2	3	4	OT	F
L.A. Chargers	7	13	10	10	—	40
New England	0	7	0	0	—	7

SCORING SUMMARY

Team	Q	Time	Play
Chargers	1	3:21	D.Davis 23 yd. pass from J.Herbert (C.Dicker kick)
Chargers	2	10:15	C.Dicker 27 yd. Field Goal
Chargers	2	2:55	L.McConkey 6 yd. pass from J.Herbert (C.Dicker kick)
Patriots	2	1:24	D.Douglas 36 yd. pass from D.Maye (J.Slye kick)
Chargers	2	0:02	C.Dicker 38 yd. Field Goal
Chargers	3	7:37	L.McConkey 40 yd. pass from J.Herbert (C.Dicker kick)
Chargers	3	5:43	C.Dicker 41 yd. Field Goal
Chargers	4	11:58	J.Dobbins 2 yd. run (C.Dicker kick)
Chargers	4	3:47	C.Dicker 35 yd. Field Goal

TEAM STATISTICS

	LAC	NE
FIRST DOWNS:	29	11
TOTAL NET YARDS:	428	181
NET RUSHING YARDS:	147	96
NET PASSING YARDS:	281	85
PENALTIES/YARDS:	6-54	7-60
3RD DOWN EFFICIENCY (%):	10-17 (58.8%)	2-10 (20.0%)
PUNTS/AVERAGE:	2-46.0	4-55.0
SACKS/YARDS:	4/30	0/0
FUMBLES/LOST:	0-0	1-1
POINTS OFF TURNOVERS:	7	0
AVG. DRIVE START:	OWN 34	OWN 29
TIME OF POSSESSION:	40:34	19:26

INDIVIDUAL TOP PERFORMERS



PASSING

	CMP	ATT	YDS	TD	INT	RT		CMP	ATT	YDS	TD	INT	RT
J.Herbert	26	38	281	3	0	116.2	D.Maye	12	22	117	1	0	84.8

RUSHING

	ATT	YDS	AVG	LG	TD		ATT	YDS	AVG	LG	TD
J.Dobbins	19	76	4.0	13	1	A.Gibson	12	63	5.3	20	0
H.Haskins	8	30	3.8	8	0	D.Maye	6	32	5.3	12	0

RECEIVING

	REC	YDS	AVG	LG	TD		REC	YDS	AVG	LG	TD
L.McConkey	8	94	11.8	40	2	D.Douglas	4	46	11.5	36	1
Q.Johnston	5	48	9.6	19	0	K.Boutte	4	28	7.0	9	0
J.Palmer	4	41	10.3	19	0	A.Hooper	3	19	6.3	9	0
D.Davis	2	29	14.5	23	1	K.Bourne	2	22	11.0	18	0

TACKLES (SOLO) – LAC: K.Fulotn 5 (5), T.Dye 5 (4), T.Still 4 (4); **NE:** J.Tavai 10 (5), K.Dugger 9 (6), D.Godchaux 8 (3).

SACKS – LAC: D.James 2-21, K.Mack 1-7, T.Tuipulotu 1-2; **NE:** None.

INTERCEPTIONS – LAC: None; **NE:** None.

STARTERS

WR..... L.McConkey	OLB..... K.Mack	TE..... H.Henry	OLB.. A.Jennings
TE..... T.Fisk	DL..... O.Ogbonnia	WR..... D.Douglas	DT..... J.Pharms
LT..... R.Slater	DL..... P.Ford	LT..... V.Lowe	DT.... D.Godchaux
LG..... Z.Johnson	OLB..... J.Bosa	LG..... L.Robinson	DT..... D.Ekual
C..... B.Bozeman	LB..... T.Dye	C..... C.Strange	DE..... D.Wise
RG..... J.Salyer	LB..... D.Henley	RG..... M.Onwenu	LB..... J.Tavai
RT..... J.Alt	CB..... K.Fulton	RT..... D.Jacobs	LB..... S.Takitaki
WR..... Q.Johnston	CB..... T.Still	WR..... K.Bourne	CB.... C.Gonzalez
QB..... J.Herbert	S..... D.James	WR..... K.Boutte	CB..... A.Austin
FB..... S.Matlock	S..... E.Molden	QB..... D.Maye	S..... K.Dugger
RB..... J.Dobbins	S..... T.Jefferson	RB..... R.Stevenson	S..... M.Mapu

2024 GAME SUMMARIES

WEEK 18 AT LAS VEGAS



**CHARGERS 34
RAIDERS 20**

Sunday, Jan. 5, 2025
Allegiant Stadium – Las Vegas, Nev.



GAME STATISTICS

TEAM	1	2	3	4	OT	F
L.A. Chargers	3	14	3	14	—	34
Las Vegas	3	7	3	7	—	20

SCORING SUMMARY

Team	Q	Time	Play
Raiders	1	2:46	D.Carlson 40 yd. Field Goal
Chargers	1	0:11	C.Dicker 33 yd. Field Goal
Raiders	2	13:04	J.Meyers 25 yd. pass from A.O'Connell
Chargers	2	5:28	C.Dicker 32 yd. Field Goal
Chargers	2	1:05	C.Dicker 49 yd. Field Goal
Chargers	2	0:10	D.Chark 6 yd. pass from J.Herbert (J.Herbert-L.McConkey pass)
Chargers	3	7:10	C.Dicker 20 yd. Field Goal (13-69, 7:50) 20 10
Raiders	3	2:15	D.Carlson 47 yd. Field Goal
Chargers	4	13:32	W.Dissly 2 yd. pass from J.Herbert (C.Dicker kick)
Chargers	4	3:38	H.Haskins 2 yd. run (C.Dicker kick)
Raiders	4	0:25	B.Bowers 12 yd. pass from A.O'Connell (D.Carlson kick)

TEAM STATISTICS

	LAC	LV
FIRST DOWNS:	26	16
TOTAL NET YARDS:	473	264
NET RUSHING YARDS:	137	39
NET PASSING YARDS:	336	225
PENALTIES/YARDS:	7-40	3-28
3RD DOWN EFFICIENCY (%):	7-14 (50.0%)	2-9 (22.2%)
PUNTS/AVERAGE:	1-47.0	3-60.0
SACKS/YARDS:	0-0	1-10
FUMBLES/LOST:	1-0	0-0
POINTS OFF TURNOVERS:	7	0
AVG. DRIVE START:	OWN 32	OWN 31
TIME OF POSSESSION:	38:58	21:02

INDIVIDUAL TOP PERFORMERS



PASSING

	CMP	ATT	YDS	TD	INT	RT
J.Herbert	28	36	346	2	0	125.2
A.O'Connell	24	34	214	2	1	94.5

RUSHING

	ATT	YDS	AVG	LG	TD
J.Dobbins	18	63	3.5	10	0
J.Herbert	4	42	10.5	41	0
A.Mattison	6	20	3.3	11	0
A.O'Connell	4	13	3.3	9	0

RECEIVING

	REC	YDS	AVG	LG	TD
Q.Johnston	13	186	14.3	39	0
L.McConkey	5	95	19.0	47	0
W.Dissly	5	42	8.4	15	1
J.Dobbins	3	12	4.0	9	0
J.Meyers	9	123	13.7	25	1
B.Bowers	4	50	12.5	21	1
M.Mayer	4	21	5.3	11	0
A.Mattison	4	11	2.8	6	0

TACKLES (SOLO) - LAC: T.Still 7 (5), T.Dye 5 (3), D.Henley 5 (2);
LV: R.Spillane 16 (6), D.Richardson 10 (5), I.Pola-Mao 8 (4).

SACKS - LAC: None; **LV:** A.Butler 1-10.

INTERCEPTIONS - LAC: D.Henley 1-4-0; **LV:** None.

STARTERS

WR.....L.McConkey	OLB.....K.Mack	TE.....H.Bryant	DE.....C.Snowden
WR.....Q.Johnston	DL.....O.Ogbonnia	TE.....M.Mayer	DT.....A.Butler
LT.....J.Alt	DL.....P.Ford	LT.....K.Miller	DT.....J.Jenkins
LG.....Z.Johnson	DL.....M.Fox	LG.....J.Powers-Johnson	DT.....J.Laulu
C.....B.Bozeman	OLB...T.Tuipulotu	C.....A.James	OLB.....D.Deablo
RG.....J.Salyer	LB.....D.Henley	RG.....D.Parham	MLB.....R.Spillane
RT.....T.Pipkins	LB.....J.Colson	RT.....D.Glaze	CB.....D.Richardson
TE.....W.Dissly	CB.....K.Fulton	TE.....B.Bowers	CB.....J.Jones
QB.....J.Herbert	CB.....T.Still	WR.....J.Meyers	S.....T.Harper
FB.....S.Matlock	S.....A.Gilman	QB.....A.O'Connell	S.....T.Moehrig
RB.....J.Dobbins	S.....D.James	RB.....A.Mattison	S.....I.Pola-Mao

AFC WILD CARD AT HOUSTON



**CHARGERS 12
TEXANS 32**

Saturday, Jan. 11, 2025
NRG Stadium – Houston, Texas



GAME STATISTICS

TEAM	1	2	3	4	OT	F
L.A. Chargers	6	0	0	6	—	12
Houston	0	10	10	12	—	32

SCORING SUMMARY

Team	Q	Time	Play
Chargers	1	9:37	C.Dicker 35 yd. Field Goal
Chargers	1	6:35	C.Dicker 39 yd. Field Goal
Texans	2	0:58	N.Collins 13 yd. pass from C.Stroud (K.Fairbairn kick)
Texans	2	0:03	K.Fairbairn 41 yd. Field Goal
Texans	3	4:48	K.Fairbairn 37 yd. Field Goal
Texans	3	0:13	E.Murray 38 yd. interception return
Texans	4	12:00	K.Fairbairn 30 yd. Field Goal
Chargers	4	10:38	L.McConkey 86 yd. pass from J.Herbert
Texans	4	10:38	D.Ross defensive two point conversion
Texans	4	3:42	J.Mixon 17 yd. run (K.Fairbairn kick)

TEAM STATISTICS

	LAC	HOU
FIRST DOWNS:	15	20
TOTAL NET YARDS:	261	429
NET RUSHING YARDS:	50	168
NET PASSING YARDS:	211	261
PENALTIES/YARDS:	2-10	8-86
3RD DOWN EFFICIENCY (%):	3-11 (27.3%)	5-14 (35.7%)
PUNTS/AVERAGE:	5-44.2	4-45.8
SACKS/YARDS:	3/21	4/31
FUMBLES/LOST:	1-0	3-2
POINTS OFF TURNOVERS:	3	10
AVG. DRIVE START:	OWN 33	OWN 30
TIME OF POSSESSION:	25:35	34:25

INDIVIDUAL TOP PERFORMERS



PASSING

	CMP	ATT	YDS	TD	INT	RT
J.Herbert	14	32	242	1	4	40.9
C.Stroud	22	33	282	1	1	90.7

RUSHING

	ATT	YDS	AVG	LG	TD
J.Dobbins	9	26	2.9	8	0
G.Edwards	7	22	3.1	8	0
J.Mixon	25	106	4.2	17	1
C.Stroud	6	42	7.0	27	9

RECEIVING

	REC	YDS	AVG	LG	TD
L.McConkey	9	197	21.9	86	1
W.Dissly	2	16	8.0	9	0
T.Fisk	1	15	15.0	15	0
D.Chark	1	10	10.0	10	0
N.Collins	7	122	17.4	41	1
J.Metchie	4	28	7.0	10	0
C.Stover	4	28	7.0	11	0
D.Schultz	2	23	11.5	14	0

TACKLES (SOLO) - LAC: D.Henley 10 (6), A.Gilman 9 (4), T.Dye 8 (6);
HOU: E.Murray 7 (4), A.Al-Shaair 6 (3), H.To'oTo'o 6 (3).

SACKS - LAC: K.Mack 2-16, J.Bosa 1-5; **HOU:** W.Anderson 1.5-11.5, M.Edwards 1.5-13.5, D.Autry 1-6.

INTERCEPTIONS - LAC: D.Leonard 1-0-0; **HOU:** D.Stingley 2-70-0, E.Murray 1-38-1, K.Lassiter 1-0-0.

STARTERS

WR.....L.McConkey	OLB.....K.Mack	WR.....J.Metchie	DE.....D.Hunter
TE.....W.Dissly	DL.....O.Ogbonnia	WR...N.Collins	DT.....T.Settle
LT.....R.Slater	DL.....P.Ford	WR.....X.Hutchinson	DT.....F.Fatukasi
LG.....Z.Johnson	DL.....J.Bosa	OLB.....J.Bosa	DE..W.Anderson
C.....B.Bozeman	LB.....D.Perryman	LB.....D.Perryman	LB.....H.To'oTo'o
RG.....J.Salyer	LB.....D.Henley	LB.....D.Henley	LB.....A.Al-Shaair
RT.....J.Alt	CB.....K.Fulton	RG.....J.Patterson	LB.....C.Harris
WR.....Q.Johnston	CB.....C.Hart	RT.....K.Scruggs	CB.....D.Stingley
QB.....J.Herbert	S.....D.James	RT.....B.Fisher	CB.....K.Lassiter
FB.....S.Matlock	S.....A.Gilman	TE.....D.Schultz	S.....C.Bullock
RB.....J.Dobbins	S.....T.Jefferson	QB.....C.Stroud	S.....E.Murray

2024 LOS ANGELES CHARGERS NUMERICAL ROSTER

ACTIVE ROSTER

No.	Name	Pos.	Ht.	Wt.	Age	Exp.	College	Hometown	How Acq.
0	Daiyan Henley	LB	6-0	225	25	2	Washington State	Los Angeles, Calif.	D3-'23
1	Quentin Johnston	WR	6-2	208	23	2	TCU	Temple, Texas	D1-'23
2	Easton Stick	QB	6-1	224	29	6	North Dakota State	Omaha, Neb.	D5-'19
3	Derwin James Jr.	S	6-2	215	28	7	Florida State	Haines City, Fla.	D1-'18
4	Gus Edwards	RB	6-1	238	29	7	Rutgers	Staten Island, N.Y.	UFA (Bal)-'24
5	Joshua Palmer	WR	6-1	210	25	4	Tennessee	Brampton, Ontario, Canada	D3a-'21
6	Denzel Perryman	LB	5-11	240	32	10	Miami	Coral Gables, Fla.	UFA (Hou)-'24
7	Kristian Fulton	CB	5-11	197	26	5	Louisiana State	New Orleans, La.	UFA (Ten)-'24
8	Taylor Heinicke	QB	6-1	210	31	7	Old Dominion	Atlanta, Ga.	T (Atl)-'24
9	DJ Chark Jr.	WR	6-3	200	28	7	Louisiana State	Alexandria, La.	FA-'24
10	Justin Herbert	QB	6-6	236	26	5	Oregon	Eugene, Ore.	D1a-'20
11	Cameron Dicker	K	6-1	216	24	3	Texas	Austin, Texas	FA-'22
12	Derius Davis	WR	5-8	165	24	2	TCU	St. Francisville, La.	D4-'23
15	Ladd McConkey	WR	6-0	185	23	R	Georgia	Chatsworth, Ga.	D2-'24
16	JK Scott	P	6-5	208	29	6	Alabama	Denver, Colo.	FA-'22
20	Cam Hart	CB	6-2	207	24	R	Notre Dame	Baltimore, Md.	D5b-'24
23	Tony Jefferson	S	5-11	212	33	10	Oklahoma	Chula Vista, Calif.	FA-'24
25	Junior Colson	LB	6-3	247	22	R	Michigan	Franklin, Tenn.	D3-'24
27	J.K. Dobbins	RB	5-10	215	26	5	Ohio State	La Grange, Texas	UFA (Bal)-'24
28	Hassan Haskins	RB	6-2	228	25	3	Michigan	St. Louis, Mo.	W (Ten)-'24
29	Tarheeb Still	CB	6-1	196	22	R	Maryland	Sicklerville, N.J.	D5a-'24
30	Kimani Vidal	RB	5-8	215	23	R	Troy	Marietta, Ga.	D6-'24
31	Nick Niemann	LB	6-3	234	27	4	Iowa	Sycamore, Ill.	D6a-'21
32	Alohi Gilman	S	5-10	201	27	5	Notre Dame	Laie, Hawaii	D6-'20
33	Deane Leonard	DB	6-0	195	25	3	Mississippi	Calgary, Alberta, Canada	D7a-'22
41	Eli Apple	CB	6-1	203	29	9	Ohio State	Philadelphia, Pa.	FA-'24
42	Tucker Fisk	TE	6-4	285	26	2	Stanford	Davis, Calif.	FA-'24
43	Troy Dye	LB	6-3	225	28	5	Oregon	Norco, Calif.	UFA (Min)-'24
44	Scott Matlock	FB/DL	6-4	296	24	2	Boise State	Homedale, Idaho	D6-'23
45	Tuli Tuipulotu	OLB	6-3	266	22	2	Southern California	Hawthorne, Calif.	D2-'23
47	Josh Harris	LS	6-1	224	35	13	Auburn	Carrollton, Ga.	UFA (Atl)-'22
48	Bud Dupree	OLB	6-4	269	32	10	Kentucky	Macon, Ga.	FA-'24
52	Khalil Mack	OLB	6-3	269	33	11	Buffalo	Fort Pierce, Fla.	T (Chi)-'22
56	Morgan Fox	DL	6-3	275	30	8	Colorado State-Pueblo	Fountain, Colo.	FA-'22
58	Shaquille Quarterman	LB	6-0	234	27	5	Miami	Orange Park, Fla.	FA-'24
62	Sam Mustipher	C	6-3	306	29	5	Notre Dame	Owings Mills, Md.	FA-'24
64	Brenden Jaimes	OL	6-5	300	25	4	Nebraska	Austin, Texas	D5-'21
68	Jamaree Salyer	OL	6-4	325	24	3	Georgia	Atlanta, Ga.	D6a-'22
70	Rashawn Slater	T	6-4	315	25	4	Northwestern	Sugar Land, Texas	D1-'21
73	Foster Sarell	T	6-6	322	26	3	Stanford	Tacoma, Wash.	FA-'21
75	Bradley Bozeman	C	6-5	325	30	7	Alabama	Roanoke, Ala.	FA-'24
76	Joe Alt	T	6-8	322	21	R	Notre Dame	North Oaks, Minn.	D1-'24
77	Zion Johnson	G	6-3	316	25	3	Boston College	Bowie, Md.	D1-'22
79	Trey Pipkins III	G/T	6-6	307	28	6	Sioux Falls	Apple Valley, Minn.	D3-'19
81	Will Dissly	TE	6-4	265	28	7	Washington	Bozeman, Mont.	FA-'24
84	Stone Smartt	TE	6-4	226	26	3	Old Dominion	Sacramento, Calif.	FA-'22
87	Simi Fehoko	WR	6-4	218	27	4	Stanford	Salt Lake City, Utah	PS (Pit)-'23
88	Hayden Hurst	TE	6-4	245	31	7	South Carolina	Jacksonville, Fla.	FA-'24
90	Teair Tart	DL	6-2	315	27	5	Florida International	Philadelphia, Pa.	FA-'24
92	Justin Eboigbe	DL	6-5	292	23	R	Alabama	Forest Park, Ga.	D4-'24
93	Otito Ogbornia	DL	6-4	320	24	3	UCLA	Houston, Texas	D5-'22
95	Poona Ford	DL	5-11	310	29	7	Texas	Hilton Head, S.C.	UFA (Buf)-'24
97	Joey Bosa	OLB	6-5	280	29	9	Ohio State	Fort Lauderdale, Fla.	D1-'16

RESERVE/INJURED

No.	Name	Pos.	Ht.	Wt.	Age	Exp.	College	Hometown	How Acq.
22	Elijah Molden	DB	5-10	192	25	4	Washington	West Linn, Ore.	T (Ten)-'24
24	Marcus Maye	S	6-0	207	31	8	Florida	Melbourne, Fla.	W (Mia)-'24
26	Asante Samuel Jr.	CB	5-10	180	25	4	Florida State	Fort Lauderdale, Fla.	D2-'21
36	Ja'Sir Taylor	DB	5-10	185	26	3	Wake Forest	Asbury Park, N.J.	D6b-'22
53	Chris Collins	OLB	6-5	255	25	R	Minnesota	Richmond, Va.	FA-'24
60	Bucky Williams	C/G	6-3	300	24	R	Appalachian State	Ringgold, Ga.	FA-'24
74	Tyler McLellan	T	6-8	355	25	R	Campbell	North Charleston, S.C.	FA-'24
82	Brenden Rice	WR	6-3	210	22	R	Southern California	Chandler, Ariz.	D7a-'24
89	Jalen Reagor	WR	5-11	197	26	4	TCU	Waxahachie, Texas	FA-'24
94	Chris Rumph II	OLB	6-2	244	26	4	Duke	Gainesville, Fla.	D4-'21

PRACTICE SQUAD

No.	Name	Pos.	Ht.	Wt.	Age	Exp.	College	Hometown	How Acq.
24	Ezekiel Elliott	RB	6-0	228	29	9	Ohio State	St. Louis, Mo.	FA-'24
34	Jaret Patterson	RB	5-8	195	25	2	Buffalo	Glendale, Md.	FA-'23
35	Dicaprio Bootle	CB	5-10	180	27	2	Nebraska	Miami, Fla.	FA-'24
37	Shaun Wade	CB	6-1	195	26	4	Ohio State	Jacksonville, Fla.	FA-'24
38	Terrell Edmunds	S	6-1	217	28	7	Virginia Tech	Danville, Va.	FA-'24
39	Jaylen Johnson	WR	6-2	194	24	R	East Carolina	Duluth, Ga.	FA-'24
40	Kendall Williamson	S	6-0	203	24	1	Stanford	Snellville, Ga.	FA-'24
46	McCallan Castles	TE	6-5	252	25	R	Tennessee	South Lake Tahoe, Calif.	FA-'24
49	Eddie Jackson	S	6-0	202	31	8	Alabama	Lauderdale Lakes, Fla.	FA-'24
50	Caleb Murphy	OLB	6-3	254	25	1	Ferris State	Campbellsburg, Ind.	FA-'24
51	Jeremiah Jean-Baptiste	LB	6-2	230	23	R	Mississippi	Florida City, Fla.	FA-'24
57	Tre'Mon Morris-Brash	OLB	6-2	245	24	R	Central Florida	Richmond, Va.	FA-'24
61	Karsen Barnhart	G	6-5	316	23	R	Michigan	Paw Paw, Mich.	FA-'24
69	CJ Okoye	DL	6-6	315	23	1	—	Abuja, Nigeria	FA (IPP)-'23
82	Dez Fitzpatrick	WR	6-2	208	27	2	Louisville	Farmington Hills, Mich.	FA-'24
83	Eric Tomlinson	TE	6-6	265	32	8	UTEP	Oklahoma City, Okla.	FA-'24
91	Christopher Hinton	DL	6-4	310	24	2	Michigan	Johns Creek, Ga.	FA-'22

2024 LOS ANGELES CHARGERS ALPHABETICAL ROSTER

ACTIVE ROSTER

No.	Name	Pos.	Ht.	Wt.	DOB	Exp.	College	Hometown	How Acq.
76	Alt, Joe	T	6-8	322	2/28/03	R	Notre Dame	North Oaks, Minn.	D1-'24
41	Apple, Eli	CB	6-1	203	9/9/95	9	Ohio State	Philadelphia, Pa.	FA-'24
97	Bosa, Joey	OLB	6-5	280	7/11/95	9	Ohio State	Fort Lauderdale, Fla.	D1-'16
75	Bozeman, Bradley	C	6-5	325	11/24/94	7	Alabama	Roanoke, Ala.	FA-'24
9	Chark Jr., DJ	WR	6-3	200	9/23/96	7	Louisiana State	Alexandria, La.	FA-'24
25	Colson, Junior	LB	6-3	247	12/6/02	R	Michigan	Franklin, Tenn.	D3-'24
12	Davis, Derius	WR	5-8	165	9/11/00	2	TCU	St. Francisville, La.	D4-'23
11	Dicker, Cameron	K	6-1	216	5/6/00	3	Texas	Austin, Texas	FA-'22
81	Dissly, Will	TE	6-4	265	7/8/96	7	Washington	Bozeman, Mont.	FA-'24
27	Dobbins, J.K.	RB	5-10	215	12/17/98	5	Ohio State	La Grange, Texas	UFA (Bal)-'24
48	Dupree, Bud	OLB	6-4	269	2/12/93	10	Kentucky	Macon, Ga.	FA-'24
43	Dye, Troy	LB	6-3	225	9/18/96	5	Oregon	Norco, Calif.	UFA (Min)-'24
92	Eboigbe, Justin	DL	6-5	292	4/9/01	R	Michigan	Forest Park, Ga.	D4-'24
4	Edwards, Gus	RB	6-1	238	4/13/95	7	Rutgers	Staten Island, N.Y.	UFA (Bal)-'24
87	Fehoko, Simi	WR	6-4	218	11/5/97	4	Stanford	Salt Lake City, Utah	PS (Pit)-'23
42	Fisk, Tucker	TE	6-4	285	1/19/99	2	Stanford	Davis, Calif.	FA-'24
95	Ford, Poona	DL	5-11	310	11/19/95	7	Texas	Hilton Head, S.C.	UFA (Buf)-'24
56	Fox, Morgan	DL	6-3	275	9/12/94	8	Colorado State-Pueblo	Fountain, Colo.	FA-'22
7	Fulton, Kristian	CB	5-11	197	9/3/98	5	Louisiana State	New Orleans, La.	UFA (Ten)-'24
32	Gilman, Alohi	S	5-10	201	9/17/97	5	Notre Dame	Laie, Hawaii	D6-'20
47	Harris, Josh	LS	6-1	224	4/27/89	13	Auburn	Carrollton, Ga.	UFA (Atl)-'22
20	Hart, Cam	CB	6-2	207	12/5/00	R	Notre Dame	Baltimore, Md.	D5b-'24
28	Haskins, Hassan	RB	6-2	228	11/26/99	3	Michigan	St. Louis, Mo.	W (Ten)-'24
8	Heinicke, Taylor	QB	6-1	210	3/15/93	7	Old Dominion	Atlanta, Ga.	T (Atl)-'24
0	Henley, Daiyan	LB	6-0	225	11/18/99	2	Washington State	Los Angeles, Calif.	D3-'23
10	Herbert, Justin	QB	6-6	236	3/10/98	5	Oregon	Eugene, Ore.	D1a-'20
88	Hurst, Hayden	TE	6-4	245	8/24/93	7	South Carolina	Jacksonville, Fla.	FA-'24
64	Jaimes, Brenden	OL	6-5	300	5/28/99	4	Nebraska	Austin, Texas	D5-'21
3	James Jr., Derwin	S	6-2	215	8/3/96	7	Florida State	Haines City, Fla.	D1-'18
23	Jefferson, Tony	S	5-11	212	1/27/92	10	Oklahoma	Chula Vista, Calif.	FA-'24
77	Johnson, Zion	G	6-3	316	11/18/99	3	Boston College	Bowie, Md.	D1-'22
1	Johnston, Quentin	WR	6-2	208	9/6/01	2	TCU	Temple, Texas	D1-'23
33	Leonard, Deane	DB	6-0	195	11/20/99	3	Mississippi	Calgary, Alberta, Canada	D7a-'22
52	Mack, Khalil	OLB	6-3	269	2/22/91	11	Buffalo	Fort Pierce, Fla.	T (Chi)-'22
44	Matlock, Scott	FB/DL	6-4	296	6/28/00	2	Boise State	Homedale, Idaho	D6-'23
15	McConkey, Ladd	WR	6-0	185	11/11/01	R	Georgia	Chatsworth, Ga.	D2-'24
62	Mustipher, Sam	C	6-3	306	8/13/96	5	Notre Dame	Owings Mills, Md.	FA-'24
31	Niemann, Nick	LB	6-3	234	12/2/97	4	Iowa	Sycamore, Ill.	D6a-'21
93	Ogbonnia, Otitio	DL	6-4	320	8/25/00	3	UCLA	Houston, Texas	D5-'22
5	Palmer, Joshua	WR	6-1	210	9/22/99	4	Tennessee	Brampton, Ontario, Canada	D3a-'21
6	Perryman, Denzel	LB	5-11	240	12/5/92	10	Miami	Coral Gables, Fla.	UFA (Hou)-'24
58	Quarterman, Shaquille	LB	6-0	234	10/28/97	5	Miami	Orange Park, Fla.	FA-'24
79	Pipkins III, Trey	G/T	6-6	307	9/5/96	6	Sioux Falls	Apple Valley, Minn.	D3-'19
68	Salyer, Jamaree	OL	6-4	325	7/13/00	3	Georgia	Atlanta, Ga.	D6a-'22
73	Sarell, Foster	T	6-6	322	8/28/98	3	Stanford	Tacoma, Wash.	FA-'21
16	Scott, JK	P	6-5	208	10/30/95	6	Alabama	Denver, Colo.	FA-'22
70	Slater, Rashawn	T	6-4	315	3/26/99	4	Northwestern	Sugar Land, Texas	D1-'21
84	Smartt, Stone	TE	6-4	226	10/4/98	3	Old Dominion	Sacramento, Calif.	FA-'22
2	Stick, Easton	QB	6-1	224	9/15/95	6	North Dakota State	Omaha, Neb.	D5-'19
29	Still, Tarheeb	CB	6-1	196	6/9/02	R	Maryland	Sicklerville, N.J.	D5a-'24
90	Tart, Teair	DL	6-2	315	2/28/97	5	Florida International	Philadelphia, Pa.	FA-'24
45	Tuipulotu, Tuli	OLB	6-3	266	9/3/02	2	Southern California	Hawthorne, Calif.	D2-'23
30	Vidal, Kimani	RB	5-8	215	8/28/01	R	Troy	Marietta, Ga.	D6-'24

RESERVE/INJURED

No.	Name	Pos.	Ht.	Wt.	DOB	Exp.	College	Hometown	How Acq.
53	Collins, Chris	OLB	6-5	255	12/14/99	R	Minnesota	Richmond, Va.	FA-'24
24	Mayer, Marcus	S	6-0	207	3/9/93	8	Florida	Melbourne, Fla.	W (Mia)-'24
74	McLellan, Tyler	T	6-8	355	7/21/99	R	Campbell	North Charleston, S.C.	FA-'24
22	Molden, Elijah	DB	5-10	192	1/30/99	4	Washington	West Linn, Ore.	T (Ten)-'24
89	Reagor, Jalen	WR	5-11	197	1/2/99	4	TCU	Waxahachie, Texas	FA-'24
82	Rice, Brenden	WR	6-3	210	3/18/02	R	Southern California	Chandler, Ariz.	D7a-'24
94	Rumph II, Chris	OLB	6-2	244	10/19/98	4	Duke	Gainesville, Fla.	D4-'21
26	Samuel Jr., Asante	CB	5-10	180	10/3/99	4	Florida State	Fort Lauderdale, Fla.	D2-'21
36	Taylor, Ja'Sir	DB	5-10	185	1/8/99	3	Wake Forest	Asbury Park, N.J.	D6b-'22
60	Williams, Bucky	C/G	6-3	300	3/20/00	R	Appalachian State	Ringgold, Ga.	FA-'24

PRACTICE SQUAD

No.	Name	Pos.	Ht.	Wt.	DOB	Exp.	College	Hometown	How Acq.
61	Barnhart, Karsen	G	6-5	316	3/2/01	R	Michigan	Paw Paw, Mich.	FA-'24
35	Bootle, Dicaprio	CB	5-10	180	9/17/97	2	Nebraska	Miami, Fla.	FA-'24
46	Castles, McCallan	TE	6-5	252	12/3/99	R	Tennessee	South Lake Tahoe, Calif.	FA-'24
38	Edmunds, Terrell	S	6-1	217	1/20/97	7	Virginia Tech	Danville, Va.	FA-'24
24	Elliott, Ezekiel	RB	6-0	228	7/22/95	9	Ohio State	St. Louis, Mo.	FA-'24
82	Fitzpatrick, Dez	WR	6-2	208	12/17/97	2	Louisville	Farmington Hills, Mich.	FA-'24
91	Hinton, Christopher	DL	6-4	310	9/14/00	2	Michigan	Johns Creek, Ga.	FA-'22
49	Jackson, Eddie	S	6-0	202	12/10/93	8	Alabama	Lauderdale Lakes, Fla.	FA-'24
51	Jean-Baptiste, Jeremiah	LB	6-2	230	5/31/01	R	Mississippi	Florida City, Fla.	FA-'24
39	Johnson, Jaylen	WR	6-2	194	5/26/00	R	East Carolina	Duluth, Ga.	FA-'24
57	Morris-Brash, Tre'Mon	OLB	6-2	245	9/29/00	R	Central Florida	Richmond, Va.	FA-'24
50	Murphy, Caleb	OLB	6-3	254	12/15/99	1	Ferris State	Campbellsburg, Ind.	FA-'24
69	Okoye, CJ	DL	6-6	315	10/20/01	1	-	Abuja, Nigeria	FA (IPP)-'23
34	Patterson, Jaret	RB	5-8	195	12/23/99	2	Buffalo	Glendale, Md.	FA-'23
83	Tomlinson, Eric	TE	6-6	265	4/22/92	8	UTEP	Oklahoma City, Okla.	FA-'24
37	Wade, Shaun	CB	6-1	195	9/15/98	4	Ohio State	Jacksonville, Fla.	FA-'24
40	Williamson, Kendall	S	6-0	203	8/24/00	1	Stanford	Snellville, Ga.	FA-'24

2024 LOS ANGELES CHARGERS POSITION ROSTER

QUARTERBACKS (3)

No.	Name	Pos.	Ht.	Wt.	Age	Exp.	College	Hometown	How Acq.
2	Easton Stick	QB	6-1	224	29	6	North Dakota State	Omaha, Neb.	D5-'19
8	Taylor Heinicke	QB	6-1	210	31	7	Old Dominion	Atlanta, Ga.	T (Atl)-'24
10	Justin Herbert	QB	6-6	236	26	5	Oregon	Eugene, Ore.	D1a-'20

RUNNING BACKS (5)

No.	Name	Pos.	Ht.	Wt.	Age	Exp.	College	Hometown	How Acq.
4	Gus Edwards	RB	6-1	238	29	7	Rutgers	Staten Island, N.Y.	UFA (Bal)-'24
27	J.K. Dobbins	RB	5-10	215	26	5	Ohio State	La Grange, Texas	UFA (Bal)-'24
28	Hassan Haskins	RB	6-2	228	25	3	Michigan	St. Louis, Mo.	W (Ten)-'23
30	Kimani Vidal	RB	5-8	215	23	R	Troy	Marietta, Ga.	D6-'24
44	Scott Matlock	FB/DL	6-4	296	24	2	Boise State	Homedale, Idaho	D6-'23

WIDE RECEIVERS (6)

No.	Name	Pos.	Ht.	Wt.	Age	Exp.	College	Hometown	How Acq.
1	Quentin Johnston	WR	6-2	208	23	2	TCU	Temple, Texas	D1-'23
5	Joshua Palmer	WR	6-1	210	25	4	Tennessee	Brampton, Ontario, Canada	D3a-'21
9	DJ Chark Jr.	WR	6-3	200	28	7	Louisiana State	Alexandria, La.	FA-'24
12	Derius Davis	WR	5-8	165	24	2	TCU	St. Francisville, La.	D4-'23
15	Ladd McConkey	WR	6-0	185	23	R	Georgia	Chatsworth, Ga.	D2-'24
87	Simi Fehoko	WR	6-4	218	27	4	Stanford	Salt Lake City, Utah	PS (Pit)-'23

TIGHT ENDS (4)

No.	Name	Pos.	Ht.	Wt.	Age	Exp.	College	Hometown	How Acq.
42	Tucker Fisk	TE	6-4	285	26	2	Stanford	Davis, Calif.	FA-'24
81	Will Dissly	TE	6-4	265	28	7	Washington	Bozeman, Mont.	FA-'24
84	Stone Smartt	TE	6-4	226	26	3	Old Dominion	Sacramento, Calif.	FA-'22
88	Hayden Hurst	TE	6-4	245	31	7	South Carolina	Jacksonville, Fla.	FA-'24

OFFENSIVE LINEMEN (9)

No.	Name	Pos.	Ht.	Wt.	Age	Exp.	College	Hometown	How Acq.
62	Sam Mustipher	C	6-3	306	29	5	Notre Dame	Owings Mills, Md.	FA-'24
64	Brenden Jaimes	OL	6-5	300	25	4	Nebraska	Austin, Texas	D5-'21
68	Jamaree Salyer	OL	6-4	325	24	3	Georgia	Atlanta, Ga.	D6a-'22
70	Rashawn Slater	T	6-4	315	25	4	Northwestern	Sugar Land, Texas	D1-'21
73	Foster Sarell	T	6-6	322	26	3	Stanford	Tacoma, Wash.	FA-'21
75	Bradley Bozeman	C	6-5	325	30	7	Alabama	Roanoke, Ala.	FA-'24
76	Joe Alt	T	6-8	322	21	R	Notre Dame	North Oaks, Minn.	D1-'24
77	Zion Johnson	G	6-3	316	25	3	Boston College	Bowie, Md.	D1-'22
79	Trey Pipkins III	G/T	6-6	307	28	6	Sioux Falls	Apple Valley, Minn.	D3-'19

DEFENSIVE LINEMEN (6)

No.	Name	Pos.	Ht.	Wt.	Age	Exp.	College	Hometown	How Acq.
44	Scott Matlock	FB/DL	6-4	296	24	2	Boise State	Homedale, Idaho	D6-'23
56	Morgan Fox	DL	6-3	275	30	8	Colorado State-Pueblo	Fountain, Colo.	FA-'22
90	Teair Tart	DL	6-2	315	27	5	Florida International	Philadelphia, Pa.	FA-'24
92	Justin Eboigbe	DL	6-5	292	23	R	Alabama	Forest Park, Ga.	D4-'24
93	Otito Ogbonnia	DL	6-4	320	24	3	UCLA	Houston, Texas	D5-'22
95	Poona Ford	DL	5-11	310	29	7	Texas	Hilton Head, S.C.	UFA (Buf)-'24

LINEBACKERS (6)

No.	Name	Pos.	Ht.	Wt.	Age	Exp.	College	Hometown	How Acq.
0	Daiyan Henley	LB	6-0	225	25	2	Washington State	Los Angeles, Calif.	D3-'23
6	Denzel Perryman	LB	5-11	240	32	10	Miami	Coral Gables, Fla.	UFA (Hou)-'24
25	Junior Colson	LB	6-3	247	22	R	Michigan	Franklin, Tenn.	D3-'24
31	Nick Niemann	LB	6-3	234	27	4	Iowa	Sycamore, Ill.	D6a-'21
43	Troy Dye	LB	6-3	225	28	5	Oregon	Norco, Calif.	UFA (Min)-'24
58	Shaquille Quarterman	LB	6-0	234	27	5	Miami	Orange Park, Fla.	FA-'24

OUTSIDE LINEBACKERS (4)

No.	Name	Pos.	Ht.	Wt.	Age	Exp.	College	Hometown	How Acq.
45	Tuli Tuipulotu	OLB	6-3	266	22	2	Southern California	Hawthorne, Calif.	D2-'23
48	Bud Dupree	OLB	6-4	269	32	10	Kentucky	Macon, Ga.	FA-'24
52	Khalil Mack	OLB	6-3	269	33	11	Buffalo	Fort Pierce, Fla.	T (Chi)-'22
97	Joey Bosa	OLB	6-5	280	29	9	Ohio State	Fort Lauderdale, Fla.	D1-'16

DEFENSIVE BACKS (8)

No.	Name	Pos.	Ht.	Wt.	Age	Exp.	College	Hometown	How Acq.
3	Derwin James Jr.	S	6-2	215	28	7	Florida State	Haines City, Fla.	D1-'18
7	Kristian Fulton	CB	5-11	197	26	5	Louisiana State	New Orleans, La.	UFA (Ten)-'24
20	Cam Hart	CB	6-2	207	24	R	Notre Dame	Baltimore, Md.	D5b-'24
23	Tony Jefferson	S	5-11	212	33	10	Oklahoma	Chula Vista, Calif.	FA-'24
29	Tarheeb Still	CB	6-1	196	22	R	Maryland	Sicklerville, N.J.	D5a-'24
32	Alohi Gilman	S	5-10	201	27	5	Notre Dame	Lale, Hawaii	D6-'20
33	Deane Leonard	DB	6-0	195	25	3	Mississippi	Calgary, Alberta, Canada	D7a-'22
41	Eli Apple	CB	6-1	203	29	9	Ohio State	Philadelphia, Pa.	FA-'24

SPECIALISTS (3)

No.	Name	Pos.	Ht.	Wt.	Age	Exp.	College	Hometown	How Acq.
11	Cameron Dicker	K	6-1	216	24	3	Texas	Austin, Texas	FA-'22
16	JK Scott	P	6-5	208	29	6	Alabama	Denver, Colo.	FA-'22
47	Josh Harris	LS	6-1	224	35	13	Auburn	Carrollton, Ga.	UFA (Atl)-'22

*FB/DL Scott Matlock is listed both as a running back and defensive lineman

HOW THE 2024 CHARGERS WERE BUILT

YEAR	NFL DRAFT	FREE AGENCY	TRADE/WAIVERS
2016	OLB Joey Bosa (1)		
2017			
2018	S Derwin James Jr. (1)		
2019	G/T Trey Pipkins III (3) QB Easton Stick (5)		
2019	S Alohi Gilman (6) QB Justin Herbert (1a)		
2021	OL Brenden Jaimes (5) LB Nick Niemann (6a) WR Joshua Palmer (3a) T Rashawn Slater (1)	T Foster Sarell	
2022	G Zion Johnson (1) DB Deane Leonard (7a) DL Otito Ogbornia (5) OL Jamaree Salyer (6a)	K Cameron Dicker DL Morgan Fox LS Josh Harris (UFA-Atl) P JK Scott TE Stone Smartt (UDFA)	OLB Khalil Mack (T-Chi)
2023	WR Derius Davis (4) LB Daiyan Henley (3) WR Quentin Johnston (1) FB/DL Scott Matlock (6) OLB Tuli Tuipulotu (2)		
2024	T Joe Alt (1) LB Junior Colson (3) DL Justin Eboigbe (4) CB Cam Hart (5b) WR Ladd McConkey (2) CB Tarheeb Still (5a) RB Kimani Vidal (6)	CB Eli Apple C Bradley Bozeman WR DJ Chark Jr. TE Will Dissly RB J.K. Dobbins (UFA-Bal) OLB Bud Dupree LB Troy Dye (UFA-Min) RB Gus Edwards (UFA-Bal) TE Tucker Fisk DL Poona Ford (UFA-Buf) CB Kristian Fulton (UFA-Ten) TE Hayden Hurst S Tony Jefferson C Sam Mustipher LB Denzel Perryman (UFA-Hou) LB Shaquille Quarterman DL Tear Tart	RB Hassan Haskins (W-Ten) QB Taylor Heinicke (T-Atl)

2024 LOS ANGELES CHARGERS COACHES

Head Coach	Jim Harbaugh	Defensive Assistant	Mike Hiestand
Special Teams Coordinator	Ryan Ficken	Wide Receivers	Sanjay Lal
Defensive Coordinator	Jesse Minter	Running Backs	Kiel McDonald
Offensive Coordinator	Greg Roman	Senior Defensive Analyst	Rick Minter
Run Game Coordinator/Tight Ends	Andy Bischoff	Defensive Quality Control	Robert Muschamp
Linebackers	NaVorro Bowman	Safeties	Chris O'Leary
Passing Game Coordinator	Marcus Brady	Defensive Assistant	Dylan Roney
Offensive Quality Control/Wide Receivers	Jeff Carpenter	Offensive Assistant	Phil Serchia
Defensive Backs	Steve Clinkscale	Senior Offensive Assistant	Marc Trestman
Quarterbacks	Shane Day	Assistant Defensive Line	Will Tukuafu
Offensive Line	Mike Devlin	Executive Director of Player Performance	Ben Herbert
Defensive Line	Mike Elston	Head Strength & Conditioning	Jonathan Brooks
Offensive Assistant/Quarterbacks	Jonathan Goodwin	Head Strength & Conditioning	Devin Woodhouse
Assistant Special Teams	Chris Gould	Director of Performance Analytics	Ben Rabe
Assistant Offensive Line	Nick Hardwick	Performance Analyst	Lincoln DeWolf

2024 LOS ANGELES CHARGERS DEPTH CHART

Depth Chart is unofficial and compiled by Chargers Communications

OFFENSE

WR	<u>15</u> Ladd McConkey	—OR—	5	Joshua Palmer	12	Derius Davis
LT	70 Rashawn Slater		73	Foster Sarell		
LG	77 Zion Johnson		68	Jamaree Salyer		
C	75 Bradley Bozeman		62	Sam Mustipher	64	Brenden Jaimes
RG	79 Trey Pipkins III		68	Jamaree Salyer		
RT	<u>76</u> Joe Alt		73	Foster Sarell		
TE	81 Will Dissly		84	Stone Smartt	42	Tucker Fisk
					88	Hayden Hurst
WR	1 Quentin Johnston		9	DJ Chark Jr.		
QB	10 Justin Herbert		8	Taylor Heinicke	—OR—	2 Easton Stick
FB	44 Scott Matlock					
RB	27 J.K. Dobbins		4	Gus Edwards	28	Hassan Haskins
					<u>30</u>	<u>Kimani Vidal</u>

DEFENSE

EDGE	52 Khalil Mack		48	Bud Dupree		
DL	56 Morgan Fox		44	Scott Matlock		
DL	95 Poona Ford		90	Teair Tart		
DL	93 Otito Ogbonnia		<u>92</u>	<u>Justin Eboigbe</u>		
EDGE	97 Joey Bosa		45	Tuli Tuipulotu		
LB	6 Denzel Perryman		43	Troy Dye	<u>25</u>	<u>Junior Colson</u>
LB	0 Daiyan Henley		31	Nick Niemann	58	Shaquille Quarterman
CB	7 Kristian Fulton		33	Deane Leonard	41	Eli Apple
S	3 Derwin James Jr.		23	Tony Jefferson		
S	32 Alohi Gilman		23	Tony Jefferson		
CB	<u>20</u> Cam Hart	—OR—	<u>29</u>	<u>Tarheeb Still</u>		

SPECIALISTS

K	11 Cameron Dicker			
P	16 JK Scott			
KO	11 Cameron Dicker			
H	16 JK Scott			
LS	47 Josh Harris			
KR	12 Derius Davis		<u>15</u>	<u>Ladd McConkey</u>
PR	12 Derius Davis		<u>15</u>	<u>Ladd McConkey</u>

NOTE: Rookies are underlined

2024 LOS ANGELES CHARGERS PRONUNCIATION GUIDE

Justin EBOIGBE ee-BOYG-bee	Sam MUSTIPHER MUST-iff-err	JA'SIR Taylor JAH-sear
SIMI FEHOKO SIM-ee fuh-HO-ko	Nick NIEMANN KNEE-min	TULI TUIPULOTU
ALOHI Gilman uh-LOW-hee	OTITO OGBONNIA oh-TEET-oh oh-BONE-yuh TOO-lee TOO-ee-poo-LOW-too
DAIYAN Henley DAY-on	Jamaree SALYER SAL-yur	Kimani VIDAL VIE-dell
Brenden JAIMES HIGH-miss	Foster SARELL SUH-rell	
ZION Johnson ZEYE-uhn	RASHAWN Slater ruh-SHAWN	
TRE'MON Morris-Brash TRAY-mon	TEAIR Tart TEE-air	

2024 TRANSACTIONS BY DATE

Jan. 9	Signed OLB Brevin Allen, DL Jerrod Clark, RB Elijah Dotson, QB Max Duggan, WR Simi Fehoko, CB Matt Hankins, C Brent Laing, DL CJ Okoye and CB Chris Wilcox to Reserve/Future contracts.	Aug. 22	Signed TE Isaac Rex. Waived DL Micheal Mason.	Sept. 23	Reverted LB Shaquille Quarterman to practice squad.
Jan. 10	Signed RB Jaret Patterson to Reserve/Future contract.	Aug. 27	Placed LB Nick Niemann on Reserve/Injured; Designated for Return. Placed OLB Chris Collins, T Tyler McLellan, OLB Chris Rumph II and C/G Bucky Williams on Reserve/Injured. Released TE Donald Parham Jr., and LB Shaq Quarterman.	Sept. 24	Signed LB Blake Lynch and WR Jalen Reagor to practice squad. Released TE Luke Benson and CB Nehemiah Shelton from practice squad.
Jan. 11	Signed DL Christopher Hinton to Reserve/Future contract.			Sept. 25	Placed S Derwin James Jr., on Reserve/Suspended by Commissioner-Less than One Year.
March 5	Extended exclusive rights tenders to K Cameron Dicker and T Foster Sarell. Released LB Eric Kendricks.			Sept. 26	Signed S Tony Jefferson to active roster. Signed G/T Braeden Daniels to practice squad.
March 8	Re-signed T Foster Sarell.			Sept. 28	Activated Blake Lynch (standard elevation) and C Sam Mustipher (standard elevation) from practice squad.
March 12	Waived T Andrew Trainer and CB Amechi Uzodinma.			Sept. 30	Activated S Derwin James Jr., from Reserve/Suspended by Commissioner-Less than One Year and placed on Exempt/Commissioner Permission. Released S Tony Jefferson. Reverted LB Blake Lynch and C Sam Mustipher to practice squad. Released G/T Braeden Daniels from practice squad.
March 13	Re-signed S Alohi Gilman. Signed TE Will Dissly. Released WR Mike Williams.			Oct. 1	Activated S Derwin James Jr., from Exempt/Commissioner Permission. Signed S Tony Jefferson to practice squad.
March 15	Traded WR Keenan Allen to Chicago for 2024 fourth-round selection.			Oct. 9	Signed CB Nehemiah Shelton to practice squad. Released LB Shaquille Quarterman from practice squad.
March 16	Re-signed QB Easton Stick. Signed RB Gus Edwards, DL Poona Ford and TE Hayden Hurst.	Aug. 28	Claimed RB Hassan Haskins off waivers. Waived S JT Woods. Signed G Karsen Barnhart, TE Luke Benson, OLB Andrew Farmer II, TE Tucker Fisk, CB Matt Hankins, DL Christopher Hinton, LB Jeremiah Jean-Baptiste, WR Cornelius Johnson, WR Jaylen Johnson, CB Robert Kennedy, C Brent Laing, T Alex Leatherwood, LB Shane Lee, OLB Tre'Mon Morris-Brash, DL CJ Okoye, G Willis Patrick, QB Luis Perez, S Jalyn Phillips, TE Isaac Rex, OLB Ty Shelby, RB Isaiah Spiller, CB Zamari Walton and WR Isaiah Wooden.	Oct. 12	Activated LB Nick Niemann from Reserve/Injured; Designated for Return. Signed S Tony Jefferson to active roster. Placed RB Gus Edwards and CB Asante Samuel Jr., on Reserve/Injured. Activated CB Dicaprio Bootle (standard elevation) from practice squad.
March 18	Signed C Bradley Bozeman and LB Troy Dye.			Oct. 14	Reverted CB Dicaprio Bottle to practice squad.
March 19	Signed LB Denzel Perryman.	Aug. 29	Traded 2026 seventh-round selection to Tennessee for DB Elijah Molden. Traded conditional 2025 seventh-round selection (from Minnesota) to Atlanta for QB Taylor Heinicke. Released S Tony Jefferson. Waived RB Jaret Patterson. Signed TE Eric Tomlinson to practice squad. Released CB Robert Kennedy from practice squad.	Oct. 15	Signed CB Eli Apple and TE McCallan Castles to practice squad. Released LB Blake Lynch from practice squad.
March 28	Signed CB Kristian Fulton.			Oct. 16	Designated WR DJ Chark Jr., for return from Reserve/Injured.
April 2	Signed FB/TE Ben Mason. Re-signed K Cameron Dicker.	Aug. 30	Signed K Cameron Dicker to contract extension. Signed S Tony Jefferson to practice squad.	Oct. 19	Released S Tony Jefferson. Released CB Nehemiah Shelton from practice squad.
April 18	Signed RB J.K. Dobbins.	Sept. 2	Signed RB Jaret Patterson to practice squad. Released RB Isaiah Spiller from practice squad.	Oct. 21	Signed CB Dicaprio Bootle and CB Shaun Wade to active roster. Placed DB Deane Leonard on Reserve/Injured. Signed S Tony Jefferson to practice squad. Activated C Sam Mustipher (standard elevation) and WR Jalen Reagor (standard elevation) from practice squad.
May 6	Signed WR DJ Chark.	Sept. 3	Signed WR Dez Fitzpatrick and CB Shaun Wade to practice squad. Released OLB Andrew Farmer II and WR Cornelius Johnson from practice squad.	Oct. 22	Waived CB Shaun Wade. Reverted C Sam Mustipher and WR Jalen Reagor to practice squad.
May 10	Signed G Karsen Barnhart, QB Casey Bauman, TE Luke Benson, LB Junior Colson, S Akeem Dent, WR Jaelen Gill, S Thomas Harper, CB Cam Hart, TE Zach Heins, OLB Savion Jackson, LB Jeremiah Jean-Baptiste, WR Cornelius Johnson, WR Jaylen Johnson, WR Leon Johnson, CB Robert Kennedy, LB Shane Lee, DL Micheal Mason, T Tyler McLellan, OLB Tre'Mon Morris-Brash, G Willis Patrick, S Jalyn Phillips, WR Brenden Rice, T Tyler Smith, CB Tarheeb Still, RB Kimani Vidal, CB Zamari Walton and C/G Bucky Williams.	Sept. 7	Signed TE Eric Tomlinson to active roster. Placed WR DJ Chark Jr., on Reserve/Injured. Activated LB Shaquille Quarterman (standard elevation) from practice squad. Released CB Matt Hankins from practice squad with injury settlement.	Oct. 24	Signed CB Shaun Wade to practice squad.
May 13	Signed OLB Bud Dupree.	Sept. 9	Reverted LB Shaquille Quarterman to practice squad. Signed CB Nehemiah Shelton to practice squad.	Oct. 26	Activated WR Jaylen Johnson (standard elevation) and WR Jalen Reagor (standard elevation) from practice squad.
May 14	Signed OLB Chris Collins. Waived OLB Brevin Allen.	Sept. 11	Signed CB Dicaprio Bootle to practice squad.	Oct. 28	Reverted WR Jaylen Johnson and WR Jalen Reagor to practice squad.
May 16	Signed DL Justin Eboigbe.	Sept. 14	Activated S Tony Jefferson (standard elevation) and LB Shaquille Quarterman (standard elevation) from practice squad.	Oct. 30	Signed C Sam Mustipher to active roster. Signed OLB Caleb Murphy and S Kendall Williamson to practice squad.
May 23	Waived T Tyler Smith.	Sept. 16	Reverted S Tony Jefferson and LB Shaquille Quarterman to practice squad.	Nov. 2	Activated WR DJ Chark Jr., from Reserve/Injured; Designated for Return. Placed WR Brenden Rice on Reserve/Injured. Activated CB Eli Apple (standard elevation) and WR Jalen Regor (standard elevation) from practice squad.
May 29	Signed T Alex Leatherwood.	Sept. 21	Activated LB Shaquille Quarterman (standard elevation) from practice squad.		
June 5	Released C Corey Linsley.				
June 14	Signed S Tony Jefferson and WR Praise Olatoke.				
June 20	Signed WR Ladd McConkey.				
July 17	Declared Non-Football Illness for LB Junior Colson.				
July 30	Remove LB Junior Colson from Active/Non-Football Illness.				
Aug. 6	Waived OLB Savion Jackson.				
Aug. 7	Signed QB Luis Perez.				
Aug. 12	Signed WR Isaiah Wooden. Waived QB Casey Bauman and WR Praise Olatoke.				
Aug. 13	Signed OLB Savion Jackson and LB Shaq Quarterman. Waived CB Chris Wilcox. Waived/Injured FB/TE Ben Mason.				
Aug. 14	Signed TE Tucker Fisk.				
Aug. 16	Signed DL Teair Tart. Waived S Jalyn Phillips.				
Aug. 19	Signed LB Frank Ginda and S Jalyn Phillips. Waived QB Max Duggan and WR Leon Johnson.				

2024 TRANSACTIONS BY DATE

<p>Nov. 4 Reverted CB Eli Apple and WR Jalen Reagor to practice squad.</p> <p>Nov. 5 Released TE Eric Tomlinson.</p> <p>Nov. 6 Signed WR Jalen Reagor to active roster. Designated RB Gus Edwards for return from Reserve/Injured. Placed LB Junior Colson and WR Simi Fehoko on Reserve/Injured. Signed LB Shaquille Quarterman and TE Eric Tomlinson to practice squad. Released TE McCallan Castles from practice squad.</p> <p>Nov. 9 Activated RB Gus Edwards from Reserve/Injured; Designated for Return. Signed TE Tucker Fisk to active roster. Activated CB Eli Apple (standard elevation) and OLB Caleb Murphy (standard elevation) from practice squad. Signed TE McCallan Castles to practice squad.</p> <p>Nov. 11 Reverted CB Eli Apple and OLB Caleb Murphy to practice squad.</p> <p>Nov. 15 Reverted CB Eli Apple and OLB Caleb Murphy to practice squad.</p> <p>Nov. 16 Signed LB Shaquille Quarterman to active roster. Waived CB Dicaprio Bootle. Activated CB Eli Apple (standard elevation) and OLB Caleb Murphy (standard elevation) from practice squad.</p> <p>Nov. 18 Reverted CB Eli Apple and OLB Caleb Murphy to practice squad.</p> <p>Nov. 19 Signed CB Dicaprio Bootle to practice squad.</p> <p>Nov. 20 Signed S Emany Johnson to practice squad. Released TE McCallan Castles from practice squad.</p> <p>Nov. 25 Activated DB Deane Leonard from Reserve/Injured; Designated for Return. Placed TE Hayden Hurst on Reserve/Injured. Signed CB Eli Apple to active roster. Waived S AJ Finley. Activated S Tony Jefferson (standard elevation) and OLB Caleb Murphy (standard elevation) from practice squad.</p>	<p>Nov. 26 Reverted S Tony Jefferson and OLB Caleb Murphy to practice squad. Signed TE McCallan Castles to practice squad.</p> <p>Nov. 27 Claimed S Marcus Maye off waivers. Placed CB Eli Apple on Reserve/Injured.</p> <p>Nov. 30 Placed RB J.K. Dobbins and S Alohi Gilman on Reserve/Injured. Signed S Tony Jefferson to active roster. Activated CB Dicaprio Bootle (standard elevation) and LB Jeremiah Jean-Baptiste (standard elevation) from practice squad.</p> <p>Dec. 2 Reverted CB Dicaprio Bootle and LB Jeremiah Jean-Baptiste to practice squad.</p> <p>Dec. 3 Signed RB John Kelly to practice squad.</p> <p>Dec. 4 Designated LB Junior Colson for return from Reserve/Injured.</p> <p>Dec. 5 Signed WR Laviska Shenault to practice squad. Released WR Dez Fitzpatrick from practice squad.</p> <p>Dec. 7 Activated LB Junior Colson from Reserve/Injured; Designated for Return. Activated RB Jaret Patterson (standard elevation) and S Kendall Williamson (standard elevation) from practice squad.</p> <p>Dec. 9 Reverted RB Jaret Patterson and S Kendall Williamson to practice squad.</p> <p>Dec. 10 Signed WR Dez Fitzpatrick to practice squad. Released T Alex Leatherwood from practice squad.</p> <p>Dec. 14 Placed WR Jalen Reagor on Reserve/Injured. Activated WR Laviska Shenault (standard elevation) and TE Eric Tomlinson (standard elevation) from practice squad.</p> <p>Dec. 17 Designated TE Hayden Hurst for return from Reserve/Injured.</p> <p>Dec. 19 Activated TE Hayden Hurst from Reserve/Injured; Designated for Return. Activated CB Dicaprio Bootle (standard elevation) and S Kendall Williamson (standard elevation) from practice squad.</p> <p>Dec. 20 Reverted CB Dicaprio Bootle and S Kendall Williamson to practice squad.</p>	<p>Dec. 23 Designated RB J.K. Dobbins for return from Reserve/Injured. Placed S Marcus Maye on Reserve/Injured. Signed S Eddie Jackson to practice squad. Released RB John Kelly from practice squad.</p> <p>Dec. 27 Activated RB J.K. Dobbins from Reserve/Injured; Designated for Return. Activated S Eddie Jackson (standard elevation) and S Kendall Williamson (standard elevation) from practice squad.</p> <p>Dec. 30 Reverted S Eddie Jackson and S Kendall Williamson to practice squad.</p> <p>Jan. 1 Designated S Alohi Gilman for return from Reserve/Injured. Placed DB Elijah Molden on Reserve/Injured.</p> <p>Jan. 2 Signed S Terrell Edmunds to practice squad. Released S Emany Johnson from practice squad.</p> <p>Jan. 4 Activated S Alohi Gilman from Reserve/Injured; Designated for Return. Activated WR Dez Fitzpatrick (standard elevation) and S Eddie Jackson (standard elevation) from practice squad.</p> <p>Jan. 6 Reverted WR Dez Fitzpatrick and S Eddie Jackson to practice squad.</p> <p>Jan. 7 Designated WR Simi Fehoko for return from Reserve/Injured. Signed RB Ezekiel Elliott to practice squad. Released WR Laviska Shenault from practice squad.</p> <p>Jan. 8 Designated CB Eli Apple for return from Reserve/Injured.</p> <p>Jan. 9 Waived OL Jordan McFadden.</p> <p>Jan. 10 Activated CB Eli Apple and WR Simi Fehoko from Reserve/Injured; Designated for Return. Placed DB Ja'Sir Taylor on Reserve/Injured. Activated S Eddie Jackson (standard elevation) and RB Jaret Patterson (standard elevation) from practice squad.</p> <p>Jan. 11 Reverted S Eddie Jackson and RB Jaret Patterson to practice squad.</p>
---	--	---

2024 TRANSACTIONS BY PLAYER

Allen, Brevin — OLB

Jan. 9 Signed to Reserve/Future contract
May 14 Waived

Allen, Keenan — WR

March 15 Traded to Chicago

Alt, Joe — T

June 11 Signed

Apple, Eli — CB

Oct. 15 Signed to practice squad
Nov. 2 Activated from practice squad (standard elevation)
Nov. 4 Reverted to practice squad
Nov. 9 Activated from practice squad (standard elevation)
Nov. 11 Reverted to practice squad
Nov. 16 Activated from practice squad (standard elevation)
Nov. 18 Reverted to practice squad
Nov. 25 Signed to active roster
Nov. 27 Placed on Reserve/Injured
Jan. 8 Designated for return from Reserve/Injured
Jan. 10 Activated from Reserve/Injured; Designated for Return

Barnhart, Karsen — G

May 10 Signed
Aug. 27 Waived
Aug. 28 Signed to practice squad

Bauman, Casey — QB

May 10 Signed
Aug. 12 Waived

Benson, Luke — TE

May 10 Signed
Aug. 27 Waived
Aug. 28 Signed to practice squad
Sept. 24 Released from practice squad

Bootle, Dicaprio — CB

Sept. 11 Signed to practice squad
Oct. 12 Activated from practice squad (standard elevation)
Oct. 14 Reverted to practice squad
Oct. 21 Signed to active roster
Nov. 16 Waived
Nov. 19 Signed to practice squad
Nov. 27 Activated from practice squad (standard elevation)
Dec. 2 Reverted to practice squad
Dec. 19 Activated from practice squad (standard elevation)
Dec. 20 Reverted to practice squad

Bozeman, Bradley — C

March 18 Signed

Castles, McCallan — TE

Oct. 15 Signed to practice squad
Nov. 6 Released from practice squad
Nov. 9 Signed to practice squad
Nov. 20 Released from practice squad
Nov. 26 Signed to practice squad

Chark Jr., DJ — WR

May 16 Signed
Sept. 7 Placed on Reserve/Injured
Oct. 16 Designated for return from Reserve/Injured
Nov. 2 Activated from Reserve/Injured; Designated for Return

Clark, Jerrod — DL

Jan. 9 Signed to Reserve/Future contract
Aug. 27 Waived

Collins, Chris — OLB

May 14 Signed
Aug. 27 Placed on Reserve/Injured

Colson, Junior — LB

May 10 Signed
July 17 Declared Non-Football Illness
July 30 Passed Physical
Nov. 6 Placed on Reserve/Injured
Dec. 4 Designated for return from Reserve/Injured
Dec. 7 Activated from Reserve/Injured; Designated for Return

Daniels, Braeden — G/T

Sept. 26 Signed to practice squad
Sept. 30 Released from practice squad

Dent, Akeem — S

May 10 Signed
Aug. 27 Waived

Dicker, Cameron — K

March 5 Extended exclusive rights tender
April 2 Re-signed
Aug. 30 Signed contract extension

Dobbins, J.K. — RB

April 18 Signed
Nov. 30 Placed on Reserve/Injured
Dec. 23 Designated for return from Reserve/Injured
Dec. 27 Activated from Reserve/Injured; Designated for Return

Dotson, Elijah — RB

Jan. 9 Signed to Reserve/Future contract
Aug. 27 Waived

Duggan, Max — QB

Jan. 9 Signed to Reserve/Future contract
Aug. 19 Waived

Dupree, Bud — OLB

May 13 Signed

Dye, Troy — LB

March 18 Signed

Eboigbe, Justin — DL

May 16 Signed

Edmunds, Terrell — S

Jan. 2 Signed to practice squad

Edwards, Gus — RB

March 16 Signed
Oct. 12 Placed on Reserve/Injured
Nov. 6 Designated for return from Reserve/Injured
Nov. 9 Activated from Reserve/Injured; Designated for Return

Elliott, Ezekiel — RB

Jan. 2 Signed to practice squad

Farmer II, Andrew — OLB

Aug. 27 Waived
Aug. 28 Signed to practice squad
Sept. 3 Released from practice squad

Fehoko, Simi — WR

Jan. 9 Signed to Reserve/Future contract
Nov. 6 Placed on Reserve/Injured
Jan. 7 Designated for return from Reserve/Injured
Jan. 10 Activated from Reserve/Injured; Designated for Return

Finley, AJ — S

Nov. 25 Waived

Fisk, Tucker — TE

Aug. 14 Signed
Aug. 27 Waived
Aug. 28 Signed to practice squad
Nov. 9 Signed to active roster

Fitzpatrick, Dez — WR

Sept. 3 Signed to practice squad
Dec. 5 Released from practice squad
Dec. 10 Signed to practice squad
Jan. 4 Activated from practice squad (standard elevation)
Jan. 6 Reverted to practice squad

Ford, Poona — DL

March 16 Signed

Fulton, Kristian — CB

April 2 Signed

Gill, Jaelen — WR

May 10 Signed
Aug. 27 Waived

Gilman, Alohi — S

March 13 Re-signed
Nov. 30 Placed on Reserve/Injured
Jan. 1 Designated for return from Reserve/Injured
Jan. 4 Activated from Reserve/Injured; Designated for Return

Ginda, Frank — LB

Aug. 19 Signed
Aug. 27 Waived

Hankins, Matt — CB

Jan. 9 Signed to Reserve/Future contract
Aug. 27 Waived
Aug. 28 Signed to practice squad
Sept. 7 Released from practice squad with injury settlement

Harper, Thomas — S

May 10 Signed
Aug. 27 Waived

Hart, Cam — CB

May 10 Signed

Haskins, Hassan — RB

Aug. 28 Claimed off Waivers

Heinicke, Taylor — QB

Aug. 29 Traded for from Atlanta

Heins, Zach — TE

May 10 Signed
Aug. 27 Waived

Hinton, Christopher — DL

Jan. 11 Signed to Reserve/Future contract
Aug. 27 Waived
Aug. 28 Signed to practice squad

Hurst, Hayden — TE

March 16 Signed
Nov. 25 Placed on Reserve/Injured
Dec. 17 Designated for return from Reserve/Injured
Dec. 19 Activated from Reserve/Injured; Designated for Return

2024 TRANSACTIONS BY PLAYER

Jackson, Eddie — S

Dec. 23 Signed to practice squad
 Dec. 27 Activated from practice squad (standard elevation)
 Dec. 30 Reverted to practice squad
 Jan. 4 Activated from practice squad (standard elevation)
 Jan. 6 Reverted to practice squad
 Jan. 10 Activated from practice squad (standard elevation)
 Jan. 13 Reverted to practice squad

Jackson, Savion — OLB

May 10 Signed
 Aug. 6 Waived
 Aug. 13 Signed
 Aug. 27 Waived

James Jr., Derwin — S

Sept. 25 Placed on Reserve/Suspended By Commissioner-Less than One Year
 Sept. 30 Suspension lifted and granted exempt status
 Oct. 1 Activated from exempt status

Jean-Baptiste, Jeremiah — LB

May 10 Signed
 Aug. 27 Waived
 Aug. 28 Signed to practice squad
 Nov. 27 Activated from practice squad (standard elevation)
 Dec. 2 Reverted to practice squad

Jefferson, Tony — S

June 14 Signed
 Aug. 29 Released
 Aug. 30 Signed to practice squad
 Sept. 14 Activated from practice squad (standard elevation)
 Sept. 16 Reverted to practice squad
 Sept. 26 Signed to active roster
 Sept. 30 Released
 Oct. 1 Signed to practice squad
 Oct. 12 Signed to active roster
 Oct. 19 Released
 Oct. 21 Signed to practice squad
 Nov. 25 Activated from practice squad (standard elevation)
 Nov. 26 Reverted to practice squad
 Nov. 30 Signed to active roster

Johnson, Cornelius — WR

May 10 Signed
 Aug. 27 Waived
 Aug. 28 Signed to practice squad
 Sept. 3 Released from practice squad

Johnson, Emany — S

Nov. 20 Signed to practice squad
 Jan. 2 Released from practice squad

Johnson, Jaylen — WR

May 10 Signed
 Aug. 27 Waived
 Aug. 28 Signed to practice squad
 Oct. 26 Activated from practice squad (standard elevation)
 Oct. 28 Reverted to practice squad

Johnson, Leon — WR

May 10 Signed
 Aug. 19 Waived

Kelly, John — RB

Dec. 3 Signed to practice squad
 Dec. 23 Released from practice squad

Kendricks, Eric — LB

March 5 Released

Kennedy, Robert — CB

May 10 Signed
 Aug. 27 Waived
 Aug. 28 Signed to practice squad
 Aug. 29 Released from practice squad

Laing, Brent — C

Jan. 9 Signed to Reserve/Future contract
 Aug. 27 Waived

Leatherwood, Alex — T

May 29 Signed
 Aug. 27 Waived
 Aug. 28 Signed to practice squad
 Dec. 10 Released from practice squad

Lee, Shane — LB

May 10 Signed
 Aug. 27 Waived

Leonard, Deane — DB

Oct. 21 Placed on Reserve/Injured
 Nov. 15 Designated for return from Reserve/Injured
 Nov. 25 Activated from Reserve/Injured; Designated for Return

Linsley, Corey — C

June 5 Released

Lynch, Blake — LB

Sept. 24 Signed to practice squad
 Sept. 28 Activated from practice squad (standard elevation)
 Sept. 30 Reverted to practice squad
 Oct. 15 Released from practice squad

Mason, Ben — FB/TE

April 2 Signed
 Aug. 13 Waived/Injured

Mason, Micheal — DL

May 10 Signed
 Aug. 22 Waived

Maye, Marcus — S

Nov. 27 Claimed off Waivers
 Dec. 23 Placed on Reserve/Injured

McConkey, Ladd — WR

June 20 Signed

McFadden, Jordan — OL

Jan. 9 Waived

McLellan, Tyler — T

May 10 Signed
 Aug. 27 Placed on Reserve/Injured

Molden, Elijah — DB

Aug. 29 Traded for from Tennessee
 Jan. 1 Placed on Reserve/Injured

Morris-Brash, Tre'Mon — OLB

May 10 Signed
 Aug. 27 Waived
 Aug. 28 Signed to practice squad

Murphy, Caleb — OLB

Oct. 30 Signed to practice squad
 Nov. 9 Activated from practice squad (standard elevation)
 Nov. 11 Reverted to practice squad
 Nov. 16 Activated from practice squad (standard elevation)
 Nov. 18 Reverted to practice squad
 Nov. 25 Activated from practice squad (standard elevation)
 Nov. 26 Reverted to practice squad

Mustipher, Sam — C

Aug. 28 Signed to practice squad
 Sept. 28 Activated from practice squad (standard elevation)
 Sept. 30 Reverted to practice squad
 Oct. 21 Activated from practice squad (standard elevation)
 Oct. 22 Reverted to practice squad
 Oct. 30 Signed to active roster

Niemann, Nick — LB

Aug. 27 Placed on Reserve/Injured and Designated for return from Reserve/Injured
 Oct. 12 Activated from Reserve/Injured; Designated for Return

Okoye, CJ — DL

Jan. 9 Signed to Reserve/Future contract
 Aug. 27 Waived
 Aug. 28 Signed to practice squad

Olatoke, Praise — WR

June 14 Signed
 Aug. 12 Waived

Parham Jr., Donald — TE

Aug. 27 Released

Patrick, Willis — G

May 10 Signed
 Aug. 27 Waived

Patterson, Jaret — RB

Jan. 10 Signed to Reserve/Future contract
 Aug. 29 Waived
 Sept. 2 Signed to practice squad
 Dec. 7 Activated from practice squad (standard elevation)
 Dec. 9 Reverted to practice squad
 Jan. 10 Activated from practice squad (standard elevation)
 Jan. 13 Reverted to practice squad

Perez, Luis — QB

Aug. 7 Signed
 Aug. 27 Waived

Perryman, Denzel — LB

March 19 Signed

Phillips, Jalyn — S

May 10 Signed
 Aug. 16 Waived
 Aug. 19 Signed
 Aug. 27 Waived

2024 TRANSACTIONS BY PLAYER

Quarterman, Shaquille — LB

Aug. 13 Signed
 Aug. 27 Waived
 Aug. 28 Signed to practice squad
 Sept. 7 Activated from practice squad (standard elevation)
 Sept. 9 Reverted to practice squad
 Sept. 14 Activated from practice squad (standard elevation)
 Sept. 16 Reverted to practice squad
 Sept. 21 Activated from practice squad (standard elevation)
 Sept. 23 Reverted to practice squad
 Oct. 9 Released from practice squad
 Nov. 6 Signed to practice squad
 Nov. 16 Signed to active roster

Reagor, Jalen — WR

Sept. 24 Signed to practice squad
 Oct. 21 Activated from practice squad (standard elevation)
 Oct. 22 Reverted to practice squad
 Oct. 26 Activated from practice squad (standard elevation)
 Oct. 28 Reverted to practice squad
 Nov. 2 Activated from practice squad (standard elevation)
 Nov. 4 Reverted to practice squad
 Nov. 6 Signed to active roster
 Dec. 14 Placed on Reserve/Injured

Rex, Isaac — TE

Aug. 22 Signed
 Aug. 27 Waived

Rice, Brenden — WR

May 10 Signed
 Nov. 2 Placed on Reserve/Injured

Rumph II, Chris — OLB

Aug. 27 Placed on Reserve/Injured

Samuel Jr., Asante — CB

Oct. 12 Placed on Reserve/Injured

Sarell, Foster — T

March 5 Extended exclusive rights tender
 March 8 Re-signed

Shelby, Ty — OLB

Aug. 27 Waived

Shelton, Nehemiah — CB

Sept. 9 Signed to practice squad
 Sept. 24 Released from practice squad
 Oct. 9 Signed to practice squad
 Oct. 19 Released from practice squad

Shenault, Laviska — WR

Dec. 5 Signed to practice squad
 Dec. 14 Activated from practice squad (standard elevation)
 Dec. 16 Reverted to practice squad
 Jan. 7 Released from practice squad

Smith, Tyler — T

May 10 Signed
 May 23 Waived

Spiller, Isaiah — RB

Aug. 27 Waived
 Aug. 28 Signed to practice squad
 Sept. 2 Released from practice squad

Stick, Easton — QB

March 16 Signed

Still, Tarheeb — CB

May 10 Signed

Tart, Teair — DL

Aug. 16 Signed

Taylor, Ja'Sir — DB

Jan. 10 Placed on Reserve/Injured

Tomlinson, Eric — TE

Aug. 29 Signed to practice squad
 Sept. 7 Signed to active roster
 Nov. 5 Released
 Nov. 6 Signed to practice squad
 Dec. 14 Activated from practice squad (standard elevation)
 Dec. 16 Reverted to practice squad

Trainer, Andrew — T

March 12 Waived

Uzodinma, Amechi — CB

March 12 Waived

Vidal, Kimani — RB

May 10 Signed

Wade, Shaun — CB

Sept. 3 Signed to practice squad
 Oct. 21 Signed to active roster
 Oct. 22 Waived
 Oct. 24 Signed to practice squad

Walton, Zamari — CB

May 10 Signed
 Aug. 27 Waived

Wilcox, Chris — CB

Jan. 9 Signed to Reserve/Future contract
 Aug. 13 Waived

Williams, Bucky — C/G

May 10 Signed
 Aug. 27 Placed on Reserve/Injured

Williams, Mike — WR

March 13 Released

Williamson, Kendall — S

Oct. 30 Signed to practice squad
 Dec. 7 Activated from practice squad (standard elevation)
 Dec. 9 Reverted to practice squad
 Dec. 19 Activated from practice squad (standard elevation)
 Dec. 20 Reverted to practice squad
 Dec. 27 Activated from practice squad (standard elevation)
 Dec. 30 Reverted to practice squad

Wooden, Isaiah — WR

Aug. 12 Signed
 Aug. 27 Waived

Woods, JT — S

Aug. 28 Waived

MEDIA INFORMATION



SoFi Stadium

SEATING MAP



CHARGERS.COM

GAME-DAY MEDIA PARKING: Media attending Chargers home games have been assigned reserved areas to park at SoFi Stadium. All parking will be distributed electronically. As a reminder, parking is limited and is being provided as a courtesy.

MEDIA ENTRANCE: All credentialed media must enter through southeast media gate between entries 10 & 11 near Media Will Call and are subject to search procedures. Please be prepared to open all cases and bags for inspection by SoFi Stadium security personnel. All items will be inspected and tagged for security purposes. Please make sure bags are identifiable and limit carry-in items to only what is necessary. Please remove any security tags from prior games.

PRESS WILL CALL
Press Will Call is located at the southeast media gate between entries 10 & 11.

PRESS BOX
Media can access the press box by entering SoFi Stadium through the southeast media gate. Once on the concourse, turn left and walk along the concourse around the South end zone until reaching elevators in the southwest corner of the stadium. Take the elevators up to level 7 to access the press box.

CHARGERS MEDIA SITE
[Chargers.com/media](https://chargers.com/media) is available to assist media with coverage leading up to each game of the 2024 season. The media site contains digital copies of all press materials. Credential requests on the site must be submitted by the sports director, sports editor or photo editor to be considered.

CHARGERS GAME RELEASE
Stats and notes in Los Angeles Chargers Game Releases are found utilizing a variety of sources, including STATS LLC, Sportradar, Stathead and the Elias Sports Bureau.

LOS ANGELES CHARGERS COMMUNICATIONS CONTACTS

NAME	TITLE	EMAIL
Josh Rupprecht	Senior Vice President, Communications & Brand Messaging	Josh.Rupprecht@Chargers.NFL.com
Jennifer Rojas	Vice President, Marketing Communications & Alumni Affairs	Jennifer.Rojas@Chargers.NFL.com
Lauren Georgeson	Senior Manager, Corporate Marketing & Communications	Lauren.Georgeson@Chargers.NFL.com
Brock Anderson	Senior Manager, Football Communications	Brock.Anderson@Chargers.NFL.com
Leonie Strehl	Senior Coordinator, Marketing Communications & Alumni Affairs	Leonie.Strehl@Chargers.NFL.com
Ricky Martinez	Coordinator, Football Communications	Ricky.Martinez@Chargers.NFL.com

***SUPPLEMENTAL
STATS***

ALL-TIME SERIES HISTORY

Franchise	REGULAR SEASON						POSTSEASON					PRESEASON		
	W	L	T	Pct.	PF	PA	W	L	Pct.	PF	PA	W	L	T
Arizona Cardinals ¹	11	5	0	.688	407	318	0	0	—			14	11	0
Atlanta Falcons	5	8	0	.385	187	260	0	0	—			4	2	0
Baltimore Ravens	5	10	0	.333	275	337	1	0	1.000	23	17	0	0	0
Buffalo Bills	24	12	2	.667	938	660	1	2	.333	27	57	0	1	0
Carolina Panthers	2	6	0	.250	135	171	0	0	—			0	0	0
Chicago Bears	7	7	0	.500	279	233	0	0	—			4	3	0
Cincinnati Bengals	23	14	0	.622	905	805	1	1	.500	34	37	0	0	0
Cleveland Browns ²	20	9	1	.683	727	582	0	0	—			1	0	1
Dallas Cowboys	5	8	0	.385	295	296	0	0	—			9	8	0
Denver Broncos	57	72	1	.442	2,789	2,764	0	1	.000	17	24	5	2	0
Detroit Lions	7	6	0	.538	292	304	0	0	—			0	1	0
Green Bay Packers	2	11	0	.154	232	376	0	0	—			2	1	1
Houston Texans	6	3	0	.667	247	192	0	1	.000	12	32	1	0	0
Indianapolis Colts ³	18	10	0	.643	666	476	2	1	.667	71	76	2	2	0
Jacksonville Jaguars	9	4	0	.692	385	255	0	0	—			0	0	0
Kansas City Chiefs ⁴	57	71	1	.445	2,624	2,880	1	0	1.000	17	0	5	2	0
Las Vegas Raiders ⁵	60	68	2	.469	2,857	2,876	0	1	.000	27	34	7	7	0
Los Angeles Rams ⁶	6	7	0	.462	344	335	0	0	—			20	19	0
Miami Dolphins	15	18	0	.455	753	738	2	2	.500	76	124	3	1	0
Minnesota Vikings	7	8	0	.467	358	369	0	0	—			3	11	1
New England Patriots ⁷	16	24	2	.400	817	983	1	3	.250	112	96	5	2	0
New Orleans Saints	8	6	0	.571	367	272	0	0	—			4	6	0
New York Giants	8	5	0	.615	356	302	0	0	—			5	3	0
New York Jets ⁸	24	12	1	.667	1,057	739	0	2	.000	31	37	4	2	1
Philadelphia Eagles	8	5	0	.615	262	266	0	0	—			3	1	0
Pittsburgh Steelers	9	24	0	.273	626	854	2	1	.667	72	76	1	2	0
San Francisco 49ers	8	7	0	.533	339	396	0	1	.000	26	49	22	27	0
Seattle Seahawks	25	27	0	.481	1,090	1,103	0	0	—			5	13	0
Tampa Bay Buccaneers	8	5	0	.615	348	290	0	0	—			0	0	0
Tennessee Titans ⁹	29	16	1	.644	1,176	1,002	1	3	.250	50	57	7	3	0
Washington Commanders ¹⁰	5	7	0	.417	259	284	0	0	—			1	0	0
ALL-TIME TOTALS	494	495	11	.499	22,392	21,717	12	20	.375	625	747	137	127	4

Note: Prior to 1972, tie games were not included in winning percentage.

1—Known as St. Louis Cardinals (1960-87) and Phoenix Cardinals (1988-93)

2—Did not play from 1996-98 after relocation to Baltimore, but rejoined as an expansion franchise in 1999

3—Known as Baltimore Colts (1960-83)

4—Known as Dallas Texans (1960-62)

5—Known as Los Angeles Rams (1960-94 and 2016-present) and St. Louis Rams (1995-2015)

6—Known as Boston Patriots (1960-70)

7—Known as Titans of New York (1960-62)

8—Known as Oakland Raiders (1960-81 and 1995-2019) and Los Angeles Raiders (1982-94)

9—Known as Houston Oilers (1960-96) and Tennessee Oilers (1997-98)

10—Known as Washington Redskins (1960-2019) and Washington Football Team (2020-21)

THE LAST TIME . . .

Regular season in regular font | Postseason in italics

RUSHING

200 Yards Rushing, Individual

CHARGERS — LaDainian Tomlinson, Dec. 28, 2003 vs. Oakland (243 yards)
OPPONENT — Adrian Peterson, Nov. 4, 2007 at Minnesota (296 yards)
CHARGERS — *Keith Lincoln, AFL Championship,*
Jan. 5, 1964 vs. Boston (206 yards)
OPPONENT — *Never*

100 Yards Rushing, Individual

CHARGERS — **J.K. Dobbins, Sept. 15, 2024 at Carolina (131 yards)**
OPPONENT — **Bucky Irving, Dec. 15, 2024 vs. Tampa Bay (117 yards)**
CHARGERS — *Darren Sproles, AFC Wild Card,*
Jan. 3, 2009 vs. Indianapolis (105 yards)
OPPONENT — **Joe Mixon, AFC Wild Card,**
Jan. 11, 2025 at Houston (106 yards)

100 Yards Rushing, One Half, Individual

CHARGERS — **J.K. Dobbins, Sept. 8, 2024 vs. Las Vegas (131 yards in second half)**
OPPONENT — Daivid Montgomery, Nov 12, 2023 vs. Detroit (102 yards in first half)
CHARGERS — *Keith Lincoln, AFL Championship,*
Jan. 5, 1964 vs. Boston (176 yards in first half)
OPPONENT — *Sony Michel, AFC Divisional,*
Jan. 13, 2019 at New England (105 yards in first half)

Two 100-Yard Rushers

CHARGERS — Darren Sproles (122 yards) and LaDainian Tomlinson (116 yards) Dec. 16, 2007, vs. Detroit
OPPONENT — Frank Gore (158 yards) and Colin Kaepernick (151 yards), Dec. 20, 2014 at San Francisco
CHARGERS — *Never*
OPPONENT — *Never*

Four Touchdowns Rushing, Individual

CHARGERS — LaDainian Tomlinson, Oct. 14, 2007 vs. Oak. (3, 27, 13, 41 yards)
OPPONENT — *Never*
CHARGERS — *Never*
OPPONENT — *Never*

Three Touchdowns Rushing, Individual

CHARGERS — Melvin Gordon, Oct. 15, 2018, at Cleveland (4, 10, 11 yards)
OPPONENT — Darrel Young, Nov. 3, 2013 at Washington (1, 1, 4 yards)
CHARGERS — *Never*
OPPONENT — *Sony Michel, AFC Divisional,*
Jan. 13, 2019 at New England (1, 14, 5 yards)

Two Touchdowns Rushing, Individual

CHARGERS — **Gus Edwards, Dec. 19, 2024 vs. Denver (1, 5 yards)**
OPPONENT — Josh Allen, Dec. 23, 2023 vs. Buffalo (2, 1 yard)
CHARGERS — *Darren Sproles, AFC Wild Card,*
Jan. 3, 2009 vs. Indianapolis (9, 22 yards)
OPPONENT — *Sony Michel, AFC Divisional,*
Jan. 13, 2019 at New England (1, 14, 5 yards)

PASSING

500 Yards Passing, Individual

CHARGERS — Philip Rivers, Oct. 18, 2015 at Green Bay (503 yards)
OPPONENT — *Never*
CHARGERS — *Never*
OPPONENT — *Never*

400 Yards Passing, Individual

CHARGERS — Justin Herbert, Sept. 24, 2023 at Minnesota (405 yards)
OPPONENT — Patrick Mahomes, Oct. 22, 2023 at Kansas City (424 yards)
CHARGERS — *Dan Fouts, AFC Divisional,*
Jan. 2, 1982 at Miami (433 yards)
OPPONENT — *Peyton Manning, AFC Divisional,*
Jan. 13, 2008 at Indianapolis (402 yards)

300 Yards Passing, Individual

CHARGERS — **Justin Herbert, Jan. 5, 2025 at Las Vegas (346 yards)**
OPPONENT — **Joe Burrow, Nov. 17, 2024 vs. Cincinnati (356 yards)**
CHARGERS — *Philip Rivers, AFC Divisional,*
Jan. 13, 2019 at New England (331 yards)
OPPONENT — *Tom Brady, AFC Divisional,*
Jan. 13, 2019 at New England (343 yards)

Six Touchdown Passes, Individual

CHARGERS — Dan Fouts, Nov. 22, 1981 at Oakland (12, 15, 29, 4, 5, 6 yards)
OPPONENT — *Never*
CHARGERS — *Never*
OPPONENT — *Never*

Five Touchdown Passes, Individual

CHARGERS — Drew Brees, Oct. 31, 2004 vs. Oakland (17, 13, 23, 5, 1 yards)
OPPONENT — Tom Brady, Oct. 4, 2020 at Tampa Bay (3, 6, 28, 19, 9 yards)
CHARGERS — *Never*
OPPONENT — *Never*

Four Touchdown Passes, Individual

CHARGERS — Justin Herbert, Nov. 12, 2023 vs. Detroit (29, 18, 1, 38 yards)
OPPONENT — **Baker Mayfield, Dec. 15, 2024 vs. Tampa Bay (26, 57, 35, 11 yards)**
CHARGERS — *Never*
OPPONENT — *Don Strock, AFC Divisional,*
Jan. 2, 1982 at Miami (1, 40, 15, 50 yards)

Three Touchdown Passes, Individual

CHARGERS — **Justin Herbert, Dec. 28, 2024 at New England (23, 6, 40 yards)**
OPPONENT — **Baker Mayfield, Dec. 15, 2024 vs. Tampa Bay (26, 57, 35, 11 yards)**
CHARGERS — *Philip Rivers, AFC Divisional,*
Jan. 13, 2019 at New England (43, 1, 8 yards)
OPPONENT — *Peyton Manning, AFC Divisional,*
Jan. 13, 2008 at Indianapolis (25, 9, 55 yards)

Six Interceptions Thrown, Individual

CHARGERS — Ed Luther, Oct. 31, 1983 vs. Washington
OPPONENT — Peyton Manning, Nov. 11, 2007 vs. Indianapolis
CHARGERS — *Never*
OPPONENT — *Never*

Five Interceptions Thrown, Individual

CHARGERS — Craig Whelihan, Dec. 13, 1998 at Seattle
OPPONENT — Nathan Peterman, Nov. 19, 2017 vs. Buffalo
CHARGERS — *Dan Fouts, AFC Second Round, Jan. 16, 1983 at Miami*
OPPONENT — *George Blanda, AFL Championship,*
Dec. 24, 1961 vs. Houston Oilers

Four Interceptions Thrown, Individual

CHARGERS — Philip Rivers, Nov. 18, 2019 vs. Kansas City in Mexico City, Mexico
OPPONENT — **Kirk Cousins, Dec. 1, 2024 at Atlanta**
CHARGERS — **Justin Herbert, AFC Wild Card, Jan. 11, 2025 at Houston**
OPPONENT — *George Blanda, AFL Championship,*
Dec. 24, 1961 vs. Houston Oilers

RECEIVING

10 or More Receptions, Individual

- CHARGERS** — **Quentin Johnston, Jan. 5, 2025 at Las Vegas (13 receptions)**
OPPONENT — Cole Kmet, Oct. 29, 2023 vs. Chicago (10 receptions)
CHARGERS — **Ronnie Harmon, AFC Wild Card,**
Dec. 31, 1995 vs. Indianapolis (10 receptions)
OPPONENT — James White, AFC Divisional,
Jan. 13, 2019 at New England (15 receptions)

200 Yards Receiving, Individual

- CHARGERS** — Keenan Allen, Sept. 24, 2023 at Minnesota (215 yards)
OPPONENT — Tyreek Hill, Sept. 10, 2023 vs. Miami (215 yards)
CHARGERS — *Never*
OPPONENT — *Never*

100 Yards Receiving, Individual

- CHARGERS** — **Quentin Johnston, Jan. 5, 2025 at Las Vegas (186 yards)**
OPPONENT — **Jakobi Meyers, Jan. 5, 2025 at Las Vegas (123 yards)**
CHARGERS — **Ladd McConkey, AFC Wild Card,**
Jan. 11, 2025 at Houston (197 yards)
OPPONENT — **Nico Collins, AFC Wild Card,**
Jan. 11, 2025 at Houston (122 yards)

100 Yards Receiving, One Half, Individual

- CHARGERS** — **Quentin Johnston, Jan. 5, 2025 at Las Vegas**
(118 yards in first half)
OPPONENT — **Mike Evans, Dec. 15, 2024 vs. Tampa Bay**
(115 yards in second half)
CHARGERS — **Ladd McConkey, AFC Wild Card,**
Jan. 11, 2025 at Houston (141 yards in second half)
OPPONENT — Julian Edelman, AFC Divisional,
Jan. 13, 2019 at New England (107 yards in first half)

Two 100-Yard Receivers

- CHARGERS** — Keenan Allen (215 yards) and Mike Williams (121 yards),
Sept. 24, 2023 at Minnesota
OPPONENT — Travis Kelce (191 yards) and Tyreek Hill (148 yards),
Dec. 16, 2021 vs. Kansas City
CHARGERS — Chris Chambers (133 yards) and Vincent Jackson (114 yards),
AFC Wild Card, Jan. 6, 2008
OPPONENT — Tony Nathan (114 yards) and Duriel Harris (106 yards),
AFC Divisional, Jan. 2, 1982

Five Touchdown Receptions, Individual

- CHARGERS** — Kellen Winslow, Nov. 22, 1981 at Oakland (15, 29, 4, 5, 3 yards)
OPPONENT — *Never*
CHARGERS — *Never*
OPPONENT — *Never*

Four Touchdown Receptions, Individual

- CHARGERS** — Kellen Winslow, Nov. 22, 1981 at Oakland (15, 29, 4, 5, 3 yards)
OPPONENT — Daryl Turner, Sept. 15, 1985 vs. Seattle (34, 15, 30, 7 yards)
CHARGERS — *Never*
OPPONENT — *Never*

Three Touchdown Receptions, Individual

- CHARGERS** — Danny Woodhead, Dec. 20, 2015 vs. Miami (20, 9, 9 yards)
OPPONENT — Travis Kelce, Nov. 20, 2022 vs. Kansas City (4, 32, 17 yards)
CHARGERS — *Never*
OPPONENT — Jerry Rice, Super Bowl XXIX at Joe Robbie Stadium,
Jan. 29, 1995 vs. San Francisco (44, 15, 7 yards)

Two Touchdown Receptions, Individual

- CHARGERS** — **Ladd McConkey, Dec. 28, 2024 vs. New Orleans (6, 40 yards)**
OPPONENT — **Mike Evans, Dec. 15, 2024 vs. Tampa Bay (57, 35 yards)**
CHARGERS — Keenan Allen, AFC Divisional,
Jan. 12, 2014 at Denver (16, 16 yards)
OPPONENT — Michael Crabtree, AFC Wild Card,
Jan. 6, 2019 at Baltimore (31, 7 yards)

COMBINATION

100 Yards Rushing and Receiving, Individual

- CHARGERS** — Austin Ekeler, Dec. 8, 2019 at Jacksonville
(101 yards rushing, 112 yards receiving)
OPPONENT — Essex Johnson, Sept. 30, 1973 vs. Cincinnati
(121 yards rushing, 116 yards receiving)
CHARGERS — Keith Lincoln, AFC Championship, Jan. 5, 1964 vs. Boston
(206 yards rushing, 123 yards receiving)
OPPONENT — *Never*

300-Yard Passer, 100-Yard Rusher and 100-Yard Receiver

- CHARGERS** — Philip Rivers (314 yards passing),
Austin Ekeler (101 yards rushing),
Austin Ekeler (112 yards receiving),
Dec. 8, 2019 at Jacksonville
OPPONENT — Patrick Mahomes (329 yards passing),
Isiah Pacheco (107 yards rushing),
Travis Kelce (115 yards receiving),
Nov. 20, 2022 vs. Kansas City
CHARGERS — Dan Fouts (333 yards passing),
Chuck Muncie (126 yards rushing),
Wes Chandler (124 yards receiving),
Kellen Winslow (102 yards receiving),
AFC Wild Card, Jan. 9, 1983 at Pittsburgh
OPPONENT — Tom Brady (343 yards passing),
Sony Michel (129 yards rushing),
Julian Edelman (151 yards receiving),
AFC Divisional, Jan. 13, 2019 at New England

INTERCEPTIONS

Four Interceptions, Individual

- CHARGERS** — *Never*
OPPONENT — Kwamie Lassiter, Dec. 27, 1998 at Arizona (4 interceptions)
CHARGERS — *Never*
OPPONENT — Vernon Perry, AFC Divisional,
Dec. 29, 1979 vs. Houston Oilers (4 interceptions)

Three Interceptions, Individual

- CHARGERS** — Antonio Cromartie, Nov. 11, 2007 vs. Indianapolis (3 interceptions)
OPPONENT — Kwamie Lassiter, Dec. 27, 1998 at Arizona (4 interceptions)
CHARGERS — *Never*
OPPONENT — Vernon Perry, AFC Divisional,
Dec. 29, 1979 vs. Houston Oilers (4 interceptions)

Two Interceptions, Individual

- CHARGERS** — **Tarheeb Still, Dec. 1, 2024 at Atlanta (2 interceptions)**
OPPONENT — Patrick Surtain II, Nov. 28, 2021 at Denver (2 interceptions)
CHARGERS — Glen Edwards, AFC Divisional,
Jan. 3, 1981 vs. Buffalo (2 interceptions)
OPPONENT — **Derek Stingley, AFC Wild Card,**
Jan. 11, 2025 at Houston (2 interceptions)

Interception Returned for Touchdown

- CHARGERS** — **Tarheeb Still, Dec. 1, 2024 at Atlanta**
(61 yards of Kirk Cousins)
OPPONENT — Jack Jones, Dec. 14, 2023 at Las Vegas
(16 yards of Easton Stick)
CHARGERS — *Never*
OPPONENT — **Eric Murray, AFC Wild Card,**
Jan. 11, 2025 at Houston (38 yards of Justin Herbert)

SACKS

Six Sacks, Individual

CHARGERS — Khalil Mack, Oct. 1, 2023 vs. Las Vegas (6.0 sacks)
OPPONENT — Never
CHARGERS — Never
OPPONENT — Never

Five Sacks, Individual

CHARGERS — Khalil Mack, Oct. 1, 2023 vs. Las Vegas (6.0 sacks)
OPPONENT — Never
CHARGERS — Never
OPPONENT — Never

Four-and-One-Half Sacks, Individual

CHARGERS — Khalil Mack, Oct. 1, 2023 vs. Las Vegas (6.0 sacks)
OPPONENT — Hugh Douglas, Oct. 18, 1998 vs. Philadelphia (4.5 sacks)
CHARGERS — Never
OPPONENT — Never

Four Sacks, Individual

CHARGERS — Khalil Mack, Oct. 1, 2023 vs. Las Vegas (6.0 sacks)
OPPONENT — Justin Houston, Dec. 28, 2014 at Kansas City (4.0 sacks)
CHARGERS — Never
OPPONENT — Never

Three-and-One-Half Sacks, Individual

CHARGERS — Khalil Mack, Oct. 1, 2023 vs. Las Vegas (6.0 sacks)
OPPONENT — Justin Houston, Dec. 28, 2014 at Kansas City (3.5 sacks)
CHARGERS — Never
OPPONENT — Never

Three Sacks, Individual

CHARGERS — Khalil Mack, Oct. 1, 2023 vs. Las Vegas (6.0 sacks)
OPPONENT — **Myles Garrett, Nov. 3 2024 at Cleveland (3.0 sacks)**
CHARGERS — Never
OPPONENT — Never

Two-and-One-Half Sacks, Individual

CHARGERS — **Tuli Tuipulotu, Nov. 3, 2024 at Cleveland (2.5 sacks)**
OPPONENT — **Myles Garrett, Nov. 3 2024 at Cleveland (3.0 sacks)**
CHARGERS — *Burt Grossman, AFC Wild Card, Jan. 2, 1993 vs. Kansas City (2.5 sacks)*
OPPONENT — Never

Two Sacks, Individual

CHARGERS — **Derwin James Jr., Dec. 28, 2024 at New England (2.0 sacks)**
OPPONENT — **Tershawn Wharton, Dec. 8, 2024 at Kansas City (2.0 sacks)**
CHARGERS — **Khalil Mack, AFC Wild Card, Jan. 11, 2025 at Houston (2.0 sacks)**
OPPONENT — *Shaun Phillips, AFC Divisional, Jan. 12, 2014 at Denver (2.0 sacks)*

TOUCHDOWNS

Five Touchdowns, Individual

CHARGERS — Kellen Winslow, Nov. 22, 1981 at Oakland (15-, 29-, 4-, 5-, 3-yard receptions)
OPPONENT — Never
CHARGERS — Never
OPPONENT — Never

Four Touchdowns, Individual

CHARGERS — Austin Ekeler, Nov. 21, 2021 vs. Pittsburgh (10-, 17-yard receptions; 6-, 5-yard runs)
OPPONENT — Harvey Williams, Nov. 16, 1997, vs. Oakland (8-, 32-yard receptions; 1-, 1-yard runs)
CHARGERS — Never
OPPONENT — Never

Three Touchdowns, Individual

CHARGERS — Austin Ekeler, Oct. 2, 2022 at Houston (14-yard receptions; 10-, 20-yard runs)
OPPONENT — Travis Kelce, Nov. 20, 2022 vs. Kansas City (4-, 32-, 17-yard receptions)
CHARGERS — Never
OPPONENT — *Sony Michel, AFC Divisional, Jan. 13, 2019 at New England (1-, 14-, 5-yard runs)*

FIELD GOALS AND PATS

Six Field Goals Made, Individual

CHARGERS — Greg Davis, Oct. 5, 1997 at Oakland (30, 22, 38, 43, 33, 33 yards)
OPPONENT — Phil Dawson, Nov. 5, 2006 vs. Cleveland (37, 20, 42, 30, 36, 35 yards)
CHARGERS — Never
OPPONENT — Never

Five Field Goals Made, Individual

CHARGERS — **Cameron Dicker, Oct. 21, 2024 at Arizona (59, 50, 28, 47, 40 yards)**
OPPONENT — Daniel Carlson, Jan. 9, 2022 at Las Vegas (24, 31, 52, 40, 47 yards)
CHARGERS — *Michael Badgley, AFC Wild Card, Jan. 6, 2019 at Baltimore (21, 53, 40, 34, 47 yards)*
OPPONENT — Never

Four Field Goals Made, Individual

CHARGERS — **Cameron Dicker, Jan. 5, 2025 at Las Vegas (33, 32, 49, 20 yards)**
OPPONENT — **Chase McLaughlin, Dec. 15, 2024 vs. Tampa Bay (22, 37, 42, 43 yards)**
CHARGERS — *Michael Badgley, AFC Wild Card, Jan. 6, 2019 at Baltimore (21, 53, 40, 34, 47 yards)*
OPPONENT — Never

50-Yard Field Goal, Individual

CHARGERS — **Cameron Dicker, Dec. 19, 2024 vs. Denver (57 yards)**
OPPONENT — **Matthew Wright, Dec. 8, 2024 at Kansas City (50 yards)**
CHARGERS — *Michael Badgley, AFC Wild Card, Jan. 6, 2019 at Baltimore (53 yards)*
OPPONENT — *Stephen Gostkowski, AFC Divisional, Jan. 14, 2007 vs. New England (50 yards)*

Blocked Field Goal Attempt

CHARGERS — **Teair Tart, Nov. 3, 2024 at Cleveland (51-yard Dustin Hopkins attempt)**
OPPONENT — Zack Allen, Dec. 31, 2023 at Denver (50-yard Cameron Dicker attempt)
CHARGERS — *Leroy Jones, AFC Divisional, Jan. 2, 1982 at Miami (34-yard Uwe von Schamann attempt)*
OPPONENT — Never

Two-Point Conversion

CHARGERS — **Ladd McConkey pass from Justin Herbert, Jan. 5, 2025 at Las Vegas**
OPPONENT — Clyde Edwards-Helaire pass from Patrick Mahomes, Dec. 16, 2021 vs. Kansas City
CHARGERS — *Keenan Allen pass from Philip Rivers, AFC Divisional, Jan. 13, 2019 at New England*
OPPONENT — *Kevin Faulk run, AFC Divisional, Jan. 14, 2007 vs. New England*

Defensive Two-Point Conversion

CHARGERS — Casey Hayward Jr., Dec. 30, 2018 at Denver (Interception of Case Keenum)
OPPONENT — Never
CHARGERS — Never
OPPONENT — **D'Angelo Ross, AFC Wild Card, Jan. 11, 2025 at Houston (Return of Cameron Dicker blocked PAT)**

Point After Touchdown Missed

CHARGERS — **Cameron Dicker, Nov. 3, 2024 at Cleveland (Second attempt, wide left)**
OPPONENT — Anders Carlson, Nov. 19, 2023 at Green Bay (Second attempt, wide right)
CHARGERS — *Rolf Benirschke, AFC Second Round, Jan. 16, 1993 at Miami (First attempt, wide right)*
OPPONENT — Never

Blocked Point After Touchdown

CHARGERS — Isaac Rochell, Sept. 27, 2020 vs. Carolina (Joey Slye, first attempt)
OPPONENT — Denico Autry, Dec. 31, 2017 vs. Oakland (Nick Rose, third attempt)
CHARGERS — Never
OPPONENT — **Denico Autry, AFC Wild Card, Jan. 11, 2025 at Houston (Cameron Dicker, first attempt)**

PUNTING

80-Yard Punt

CHARGERS — JK Scott, Dec. 11, 2023 vs. Denver (83 yards)
OPPONENT — Dustin Colquitt, Dec. 2, 2007 at Kansas City (81 yards)
CHARGERS — *Never*
OPPONENT — *Never*

70-Yard Punt

CHARGERS — JK Scott, Dec. 11, 2023 vs. Denver (83 yards)
OPPONENT — Bryce Baringer, Dec. 3, 2023 at New England (70 yards)
CHARGERS — *Never*
OPPONENT — *Ray Guy, AFC Championship, Jan. 11, 1981 vs. Oakland (71 yards)*

60-Yard Punt

CHARGERS — **JK Scott, Oct. 27, 2024 vs. New Orleans (67 yards)**
OPPONENT — **AJ Cole, Jan. 5, 2025 at Las Vegas (62 yards)**
CHARGERS — *Mike Scifres, AFC Divisional, Jan. 12, 2014 at Denver (62 yards)*
OPPONENT — **Tommy Townsend, AFC Wild Card, Jan. 11, 2025 at Houston (67 yards)**

Blocked Punt

CHARGERS — Jerry Attaochu of Drew Butler, Sept. 8, 2014 at Arizona
OPPONENT — Miles Killebrew of Ty Long, Nov. 21, 2021 vs. Pittsburgh
CHARGERS — *Never*
OPPONENT — *Lou Piccone of Rick Partridge, AFC Divisional, Jan. 3, 1981 vs. Buffalo*

10 or More Punts, Individual

CHARGERS — Drew Kaser, Nov. 12, 2017 at Jacksonville (10 punts for 485 yards)
OPPONENT — Chad Stanley, Sept. 15, 2002 vs. Houston (10 punts for 406 yards)
CHARGERS — *Never*
OPPONENT — *Never*

No Punts

CHARGERS — Dec. 26, 2021 at Houston
OPPONENT — Sept. 19, 2010 vs. Jacksonville
CHARGERS — *Never*
OPPONENT — *AFC Divisional, Jan. 12, 2014 at Denver*

OTHER SPECIAL TEAMS

Kickoff Returned for Touchdown

CHARGERS — Andre Roberts, Jan. 2, 2022 vs. Denver (101 yards)
OPPONENT — Mecole Hardman, Dec. 29, 2019 at Kansas City (104 yards)
CHARGERS — *Andre Coleman, Super Bowl XXIX at Joe Robbie Stadium, Jan. 29, 1995 vs. San Francisco (98 yards)*
OPPONENT — *Never*

Punt Returned for Touchdown

CHARGERS — Derius Davis, Nov. 6, 2023 at New York Jets (87 yards)
OPPONENT — Gunner Olszewski, Dec. 6, 2020, vs. New England (70 yards)
CHARGERS — *Wes Chandler, AFC Divisional, Jan. 2, 1982 at Miami (58 yards)*
OPPONENT — *Santonio Holmes, AFC Divisional, Jan. 11, 2009 at Pittsburgh (67 yards)*

Blocked Punt Returned for Touchdown

CHARGERS — Jacob Hester, Oct. 25, 2009 at Kansas City (Recovered own blocked Dustin Colquitt punt in end zone)
OPPONENT — Daniel Thomas, Oct. 25, 2020 vs. Jacksonville (Recovered own blocked Ty Long punt, returned recovery 16 yards)
CHARGERS — *Never*
OPPONENT — *Never*

Recovered Own Onside Kick Attempt

CHARGERS — Darrell Stuckey of Nick Novak kick, Nov. 18, 2012 at Denver
OPPONENT — Keion Crossen of Riley Dixon kick, Dec. 12, 2021 vs. New York Giants
CHARGERS — *Richard Marshall of Nick Novak kick, AFC Divisional, Jan. 12, 2014 at Denver*
OPPONENT — *Never*

OTHER DEFENSE

Shutout Posted

CHARGERS — Dec. 3, 2023 at New England (6-0, Chargers win)
OPPONENT — Dec. 6, 2020 vs. New England (45-0, Patriots win)
CHARGERS — *AFC Wild Card, Jan. 2, 1993 vs. Kansas City (Chargers win, 17-0)*
OPPONENT — *AFC Divisional, Jan. 10, 1993 at Miami (Dolphins win, 31-0)*

Fumble Returned for Touchdown

CHARGERS — Tevaughn Campbell, Dec. 5, 2021 at Cincinnati (61 yards)
OPPONENT — Mike Edwards, Jan. 7, 2024 vs. Kansas City (97 yards)
CHARGERS — *Never*
OPPONENT — *Guy Ruff, AFC Wild Card, Jan. 9, 1983 at Pittsburgh (Recovered opening kickoff fumble in end zone)*

Safety Scored

CHARGERS — Oct. 23, 2022 vs. Seattle (Kenneth Walker III tackled by Sebastian Joseph-Day and Troy Reeder in end zone)
OPPONENT — **Oct. 27, 2024 vs. New Orleans (JK Scott fumbled out end zone)**
CHARGERS — *AFC Divisional, Jan. 8, 1995 vs. Miami (Bernie Parmalee tackled in end zone by Reuben Davis)*
OPPONENT — *Never*

MISCELLANEOUS

No Penalties

CHARGERS — Oct. 9, 2011 at Denver (Chargers win, 29-24)
OPPONENT — Dec. 4, 2005 vs. Oakland (Raiders win, 34-10)
CHARGERS — *Never*
OPPONENT — *AFC Divisional, Jan. 10, 1993 at Miami (Dolphins win, 31-0)*

Game Without Touchdown

CHARGERS — **Oct. 21, 2024 at Arizona (Cardinals win 17-15)**
OPPONENT — **Oct. 27, 2024 vs. New Orleans (Chargers win 26-8)**
CHARGERS — *AFC Championship, Jan. 20, 2008 at New England (Patriots win, 21-12)*
OPPONENT — *AFC Wild Card, Jan. 6, 2008 vs. Tennessee (Chargers win, 17-6)*

50 Points, Game

CHARGERS — Nov. 19, 2017 vs. Buffalo (Chargers win, 54-24)
OPPONENT — Dec. 14, 2023 at Las Vegas (Raiders win, 63-21)
CHARGERS — *AFL Championship, Jan. 5, 1964 vs. Boston (Chargers win, 51-10)*
OPPONENT — *Never*

40 Points, Game

CHARGERS — **Dec. 28, 2024 at New England (Chargers win, 40-7)**
OPPONENT — **Dec. 15, 2024 vs. Tampa Bay (Buccaneers win, 40-17)**
CHARGERS — *AFC Divisional, Jan. 2, 1982 at Miami (Chargers win, 41-38)*
OPPONENT — *AFC Divisional, Jan. 13, 2019 at New England (Patriots win, 41-28)*

600 Yards Total Offense, Game

CHARGERS — Dec. 20, 1982 vs. Cincinnati (661 yards)
OPPONENT — Oct. 1, 2000 at St. Louis (614 yards)
CHARGERS — *AFL Championship, Jan. 5, 1964 vs. Boston (610 yards)*
OPPONENT — *Never*

500 Yards Total Offense, Game

CHARGERS — Dec. 8, 2019 at Jacksonville (525 yards)
OPPONENT — **Dec. 15, 2024 vs. Tampa Bay (506 yards)**
CHARGERS — *AFC Divisional, Jan. 2, 1982 at Miami (564 yards)*
OPPONENT — *Never*

WEEKLY RANKINGS

2024 WEEKLY NFL RANKINGS

Week	Opp.	Offense			Defense		
		Total	Rush	Pass	Total	Rush	Pass
1	LV	13	5	23	15	4	25
2	at Car	12	2	28	2	6	6
3	at Pit	T-25	7	31	6	6	10
4	KC	28	11	31	7	5	12
5	BYE	29	9	31	5	6	10
6	at Den	28	10	29	6	6	8
7	at Ari	25	18	24	7	9	9
8	NO	23	20	24	8	11	9
9	at Cle	T-22	20	21	8	8	11
10	Ten	22	19	22	6	9	9
11	Cin	18	12	19	11	11	12
12	Bal	21	13	20	13	15	10
13	at Atl	24	18	24	14	14	10
14	at KC	24	19	25	11	T-14	8
15	TB	26	T-22	25	15	19	10
16	Den	24	23	24	15	17	15
17	at NE	23	18	21	12	16	8
18	at LV	20	17	19	11	14	7
Chargers in 2023		18	25	13	28	17	30
Chargers in 2022		9	30	3	20	28	7
Chargers in 2021		4	21	T-2	23	30	12
Chargers in 2020		9	18	6	10	18	9
Chargers in 2019		10	28	6	6	18	5
Chargers in 2018		11	15	10	9	9	9
Chargers in 2017		4	24	1	15	31	3
Chargers in 2016		14	26	8	16	10	20
Chargers in 2015		9	31	4	20	27	T-14
Chargers in 2014		18	30	10	9	26	4
Chargers in 2013		5	13	4	23	12	29
Chargers in 2012		31	27	24	9	6	18
Chargers in 2011		6	16	6	16	20	13
Chargers in 2010		1	15	2	1	4	1
Chargers in 2009		10	31	5	16	20	11
Chargers in 2008		11	20	7	25	11	31
Chargers in 2007		20	7	26	14	16	14
Chargers in 2006		4	2	16	10	7	13
Chargers in 2005		10	9	12	13	1	28
Chargers in 2004		10	6	16	18	3	31
Chargers in 2003		14	6	19	27	T-25	21
Chargers in 2002		16	8	22	30	11	32

2024 REGULAR-SEASON RANKINGS

LOS ANGELES CHARGERS (Team)

Category	NFL	AFC
Turnover Margin (12).....	T-3	3
Points Scored (17.7).....	11	5
Points Allowed (17.6).....	1	1
Total Offense (324.2).....	20	8
Rushing (110.7).....	17	8
Passing (213.5).....	19	8
Total Defense (3244).....	11	8
vs. Rush (117.5).....	14	9
vs. Pass (206.9).....	7	4
Third-Down Offense (40.27%).....	11	5
Third-Down Defense (35.71%).....	5	2
Red-Zone Offense (56.00%).....	20	7
Red-Zone Defense (45.00%).....	1	1

LOS ANGELES CHARGERS (Individual)

Category	NFL	AFC
Passing		
Rating: Justin Herbert (101.7).....	7	3
Yards: Justin Herbert (3,870).....	9	5
Touchdowns: Justin Herbert (23).....	12	7
Rushing		
Attempts: J.K. Dobbins (195).....	24	12
Yards: J.K. Dobbins (905).....	22	10
Touchdowns: J.K. Dobbins (9).....	14	6
Receiving		
Receptions: Ladd McConkey (82).....	T-19	10
Yards: Ladd McConkey (1,149).....	10	5
Touchdowns: Quentin Johnston (8).....	T-13	T-7
Defense		
Total Tackles: Daiyan Henley (142).....	T-11	T-8
Solo Tackles: Daiyan Henley (82).....	T-10	7
INTs: Tarheeb Still (4).....	T-10	T-6
Sacks: Tuli Tuipulotu (8.5).....	T-22	T-14

GAME-BY-GAME STARTERS

OFFENSIVE STARTERS

		WR	WR	TE	LT	LG	C	RG	RT	QB	RB	3WR	FB	2TE
Sept. 8	LV	J.Palmer	L.McConkey	W.Dissly	R.Slater	Z.Johnson	B.Bozeman	T.Pipkins	J.Alt	J.Herbert	G.Edwards	—	S.Matlock	—
Sept. 15	at Car	D.Davis	Q.Johnston	H.Hurst	R.Slater	Z.Johnson	B.Bozeman	T.Pipkins	J.Alt	J.Herbert	J.Dobbins	—	—	W.Dissly
Sept. 22	at Pit	L.McConkey	Q.Johnston	W.Dissly	R.Slater	Z.Johnson	B.Bozeman	T.Pipkins	J.Alt	J.Herbert	J.Dobbins	—	S.Matlock	—
Sept. 29	KC	L.McConkey	Q.Johnston	W.Dissly	J.Salyer	Z.Johnson	B.Bozeman	S.Mustipher	T.Pipkins	J.Herbert	J.Dobbins	—	S.Matlock	—
Oct. 13	at Den	L.McConkey	Q.Johnston	H.Hurst	R.Slater	Z.Johnson	B.Bozeman	T.Pipkins	J.Alt	J.Herbert	J.Dobbins	—	S.Matlock	—
Oct. 21	at Ari	L.McConkey	J.Palmer	E.Tomlinson	R.Slater	Z.Johnson	B.Bozeman	T.Pipkins	J.Alt	J.Herbert	J.Dobbins	S.Fehoko	—	—
Oct. 27	NO	L.McConkey	J.Palmer	W.Dissly	R.Slater	Z.Johnson	B.Bozeman	T.Pipkins	J.Alt	J.Herbert	J.Dobbins	S.Fehoko	—	—
Nov. 3	at Cle	L.McConkey	Q.Johnston	W.Dissly	R.Slater	Z.Johnson	B.Bozeman	T.Pipkins	J.Alt	J.Herbert	J.Dobbins	—	S.Matlock	—
Nov. 10	Ten	L.McConkey	Q.Johnston	W.Dissly	R.Slater	Z.Johnson	B.Bozeman	J.Salyer	J.Alt	J.Herbert	J.Dobbins	J.Reagor	—	—
Nov. 17	Cin	L.McConkey	Q.Johnston	T.Fisk	R.Slater	Z.Johnson	B.Bozeman	T.Pipkins	J.Alt	J.Herbert	G.Edwards	J.Palmer	—	—
Nov. 25	Bal	J.Palmer	Q.Johnston	T.Fisk	R.Slater	Z.Johnson	B.Bozeman	T.Pipkins	J.Alt	J.Herbert	J.Dobbins	—	S.Matlock	—
Dec. 1	at Atl	L.McConkey	D.Davis	T.Fisk	R.Slater	Z.Johnson	B.Bozeman	T.Pipkins	J.Alt	J.Herbert	G.Edwards	—	S.Matlock	—
Dec. 8	at KC	J.Palmer	J.Reagor	T.Fisk	R.Slater	Z.Johnson	B.Bozeman	T.Pipkins	J.Alt	J.Herbert	G.Edwards	—	S.Matlock	—
Dec. 15	TB	L.McConkey	Q.Johnston	S.Smartt	R.Slater	Z.Johnson	B.Bozeman	T.Pipkins	J.Alt	J.Herbert	G.Edwards	L.Shenault	—	—
Dec. 22	Den	L.McConkey	J.Palmer	S.Smartt	R.Slater	Z.Johnson	B.Bozeman	T.Pipkins	J.Alt	J.Herbert	G.Edwards	—	S.Matlock	—
Dec. 28	at NE	L.McConkey	Q.Johnston	T.Fisk	R.Slater	Z.Johnson	B.Bozeman	J.Salyer	J.Alt	J.Herbert	J.Dobbins	—	S.Matlock	—
Jan. 5	at LV	L.McConkey	Q.Johnston	W.Dissly	J.Alt	Z.Johnson	B.Bozeman	J.Salyer	T.Pipkins	J.Herbert	J.Dobbins	—	S.Matlock	—
Jan. 11	at Hou ¹	L.McConkey	Q.Johnston	W.Dissly	R.Slater	Z.Johnson	B.Bozeman	J.Salyer	J.Alt	J.Herbert	J.Dobbins	—	S.Matlock	—

¹AFC Wild Card

DEFENSIVE STARTERS

		OLB	DL	DL	DL	OLB	LB	LB	CB	CB	S	S	3CB	3S
Sept. 8	LV	K.Mack	P.Ford	O.Ogbonnia	—	J.Bosa	D.Henley	D.Perryman	K.Fulton	A.Samuel	D.James	A.Gilman	J.Taylor	—
Sept. 15	at Car	K.Mack	P.Ford	O.Ogbonnia	—	J.Bosa	D.Henley	D.Perryman	K.Fulton	A.Samuel	D.James	E.Molden	J.Taylor	—
Sept. 22	at Pit	K.Mack	P.Ford	O.Ogbonnia	—	J.Bosa	D.Henley	D.Perryman	K.Fulton	A.Samuel	D.James	A.Gilman	—	E.Molden
Sept. 29	KC	K.Mack	P.Ford	O.Ogbonnia	—	T.Tuipulotu	D.Henley	D.Perryman	K.Fulton	A.Samuel	E.Molden	A.Gilman	T.Still	—
Oct. 13	at Den	K.Mack	P.Ford	O.Ogbonnia	—	T.Tuipulotu	D.Henley	D.Perryman	K.Fulton	C.Hart	D.James	A.Gilman	T.Still	—
Oct. 21	at Ari	K.Mack	P.Ford	O.Ogbonnia	M.Fox	T.Tuipulotu	D.Henley	D.Perryman	C.Hart	T.Still	D.James	A.Gilman	—	—
Oct. 27	NO	K.Mack	P.Ford	O.Ogbonnia	—	T.Tuipulotu	D.Henley	D.Perryman	K.Fulton	C.Hart	D.James	A.Gilman	—	E.Molden
Nov. 3	at Cle	K.Mack	P.Ford	O.Ogbonnia	—	T.Tuipulotu	D.Henley	D.Perryman	C.Hart	T.Still	D.James	A.Gilman	—	E.Molden
Nov. 10	Ten	K.Mack	P.Ford	O.Ogbonnia	—	T.Tuipulotu	D.Henley	D.Perryman	C.Hart	T.Still	D.James	A.Gilman	—	E.Molden
Nov. 17	Cin	J.Bosa	P.Ford	O.Ogbonnia	—	T.Tuipulotu	D.Henley	D.Perryman	K.Fulton	C.Hart	D.James	A.Gilman	—	E.Molden
Nov. 25	Bal	K.Mack	P.Ford	O.Ogbonnia	—	J.Bosa	D.Henley	T.Dye	K.Fulton	T.Still	D.James	A.Gilman	—	E.Molden
Dec. 1	at Atl	K.Mack	P.Ford	O.Ogbonnia	—	J.Bosa	D.Henley	T.Dye	K.Fulton	T.Still	D.James	T.Jefferson	—	E.Molden
Dec. 8	at KC	K.Mack	P.Ford	O.Ogbonnia	—	J.Bosa	D.Henley	T.Dye	K.Fulton	T.Still	D.James	M.Maye	—	E.Molden
Dec. 15	TB	K.Mack	P.Ford	O.Ogbonnia	—	J.Bosa	D.Henley	T.Dye	K.Fulton	T.Still	D.James	T.Jefferson	—	E.Molden
Dec. 22	Den	K.Mack	P.Ford	O.Ogbonnia	M.Fox	T.Tuipulotu	D.Henley	D.Perryman	K.Fulton	T.Still	D.James	T.Jefferson	—	—
Dec. 28	at NE	K.Mack	P.Ford	O.Ogbonnia	—	J.Bosa	D.Henley	T.Dye	K.Fulton	T.Still	D.James	T.Jefferson	—	E.Molden
Jan. 5	at LV	K.Mack	P.Ford	O.Ogbonnia	M.Fox	T.Tuipulotu	D.Henley	J.Colson	K.Fulton	T.Still	D.James	A.Gilman	—	—
Jan. 11	at Hou ¹	K.Mack	P.Ford	O.Ogbonnia	—	J.Bosa	D.Henley	D.Perryman	K.Fulton	C.Hart	D.James	A.Gilman	—	T.Jefferson

¹AFC Wild Card

WEEKLY INACTIVES

Sept. 8	Las Vegas:	Taylor Heinicke, Tarheeb Still, Kimani Vidal, Jordan McFadden, Brenden Rice, Justin Eboigbe.
Sept. 15 at	Carolina:	Taylor Heinicke, Tarheeb Still, Kimani Vidal, Alohi Gilman, Jordan McFadden, Brenden Rice, Justin Eboigbe.
Sept. 22 at	Pittsburgh:	Joshua Palmer, Junior Colson, Tarheeb Still, Kimani Vidal, Jordan McFadden, Justin Eboigbe.
Sept. 29	Kansas City:	Junior Colson, Kimani Vidal, Deane Leonard, Ja'Sir Taylor, Rashawn Slater, Joe Alt, Joey Bosa.
Oct. 13 at	Denver:	Easton Stick, Tony Jefferson, Ja'Sir Taylor, Jordan McFadden, Brenden Rice, Joey Bosa.
Oct. 21 at	Arizona:	Quentin Johnston, Easton Stick, Derius Davis, Brenden Jaimes, Jordan McFadden, Hayden Hurst, Joey Bosa.
Oct. 27	New Orleans:	Quentin Johnston, Easton Stick, Derius Davis, Jordan McFadden, Hayden Hurst, Justin Eboigbe.
Nov. 3 at	Cleveland:	Easton Stick, Kristian Fulton, DJ Chark Jr., Brenden Jaimes, Jordan McFadden, Stone Smartt, Justin Eboigbe.
Nov. 10	Tennessee:	Easton Stick, Kristian Fulton, Kimani Vidal, Jordan McFadden, Trey Pipkins III, Stone Smartt, Justin Eboigbe.
Nov. 17	Cincinnati:	Easton Stick, DJ Chark Jr., Kimani Vidal, Khalil Mack, Brenden Jaimes, Jordan McFadden, Hayden Hurst.
Nov. 25	Baltimore:	Easton Stick, Denzel Perryman, DJ Chark Jr., Cam Hart, Kimani Vidal, Brenden Jaimes, Jordan McFadden.
Dec. 1 at	Atlanta:	Easton Stick, Denzel Perryman, Cam Hart, Jeremiah Jean-Baptiste, Brenden Jaimes, Jordan McFadden.
Dec. 8 at	Kansas City:	Easton Stick, Denzel Perryman, Ladd McConkey, Tony Jefferson, Brenden Jaimes, Jordan McFadden, Justin Eboigbe.
Dec. 15	Tampa Bay:	Easton Stick, Denzel Perryman, Brenden Jaimes, Jordan McFadden, Will Dissly, Justin Eboigbe.
Dec. 22	Denver:	Easton Stick, Cam Hart, Elijah Molden, Shaquille Quarterman, Brenden Jaimes, Jordan McFadden, Will Dissly.
Dec. 28 at	New England:	Easton Stick, Gus Edwards, Denzel Perryman, Jordan McFadden, Trey Pipkins III, Hayden Hurst, Justin Eboigbe.
Jan. 5 at	Las Vegas:	Easton Stick, Gus Edwards, Joshua Palmer, Denzel Perryman, Rashawn Slater, Jordan McFadden, Justin Eboigbe.
Jan. 11 at	Houston:	Easton Stick, Joshua Palmer, Kimani Vidal, Jaret Patterson, Trey Pipkins III, Hayden Hurst, Justin Eboigbe.

'AFC Wild Card

SEASON TOTALS

Name	No.	Name	No.	Name	No.	Name	No.
Jordan McFadden	16	Brenden Rice	3	Joshua Palmer	2	Ladd McConkey	1
Easton Stick	13	Tarheeb Still	3	Trey Pipkins III	2	Elijah Molden	1
Justin Eboigbe	10	Junior Colson	2	Rashawn Slater	2	Shaquille Quarterman	1
Brenden Jaimes	8	Derius Davis	2	Stone Smartt	2		
Kimani Vidal	7	Will Dissly	2	Ja'Sir Taylor	2		
Denzel Perryman	6	Gus Edwards	2	Joe Alt	1		
Joey Bosa	4	Kristian Fulton	2	Alohi Gilman	1		
Hayden Hurst	4	Taylor Heinicke	2	Jeremiah Jean-Baptiste	1		
DJ Chark Jr.	3	Tony Jefferson	2	Deane Leonard	1		
Cam Hart	3	Quentin Johnston	2	Khalil Mack	1		

POSTSEASON TOTALS

Name	No.
Justin Eboigbe	1
Hayden Hurst	1
Joshua Palmer	1
Jaret Patterson	1
Trey Pipkins III	1
Easton Stick	1
Kimani Vidal	1

CHARGERS AND OPPONENT WEEKLY LEADERS

REGULAR-SEASON WEEKLY LEADERS, LOS ANGELES CHARGERS

		Scoring	Pass Yds.	Carries	Rush Yds.	Catches	Rec. Yds.	Tackles (Solo)	Sacks
Sept. 8	Las Vegas:	Dicker 10	Herbert 144	Edwards 11	Dobbins 135	McConkey 5	McConkey 39	Two Tied 7 (6)	Mack 1.5
Sept. 15	at Carolina:	Johnston 12	Herbert 130	Edwards 18	Dobbins 131	Johnston 5	Johnston 51	Henley 9 (5)	Two tied 1.0
Sept. 22	at Pittsburgh:	Johnston 6	Herbert 125	Dobbins 15	Dobbins 44	Three Tied 3	McConkey 44	Henley 12 (9)	Two tied 1.0
Sept. 29	Kansas City:	McConkey 6	Herbert 179	Dobbins 14	Dobbins 32	McConkey 5	McConkey 67	Two Tied 8	Dupree 2.0
Oct. 13	at Denver:	Dicker 11	Herbert 237	Dobbins 25	Dobbins 96	Two tied 4	Fehoko 44	Gilman 10 (6)	Two tied 1.0
Oct. 21	at Arizona:	Dicker 15	Herbert 349	Dobbins 14	Dobbins 40	Dissly 8	Dissly 81	James 8 (5)	None
Oct. 27	New Orleans:	McConkey 12	Herbert 279	Dobbins 17	Dobbins 57	McConkey 6	McConkey 111	Henley 10 (6)	Five tied 1.0
Nov. 3	at Cleveland:	Dobbins 12	Herbert 282	Dobbins 14	Dobbins 85	McConkey 5	Johnston 118	Henley 13 (8)	Tuipulotu 2.5
Nov. 10	Tennessee:	Dicker 9	Herbert 164	Dobbins 15	Edwards 55	Dissly 5	McConkey 52	Henley 13 (10)	Two tied 2.0
Nov. 17	Cincinnati:	Dobbins 12	Herbert 297	Dobbins 11	Herbert 65	McConkey 6	McConkey 123	Henley 11 (5)	Tuipulotu 1.5
Nov. 25	Baltimore:	Dicker 11	Herbert 218	Edwards 9	Dobbins 40	McConkey 6	McConkey 83	Henley 10 (4)	James 1.0
Dec. 1	at Atlanta:	Dicker 9	Herbert 147	Edwards 6	Edwards 32	McConkey 9	McConkey 117	Dye 14 (7)	Tart 1.0
Dec. 8	at Kansas City:	Two tied 6	Herbert 213	Edwards 10	Edwards 36	Palmer 6	Palmer 78	Henley 8 (6)	Two tied 1.0
Dec. 15	Tampa Bay:	Two tied 6	Herbert 195	Edwards 8	Edwards 23	Three tied 5	McConkey 58	Three tied 9	Dye 1.0
Dec. 22	Denver:	Edwards 12	Herbert 284	Edwards 14	Edwards 68	McConkey 6	McConkey 87	Henley 10 (7)	Two tied 1.0
Dec. 28	at New England:	Dicker 16	Herbert 281	Dobbins 19	Dobbins 76	McConkey 8	McConkey 94	Two tied 5	James 2.0
Jan. 5	at Las Vegas:	Dicker 14	Herbert 346	Dobbins 18	Dobbins 63	Johnston 13	Johnston 186	Still 7 (5)	None

POSTSEASON WEEKLY LEADERS, LOS ANGELES CHARGERS

		Scoring	Pass Yds.	Carries	Rush Yds.	Catches	Rec. Yds.	Tackles (Solo)	Sacks
Jan. 11	at Houston:	Two tied 6	Herbert 242	Dobbins 9	Dobbins 26	McConkey 9	McConkey 197	Henley 10 (6)	Mack 2.0

¹AFC Wild Card

REGULAR-SEASON WEEKLY LEADERS, OPPONENT

		Scoring	Pass Yds.	Carries	Rush Yds.	Catches	Rec. Yds.	Tackles (Solo)	Sacks
Sept. 8	Las Vegas:	Mattison 6	Minshew 257	White 13	White 44	Bowers 6	Meyers 61	Spillane 10 (7)	Crosby 1.0
Sept. 15	at Carolina:	Pineiro 3	Young 84	Hubbard 10	Hubbard 64	Hubbard 4	Tremble 23	Thompson 14 (8)	Two tied 0.5
Sept. 22	at Pittsburgh:	Boswell 8	Fields 245	Harris 18	Harris 70	Two tied 5	Pickens 57	Queen 12 (9)	Herbig 2.0
Sept. 29	Kansas City:	Two tied 6	Mahomes 245	Hunt 14	Hunt 69	Kelce 7	Kelce 89	Tranquill 10 (7)	Jones 2.0
Oct. 13	at Denver:	Two tied 6	Nix 216	Two tied 6	Nix 61	Two tied 4	Vele 48	Jones 12 (11)	Two tied 1.0
Oct. 21	at Arizona:	Two tied 6	Murray 145	Conner 19	Conner 101	McBride 5	Two tied 51	White 10 (3)	Three tied 1.0
Oct. 27	New Orleans:	Grupe 6	Rattler 156	Kamara 10	Kamara 67	Olave 8	Olave 107	Werner 9 (7)	Two tied 1.0
Nov. 3	at Cleveland:	Tillman 6	Winston 235	Chubb 15	Chubb 39	Jeady 7	Tillman 75	Bush 8 (6)	Garrett 3.0
Nov. 10	Tennessee:	Ridley 12	Levis 175	Pollard 9	Spears 47	Ridley 5	Ridley 84	Gibbens 15 (10)	None
Nov. 17	Cincinnati:	Chase 12	Burrow 356	Brown 22	Brown 86	Higgins 9	Higgins 148	Stone 9 (8)	Ossai 1.0
Nov. 25	Baltimore:	Four tied 6	Jackson 177	Henry 24	Henry 140	Two tied 5	Flowers 62	Harrison 12 (6)	Four tied 1.0
Dec. 1	at Atlanta:	Koo 7	Cousins 245	Robinson 26	Robinson 102	London 9	McCloud 95	Elliss 5 (3)	Ebiketie 2.0
Dec. 8	at Kansas City:	Wright 13	Mahomes 210	Pacheco 14	Pacheco 55	Two tied 5	Kelce 45	Conner 8 (6)	Wharton 2.0
Dec. 15	Tampa Bay:	McLaughlin 16	Mayfield 288	Two tied 15	Irving 117	Evans 9	Evans 159	David 12 (8)	Two tied 1.5
Dec. 22	Denver:	Lutz 9	Nix 263	Estime 9	Estime 48	Williams 7	Mims 62	Jones 10 (7)	Two tied 1.0
Dec. 28	at New England:	Douglas 6	Maye 117	Gibson 12	Gibson 63	Two tied 4	Douglas 46	Tavai 10 (5)	None
Jan. 5	at Las Vegas:	Carlson 8	O'Connell 214	Mattison 6	Mattison 20	Meyers 9	Meyers 123	Spillane 16 (6)	Butler 1.0

POSTSEASON WEEKLY LEADERS, OPPONENT

		Scoring	Pass Yds.	Carries	Rush Yds.	Catches	Rec. Yds.	Tackles (Solo)	Sacks
Jan. 11	at Houston:	Fairbairn 12	Stroud 282	Mixon 25	Mixon 106	Collins 7	Collins 122	Murray 7 (4)	Two tied 1.5

¹AFC Wild Card

POSTSEASON PLAYER PARTICIPATION

2024 Postseason Player	AFC Wild Card at HOU	Season Totals			
		GP	GS	DNP	INA
Alt, Joe	RT	1	1	0	0
Apple, Eli	SUB	1	0	0	0
Barnhart, Karsen	PS	0	0	0	0
Bootle, Dicaprio	PS	0	0	0	0
Bosa, Joey	OLB	1	1	0	0
Bozeman, Bradley	C	1	1	0	0
Castles, McCallan	PS	0	0	0	0
Chark Jr., DJ	SUB	1	0	0	0
Collins, Chris	IR	0	0	0	0
Colson, Junior	SUB	1	0	0	0
Davis, Derius	SUB	1	0	0	0
Dicker, Cameron	SUB	1	0	0	0
Dissly, Will	TE	1	1	0	0
Dobbins, J.K.	RB	1	1	0	0
Dupree, Bud	SUB	1	0	0	0
Dye, Troy	SUB	1	0	0	0
Eboigbe, Justin	INA	0	0	0	1
Edmunds, Terrell	PS	0	0	0	0
Edwards, Gus	SUB	1	0	0	0
Elliott, Ezekiel	PS	0	0	0	0
Fehoko, Simi	SUB	1	0	0	0
Fisk, Tucker	SUB	1	0	0	0
Fitzpatrick, Dez	PS	0	0	0	0
Ford, Poona	DL	1	1	0	0
Fox, Morgan	SUB	1	0	0	0
Fulton, Kristian	CB	1	1	0	0
Gilman, Alohi	S	1	1	0	0
Harris, Josh	SUB	1	0	0	0
Hart, Cam	CB	1	1	0	0
Haskins, Hassan	SUB	1	0	0	0
Heinicke, Taylor	DNP	0	0	1	0
Henley, Daiyan	LB	1	1	0	0
Herbert, Justin	QB	1	1	0	0
Hinton, Christopher	PS	0	0	0	0
Hurst, Hayden	INA	0	0	0	1
Jackson, Eddie	SUB	1	0	0	0
Jaimes, Brenden	SUB	1	0	0	0
James Jr., Derwin	S	1	1	0	0
Jean-Baptiste, Jeremiah	PS	0	0	0	0
Jefferson, Tony	3S	1	1	0	0
Johnson, Jaylen	PS	0	0	0	0
Johnson, Zion	LG	1	1	0	0
Johnston, Quentin	WR	1	1	0	0
Leonard, Deane	SUB	1	0	0	0
Mack, Khalil	OLB	1	1	0	0
Matlock, Scott	FB	1	1	0	0
Maye, Marcus	IR	0	0	0	0
McConkey, Ladd	WR	1	1	0	0
McLellan, Tyler	IR	0	0	0	0
Molden, Elijah	IR	0	0	0	0
Morris-Brash, Tre'Mon	PS	0	0	0	0
Murphy, Caleb	PS	0	0	0	0
Mustipher, Sam	SUB	1	0	0	0
Niemann, Nick	SUB	1	0	0	0
Ogbonnia, Otito	DL	1	1	0	0
Okoye, CJ	PS	0	0	0	0
Palmer, Joshua	INA	0	0	0	1
Perryman, Denzel	LB	1	1	0	0
Quarterman, Shaquille	SUB	1	0	0	0
Patterson, Jaret	INA	0	0	0	1
Pipkins III, Trey	INA	0	0	0	1
Reagor, Jalen	IR	0	0	0	0
Rice, Brenden	IR	0	0	0	0
Rumph II, Chris	IR	0	0	0	0
Salyer, Jamaree	RG	1	1	0	0
Samuel Jr., Asante	IR	0	0	0	0
Sarell, Foster	SUB	1	0	0	0
Scott, JK	SUB	1	0	0	0
Slater, Rashawn	LT	1	1	0	0
Smartt, Stone	SUB	1	0	0	0
Stick, Easton	INA	0	0	0	1
Still, Tarheeb	SUB	1	0	0	0
Tart, Teair	SUB	1	0	0	0
Taylor, Ja'Sir	IR	0	0	0	0
Tomlinson, Eric	PS	0	0	0	0
Tuipulotu, Tuli	SUB	1	0	0	0
Vidal, Kimani	INA	0	0	0	1
Wade, Shaun	PS	0	0	0	0
Williams, Bucky	IR	0	0	0	0
Williamson, Kendall	PS	0	0	0	0

STARTERS FOR EACH GAME IN BOLD:

DNP – Did Not Play, DNR – Reserve/Did Not Report, E/CP – Exempt/Commissioner Permission, INA – Inactive, IR – Reserve/Injured, IR/DFR – Reserve Injured; Designated for Return, COVID – Reserve/COVID-19, NFI – Non-Football Illness List, PS – Practice Squad, PS/INJ – Practice Squad; Injured List, PUP – Reserve/Physically Unable to Perform, SUB – Substitute, SUS – Reserve/Suspended, 2RB – Started as Second Running Back, 2TE – Started as Second Tight End, 3TE – Started as Third Tight End, CB – Started as Additional Cornerback, 3S – Started as Third Safety, 3WR – Started as Third Wide Receiver.

REGULAR SEASON SINGLE-GAME HIGHS

INDIVIDUAL

Passing

Longest Scoring Pass — 66, J.Herbert to Q. Johnston,
Nov. 3 at Cleveland
Longest Non-Scoring Pass — 48, J.Herbert to L.McConkey,
Dec. 1 at Atlanta
Most Passing Attempts — 39, J.Herbert, Oct. 21 at Arizona
Most Completions — 28, J.Herbert, Jan. 5 at Las Vegas
Most Passing Yards — 349, J.Herbert, Oct. 21 at Arizona
Most Passing Touchdowns — 3, J.Herbert, Dec. 28 at New England
Highest Completion Percentage (min. 20 att.) — 77.7, J.Herbert,
Jan. 5 at Las Vegas
Highest Passer Rating (min. 20 att.) — 125.8, J.Herbert,
Nov. 3 at Cleveland

Rushing

Longest Scoring Run — 43, J.Dobbins, Sept. 15 at Car.
Longest Non-Scoring Run — 61, J.Dobbins, Sept. 8 vs. L.V.
Most Rushing Attempts — 25, J.Dobbins, Oct. 13 at Den.
Most Rushing Yards — 135, J.Dobbins, Sept. 8 vs. L.V.
Most Rushing Touchdowns — 2, Last: G.Edwards, Dec. 19 vs. Denver

Receiving

Most Receptions — 13, Q.Johnston, Jan. 5 at Las Vegas
Most Receiving Yards — 186, Q.Johnston, Jan. 5 at Las Vegas
Most Receiving Touchdowns — 2, Last: L.McConkey,
Dec. 28 at New England

Total Offense

Most Total Yards from Scrimmage — 186, Q.Johnston,
Jan. 5 at Las Vegas
Most Touchdowns — 2, Last: L.McConkey Dec. 28 at New England

Special Teams

Longest Punt — 67, J.Scott, Oct. 27 vs. New Orleans
Longest Field Goal — 59, C.Dicker, Oct. 21 at Arizona
Most Attempted Field Goals — 5, C. Dicker, Jan. 5 at Las Vegas
Most Made Field Goals — 5, C. Dicker, Oct. 21 at Arizona

Returns

Longest Kickoff Return — 56, D.Davis, Nov. 10 vs. Tennessee
Longest Punt Return — 53, D.Davis, Nov. 3 at Cleveland
Longest Interception Return — 61, T.Still, Dec. 1 at Atlanta
Longest Fumble Return — 22, K.Mack, Sept. 8 vs. L.V.

Defense

Most Interceptions — 2, T.Still, Dec. 1 at Atlanta
Most Tackles — 14, T.Dye, Dec. 1 at Atlanta
Most Solo Tackles — 10, D.Henley, Nov. 10 vs. Tennessee
Most Sacks — 2.5, T.Tuipulotu, Nov. 3 at Cleveland
Most Passes Defensed — 3, Last: T.Still, Dec. 1 at Atlanta

TEAM

Most, Offense

First Downs — 29, Dec. 28 at New England
Rushing Attempts — 44, Sept. 15 at Carolina
Rushing Yards — 219, Sept. 15 at Carolina
Rushing Touchdowns — 2, Last: Dec. 19 vs. Denver
Passing Attempts — 40, Dec. 28 at New England
Completions — 28, Jan. 5 at Las Vegas
Net Passing Yards — 336, Last: Jan. 5 at Las Vegas
Touchdowns Thrown — 3, Dec. 28 at New England
Offensive Plays — 78, Oct. 13 at Denver
Total Offense — 473, Jan. 5 at Las Vegas
Time of Possession — 40:34, Dec. 28 at New England

Most, Turnovers

Turnovers — 2, Last: Dec. 15 vs. Tampa Bay
Interceptions Thrown — 1, Last: Dec. 19 vs. Denver
Fumbles — 3, Oct. 21 at Arizona
Fumbles Lost — 2, Oct. 21 at Arizona

Longest Scoring Drives

Plays — 20, Oct. 13 at Denver
Yards — 95, Nov. 10 vs. Tennessee
Time — 10:29, Oct. 13 at Denver

Shortest Scoring Drives

Plays — 1, Dec. 19 vs. Denver
Yards — 0, Dec. 19 vs. Denver
Time — 0:00, Dec. 19 vs. Denver

Fewest, Defense

First Downs Allowed — 7, Sept. 15 at Carolina
Rushing Attempts Allowed — 12, Jan. 5 at Las Vegas
Rushing Yards Allowed — 39, Jan. 5 at Las Vegas
Passing Attempts Allowed — 22, Nov. 25 vs. Baltimore
Completions Allowed — 13, Dec. 28 at New England
Net Passing Yards Allowed — 69, Sept. 8 vs. Las Vegas
Total Plays Allowed — 48, Last: Jan. 5 at Las Vegas
Total Yards Allowed — 159, Sept. 15 at Carolina

Most, Defense

Takeaways — 4, Dec. 1 at Atlanta
Interceptions — 4, Dec. 1 at Atlanta
Fumbles Forced — 2, Sept. 8 vs. Las Vegas
Fumbles Recovered — 2, Sept. 8 vs. Las Vegas
Passes Defensed — 12, Nov. 3 at Cleveland
Sacks — 7, Nov. 10 vs. Tennessee

POSTSEASON SINGLE-GAME HIGHS

INDIVIDUAL

Passing

Longest Scoring Pass — 86, J.Herbert to L.McConkey,
Jan. 11 at Houston
Longest Non-Scoring Pass — 19, J.Herbert to L.McConkey,
Jan. 11 at Houston
Most Passing Attempts — 32, J.Herbert, Jan. 11 at Houston
Most Completions — 14, J.Herbert, Jan. 11 at Houston
Most Passing Yards — 242, J.Herbert, Jan. 11 at Houston
Most Passing Touchdowns — 1, J.Herbert, Jan. 11 at Houston
Highest Completion Percentage (min. 20 att.) — 43.8, J.Herbert,
Jan. 11 at Houston
Highest Passer Rating (min. 20 att.) — 40.9, J.Herbert,
Jan. 11 at Houston

Rushing

Longest Scoring Run — None
Longest Non-Scoring Run — 8, J.Dobbins and G.Edwards,
Jan. 11 at Houston
Most Rushing Attempts — 9, J.Dobbins, Jan. 11 at Houston
Most Rushing Yards — 26, J.Dobbins, Jan. 11 at Houston
Most Rushing Touchdowns — None

Receiving

Most Receptions — 9, L.McConkey, Jan. 11 at Houston
Most Receiving Yards — 197, L.McConkey, Jan. 11 at Houston
Most Receiving Touchdowns — 1, L.McConkey, Jan. 11 at Houston

Total Offense

Most Total Yards from Scrimmage — 197, L.McConkey,
Jan. 11 at Houston
Most Touchdowns — 1, L.McConkey, Jan. 11 at Houston

Special Teams

Longest Punt — 55, J.Scott, Jan. 11 at Houston
Longest Field Goal — 39, C.Dicker, Jan. 11 at Houston
Most Attempted Field Goals — 2, C. Dicker, Jan. 11 at Houston
Most Made Field Goals — 2, C. Dicker, Jan. 11 at Houston

Returns

Longest Kickoff Return — 28, D.Davis, Jan. 11 at Houston
Longest Punt Return — None
Longest Interception Return — None
Longest Fumble Return — 5, D.James Jr., Jan. 11 at Houston

Defense

Most Interceptions — 1, D.Leonard, Jan. 11 at Houston
Most Tackles — 10, D.Henley, Jan. 11 at Houston
Most Solo Tackles — 6, D.Henley, Jan. 11 at Houston
Most Sacks — 2.0, K.Mack, Jan. 11 at Houston
Most Passes Defensed — 1, Five tied, Jan. 11 at Houston

TEAM

Most, Offense

First Downs — 15, Jan. 11 at Houston
Rushing Attempts — 18, Jan. 11 at Houston
Rushing Yards — 50, Jan. 11 at Houston
Rushing Touchdowns — None
Passing Attempts — 32, Jan. 11 at Houston
Completions — 14, Jan. 11 at Houston
Net Passing Yards — 211, Jan. 11 at Houston
Touchdowns Thrown — 1, Jan. 11 at Houston
Offensive Plays — 54, Jan. 11 at Houston
Total Offense — 261, Jan. 11 at Houston
Time of Possession — 25:35, Jan. 11 at Houston

Most, Turnovers

Turnovers — 4, Jan. 11 at Houston
Interceptions Thrown — 4, Jan. 11 at Houston
Fumbles — 1, Jan. 11 at Houston
Fumbles Lost — None

Longest Scoring Drives

Plays — 10, Jan. 11 at Houston
Yards — 70, Jan. 11 at Houston
Time — 5:23, Jan. 11 at Houston

Shortest Scoring Drives

Plays — 3, Jan. 11 at Houston
Yards — 12, Jan. 11 at Houston
Time — 1:22, Jan. 11 at Houston

Fewest, Defense

First Downs Allowed — 20, Jan. 11 at Houston
Rushing Attempts Allowed — 34, Jan. 11 at Houston
Rushing Yards Allowed — 168, Jan. 11 at Houston
Passing Attempts Allowed — 33, Jan. 11 at Houston
Completions Allowed — 22, Jan. 11 at Houston
Net Passing Yards Allowed — 261, Jan. 11 at Houston
Total Plays Allowed — 70, Jan. 11 at Houston
Total Yards Allowed — 429, Jan. 11 at Houston

Most, Defense

Takeaways — 3, Jan. 11 at Houston
Interceptions — 1, Jan. 11 at Houston
Fumbles Forced — 3, Jan. 11 at Houston
Fumbles Recovered — 2, Jan. 11 at Houston
Passes Defensed — 5, Jan. 11 at Houston
Sacks — 3, Jan. 11 at Houston

GAME-BY-GAME PASSES DEFENSED

Sept. 8	Las Vegas:	Poona Ford (2), Junior Colson (1), Bud Dupree (1), Khalil Mack (1).
Sept. 15	at Carolina:	Kristian Fulton (1), Deane Leonard (1), Scott Matlock (1), Elijah Molden (1), Asante Samuel Jr. (1).
Sept. 22	at Pittsburgh:	Bud Dupree (1), Alohi Gilman (1), Daiyan Henley (1), Asante Samuel Jr. (1).
Sept. 29	Kansas City:	Kristian Fulton (2), Poona Ford (1), Khalil Mack (1), Tuli Tuipulotu (1).
Oct. 13	at Denver:	Derwin James Jr. (2), Alohi Gilman (1), Khalil Mack (1), Elijah Molden (1), Tarheeb Still (1).
Oct. 21	at Arizona:	Khalil Mack (2), Cam Hart (1), Daiyan Henley (1), Teair Tart (1), Ja'Sir Taylor (1).
Oct. 27	New Orleans:	Ja'Sir Taylor (2), Daiyan Henley (1), Tuli Tuipulotu (1), Teair Tart (1).
Nov. 3	at Cleveland:	Elijah Molden (3), Tarheeb Still (3), Derwin James Jr. (2), Daiyan Henley (1), Alohi Gilman (1), Morgan Fox (1), Nick Niemann (1).
Nov. 10	Tennessee:	Cam Hart (1).
Nov. 17	Cincinnati:	Kristian Fulton (3), Cam Hart (2), Eli Apple (1), Daiyan Henley (1), Derwin James Jr. (1), Tarheeb Still (1), Ja'Sir Taylor (1).
Nov. 25	Baltimore:	Alohi Gilman (1), Elijah Molden (1).
Dec. 1	at Atlanta:	Tarheeb Still (3), Troy Dye (1), Derwin James Jr. (1), Kristian Fulton (1), Elijah Molden (1), Poona Ford (1), Khalil Mack (1), Marcus Maye (1).
Dec. 8	at Kansas City:	Daiyan Henley (1), Cam Hart (1), Marcus Maye (1), Khalil Mack (1), Ja'Sir Taylor (1).
Dec. 15	Tampa Bay:	Daiyan Henley (1), Tarheeb Still (1), Cam Hart (1).
Dec. 22	Denver:	Tarheeb Still (1), Poona Ford (1), Kendall Williamson (1), Deane Leonard (1).
Dec. 28	at New England:	Khalil Mack (1), Deane Leonard (1), Cam Hart (1).
Jan. 5	at Las Vegas:	Derwin James Jr. (1), Daiyan Henley (1).
Jan. 11	at Houston:	Alohi Gilman (1), Troy Dye (1), Derwin James Jr. (1), Deane Leonard (1), Cam Hart (1).

1AFC Wild Card

SEASON TOTALS (88)

Name	No.	Name	No.	Name	No.
Tarheeb Still	10	Deane Leonard	3	Scott Matlock	1
Daiyan Henley	8	Bud Dupree	2	Nick Niemann	1
Khalil Mack	8	Marcus Maye	2	Kendall Williamson	1
Kristian Fulton	7	Asante Samuel Jr.	2		
Cam Hart	7	Teair Tart	2		
Derwin James Jr.	7	Tuli Tuipulotu	2		
Elijah Molden	7	Eli Apple	1		
Poona Ford	5	Troy Dye	1		
Ja'Sir Taylor	5	Junior Colson	1		
Alohi Gilman	4	Morgan Fox	1		

POSTSEASON TOTALS (5)

Name	No.
Troy Dye	1
Alohi Gilman	1
Cam Hart	1
Derwin James Jr.	1
Deane Leonard	1

GAME-BY-GAME SACKS

Sept. 8	Las Vegas:	Khalil Mack (1.5), Joey Bosa (1.0), Team Sacks (1.0), Morgan Fox (0.5).
Sept. 15	at Carolina:	Joey Bosa (1.0), Denzel Perryman (1.0).
Sept. 22	at Pittsburgh:	Derwin James Jr. (1.0), Khalil Mack (1.0).
Sept. 29	Kansas City:	Bud Dupree (2.0), Troy Dye (0.5), Tarheeb Still (0.5).
Oct. 13	at Denver:	Morgan Fox (1.0), Alohi Gilman (1.0).
Oct. 21	at Arizona:	None.
Oct. 27	New Orleans:	Khalil Mack (1.0), Bud Dupree (1.0), Poona Ford (1.0), Scott Matlock (1.0), Tuli Tuipulotu (1.0).
Nov. 3	at Cleveland:	Tuli Tuipulotu (2.5), Morgan Fox (2.0), Khalil Mack (1), Cam Hart (0.5).
Nov. 10	Tennessee:	Bud Dupree (2.0), Tuli Tuipulotu (2.0), Joey Bosa (1.0), Poona Ford (1.0), Daiyan Henley (1.0).
Nov. 17	Cincinnati:	Tuli Tuipulotu (1.5), Poona Ford (1.0), Derwin James Jr. (0.5).
Nov. 25	Baltimore:	Derwin James Jr. (1.0).
Dec. 1	at Atlanta:	Teair Tart (1.0).
Dec. 8	at Kansas City:	Derwin James Jr. (1.0), Joey Bosa (1.0), Khalil Mack (0.5), Tuli Tuipulotu (0.5).
Dec. 15	Tampa Bay:	Troy Dye (1.0).
Dec. 22	Denver:	Joey Bosa (1.0), Bud Dupree (1.0).
Dec. 28	at New England:	Derwin James Jr. (2.0), Tuli Tuipulotu (1.0), Khalil Mack (1.0).
Jan. 5	at Las Vegas:	None.
Jan. 11	at Houston:	Khalil Mack (2.0), Joey Bosa (1.0).

1AFC Wild Card

SEASON TOTALS (46.0)

Name	No.	Name	No.
Tuli Tuipulotu	8.5	Scott Matlock	1.0
Bud Dupree	6.0	Denzel Perryman	1.0
Khalil Mack	6.0	Teair Tart	1.0
Derwin James Jr.	5.5	Cam Hart	0.5
Joey Bosa	5.0	Tarheeb Still	0.5
Morgan Fox	3.5	Team	1.0
Poona Ford	3.0		
Troy Dye	1.5		
Alohi Gilman	1.0		
Daiyan Henley	1.0		

POSTSEASON TOTALS (3.0)

Name	No.
Khalil Mack	2.0
Joey Bosa	1.0

RECORDS

INDIVIDUAL RECORDS

*NFL Record

POINTS

Most Seasons Leading League

- 1 Nate Kaeding, 2009
- LaDainian Tomlinson, 2006
- John Carney, 1994

Most, Career

- 1,076 John Carney, 1990-2000
- 918 LaDainian Tomlinson, 2001-09
- 889 Nate Kaeding, 2004-12

Most, Season

- 186* LaDainian Tomlinson, 2006
- 150 Cameron Dicker, 2024
- 146 Nate Kaeding, 2009

Most, Season, Non-Kickers

- 186* LaDainian Tomlinson, 2006
- 124 Austin Ekeler, 2021
- 120 LaDainian Tomlinson, 2005

Most, Season, Rookie

- 114 Nate Kaeding, 2004
- 106 Josh Lambo, 2015
- Dennis ParTEE, 1968
- 94 Herb Travenio, 1965

Most, Game

- 30 Kellen Winslow, Nov. 22, 1981 at Oakland
- 24 (10x) Last: Austin Ekeler, Nov. 21, 2021 vs. Pit.
- 20 Mike Williams, Dec. 13, 2018 at Kansas City

TOUCHDOWNS

Most Seasons Leading League

- 3 Lance Alworth, 1964, 1965, 1966
- 2 Austin Ekeler, 2021, 2022
- 1 LaDainian Tomlinson, 2006
- Chuck Muncie, 1981

Most, Career

- 153 LaDainian Tomlinson, 2001-09
- 116 Antonio Gates, 2003-18
- 83 Lance Alworth, 1962-70

Most, Season

- 31* LaDainian Tomlinson, 2006
- 20 Austin Ekeler, 2021
- LaDainian Tomlinson, 2005
- 19 Chuck Muncie, 1981

Most, Game

- 5 Kellen Winslow, Nov. 22, 1981 at Oakland
- 4 (10x) Last: Austin Ekeler, Nov. 21, 2021 vs. Pit.
- 3 (46x) Last: A.Ekeler, Oct. 2, 2022 at Hou.

Most Consecutive Games

- 18* LaDainian Tomlinson, 2004-05
- 10 LaDainian Tomlinson, 2006
- 9 Antonio Gates, 2009-10
- Natrone Means, 1993-94
- Lance Alworth, 1963

POINTS AFTER TOUCHDOWN

Most Seasons Leading League

- 2 Nate Kaeding, 2006
- Rolf Benirschke, 1981, 1982
- 1 Herb Travenio, 1965

Most, Career

- 349 Nate Kaeding, 2004-12
- 328 Rolf Benirschke, 1977-86
- 293 John Carney, 1990-2000

Most, Season

- 58 Nate Kaeding, 2006
- 55 Rolf Benirschke, 1981
- 54 Nate Kaeding, 2004

Most, Game

- 7 (6x) Last: N.Kaeding, Dec. 28, 2008 vs. Den.
- 6 (30x) Last: M.Badgley, Dec. 8, 2019 at. Jax.
- 5 (55x) Last: C.Dicker, Nov. 12, 2023 vs. Detroit

Most Consecutive

- 250 Nate Kaeding, 2004-09
- 128 Nick Novak, 2011-14
- 87 Rolf Benirschke, 1983-86

Most Attempts, Career

- 352 Rolf Benirschke, 1977-86
- 351 Nate Kaeding, 2004-12
- 298 John Carney, 1990-2000

Most Attempts, Season

- 61 Rolf Benirschke, 1981
- 58 Nate Kaeding, 2006
- 55 Nate Kaeding, 2004
- Bob Thomas, 1985

Most Attempts, Game

- 8 Rolf Benirschke, Nov. 22, 1981 at Oakland
- 7 (6x) Last: N.Kaeding, Dec. 28, 2008 vs. Den.
- 6 (38x) Last: M. Badgley, Dec. 8, 2019 at. Jax.

TWO-POINT CONVERSIONS

Most Seasons Leading League

- 1 Ladarius Green, 2015
- Mikhael Ricks, 1999
- Ronnie Harmon, 1994

Most, Career

- 3 Joshua Palmer, 2021-24
- Ronnie Harmon, 1990-95
- 2 Keenan Allen, 2013-23
- Jared Cook, 2021
- Austin Ekeler, 2017-23
- Mike Williams, 2017-23
- Antonio Gates, 2003-18
- Melvin Gordon, 2015-19
- Ladarius Green, 2012-15
- Legedu Naanee, 2007-10
- Dave Kocourek, 1960-65

Most, Season

- 3 Ronnie Harmon, 1994
- 2 Joshua Palmer, 2024
- Jared Cook, 2021
- Austin Ekeler, 2021
- Melvin Gordon, 2018
- Antonio Gates, 2018
- 1 (37x) Last: Ladd McConkey, 2024

Most, Game

- 2* Ladarius Green, Oct. 25, 2015 vs. Oakland
- 1 (46x) Last: Ladd McConkey, Jan. 5, 2025 at L.V.

FIELD GOALS

Most Seasons Leading League

- 1 Nate Kaeding, 2009
- John Carney, 1994

Most, Career

- 261 John Carney, 1990-2000
- 180 Nate Kaeding, 2004-12
- 146 Rolf Benirschke, 1977-86

Most, Season

- 39 Cameron Dicker, 2024
- 34 Nick Novak, 2013
- John Carney, 1994
- 32 Nate Kaeding, 2009

Most, Game

- 6 (3x) Last: G.Davis, Oct. 5, 1997 at Oakland
- 5 (13x) Last: C.Dicker, Oct. 21, 2024 at Arizona
- 4 (41x) Last: C.Dicker, Jan. 5, 2025 at Las Vegas

Most, Game, No Misses

- 6 (3x) Last: G.Davis, Oct. 5, 1997 at Oakland
- 5 (12x) Last: C.Dicker, Oct. 21, 2024 at Arizona
- 4 (29x) Last: C.Dicker, Dec. 28, 2024 at N.E.

Highest Percentage, Career (min. 100 att.)

- 87.0 Nate Kaeding, 2004-12 (180-of-207)
- 84.6 Nick Novak, 2011-14, '17 (110-of-130)
- 81.6 John Carney, 1990-2000 (261-of-320)

Highest Percentage, Season (min. 15 att.)

- 95.0 Cameron Dicker, 2022 (19-of-20)
- 93.9 Cameron Dicker, 2023 (31-of-33)
- 93.8 Michael Badgley, 2018 (15-of-16)

Most Consecutive

- 32 Nick Novak, 2013-14
- 29 John Carney, 1992-93
- 22 Nate Kaeding, 2009-10

Most Attempts, Career

- 320 John Carney, 1990-2000
- 208 Rolf Benirschke, 1977-86
- 207 Nate Kaeding, 2004-12

Most Attempts, Season

- 42 Cameron Dicker, 2024
- 40 John Carney, 1993
- 39 Michael Badgley, 2020

Most Attempts, Game

- 7 Dick Van Raaphorst, Oct. 8, 1966 at N.Y. Jets
- 6 (6x) Last: Steve Christie, Dec. 1, 2002 vs. Den.
- 5 (28x) Last: C.Dicker, Jan. 5, 2025 at Las Vegas

Longest

- 59 Cameron Dicker, Oct. 21, 2024 at Arizona
- Michael Badgley, Dec. 9, 2018 vs. Cincinnati
- 57 Cameron Dicker, Dec. 19, 2024 vs. Denver
- Nate Kaeding, Dec. 21, 2008 at Tampa Bay
- 55 Cameron Dicker, Nov. 6, 2023 at N.Y. Jets
- Cameron Dicker, Oct. 22, 2023 at Kansas City
- Nate Kaeding, Nov. 29, 2009 vs. Kansas City

RUSHING YARDS

Most Seasons Leading League

- 2 LaDainian Tomlinson, 2006, 2007
- 1 Dick Post, 1968
Paul Lowe, 1965

Most, Career

- 12,490 LaDainian Tomlinson, 2001-09
- 4,972 Paul Lowe, 1960-68
- 4,355 Austin Ekeler, 2017-23

Most, Season

- 1,815 LaDainian Tomlinson, 2006
- 1,683 LaDainian Tomlinson, 2002
- 1,645 LaDainian Tomlinson, 2003

Most, Game

- 243 LaDainian Tomlinson, Dec. 28, 2003 vs. Oak.
- 220 LaDainian Tomlinson, Dec. 1, 2002 vs. Denver
- 217 LaDainian Tomlinson, Sept. 29, 2002 vs. N.E.
Gary Anderson, Dec. 18, 1988 vs. Kansas City

Most Games 100 Yards or More, Career

- 46 LaDainian Tomlinson, 2001-09
- 15 Natrone Means, 1993-99
Paul Lowe, 1960-68
- 12 Ryan Mathews, 2010-14

Most Games 100 Yards or More, Season

- 10 LaDainian Tomlinson, 2006
- 7 LaDainian Tomlinson, 2002
Don Woods, 1974
- 6 Ryan Mathews, 2013
LaDainian Tomlinson, 2007
LaDainian Tomlinson, 2004
LaDainian Tomlinson, 2003
Natrone Means, 1994

Most Consecutive Games, 100 Yards or More

- 9 LaDainian Tomlinson, 2006
- 5 Natrone Means, 1994
- 4 LaDainian Tomlinson, 2007

Most Games 200 Yards or More, Career

- 4 LaDainian Tomlinson, 2001-09
- 1 Gary Anderson, 1985-88

Longest Run

- 87t Melvin Gordon, Oct. 29, 2017 at New England
Paul Lowe, Sept. 10, 1961 at Dallas Texans
- 86t Keith Lincoln, Sept. 30, 1962 at Oakland
- 85t LaDainian Tomlinson, Dec. 17, 2006 vs. K.C.

RUSHING TOUCHDOWNS

Most Seasons Leading League

- 3 LaDainian Tomlinson, 2004, 2006, 2007
- 1 Chuck Muncie, 1981
Paul Lowe, 1961, 1965

Most, Career

- 138 LaDainian Tomlinson, 2001-09
- 43 Chuck Muncie, 1980-84
- 39 Austin Ekeler, 2017-23

Most, Season

- 28* LaDainian Tomlinson, 2006
- 19 Chuck Muncie, 1981
- 18 LaDainian Tomlinson, 2005

Most, Game

- 4 LaDainian Tomlinson, Oct. 14, 2007 vs. Oak.
LaDainian Tomlinson, Nov. 12, 2006 at Cin.
LaDainian Tomlinson, Oct. 15, 2006 at S.F.
Chuck Muncie, Nov. 29, 1981 vs. Denver
Clarence Williams, Sept. 16, 1979 vs. Buffalo
- 3 (22x), Last: M.Gordon, Oct. 15, 2018 at Cle.
- 2 (127x), Last: G.Edwards, Dec. 19, 2024 vs. Den.

Most Consecutive Games

- 18* LaDainian Tomlinson, 2004-05
- 9 Natrone Means, 1993-94
- 8 LaDainian Tomlinson, 2006

RUSHING AVERAGE

Most Seasons Leading League (min. 100 att.)

- 2 Paul Lowe, 1960, 1965
- 1 Dickie Post, 1968
Brad Hubbard, 1967
Keith Lincoln, 1963

Highest, Career (minimum 500 att.)

- 4.90 Paul Lowe, 1960-68
- 4.71 Keith Lincoln, 1961-66, '68
- 4.43 Dickie Post, 1967-70

Highest, Season (minimum 100 att.)

- 6.45 Keith Lincoln, 1963
- 6.29 Paul Lowe, 1960
- 5.71 Paul Lowe, 1963

Highest, Game (minimum 10 att.)

- 14.7 Michael Turner, Oct. 7, 2007 at Denver
- 13.8 Keith Lincoln, Sept. 30, 1962 at Oakland
- 13.5 J.K. Dobbins, Sept. 8, 2024 vs. Las Vegas

RUSHING ATTEMPTS

Most, Career

- 2,880 LaDainian Tomlinson, 2001-09
- 1,059 Melvin Gordon, 2015-19
- 1,031 Marion Butts, 1989-93

Most, Season

- 372 LaDainian Tomlinson, 2002
- 348 LaDainian Tomlinson, 2006
- 343 Natrone Means, 1994

Most, Game

- 39 LaDainian Tomlinson, Oct. 20, 2002 at Oak.
Marion Butts, Dec. 17, 1989 at Kansas City
- 37 (3x) Last: L.Tomlinson, Nov. 21, 2004 at Oak.
- 36 LaDainian Tomlinson, Sept. 9, 2001 vs. Was.
Gary Brown, Oct. 5, 1997 at Oakland

PASSING ATTEMPTS

Most Seasons Leading League

- 2 Dan Fouts, 1980, 1981
John Hadl, 1968, 1971
- 1 Philip Rivers, 2015

Most, Career

- 7,591 Philip Rivers, 2004-19
- 5,604 Dan Fouts, 1973-87
- 3,640 John Hadl, 1962-72

Most, Season

- 699 Justin Herbert, 2022
- 672 Justin Herbert, 2021
- 661 Philip Rivers, 2015

Most, Game

- 65 Philip Rivers, Oct. 18, 2015 at Green Bay
- 64 Justin Herbert, Jan. 9, 2022 at Las Vegas (OT)
- 58 Philip Rivers, Oct. 25, 2015 vs. Oakland
Mark Herrmann, Dec. 22, 1985 at K.C.

PASS COMPLETIONS

Most Seasons Leading League

- 2 Dan Fouts, 1980, 1981
John Hadl, 1968, 1971
- 1 Philip Rivers, 2015

Most, Career

- 4,908 Philip Rivers, 2004-19
- 3,297 Dan Fouts, 1973-87
- 1,945 Justin Herbert, 2020-24

Most, Season

- 477 Justin Herbert, 2022
- 443 Justin Herbert, 2021
- 437 Philip Rivers, 2015

Most, Game

- 43 Philip Rivers, Oct. 18, 2015 at Green Bay
- 40 Justin Herbert, Sept. 24, 2023 at Minnesota
- 39 Justin Herbert, Dec. 11, 2022 vs. Miami

Most Consecutive

- 25* Philip Rivers, Nov. 25, 2018 vs. Arizona
- 22 Philip Rivers, Sept. 13, 2015 vs. Detroit –
Sept. 20, 2015 at Cincinnati
- 20 Philip Rivers, Sept. 13, 2015 vs. Detroit

COMPLETION PERCENTAGE

Most Seasons Leading League (min. 140 att.)

- 1 Philip Rivers, 2013
Mark Herrmann, 1985
Dan Fouts, 1979
Tobin Rote, 1963

Highest, Career (minimum 500 att.)

- 66.5 Justin Herbert, 2020-24
- 64.7 Philip Rivers, 2004-19
- 62.2 Drew Brees, 2001-05

Highest, Season (minimum 140 att.)

- 69.5 Philip Rivers, 2013
- 68.2 Justin Herbert, 2022
- 68.3 Philip Rivers, 2018

Highest, Game (minimum 20 att.)

- 96.6 Philip Rivers, Nov. 25, 2018 vs. Ari. (28-of-29)
- 90.0 Philip Rivers, Nov. 1, 2012 vs. K.C. (18-of-20)
- 88.0 Drew Brees, Oct. 31, 2004 vs. Oak. (22-of-25)

PASSING YARDS

Most Seasons Leading League

- 4 Dan Fouts, 1979, 1980, 1981, 1982
- 3 John Hadl, 1965, 1968, 1971
- 1 Philip Rivers, 2010

Most, Career

- 59,271 Philip Rivers, 2004-19
- 43,040 Dan Fouts, 1973-87
- 26,938 John Hadl, 1962-72

Most, Season

- 5,014 Justin Herbert, 2021
- 4,802 Dan Fouts, 1981
- 4,792 Philip Rivers, 2015

Most, Game

- 503 Philip Rivers, Oct. 18, 2015 at Green Bay
- 455 Philip Rivers, Sept. 26, 2010 at Seattle
- 444 Dan Fouts, Dec. 11, 1982 at San Francisco
Dan Fouts, Oct. 19, 1980 vs. N.Y. Giants

Most Games 300 Yards or More, Career

- 70 Philip Rivers, 2004-19
- 51 Dan Fouts, 1973-87
- 27 Justin Herbert, 2020-24

Most Games 300 Yards or More, Season

- 9 Justin Herbert, 2021
- 8 Justin Herbert, 2020
Philip Rivers, 2015, 2019
Dan Fouts, 1980
- 7 Dan Fouts, 1981, 1985

Most Consecutive Games, 300 Yards or More

- 5 Philip Rivers, 2015
- 4 Dan Fouts, 1979, 1980-81
- 3 Justin Herbert, 2020-21, 2021, 2022
Philip Rivers, 2010-11, 2016, 2017
Dan Fouts, 1980, 1985
John Hadl, 1967

Most Games 400 Yards or More, Career

- 11 Philip Rivers, 2004-19
- 6 Dan Fouts, 1973-87
- 1 Justin Herbert, 2020-24
Jim Harbaugh, 1999-2000

Longest Completion

- 99t* Stan Humphries, Sept. 18, 1994 at Seattle
- 91t Jack Kemp, Nov. 12, 1961 at Denver
- 88t Ed Luther, Dec. 3, 1984 vs. Chicago

TOUCHDOWN PASSES

Most Seasons Leading League

- 2 Dan Fouts, 1981, 1982
John Hadl, 1968, 1971
- 1 Philip Rivers, 2008

Most, Career

- 397 Philip Rivers, 2004-19
- 254 Dan Fouts, 1973-87
- 201 John Hadl, 1962-72

Most, Season

- 38 Justin Herbert, 2021
- 34 Philip Rivers, 2008
- 33 Philip Rivers, 2016
Dan Fouts, 1981

Most, Game

- 6 Dan Fouts, Nov. 22, 1981 at Oakland
- 5 (4x), Last: Drew Brees, Oct. 31, 2004 vs. Oak.
- 4 (32x), Last: J.Herbert, Nov. 12, 2023 vs. Det.

Most Consecutive Games

- 28 Philip Rivers, 2012-14
- 27 Philip Rivers, 2017-18
- 26 Justin Herbert, 2020-23

INTERCEPTIONS THROWN

Most Seasons Leading League (Fewest INT, min. 300 att.)

- 1 Justin Herbert, 2024
Drew Brees, 2004

Most, Career

- 242 Dan Fouts, 1973-87
- 211 John Hadl, 1962-72
- 198 Philip Rivers, 2004-19

Most, Season

- 32 John Hadl, 1968
- 26 John Hadl, 1972
- 25 John Hadl, 1971
Jack Kemp, 1960

Most, Game

- 6 Ed Luther, Oct. 31, 1983 vs. Washington
John Hadl, Dec. 8, 1968 vs. Kansas City
- 5 (9x), Last: C.Wheilihan, Dec. 13, 1998 at Sea.
- 4 (33x), Last: P.Rivers, Nov. 18, 2019 vs. K.C.

Fewest, Season (minimum 150 att.)

- 1 Easton Stick, 2023 (174 att.)
- 3 Justin Herbert, 2024 (504 att.)
Ed Luther, 1984 (151 att.)
- 4 Doug Flutie, 2003 (167 att.)
John Friesz, 1993 (238 att.)

Most Consecutive Attempts, None Intercepted

- 357 Justin Herbert, Sept. 15, 2024-Dec. 15, 2024
- 233 Justin Herbert, Dec. 26, 2022-Oct. 1, 2023
- 194 Drew Brees, Oct. 17-Dec. 5, 2004

Lowest Percentage, Season (minimum 150 att.)

- 0.6 Justin Herbert, 2024
Easton Stick, 2023
- 1.4 Justin Herbert, 2022
- 1.5 Justin Herbert, 2023

PASSER RATING

Most Seasons Leading League (min. 300 att.)

- 1 Philip Rivers, 2008

Highest, Career (minimum 500 att.)

- 96.7 Justin Herbert, 2020-24
- 95.1 Philip Rivers, 2004-19
- 84.9 Drew Brees, 2001-05

Highest, Season (minimum 300 att.)

- 105.5 Philip Rivers, 2008, 2013, 2018
- 104.8 Drew Brees, 2004
- 104.4 Philip Rivers, 2009

Highest, Game (minimum 20 att.)

- 157.1 Dan Fouts, Sept. 7, 1981 at Cleveland
- 154.4 Philip Rivers, Dec. 8, 2019 at Jacksonville
- 153.1 Drew Brees, Oct. 31, 2004 vs. Oakland

RECEIVING YARDS

Most Seasons Leading League

- 3 Lance Alworth, 1965, 1966, 1968
- 1 Wes Chandler, 1982
John Jefferson, 1980

Most, Career

- 11,841 Antonio Gates, 2003-18
- 10,530 Keenan Allen, 2013-23
- 9,584 Lance Alworth, 1962-70

Most, Season

- 1,602 Lance Alworth, 1965
- 1,393 Keenan Allen, 2017
- 1,383 Lance Alworth, 1966

Most, Game

- 260 Wes Chandler, Dec. 20, 1982 vs. Cincinnati
- 243 Wes Chandler, Sept. 15, 1985 vs. Seattle
- 232 Lance Alworth, Oct. 20, 1963 at Kansas City

Most Games 100 Yards or More, Career

- 41 Lance Alworth, 1962-70
- 38 Keenan Allen, 2013-23
- 24 Kellen Winslow, 1979-87

Most Games 100 Yards or More, Season

- 9 Lance Alworth, 1965
- 8 Lance Alworth, 1966
- 7 Keenan Allen, 2017
John Jefferson, 1980

Most Consecutive Games, 100 Yards or More

- 5 Lance Alworth, 1966
- 4 Keenan Allen, 2017
Wes Chandler, 1982
John Jefferson, 1979-80
Charlie Joiner, 1976
Lance Alworth, 1968
Lance Alworth, 1965
- 3 Keenan Allen, 2023
Kellen Winslow, 1982
Kellen Winslow, 1980
John Jefferson, 1980
John Jefferson, 1979
Gary Garrison, 1971
Lance Alworth, 1967
Lance Alworth, 1965
Lance Alworth, 1964

Most Games 200 Yards or More, Career

- 5* Lance Alworth, 1962-70
- 2 Wes Chandler, 1981-87
- 1 Keenan Allen, 2013-23
Malcom Floyd, 2004-15

Longest Reception

- 99t* Tony Martin, Sept. 18, 1994 at Seattle
- 91t Keith Lincoln, Nov. 12, 1961 at Denver
- 88t Bobby Duckworth, Dec. 3, 1984 at Chicago

RECEIVING AVERAGE

Most Seasons Leading League (min. 35 rec.)

- 1 Mike Williams, 2019
Malcom Floyd, 2011
Wes Chandler, 1982
Gary Garrison, 1970
Lance Alworth, 1965

Average per Catch, Career (minimum 250 rec.)

- 19.4 Lance Alworth, 1962-70
- 18.6 Gary Garrison, 1966-76
- 17.5 Vincent Jackson, 2005-11

Average per Catch, Season (minimum 35 rec.)

- 23.2 Lance Alworth, 1965
- 22.9 Gary Garrison, 1970
- 21.2 Gary Garrison, 1968, 1971

Highest, Game (minimum 5 rec.)

- 36.0 Lance Alworth, Nov. 2, 1963 at New York Jets
- 33.6 Lance Alworth, Nov. 15, 1964 at Kansas City
- 32.0 Lance Alworth, Dec. 19, 1965 vs. Oakland

RECEPTIONS

Most Seasons Leading League

- 3 Lance Alworth, 1966, 1968, 1969
- 2 Kellen Winslow, 1980, 1981

Most, Career

- 955 Antonio Gates, 2003-18
- 904 Keenan Allen, 2013-23
- 586 Charlie Joiner, 1976-86

Most, Season

- 108 Keenan Allen, 2023
- 107 Austin Ekeler, 2022
- 106 Keenan Allen, 2021

Most, Game

- 18 Keenan Allen, Sept. 24, 2023 at Minnesota
- 16 Keenan Allen, Nov. 22, 2020 vs. N.Y. Jets
- 15 Austin Ekeler, Oct. 6, 2019 vs. Denver
Keenan Allen, Sept. 13, 2015 vs. Detroit
Kellen Winslow, Oct. 7, 1984 at Green Bay

Most Consecutive Games With a Catch

- 96 Lance Alworth, 1962-69
- 80 Antonio Gates, 2003-08
- 78 Charlie Joiner, 1978-84

RECEIVING TOUCHDOWNS

Most Seasons Leading League

- 3 Lance Alworth, 1964, 1965, 1966
- 2 John Jefferson, 1978, 1980
- 1 Tony Martin, 1996
Wes Chandler, 1982

Most, Career

- 116 Antonio Gates, 2003-18
- 81 Lance Alworth, 1962-70
- 59 Keenan Allen, 2013-23

Most, Season

- 14 Tony Martin, 1996
Lance Alworth, 1965
- 13 Antonio Gates, 2004
John Jefferson, 1978, 1980
Lance Alworth, 1964, 1966
- 12 Antonio Gates, 2014
Gary Garrison, 1970

Most, Game

- 5* Kellen Winslow, Nov. 22, 1981 at Oakland
- 4 Lance Alworth, Dec. 1, 1968 at Denver
- 3 (14x) Last: D.Woodhead, Dec. 20, 2015 vs. Mia.

Most Consecutive Games

- 9 Antonio Gates, 2009-10
Lance Alworth, 1963
- 7 Lance Alworth, 1967
- 6 John Jefferson, 1980
Lance Alworth, 1964

SCRIMMAGE YARDS

Most Seasons Leading League

- Lance Alworth, 1965, 1968
- LaDainian Tomlinson, 2003

Most, Career

- 16,445 LaDainian Tomlinson, 2001-09
11,841 Antonio Gates, 2003-18
10,643 Keenan Allen, 2013-23

Most, Season

- 2,370 LaDainian Tomlinson, 2003
2,323 LaDainian Tomlinson, 2006
2,172 LaDainian Tomlinson, 2002

Most, Game

- 271 LaDainian Tomlinson, Dec. 1, 2002 vs. Den.
261 Melvin Gordon, Nov. 6, 2016 vs. Tennessee
260 LaDainian Tomlinson, Dec. 28, 2003 vs. Oak.
Wes Chandler, Dec. 20, 1982 vs. Cincinnati

Most Games 100 Yards or More, Career

- 79 LaDainian Tomlinson, 2001-09
44 Lance Alworth, 1962-70
39 Keenan Allen, 2013-23

Most Games 100 Yards or More, Season

- 14 LaDainian Tomlinson, 2006
11 LaDainian Tomlinson, 2003
10 Ryan Mathews, 2011
LaDainian Tomlinson, 2004
LaDainian Tomlinson, 2002

Most Consecutive Games, 100 Yards or More

- 11 LaDainian Tomlinson, 2006
6 Melvin Gordon, 2018
Ryan Mathews, 2011
LaDainian Tomlinson, 2007
LaDainian Tomlinson, 2004
5 Natrone Means, 1994
Lydell Mitchell, 1978

Most Games 200 Yards or More, Career

- 12 LaDainian Tomlinson, 2001-09
5 Lance Alworth, 1962-70
2 Lionel James, 1984-88
Wes Chandler, 1981-87

INTERCEPTIONS

Most Seasons Leading League

- Casey Hayward, 2016
- Eric Weddle, 2011
- Antonio Cromartie, 2007

Most, Career

- 42 Gill Byrd, 1983-92
29 Dick Harris, 1960-65
26 Rodney Harrison, 1994-2002

Most, Season

- 10 Antonio Cromartie, 2007
9 Charlie McNeil, 1961
8 (4x) Last: Ryan McNeil, 2001

Most, Game

- 3 Antonio Cromartie, Nov. 11, 2007 vs. Ind.
Dwayne Harper, Nov. 27, 1995 vs. Oakland
Pete Shaw, Nov. 2, 1980 at Cincinnati
Clarence Duren, Oct. 30, 1977 at Miami
Chris Fletcher, Nov. 30, 1975 at Denver (OT)
Joe Beauchamp, Sept. 24, 1972 vs. Denver
Leslie "Speedy" Duncan, Sept. 25, 1966 at Oak.
Bud Whitehead, Oct. 10, 1965 at Buffalo
Dick Harris, Nov. 17, 1963 at Buffalo
C.McNeil, Sept. 24, 1961 vs. Houston Oilers
C.McNeil, Dec. 18, 1960 vs. Titans of N.Y.
2 (87x) Last: Tarheeb Still, Dec. 1, 2024 at Atl.

Most Consecutive Games

- 5 Charlie McNeil, 1961
4 Greg Jackson, 1998
Gill Byrd, 1989
Mike Fuller, 1977
Bryant Salter, 1972
3 (18x) Last: Stephen Cooper, 2008

INTERCEPTION RETURN YARDS

Most Seasons Leading League

- Vencie Glenn, 1987
- Charlie McNeil, 1961

Most, Career

- 546 Gill Byrd, 1983-92
502 Charlie McNeil, 1960-64
477 Kenny Graham, 1964-69

Most, Season

- 349 Charlie McNeil, 1961
224 Stanley Richard, 1994
166 Vencie Glenn, 1987

Most, Game

- 177* Charlie McNeil, Sept. 24, 1961 vs. Hou. Oilers
106 Woodrow Lowe, Nov. 18, 1979 vs. Pittsburgh
103 Vencie Glenn, Nov. 29, 1987 vs. Denver

Longest Return

- 103t Vencie Glenn, Nov. 29, 1987 vs. Denver
102t Donald Frank, Oct. 31, 1993 at L.A. Raiders
100t Leslie "Speedy" Duncan, Oct. 15, 1967 vs. K.C.

INTERCEPTION TOUCHDOWNS

Most Seasons Leading League

- Clinton Hart, 2005
- Jeffery Dale, 1985
- John Hendy, 1985
- Gill Byrd, 1984
- Woodrow Lowe, 1979
- Fred Dean, 1977
- Leroy Jones, 1977
- Kenny Graham, 1969
- Joe Beauchamp, 1968
- Earl Faison, 1964
- Henry Schmidt, 1964
- Claude Gibson, 1962
- Dick Harris, 1961

Most, Career

- 5 Kenny Graham, 1964-69
Dick Harris, 1960-65
4 Woodrow Lowe, 1976-86
3 Eric Weddle, 2007-15
Joe Beauchamp, 1966-75

Most, Season

- 3 Dick Harris, 1961
2 (9x) Last: Demorrio Williams, 2012
1 (78x) Last: Tarheeb Still, 2024

Most, Game

- 1 (99x) Last: Tarheeb Still, Dec. 1, 2024 at Atl.

SACKS

Most Seasons Leading League

- Shawne Merriman, 2006

Most, Career

- 105.5 Leslie O'Neal, 1986-95
72.0 Joey Bosa, 2016-24
69.5 Shaun Phillips, 2004-12

Most, Season

- 17.5 Gary Johnson, 1980
17.0 Khalil Mack, 2023
Shawne Merriman, 2006
Leslie O'Neal, 1992
Steve DeLong, 1969
15.5 Fred Dean, 1978

Most, Game (since 1982)

- 6.0 Khalil Mack, Oct. 1, 2023 vs. Las Vegas
5.0 Leslie O'Neal, Nov. 16, 1986 vs. Dallas
4.0 Antwan Barnes, Dec. 18, 2011 vs. Baltimore
Shaun Phillips, Oct. 3, 2010 vs. Arizona
Leslie O'Neal, Oct. 22, 1995 at Seattle
Leslie O'Neal, Dec. 6, 1992 at Phoenix
Leslie O'Neal, Dec. 22, 1991 vs. Denver

PUNTS

Most Seasons Leading League

- Paul Maguire, 1962

Most, Career

- 771 Darren Bennett, 1995-2003
756 Mike Scifres, 2003-15
519 Dennis Pardee, 1968-75

Most, Season

- 95 Darren Bennett, 1998
92 Darren Bennett, 2000
89 Darren Bennett, 1997, 1999

Most, Game

- 11 (5x), Last: D.Bennett, Oct. 11, 1998 at Oak.
10 (10x) Last: D.Kaser, Nov. 12, 2017 at Jax.
9 (14x), Last: D.Kaser, Dec. 24, 2017 at N.Y. Jets

PUNT YARDS

Most Seasons Leading League

- Paul Maguire, 1962

Most, Career

- 34,152 Mike Scifres, 2003-15
33,776 Darren Bennett, 1995-2003
21,417 Dennis Pardee, 1968-75

Most, Season

- 4,248 Darren Bennett, 2000
4,174 Darren Bennett, 1998
3,972 Darren Bennett, 1997

Most, Game

- 522 Darren Bennett, Oct. 11, 1998 at Oakland
493 Mike Scifres, Nov. 18, 2012 at Denver
492 Dennis Pardee, Nov. 10, 1974 at Kansas City

Longest Punt

- 83 JK Scott, Dec. 10, 2023 vs. Denver
82 Paul Maguire, Nov. 19, 1961 vs. Dallas Texans
73 Dennis Pardee, Oct. 17, 1971 at Denver

PUNTING AVERAGE

Most Seasons Leading League (min. 50 punts)

- Darren Bennett, 2000

Highest, Career (minimum 100 punts)

- 47.4 Drew Kaser, 2016-18
46.5 Ty Long, 2019-21
45.6 JK Scott, 2022-24
45.2 Mike Scifres, 2003-15

Highest, Season (minimum 50 punts)

- 48.3 Mike Scifres, 2012
48.1 Drew Kaser, 2017
46.8 Ty Long, 2020

Highest, Game (minimum 4 punts)

- 59.5 Mike Scifres, Oct. 17, 2010 at St. Louis
Darren Bennett, Oct. 1, 1995 at Pittsburgh
57.4 JK Scott, Dec. 10, 2023 vs. Denver
57.3 JK Scott, Oct. 27, 2024 vs. New Orleans

PUNT RETURN YARDS

Most Seasons Leading League

- Leslie "Speedy" Duncan, 1965

Most, Career

- 2,388 Mike Fuller, 1975-80
1,651 Leslie "Speedy" Duncan, 1964-70
1,407 Darrien Gordon, 1993-96

Most, Season

- 537 Darrien Gordon, 1996
489 Eric Metcalf, 1997
475 Darrien Gordon, 1994

Most, Game

- 168 Eric Metcalf, Nov. 2, 1997 at Cincinnati
136 Mike Fuller, Nov. 21, 1976 at Buffalo
133 Andre Coleman, Sept. 17, 1995 at Philadelphia

Longest Return

- 95t Leslie "Speedy" Duncan, Nov. 24, 1968 vs. NYJ
90t Darrien Gordon, Sept. 25, 1994 at L.A. Raiders
88t Andre Coleman, Sept. 17, 1995 at Philadelphia
Mike Fuller, Oct. 9, 1977 at New Orleans

PUNT RETURN AVERAGE

Most Seasons Leading League (min. 20 ret.)

- 1 Derius Davis, 2023
- Ron Smith, 1973
- Leslie "Speedy" Duncan, 1965

Highest, Career (minimum 50 ret.)

- 13.7 Darrien Gordon, 1993-96
- 12.0 Leslie "Speedy" Duncan, 1964-70
- 11.3 Mike Fuller, 1975-80

Highest, Season (minimum 20 ret.)

- 16.0 Derius Davis, 2023
- 15.5 Leslie "Speedy" Duncan, 1965
- 14.9 Darrien Gordon, 1996

PUNT RETURN TOUCHDOWNS

Most Seasons Leading League

- 2 Leslie "Speedy" Duncan, 1965, 1966
- 1 Derius Davis, 2023
- Desmond King, 2018
- Eric Metcalf, 1997
- Andre Coleman, 1995
- Darrien Gordon, 1994
- Nate Lewis, 1990
- Kitrick Taylor, 1990
- Ron Smith, 1973

Most, Career

- 4 Leslie "Speedy" Duncan, 1964-70
- 3 Eric Metcalf, 1997
- Darrien Gordon, 1993-96
- 2 (5x) Last: Desmond King, 2017-19

Most, Season

- 3 Eric Metcalf, 1997
- 2 (3x) Last: Darrien Gordon, 1994
- 1 (20x) Last: Derius Davis, 2023

Most, Game

- 2* Eric Metcalf, Nov. 2, 1997 at Cincinnati
- 1 (26x) Last: Derius Davis, Nov. 6, 2023 at NYJ

PUNT RETURNS

Most, Career

- 212 Mike Fuller, 1975-80
- 138 Leslie "Speedy" Duncan, 1964-70
- 124 Lionel James, 1984-88

Most, Season

- 46 Mike Fuller, 1979
- 45 Eric Metcalf, 1997
- 39 Mike Fuller, 1978

Most, Game

- 8 (4x) Last: Leon Johnson, Dec. 7, 2003 at Det.
- 7 (4x) Last: M.Fuller, Dec. 17, 1978 at Hou. Oilers
- 6 (9x) Last: J.Herndon, Dec. 20, 2015 vs. Mia.

Most Fair Catches, Season

- 29 Derius Davis, 2023
- 25 Travis Benjamin, 2017
- 24 Kenny Graham, 1969

Most Fair Catches, Game

- 6 Derius Davis, Dec. 10, 2023 vs. Denver
- Phil McConkey, Dec. 17, 1989 at Kansas City
- 5 Travis Benjamin, Oct. 22, 2017 vs. Denver
- Jeff Graham, Sept. 3, 2000 at Oakland
- Kenny Graham, Oct. 4, 1969 vs. Cincinnati

KICKOFF RETURN YARDS

Most Seasons Leading League

- 1 Ronney Jenkins, 2001
- Lionel James, 1984
- James Brooks, 1982

Most, Career

- 6,469 Darren Sproles, 2005-10
- 3,997 Ronney Jenkins, 2000-02
- 3,914 Andre Coleman, 1994-96

Most, Season

- 1,541 Ronney Jenkins, 2001
- 1,531 Ronney Jenkins, 2000
- 1,528 Darren Sproles, 2005

Most, Game

- 250 Ronney Jenkins, Nov. 18, 2001 at Oakland
- 221 Ronney Jenkins, Sept. 10, 2000 vs. N.O.
- 215 Richard Goodman, Jan. 1, 2012 at Oakland

Longest Return

- 105t Richard Goodman, Jan. 1, 2012 at Oakland
- 103t Darren Sproles, Sept. 14, 2008 at Denver
- Keith Lincoln, Sept. 16, 1962 vs. Titans of N.Y.
- 101t Andre Roberts, Jan. 2, 2022 vs. Denver

KICKOFF RETURN AVERAGE

Most Seasons Leading League (min. 10 ret.)

- 1 Jimmy Warren, 1964

Highest, Career (minimum 75 ret.)

- 25.3 Leslie "Speedy" Duncan, 1964-70
- 25.1 Darren Sproles, 2005-10
- 24.2 Ronney Jenkins, 2000-02

Highest, Season (minimum 10 ret.)

- 32.8 Andre Roberts, 2021
- 29.7 Antonio Cromartie, 2006
- 28.9 Nasir Adderley, 2020

KICKOFF RETURN TOUCHDOWNS

Most Seasons Leading League

- 2 Anthony Miller, 1988, 1989
- 1 Richard Goodman, 2011
- Ronney Jenkins, 2001
- Andre Coleman, 1995
- Nate Lewis, 1991
- Jamie Holland, 1988
- Keith Lincoln, 1962

Most, Career

- 4 Andre Coleman, 1994-96
- 3 Ronney Jenkins, 2000-02
- 2 Darren Sproles, 2005-10
- Anthony Miller, 1988-93

Most, Season

- 2 Ronney Jenkins, 2001
- Andre Coleman, 1995
- Andre Coleman, 1994
- 1 (14x) Last: Andre Roberts, 2021

Most, Game

- 1 (20x) Last: A.Roberts, Jan. 2, 2022 vs. Den.

KICKOFF RETURNS

Most Seasons Leading League

- 1 Lionel James, 1984
- James Brooks, 1982

Most, Career

- 258 Darren Sproles, 2005-10
- 166 Andre Coleman, 1994-96
- 165 Ronney Jenkins, 2000-02

Most, Season

- 67 Ronney Jenkins, 2000
- 63 Darren Sproles, 2005
- 62 Andre Coleman, 1995

Most, Game

- 8 (5x) Last: Darren Sproles, Oct. 26, 2008 at N.O. in London
- 7 (14x) Last: D.Davis, Dec. 15, 2024 vs. T.B.
- 6 (36x) Last: R.Goodman, Jan. 1, 2012 at Oak.

COMBINED KICK & PUNT RETURN YARDS

Most Seasons Leading League

- 1 James Brooks, 1982
- Leslie "Speedy" Duncan, 1965

Most, Career

- 7,404 Darren Sproles, 2005-10
- 5,037 Leslie "Speedy" Duncan, 1964-70
- 4,240 Andre Coleman, 1994-96

Most, Season

- 1,737 Andre Coleman, 1995
- 1,636 Darren Sproles, 2005
- 1,625 Darren Sproles, 2008

COMBINED KICK & PUNT RETURNS

Most Seasons Leading League

- 1 Leslie "Speedy" Duncan, 1965

Most, Career

- 372 Darren Sproles, 2005-10
- 289 Mike Fuller, 1975-80
- 272 Leslie "Speedy" Duncan, 1964-70

Most, Season

- 90 Andre Coleman, 1995
- 81 Darren Sproles, 2005
- 80 Darren Sproles, 2009

SERVICE

Most Seasons

- 17 David Binn, 1994-2010
- 16 Philip Rivers, 2004-19
- Antonio Gates, 2003-18
- 15 Dan Fouts, 1973-87
- Russ Washington, 1968-82
- 14 Don Macek, 1976-89
- Doug Wilkerson, 1971-84

Most Games

- 256 David Binn, 1994-2010
- 236 Antonio Gates, 2003-18
- 228 Philip Rivers, 2004-19
- 200 Junior Seau, 1990-2002
- Russ Washington, 1968-82

Most Consecutive Games

- 225 Philip Rivers, 2005-19
- 179 David Binn, 1994-10
- 178 Russ Washington, 1968-80

Most Consecutive Starts

- 224 Philip Rivers, 2006-19
- 148 Russ Washington, 1970-80
- 140 Walt Sweeney, 1964-73

TEAM RECORDS

*NFL Record | †strike-shortened 1982 season

GAMES WON

Most, Season

- 14 2006
- 13 2009
- 12 1961, 1979, 2004, 2018

Fewest, Season

- 1 2000
- 2 1973, 1975
- 4 1962, 1972, 1986, 1991, 1997, 2003, 2015

Most Consecutive

- 15 Nov. 27, 1960–Dec. 3, 1961
- 11 (3x) Last: Oct. 25, 2009–Jan. 3, 2010
- 8 (7x) Last: Oct. 25, 2004–Dec. 13, 2004

Most Consecutive at Home

- 10 Nov. 5, 1978–Nov. 25, 1979
- 9 (3x) Last: Sept. 17, 2006–Sept. 9, 2007
- 8 (4x) Last: Sept. 17, 2006–Dec. 31, 2006

Most Consecutive on Road

- 11 Oct. 2, 1960–Nov. 12, 1961
- 6 (4x) Last: Oct. 14, 2018–Dec. 30, 2018
- 5 (5x) Last: Oct. 14, 2018–Dec. 13, 2018

Most Consecutive at Start of Season

- 11 1961
- 6 1994
- 4 1966, 1980, 2002

GAMES LOST

Most, Season

- 15 2000
- 12 1975, 1986, 1991, 1997, 2003, 2015, 2023
- 11 1973, 1998, 2001, 2016, 2019

Fewest, Season

- 2 1961, 1965, 2006
- 3 2009, 1963, 1982†
- 4 1960, 1979, 2004, 2018

Most Consecutive

- 11 (2x) Last: Sept. 3, 2000–Nov. 19, 2000
- 9 (5x) Last: Dec. 4, 2016–Oct. 1, 2017
- 8 (9x) Last: Dec. 4, 2016–Sept. 24, 2017

Most Consecutive at Home

- 7 Nov. 13, 2016–Oct. 1, 2017
- 6 (2x) Last: Nov. 13, 2016–Sept. 24, 2017
- 5 (11x) Last: Nov. 12, 2023–Jan. 7, 2024

Most Consecutive on Road

- 11 Oct. 6, 1985–Oct. 26, 1986
- 8 (4x) Last: Sept. 3, 2000–Dec. 17, 2000
- 7 (7x) Last: Nov. 10, 2002–Oct. 5, 2003

Most Consecutive on Road w/o Victory (Ties incl.)

- 14 Nov. 22, 1970–Nov. 19, 1972

POINTS

Most Seasons Leading League

- 6 1963, 1965, 1981, 1982, 1985, 2006

Most, Season

- 492 2006
- 478 1981
- 474 2021

Most, Game

- 58 Dec. 22, 1963 vs. Denver
- 55 Nov. 22, 1981 at Oakland
- Oct. 20, 1968 vs. Denver
- 54 Nov. 19, 2017 vs. Buffalo

Most Game, Both Teams

- 98 Dec. 8, 1985 vs. Pittsburgh
- 93 Dec. 18, 1960 vs. Titans of New York
- 90 Nov. 12, 2006 at Cincinnati

Most, Half

- 42 Nov. 12, 2006 at Cincinnati (2nd half)
- 41 Nov. 5, 1961 vs. Titans of N.Y. (2nd half)
- 37 Nov. 19, 2017 vs. Buffalo (1st half)

Most, Quarter

- 28 Nov. 25, 2018 vs. Arizona (2nd quarter)
- Nov. 15, 1964 at K.C. (2nd quarter)
- Nov. 5, 1961 vs. Titans of N.Y. (3rd quarter)
- Sept. 24, 1961 vs. Houston Oilers (2nd quarter)

Most, Quarter, Both Teams

- 41 Nov. 21, 2021 vs. Pittsburgh (4th quarter)
- Oct. 10, 2021 vs. Cleveland (4th quarter)
- 38 Dec. 26, 2021 at Houston (4th quarter)
- Sept. 14, 2008 at Denver (2nd quarter)
- Oct. 19, 1986 at Kansas City (2nd quarter)
- Oct. 6, 1963 at Denver (2nd quarter)
- Oct. 7, 1961 at Boston (2nd quarter)

Fewest, Season

- 188 1973
- 189 1975
- 212 1974

Fewest, Game

- 0 (29x) Last: Dec. 6, 2020 vs. New England

Most Consecutive Games Not Shutout

- 240 Nov. 7, 1999–Nov. 2, 2014
- 114 Oct. 4, 1992–Oct. 24, 1999
- 105 Sept. 7, 1962–Oct. 26, 1969
- 98 Nov. 16, 2014–Nov. 29, 2020

TOUCHDOWNS

Most Seasons Leading League

- 6 1963, 1979, 1981, 1982, 1985, 2006

Most, Season

- 61 1981
- 60 1985
- 59 2006

Most, Game

- 8 Dec. 8, 1985 vs. Pittsburgh
- Nov. 22, 1981 at Oakland
- 7 (9x) Last: Oct. 10, 2021 vs. Cleveland
- 6 (37x) Last: Dec. 8, 2019 at Jacksonville

Fewest, Season

- 22 1973, 1975
- 23 1998
- 25 1977, 1999

POINTS AFTER TOUCHDOWN

Most Seasons Leading League

- 5 1965, 1981, 1982, 1985, 2006

Most, Season

- 58 2006
- 55 1981
- 54 2004

Most, Game

- 7 (7x) Last: Dec. 28, 2008 vs. Denver
- 6 (30x) Last: Dec. 8, 2019 at Jacksonville
- 5 (54x) Last: Nov. 12, 2023 vs. Detroit

Fewest, Season

- 19 1973, 1998
- 20 1975
- 21 1977

TWO-POINT CONVERSIONS

Most Seasons Leading League

- 4 2008, 2010, 2018, 2021

Most, Season

- 7 2021
- 6 2018
- 3 1994, 2024

Most, Game (since 1994)

- 2 Dec. 2, 2018 at Pittsburgh
- Sept. 9, 2018 vs. Kansas City
- Oct. 25, 2015 vs. Oakland
- 1 (42x) Last: Jan. 5, 2025 at Las Vegas

Most Attempts, Season

- 11 2021
- 8 2018
- 7 1994

Most Attempts, Game (since 1994)

- 3 Dec. 26, 2021 at Houston
- Sept. 9, 2018 vs. Kansas City
- Sept. 4, 1994 at Denver
- 2 (7x) Last: Dec. 19, 2024 vs. Denver
- 1 (53x) Last: Jan. 5, 2025 at Las Vegas

FIELD GOALS

Most Seasons Leading League

- 2 1994, 2009

Most, Season

- 39 2024
- 34 1994, 2013
- 32 2009

Most, Game

- 6 (3x) Last: Oct. 5, 1997 at Oakland
- 5 (13x) Last: Oct. 21, 2024 at Arizona
- 4 (41x) Last: Jan. 5, 2025 at Las Vegas

Most Attempts, Season

- 43 2001
- 42 2024
- 40 1993

Most Attempts, Game

- 7 Oct. 8, 1966 at N.Y. Jets
- 6 (6x) Last: Nov. 19, 2017 vs. Buffalo
- 5 (30x) Last: Jan. 5, 2025 at Las Vegas

Most, Game, Both Teams

- 9 Sept. 29, 1996 vs. Kansas City
- 8 Nov. 3, 1996 at Indianapolis
- Nov. 9, 1975 vs. New England
- 7 (17x) Last: Oct. 17, 2022 vs. Denver (OT)

Most Attempts, Game, Both Teams

- 10 (4x) Last: Dec. 12, 1999 vs. Seattle
- 9 (3x) Last: Dec. 1, 2002 vs. Denver
- 8 (24x) Last: Dec. 31, 2023 at Denver

Fewest Made, Season

- 6 1974
- 10 1976
- 12 1964, 1970, 1973, 1975

Fewest Attempts, Season

- 16 1974
- 19 1970
- 20 1962, 1976, 1988, 2003

FIRST DOWNS

Most Seasons Leading League (Total)

7 1965, 1969, 1980, 1981, 1982, 1983, 1985

Most, Season

401 2021
380 1985
379 1981

Most, Game

35 Oct. 19, 1986 at Kansas City
34 Nov. 18, 1984 vs. Miami (OT)
Dec. 20, 1982 vs. Cincinnati
33 Nov. 21, 2021 vs. Pittsburgh
Sept. 9, 2018 vs. Kansas City
Sept. 15, 2013 at Philadelphia
Oct. 31, 2004 vs. Oakland

Most, Game, Both Teams

62 Sept. 15, 1985 vs. Seattle
60 Sept. 10, 2023 vs. Miami
58 Dec. 29, 2002 vs. Seattle (OT)
Sept. 22, 1985 at Cincinnati
Nov. 18, 1984 vs. Miami (OT)

Fewest, Season

198 1973, 1975
208 1961
217 1962

Fewest, Game

3 Nov. 30, 1975 at Denver (OT)
5 Nov. 16, 2003 at Denver
Oct. 5, 1970 vs. Oakland
6 Dec. 24, 2000 vs. Pittsburgh
Nov. 22, 1987 at Seattle

Most Seasons Leading League (Rushing)

3 1963, 1965, 2006

Most by Rushing, Season

137 2006
131 2004
127 1965, 1981

Most by Rushing, Game

19 Nov. 27, 1960 vs. Oakland
18 Oct. 3, 1965 vs. Houston Oilers
17 (4x) Last: Sept. 10, 2023 vs. Miami

Fewest by Rushing, Game

0 Dec. 5, 2010 vs. Oakland
Nov. 14, 1999 at Oakland
1 (19x) Last: Dec. 15, 2024 vs. Tampa Bay
2 (54x) Last: Oct. 16, 2023 vs. Dallas

Most Seasons Leading League (Passing)

7 1968, 1971, 1980, 1981, 1982, 1983, 1985

Most by Passing, Season

259 1985
256 2021
244 1980

Most by Passing, Game

27 Sept. 15, 1985 vs. Seattle
26 Oct. 18, 2015 at Green Bay
23 Dec. 20, 1982 vs. Cincinnati
Oct. 19, 1980 vs. N.Y. Giants

Fewest by Passing, Season

89 1975
93 1973
110 1961

Fewest by Passing, Game

0 Sept. 20, 1998 at Kansas City
1 Nov. 30, 1975 at Denver (OT)
2 (3x) Last: Nov. 16, 2003 at Denver

Most Seasons Leading League (Penalty)

2 1960, 1970

Most by Penalty, Season

39 2013, 2019
37 2004, 2014
36 2016, 2020

Most by Penalty, Game

7 Oct. 17, 2022 vs. Denver (OT)
Nov. 13, 2016 vs. Tennessee
Nov. 15, 1998 vs. Baltimore
Nov. 30, 1997 vs. Denver
6 (5x) Last: Nov. 30, 2014 at Baltimore
5 (23x) Last: Nov. 21, 2021 vs. Pittsburgh

Fewest by Penalty, Season

11 1975
12 1964
13 1968

NET YARDS GAINED

Most Seasons Leading League

8 1963, 1965, 1980, 1981, 1982, 1983, 1985, 2010

Most, Season

6,744 1981
6,634 2021
6,535 1985

Most, Game

661 Dec. 20, 1982 vs. Cincinnati
593 Nov. 10, 1985 vs. L.A. Raiders
581 Oct. 20, 1968 vs. Denver

Most, Game, Both Teams

1,102 Dec. 20, 1982 vs. Cincinnati
1,057 Oct. 20, 1968 vs. Denver
1,050 Sept. 15, 2013 at Philadelphia

Fewest, Season

3,411 1975
3,622 1973
3,953 1970

Fewest, Game

70 Nov. 2, 1969 at Denver
93 Oct. 5, 1975 vs. Oakland
96 Nov. 16, 2003 at Denver

Most Total Offensive Plays, Season

1,154 1984, 2022
1,135 1980
1,129 1981

Fewest Total Offensive Plays, Season

617 1982[†]
753 1963
759 1964

RUSHING

Most Seasons Leading League (Attempts)

1 1965

Most Attempts, Season

590 1978
525 2004
522 2006

Most Attempts, Game

58 Nov. 20, 1977 vs. Oakland
53 Dec. 16, 2007 vs. Detroit
Sept. 10, 1978 vs. Oakland
Dec. 3, 1972 vs. Oakland
52 Nov. 27, 1960 vs. Oakland

Fewest Attempts, Season

267 1982[†]
351 2000
361 1966

Most Seasons Leading League (Yards)

2 1963, 1965

Most Yards, Season

2,578 2006
2,257 1990
2,248 1991

Most Yards, Game

289 Dec. 28, 2008 vs. Denver
287 Oct. 13, 1963 vs. N.Y. Jets
274 Dec. 16, 2007 vs. Detroit

Fewest Yards, Game

2 Dec. 17, 1961 vs. Boston
3 Nov. 19, 1961 vs. Dallas Texans
11 Nov. 20, 1960 vs. Buffalo

Most Seasons Leading League (Touchdowns)

4 1961, 1981, 1982, 2006

Most Touchdowns, Season

32 2006
26 1981
25 1979

Fewest Touchdowns, Season

4 2012, 2015
5 1997
6 2014

Most Touchdowns, Game

5 (4x) Last: Dec. 28, 2008 vs. Denver
4 (22x) Last: Dec. 25, 2009 at Tennessee
3 (49x) Last: Sept. 10, 2023 vs. Miami

RUSHING AVERAGE

Most Seasons Leading League

6 1960, 1963, 1965, 1969, 1991, 2003

Most, Season

5.6 1963
5.1 2003
4.9 2006

Highest, Game

8.52 Dec. 24, 1967 vs. N.Y. Jets
8.44 Dec. 22, 1963 vs. Denver
8.26 Nov. 5, 2006 vs. Cleveland

PASSING

Most Seasons Leading League (Attempts)

3 1968, 1984, 1985

Most Attempts, Season

711 2022

674 2021

667 2015

Most Attempts, Game

65 Oct. 18, 2015 at Green Bay

Oct. 19, 1986 at Kansas City

64 Jan. 9, 2022 at Las Vegas (OT)

58 Oct. 25, 2015 vs. Oakland

Dec. 22, 1985 at Kansas City

Fewest Attempts, Season

337 1975

338 1982[†]

349 1974

Fewest Attempts, Game

6 Dec. 19, 2004 at Cleveland

10 Dec. 18, 1988 vs. Kansas City

11 (2x) Last: Oct. 28, 2007 vs. Houston

Most Seasons Leading League (Completions)

3 1983, 1984, 1985

Most Completions, Season

485 2022

443 2021

442 2015

Most Completions, Game

43 Oct. 18, 2015 at Green Bay

41 Sept. 24, 2023 at Minnesota

39 Dec. 11, 2022 vs. Miami

Fewest Completions, Game

1 at Kansas City Sept. 20, 1998

3 vs. Oakland Oct. 5, 1975

4 at Cleveland Dec. 19, 2004

vs. Kansas City Nov. 2, 1986

Most Seasons Leading League (Net Yards)

11 1965, 1968, 1971, 1978, 1979, 1980, 1981, 1982,
1983, 1985, 2017

Most Net Yards Gained, Season

4,870 1985

4,800 2021

4,739 1981

Most Net Yards Gained, Game

494 Sept. 15, 1985 vs. Seattle

488 Oct. 18, 2015 at Green Bay

486 Dec. 20, 1982 vs. Cincinnati

Fewest Net Yards Gained, Season

1,610 1975

1,808 1973

2,244 1977

Fewest Net Yards Gained, Game

-22 Oct. 5, 1975 vs. Oakland

-19 Sept. 20, 1998 at Kansas City

7 Sept. 16, 1973 at Washington

Most Seasons Leading League (Touchdowns)

5 1971, 1981, 1982, 1985, 2008

Most Touchdowns, Season

38 2021

37 1985

34 1981, 2008

Fewest Touchdowns, Season

7 1975

9 1973

11 1977, 1988, 1998

Most Touchdowns, Game

7* Nov. 22, 1981 at Oakland

5 (9x) Last: Oct. 31, 2004 vs. Oakland

4 (35x) Last: Nov. 12, 2023 vs. Detroit

Most Seasons Leading League (Fewest INTs)

3 1966, 2004, 2024

Most Had Intercepted, Season

34 1962, 1998

33 1968, 1983, 1986

30 1964, 1973, 1978, 1985, 2000

Most Had Intercepted, Game

7 Dec. 13, 1998 at Seattle

Dec. 8, 1968 vs. Kansas City

6 (6x) Last: Oct. 24, 1999 vs. Green Bay

5 (14x) Last: Dec. 27, 1987 at Denver

Fewest Had Intercepted, Season

3 2024

8 2004, 2023

9 2006

SACKED ATTEMPTING TO PASS

Most Seasons Leading League (Least Sacked)

5 1963, 1964, 1967, 1968, 2017

Most Times, Season

57 1970

53 2000

51 1997

Fewest Times, Season

11 1967

12 1982[†]

18 1968, 2017

Most Times Sacked Opponent, Season

62 1986

61 2006

60 1980

Most Times Sacked Opponent, Game

11 Dec. 23, 2012 at N.Y. Jets

Nov. 16, 1986 vs. Dallas

10 Sept. 24, 1978 vs. Green Bay

9 (5x) Last: Dec. 24, 2016 at Cleveland

INTERCEPTIONS

Most Seasons Leading League (Interceptions)

3 1961, 2007, 2016

Most, Season

49* 1961

31 1969

30 1964, 2007

Most, Game

6 (6x) Last: Nov. 11, 2007 vs. Indianapolis

5 (9x) Last: Nov. 19, 2017 vs. Buffalo

4 (31x) Last: Dec. 1, 2024 at Atlanta

Most, Game, Both Teams

10 Dec. 13, 1998 at Seattle

9 Sept. 21, 1980 at Denver

Nov. 1, 1964 at Oakland

8 (11x) Last: Nov. 11, 2007 vs. Indianapolis

Fewest, Season

7 2014

9 1970, 2023

10 2005

Most Consecutive Games

46* 1960-63

Most Seasons Leading League (Return Yards)

2 1961, 1964

Most Yards Returned, Season

929* 1961

562 1979

499 1984

Most Yards Returned, Game

194 Sept. 24, 1961 vs. Houston Oilers

174 Oct. 29, 1961 vs. Denver

171 Nov. 18, 1979 vs. Pittsburgh

Fewest Yards Returned, Season

31 2023

65 2014

90 1970

Most Seasons Leading League (Return TDs)

1 1961

Most Touchdowns by Returns, Season

9* 1961

5 2012

4 1984, 2000

Most Touchdowns by Returns, Game

2 Nov. 28, 2010 at Indianapolis

Oct. 29, 1961 vs. Denver

1 (94x) Last: Dec. 1, 2024 at Atlanta

PUNTS

Most, Season

95 1998
92 2000
90 1997

Most, Game

11 (5x) Last: Oct. 11, 1998 at Oakland
10 (11x) Last: Nov. 12, 2017 at Jacksonville
9 (12x) Last: Dec. 24, 2017 at N.Y. Jets

Fewest, Season

23 1982[†]
45 1972
47 2011

Fewest, Game

0 (8x) Last: Sept. 19, 2021 vs. Dallas
1 (39x) Last: Jan. 5, 2025 at Las Vegas
2 (86x) Last: Dec. 28, 2024 at New England

Fewest, Game, Both Teams

1 (3x) Last: Sept. 19, 2021 vs. Dallas
2 (9x) Last: Dec. 16, 2021 vs. Kansas City
3 (19x) Last: Dec. 15, 2024 vs. Tampa Bay

PUNT YARDS

Most Seasons Leading League (Yards)

1 1962

Most, Season

4,248 2000
4,174 1998
3,972 1997

Most, Game

522 Oct. 11, 1998 at Oakland
493 Nov. 18, 2012 at Denver
492 Nov. 10, 1974 at Kansas City

Fewest, Season

868 1982[†]
1,813 1972
2,123 2021

Most Seasons Leading League (Average)

4 1960, 1969, 1987, 2000

Highest Average, Season

48.1 2017
47.5 2011
47.0 2019

Lowest Average, Season

36.3 1978
36.5 1979
36.8 1975

PUNT RETURNS

Most Seasons Leading League (Returns)

1 1965

Most, Season

57 1978
52 1979
49 2003

Most, Game

8 (4x) Last: Dec. 7, 2003 at Detroit
7 (7x) Last: Dec. 7, 1978 at Houston
6 (13x) Last: Dec. 20, 2015 vs. Miami

Fewest, Season

12 1982[†]
18 2021
20 2015

Most Seasons Leading League (Fair Catches)

4 1968, 1969, 1991, 2024

Most Fair Catches, Season

32 1969
31 2024
29 2023

Most Fair Catches, Game

6 (3x) Last: Dec. 10, 2023 vs. Denver
5 (3x) Last: Sept. 3, 2000 at Oakland
4 (15x) Last: Oct. 27, 2024 vs. New Orleans

Fewest Fair Catches, Season

0 1960, 1961, 1962, 1963, 1964, 1965, 1975
1 1976
3 1977

PUNT RETURN YARDS

Most Seasons Leading League (Return Yards)

1 1965

Most, Season

590 1978
559 1996
542 1998

Most, Game

168 Nov. 2, 1997 at Cincinnati
151 Sept. 20, 1965 vs. Kansas City
139 Nov. 5, 1961 vs. Titans of N.Y.

Fewest, Season

84 2015
100 2020
107 2021

Most Seasons Leading League (Average)

3 1965, 1966, 1973

Highest Average, Season

16.0 2023
15.5 1961
14.7 1996

Lowest Average, Season

4.2 2015
5.4 2019
5.6 1970, 2020

PUNT RETURN TOUCHDOWNS

Most Seasons Leading League

8 1965, 1973, 1990, 1994, 1995, 1997, 2018, 2023

Most, Season

3 1997
2 1965, 1973, 1990, 1994
1 (17x) Last: 2023

Most, Game

2[†] Nov. 2, 1997 at Cincinnati
1 (26x) Last: Nov. 6, 2023 at N.Y. Jets

KICKOFF RETURNS

Most Seasons Leading League

2 1982, 2003

Most, Season

84 2003
83 2000
75 1997

Most, Game

9 (7x) Last: Nov. 3, 2002 vs. N.Y. Jets
8 (15x) Last: Oct. 26, 2008 at N.O. in London
7 (52x) Last: Dec. 15, 2024 vs. Tampa Bay

Most, Game, Both Teams

17 Dec. 8, 1985 vs. Pittsburgh
16 Dec. 18, 1960 vs. Titans of New York
15 (3x) Last: Oct. 2, 1983 at N.Y. Giants

KICKOFF RETURN YARDS

Most Seasons Leading League (Return Yards)

1 1962

Most, Season

1,804 2003
1,792 2000
1,716 2001

Most, Game

269 Nov. 18, 2001 at Oakland
242 Oct. 21, 1973 vs. Atlanta
232 Dec. 13, 1964 vs. Kansas City

Fewest, Season

390 2023
474 2017
508 2016

Most Seasons Leading League (Average)

3 1988, 1990, 2001

Highest Average, Season

27.6 2024
26.0 2001
25.6 2011

Lowest Average, Season

16.5 1961
17.5 1986
18.0 1992

KICKOFF RETURN TOUCHDOWNS

Most Seasons Leading League

6 1988, 1989, 1991, 1995, 2001, 2011

Most, Season

2 1988, 1994, 1995, 2001
1 1962, 1985, 1989, 1991, 1997, 2000, 2004, 2007, 2008, 2011, 2012, 2021

Most, Game

1 (20x) Last: Jan. 2, 2022 vs. Denver

PENALTIES

Most, Season

137 1998
129 1997
128 1981

Most, Game

19 Nov. 16, 1997 at Kansas City
16 Nov. 15, 1998 vs. Baltimore
15 Nov. 3, 1997 at Indianapolis

Fewest, Season

63 1969
64 1982[†]
68 1966

Fewest, Game

0 (5x) Last: Oct. 9, 2011 at Denver
1 (31x) Last: Jan. 7, 2024 vs. Kansas City
2 (42x) Last: Dec. 19, 2024 vs. Denver

Most Seasons Leading League (Fewest Penalty Yds)

1 1976

Most Yards, Season

1,229 1998
1,101 1997
1,039 1988

Most Yards, Game

148 Oct. 13, 1963 vs. N.Y. Jets
146 Nov. 15, 1998 vs. Baltimore
Nov. 16, 1997 at Kansas City
138 Nov. 16, 1981 at Seattle

FUMBLES

Most Seasons Leading League (Fewest Fumbles)

4 1963, 1966, 1993, 2021

Most, Season

44 1985

42 1983

40 1972, 1973, 1980

Most, Game

9 Sept. 24, 1978 vs. Green Bay

7 Sept. 30, 1973 vs. Cincinnati

6 (5x) Last: Dec. 13, 1987 vs. Pittsburgh

Most by Opponent, Game

9 Nov. 15, 1964 at Kansas City

7 (3x) Last: Sept. 9, 2001 vs. Washington

6 (6x) Last: Dec. 9, 1995 vs. Arizona

Most, Game, Both Teams

11 (3x) Last: Oct. 13, 1985 vs. Kansas City

10 (5x) Last: Nov. 25, 1990 vs. Seattle

9 (7x) Last: Sept. 9, 2001 vs. Washington

Fewest, Season

10 2021

13 1993

14 2009, 2013

Most Seasons Leading League (Fewest Lost Fum.)

5 1963, 1966, 1970, 1979, 1993

Most Lost, Season

22 1980, 1981, 1983

21 1973, 1978

20 1972, 1987, 2000

Most Lost, Game

6 Sept. 24, 1978 vs. Green Bay

4 (11x) Last: Dec. 14, 2023 at Las Vegas

3 (41x) Last: Nov. 26, 2023 vs. Baltimore

Most Own Recovered, Season

25 1985

21 1979

20 1972, 1973, 1975, 1983

Most Own Recovered, Game

5 (5x) Last: Dec. 26, 1999 vs. Oakland

4 (7x) Last: Sept. 14, 2014 vs. Seattle

3 (43x) Last: Nov. 6, 2023 at N.Y. Jets

Fewest Own Recovered, Season

3 2021

4 1963, 2013

7 1989, 2009

Most Opponents Recovered, Season

22 1986

18 1973, 1979, 1980, 1981, 2007

17 1960, 1961, 1963, 1983, 1984

Fewest Opponents Recovered, Season

3 2019

4 2011

5 1963

POINTS ALLOWED

Most Seasons Leading League (Fewest Points)

3 1961, 1963, 2024

Most, Season

462 1983

459 2021

441 2003

Most, Game

63 Dec. 14, 2023 at Las Vegas

57 Oct. 1, 2000 at St. Louis

52 Nov. 25, 1984 at Pittsburgh

Most, Quarter

31 Dec. 8, 1963 at Oakland (4th quarter)

30 Nov. 20, 1983 at St. Louis Cardinals (2nd quarter)

28 (5x) Last: Nov. 28, 1999 at Min. (2nd quarter)

Fewest, Season

205 1977

219 1961

221 1982[†]

Fewest, Game

0 (19x) Last: Dec. 3, 2023 at New England

3 (18x) Last: Sept. 15, 2024 at Carolina

6 (20x) Last: Nov. 6, 2023 at N.Y. Jets

FIRST DOWNS ALLOWED

Most Seasons Leading League (Fewest Total)

1 2010

Most, Season

383 2021

365 1981

364 1985

Most, Game

34 Sept. 14, 2008 at Denver

Dec. 29, 2002 vs. Seattle

Nov. 19, 2000 at Denver

33 Sept. 26, 2021 at Kansas City

Sept. 23, 2018 at L.A. Rams

Nov. 23, 2003 vs. Cincinnati

32 Oct. 4, 2009 at Pittsburgh

Fewest, Season

190 1965

196 1982[†]

224 1962

Fewest, Game

5 Dec. 12, 2010 vs. Kansas City

Sept. 19, 1976 at Tampa Bay

6 Oct. 11, 1998 at Oakland

Oct. 22, 1961 at Oakland

7 (6x) Last: Sept. 15, 2024 at Carolina

Most by Rushing, Season

154 1975

144 2021

143 1971

Most by Rushing, Game

19 (3x) Last: Nov. 22, 1987 at Seattle

17 Sept. 23, 1962 vs. Houston

16 Oct. 16, 1977 vs. New England

Dec. 18, 1966 vs. Kansas City

Fewest by Rushing, Season

54 1965

65 1982[†]

71 1969

Fewest by Rushing, Game

0 (5x) Last: Nov. 28, 2010 at Indianapolis

1 (25x) Last: Sept. 8, 2024 vs. Las Vegas

2 (47x) Last: Nov. 6, 2023 at N.Y. Jets

Most Seasons Leading League (Fewest Passing)

1 2014

Most by Passing, Season

218 1985

216 1981

213 2008

Most by Passing, Game

24 Nov. 19, 2000 at Denver

23 Sept. 10, 2023 vs. Miami

Sept. 18, 2011 at New England

22 (4x) Last: Nov. 15, 2009 vs. Philadelphia

Fewest by Passing, Season

105 1977

114 1971

116 1965

Fewest by Passing, Game

1 (3x) Last: Dec. 28, 2003 vs. Oakland

2 (6x) Last: Dec. 19, 2004 at Cleveland

3 (13x) Last: Sept. 15, 2024 at Carolina

Most Seasons Leading League (Fewest Penalty)

1 1992

Most by Penalty, Season

41 2000, 2004, 2014

40 2021

35 1981, 1997, 1998

Most by Penalty, Game

7 Sept. 24, 2023 at Minnesota

Nov. 5, 2006 vs. Cleveland

6 (9x) Last: Sept. 24, 2017 vs. Kansas City

5 (23x) Last: Jan. 9, 2022 at Las Vegas (OT)

Fewest by Penalty, Season

12 1982[†]

13 1969, 1992

14 1976

NET YARDS ALLOWED

Most Seasons Leading League (Fewest Net Yards)

4 1961, 1965, 1998, 2010

Most, Season

6,265 1985

6,170 2023

6,136 1981

Most, Game

614 Oct. 1, 2000 at St. Louis

591 Dec. 29, 2002 vs. Seattle

553 Sept. 22, 1996 at Oakland

Fewest, Season

3,253 1982[†]

3,268 1965

3,652 1977

Fewest, Game

58 Oct. 22, 1961 at Oakland

67 Dec. 12, 2010 vs. Kansas City

99 Nov. 1, 1992 vs. Indianapolis

RUSHING ALLOWED

Most Seasons Leading League (Fewest Att.)

3 1965, 1979, 2004

Most Attempts, Season

606 1975

559 1973

552 1983

Most Attempts, Game

61 Oct. 25, 1981 at Chicago (OT)

60 Nov. 30, 1975 at Denver (OT)

59 Sept. 18, 1977 at Oakland

Fewest Attempts, Season

230 1982[†]

306 1965

355 2004

Fewest Attempts, Game

9 Dec. 16, 2007 vs. Detroit

Sept. 7, 1986 vs. Miami

10 (2x) Last: Sept. 16, 2012 vs. Tennessee

11 (6x) Last: Nov. 3, 2019 vs. Green Bay

Most Seasons Leading League (Fewest Yards)

3 1965, 1998, 2005

Most Yards, Season

2,478 2022

2,442 1975

2,403 1966

Most Yards, Game

378 Nov. 4, 2007 at Minnesota

355 Dec. 20, 2014 at San Francisco

328 Nov. 30, 1975 at Denver (OT)

Fewest Yards, Season

961 1982[†]

1,094 1965

1,140 1998

Fewest Yards, Game

2 Oct. 22, 1961 at Oakland

11 Dec. 21, 2000 at Carolina

13 Oct. 5, 1997 at Oakland

Most Seasons Leading League (Fewest TDs)

3 1961, 1963, 2024

Most Touchdowns, Season

26 1983

25 1971, 1981, 1985

23 1973, 1984

Fewest Touchdowns, Season

7 1961, 1965, 2024

8 1999, 2011

10 (12x) Last: 2012

Most Touchdowns, Game

5 Oct. 21, 1973 vs. Atlanta

Sept. 18, 1960 at Houston

4 (11x) Last: Nov. 3, 2013 at Washington

3 (51x) Last: Nov. 12, 2023 vs. Detroit

PASSING ALLOWED

Most Seasons Leading League (Fewest Att.)

2 1966, 2019

Most Attempts, Season

636 1996
607 2002, 2004
605 2008

Most Attempts, Game

61 Sept. 20, 1987 vs. St. Louis
58 (2x) Last: Oct. 3, 2004 vs. Tennessee
57 (2x) Last: Sept. 22, 1996 at Oakland

Fewest Attempts, Season

330 1977
341 1973
342 1982[†]

Fewest Attempts, Game

7 Nov. 6, 1977 at Detroit
12 (2x) Last: Dec. 10, 1972 at Denver
13 (4x) Last: Oct. 4, 1987 at Cincinnati

Most Seasons Leading League (Fewest Cmp.)

1 1966

Most Completions, Season

411 2008
389 2023
375 2002

Most Completions, Game

40 Dec. 20, 1982 vs. Cincinnati
39 Oct. 3, 2004 vs. Tennessee
37 Oct. 9, 1994 Kansas City

Fewest Completions, Season

170 1966
172 1977
177 1973

Fewest Completions, Game

3 Sept. 19, 1976 at Tampa Bay
5 (5x) Last: Oct. 4, 1987 at Cincinnati
6 (6x) Last: Dec. 28, 2003 vs. Oakland

Most Seasons Leading League (Fewest Net Yds)

4 1961, 1964, 1965, 2010

Most Net Yards, Season

4,311 1981
4,295 2002
4,293 1985

Most Net Yards, Game

466 Sept. 10, 2023 vs. Miami
453 Nov. 10, 2002 at St. Louis
451 Oct. 1, 2000 at St. Louis

Fewest Net Yards, Season

1,725 1977
2,155 1966
2,174 1965

Fewest Net Yards, Game

-13 Oct. 4, 1987 at Cincinnati
-4 Sept. 19, 1976 at Tampa Bay
0 Dec. 28, 2003 vs. Oakland
Dec. 6, 1970 vs. Cincinnati

Most Seasons Leading League (Fewest TDs)

4 1963, 1965, 1966, 1979

Most Touchdowns, Season

36 2003
33 2000
31 1997

Most Touchdowns, Game

5 (9x) Last: Dec. 14, 2023 at Las Vegas
4 (32x) Last: Dec. 15, 2024 vs. Tampa Bay
3 (117x) Last: Nov. 17, 2024 vs. Cincinnati

Fewest Touchdowns, Season

10 1982[†]
11 1979
13 1966, 1970, 1974

PUNT RETURNS ALLOWED

Most Seasons Leading League (Fewest Returns)

7 1960, 1963, 1966, 1967, 1968, 1982, 2004

Most by Opponents, Season

56 1988
51 1996, 2000
49 1998

Fewest by Opponents, Season

7 1982[†]
16 1968
17 1960, 1972

Most Yards by Opponents, Season

722 2000
612 1996
601 1976

Most Yards by Opponent, Game

160 Sept. 13, 2010 at Kansas City
150 Dec. 27, 1987 at Denver
145 Dec. 6, 2020 vs. New England

KICKOFF RETURNS ALLOWED

Most Seasons Leading League (Fewest Returns)

1 1975

Most by Opponent, Season

90 2006
88 1981
87 2009

Fewest by Opponent, Season

11 2023
15 2022
21 2016

Most by Opponent, Game

10 (4x) Last: Dec. 16, 2007 vs. Detroit
9 (7x) Last: Nov. 28, 2010 at Indianapolis
8 (25x) Last: Nov. 24, 2013 at Kansas City

CAREER TOP-10

RUSHING YARDS

1. LaDainian Tomlinson, 2001-09	12,490
2. Paul Lowe, 1960-68	4,972
3. Austin Ekeler, 2017-23	4,355
4. Marion Butts, 1989-93	4,297
5. Melvin Gordon, 2015-19	4,240
6. Ryan Mathews, 2010-14	4,061
7. Natrone Means, 1993-95, 98-99	3,885
8. Chuck Muncie, 1980-84	3,309
9. Don Woods, 1974-80	2,858
10. Keith Lincoln, 1961-66, 68	2,698

RUSHING TOUCHDOWNS

1. LaDainian Tomlinson, 2001-09	138
2. Chuck Muncie, 1980-84	43
3. Austin Ekeler, 2017-23	39
4. Paul Lowe, 1960-68	38
5. Melvin Gordon, 2015-19	36
6. Natrone Means, 1993-95, 98-99	34
7. Marion Butts, 1989-93	31
8. Ryan Mathews, 2010-14	23
9. Mike Tolbert, 2008-11	20
10. Tim Spencer, 1985-90	19

RUSHING ATTEMPTS

1. LaDainian Tomlinson, 2001-09	2,880
2. Melvin Gordon, 2015-19	1,059
3. Marion Butts, 1989-93	1,031
4. Paul Lowe, 1960-68	1,015
5. Natrone Means, 1993-95, 98-99	1,013
6. Austin Ekeler, 2017-23	990
7. Ryan Mathews, 2010-14	923
8. Chuck Muncie, 1980-84	773
9. Don Woods, 1974-80	713
10. Keith Lincoln, 1961-66, 68	573

TOTAL YARDS FROM SCRIMMAGE

1. LaDainian Tomlinson, 2001-09	16,445
2. Antonio Gates, 2003-18	11,841
3. Keenan Allen, 2013-23	10,643
4. Lance Alworth, 1962-70	9,721
5. Charlie Joiner, 1976-86	9,191
6. Austin Ekeler, 2017-23	8,239
7. Gary Garrison, 1966-76	7,562
8. Kellen Winslow, 1979-87	6,741
9. Wes Chandler, 1981-87	6,197
10. Melvin Gordon, 2015-19	6,113

PASSING YARDS

1. Philip Rivers, 2004-19	59,271
2. Dan Fouts, 1973-87	43,040
3. John Hadl, 1962-72	26,938
4. Justin Herbert, 2020-24	21,093
5. Stan Humphries, 1992-97	16,085
6. Drew Brees, 2001-05	12,348
7. Jack Kemp, 1960-62	5,996
8. Doug Flutie, 2001-04	4,901
9. John Friesz, 1990-93	4,396
10. Jim Harbaugh, 1999-2000	4,177

TOUCHDOWN PASSES

1. Philip Rivers, 2004-19	397
2. Dan Fouts, 1973-87	254
3. John Hadl, 1962-72	201
4. Justin Herbert, 2020-24	137
5. Stan Humphries, 1992-97	85
6. Drew Brees, 2001-05	80
7. Jack Kemp, 1960-62	37
8. Tobin Rote, 1963-64	29
9. Doug Flutie, 2001-04	25
10. Billy Joe Tolliver, 1989-90	21

PASS ATTEMPTS

1. Philip Rivers, 2004-19	7,591
2. Dan Fouts, 1973-87	5,604
3. John Hadl, 1962-72	3,640
4. Justin Herbert, 2020-24	2,926
5. Stan Humphries, 1992-97	2,350
6. Drew Brees, 2001-05	1,809
7. Jack Kemp, 1960-62	815
8. John Friesz, 1990-93	747
9. Doug Flutie, 2001-04	737
10. Jim Harbaugh, 1999-2000	636

PASS COMPLETIONS

1. Philip Rivers, 2004-19	4,908
2. Dan Fouts, 1973-87	3,297
3. Justin Herbert, 2020-24	1,945
4. John Hadl, 1962-72	1,824
5. Stan Humphries, 1992-97	1,335
6. Drew Brees, 2001-05	1,125
7. Doug Flutie, 2001-04	408
8. John Friesz, 1990-93	401
9. Jack Kemp, 1960-62	389
10. Jim Harbaugh, 1999-2000	372

PASSES INTERCEPTED

1. Dan Fouts, 1973-87	242
2. John Hadl, 1962-72	211
3. Philip Rivers, 2004-19	198
4. Stan Humphries, 1992-97	73
5. Drew Brees, 2001-05	53
6. Jack Kemp, 1960-62	49
7. Justin Herbert, 2020-24	45
8. Ryan Leaf, 1998-2000	33
9. Tobin Rote, 1963-64	32
10. Craig Whelihan, 1995-98	29

RECEIVING YARDS

1. Antonio Gates, 2003-18	11,841
2. Keenan Allen, 2013-23	10,530
3. Lance Alworth, 1962-70	9,584
4. Charlie Joiner, 1976-86	9,203
5. Gary Garrison, 1966-76	7,533
6. Kellen Winslow, 1979-87	6,741
7. Wes Chandler, 1981-87	6,132
8. Anthony Miller, 1988-93	5,582
9. Malcom Floyd, 2004-15	5,550
10. Mike Williams, 2017-23	4,806

RECEIVING TOUCHDOWNS

1. Antonio Gates, 2003-18	116
2. Lance Alworth, 1962-70	81
3. Keenan Allen, 2013-23	59
4. Gary Garrison, 1966-76	58
5. Charlie Joiner, 1976-86	47
6. Kellen Winslow, 1979-87	45
7. Wes Chandler, 1981-87	41
8. Vincent Jackson, 2005-11	37
9. Anthony Miller, 1988-93	37
10. John Jefferson, 1978-80	36

RECEPTIONS

1. Antonio Gates, 2003-18	955
2. Keenan Allen, 2013-23	904
3. Charlie Joiner, 1976-86	586
4. Kellen Winslow, 1979-87	541
5. LaDainian Tomlinson, 2001-09	530
6. Lance Alworth, 1962-70	493
7. Austin Ekeler, 2017-23	440
8. Gary Garrison, 1966-76	404
9. Ronnie Harmon, 1990-95	377
10. Anthony Miller, 1988-93	374

QUARTERBACK SACKS

1. Leslie O'Neal, 1986, 1988-95	105.5
2. Joey Bosa, 2016-24	72.0
3. Shaun Phillips, 2004-12	69.5
4. Gary Johnson, 1975-84	67.0
5. Lee Williams, 1984-90	65.5
6. Fred Dean, 1975-81	53.5
7. Melvin Ingram, 2012-20	49.0
8. Junior Seau, 1990-2002	47.0
9. Raylee Johnson, 1993-2003	46.0
10. Shawne Merriman, 2005-09	43.5
Leroy Jones, 1976-83	43.5

INTERCEPTIONS

1. Gill Byrd, 1983-92	42
2. Dick Harris, 1960-65	29
3. Rodney Harrison, 1994-2002	26
4. Kenny Graham, 1964-69	25
5. Mike Williams, 1975-82	24
6. Joe Beachamp, 1966-75	23
7. Quentin Jammer, 2002-12	21
Woodrowe Lowe, 1976-86	21
Bob Howard, 1967-74	21
Leslie "Speedy" Duncan, 1964-70	21

INTERCEPTION RETURN YARDS

1. Gill Byrd, 1983-92	546
2. Charlie McNeil, 1960-64	502
3. Kenny Graham, 1964-69	477
4. Joe Beachamp, 1966-75	433
5. Dick Harris, 1960-65	413
6. Rodney Harrison, 1994-2002	345
7. Woodrowe Lowe, 1976-86	343
8. Darren Carrington, 1991-94	337
9. Leslie "Speedy" Duncan, 1964-70	322
10. Glen Edwards, 1978-81	309

INTERCEPTION TOUCHDOWNS

1. Kenny Graham, 1964-69	5
Dick Harris, 1960-65	5
2. Woodrowe Lowe, 1976-86	4
4. Eric Weddle, 2007-13	3
Joe Beachamp, 1966-75	3
6. Desmond King, 2017-20	2
Shaun Phillips, 2004-12	2
Demorrio Williams, 2012	2
Antonio Cromartie, 2006-09	2
Clinton Hart, 2004-09	2
Donnie Edwards, 2002-06	2
Rodney Harrison, 1994-2002	2
Stanley Richard, 1991-94	2
Donald Frank, 1990-93	2
Gill Byrd, 1983-92	2
Gary Johnson, 1975-84	2
Leslie "Speedy" Duncan, 1964-70	2
Earl Faison, 1961-66	2
Charlie McNeil, 1960-64	2
Bob Laraba, 1960-61	2

TOUCHDOWNS SCORED

1. LaDainian Tomlinson, 2001-09	153
2. Antonio Gates, 2003-18	116
3. Lance Alworth, 1962-70	83
4. Austin Ekeler, 2017-23	69
5. Keenan Allen, 2013-23	60
6. Gary Garrison, 1966-76	58
7. Melvin Gordon, 2015-19	47
Charlie Joiner, 1976-86	47
9. Paul Lowe, 1960-68	46
10. Kellen Winslow, 1979-87	45
Chuck Muncie, 1980-84	45

POINTS SCORED

1. John Carney, 1990-2000.....	1,076
2. LaDainian Tomlinson, 2001-09.....	918
3. Nate Kaeding, 2004-12.....	889
4. Rolf Benirschke, 1977-86.....	766
5. Antonio Gates, 2003-18.....	700
6. Nick Novak, 2011-14, 17.....	503
7. Lance Alworth, 1962-70.....	500
8. Austin Ekeler, 2017-23.....	418
9. Dennis ParTEE, 1968-75.....	380
10. Keenan Allen, 2013-23.....	364

FIELD GOALS

1. John Carney, 1990-2000.....	261
2. Nate Kaeding, 2004-12.....	180
3. Rolf Benirschke, 1977-86.....	146
4. Nick Novak, 2011-14, 17.....	110
5. Cameron Dicker, 2022-24.....	89
6. Dennis ParTEE, 1968-75.....	71
7. Michael Badgley, 2018-20.....	52
8. Josh Lambo, 2015-16.....	52
9. George Blair, 1961-64.....	50
10. Steve Christie, 2001-03.....	42

FIELD GOAL ATTEMPTS

1. John Carney, 1990-2000.....	320
2. Rolf Benirschke, 1977-86.....	208
3. Nate Kaeding, 2004-12.....	207
4. Nick Novak, 2011-14, 17.....	130
5. Dennis ParTEE, 1968-75.....	121
6. Cameron Dicker, 2022-24.....	95
7. George Blair, 1961-64.....	80
8. Ray Wersching, 1973-76.....	68
9. Michael Badgley, 2018-20.....	65
10. Josh Lambo, 2015-16.....	64

KICKOFF RETURN YARDS

1. Darren Sproles, 2005-10.....	6,469
2. Ronney Jenkins, 2000-02.....	3,997
3. Andre Coleman, 1994-96.....	3,914
4. Leslie "Speedy" Duncan, 1964-70.....	3,386
5. James Brooks, 1981-83.....	2,305
6. Kenny Bynum, 1997-2000.....	2,182
7. Lionel James, 1984-88.....	2,094
8. Nate Lewis, 1990-93.....	2,047
9. Artie Owens, 1976-79.....	1,998
10. Tim Dwight, 2001-04.....	1,876

KICKOFF RETURN TOUCHDOWNS

1. Andre Coleman, 1994-96.....	4
2. Ronney Jenkins, 2000-02.....	3
3. Darren Sproles, 2005-10.....	2
4. Anthony Miller, 1988-93.....	2
5. Andre Roberts, 2021.....	1
Micheal Spurlock, 2012.....	1
Tim Dwight, 2001-04.....	1
Richard Goodman, 2010-11.....	1
Rodney Harrison, 1994-2002.....	1
Nate Lewis, 1990-93.....	1
Jamie Holland, 1987-89.....	1
Gary Anderson, 1985-88.....	1
Keith Lincoln, 1960-66.....	1

KICKOFF RETURNS

1. Darren Sproles, 2005-10.....	258
2. Andre Coleman, 1994-96.....	166
3. Ronney Jenkins, 2000-02.....	165
4. Leslie "Speedy" Duncan, 1964-70.....	134
5. Kenny Bynum, 1997-2000.....	107
6. James Brooks, 1981-83.....	105
7. Lionel James, 1984-88.....	99
8. Nate Lewis, 1990-93.....	92
9. Artie Owens, 1976-79.....	88
10. Tim Dwight, 2001-04.....	80

PUNT RETURN YARDS

1. Mike Fuller, 1975-80.....	2,388
2. Leslie "Speedy" Duncan, 1964-70.....	1,651
3. Darrien Gordon, 1993-94, 96.....	1,407
4. Lionel James, 1984-88.....	1,193
5. Darren Sproles, 2005-10.....	935
6. Eric Parker, 2002-06.....	881
7. Derius Davis, 2023-24.....	620
8. James Brooks, 1981-83.....	565
9. Tim Dwight, 2001-04.....	508
10. Eric Metcalf, 1997.....	489

PUNT RETURN TOUCHDOWNS

1. Leslie "Speedy" Duncan, 1964-70.....	4
2. Eric Metcalf, 1997.....	3
Darrien Gordon, 1993-94, 96.....	3
4. Desmond King, 2017-20.....	2
Darren Sproles, 2005-10.....	2
Lionel James, 1984-88.....	2
Mike Fuller, 1975-80.....	2
Ron Smith, 1973.....	2
9. Derius Davis, 2023-24.....	1
Travis Benjamin, 2017-19.....	1
Micheal Spurlock, 2012.....	1
Tim Dwight, 2001-04.....	1
Andre Coleman, 1994-96.....	1
Nate Lewis, 1990-93.....	1
Kitrick Taylor, 1990-91.....	1
Keith Lincoln, 1961-68.....	1

PUNT RETURNS

1. Mike Fuller, 1975-80.....	212
2. Leslie "Speedy" Duncan, 1964-70.....	138
3. Lionel James, 1984-88.....	124
4. Darren Sproles, 2005-10.....	114
5. Eric Parker, 2002-06.....	105
6. Darrien Gordon, 1993-94, 96.....	103
7. James Brooks, 1981-83.....	52
8. Tim Dwight, 2001-04.....	46
9. Desmond King, 2017-20.....	45
Eric Metcalf, 1997.....	45

SEASONS

1. David Binn, 1994-2010.....	17
2. Philip Rivers, 2004-16.....	16
Antonio Gates, 2003-18.....	16
3. Dan Fouts, 1973-87.....	15
Russ Washington, 1968-82.....	15
6. Doug Wilkerson, 1971-84.....	14
Don Macek, 1976-89.....	14
8. Mike Scifres, 2003-15.....	13
Junior Seau, 1990-2002.....	13
10. Jamal Williams, 1998-2009.....	12

GAMES PLAYED

1. David Binn, 1994-2010.....	256
2. Antonio Gates, 2003-18.....	236
3. Philip Rivers, 2004-19.....	228
4. Junior Seau, 1990-2002.....	200
Russ Washington, 1968-82.....	200
6. Mike Scifres, 2003-15.....	195
Doug Wilkerson, 1971-84.....	195
8. Dan Fouts, 1973-87.....	181
9. Quentin Jammer, 2002-12.....	172
Charlie Joiner, 1976-86.....	164
Woodrow Lowe, 1976-86.....	164

SINGLE-SEASON TOP-10

RUSHING YARDS

1. LaDainian Tomlinson, 2006	1,815
2. LaDainian Tomlinson, 2002	1,683
3. LaDainian Tomlinson, 2003	1,645
4. LaDainian Tomlinson, 2007	1,474
5. LaDainian Tomlinson, 2005	1,462
6. Natrone Means, 1994	1,350
7. LaDainian Tomlinson, 2004	1,335
8. Ryan Mathews, 2013	1,255
9. LaDainian Tomlinson, 2001	1,236
10. Marion Butts, 1990	1,225

RUSHING TOUCHDOWNS

1. LaDainian Tomlinson, 2006	28
2. Chuck Muncie, 1981	19
3. LaDainian Tomlinson, 2005	18
4. LaDainian Tomlinson, 2004	17
5. LaDainian Tomlinson, 2007	15
6. LaDainian Tomlinson, 2002	14
7. Austin Ekeler, 2022	13
LaDainian Tomlinson, 2003	13
8. Austin Ekeler, 2021	12
LaDainian Tomlinson, 2009	12
Natrone Means, 1994	12
Chuck Muncie, 1983	12
Clarence Williams, 1979	12

RUSHING ATTEMPTS

1. LaDainian Tomlinson, 2002	372
2. LaDainian Tomlinson, 2006	348
3. Natrone Means, 1994	343
4. LaDainian Tomlinson, 2005	339
LaDainian Tomlinson, 2004	339
LaDainian Tomlinson, 2001	339
7. LaDainian Tomlinson, 2007	315
8. LaDainian Tomlinson, 2003	313
9. Earnest Jackson, 1984	296
10. LaDainian Tomlinson, 2008	292

TOTAL YARDS FROM SCRIMMAGE

1. LaDainian Tomlinson, 2003	2,370
2. LaDainian Tomlinson, 2006	2,323
3. LaDainian Tomlinson, 2002	2,172
4. LaDainian Tomlinson, 2007	1,949
5. LaDainian Tomlinson, 2005	1,832
6. LaDainian Tomlinson, 2004	1,776
7. Austin Ekeler, 2022	1,637
8. LaDainian Tomlinson, 2001	1,603
9. Lance Alworth, 1965	1,590
10. Natrone Means, 1994	1,585

PASSING YARDS

1. Justin Herbert, 2021	5,014
2. Dan Fouts, 1981	4,802
3. Philip Rivers, 2015	4,792
4. Justin Herbert, 2022	4,739
5. Dan Fouts, 1980	4,715
6. Philip Rivers, 2010	4,710
7. Philip Rivers, 2011	4,624
8. Philip Rivers, 2019	4,615
9. Philip Rivers, 2017	4,515
10. Philip Rivers, 2013	4,478

TOUCHDOWN PASSES

1. Justin Herbert, 2021	38
2. Philip Rivers, 2008	34
Philip Rivers, 2016	33
Dan Fouts, 1981	33
5. Philip Rivers, 2018	32
Philip Rivers, 2013	32
7. Justin Herbert, 2020	31
Philip Rivers, 2014	31
9. Philip Rivers, 2010	30
Dan Fouts, 1980	30

PASS ATTEMPTS

1. Justin Herbert, 2022	699
2. Justin Herbert, 2021	672
3. Philip Rivers, 2015	661
4. Dan Fouts, 1981	609
5. Justin Herbert, 2020	595
6. Philip Rivers, 2019	591
7. Dan Fouts, 1980	589
8. Philip Rivers, 2011	582
9. Philip Rivers, 2016	578
10. Philip Rivers, 2017	575

PASS COMPLETIONS

1. Justin Herbert, 2022	477
2. Justin Herbert, 2021	443
3. Philip Rivers, 2015	437
4. Justin Herbert, 2020	396
5. Philip Rivers, 2019	390
6. Philip Rivers, 2014	379
7. Philip Rivers, 2013	378
8. Philip Rivers, 2011	366
9. Dan Fouts, 1981	360
Philip Rivers, 2017	360

PASSES INTERCEPTED

1. John Hadl, 1968	32
2. John Hadl, 1972	26
3. John Hadl, 1971	25
Jack Kemp, 1960	25
5. Dan Fouts, 1980	24
Dan Fouts, 1979	24
John Hadl, 1962	24
8. Dan Fouts, 1986	22
John Hadl, 1967	22
Jack Kemp, 1961	22

RECEIVING YARDS

1. Lance Alworth, 1965	1,602
2. Keenan Allen, 2017	1,393
3. Lance Alworth, 1966	1,383
4. John Jefferson, 1980	1,340
5. Lance Alworth, 1968	1,312
6. Kellen Winslow, 1980	1,290
7. Anthony Miller, 1989	1,252
8. Keenan Allen, 2023	1,243
9. Lance Alworth, 1964	1,235
10. Tony Martin, 1995	1,224

RECEIVING TOUCHDOWNS

1. Tony Martin, 1996	14
Lance Alworth, 1965	14
3. Antonio Gates, 2004	13
John Jefferson, 1980	13
John Jefferson, 1978	13
Lance Alworth, 1966	13
Lance Alworth, 1964	13
8. Antonio Gates, 2014	12
Gary Garrison, 1970	12
10. Lance Alworth, 1963	11

RECEPTIONS

1. Keenan Allen, 2023	108
2. Austin Ekeler, 2022	107
3. Keenan Allen, 2021	106
4. Keenan Allen, 2019	104
5. Keenan Allen, 2017	102
6. Keenan Allen, 2020	100
LaDainian Tomlinson, 2003	100
8. Keenan Allen, 2018	97
9. Austin Ekeler, 2019	92
10. Tony Martin, 1995	90

QUARTERBACK SACKS (since 1982)

1. Khalil Mack, 2023	17.0
Shawne Merriman, 2006	17.0
Leslie O'Neal, 1992	17.0
4. Lee Williams, 1986	15.0
5. Lee Williams, 1989	14.0
6. Leslie O'Neal, 1990	13.5
7. Marcellus Wiley, 2001	13.0
8. Joey Bosa, 2017	12.5
Shawne Merriman, 2007	12.5
Leslie O'Neal, 1995	12.5
Leslie O'Neal, 1994	12.5
Leslie O'Neal, 1989	12.5
Leslie O'Neal, 1986	12.5

INTERCEPTIONS

1. Antonio Cromartie, 2007	10
2. Charlie McNeil, 1961	9
3. Ryan McNeil, 2001	8
Dick Harris, 1963	8
Claude Gibson, 1962	8
Bob Zeman, 1961	8
7. Casey Hayward, 2016	7
Eric Weddle, 2011	7
Darren Carrington, 1993	7
Gill Byrd, 1990	7
Gill Byrd, 1989	7
Gill Byrd, 1988	7
Danny Walters, 1983	7
Bryant Salter, 1972	7
Jim Hill, 1969	7
Leslie "Speedy" Duncan, 1966	7
Bud Whitehead, 1965	7
Dick Harris, 1961	7

INTERCEPTION RETURN YARDS

1. Charlie McNeil, 1961	349
2. Stanley Richard, 1994	224
3. Vencie Glenn, 1987	166
4. Gill Byrd, 1984	157
5. Jeff Dale, 1986	153
6. Darren Carrington, 1992	152
7. Bob Laraba, 1961	151
8. Woodrow Lowe, 1979	150
9. Antonio Cromartie, 2007	144
10. Dick Harris, 1961	140

INTERCEPTION TOUCHDOWNS

1. Dick Harris, 1961	3
2. Demorrio Williams, 2012	2
Clinton Hart, 2005	2
Stanley Richard, 1994	2
Gill Byrd, 1984	2
Woodrow Lowe, 1979	2
Kenny Graham, 1969	2
Joe Beauchamp, 1968	2
Bob Laraba, 1961	2
Charlie McNeil, 1961	2

TOUCHDOWNS SCORED

1. LaDainian Tomlinson, 2006	31
2. Austin Ekeler, 2021	20
LaDainian Tomlinson, 2005	20
4. Chuck Muncie, 1981	19
5. Austin Ekeler, 2022	18
LaDainian Tomlinson, 2007	18
LaDainian Tomlinson, 2004	18
8. LaDainian Tomlinson, 2003	17
9. LaDainian Tomlinson, 2002	15
Lance Alworth, 1964	15

POINTS SCORED

1. LaDainian Tomlinson, 2006	186
2. Cameron Dicker, 2024.....	150
3. Nate Kaeding, 2009.....	146
4. Nick Novak, 2013	144
5. Nate Kaeding, 2006	136
6. John Carney, 1994	135
7. Cameron Dicker, 2023.....	128
8. Nate Kaeding, 2008.....	127
9. Austin Ekeler, 2021.....	124
John Carney, 1993	124

FIELD GOALS

1. Cameron Dicker, 2024.....	39
2. Nick Novak, 2013	34
John Carney, 1994	34
4. Nate Kaeding, 2009.....	32
5. Cameron Dicker, 2023.....	31
John Carney, 1999	31
John Carney, 1993	31
8. John Carney, 1996	29
9. Nick Novak, 2011	27
Nate Kaeding, 2008.....	27

FIELD GOAL ATTEMPTS

1. Cameron Dicker, 2024.....	42
2. John Carney, 1993	40
3. John Carney, 1994	38
4. Nick Novak, 2013	37
5. John Carney, 1999	36
John Carney, 1996	36
Rolf Benirschke, 1980	36
8. Nate Kaeding, 2009.....	35
9. Nick Novak, 2011	34
10. Cameron Dicker, 2023.....	33
Michael Badgley, 2020.....	33

KICKOFF RETURN YARDS

1. Ronney Jenkins, 2001.....	1,541
2. Ronney Jenkins, 2000.....	1,531
3. Darren Sproles, 2005.....	1,528
4. Andre Coleman, 1995.....	1,411
5. Darren Sproles, 2008.....	1,376
6. Darren Sproles, 2009.....	1,300
7. Andre Coleman, 1994.....	1,293
8. Darren Sproles, 2010.....	1,257
9. Tim Dwight, 2004.....	1,222
10. Andre Coleman, 1996.....	1,210

KICKOFF RETURN TOUCHDOWNS

1. Ronney Jenkins, 2001.....	2
Andre Coleman, 1995.....	2
Andre Coleman, 1994.....	2
4. Andre Roberts, 2021.....	1
Micheal Spurlock, 2012.....	1
Richard Goodman, 2011.....	1
Darren Sproles, 2008.....	1
Darren Sproles, 2007.....	1
Tim Dwight, 2004.....	1
Ronney Jenkins, 2000.....	1
Rodney Harrison, 1997.....	1
Nate Lewis, 1991.....	1
Anthony Miller, 1989.....	1
Jamie Holland, 1988	1
Anthony Miller, 1988.....	1
Gary Anderson, 1985.....	1
Keith Lincoln, 1962	1

KICKOFF RETURNS

1. Ronney Jenkins, 2000.....	67
2. Darren Sproles, 2005.....	63
3. Andre Coleman, 1995.....	62
4. Ronney Jenkins, 2001.....	58
5. Andre Coleman, 1996.....	55
6. Darren Sproles, 2009.....	54
7. Darren Sproles, 2008.....	53
8. Darren Sproles, 2010.....	51
9. Tim Dwight, 2004.....	50
Leon Johnson, 2003	50

PUNT RETURN YARDS

1. Darrien Gordon, 1996.....	537
2. Eric Metcalf, 1997.....	489
3. Darrien Gordon, 1994.....	475
4. Leslie "Speedy" Duncan, 1965.....	464
5. Mike Fuller, 1979	448
6. Mike Fuller, 1978.....	436
Mike Fuller, 1976	436
8. Leslie "Speedy" Duncan, 1967.....	434
9. Mike Fuller, 1975.....	410
10. Lionel James, 1987.....	400

PUNT RETURN TOUCHDOWNS

1. Eric Metcalf, 1997.....	3
2. Darrien Gordon, 1994.....	2
Ron Smith, 1973.....	2
Leslie "Speedy" Duncan, 1965.....	2
5. Derius Davis, 2023.....	1
Desmond King, 2019	1
Desmond King, 2018	1
Travis Benjamin, 2017	1
Micheal Spurlock, 2012.....	1
Darren Sproles, 2009.....	1
Darren Sproles, 2007.....	1
Tim Dwight, 2001.....	1
Darrien Gordon, 1996.....	1
Andre Coleman, 1995.....	1
Nate Lewis, 1990	1
Kitrick Taylor, 1990	1
Lionel James, 1987.....	1
Lionel James, 1984	1
Mike Fuller, 1977.....	1
Mike Fuller, 1975.....	1
Leslie "Speedy" Duncan, 1968.....	1
Leslie "Speedy" Duncan, 1966.....	1
Keith Lincoln, 1961.....	1

PUNT RETURNS

1. Mike Fuller, 1979	46
2. Eric Metcalf, 1997	45
3. Mike Fuller, 1978.....	39
4. Eric Parker, 2006.....	37
5. Darrien Gordon, 1996.....	36
Darrien Gordon, 1994.....	36
Mike Fuller, 1975.....	36
Leslie "Speedy" Duncan, 1967.....	36
9. Mike Fuller, 1976	33
10. Latario Rachal, 1998.....	32
Lionel James, 1987.....	32

CHARGERS AND OPPONENT 10 LONGEST

RUNS FROM SCRIMMAGE

CHARGERS

- 87t Melvin Gordon, Oct. 29, 2017 at New England
Paul Lowe, Sept. 10, 1961 at Dallas Texans
86t Keith Lincoln, Sept. 30, 1962 at Oakland
85t LaDainian Tomlinson, Dec. 17, 2006 vs. K.C.
83t Michael Turner, Dec. 18, 2005 at Indianapolis
80t Brad Hubbert, Dec. 24, 1967 vs. N.Y. Jets
76t Keith Lincoln, Oct. 20, 1963 at Kansas City
76 LaDainian Tomlinson, Dec. 1, 2002 vs. Den.
75 Justin Jackson, Oct. 31, 2021 vs. New England
74t Michael Turner, Oct. 7, 2007 at Denver

OPPONENT

- 90t Colin Kaepernick, Dec. 20, 2014 at S.F.
89t Kenny King, Oct. 12, 1980 at Oakland
84t Damien Williams, Dec. 29, 2019 at K.C.
81 Billy Sims, Sept. 30, 1984 vs. Detroit
77 Napoleon Kaufman, Sept. 22, 1996 at Oak.
75t David Montgomery, Nov. 12, 2023 vs. Detroit
Dameon Pierce, Oct. 2, 2022 at Houston
74t Kenneth Walker III, Oct. 23, 2022 vs. Seattle
Jack Spikes, Sept. 10, 1961 at Dallas Texans
71t Corey Dillon, Nov. 2, 1997 at Cincinnati

PASS COMPLETIONS

CHARGERS

- 99t S.Humphries to T.Martin, Sept. 18, 1994 at Sea.
91t J.Kemp to K.Lincoln, Nov. 12, 1961 at Denver
88t E.Luther to B.Duckworth, Dec. 3, 1984 vs. Chi.
85t J.Hadl to L.Alworth, Oct. 17, 1965 at Boston
T.Rote to L.Alworth, Oct. 6, 1963 at Denver
84t P.Rivers to A.Ekeler, Dec. 8, 2019 at Jax.
J.Hadl to G.Garrison, Oct. 5, 1968 at N.Y. Jets
83t R.Leaf to J.Graham, Nov. 19, 2000 at Denver
82t T.Rote to L.Alworth, Dec. 6, 1964 vs. N.Y. Jets
81t P.Rivers to D.Sproles, Sept. 20, 2009 vs. Bal.
D.Fouts to C.Joiner, Oct. 17, 1976 vs. Hou. Oilers

OPPONENT

- 99t T.Green to M.Boerigter, Dec. 22, 2002 at K.C.
98t J.Lee to W.Dewveall, Nov. 25, 1962 at Hou. Oilers
96t J.Montana to J.Rice, Nov. 27, 1988 vs. S.F.
93t C.Morton to S.Watson, Sept. 27, 1981 at Denver
90t S.DeBerg to J.Birden, Nov. 18, 1990 at K.C.
C.Davidson to D.Dorsey, Dec. 2, 1962 vs. Oak.
89t N.O'Donnell to D.Stone, Sept. 1, 1991 at Pit.
87t D.Carr to A.Cooper, Dec. 31, 2017 vs. Oak.
J.Namath to D.Maynard, Nov. 24, 1968 vs. N.Y. Jets
F.Tripucka to A.Frazier, Nov. 12, 1961 at Den.

FIELD GOALS

CHARGERS

- 59 Cameron Dicker, Oct. 21, 2024 at Arizona
Michael Badgley, Dec. 9, 2018 vs. Cincinnati
57 Cameron Dicker, Dec. 19, 2024 vs. Denver
Nate Kaeding, Dec. 21, 2008 at Tampa Bay
55 Cameron Dicker, Nov. 6, 2023 at N.Y. Jets
Cameron Dicker, Oct. 22, 2023 at Kansas City
Nate Kaeding, Nov. 29, 2009 vs. Kansas City
54 Josh Lambo, Oct. 12, 2015 vs. Pittsburgh
Nate Kaeding, Oct. 1, 2006 at Baltimore
John Carney, Sept. 17, 2000 at Kansas City
John Carney, Sept. 6, 1998 vs. Buffalo
John Carney, Nov. 10, 1991 vs. Seattle

OPPONENT

- 61 Brandon McManus, Jan. 2, 2022 vs. Denver
58 Harrison Butker, Sept. 20, 2020 vs. K.C. (OT)
Harrison Butker, Sept. 20, 2020 vs. K.C. (OT)
Dan Miller, Dec. 26, 1982 vs. Baltimore Colts
56 Greg Zuerlein, Sept. 19, 2021 vs. Dallas
Justin Tucker, Dec. 22, 2018 vs. Baltimore
Sebastian Janikowski, Oct. 9, 2016 at Oakland
55 Wi Lutz, Dec. 19, 2024 vs. Denver
Jason Sanders, Dec. 11, 2022 vs. Miami
Daniel Carlson, Dec. 4, 2022 at Las Vegas
Daniel Carlson, Sept. 11, 2022 vs. Las Vegas
Jason Elam, Nov. 7, 1999 vs. Denver
Gary Zuerlein, Nov. 25, 1984 at Pittsburgh
George Blanda, Dec. 3, 1961 vs. Houston Oilers

PUNTS

CHARGERS

- 83 JK Scott, Dec. 10, 2023 vs. Denver
82 Paul Maguire, Nov. 19, 1961 vs. Dallas Texans
73 Dennis Pardee, Oct. 17, 1971 at Denver
72 Mike Scifres, Sept. 21, 2014 at Buffalo
71 Mike Scifres, Nov. 10, 2011 vs. Oakland
Mike Scifres, Oct. 1, 2006 at Baltimore
Mike Scifres, Dec. 4, 2005 vs. Oakland
Maury Buford, Sept. 12, 1982 at Denver
John Hadl, Nov. 8, 1964 at Denver
70 Mike Scifres, Nov. 25, 2007 vs. Baltimore

OPPONENT

- 81 Dustin Colquitt, Dec. 2, 2007 at Kansas City
79 Drew Butler, Dec. 9, 2012 at Pittsburgh
77 Greg Montgomery, Sept. 19, 1993 vs. Hou. Oilers
75 Kevin Huber, Dec. 1, 2013 vs. Cincinnati
74 Tommy Townsend, Sept. 15, 2022 at Kansas City
Bob Grupp, Nov. 4, 1979 at Kansas City
73 Shane Lechler, Sept. 28, 2003 vs. Oakland
72 Ryan Plackemeier, Dec. 24, 2006 at Seattle
Chris Gardocki, Oct. 26, 1997 vs. Indianapolis
Bob Scarpitto, Oct. 22, 1967 at Denver
Jerrel Wilson, Sept. 29, 1963 vs. Kansas City

INTERCEPTION RETURNS

CHARGERS

- 103t Vencie Glenn, Nov. 29, 1987 vs. Denver
102t Donald Frank, Oct. 31, 1993 at L.A. Raiders
100t Leslie "Speedy" Duncan, Oct. 15, 1967 vs. K.C.
99t Shaun Gayle, Dec. 23, 1995 at N.Y. Giants
Stanley Richard, Sept. 4, 1994 at Denver
Gill Byrd, Oct. 4, 1984 at Kansas City
90t Desmond King, Nov. 23, 2017 at Dallas
Shleel Addae, Jan. 1, 2017 vs. Kansas City
86 Trevor Williams, Sept. 30, 2018 vs. S.F.
83t Willie Clark, Sept. 22, 1996 at Oakland

OPPONENT

- 102t Louis Breedon, Nov. 8, 1981 vs. Cincinnati
99t Jaylen Watson, Sept. 15, 2022 at Kansas City
Janoris Jenkins, Nov. 23, 2014 vs. St. Louis
Kevin Ross, Sept. 6, 1992 vs. Kansas City
96t Ray Griffin, Nov. 11, 1979 at Cincinnati
Bashaud Breeland, Dec. 10, 2017 vs. Was.
91t Chad Greenway, Sept. 27, 2015 at Minnesota
Fred Williamson, Sept. 30, 1962 at Oakland
90t Leroy Butler, Sept. 15, 1996 at Green Bay
Deion Sanders, Dec. 11, 1994 vs. S.F.
87t Mark McMillian, Dec. 14, 1997 vs. K.C.

KICKOFF RETURNS

CHARGERS

- 105t Richard Goodman, Jan. 1, 2012 at Oakland
103t Darren Sproles, Sept. 14, 2008 at Denver
Keith Lincoln, Sept. 16, 1962 vs. Titans of N.Y.
101t Andre Roberts, Jan. 2, 2022 vs. Denver
99t Micheal Spurlock, Dec. 30, 2012 vs. Oakland
98t Gary Anderson, Nov. 17, 1985 at Denver
95t Nate Lewis, Nov. 17, 1991 vs. New Orleans
94t Jamie Holland, Dec. 18, 1988 vs. Kansas City
93t Ronney Jenkins, Nov. 18, 2001 at Oakland
Ronney Jenkins, Sept. 10, 2000 vs. N.O.
Anthony Miller, Nov. 20, 1988 at L.A. Rams

OPPONENT

- 104t Mecole Hardman, Dec. 29, 2019 at K.C.
Ira Mathews, Oct. 25, 1979 at Oakland
103t Percy Harvin, Sept. 11, 2011 vs. Minnesota
101t Leon Washington, Sept. 26, 2010 at Seattle
Brian Mitchell, Dec. 6, 1998 at Washington
99t Leon Washington, Sept. 26, 2010 at Seattle
Byron Hanspard, Dec. 7, 1997 vs. Atlanta
98t Will Blackwell, Dec. 24, 2000 vs. Pittsburgh
97t Cassius Vaughn, Jan. 2, 2011 at Denver
Tim Brown, Sept. 4, 1988 at L.A. Raiders

PUNT RETURNS

CHARGERS

95t Leslie "Speedy" Duncan, Nov. 24, 1968 vs. NYJ
90t Darrien Gordon, Sept. 25, 1994 at L.A. Raiders
88t Andre Coleman, Sept. 17, 1995 at Philadelphia
Mike Fuller, Oct. 9, 1977 at New Orleans
87t Derius Davis, Nov. 6, 2023 at N.Y. Jets
85t Eric Metcalf, Nov. 2, 1997 at Cincinnati
84t Tim Dwight, Sept. 9, 2001 vs. Washington
Ron Smith, Nov. 18, 1973 vs. New Orleans
83t Eric Metcalf, Nov. 30, 1997 vs. Denver
82t Paul Lowe, Oct. 7, 1961 at Boston

OPPONENT

95t Tyreek Hill, Jan. 1, 2017 vs. Kansas City
94t Dexter McCluster, Sept. 13, 2010 at K.C.
92t Rick Upchurch, Oct. 3, 1976 at Denver
91t Tyreek Hill, Sept. 9, 2018 vs. Kansas City
86t Tamarick Vanover, Oct. 9, 1995 at Kansas City
82t George Atkinson, Oct. 13, 1968 at Oakland
82 Ray Buchanan, Nov. 3, 1996 at Indianapolis
81 Dennis Northcutt, Nov. 5, 2006 vs. Cleveland
80t Phillip Buchanon, Dec. 28, 2003 vs. Oakland
79t Lemar Parrish, Dec. 6, 1970 vs. Cincinnati

FUMBLE RETURNS

CHARGERS

86t Eric Weddle, Nov. 30, 2008 vs. Atlanta
82t Donnie Edwards, Nov. 10, 2002 at St. Louis
81t Vencie Glenn, Oct. 22, 1989 vs. N.Y. Giants
79t Marlon McCree, Oct. 29, 2006 vs. St. Louis
78t Paul Bradford, Nov. 23, 1997 at San Francisco
75t Keith Browner (25 yds.) lateral to
Sam Seale(50 yds.), Nov. 20, 1988
at L.A. Rams
61t Tevaughn Campbell, Dec. 5, 2021 at Cincinnati
Caraun Reid, Sept. 25, 2016 at Indianapolis
58t Rick Redman, Oct. 2, 1966 vs. Miami
53t Darrell Stuckey, Dec. 7, 2014 vs. New England
53 Henry Rolling, Oct. 6, 1991 at L.A. Raiders

OPPONENT

97t Mike Edwards, Jan. 7, 2024 vs. Kansas City
68 A.J. Duhe, Oct. 15, 1978 vs. Miami
65t Tony Carter, Oct. 15, 2012 vs. Denver
64t Tyvon Branch, Oct. 10, 2010 at Oakland
63t Joey Browner, Sept. 2, 1984 at Minnesota
63 Rob Ninkovich, Oct. 24, 2010 vs. N.E.
62 Carlton Gray, Oct. 27, 1996 at Seattle
59t George Atkinson, Nov. 25, 1973 at Oakland
57t Tyreek Hill, Dec. 11, 2022 vs. Miami
56t Ifeadi Odenigbo, Dec. 15, 2019 vs. Minnesota

BLOCKED PUNT RETURNS

CHARGERS

35t Bob Zeman, Oct. 7, 1961 at Boston
21t Derrie Nelson, Nov. 13, 1983 vs. Dallas
19 Pete Lazetich, Sept. 24, 1972 vs. Denver
5 Gene Selawski, Oct. 22, 1961 at Oakland
4 Wayne Davis, Nov. 17, 1985 at Denver
3 Steve Heiden, Dec. 17, 2000 at Carolina
0t Jacob Hester, Oct. 25, 2009 at Kansas City
Darryll Lewis, Sept. 26, 1999 vs. Indianapolis
0s Carlos Polk, Sept. 22, 2002 at Arizona
0 Corey Lynch, Sept. 10, 2012 at Oakland

OPPONENT

37t Frank Warren, Nov. 17, 1991 vs. New Orleans
29t Adam Hayward, Nov. 11, 2012 at Tampa Bay
16 Randy McClanahan, Sept. 18, 1977 at Oak.
15 Walt Landers, Sept. 24, 1978 vs. Green Bay
14 Glen Cadrez, Oct. 13, 2002 vs. Kansas City
9 Tyrone Braxton, Oct. 2, 1988 vs. Denver
5t Hiram Eugene, Oct. 10, 2010 at Oakland
2t Jerry Robinson, Nov. 20, 1986 vs. L.A. Raiders
0s Nick Schommer, Oct. 31, 2010 vs. Tennessee
Rock Cartwright, Oct. 10, 2010 at Oakland

BLOCKED FIELD GOAL RETURNS

CHARGERS

72t Leslie "Speedy" Duncan, Nov. 23, 1967 vs. Den.
35 Tom Day, Oct. 15, 1967 vs. Kansas City
28 Jim Tolbert, Nov. 15, 1971 vs. St. Louis
27 Kenny Graham, Nov. 15, 1964 at Kansas City
25 Jeff Staggs, Oct. 25, 1970 vs. Houston Oilers

OPPONENT

66 Tommy Casanova, Sept. 22, 1974 at Cin.
65t Matt Ware, Oct. 23, 2005 at Philadelphia
60 Louis Wright, Nov. 17, 1985 at Denver
54t Doug Evans, Dec. 17, 2000 at Carolina
44t Devin McCourty, Dec. 6, 2020 vs. N.E.
42t Ray McElroy, Oct. 26, 1997 vs. Indianapolis
28 John Barmlett, Nov. 27, 1966 vs. Denver
17 Charlie West, Dec. 5, 1971 vs. Minnesota
Mike Statton, Oct. 1, 1967 vs. Buffalo
16 Daniel Thomas, Oct. 25, 2020 vs. Jax.
Fletcher Smith, Oct. 15, 1967 vs. Kansas City

MISSED FIELD GOAL RETURNS

CHARGERS

109t Antonio Cromartie, Nov. 4, 2007 at Min.

INDIVIDUAL POSTSEASON RECORDS

*NFL Record

SCORING

Most Points, Career

- 42 Nate Kaeding, 2004-09
- 37 Rolf Benirschke, 1977-86
- 30 John Carney, 1990-2000

Most Points, Game

- 15 Michael Badgley, AFC Wild Card, Jan. 6, 2019, at Baltimore
- 12 (10x) Last: Cameron Dicker and Austin Ekeler, AFC Wild Card, Jan. 14, 2023 at Jax.
- 11 Rolf Benirschke, AFC Divisional, Jan. 2, 1982 at Miami

Most Touchdowns, Career

- 4 Darren Sproles, 2005-09
- LaDainian Tomlinson, 2001-09
- Kellen Winslow, 1979-87
- Charlie Joiner, 1976-86
- 3 (4x) Last: Keenan Allen, 2013-23
- 2 (8x) Last: Austin Ekeler, 2017-23

Most Touchdowns, Game

- 2 (8x) Last: Austin Ekeler, AFC Wild Card Jan. 14, 2023 at Jacksonville
- 1 (54x) Last: Ladd McConkey, AFC Wild Card Jan. 11, 2025 at Houston

Most Points After Touchdown, Career

- 18 Nate Kaeding, 2004-09
- 16 Rolf Benirschke, 1977-86
- 9 John Carney, 1990-2000

Most Points After Touchdown, Game

- 6 George Blair, AFL Championship, Jan. 5, 1964 vs. Boston
- 5 Rolf Benirschke, AFC Divisional, Jan. 2, 1982 at Miami
- 4 (2x) Last: Nate Kaeding, AFC Divisional, Jan. 13, 2008 at Indianapolis

Most Two-Point Conversions, Game

- 1 (4x) Last: Keenan Allen, AFC Divisional, Jan. 13, 2019 at New England

FIELD GOALS

Most, Career

- 8 Nate Kaeding, 2004-09
- 7 John Carney, 1990-2000
- Rolf Benirschke, 1977-86
- 5 Cameron Dicker, 2022-24
- Michael Badgley, 2018-20

Most, Game

- 5 Michael Badgley, AFC Wild Card, Jan. 6, 2019 at Baltimore
- 4 Nate Kaeding, AFC Championship, Jan. 20, 2008 at New England
- 3 Cameron Dicker, AFC Wild Card, Jan. 14, 2023 at Jacksonville
- Ben Agajanian, AFL Championship, Jan. 1, 1961 vs. Houston Oilers

Longest

- 54 John Carney, AFC Wild Card, Dec. 31, 1995 vs. Indianapolis
- 53 Michael Badgley, AFC Wild Card, Jan. 6, 2019 at Baltimore
- 50 Cameron Dicker, AFC Wild Card, Jan. 14, 2023 at Jacksonville

RUSHING

Most Attempts, Career

- 110 Chuck Muncie, 1980-84
- 96 LaDainian Tomlinson, 2001-09
- 63 Natrone Means, 1993-95, 98-99

Most Attempts, Game

- 26 LaDainian Tomlinson, AFC Wild Card, Jan. 8, 2005 vs. New York Jets
- 25 Chuck Muncie, AFC First Round, Jan. 9, 1983 at Pittsburgh
- 24 Natrone Means, AFC Divisional, Jan. 8, 1995 vs. Miami
- Chuck Muncie, AFC Divisional, Jan. 2, 1982 at Miami

Most Yards, Career

- 516 Chuck Muncie, 1980-84
- 380 Paul Lowe, 1960-68
- 327 LaDainian Tomlinson, 2001-09

Most Yards, Game

- 206 Keith Lincoln, AFL Championship, Jan. 5, 1964 vs. Boston
- 165 Paul Lowe, AFL Championship, Jan. 1, 1961 at Houston Oilers
- 139 Natrone Means, AFC Divisional, Jan. 8, 1995 vs. Miami

Most Touchdowns, Career

- 4 LaDainian Tomlinson, 2001-09
- 3 Chuck Muncie, 1980-84
- 2 (6x) Last: Austin Ekeler, 2017-23

Most Touchdowns, Game

- 2 Austin Ekeler, AFC Wild Card, Jan. 14, 2023 at Jacksonville
- Darren Sproles, AFC Wild Card, Jan. 3, 2009 vs. Indianapolis
- LaDainian Tomlinson, AFC Divisional, Jan. 14, 2007 vs. New England
- 1 (24x) Last: Melvin Gordon, AFC Divisional, Jan. 13, 2019 at New England

Longest Run

- 67t Keith Lincoln, AFL Championship, Jan. 5, 1964 vs. Boston
- 58t Ronnie Brown, AFC Wild Card, Jan. 5, 2014 at Cincinnati
- Paul Lowe, AFL Championship, Jan. 5, 1964 vs. Boston
- 56t Keith Lincoln, AFL Championship, Jan. 5, 1964 vs. Boston

PASSING

Most Attempts, Career

- 355 Philip Rivers 2004-19
- 286 Dan Fouts 1973-87
- 228 Stan Humphries 1992-97

Most Attempts, Game

- 53 Dan Fouts, AFC Divisional, Jan. 2, 1982 at Miami (OT)
- 51 Philip Rivers, AFC Divisional, Jan. 13, 2019 at New England
- 49 Stan Humphries, Super Bowl XXIX, Jan. 29, 1995 vs. San Francisco

Most Completions, Career

- 211 Philip Rivers, 2004-19
- 159 Dan Fouts, 1973-87
- 118 Stan Humphries, 1992-97

Most Completions, Game

- 33 Dan Fouts, AFC Divisional, Jan. 2, 1982 at Miami (OT)
- 31 Drew Brees, AFC Wild Card, Jan. 8, 2005 vs. New York Jets
- 28 Stan Humphries, AFC Wild Card, Dec. 31, 1995 vs. Indianapolis

Highest Completion Pct., Career (min. 40 att.)

- 73.8 Drew Brees, 2001-04
- 59.4 Philip Rivers, 2004-19
- 55.6 Dan Fouts, 1973-87

Highest Completion Pct, Game (min. 10 att.)

- 75.0 Philip Rivers, AFC Wild Card, Jan. 5, 2014 at Cincinnati
- 73.8 Drew Brees, AFC Wild Card, Jan. 8, 2005 vs. New York Jets
- 73.7 Philip Rivers, AFC Divisional, Jan. 13, 2008 at Indianapolis

Most Yards, Career

- 2,656 Philip Rivers, 2004-19
- 2,125 Dan Fouts, 1973-87
- 1,347 Stan Humphries, 1992-97

Most Yards, Game

- 433 Dan Fouts, AFC Divisional, Jan. 2, 1982 at Miami (OT)
- 336 Dan Fouts, AFC Championship, Jan. 11, 1981 vs. Oakland
- 333 Dan Fouts, AFC First Round, Jan. 9, 1983 at Pittsburgh

Most Touchdowns, Career

- 14 Philip Rivers, 2004-19
- 12 Dan Fouts, 1973-87
- 6 Stan Humphries, 1992-97

Most Touchdowns, Game

- 3 (5x) Last: Philip Rivers, AFC Divisional, Jan. 13, 2019 at New England
- 2 (6x) Last: Philip Rivers, AFC Divisional, Jan. 12, 2014 at Denver
- 1 (11x) Last: Justin Herbert, AFC Wild Card, Jan. 11, 2025 at Houston

Highest Passer Rating, Career (min. 40 att.)

- 101.2 Drew Brees, 2001-04
- 84.2 Philip Rivers, 2004-19
- 76.4 Tobin Rote, 1963-64

Highest Passer Rating, Game (min. 10 att.)

- 145.3 Tobin Rote, AFL Championship, Jan. 5, 1964 vs. Boston
- 133.2 Philip Rivers, AFC Divisional, Jan. 13, 2008 at Indianapolis
- 132.1 John Hadl, AFL Championship, Jan. 5, 1964 vs. Boston

Most Games 300 Yards or More, Career

- 5 Dan Fouts, 1973-87
- 2 Philip Rivers, 2004-19
- 1 Drew Brees, 2001-04

Most Games 400 Yards or More, Career

- 1 Dan Fouts, 1973-87

Longest Completion

- 86t Justin Herbert, AFC Wild Card, Jan. 11, 2025 at Houston
- 62t Philip Rivers, AFC Divisional, Jan. 11, 2009 at Pittsburgh
- 58 Philip Rivers, AFC Divisional, Jan. 14, 2007 vs. New England

Most Interceptions, Career

- 16 Dan Fouts, 1973-87
- 13 Stan Humphries, 1992-97
- 10 Philip Rivers, 2004-19

Most Interceptions, Game

- 5 Dan Fouts, AFC Second Round, Jan. 16, 1983 at Miami
- Dan Fouts, AFC Divisional, Dec. 29, 1979 vs. Houston Oilers
- 4 (4x) Last: Justin Herbert, AFC Wild Card, Jan. 11, 2025 at Houston
- 2 (9x) Last: Philip Rivers, AFC Divisional, Jan. 17, 2010 vs. New York Jets

RECEIVING

Most Receptions, Career

- 51 Antonio Gates, 2003-18
- 39 Ronnie Harmon, 1990-95
- 30 Charlie Joiner, 1976-86

Most Receptions, Game

- 13 Kellen Winslow, AFC Divisional, Jan. 2, 1982 at Miami (OT)
- 10 Ronnie Harmon, AFC Wild Card, Dec. 31, 1995 vs. Indianapolis
- 9 (5x) Last: Ladd McConkey, AFC Wild Card, Jan. 11, 2025 at Houston

Most Yards, Career

- 540 Antonio Gates, 2003-18
- 539 Charlie Joiner, 1976-86
- 503 Vincent Jackson, 2005-09

Most Yards, Game

- 197 Ladd McConkey, AFC Wild Card, Jan. 11, 2025 at Houston
- 166 Kellen Winslow, AFC Divisional, Jan. 2, 1982 at Miami (OT)
- 142 Keenan Allen, AFC Divisional, Jan. 12, 2014 at Denver

Most Touchdowns, Career

- 4 Kellen Winslow, 1979-87
- Charlie Joiner, 1976-86
- 3 Keenan Allen, 2013-22
- Vincent Jackson, 2005-11
- 2 (5x) Last: Antonio Gates, 2003-18

Most Touchdowns, Game

- 2 (4x) Last: Keenan Allen, AFC Divisional, Jan. 12, 2014 at Denver
- 1 (32x) Last: Ladd McConkey, AFC Wild Card, Jan. 11, 2025 at Houston

SCRIMMAGE YARDS

Most, Career

- 644 Chuck Muncie, 1980-84
- 540 Antonio Gates, 2003-18
- 539 Charlie Joiner, 1976-86

Most, Game

- 329 Keith Lincoln, AFL Championship, Jan. 5, 1964 vs. Boston
- 197 Ladd McConkey, AFC Wild Card, Jan. 11, 2025 at Houston
- 187 LaDainian Tomlinson, AFC Divisional, Jan. 14, 2007 vs. New England

INTERCEPTIONS

Most Interceptions, Career

- 3 Asante Samuel, 2020-24
- Drayton Florence, 2003-07
- Glen Edwards, 1978-81
- 2 (5x) Last: Quentin Jammer, 2002-09
- 1 (22x) Last: Deane Leonard, 2022-24

Most Interceptions, Game

- 3 Asante Samuel, AFC Wild Card, Jan. 14, 2023 at Jacksonville
- 2 (4x) Last: Glen Edwards, AFC Divisional, Jan. 3, 1981 vs. Buffalo
- 1 (30x) Last: Deane Leonard, AFC Wild Card, Jan. 11, 2025 at Houston

Most Interception Return Yards, Career

- 62 Glen Edwards, 1978-81
- 45 Bud Whitehead, 1961-68
- 40 Darren Carrington, 1991-94

Most Interception Return Yards, Game

- 45 Bud Whitehead, AFL Championship, Dec. 24, 1961 vs. Houston Oilers
- 40 Darren Carrington, AFC Wild Card, Jan. 12, 1993 vs. Kansas City
- 35 Bruce Laird, AFC First Round, Jan. 9, 1983 at Pittsburgh
- Glen Edwards, AFC Divisional, Jan. 2, 1982 at Miami (OT)

Longest Interception Return

- 40 Darren Carrington, AFC Wild Card, Jan. 12, 1993 vs. Kansas City
- 30 Shareece Wright, AFC Wild Card, Jan. 5, 2014 at Cincinnati
- Antonio Cromartie, AFC Divisional, Jan. 13, 2008 at Indianapolis
- 24 Quentin Jammer, AFC Divisional, Jan. 17, 2010 vs. New York Jets

SACKS

Most, Career (since 1982)

- 3.0 Khalil Mack, 2022-24
- Shawn Lee, 1992-95
- 2.5 Leslie O'Neal, 1992-95
- 2.0 Joey Bosa, 2016-24
- Melvin Ingram, 2012-20
- Eric Weddle, 2007-15
- Luis Castillo, 2005-11
- Shawne Merriman, 2005-10
- Raylee Johnson, 1993-2003
- Burt Grossman, 1989-93

Most, Game (since 1982)

- 2.5 Leslie O'Neal, AFC Wild Card, Jan. 2, 1993 vs. Kansas City
- 2.0 (7x) Last: Khalil Mack, AFC Wild Card, Jan. 11, 2025 at Houston
- 1.5 Steve Foley, AFC Wild Card, Jan. 8, 2005 vs. New York Jets

PUNTING

Most Punts, Career

- 52 Mike Scifres, 2003-13
- 13 John Kidd, 1990-94
- 11 Donnie Jones, 2018
- Bryan Wagner, 1994

Most Punts, Game

- 7 Mike Scifres, AFC Divisional, Jan. 14, 2007 vs. New England
- John Kidd, AFC Divisional, Jan. 10, 1993 at Miami
- 6 (7x) Last: Donnie Jones, AFC Divisional, Jan. 13, 2019 at New England
- 5 (8x) Last: JK Scott, AFC Wild Card, Jan. 11, 2025 at Houston

Most Yards, Career

- 2,330 Mike Scifres, 2003-13
- 587 John Kidd, 1990-94
- 474 Bryan Wagner, 1994

Most Yards, Game

- 324 John Kidd, AFC Divisional, Jan. 10, 1993 at Miami
- 316 Mike Scifres, AFC Wild Card, Jan. 3, 2009 vs. Indianapolis (OT)
- 297 Mike Scifres, AFC Wild Card, Jan. 17, 2010 vs. New York Jets

Longest Punt

- 67 Mike Scifres, AFC Wild Card, Jan. 3, 2009 vs. Indianapolis (OT)
- 66 Mike Scifres, AFC Divisional, Jan. 13, 2008 at Indianapolis
- 65 Darren Bennett, AFC Wild Card, Dec. 31, 1995 vs. Indianapolis

Highest, Career (minimum 5 punts)

- 45.2 John Kidd, 1990-94
- 44.8 Mike Scifres, 2003-13
- 43.9 John Hadl, 1962-72

Highest, Game (minimum 2 punts)

- 59.0 Mike Scifres, AFC Divisional, Jan. 13, 2008 at Indianapolis
- 54.5 Darren Bennett, AFC Wild Card, Dec. 31, 1995 vs. Indianapolis
- 52.7 Mike Scifres, AFC Wild Card, Jan. 3, 2009 vs. Indianapolis (OT)

PUNT RETURNS

Most Returns, Career

- 12 Darren Sproles, 2005-09
- 8 Mike Fuller, 1975-80
- 7 Eric Parker, 2002-06

Most Returns, Game

- 5 Eric Parker, AFC Divisional, Jan. 14, 2007 vs. New England
- 4 (2x) Last: Desmond King, AFC Wild Card, Jan. 6, 2019 at Baltimore
- 3 (6x) Last: Darren Sproles, AFC Wild Card, Jan. 3, 2009 vs. Indianapolis (OT)

Most Yards, Career

- 107 Darren Sproles, 2005-09
- 99 Mike Fuller, 1975-80
- 63 Wes Chandler, 1981-87

Most Yards, Game

- 72 Darren Sproles, AFC Wild Card, Jan. 3, 2009 vs. Indianapolis (OT)
- 56 Wes Chandler, AFC Divisional, Jan. 2, 1982 at Miami (OT)
- 46 Desmond King, AFC Wild Card, Jan. 6, 2019 at Baltimore

Longest Return

- 56t Wes Chandler, AFC Divisional, Jan. 2, 1982 at Miami (OT)
- 33 Desmond King, AFC Wild Card, Jan. 6, 2019 at Baltimore

Most Touchdowns, Career

- 1 Wes Chandler, 1981-87

KICKOFF RETURNS

Most Returns, Career

- 21 Darren Sproles, 2005-09
- 19 Andre Coleman, 1994-96
- 17 James Brooks, 1981-83

Most Returns, Game

- 8 Andre Coleman, Super Bowl XXIX, Jan. 29, 1995 vs. San Francisco
- 6 Andre Coleman, AFC Wild Card, Dec. 31, 1995 vs. Indianapolis
- 5 (6x) Last: Desmond King, AFC Divisional, Jan. 13, 2019 at New England

Most Yards, Career

- 537 Darren Sproles, 2005-09
- 483 Andre Coleman, 1994-96
- 283 James Brooks, 1981-83

Most Yards, Game

- 244 Andre Coleman, Super Bowl XXIX, Jan. 29, 1995 vs. San Francisco
- 164 Darren Sproles, AFC Divisional, Jan. 11, 2009 at Pittsburgh
- 147 Leslie "Speedy" Duncan, AFL Championship, Dec. 26, 1964 at Buffalo

Longest Return

- 98t Andre Coleman, Super Bowl XXIX, Jan. 29, 1995 vs. San Francisco
- 72 Desmond King, AFC Wild Card, Jan. 6, 2019 at Baltimore
- 63 Darren Sproles, AFC Divisional, Jan. 11, 2009 at Pittsburgh

Most Touchdowns, Career

- 1 Andre Coleman, 1994-96

SERVICE

Most Games

- 12 Antonio Gates, 2003-18
- David Binn, 1994-2010
- 11 Philip Rivers, 2004-19
- 10 Nick Hardwick, 2004-13
- Mike Scifres, 2004-13

TEAM POSTSEASON RECORDS

*NFL Record

POINTS

Most, Quarter

- 24 AFC Championship, Jan. 2, 1982 at Miami (1st Q)
- 21 AFL Championship, Jan. 5, 1964 vs. Boston (1st Q)
- 17 AFC Wild Card, Jan. 14, 2023 at Jax. (1st Q)
- AFC Divisional, Jan. 10, 2014 at Den. (4th Q)

Most, Quarter, Opponent

- 21 AFC Divisional, Jan. 13, 2019 at New England (2nd Q)
- AFC Divisional, Jan. 10, 1993 at Mia. (2nd Q)
- AFC Championship, Jan. 11, 1981 vs. Oakland (1st Q)
- 20 AFC Second Round, Jan. 16, 1983 at Miami (2nd Q)
- 14 (11x) Last: AFC Wild Card, Jan. 6, 2019 at Bal.

Most Quarter, Both Teams

- 33 AFC Second Round, Jan. 16, 1983 at Miami (2nd Q)
- 28 (4x) Last: AFC Divisional, Jan. 11, 2009 at Pittsburgh (4th Q)
- 25 AFC Wild Card, Jan. 6, 2019 at Bal. (4th Q)

Most, Game

- 51 AFL Championship, Jan. 5, 1964 vs. Boston
- 41 AFC Divisional, Jan. 2, 1982 at Miami (OT)
- 31 AFC First Round, Jan. 9, 1983 at Pittsburgh

Most, Game, Opponent

- 49 Super Bowl XXIX, Jan. 29, 1995 vs. S.F.
- 41 AFC Divisional, Jan. 13, 2019 at New England
- 38 AFC Divisional, Jan. 2, 1982 at Miami (OT)

Most, Game, Both Teams

- 79 AFC Divisional, Jan. 2, 1982 at Miami (OT)
- 75 Super Bowl XXIX, Jan. 29, 1995 vs. S.F.
- 69 AFC Divisional, Jan. 13, 2019 at New England

Fewest, Game

- 0 AFC Divisional, Jan. 10, 1993 at Miami
- AFL Championship, Dec. 26, 1965 vs. Buffalo
- 3 AFL Championship, Dec. 24, 1961 vs. Houston Oilers
- 7 AFC Championship, Jan. 10, 1982 at Cincinnati
- AFL Championship, Dec. 26, 1964 at Buffalo

Fewest, Game, Opponent

- 0 AFC Wild Card, Jan. 2, 1993 vs. Kansas City
- 6 AFC Wild Card, Jan. 6, 2008 vs. Tennessee
- 10 (3x) Last: AFC Wild Card, Jan. 5, 2014 at Cincinnati

Fewest, Game, Both Teams

- 13 AFL Championship, Dec. 24, 1961 vs. Houston Oilers
- 17 AFC Wild Card, Jan. 2, 1993 vs. Kansas City
- 23 (2x) Last: AFC Wild Card, Jan. 6, 2008 vs. Tennessee

TOUCHDOWNS

Most, Game

- 7 AFL Championship, Jan. 5, 1964 vs. Boston
- 5 AFC Divisional, Jan. 2, 1982 at Miami (OT)
- 4 (3x) Last: AFC Divisional, Jan. 13, 2019 at New England

Most, Game, Opponent

- 7 Super Bowl XXIX, Jan. 29, 1995 vs. S.F.
- 5 (4x) Last: AFC Divisional, Jan. 13, 2019 at New England
- 4 (5x) Last: AFC Wild Card, Jan. 14, 2023 at Jacksonville

Most, Game, Both Teams

- 10 Super Bowl XXIX, Jan. 29, 1995 vs. S.F.
- AFC Divisional, Jan. 2, 1982 at Miami (OT)
- 9 AFC Divisional, Jan. 13, 2019 at New England
- 8 (3x) Last: AFC Divisional, Jan. 11, 2009 at Pittsburgh

POINTS AFTER TOUCHDOWN

Most, Game

- 6 AFL Championship, Jan. 5, 1964 vs. Boston
- 5 AFC Divisional, Jan. 2, 1982 at Miami (OT)
- 4 (2x) Last: AFC Divisional, Jan. 13, 2008 at Indianapolis

Most, Game, Opponent

- 7 Super Bowl XXIX, Jan. 29, 1995 vs. S.F.
- 5 (4x) Last: AFC Divisional, Jan. 13, 2019 at New England
- 4 (4x) Last: AFC Divisional, Jan. 10, 1993 at Miami

Most, Game, Both Teams

- 10 Super Bowl XXIX, Jan. 29, 1995 vs. S.F.
- AFC Divisional, Jan. 2, 1982 at Miami (OT)
- 8 (2x) Last: AFC Divisional, Jan. 11, 2009 at Pittsburgh
- 7 (5x) Last: AFC Divisional, Jan. 13, 2019 at New England

Most Two-Point Conversions, Game

- 2 Super Bowl XXIX, Jan. 29, 1995 vs. S.F.
- 1 AFC Divisional, Jan. 13, 2019 at New England

Most Two-Point Conversions, Game, Opponent

- 1 AFC Wild Card, Jan. 14, 2023 at Jacksonville
- AFC Divisional, Jan. 14, 2007 vs. N.E.

FIELD GOALS

Most, Game

- 5 AFC Wild Card, Jan. 6, 2019 at Baltimore
- 4 AFC Championship, Jan. 20, 2008 at N.E.
- 3 AFC Wild Card, Jan. 14, 2023 at Jacksonville
- AFL Championship, Jan. 1, 1961 at Houston Oilers

Most, Game, Opponent

- 4 AFC Championship, Jan. 20, 2008 at N.E.
- 3 (3x) Last: AFC Wild Card, Jan. 11, 2025 at Houston
- 2 (7x) Last: AFC Divisional, Jan. 13, 2019 at New England

Most, Game, Both Teams

- 6 AFC Wild Card, Jan. 6, 2019 at Baltimore
- 5 AFC Wild Card, Jan. 11, 2025 at Houston
- 4 (4x) Last: AFC Wild Card, Jan. 14, 2023 at Jacksonville

FIRST DOWNS

Most, Game

- 33 AFC Divisional, Jan. 2, 1982 at Miami (OT)
- 29 AFC First Round, Jan. 9, 1983 at Pittsburgh
- 28 AFC Divisional, Jan. 8, 1995 vs. Miami

Most, Game, Opponent

- 30 AFC Divisional, Jan. 13, 2019 at New England
- 29 AFC Second Round, Jan. 16, 1983 at Miami
- 28 Super Bowl XXIX, Jan. 29, 1995 vs. S.F.

Most, Game, Both Teams

- 58 AFC Divisional, Jan. 2, 1982 at Miami (OT)
- 55 AFC First Round, Jan. 9, 1983 at Pittsburgh
- 52 AFC Divisional, Jan. 13, 2019 at New England

Fewest, Game

- 10 AFC Divisional, Jan. 10, 1993 at Miami
- 12 AFL Championship, Dec. 26, 1965 vs. Buffalo
- 13 (2x) Last: AFC Divisional, Jan. 12, 2014 at Denver

Fewest, Game, Opponent

- 11 AFC Wild Card, Jan. 6, 2019 at Baltimore
- 14 (3x) Last: AFC Divisional, Jan. 17, 2010 vs. New York Jets
- 15 (2x) Last: AFC Wild Card, Jan. 6, 2008 vs. Tennessee

Fewest, Game, Both Teams

- 25 AFC Wild Card, Jan. 6, 2019 at Baltimore
- 26 AFL Championship, Dec. 26, 1965 vs. Buffalo
- 28 AFC Divisional, Jan. 10, 1993 at Miami

FIRST DOWNS RUSHING

Most, Game

- 12 AFC Divisional, Jan. 14, 2007 at N.E.
- AFC Divisional, Jan. 8, 1995 vs. Miami
- 11 (5x) Last: AFC Wild Card, Jan. 3, 2009 vs. Indianapolis (OT)
- 10 AFC Divisional, Jan. 2, 1982 at Miami (OT)

Most, Game, Opponent

- 15 AFC Second Round, Jan. 16, 1983 at Miami
- 13 (2x) Last: AFC Divisional, Jan. 12, 2014 at Denver
- 12 (2x) Last: AFC Divisional, Jan. 11, 2009 at Pittsburgh

Most, Game, Both Teams

- 20 AFC Second Round, Jan. 16, 1983 at Miami
- 19 (2x) Last: AFC Wild Card, Jan. 5, 2014 at Cincinnati
- 17 (3x) Last: AFC Championship, Jan. 20, 2008 at New England

Fewest, Game

- 1 (2x) Last: AFC Divisional, Jan. 12, 2014 at Denver
- 2 (2x) Last: AFC Divisional, Jan. 13, 2019 at New England
- 3 (2x) Last: AFC Wild Card, Jan. 6, 2019 at Baltimore

Fewest, Game, Opponent

- 2 AFC Divisional, Jan. 8, 1995 vs. Miami
- 3 (3x) Last: AFC Divisional, Jan. 14, 2007 at New England
- 4 (5x) Last: AFC Wild Card, Jan. 6, 2019 at Baltimore

Fewest, Game, Both Teams

- 7 AFC Wild Card, Jan. 6, 2019 at Baltimore
- 8 (3x) Last: AFC Divisional, Jan. 17, 2010 vs. New York Jets
- 9 AFC Wild Card, Jan. 14, 2023 at Jacksonville
- AFL Championship, Dec. 26, 1965 vs. Buffalo

FIRST DOWNS PASSING

Most, Game

- 21 AFC Divisional, Jan. 2, 1982 at Miami (OT)
- 20 AFC Wild Card, Dec. 31, 1995 vs. Indianapolis
- 19 AFC First Round, Jan. 9, 1983 at Pittsburgh

Most, Game, Opponent

- 21 AFC Divisional, Jan. 13, 2008 at Indianapolis
- AFC Divisional, Jan. 2, 1982 at Miami (OT)
- 20 AFC Wild Card, Jan. 5, 2014 at Cincinnati
- 19 AFC First Round, Jan. 9, 1983 at Pittsburgh

Most, Game, Both Teams

- 42 AFC Divisional, Jan. 2, 1982 at Miami (OT)
- 38 AFC First Round, Jan. 9, 1983 at Pittsburgh
- 35 AFC Divisional, Jan. 13, 2008 at Indianapolis

Fewest, Game

- 7 (5x) Last: AFC Divisional, Jan. 10, 1993 at Miami
- 8 (3x) Last: AFC Wild Card, Jan. 6, 2019 at Baltimore
- 9 (5x) Last: AFC Wild Card, Jan. 11, 2025 at Houston

Fewest, Game, Opponent

- 5 AFC Divisional, Dec. 29, 1979 vs. Houston Oilers
- 6 AFC Divisional, Jan. 17, 2010 vs. N.Y. Jets
- 7 AFC Wild Card, Jan. 6, 2019 at Baltimore

Fewest, Game, Both Teams

- 15 (2x) Last: AFC Wild Card, Jan. 6, 2019 at Baltimore
- 16 (3x) Last: AFC Divisional, Jan. 10, 1993 at Miami
- 17 (2x) Last: AFC Wild Card, Jan. 2, 1993 vs. Kansas City

TOTAL NET YARDS GAINED

Most, Game

- 601 AFL Championship, Jan. 5, 1964 vs. Boston
- 564 AFC Divisional, Jan. 2, 1982 at Miami (OT)
- 479 AFC First Round, Jan. 9, 1983 at Pittsburgh

Most, Game, Opponent

- 498 AFC Divisional, Jan. 13, 2019 at New England
- 466 AFC Divisional, Jan. 2, 1982 at Miami (OT)
- 449 Super Bowl XXIX, Jan. 29, 1995 vs. S.F.

Most, Game, Both Teams

- 1,030 AFC Divisional, Jan. 2, 1982 at Miami (OT)
- 901 AFC First Round, Jan. 9, 1983 at Pittsburgh
- 862 AFL Championship, Jan. 5, 1964 vs. Boston

NET YARDS GAINED RUSHING

Most, Game

- 309 AFL Championship, Jan. 5, 1964 vs. Boston
- 202 AFC Wild Card, Jan. 8, 1995 vs. Miami
- 196 AFC Wild Card, Jan. 5, 2014 at Cincinnati

Most, Game, Opponent

- 219 AFL Championship, Dec. 26, 1964 vs. Buffalo
- 214 AFC Second Round, Jan. 16, 1983 at Miami
- 178 AFC Wild Card, Dec. 31, 1995 vs. Indianapolis

Most, Game, Both Teams

- 384 AFL Championship, Jan. 5, 1964 vs. Boston
- 343 AFL Championship, Dec. 26, 1964 vs. Buffalo
- 323 AFC Wild Card, Dec. 31, 1995 vs. Indianapolis

NET YARDS GAINED PASSING

Most, Game

- 415 AFC Divisional, Jan. 2, 1982 at Miami (OT)
- 351 AFC Championship, Jan. 11, 1981 vs. Oakland
- 333 AFC First Round, Jan. 9, 1983 at Pittsburgh

Most, Game, Opponent

- 402 AFC Divisional, Jan. 13, 2008 at Indianapolis
- 388 AFC Divisional, Jan. 2, 1982 at Miami (OT)
- 349 AFC Championship, Jan. 15, 1995 at Pit.

Most, Game, Both Teams

- 803 AFC Divisional, Jan. 2, 1982 at Miami (OT)
- 714 AFC Divisional, Jan. 13, 2008 at Indianapolis
- 659 AFC Divisional, Jan. 13, 2019 at New England

CHARGERS AND OPPONENT FIVE LONGEST POSTSEASON PLAYS

RUNS FROM SCRIMMAGE

CHARGERS

- 58t Ronnie Brown, AFC Wild Card, Jan. 5, 2014 at Cincinnati
- 26 Darren Sproles, AFC Championship, Jan. 20, 2008 at New England
- 24t Natrone Means, AFC Divisional, Jan. 8, 1995 vs. Miami
- 22t Darren Sproles, AFC Wild Card, Jan. 3, 2009 vs. Indianapolis
- 22 Darren Sproles, AFC Divisional, Jan. 17, 2010 vs. New York Jets

OPPONENT

- 66t Zack Crockett, AFC Wild Card, Dec. 31, 1995 vs. Indianapolis
- 53t Shonn Greene, AFC Divisional, Jan. 17, 2010 vs. New York Jets
- 40 Sony Michel, AFC Divisional, Jan. 13, 2019 at New England
- 33t Zack Crockett, AFC Wild Card, Dec. 31, 1995 vs. Indianapolis
- 27 C.J. Stroud, AFC Wild Card, Jan. 11, 2025 at Houston
- Willie Parker, AFC Divisional, Jan. 11, 2009 at Pittsburgh

PASS COMPLETIONS

CHARGERS

- 86t Justin Herbert to Ladd McConkey, AFC Wild Card, Jan. 11, 2025 at Houston
- 62t Philip Rivers to Darren Sproles, AFC Divisional, Jan. 11, 2009 at Pittsburgh
- 58 Philip Rivers to LaDainian Tomlinson, AFC Divisional, Jan. 14, 2007 vs. N.E.
- 56t Philip Rivers to Darren Sproles, AFC Divisional, Jan. 13, 2008 at Ind.
- 49 Philip Rivers to Keenan Allen, AFC Divisional, Jan. 12, 2014 at Denver

OPPONENT

- 72t Peyton Manning to Reggie Wayne, AFC Wild Card, Jan. 3, 2009 vs. Ind.
- 55t Peyton Manning to Anthony Gonzalez, AFC Divisional, Jan. 13, 2008 at Ind.
- 51t Steve Young to Ricky Watters, Super Bowl XXIX at Joe Robbie Stadium, Jan. 29, 1995 vs. San Francisco
- 49 Andy Dalton to Marvin Jones, AFC Wild Card, Jan. 5, 2014 at Cin.
- Tom Brady to Reche Caldwell, AFC Divisional, Jan. 14, 2007 vs. N.E.

FIELD GOALS

CHARGERS

- 54 John Carney, AFC Wild Card, Dec. 31, 1995 vs. Indianapolis
- 53 Michael Badgley, AFC Wild Card, Jan. 6, 2019 at Baltimore
- 50 Cameron Dicker, AFC Wild Card, Jan. 14, 2023 at Jacksonville
- 47 Michael Badgley, AFC Wild Card, Jan. 6, 2019 at Baltimore
- 42 Nate Kaeding, AFC Divisional, Jan. 11, 2009 at Pittsburgh

OPPONENT

- 50 Stephen Gotskowski, AFC Divisional, Jan. 14, 2007 vs. New England
- 46 Mike Nugent, AFC Wild Card, Jan. 5, 2014 at Cincinnati
- Jay Feely, AFC Divisional, Jan. 17, 2010 vs. New York Jets
- Adam Vinatieri, AFC Divisional, Jan. 13, 2008 at Indianapolis
- 45 Matt Prater, AFC Divisional, Jan. 12, 2014 at Denver

PUNTS

CHARGERS

- 67 Mike Scifres, AFC Wild Card, Jan. 3, 2009 vs. Indianapolis
- 66 Mike Scifres, AFC Divisional, Jan. 13, 2008 at Indianapolis
- 65 Darren Bennett, AFC Wild Card, Dec. 31, 1995 vs. Indianapolis
- 64 John Hadl, AFL Championship, Dec. 26, 1964 at Buffalo
- 62 Mike Scifres, AFC Divisional, Jan. 12, 2014 at Denver

OPPONENT

- 71 Ray Guy, AFC Championship, Jan. 11, 1981 vs. Oakland
- 67 Tommy Townsend, AFC Wild Card, Jan. 11, 2025 at Houston
- 68 Tom Yewcic, AFL Championship, Jan. 5, 1964 vs. Boston Patriots
- 64 Paul Maguire, AFL Championship, Dec. 26, 1964 at Buffalo
- 63 Hunter Smith, AFC Wild Card, Jan. 3, 2009 vs. Indianapolis

INTERCEPTION RETURNS

CHARGERS

- 40 Darren Carrington, AFC Wild Card, Jan. 2, 1993 vs. Kansas City
- 30 Shareece Wright, AFC Wild Card, Jan. 5, 2014 at Cincinnati
- Antonio Cromartie, AFC Divisional, Jan. 13, 2008 at Indianapolis
- 24 Quentin Jammer, AFC Divisional, Jan. 17, 2010 vs. New York Jets
- 17 Drayton Florence, AFC Divisional, Jan. 14, 2007 vs. New England

OPPONENT

- 54 Derek Stingley Jr., AFC Wild Card, Jan. 11, 2025 at Houston
- 38t Eric Murray, AFC Wild Card, Jan. 11, 2025 at Houston
- 36 Antoine Bethea, AFC Wild Card, Jan. 3, 2009 vs. Indianapolis
- Jason Belser, AFC Wild Card, Dec. 31, 1995 vs. Indianapolis
- 32 Jason Belser, AFC Wild Card, Dec. 31, 1995 vs. Indianapolis

KICKOFF RETURNS

CHARGERS

- 98t Andre Coleman, Super Bowl XXIX at Joe Robbie Stadium Jan. 29, 1995 vs. S.F.
72 Desmond King, AFC Wild Card, Jan. 6, 2019 at Baltimore
63 Darren Sproles, AFC Divisional, Jan. 11, 2009 at Pittsburgh
32 Darren Sproles, AFC Wild Card, Jan. 3, 2009 vs. Indianapolis
Michael Turner, AFC Divisional, Jan. 14, 2007 vs. New England
Andre Coleman, AFC Championship Jan. 15, 1995 at Pittsburgh

OPPONENT

- 52 Jamal Agnew, AFC Wild Card, Jan. 14, 2023 at Jacksonville
42 O.J. McDuffie, AFC Divisional, Jan. 8, 1995 vs. Miami
37 Trindon Holliday, AFC Divisional, Jan. 12, 2014 at Denver
T.J. Rushing, AFC Divisional, Jan. 13, 2008 at Indianapolis
36 Jamal Agnew, AFC Wild Card, Jan. 14, 2023 at Jacksonville
Brad Smith, AFC Divisional, Jan. 17, 2010 vs. New York Jets

PUNT RETURNS

CHARGERS

- 33 Desmond King, AFC Wild Card, Jan. 6, 2019 at Baltimore
28 Darren Sproles, AFC Wild Card, Jan. 3, 2009 vs. Indianapolis
14 Eric Parker, AFC Wild Card, Jan. 8, 2005 vs. New York Jets
Andre Coleman, AFC Divisional, Jan. 8, 1995 vs. Miami
13 Darren Sproles, AFC Championship Jan. 20, 2008 at New England
Eric Parker, AFC Divisional, Jan. 14, 2007 vs. New England

OPPONENT

- 67t Santonio Holmes, AFC Divisional, Jan. 11, 2009 at Pittsburgh
47 Eric Decker, AFC Divisional, Jan. 12, 2014 at Denver
46 Ray Buchanan, AFC Wild Card, Dec. 31, 1995 vs. Indianapolis
25 Jerricho Cotchery, AFC Divisional, Jan. 17, 2010 vs. New York Jets
22 T.J. Rushing, AFC Divisional, Jan. 13, 2008 at Indianapolis

FUMBLE RETURNS

CHARGERS

- 13 Richard Marshall, AFC Wild Card, Jan. 5, 2014 at Cincinnati
5 Derwin James Jr., AFC Wild Card, Jan. 11, 2025 at Houston
1 Richard Marshall, AFC Divisional, Jan. 12, 2014 at Denver

OPPONENT

- 12 C.J. Mosley, AFC Wild Card, Jan. 6, 2019 at Baltimore

LEAGUE

STATS

2024 NATIONAL FOOTBALL LEAGUE

TEAM OFFENSIVE TOTALS

CATEGORY	BAL	BUF	CIN	CLE	DEN	HOU	IND	JAX	KC	LAC	LV
GAMES (W-L-T)	12-5-0	13-4-0	9-8-0	3-14-0	10-7-0	10-7-0	8-9-0	4-13-0	15-2-0	11-6-0	4-13-0
FIRST DOWNS	393	360	376	303	315	308	315	298	350	316	310
Rushing	164	140	88	93	124	89	130	106	106	110	78
Passing	199	181	253	180	172	197	161	174	219	176	209
Penalty	30	39	35	30	19	22	24	18	25	30	23
YDS GAINED (tot)	7224	6105	6214	5114	5518	5435	5692	5206	5570	5513	5154
Avg per Game	424.9	359.1	365.5	300.8	324.6	319.7	334.8	306.2	327.7	324.3	303.2
RUSHING (net)	3189	2230	1574	1608	1908	1909	2331	1729	1790	1882	1357
Avg per Game	187.6	131.2	92.6	94.6	112.2	112.3	137.1	101.7	105.3	110.7	79.8
Rushes	554	491	380	391	461	434	496	414	450	463	380
Yards per Rush	5.8	4.5	4.1	4.1	4.1	4.4	4.7	4.2	4.0	4.1	3.6
PASSING (net)	4035	3875	4640	3506	3610	3526	3361	3477	3780	3631	3797
Avg per Game	237.4	227.9	272.9	206.2	212.4	207.4	197.7	204.5	222.4	213.6	223.4
Attempts	477	520	652	661	570	570	513	546	600	510	635
Completions	318	329	460	395	379	357	289	343	404	336	410
Completion Pct	66.7%	63.3%	70.6%	59.8%	66.5%	62.6%	56.3%	62.8%	67.3%	65.9%	64.6%
Yards Gained	4189	3938	4918	3879	3808	3952	3599	3717	4046	3901	4117
Sacked	24	14	48	66	24	54	32	32	41	44	50
Yards Lost	154	63	278	373	198	426	238	240	266	270	320
Had Intercepted	4	6	9	23	12	12	19	15	11	3	16
Yards Opp Ret	63	92	72	374	44	76	142	82	130	17	178
Opp TDs on Int	0	0	1	3	0	0	1	0	0	0	1
PUNTS	55	55	53	89	77	77	68	68	62	72	67
Avg Yards	46.4	45.9	49.1	49.3	46.7	47.4	49.7	49.4	48.8	46.7	49.3
PUNT RETURNS	22	27	34	45	26	41	26	27	31	22	27
Avg Return	9.7	11.6	7.3	10.0	15.7	8.3	9.9	11.8	9.9	12.0	9.8
Returned for TD	0	0	0	0	0	0	0	1	0	0	0
KICKOFF RETURNS	30	24	39	41	13	24	22	29	29	21	23
Avg Return	27.0	25.9	29.1	24.8	28.0	30.1	29.3	25.7	27.1	27.7	29.6
Returned for TD	0	0	1	0	0	0	0	0	0	0	0
PENALTIES	132	112	101	119	108	119	93	99	94	96	96
Yards Penalized	1120	833	780	915	941	981	684	787	829	718	807
FUMBLES BY	19	11	24	20	14	14	20	19	10	20	18
Fumbles Lost	7	2	13	11	7	7	10	9	3	6	13
Opp Fumbles	16	28	19	16	19	22	20	8	21	11	15
Opp Fumbles Lost	5	16	10	8	10	10	9	3	7	6	3
POSS. TIME (avg)	30:57	29:51	30:35	30:13	29:46	30:54	27:49	26:56	30:56	30:40	29:21
TOUCHDOWNS	65	65	57	29	47	38	41	34	42	41	30
Rushing	21	32	11	8	12	15	20	13	15	17	10
Passing	41	30	43	19	30	20	20	19	26	23	19
Returns	3	3	3	2	5	3	1	2	1	1	1
EXTRA POINT KICKS	60/62	59/64	51/53	18/21	46/46	34/36	36/36	27/27	37/39	33/36	23/25
2-PT CONVERSIONS	1/3	1/1	1/3	5/8	0/1	0/2	1/5	4/7	0/2	3/5	2/5
FIELD GOALS MADE/ATTEMPTED	22/30	24/29	25/33	18/27	31/34	36/42	31/37	27/29	32/37	39/42	34/40
POINTS SCORED	518	525	472	258	425	372	377	320	385	402	309

2024 NATIONAL FOOTBALL LEAGUE

TEAM DEFENSIVE TOTALS

CATEGORY	BAL	BUF	CIN	CLE	DEN	HOU	IND	JAX	KC	LAC	LV
POINTS ALLOWED	361	368	434	435	311	372	427	435	326	301	434
OPP FIRST DOWNS	330	356	361	303	327	313	343	389	328	311	323
Rushing	69	109	137	108	82	107	127	137	112	108	102
Passing	218	217	192	176	203	172	191	219	191	170	194
Penalty	43	30	32	19	42	34	25	33	25	33	27
OPP YARDS GAINED (tot)	5511	5806	5921	5816	5391	5355	6140	6629	5451	5514	5663
Avg per Game	324.2	341.5	348.3	342.1	317.1	315.0	361.2	389.9	320.7	324.4	333.1
OPP RUSHING (net)	1361	1963	2122	2205	1639	1938	2241	2254	1731	1997	1987
Avg per Game	80.1	115.5	124.8	129.7	96.4	114.0	131.8	132.6	101.8	117.5	116.9
Rushes	383	435	479	488	424	447	531	511	418	426	454
Yards per Rush	3.6	4.5	4.4	4.5	3.9	4.3	4.2	4.4	4.1	4.7	4.4
OPP PASSING (net)	4150	3843	3799	3611	3752	3417	3899	4375	3720	3517	3676
Avg per Game	244.1	226.1	223.5	212.4	220.7	201.0	229.4	257.4	218.8	206.9	216.2
Pass Attempts	625	578	573	511	606	554	545	580	569	565	561
Pass Completions	396	396	372	316	393	326	378	389	375	367	370
Completion Pct	63.4%	68.5%	64.9%	61.8%	64.9%	58.8%	69.4%	67.1%	65.9%	65.0%	66.0%
Yards Gained	4468	4100	4016	3878	4112	3753	4142	4605	3970	3762	3989
Sacked	54	39	36	41	63	49	36	34	39	46	38
Yards Lost	318	257	217	267	360	336	243	230	250	245	313
INTERCEPTED BY	12	16	15	4	15	19	16	6	13	15	10
Yards Returned	102	145	249	-2	430	275	105	41	102	173	130
Returned for TD	2	2	2	0	3	1	0	0	0	1	1
OPP PUNT RETURNS	21	23	26	40	29	25	32	28	25	28	26
Avg Return	7.8	9.3	8.8	13.3	8.7	4.8	12.7	9.0	10.1	9.6	11.3
Returned for TD	0	0	0	1	0	0	0	0	0	0	0
OPP KICKOFF RETURNS	28	25	20	25	22	42	13	10	26	26	24
Avg Return	28.4	30.8	24.5	28.0	27.5	26.8	34.8	27.4	28.5	28.6	24.8
Returned for TD	0	1	0	1	0	0	1	0	0	0	0
OPP TOUCHDOWNS	39	44	53	53	32	42	48	48	37	31	46
Rushing	12	13	20	22	10	11	18	19	13	7	14
Passing	27	28	30	26	22	31	27	29	24	24	29
Returns	0	3	3	5	0	0	3	0	0	0	3

2024 NATIONAL FOOTBALL LEAGUE

TEAM OFFENSIVE TOTALS

CATEGORY	MIA	NE	NYJ	PIT	TEN	ARI	ATL	CAR	CHI	DAL	DET
GAMES (W-L-T)	8-9-0	4-13-0	5-12-0	10-7-0	3-14-0	8-9-0	8-9-0	5-12-0	5-12-0	7-10-0	15-2-0
FIRST DOWNS	345	301	314	318	309	356	359	293	296	327	410
Rushing	90	101	83	122	112	136	133	99	97	98	144
Passing	221	167	201	158	164	191	198	168	172	192	242
Penalty	34	33	30	38	33	29	28	26	27	37	24
YDS GAINED (tot)	5532	4964	5275	5430	5172	6090	6287	5066	4820	5567	6962
Avg per Game	325.4	292.0	310.3	319.4	304.2	358.2	369.8	298.0	283.5	327.5	409.5
RUSHING (net)	1795	1969	1561	2166	1855	2451	2219	1878	1734	1705	2488
Avg per Game	105.6	115.8	91.8	127.4	109.1	144.2	130.5	110.5	102.0	100.3	146.4
Rushes	448	446	363	533	450	463	495	410	431	429	534
Yards per Rush	4.0	4.4	4.3	4.1	4.1	5.3	4.5	4.6	4.0	4.0	4.7
PASSING (net)	3737	2995	3714	3264	3317	3639	4068	3188	3086	3862	4474
Avg per Game	219.8	176.2	218.5	192.0	195.1	214.1	239.3	187.5	181.5	227.2	263.2
Attempts	591	529	607	499	530	543	559	547	566	637	551
Completions	413	342	385	321	336	374	364	341	353	398	399
Completion Pct	69.9%	64.7%	63.4%	64.3%	63.4%	68.9%	65.1%	62.3%	62.4%	62.5%	72.4%
Yards Gained	4036	3343	4016	3607	3621	3859	4283	3411	3552	4092	4718
Sacked	43	52	40	49	52	30	32	36	68	38	33
Yards Lost	299	348	302	343	304	220	215	223	466	230	244
Had Intercepted	10	11	11	6	21	11	19	15	7	14	12
Yards Opp Ret	176	120	229	88	295	138	274	234	60	213	55
Opp TDs on Int	1	1	2	2	4	1	1	1	0	1	0
PUNTS	57	70	63	68	75	54	47	74	82	62	45
Avg Yards	46.3	49.8	47.2	46.5	49.2	47.5	47.0	45.1	47.7	48.5	51.0
PUNT RETURNS	28	30	33	28	34	21	21	24	24	19	37
Avg Return	9.6	14.2	8.1	10.3	7.4	9.6	9.5	7.4	12.7	9.9	13.0
Returned for TD	0	0	0	1	0	0	0	0	1	1	1
KICKOFF RETURNS	26	26	29	25	40	25	30	42	27	34	15
Avg Return	29.0	25.5	30.3	23.0	27.0	28.4	26.4	25.2	28.4	32.1	31.4
Returned for TD	0	0	1	0	0	1	0	0	0	2	0
PENALTIES	114	111	137	102	132	92	99	118	110	128	107
Yards Penalized	926	916	1134	823	1030	806	828	947	867	922	988
FUMBLES BY	28	30	20	22	28	21	21	17	19	29	12
Fumbles Lost	11	12	8	11	13	9	5	7	9	14	3
Opp Fumbles	14	23	22	32	16	22	18	15	24	21	20
Opp Fumbles Lost	6	5	10	16	7	8	6	8	13	9	8
POSS. TIME (avg)	31:43	28:58	28:56	30:48	30:44	29:33	29:32	27:24	29:56	29:16	32:14
TOUCHDOWNS	34	30	40	37	33	42	43	40	36	33	70
Rushing	12	11	8	14	11	18	18	18	13	6	29
Passing	22	18	31	21	22	21	21	22	20	23	39
Returns	0	1	1	2	0	3	4	0	3	4	2
EXTRA POINT KICKS	26/28	25/26	28/31	35/35	28/28	36/37	38/38	33/35	25/26	30/30	64/67
2-PT CONVERSIONS	2/5	3/4	5/9	0/2	3/4	3/5	2/4	1/3	3/10	1/3	1/2
FIELD GOALS MADE/ATTEMPTED	37/41	26/33	20/28	41/44	25/27	34/38	29/41	22/26	21/25	40/47	26/29
POINTS SCORED	345	289	338	380	311	400	389	341	310	350	564

2024 NATIONAL FOOTBALL LEAGUE

TEAM DEFENSIVE TOTALS

CATEGORY	MIA	NE	NYJ	PIT	TEN	ARI	ATL	CAR	CHI	DAL	DET
POINTS ALLOWED	364	417	404	347	460	379	423	534	370	468	342
OPP FIRST DOWNS	314	348	347	324	314	344	347	417	326	342	331
Rushing	97	127	129	108	118	124	131	179	129	141	86
Passing	190	189	171	193	157	200	200	205	177	175	198
Penalty	27	32	47	23	39	20	16	33	20	26	47
OPP YARDS GAINED (tot)	5345	5829	5334	5556	5291	5823	5868	6877	6022	6039	5820
Avg per Game	314.4	342.9	313.8	326.8	311.2	342.5	345.2	404.5	354.2	355.2	342.4
OPP RUSHING (net)	1763	2233	2059	1678	2277	2149	2051	3057	2317	2331	1672
Avg per Game	103.7	131.4	121.1	98.7	133.9	126.4	120.7	179.8	136.3	137.1	98.4
Rushes	405	507	504	412	503	465	458	592	485	482	369
Yards per Rush	4.4	4.4	4.1	4.1	4.5	4.6	4.5	5.2	4.8	4.8	4.5
OPP PASSING (net)	3582	3596	3275	3878	3014	3674	3817	3820	3705	3708	4148
Avg per Game	210.7	211.5	192.7	228.1	177.3	216.1	224.5	224.7	217.9	218.1	244.0
Pass Attempts	572	533	521	582	473	539	578	530	503	512	610
Pass Completions	365	346	327	382	314	370	404	360	325	349	373
Completion Pct	63.8%	64.9%	62.8%	65.6%	66.4%	68.7%	69.9%	67.9%	64.6%	68.2%	61.2%
Yards Gained	3829	3749	3588	4151	3216	3930	4004	4043	3959	4045	4404
Sacked	35	28	43	40	32	41	31	32	40	52	37
Yards Lost	247	153	313	273	202	256	187	223	254	337	256
INTERCEPTED BY	10	7	7	17	11	9	12	9	11	13	16
Yards Returned	21	49	18	209	86	12	187	96	87	97	155
Returned for TD	0	0	0	0	0	0	3	0	1	1	1
OPP PUNT RETURNS	22	32	29	31	47	21	22	26	41	33	21
Avg Return	10.5	12.7	8.8	7.1	13.9	10.2	13.9	6.9	10.3	10.3	6.4
Returned for TD	0	1	0	0	1	0	0	0	0	0	0
OPP KICKOFF RETURNS	17	21	32	40	28	15	27	40	31	39	24
Avg Return	25.2	25.2	25.3	28.9	32.1	31.4	27.3	24.3	27.5	27.1	31.1
Returned for TD	0	0	0	0	0	0	0	0	0	0	0
OPP TOUCHDOWNS	36	47	42	39	55	40	47	61	37	55	37
Rushing	12	16	22	14	21	18	11	24	20	25	18
Passing	22	27	18	23	27	20	34	35	17	28	18
Returns	2	4	2	2	7	2	2	2	0	2	1

2024 NATIONAL FOOTBALL LEAGUE

TEAM OFFENSIVE TOTALS

CATEGORY	GB	LAR	MIN	NO	NYG	PHI	SEA	SF	TB	WAS	NFL/Avg
GAMES (W-L-T)	11-6-0	10-7-0	14-3-0	5-12-0	3-14-0	14-3-0	10-7-0	6-11-0	10-7-0	12-5-0	---
FIRST DOWNS	343	342	353	304	301	360	329	352	395	380	335.3
Rushing	142	119	100	111	104	164	88	120	137	154	115.1
Passing	171	192	210	167	170	168	211	204	224	192	190.8
Penalty	30	31	43	26	27	28	30	28	34	34	29.5
YDS GAINED (tot)	6303	5633	5898	5442	5011	6242	5647	6400	6793	6284	5736.3
Avg per Game	370.8	331.4	346.9	320.1	294.8	367.2	332.2	376.5	399.6	369.7	337.4
RUSHING (net)	2496	1765	1855	1954	1783	3048	1627	2163	2536	2619	2036.7
Avg per Game	146.8	103.8	109.1	114.9	104.9	179.3	95.7	127.2	149.2	154.1	119.8
Rushes	526	450	457	444	424	621	383	457	483	526	459.0
Yards per Rush	4.8	3.9	4.1	4.4	4.2	4.9	4.3	4.7	5.3	5.0	4.4
PASSING (net)	3807	3868	4043	3488	3228	3194	4020	4237	4257	3665	3699.7
Avg per Game	223.9	227.5	237.8	205.2	189.9	187.9	236.5	249.2	250.4	215.6	217.6
Attempts	479	559	548	551	591	448	593	533	571	525	556.6
Completions	308	367	364	340	366	303	413	349	408	365	363.4
Completion Pct	64.3%	65.7%	66.4%	61.7%	61.9%	67.6%	69.7%	65.5%	71.5%	69.5%	65.3%
Yards Gained	3939	4096	4379	3730	3521	3517	4379	4424	4505	3932	3969.5
Sacked	22	31	49	37	48	45	54	36	40	50	41.1
Yards Lost	132	228	336	242	293	323	359	187	248	267	269.8
Had Intercepted	11	9	12	12	13	6	16	16	16	9	12.1
Yards Opp Ret	128	75	93	79	201	57	212	107	169	70	135.7
Opp TDs on Int	2	0	0	1	4	0	1	0	0	0	0.9
PUNTS	56	63	57	75	77	55	76	47	50	50	63.9
Avg Yards	46.1	44.6	45.7	44.0	44.6	47.9	49.4	44.2	43.7	46.9	47.3
PUNT RETURNS	19	18	24	24	30	28	25	32	21	25	27.3
Avg Return	8.3	8.9	6.8	12.5	7.6	9.2	7.4	9.2	7.6	10.4	9.9
Returned for TD	0	0	0	1	0	0	0	0	0	0	0.2
KICKOFF RETURNS	20	29	14	37	36	33	38	31	31	37	28.8
Avg Return	28.2	27.4	24.4	27.0	28.3	26.5	28.0	28.5	26.3	29.2	27.6
Returned for TD	0	0	0	0	1	0	1	0	0	0	0.2
PENALTIES	112	91	110	110	112	103	119	111	108	111	109.6
Yards Penalized	836	798	845	1003	928	793	987	843	839	960	887.9
FUMBLES BY	18	13	17	16	22	19	21	26	26	20	19.8
Fumbles Lost	8	5	9	7	10	9	8	11	7	7	8.5
Opp Fumbles	26	14	18	14	21	30	21	20	26	22	19.8
Opp Fumbles Lost	14	7	9	3	10	13	5	6	11	10	8.5
POSS. TIME (avg)	30:35	29:17	30:21	28:08	30:10	32:23	28:54	30:29	32:00	30:42	30:00
TOUCHDOWNS	52	41	47	37	30	54	43	42	59	55	43.3
Rushing	23	15	9	15	13	29	17	17	16	25	16.0
Passing	28	22	35	21	15	24	21	23	41	29	25.3
Returns	1	4	3	1	2	1	5	2	2	1	2.1
EXTRA POINT KICKS	46/46	32/36	45/46	31/33	22/23	47/48	37/40	38/40	54/56	45/47	95.8%
2-PT CONVERSIONS	3/6	0/4	0/1	1/4	1/7	3/6	0/3	0/2	1/3	4/6	40.7%
FIELD GOALS MADE/ATTEMPTED	32/38	29/34	35/42	27/31	23/28	28/36	26/30	33/43	30/32	34/42	84.0%
POINTS SCORED	460	367	432	338	273	463	375	389	502	485	389.5

2024 NATIONAL FOOTBALL LEAGUE

TEAM DEFENSIVE TOTALS

CATEGORY	GB	LAR	MIN	NO	NYG	PHI	SEA	SF	TB	WAS	NFL/Avg
POINTS ALLOWED	338	386	332	398	415	303	368	436	385	391	389.5
OPP FIRST DOWNS	327	342	325	354	331	293	329	321	336	335	335.3
Rushing	104	117	83	133	129	108	107	118	94	122	115.1
Passing	200	196	218	194	177	160	193	181	212	175	190.8
Penalty	23	29	24	27	25	25	29	22	30	38	29.5
OPP YARDS GAINED (tot)	5347	6003	5705	6459	5896	4732	5656	5396	5810	5558	5736.3
Avg per Game	314.5	353.1	335.6	379.9	346.8	278.4	332.7	317.4	341.8	326.9	337.4
OPP RUSHING (net)	1689	2210	1588	2404	2316	1771	2053	2118	1663	2337	2036.7
Avg per Game	99.4	130.0	93.4	141.4	136.2	104.2	120.8	124.6	97.8	137.5	119.8
Rushes	426	477	392	489	503	416	451	476	389	490	459.0
Yards per Rush	4.0	4.6	4.1	4.9	4.6	4.3	4.6	4.5	4.3	4.8	4.4
OPP PASSING (net)	3658	3793	4117	4055	3580	2961	3603	3278	4147	3221	3699.7
Avg per Game	215.2	223.1	242.2	238.5	210.6	174.2	211.9	192.8	243.9	189.5	217.6
Pass Attempts	565	542	637	591	503	542	569	516	630	496	556.6
Pass Completions	381	354	415	366	349	337	371	338	418	307	363.4
Completion Pct	67.4%	65.3%	65.2%	61.9%	69.4%	62.2%	65.2%	65.5%	66.4%	61.9%	65.3%
Yards Gained	3959	4101	4459	4295	3869	3266	3930	3476	4464	3492	3969.5
Sacked	45	38	49	39	45	41	45	37	46	43	41.1
Yards Lost	301	308	342	240	289	305	327	198	317	271	269.8
INTERCEPTED BY	17	13	24	14	5	13	13	11	7	7	12.1
Yards Returned	288	145	140	169	52	166	268	167	28	153	135.7
Returned for TD	1	2	2	0	0	1	2	1	0	1	0.9
OPP PUNT RETURNS	20	24	28	28	26	24	31	19	21	24	27.3
Avg Return	11.5	8.8	6.8	7.6	10.5	7.5	9.2	13.7	13.0	6.2	9.9
Returned for TD	1	0	0	0	1	0	0	0	1	0	0.2
OPP KICKOFF RETURNS	49	13	14	57	16	29	40	31	23	73	28.8
Avg Return	27.0	29.3	28.5	26.0	28.9	28.6	27.9	28.6	27.2	26.5	27.6
Returned for TD	0	0	0	0	0	0	1	1	0	2	0.2
OPP TOUCHDOWNS	39	43	37	43	47	33	40	50	41	45	43.3
Rushing	13	13	12	20	18	9	11	24	13	18	16.0
Passing	23	29	24	19	23	22	26	25	27	25	25.3
Returns	3	1	1	4	6	2	3	1	1	2	2.1

2024 NATIONAL FOOTBALL LEAGUE

2024 NATIONAL FOOTBALL LEAGUE

AFC TEAM RANKINGS

TEAM	OFFENSE			DEFENSE		
	TOTAL	RUSH	PASS	TOTAL	RUSH	PASS
BAL	*1	*1	2	7	*1	15
BUF	3	3	3	11	7	12
CIN	2	14	*1	14	11	11
CLE	15	13	11	12	12	7
DEN	7	7	9	5	2	10
HOU	9	6	10	4	6	3
IND	4	2	13	15	14	14
JAX	12	12	12	16	15	16
KC	5	11	5	6	4	9
LAC	8	8	8	8	9	4
LV	14	16	4	10	8	8
MIA	6	10	6	3	5	5
NE	16	5	16	13	13	6
NYJ	11	15	7	2	10	2
PIT	10	4	15	9	3	13
TEN	13	9	14	1	16	1

NFC TEAM RANKINGS

TEAM	OFFENSE			DEFENSE		
	Total	Rush	Pass	Total	Rush	Pass
ARI	8	6	11	9	9	7
ATL	5	7	4	10	6	11
CAR	14	10	15	16	16	12
CHI	16	14	16	13	12	8
DAL	12	15	8	14	13	9
DET	1	5	1	8	3	16
GB	4	4	9	2	4	6
LAR	11	13	7	12	10	10
MIN	9	11	5	6	1	14
NO	13	9	12	15	15	13
NYG	15	12	13	11	11	4
PHI	7	1	14	*1	5	*1
SEA	10	16	6	5	7	5
SF	3	8	3	3	8	3
TB	2	3	2	7	2	15
WAS	6	2	10	4	14	2

t = Tied for position

* = League Leader

2024 NATIONAL FOOTBALL LEAGUE

NFL TEAM RANKINGS

TEAM	OFFENSE			DEFENSE		
	TOTAL	RUSH	PASS	TOTAL	RUSH	PASS
ARI	11	7	18	21	20	14
ATL	6	10	5	23	15	22
BAL	*1	*1	7	10	*1	31
BUF	10	9	9	17	12	24
CAR	29	18	30	32	32	23
CHI	32	25	31	27	28	16
CIN	9	30	*1	25	19	21
CLE	28	29	22	19	21	12
DAL	17	27	11	28	29	17
DEN	19	16	20	7	3	19
DET	2	6	2	20	5	30
GB	5	5	12	5	7	13
HOU	22	15	21	6	11	6
IND	13	8	25	29	24	26
JAX	25	26	24	31	25	32
KC	16	22	14	9	8	18
LAC	20	17	19	11	14	7
LAR	15	24	10	26	22	20
LV	27	32	13	15	13	15
MIA	18	21	15	4	9	9
MIN	12	19t	6	16	2	28
NE	31	13	32	22	23	10
NO	21	14	23	30	31	27
NYG	30	23	28	24	27	8
NYJ	24	31	16	3	17	4
PHI	8	2	29	*1	10	*1
PIT	23	11	27	12	6	25
SEA	14	28	8	14	16	11
SF	4	12	4	8	18	5
TB	3	4	3	18	4	29
TEN	26	19t	26	2	26	2
WAS	7	3	17	13	30	3

t = Tied for position

* = League Leader

2024 NATIONAL FOOTBALL LEAGUE

AFC TEAM OFFENSE RANK

TEAM	(A)	(B)	(C)	(D)	(E)	(F)	(G)	(H)	(I)	(J)	(K)	(L)	(M)	(N)	(O)	(P)	(Q)
BAL	1	1	1	1	2	1	2	3	1	2	11	11	10	14	12	2	14
BUF	3	2	3	3	3	2	3	1	3	4	1	5	12	16	15	1	11
CIN	2	3	14	8	1	3	5	9	2	3	12	16	5	7	3	3	13
CLE	15	16	13	11	11	16	14	16	14	16	9	7	15	5	10	16	16
DEN	7	7	7	9	9	6	10t	2	8t	6	3	1	7	11	6	4	5
HOU	9	9	6	5	10	13	10t	12	13	11	5	13	2	9	2	9	8
IND	4	4	2	2	13	5	15	5	8t	9	6	9	4	2	4	8	10
JAX	12	6	12	7	12	7	13	4	16	12	10	4	13	3	1	12	2
KC	5	11	11	15	5	9	8	7	4	1	2	8	9	8	8	6	7
LAC	8	5	8	12	8	4	1	11	7	5	4	3	8	12	7	5	3
LV	14	14	16	16	4	14	12	10	11	15	8	10	3	4	5	14	9
MIA	6	10	10	14	6	10	6	8	5	13	13	12	6	15	14	10	6
NE	16	15	5	4	16	15	9	15	15	14	7	2	14	1	11	15	12
NYJ	11	8	15	6	7	11	7	6	10	7	14	14	1	10	13	11	15
PIT	10	12	4	13	15	8	4	14	6	8	16	6	16	13	9	7	1
TEN	13	13	9	10	14	12	16	13	12	10	15	15	11	6	16	13	4

AFC TEAM DEFENSE RANK

TEAM	(A)	(B)	(C)	(D)	(E)	(F)	(G)	(H)	(I)	(J)	(K)	(L)	(M)	(N)	(O)	(P)	(Q)	(R)	(S)
BAL	7	4	1	1	15	7	10	3	10	9	1	3	10	4	13	5	12t	1t	1
BUF	11	13	7	13	12	10	4	11	14	15	7	8	14	10	5	7	6	1t	2
CIN	14	11	11	12	11	12	6	13	15	11	10	5	1	13	14	12t	8	6	3
CLE	12	15	12	14	7	14	16	6	1	5	2	15	9	8	4	14t	1	16	14
DEN	5	1	2	2	10	1	7	1	8	6	8	4	8	14	7	2	12t	3	5
HOU	4	3	6	7	3	2	1	2	3	4	12	1	6	15	15	8	16	8	7
IND	15	14	14	6	14	15	2	12	11	16	5t	13	16	7	8	11	5	10	12
JAX	16	16	15	11	16	16	15	15	16	12	9	7	7	11	9	14t	9	12	16
KC	6	7	4	5	9	8	9	8	9	13t	4	10	11	9	10	3	3	5	6
LAC	8	8	9	16	4	3	5	5	2	2	11	9	12	16	16	1	2	4	8
LV	10	10	8	9	8	9	11	9	6	8	15t	12	2	2	2	12t	14	13	13
MIA	3	6	5	8	5	5	12	14	4t	3	3	11	4	12	11	6	10t	9	4
NE	13	12	13	10	6	13	14	16	13	13t	5t	14	3	1	1	10	10t	14	15
NYJ	2	2	10	4	2	4	13	4	12	7	14	6	5	3	6	9	15	11	9
PIT	9	9	3	3	13	11	3	7	7	1	13	2	13	5	3	4	4	7	11
TEN	1	5	16	15	1	6	8	10	4t	10	15t	16	15	6	12	16	7	15	10

- | | | | |
|-----|----------------------------------|-----|--|
| (A) | Total Yards per Game | (K) | Fourth Down Efficiency |
| (B) | Total Yards per Play | (L) | Punt Return Average |
| (C) | Rushing Yards per Game | (M) | Kickoff Return Average |
| (D) | Rushing Yards per Attempt | (N) | Gross Punting Average |
| (E) | Passing Net Yards per Game | (O) | Net Punting Average |
| (F) | Passing Net Yards per Play | (P) | Points per Game |
| (G) | Passing, Percent Had Intercepted | (Q) | Field Goal Percentage |
| (H) | Sacks per Pass Play | (R) | Points per Game Differential (combined offense/defense) |
| (I) | First Downs per Game | (S) | Net Yards per Game Differential (combined offense/defense) |
| (J) | Third Down Efficiency | | |

2024 NATIONAL FOOTBALL LEAGUE

NFC TEAM OFFENSE RANK

TEAM	(A)	(B)	(C)	(D)	(E)	(F)	(G)	(H)	(I)	(J)	(K)	(L)	(M)	(N)	(O)	(P)	(Q)
ARI	8	5	6	1	11	10	5	2	6	4	15	6	6	6	4	7	3
ATL	5	6	7	9	4	5	16	4	5	9	3	7	13	7	14	8t	16
CAR	14	13	10	8	15	14	13	7	16	13	13	15	15	11	7	13	8
CHI	16	16	14	14	16	16	1	16	15	16	7	2	5	5	8	15	10
DAL	12	14	15	15	8	13	9	5	12	11	16	5	1	3	6	12	7
DET	1	2	5	7	1	1	6t	6	1	2	4t	1	2	1	1	1	2
GB	4	4	4	5	9	2	11	1	9	8	11t	11	8	9	13	5	9
LAR	11	11	13	16	7	7	3	3	10	12	4t	10	10	13	9	11	6
MIN	9	9	11	13	5	6	8	12	7	7	14	16	16	10	10	6	11
NO	13	12	9	10	12	12	6t	8	13	15	8	3	11	15	11	14	4
NYG	15	15	12	12	13	15	10	11	14	14	9	12	7	12	12	16	12
PHI	7	8	1	4	14	8	2	15	4	6	2	9	12	4	5	4	14
SEA	10	10	16	11	6	11	12	13	11	10	10	14	9	2	2	10	5
SF	3	1	8	6	3	3	15	9	8	5	11t	8	4	14	15	8t	15
TB	2	3	3	2	2	4	14	10	2	1	6	13	14	16	16	2	1
WAS	6	7	2	3	10	9	4	14	3	3	1	4	3	8	3	3	13

NFC TEAM DEFENSE RANK

TEAM	(A)	(B)	(C)	(D)	(E)	(F)	(G)	(H)	(I)	(J)	(K)	(L)	(M)	(N)	(O)	(P)	(Q)	(R)	(S)
ARI	9	9	9	10	7	9	13	8	13	14	9	9	16	14	14	7	12	7	8
ATL	10	8	6	6	11	8	11	16	14	15	7	16	7	3	2	13	16	10	7
CAR	16	16	16	16	12	15	12	15	16	16	10t	4	1	5	7	16	10	16	16
CHI	13	15	12	13	8	16	9	5	4	7	3	10	8	10	4	6	11	12t	15
DAL	14	14	13	14	9	14	4	1	11t	4	16	11	5	7	6	15	14	14	12
DET	8	12	3	7	16	10	3	14	7t	1	2	2	15	15	5	4	6t	1	2
GB	2	2	4	1	6	5	2	4	5	6	10t	13	4	12	13	3	8	3	5
LAR	12	11	10	11	10	13	5t	12	11t	11	6	7	14	9	10	9	13	9	11
MIN	6	4	1	2	14	6	1	7	3	3	1	3	10	13	15	2	2	5	9
NO	15	13	15	15	13	11	7	13	15	12	5	6	2	1	1	11	5	12t	14
NYG	11	10	11	9	4	12	16	2	7t	10	8	12	13	11	9	12	4	15	13
PHI	1	1	5	3	1	1	5t	9	1	2	12t	5	11	4	8	1	3	2	1
SEA	5	5	7	8	5	2	8	6	6	5	4	8	9	6	12	5	9	8	10
SF	3	3	8	5	3	3	10	11	2	13	14	15	12	16	16	14	15	11	3
TB	7	7	2	4	15	7	15	10	10	8	12t	14	6	2	3	8	1	4	4
WAS	4	6	14	12	2	4	14	3	9	9	15	1	3	8	11	10	6t	6	6

- (A) Total Yards per Game
- (B) Total Yards per Play
- (C) Rushing Yards per Game
- (D) Rushing Yards per Attempt
- (E) Passing Net Yards per Game
- (F) Passing Net Yards per Play
- (G) Passing, Percent Had Intercepted
- (H) Sacks per Pass Play
- (I) First Downs per Game
- (J) Third Down Efficiency

- (K) Fourth Down Efficiency
- (L) Punt Return Average
- (M) Kickoff Return Average
- (N) Gross Punting Average
- (O) Net Punting Average
- (P) Points per Game
- (Q) Field Goal Percentage
- (R) Points per Game Differential (combined offense/defense)
- (S) Net Yards per Game Differential (combined offense/defense)

2024 NATIONAL FOOTBALL LEAGUE

NFL TEAM OFFENSE RANK

TEAM	(A)	(B)	(C)	(D)	(E)	(F)	(G)	(H)	(I)	(J)	(K)	(L)	(M)	(N)	(O)	(P)	(Q)
BAL	1	1	1	1	7	1	2	4	3	3	20	16	20	22	20	3	29
BUF	10	6	9	11	9	5	3	1	6t	7	2	8	26	25	28	2	22
CIN	9	9	30	20	1	9	7	19	5	5	21t	31	8	9	6	6	28
CLE	28	31	29	23	22	32	30	30	27	32	17	11	30	7	17	32	32
DEN	19	19	16	21	20	17	15t	2	20t	13	5	1	16	19	10	10	6
HOU	22	21	15	15	21	26	15t	25	25	20	11	24	4	15	3	19	13
IND	13	14	8	8	25	16	31	11	20t	18	12	14	6	3	8	17	20
JAX	25	18	26	19	24	18	26	8	30	22	19	7	27	5	2	26	3
KC	16	23	22	29	14	21	12	16	12	2	3	12	19	10	15	15	12
LAC	20	15	17	24	19	11	1	22	19	11	10	6	17	20	14	11	4
LV	27	28	32	32	13	27	23	20	23	30	15	15	5	6	9	29	16
MIA	18	22	21	28	15	22	9	18	13	25	25	18	9	23	24	22	7
NE	31	29	13	13	32	29	14	29	28t	29	14	2	28	2	18	30	25
NYJ	24	20	31	16	16	23	11	13	22	14	29	25	3	16	21	24t	30
PIT	23	26	11	25	27	19	4	28	18	15t	31	10	32	21	16	16	2
TEN	26	27	19t	22	26	25	32	27	24	19	30	28	22	8	30	27	5
ARI	11	7	7	2	18	14	13	5	9	8	28	17	12	14	7	12	9
ATL	6	8	10	12	5	7	29	7	8	17	6	19	24	17	29	13t	31
CAR	29	24	18	10	30	28	25	12	32	26	26	30	29	27	13	23	17
CHI	32	32	25	27	31	31	5	32	31	31	13	4	11	13	19	28	19
DAL	17	25	27	30	11	24	20	9	17	23	32	13	1	11	12	21	15
DET	2	3	6	9	2	2	17t	10	1	4	7t	3	2	1	1	1	8
GB	5	5	5	6	12	3	22	3	14	15t	23t	23	14	24	27	8	18
LAR	15	16	24	31	10	10	8	6	15	24	7t	22	18	29	22	20	14
MIN	12	12	19t	26	6	8	19	23	10	12	27	32	31	26	23	9	21
NO	21	17	14	14	23	20	17t	14	26	28	16	5	21	31	25	24t	10
NYG	30	30	23	18	28	30	21	21	28t	27	18	26	13	28	26	31	23
PHI	8	11	2	5	29	12	6	31	6t	10	4	21	23	12	11	7	26
SEA	14	13	28	17	8	15	24	24	16	21	21t	29	15	4	4	18	11
SF	4	2	12	7	4	4	28	15	11	9	23t	20	10	30	31	13t	27
TB	3	4	4	3	3	6	27	17	2	1	9	27	25	32	32	4	1
WAS	7	10	3	4	17	13	10	26	4	6	1	9	7	18	5	5	24

- (A) Total Yards per Game
- (B) Total Yards per Play
- (C) Rushing Yards per Game
- (D) Rushing Yards per Attempt
- (E) Passing Net Yards per Game
- (F) Passing Net Yards per Play
- (G) Passing, Percent Had Intercepted
- (H) Sacks per Pass Play
- (I) First Downs per Game

- (J) Third Down Efficiency
- (K) Fourth Down Efficiency
- (L) Punt Return Average
- (M) Kickoff Return Average
- (N) Gross Punting Average
- (O) Net Punting Average
- (P) Points per Game
- (Q) Field Goal Percentage

2024 NATIONAL FOOTBALL LEAGUE

NFL TEAM DEFENSE RANK

TEAM	(A)	(B)	(C)	(D)	(E)	(F)	(G)	(H)	(I)	(J)	(K)	(L)	(M)	(N)	(O)	(P)	(Q)	(R)	(S)
BAL	10	6	1	1	31	13	21	6	16	18	3	9	19	15	24	9	22t	3t	1
BUF	17	21	12	19	24	17	6	23	29	29	13	16	28	22	9	11t	11t	3t	9
CIN	25	17	19	16	21	19	9	26	30	23	19	11	2	26	29	25t	15	12	10
CLE	19	24	21	20	12	27	32	9	2	8	4	29	18	20	8	27t	1	31	26
DEN	7	2	3	2	19	2	11	1	12t	11	14	10	15	27	14	3	22t	7	14
HOU	6	4	11	11	6	3	2	4	4	7	25t	1	9	29	31	14	29	16	16
IND	29	22	24	8	26	29	4	24	23	30	10t	26	32	19	15	24	10	21	23
JAX	31	31	25	15	32	32	30	30	31	25	17t	14	14	23	17	27t	16	25	31
KC	9	12	8	7	18	14	16t	20	14	26t	9	18	20t	21	18	4	5	11	15
LAC	11	13	14	27	7	4	7	8	3	5	22	17	23	31	32	1	3	8	17
LV	15	15	13	13	15	16	22	21	8	17	31t	24	3	8	5	25t	24t	27	25
MIA	4	9	9	12	9	7	23	27	5t	6	6t	22	5	24	19	10	19t	17t	13
NE	22	19	23	14	10	22	28	32	27	26t	10t	27	4	4	1	22	19t	28	27
NYJ	3	3	17	6	4	5	27	7	25t	16	30	13	6	9	11	20	27	24	19
PIT	12	14	6	5	25	18	5	19	9	2	29	6	25	16	6	8	9	13	21
TEN	2	8	26	21	2	9	15	22	5t	22	31t	32	31	17	21	30	14	30	20
ARI	21	23	20	25	14	21	25	14	24	28	17t	19	30	28	27	15	26	14	11
ATL	23	20	15	18	22	20	20	31	25t	31	15	31	13	3	3	23	32	19	8
CAR	32	32	32	32	23	30	24	29	32	32	20t	5	1	6	13	32	19t	32	32
CHI	27	30	28	29	16	31	18	11	11	13	5	20	16	13	7	13	24t	22t	30
DAL	28	29	29	30	17	28	10	2	21t	9	28	21	11	10	12	31	30	26	24
DET	20	27	5	22	30	23	8	28	17t	1	2	3	29	30	10	7	11t	1	3
GB	5	5	7	3	13	11	3	10	12t	12	20t	25	10	18	26	6	17	5	6
LAR	26	26	22	26	20	26	12t	18	21t	20	12	12	27	12	22	17	28	17t	22
MIN	16	10	2	4	28	12	1	13	10	4	1	4	20t	25	28	5	4	9	12
NO	30	28	31	31	27	24	14	25	28	21	8	8	7	1	2	19	8	22t	29
NYG	24	25	27	24	8	25	31	3	17t	19	16	23	26	14	20	21	7	29	28
PHI	1	1	10	9	1	1	12t	15	1	3	23t	7	22	5	16	2	6	2	2
SEA	14	11	16	23	11	6	16t	12	15	10	6t	15	17	7	25	11t	18	15	18
SF	8	7	18	17	5	8	19	17	7	24	25t	30	24	32	30	29	31	20	4
TB	18	18	4	10	29	15	29	16	20	14	23t	28	12	2	4	16	2	6	5
WAS	13	16	30	28	3	10	26	5	19	15	27	2	8	11	23	18	11t	10	7

- (A) Total Yards per Game
- (B) Total Yards per Play
- (C) Rushing Yards per Game
- (D) Rushing Yards per Attempt
- (E) Passing Net Yards per Game
- (F) Passing Net Yards per Play
- (G) Passing, Percent Had Intercepted
- (H) Sacks per Pass Play
- (I) First Downs per Game
- (J) Third Down Efficiency

- (K) Fourth Down Efficiency
- (L) Punt Return Average
- (M) Kickoff Return Average
- (N) Gross Punting Average
- (O) Net Punting Average
- (P) Points per Game
- (Q) Field Goal Percentage
- (R) Points per Game Differential (combined offense/defense)
- (S) Net Yards per Game Differential (combined offense/defense)

2024 NATIONAL FOOTBALL LEAGUE

AFC TOTAL OFFENSE

RANK	TEAM	TOTAL	RUSH	PASS	TOTAL/G	RUSH/G	PASS/G
1	Baltimore	7224	3189	4035	424.9	187.6	237.4
2	Cincinnati	6214	1574	4640	365.5	92.6	272.9
3	Buffalo	6105	2230	3875	359.1	131.2	227.9
4	Indianapolis	5692	2331	3361	334.8	137.1	197.7
5	Kansas City	5570	1790	3780	327.6	105.3	222.4
6	Miami	5532	1795	3737	325.4	105.6	219.8
7	Denver	5518	1908	3610	324.6	112.2	212.4
8	Los Angeles Chargers	5513	1882	3631	324.3	110.7	213.6
9	Houston	5435	1909	3526	319.7	112.3	207.4
10	Pittsburgh	5430	2166	3264	319.4	127.4	192.0
11	New York Jets	5275	1561	3714	310.3	91.8	218.5
12	Jacksonville	5206	1729	3477	306.2	101.7	204.5
13	Tennessee	5172	1855	3317	304.2	109.1	195.1
14	Las Vegas	5154	1357	3797	303.2	79.8	223.4
15	Cleveland	5114	1608	3506	300.8	94.6	206.2
16	New England	4964	1969	2995	292.0	115.8	176.2
	TOTALS	89118	30853	58265	327.6	113.4	214.2

AFC TOTAL DEFENSE

RANK	TEAM	TOTAL	RUSH	PASS	TOTAL/G	RUSH/G	PASS/G
1	Tennessee	5291	2277	3014	311.2	133.9	177.3
2	New York Jets	5334	2059	3275	313.8	121.1	192.6
3	Miami	5345	1763	3582	314.4	103.7	210.7
4	Houston	5355	1938	3417	315.0	114.0	201.0
5	Denver	5391	1639	3752	317.1	96.4	220.7
6	Kansas City	5451	1731	3720	320.6	101.8	218.8
7	Baltimore	5511	1361	4150	324.2	80.1	244.1
8	Los Angeles Chargers	5514	1997	3517	324.4	117.5	206.9
9	Pittsburgh	5556	1678	3878	326.8	98.7	228.1
10	Las Vegas	5663	1987	3676	333.1	116.9	216.2
11	Buffalo	5806	1963	3843	341.5	115.5	226.1
12	Cleveland	5816	2205	3611	342.1	129.7	212.4
13	New England	5829	2233	3596	342.9	131.4	211.5
14	Cincinnati	5921	2122	3799	348.3	124.8	223.5
15	Indianapolis	6140	2241	3899	361.2	131.8	229.4
16	Jacksonville	6629	2254	4375	389.9	132.6	257.4
	TOTALS	90552	31448	59104	332.9	115.6	217.3

2024 NATIONAL FOOTBALL LEAGUE

NFC TOTAL OFFENSE

RANK	TEAM	TOTAL	RUSH	PASS	TOTAL/G	RUSH/G	PASS/G
1	Detroit	6962	2488	4474	409.5	146.4	263.2
2	Tampa Bay	6793	2536	4257	399.6	149.2	250.4
3	San Francisco	6400	2163	4237	376.5	127.2	249.2
4	Green Bay	6303	2496	3807	370.8	146.8	223.9
5	Atlanta	6287	2219	4068	369.8	130.5	239.3
6	Washington	6284	2619	3665	369.6	154.1	215.6
7	Philadelphia	6242	3048	3194	367.2	179.3	187.9
8	Arizona	6090	2451	3639	358.2	144.2	214.1
9	Minnesota	5898	1855	4043	346.9	109.1	237.8
10	Seattle	5647	1627	4020	332.2	95.7	236.5
11	Los Angeles Rams	5633	1765	3868	331.4	103.8	227.5
12	Dallas	5567	1705	3862	327.5	100.3	227.2
13	New Orleans	5442	1954	3488	320.1	114.9	205.2
14	Carolina	5066	1878	3188	298.0	110.5	187.5
15	New York Giants	5011	1783	3228	294.8	104.9	189.9
16	Chicago	4820	1734	3086	283.5	102.0	181.5
	TOTALS	94445	34321	60124	347.2	126.2	221.0

NFC TOTAL DEFENSE

RANK	TEAM	TOTAL	RUSH	PASS	TOTAL/G	RUSH/G	PASS/G
1	Philadelphia	4732	1771	2961	278.4	104.2	174.2
2	Green Bay	5347	1689	3658	314.5	99.4	215.2
3	San Francisco	5396	2118	3278	317.4	124.6	192.8
4	Washington	5558	2337	3221	326.9	137.5	189.5
5	Seattle	5656	2053	3603	332.7	120.8	211.9
6	Minnesota	5705	1588	4117	335.6	93.4	242.2
7	Tampa Bay	5810	1663	4147	341.8	97.8	243.9
8	Detroit	5820	1672	4148	342.4	98.4	244.0
9	Arizona	5823	2149	3674	342.5	126.4	216.1
10	Atlanta	5868	2051	3817	345.2	120.6	224.5
11	New York Giants	5896	2316	3580	346.8	136.2	210.6
12	Los Angeles Rams	6003	2210	3793	353.1	130.0	223.1
13	Chicago	6022	2317	3705	354.2	136.3	217.9
14	Dallas	6039	2331	3708	355.2	137.1	218.1
15	New Orleans	6459	2404	4055	379.9	141.4	238.5
16	Carolina	6877	3057	3820	404.5	179.8	224.7
	TOTALS	93011	33726	59285	342.0	124.0	218.0

2024 NATIONAL FOOTBALL LEAGUE

NFL TOTAL OFFENSE

RANK	TEAM	TOTAL	RUSH	PASS	TOTAL/G	RUSH/G	PASS/G
1	Baltimore	7224	3189	4035	424.9	187.6	237.4
2	Detroit	6962	2488	4474	409.5	146.4	263.2
3	Tampa Bay	6793	2536	4257	399.6	149.2	250.4
4	San Francisco	6400	2163	4237	376.5	127.2	249.2
5	Green Bay	6303	2496	3807	370.8	146.8	223.9
6	Atlanta	6287	2219	4068	369.8	130.5	239.3
7	Washington	6284	2619	3665	369.6	154.1	215.6
8	Philadelphia	6242	3048	3194	367.2	179.3	187.9
9	Cincinnati	6214	1574	4640	365.5	92.6	272.9
10	Buffalo	6105	2230	3875	359.1	131.2	227.9
11	Arizona	6090	2451	3639	358.2	144.2	214.1
12	Minnesota	5898	1855	4043	346.9	109.1	237.8
13	Indianapolis	5692	2331	3361	334.8	137.1	197.7
14	Seattle	5647	1627	4020	332.2	95.7	236.5
15	Los Angeles Rams	5633	1765	3868	331.4	103.8	227.5
16	Kansas City	5570	1790	3780	327.6	105.3	222.4
17	Dallas	5567	1705	3862	327.5	100.3	227.2
18	Miami	5532	1795	3737	325.4	105.6	219.8
19	Denver	5518	1908	3610	324.6	112.2	212.4
20	Los Angeles Chargers	5513	1882	3631	324.3	110.7	213.6
21	New Orleans	5442	1954	3488	320.1	114.9	205.2
22	Houston	5435	1909	3526	319.7	112.3	207.4
23	Pittsburgh	5430	2166	3264	319.4	127.4	192.0
24	New York Jets	5275	1561	3714	310.3	91.8	218.5
25	Jacksonville	5206	1729	3477	306.2	101.7	204.5
26	Tennessee	5172	1855	3317	304.2	109.1	195.1
27	Las Vegas	5154	1357	3797	303.2	79.8	223.4
28	Cleveland	5114	1608	3506	300.8	94.6	206.2
29	Carolina	5066	1878	3188	298.0	110.5	187.5
30	New York Giants	5011	1783	3228	294.8	104.9	189.9
31	New England	4964	1969	2995	292.0	115.8	176.2
32	Chicago	4820	1734	3086	283.5	102.0	181.5
	TOTALS	183563	65174	118389	337.4	119.8	217.6

2024 NATIONAL FOOTBALL LEAGUE

NFL TOTAL DEFENSE

RANK	TEAM	TOTAL	RUSH	PASS	TOTAL/G	RUSH/G	PASS/G
1	Philadelphia	4732	1771	2961	278.4	104.2	174.2
2	Tennessee	5291	2277	3014	311.2	133.9	177.3
3	New York Jets	5334	2059	3275	313.8	121.1	192.6
4	Miami	5345	1763	3582	314.4	103.7	210.7
5	Green Bay	5347	1689	3658	314.5	99.4	215.2
6	Houston	5355	1938	3417	315.0	114.0	201.0
7	Denver	5391	1639	3752	317.1	96.4	220.7
8	San Francisco	5396	2118	3278	317.4	124.6	192.8
9	Kansas City	5451	1731	3720	320.6	101.8	218.8
10	Baltimore	5511	1361	4150	324.2	80.1	244.1
11	Los Angeles Chargers	5514	1997	3517	324.4	117.5	206.9
12	Pittsburgh	5556	1678	3878	326.8	98.7	228.1
13	Washington	5558	2337	3221	326.9	137.5	189.5
14	Seattle	5656	2053	3603	332.7	120.8	211.9
15	Las Vegas	5663	1987	3676	333.1	116.9	216.2
16	Minnesota	5705	1588	4117	335.6	93.4	242.2
17	Buffalo	5806	1963	3843	341.5	115.5	226.1
18	Tampa Bay	5810	1663	4147	341.8	97.8	243.9
19	Cleveland	5816	2205	3611	342.1	129.7	212.4
20	Detroit	5820	1672	4148	342.4	98.4	244.0
21	Arizona	5823	2149	3674	342.5	126.4	216.1
22	New England	5829	2233	3596	342.9	131.4	211.5
23	Atlanta	5868	2051	3817	345.2	120.6	224.5
24	New York Giants	5896	2316	3580	346.8	136.2	210.6
25	Cincinnati	5921	2122	3799	348.3	124.8	223.5
26	Los Angeles Rams	6003	2210	3793	353.1	130.0	223.1
27	Chicago	6022	2317	3705	354.2	136.3	217.9
28	Dallas	6039	2331	3708	355.2	137.1	218.1
29	Indianapolis	6140	2241	3899	361.2	131.8	229.4
30	New Orleans	6459	2404	4055	379.9	141.4	238.5
31	Jacksonville	6629	2254	4375	389.9	132.6	257.4
32	Carolina	6877	3057	3820	404.5	179.8	224.7
	TOTALS	183563	65174	118389	337.4	119.8	217.6

2024 NATIONAL FOOTBALL LEAGUE

2024 NATIONAL FOOTBALL LEAGUE

AFC TEAM TAKEAWAYS/GIVEAWAYS

RANK	TEAM	TAKEAWAYS			GIVEAWAYS			NET DIFF
		INT	FUM	TOTAL	INT	FUM	TOTAL	
1	Buffalo	16	16	32	6	2	8	+24
2	Pittsburgh	17	16	33	6	11	17	+16
3	Los Angeles Chargers	15	6	21	3	6	9	+12
4	Houston	19	10	29	12	7	19	+10
5t	Baltimore	12	5	17	4	7	11	+6
5t	Denver	15	10	25	12	7	19	+6
5t	Kansas City	13	7	20	11	3	14	+6
8	Cincinnati	15	10	25	9	13	22	+3
9	New York Jets	7	10	17	11	8	19	-2
10	Indianapolis	16	9	25	19	10	29	-4
11	Miami	10	6	16	10	11	21	-5
12	New England	7	5	12	11	12	23	-11
13	Jacksonville	6	3	9	15	9	24	-15
14t	Las Vegas	10	3	13	16	13	29	-16
14t	Tennessee	11	7	18	21	13	34	-16
16	Cleveland	4	8	12	23	11	34	-22
	TOTALS	193	131	324	189	143	332	-8

NFC TEAM TAKEAWAYS/GIVEAWAYS

RANK	TEAM	TAKEAWAYS			GIVEAWAYS			NET DIFF
		INT	FUM	TOTAL	INT	FUM	TOTAL	
1t	Green Bay	17	14	31	11	8	19	+12
1t	Minnesota	24	9	33	12	9	21	+12
3	Philadelphia	13	13	26	6	9	15	+11
4	Detroit	16	8	24	12	3	15	+9
5	Chicago	11	13	24	7	9	16	+8
6	Los Angeles Rams	13	7	20	9	5	14	+6
7	Washington	7	10	17	9	7	16	+1
8	New Orleans	14	3	17	12	7	19	-2
9	Arizona	9	8	17	11	9	20	-3
10t	Carolina	9	8	17	15	7	22	-5
10t	Tampa Bay	7	11	18	16	7	23	-5
12t	Atlanta	12	6	18	19	5	24	-6
12t	Dallas	13	9	22	14	14	28	-6
12t	Seattle	13	5	18	16	8	24	-6
15	New York Giants	5	10	15	13	10	23	-8
16	San Francisco	11	6	17	16	11	27	-10
	TOTALS	194	140	334	198	128	326	+8

2024 NATIONAL FOOTBALL LEAGUE

NFL TEAM TAKEAWAYS/GIVEAWAYS

RANK	TEAM	TAKEAWAYS			GIVEAWAYS			NET DIFF
		INT	FUM	TOTAL	INT	FUM	TOTAL	
1	Buffalo	16	16	32	6	2	8	+24
2	Pittsburgh	17	16	33	6	11	17	+16
3t	Green Bay	17	14	31	11	8	19	+12
3t	Los Angeles Chargers	15	6	21	3	6	9	+12
3t	Minnesota	24	9	33	12	9	21	+12
6	Philadelphia	13	13	26	6	9	15	+11
7	Houston	19	10	29	12	7	19	+10
8	Detroit	16	8	24	12	3	15	+9
9	Chicago	11	13	24	7	9	16	+8
10t	Baltimore	12	5	17	4	7	11	+6
10t	Denver	15	10	25	12	7	19	+6
10t	Kansas City	13	7	20	11	3	14	+6
10t	Los Angeles Rams	13	7	20	9	5	14	+6
14	Cincinnati	15	10	25	9	13	22	+3
15	Washington	7	10	17	9	7	16	+1
16t	New Orleans	14	3	17	12	7	19	-2
16t	New York Jets	7	10	17	11	8	19	-2
18	Arizona	9	8	17	11	9	20	-3
19	Indianapolis	16	9	25	19	10	29	-4
20t	Carolina	9	8	17	15	7	22	-5
20t	Miami	10	6	16	10	11	21	-5
20t	Tampa Bay	7	11	18	16	7	23	-5
23t	Atlanta	12	6	18	19	5	24	-6
23t	Dallas	13	9	22	14	14	28	-6
23t	Seattle	13	5	18	16	8	24	-6
26	New York Giants	5	10	15	13	10	23	-8
27	San Francisco	11	6	17	16	11	27	-10
28	New England	7	5	12	11	12	23	-11
29	Jacksonville	6	3	9	15	9	24	-15
30t	Las Vegas	10	3	13	16	13	29	-16
30t	Tennessee	11	7	18	21	13	34	-16
32	Cleveland	4	8	12	23	11	34	-22
	TOTALS	387	271	658	387	271	658	0

2024 NATIONAL FOOTBALL LEAGUE

2024 NATIONAL FOOTBALL LEAGUE

AFC OFFENSE INSIDE THE 20

RANK	TEAM	DRIVES	PTS	TD	TD%	FG	SCORES	SCORE%
1	Baltimore	66	374	49	74.2%	11	60	90.9%
2	Buffalo	67	373	48	71.6%	14	62	92.5%
3	Cincinnati	61	320	39	63.9%	17	56	91.8%
4	Denver	56	285	35	62.5%	14	49	87.5%
5	Jacksonville	50	244	29	58.0%	14	43	86.0%
6	Miami	53	257	30	56.6%	17	47	88.7%
7	Los Angeles Chargers	50	255	28	56.0%	20	48	96.0%
8	New York Jets	55	257	30	54.5%	16	46	83.6%
9t	Indianapolis	52	255	28	53.8%	21	49	94.2%
9t	Kansas City	65	313	35	53.8%	24	59	90.8%
11	Tennessee	45	204	24	53.3%	12	36	80.0%
12	Houston	57	248	28	49.1%	18	46	80.7%
13	Las Vegas	45	203	22	48.9%	17	39	86.7%
14	Cleveland	37	150	18	48.6%	8	26	70.3%
15	Pittsburgh	56	251	27	48.2%	21	48	85.7%
16	New England	47	205	22	46.8%	17	39	83.0%
	TOTALS	862	4194	492	57.1%	261	753	87.4%

AFC DEFENSE INSIDE THE 20

RANK	TEAM	DRIVES	PTS	TD	TD%	FG	SCORES	SCORE%
1	Los Angeles Chargers	40	169	18	45.0%	15	33	82.5%
2	Denver	49	218	23	46.9%	19	42	85.7%
3	Miami	55	246	27	49.1%	19	46	83.6%
4	Kansas City	54	243	28	51.9%	17	45	83.3%
5	Baltimore	50	225	27	54.0%	13	40	80.0%
6	Pittsburgh	61	282	33	54.1%	18	51	83.6%
7	Buffalo	61	290	35	57.4%	15	50	82.0%
8	New York Jets	63	308	37	58.7%	18	55	87.3%
9	Jacksonville	59	295	35	59.3%	19	54	91.5%
10	Las Vegas	58	302	35	60.3%	20	55	94.8%
11	Indianapolis	61	302	37	60.7%	14	51	83.6%
12	Cleveland	53	258	33	62.3%	9	42	79.2%
13t	New England	57	297	36	63.2%	16	52	91.2%
13t	Tennessee	57	294	36	63.2%	15	51	89.5%
15	Houston	44	223	28	63.6%	10	38	86.4%
16	Cincinnati	53	287	36	67.9%	12	48	90.6%
	TOTALS	875	4239	504	57.6%	249	753	86.1%

2024 NATIONAL FOOTBALL LEAGUE

NFC OFFENSE INSIDE THE 20

RANK	TEAM	DRIVES	PTS	TD	TD%	FG	SCORES	SCORE%
1	Detroit	72	386	50	69.4%	13	63	87.5%
2	Tampa Bay	69	376	46	66.7%	19	65	94.2%
3	Washington	71	375	45	63.4%	20	65	91.5%
4	Chicago	37	186	23	62.2%	10	33	89.2%
5	Carolina	50	252	31	62.0%	13	44	88.0%
6	Green Bay	69	352	41	59.4%	21	62	89.9%
7	New Orleans	43	200	25	58.1%	10	35	81.4%
8	Philadelphia	68	335	39	57.4%	21	60	88.2%
9t	San Francisco	63	305	36	57.1%	19	55	87.3%
9t	Seattle	42	196	24	57.1%	10	34	81.0%
11	Arizona	57	281	32	56.1%	19	51	89.5%
12	Minnesota	61	291	34	55.7%	18	52	85.2%
13	Atlanta	53	249	29	54.7%	15	44	83.0%
14	Los Angeles Rams	63	285	33	52.4%	20	53	84.1%
15	Dallas	50	202	23	46.0%	14	37	74.0%
16	New York Giants	44	166	19	43.2%	12	31	70.5%
	TOTALS	912	4437	530	58.1%	254	784	86.0%

NFC DEFENSE INSIDE THE 20

RANK	TEAM	DRIVES	PTS	TD	TD%	FG	SCORES	SCORE%
1	Chicago	63	275	29	46.0%	25	54	85.7%
2t	Los Angeles Rams	56	245	28	50.0%	18	46	82.1%
2t	Philadelphia	48	212	24	50.0%	15	39	81.3%
4	Detroit	55	242	28	50.9%	16	44	80.0%
5t	Arizona	57	264	30	52.6%	18	48	84.2%
5t	Seattle	57	268	30	52.6%	20	50	87.7%
7	New York Giants	54	268	29	53.7%	22	51	94.4%
8	Tampa Bay	57	263	31	54.4%	16	47	82.5%
9	New Orleans	54	255	30	55.6%	16	46	85.2%
10	Minnesota	49	244	29	59.2%	13	42	85.7%
11	Green Bay	50	244	30	60.0%	12	42	84.0%
12	Washington	53	269	32	60.4%	17	49	92.5%
13	Atlanta	57	296	37	64.9%	13	50	87.7%
14	Carolina	76	407	50	65.8%	19	69	90.8%
15	San Francisco	57	316	39	68.4%	15	54	94.7%
16	Dallas	56	324	42	75.0%	11	53	94.6%
	TOTALS	899	4392	518	57.6%	266	784	87.2%

2024 NATIONAL FOOTBALL LEAGUE

NFL OFFENSE INSIDE THE 20

RANK	TEAM	DRIVES	PTS	TD	TD%	FG	SCORES	SCORE%
1	Baltimore	66	374	49	74.2%	11	60	90.9%
2	Buffalo	67	373	48	71.6%	14	62	92.5%
3	Detroit	72	386	50	69.4%	13	63	87.5%
4	Tampa Bay	69	376	46	66.7%	19	65	94.2%
5	Cincinnati	61	320	39	63.9%	17	56	91.8%
6	Washington	71	375	45	63.4%	20	65	91.5%
7	Denver	56	285	35	62.5%	14	49	87.5%
8	Chicago	37	186	23	62.2%	10	33	89.2%
9	Carolina	50	252	31	62.0%	13	44	88.0%
10	Green Bay	69	352	41	59.4%	21	62	89.9%
11	New Orleans	43	200	25	58.1%	10	35	81.4%
12	Jacksonville	50	244	29	58.0%	14	43	86.0%
13	Philadelphia	68	335	39	57.4%	21	60	88.2%
14t	San Francisco	63	305	36	57.1%	19	55	87.3%
14t	Seattle	42	196	24	57.1%	10	34	81.0%
16	Miami	53	257	30	56.6%	17	47	88.7%
17	Arizona	57	281	32	56.1%	19	51	89.5%
18	Los Angeles Chargers	50	255	28	56.0%	20	48	96.0%
19	Minnesota	61	291	34	55.7%	18	52	85.2%
20	Atlanta	53	249	29	54.7%	15	44	83.0%
21	New York Jets	55	257	30	54.5%	16	46	83.6%
22t	Indianapolis	52	255	28	53.8%	21	49	94.2%
22t	Kansas City	65	313	35	53.8%	24	59	90.8%
24	Tennessee	45	204	24	53.3%	12	36	80.0%
25	Los Angeles Rams	63	285	33	52.4%	20	53	84.1%
26	Houston	57	248	28	49.1%	18	46	80.7%
27	Las Vegas	45	203	22	48.9%	17	39	86.7%
28	Cleveland	37	150	18	48.6%	8	26	70.3%
29	Pittsburgh	56	251	27	48.2%	21	48	85.7%
30	New England	47	205	22	46.8%	17	39	83.0%
31	Dallas	50	202	23	46.0%	14	37	74.0%
32	New York Giants	44	166	19	43.2%	12	31	70.5%
	TOTALS	1774	8631	1022	57.6%	515	1537	86.6%

2024 NATIONAL FOOTBALL LEAGUE

NFL DEFENSE INSIDE THE 20

RANK	TEAM	DRIVES	PTS	TD	TD%	FG	SCORES	SCORE%
1	Los Angeles Chargers	40	169	18	45.0%	15	33	82.5%
2	Chicago	63	275	29	46.0%	25	54	85.7%
3	Denver	49	218	23	46.9%	19	42	85.7%
4	Miami	55	246	27	49.1%	19	46	83.6%
5t	Los Angeles Rams	56	245	28	50.0%	18	46	82.1%
5t	Philadelphia	48	212	24	50.0%	15	39	81.3%
7	Detroit	55	242	28	50.9%	16	44	80.0%
8	Kansas City	54	243	28	51.9%	17	45	83.3%
9t	Arizona	57	264	30	52.6%	18	48	84.2%
9t	Seattle	57	268	30	52.6%	20	50	87.7%
11	New York Giants	54	268	29	53.7%	22	51	94.4%
12	Baltimore	50	225	27	54.0%	13	40	80.0%
13	Pittsburgh	61	282	33	54.1%	18	51	83.6%
14	Tampa Bay	57	263	31	54.4%	16	47	82.5%
15	New Orleans	54	255	30	55.6%	16	46	85.2%
16	Buffalo	61	290	35	57.4%	15	50	82.0%
17	New York Jets	63	308	37	58.7%	18	55	87.3%
18	Minnesota	49	244	29	59.2%	13	42	85.7%
19	Jacksonville	59	295	35	59.3%	19	54	91.5%
20	Green Bay	50	244	30	60.0%	12	42	84.0%
21	Las Vegas	58	302	35	60.3%	20	55	94.8%
22	Washington	53	269	32	60.4%	17	49	92.5%
23	Indianapolis	61	302	37	60.7%	14	51	83.6%
24	Cleveland	53	258	33	62.3%	9	42	79.2%
25t	New England	57	297	36	63.2%	16	52	91.2%
25t	Tennessee	57	294	36	63.2%	15	51	89.5%
27	Houston	44	223	28	63.6%	10	38	86.4%
28	Atlanta	57	296	37	64.9%	13	50	87.7%
29	Carolina	76	407	50	65.8%	19	69	90.8%
30	Cincinnati	53	287	36	67.9%	12	48	90.6%
31	San Francisco	57	316	39	68.4%	15	54	94.7%
32	Dallas	56	324	42	75.0%	11	53	94.6%
	TOTALS	1774	8631	1022	57.6%	515	1537	86.6%

2024 NATIONAL FOOTBALL LEAGUE

2024 NATIONAL FOOTBALL LEAGUE

AFC TEAM OFFENSE FIRST DOWNS, THIRD DOWNS & FOURTH DOWNS

RANK	TEAM	FIRST DOWNS				THIRD DOWNS			FOURTH DOWNS		
		TOTAL	RUSH	PASS	PEN	MADE	ATT	PCT	MADE	ATT	PCT
1	Baltimore	393	164	199	30	92	191	48.2%	8	15	53.3%
2	Cincinnati	376	88	253	35	100	214	46.7%	10	19	52.6%
3	Buffalo	360	140	181	39	89	202	44.1%	16	22	72.7%
4	Kansas City	350	106	219	25	111	229	48.5%	12	17	70.6%
5	Miami	345	90	221	34	77	212	36.3%	15	31	48.4%
6	Pittsburgh	318	122	158	38	90	228	39.5%	7	18	38.9%
7	Los Angeles Chargers	316	110	176	30	89	221	40.3%	10	16	62.5%
8t	Denver	315	124	172	19	91	230	39.6%	15	22	68.2%
8t	Indianapolis	315	130	161	24	83	219	37.9%	17	28	60.7%
10	New York Jets	314	83	201	30	83	210	39.5%	10	24	41.7%
11	Las Vegas	310	78	209	23	78	224	34.8%	14	25	56.0%
12	Tennessee	309	112	164	33	81	215	37.7%	9	23	39.1%
13	Houston	308	89	197	22	87	231	37.7%	11	18	61.1%
14	Cleveland	303	93	180	30	70	237	29.5%	24	44	54.5%
15	New England	301	101	167	33	75	215	34.9%	14	24	58.3%
16	Jacksonville	298	106	174	18	76	204	37.3%	14	26	53.8%
	TOTALS	5231	1736	3032	463	1372	3482	39.4%	206	372	55.4%

AFC TEAM DEFENSE FIRST DOWNS, THIRD DOWNS & FOURTH DOWNS

RANK	TEAM	FIRST DOWNS				THIRD DOWNS			FOURTH DOWNS		
		TOTAL	RUSH	PASS	PEN	MADE	ATT	PCT	MADE	ATT	PCT
1	Cleveland	303	108	176	19	81	224	36.2%	8	18	44.4%
2	Los Angeles Chargers	311	108	170	33	80	224	35.7%	18	29	62.1%
3	Houston	313	107	172	34	79	220	35.9%	17	26	65.4%
4t	Miami	314	97	190	27	75	209	35.9%	10	20	50.0%
4t	Tennessee	314	118	157	39	88	213	41.3%	10	13	76.9%
6	Las Vegas	323	102	194	27	88	221	39.8%	10	13	76.9%
7	Pittsburgh	324	108	193	23	72	204	35.3%	15	22	68.2%
8	Denver	327	82	203	42	88	236	37.3%	16	30	53.3%
9	Kansas City	328	112	191	25	93	215	43.3%	12	23	52.2%
10	Baltimore	330	69	218	43	90	226	39.8%	12	28	42.9%
11	Indianapolis	343	127	191	25	104	234	44.4%	11	21	52.4%
12	New York Jets	347	129	171	47	83	215	38.6%	16	21	76.2%
13	New England	348	127	189	32	93	215	43.3%	11	21	52.4%
14	Buffalo	356	109	217	30	88	201	43.8%	17	32	53.1%
15	Cincinnati	361	137	192	32	87	207	42.0%	16	27	59.3%
16	Jacksonville	389	137	219	33	97	225	43.1%	14	24	58.3%
	TOTALS	5331	1777	3043	511	1386	3489	39.7%	213	368	57.9%

2024 NATIONAL FOOTBALL LEAGUE

NFC TEAM OFFENSE FIRST DOWNS, THIRD DOWNS & FOURTH DOWNS

RANK	TEAM	FIRST DOWNS				THIRD DOWNS			FOURTH DOWNS		
		TOTAL	RUSH	PASS	PEN	MADE	ATT	PCT	MADE	ATT	PCT
1	Detroit	410	144	242	24	98	206	47.6%	22	33	66.7%
2	Tampa Bay	395	137	224	34	110	216	50.9%	9	14	64.3%
3	Washington	380	154	192	34	99	217	45.6%	20	23	87.0%
4	Philadelphia	360	164	168	28	98	235	41.7%	19	27	70.4%
5	Atlanta	359	133	198	28	82	209	39.2%	21	31	67.7%
6	Arizona	356	136	191	29	83	193	43.0%	8	18	44.4%
7	Minnesota	353	100	210	43	80	200	40.0%	6	13	46.2%
8	San Francisco	352	120	204	28	84	197	42.6%	8	16	50.0%
9	Green Bay	343	142	171	30	75	190	39.5%	8	16	50.0%
10	Los Angeles Rams	342	119	192	31	74	201	36.8%	16	24	66.7%
11	Seattle	329	88	211	30	79	210	37.6%	10	19	52.6%
12	Dallas	327	98	192	37	84	228	36.8%	10	28	35.7%
13	New Orleans	304	111	167	26	76	216	35.2%	15	27	55.6%
14	New York Giants	301	104	170	27	82	232	35.3%	20	37	54.1%
15	Chicago	296	97	172	27	76	231	32.9%	23	38	60.5%
16	Carolina	293	99	168	26	76	211	36.0%	14	30	46.7%
	TOTALS	5500	1946	3072	482	1356	3392	40.0%	229	394	58.1%

NFC TEAM DEFENSE FIRST DOWNS, THIRD DOWNS & FOURTH DOWNS

RANK	TEAM	FIRST DOWNS				THIRD DOWNS			FOURTH DOWNS		
		TOTAL	RUSH	PASS	PEN	MADE	ATT	PCT	MADE	ATT	PCT
1	Philadelphia	293	108	160	25	75	211	35.5%	19	30	63.3%
2	San Francisco	321	118	181	22	93	216	43.1%	17	26	65.4%
3	Minnesota	325	83	218	24	78	219	35.6%	13	35	37.1%
4	Chicago	326	129	177	20	80	213	37.6%	9	19	47.4%
5	Green Bay	327	104	200	23	78	208	37.5%	18	30	60.0%
6	Seattle	329	107	193	29	83	224	37.1%	10	20	50.0%
7t	Detroit	331	86	198	47	60	185	32.4%	12	29	41.4%
7t	New York Giants	331	129	177	25	87	216	40.3%	12	21	57.1%
9	Washington	335	122	175	38	79	207	38.2%	16	24	66.7%
10	Tampa Bay	336	94	212	30	80	210	38.1%	19	30	63.3%
11t	Dallas	342	141	175	26	75	205	36.6%	17	25	68.0%
11t	Los Angeles Rams	342	117	196	29	83	204	40.7%	9	17	52.9%
13	Arizona	344	124	200	20	91	208	43.8%	14	24	58.3%
14	Atlanta	347	131	200	16	96	212	45.3%	14	26	53.8%
15	New Orleans	354	133	194	27	92	224	41.1%	14	27	51.9%
16	Carolina	417	179	205	33	112	223	50.2%	9	15	60.0%
	TOTALS	5400	1905	3061	434	1342	3385	39.6%	222	398	55.8%

2024 NATIONAL FOOTBALL LEAGUE

NFL TEAM OFFENSE FIRST DOWNS, THIRD DOWNS & FOURTH DOWNS

RANK	TEAM	FIRST DOWNS				THIRD DOWNS			FOURTH DOWNS		
		TOTAL	RUSH	PASS	PEN	MADE	ATT	PCT	MADE	ATT	PCT
1	Detroit	410	144	242	24	98	206	47.6%	22	33	66.7%
2	Tampa Bay	395	137	224	34	110	216	50.9%	9	14	64.3%
3	Baltimore	393	164	199	30	92	191	48.2%	8	15	53.3%
4	Washington	380	154	192	34	99	217	45.6%	20	23	87.0%
5	Cincinnati	376	88	253	35	100	214	46.7%	10	19	52.6%
6t	Buffalo	360	140	181	39	89	202	44.1%	16	22	72.7%
6t	Philadelphia	360	164	168	28	98	235	41.7%	19	27	70.4%
8	Atlanta	359	133	198	28	82	209	39.2%	21	31	67.7%
9	Arizona	356	136	191	29	83	193	43.0%	8	18	44.4%
10	Minnesota	353	100	210	43	80	200	40.0%	6	13	46.2%
11	San Francisco	352	120	204	28	84	197	42.6%	8	16	50.0%
12	Kansas City	350	106	219	25	111	229	48.5%	12	17	70.6%
13	Miami	345	90	221	34	77	212	36.3%	15	31	48.4%
14	Green Bay	343	142	171	30	75	190	39.5%	8	16	50.0%
15	Los Angeles Rams	342	119	192	31	74	201	36.8%	16	24	66.7%
16	Seattle	329	88	211	30	79	210	37.6%	10	19	52.6%
17	Dallas	327	98	192	37	84	228	36.8%	10	28	35.7%
18	Pittsburgh	318	122	158	38	90	228	39.5%	7	18	38.9%
19	Los Angeles Chargers	316	110	176	30	89	221	40.3%	10	16	62.5%
20t	Denver	315	124	172	19	91	230	39.6%	15	22	68.2%
20t	Indianapolis	315	130	161	24	83	219	37.9%	17	28	60.7%
22	New York Jets	314	83	201	30	83	210	39.5%	10	24	41.7%
23	Las Vegas	310	78	209	23	78	224	34.8%	14	25	56.0%
24	Tennessee	309	112	164	33	81	215	37.7%	9	23	39.1%
25	Houston	308	89	197	22	87	231	37.7%	11	18	61.1%
26	New Orleans	304	111	167	26	76	216	35.2%	15	27	55.6%
27	Cleveland	303	93	180	30	70	237	29.5%	24	44	54.5%
28t	New England	301	101	167	33	75	215	34.9%	14	24	58.3%
28t	New York Giants	301	104	170	27	82	232	35.3%	20	37	54.1%
30	Jacksonville	298	106	174	18	76	204	37.3%	14	26	53.8%
31	Chicago	296	97	172	27	76	231	32.9%	23	38	60.5%
32	Carolina	293	99	168	26	76	211	36.0%	14	30	46.7%
	TOTALS	10731	3682	6104	945	2728	6874	39.7%	435	766	56.8%

2024 NATIONAL FOOTBALL LEAGUE

NFL TEAM DEFENSE FIRST DOWNS, THIRD DOWNS & FOURTH DOWNS

RANK	TEAM	FIRST DOWNS				THIRD DOWNS			FOURTH DOWNS		
		TOTAL	RUSH	PASS	PEN	MADE	ATT	PCT	MADE	ATT	PCT
1	Philadelphia	293	108	160	25	75	211	35.5%	19	30	63.3%
2	Cleveland	303	108	176	19	81	224	36.2%	8	18	44.4%
3	Los Angeles Chargers	311	108	170	33	80	224	35.7%	18	29	62.1%
4	Houston	313	107	172	34	79	220	35.9%	17	26	65.4%
5t	Miami	314	97	190	27	75	209	35.9%	10	20	50.0%
5t	Tennessee	314	118	157	39	88	213	41.3%	10	13	76.9%
7	San Francisco	321	118	181	22	93	216	43.1%	17	26	65.4%
8	Las Vegas	323	102	194	27	88	221	39.8%	10	13	76.9%
9	Pittsburgh	324	108	193	23	72	204	35.3%	15	22	68.2%
10	Minnesota	325	83	218	24	78	219	35.6%	13	35	37.1%
11	Chicago	326	129	177	20	80	213	37.6%	9	19	47.4%
12t	Denver	327	82	203	42	88	236	37.3%	16	30	53.3%
12t	Green Bay	327	104	200	23	78	208	37.5%	18	30	60.0%
14	Kansas City	328	112	191	25	93	215	43.3%	12	23	52.2%
15	Seattle	329	107	193	29	83	224	37.1%	10	20	50.0%
16	Baltimore	330	69	218	43	90	226	39.8%	12	28	42.9%
17t	Detroit	331	86	198	47	60	185	32.4%	12	29	41.4%
17t	New York Giants	331	129	177	25	87	216	40.3%	12	21	57.1%
19	Washington	335	122	175	38	79	207	38.2%	16	24	66.7%
20	Tampa Bay	336	94	212	30	80	210	38.1%	19	30	63.3%
21t	Dallas	342	141	175	26	75	205	36.6%	17	25	68.0%
21t	Los Angeles Rams	342	117	196	29	83	204	40.7%	9	17	52.9%
23	Indianapolis	343	127	191	25	104	234	44.4%	11	21	52.4%
24	Arizona	344	124	200	20	91	208	43.8%	14	24	58.3%
25t	Atlanta	347	131	200	16	96	212	45.3%	14	26	53.8%
25t	New York Jets	347	129	171	47	83	215	38.6%	16	21	76.2%
27	New England	348	127	189	32	93	215	43.3%	11	21	52.4%
28	New Orleans	354	133	194	27	92	224	41.1%	14	27	51.9%
29	Buffalo	356	109	217	30	88	201	43.8%	17	32	53.1%
30	Cincinnati	361	137	192	32	87	207	42.0%	16	27	59.3%
31	Jacksonville	389	137	219	33	97	225	43.1%	14	24	58.3%
32	Carolina	417	179	205	33	112	223	50.2%	9	15	60.0%
	TOTALS	10731	3682	6104	945	2728	6874	39.7%	435	766	56.8%

2024 NATIONAL FOOTBALL LEAGUE

2024 NATIONAL FOOTBALL LEAGUE

AFC OFFENSIVE FIRST DOWN YARDAGE

RANK	TEAM	YDS/PL	PLAYS	YARDS
1	Baltimore	6.87	499	3426
2	Cincinnati	6.15	490	3015
3	Indianapolis	6.07	464	2818
4	Houston	5.70	463	2640
5	Buffalo	5.47	456	2494
6	Miami	5.42	486	2632
7	Jacksonville	5.20	435	2261
8	Kansas City	5.16	470	2423
9	Denver	5.05	453	2289
10	Las Vegas	5.04	465	2342
11	Tennessee	5.01	450	2255
12	Los Angeles Chargers	4.99	440	2197
13	New York Jets	4.88	437	2133
14	Cleveland	4.78	469	2240
15	New England	4.70	440	2070
16	Pittsburgh	4.50	460	2071
	TOTALS	5.33	7377	39306

AFC DEFENSIVE FIRST DOWN YARDAGE

RANK	TEAM	YDS/PL	PLAYS	YARDS
1	New York Jets	4.29	466	2001
2	Las Vegas	4.63	457	2117
3	Houston	5.02	454	2281
4	Cleveland	5.05	457	2308
5	Indianapolis	5.06	487	2462
6	Cincinnati	5.08	484	2460
7	Denver	5.10	469	2393
8	Kansas City	5.26	442	2326
9	New England	5.35	467	2497
10	Buffalo	5.40	476	2572
11	Baltimore	5.46	463	2530
12	Pittsburgh	5.61	463	2597
13	Los Angeles Chargers	5.65	452	2554
14	Tennessee	5.67	443	2511
15	Miami	5.81	451	2620
16	Jacksonville	6.49	509	3301
	TOTALS	5.31	7440	39530

2024 NATIONAL FOOTBALL LEAGUE

NFC OFFENSIVE FIRST DOWN YARDAGE

RANK	TEAM	YDS/PL	PLAYS	YARDS
1	Detroit	6.65	515	3423
2	San Francisco	6.62	478	3162
3	Tampa Bay	6.24	506	3159
4	Arizona	5.94	480	2851
5	Atlanta	5.93	486	2883
6	Green Bay	5.90	464	2737
7	Los Angeles Rams	5.72	469	2685
8	Carolina	5.68	430	2444
9	Philadelphia	5.62	486	2733
10	Minnesota	5.59	482	2695
11	Washington	5.34	490	2619
12	Seattle	5.28	465	2457
13	Dallas	5.05	479	2420
14	New York Giants	4.97	453	2250
15	New Orleans	4.95	437	2163
16	Chicago	4.59	438	2010
	TOTALS	5.65	7558	42691

NFC DEFENSIVE FIRST DOWN YARDAGE

RANK	TEAM	YDS/PL	PLAYS	YARDS
1	Washington	5.05	454	2292
2	Philadelphia	5.05	433	2188
3	Minnesota	5.25	469	2464
4	Detroit	5.28	459	2422
5	Arizona	5.48	463	2539
6	San Francisco	5.50	444	2442
7	New York Giants	5.53	468	2586
8	Los Angeles Rams	5.53	467	2581
9	Tampa Bay	5.53	469	2594
10	Green Bay	5.62	461	2592
11	New Orleans	5.63	491	2764
12	Atlanta	5.87	472	2772
13	Carolina	6.19	530	3279
14	Seattle	6.25	475	2968
15	Dallas	6.36	471	2995
16	Chicago	6.37	469	2989
	TOTALS	5.67	7495	42467

2024 NATIONAL FOOTBALL LEAGUE

NFL OFFENSIVE FIRST DOWN YARDAGE

RANK	TEAM	YDS/PL	PLAYS	YARDS
1	Baltimore	6.87	499	3426
2	Detroit	6.65	515	3423
3	San Francisco	6.62	478	3162
4	Tampa Bay	6.24	506	3159
5	Cincinnati	6.15	490	3015
6	Indianapolis	6.07	464	2818
7	Arizona	5.94	480	2851
8	Atlanta	5.93	486	2883
9	Green Bay	5.90	464	2737
10	Los Angeles Rams	5.72	469	2685
11	Houston	5.70	463	2640
12	Carolina	5.68	430	2444
13	Philadelphia	5.62	486	2733
14	Minnesota	5.59	482	2695
15	Buffalo	5.47	456	2494
16	Miami	5.42	486	2632
17	Washington	5.34	490	2619
18	Seattle	5.28	465	2457
19	Jacksonville	5.20	435	2261
20	Kansas City	5.16	470	2423
21	Denver	5.05	453	2289
22	Dallas	5.05	479	2420
23	Las Vegas	5.04	465	2342
24	Tennessee	5.01	450	2255
25	Los Angeles Chargers	4.99	440	2197
26	New York Giants	4.97	453	2250
27	New Orleans	4.95	437	2163
28	New York Jets	4.88	437	2133
29	Cleveland	4.78	469	2240
30	New England	4.70	440	2070
31	Chicago	4.59	438	2010
32	Pittsburgh	4.50	460	2071
	TOTALS	5.49	14935	81997

2024 NATIONAL FOOTBALL LEAGUE

NFL DEFENSIVE FIRST DOWN YARDAGE

RANK	TEAM	YDS/PL	PLAYS	YARDS
1	New York Jets	4.29	466	2001
2	Las Vegas	4.63	457	2117
3	Houston	5.02	454	2281
4	Washington	5.05	454	2292
5	Cleveland	5.05	457	2308
6	Philadelphia	5.05	433	2188
7	Indianapolis	5.06	487	2462
8	Cincinnati	5.08	484	2460
9	Denver	5.10	469	2393
10	Minnesota	5.25	469	2464
11	Kansas City	5.26	442	2326
12	Detroit	5.28	459	2422
13	New England	5.35	467	2497
14	Buffalo	5.40	476	2572
15	Baltimore	5.46	463	2530
16	Arizona	5.48	463	2539
17	San Francisco	5.50	444	2442
18	New York Giants	5.53	468	2586
19	Los Angeles Rams	5.53	467	2581
20	Tampa Bay	5.53	469	2594
21	Pittsburgh	5.61	463	2597
22	Green Bay	5.62	461	2592
23	New Orleans	5.63	491	2764
24	Los Angeles Chargers	5.65	452	2554
25	Tennessee	5.67	443	2511
26	Miami	5.81	451	2620
27	Atlanta	5.87	472	2772
28	Carolina	6.19	530	3279
29	Seattle	6.25	475	2968
30	Dallas	6.36	471	2995
31	Chicago	6.37	469	2989
32	Jacksonville	6.49	509	3301
	TOTALS	5.49	14935	81997

2024 NATIONAL FOOTBALL LEAGUE

2024 NATIONAL FOOTBALL LEAGUE

AFC KICKOFFS (RECEIVING TEAM)

RANK	TEAM	TOTAL KO	ADJ KO	TB	TB%	EZ	EZ%	OB	IN20	AVG START
1	Cincinnati	88	87	48	55.2%	59	67.8%	0	3	30.5
2	Houston	83	82	58	70.7%	72	87.8%	1	4	30.4
3	Las Vegas	99	99	74	74.7%	82	82.8%	2	3	30.3
4	Miami	83	82	54	65.9%	62	75.6%	2	3	30.1
5	Denver	75	72	58	80.6%	62	86.1%	2	1	30.1
6	New York Jets	92	90	62	68.9%	77	85.6%	0	1	30.0
7	Indianapolis	94	94	72	76.6%	84	89.4%	0	3	29.8
8	Buffalo	79	76	52	68.4%	59	77.6%	1	3	29.7
9	Los Angeles Chargers	74	70	49	70.0%	60	85.7%	1	3	29.5
10	Cleveland	91	91	49	53.8%	56	61.5%	0	4	29.5
11	Pittsburgh	82	80	55	68.8%	60	75.0%	1	2	29.3
12	New England	93	92	66	71.7%	78	84.8%	1	1	29.2
13	Baltimore	84	77	47	61.0%	58	75.3%	1	5	29.1
14	Jacksonville	96	96	67	69.8%	78	81.3%	0	4	29.1
15	Kansas City	76	73	44	60.3%	54	74.0%	1	6	29.0
16	Tennessee	98	93	55	59.1%	74	79.6%	2	5	28.9
	TOTALS	1387	1354	910	67.2%	1075	79.4%	15	51	29.7

AFC KICKOFFS (KICKING TEAM)

RANK	TEAM	TOTAL KO	ADJ KO	TB	TB%	EZ	EZ%	OB	IN20	AVG START
1	Las Vegas	80	75	51	68.0%	57	76.0%	1	3	28.8
2	Houston	88	85	42	49.4%	54	63.5%	3	5	29.2
3	Cincinnati	98	94	74	78.7%	82	87.2%	1	4	29.3
4	Jacksonville	77	76	65	85.5%	71	93.4%	0	1	29.3
5	New England	70	67	46	68.7%	55	82.1%	1	1	29.5
6	Miami	87	83	66	79.5%	72	86.7%	2	3	29.5
7	Denver	95	90	70	77.8%	82	91.1%	2	2	29.5
8	New York Jets	76	74	44	59.5%	52	70.3%	1	5	29.6
9	Kansas City	87	86	60	69.8%	72	83.7%	1	3	29.7
10	Cleveland	64	62	38	61.3%	49	79.0%	0	3	29.9
11	Baltimore	105	104	76	73.1%	89	85.6%	0	5	29.9
12	Los Angeles Chargers	94	92	65	70.7%	78	84.8%	2	1	30.1
13	Pittsburgh	90	90	49	54.4%	61	67.8%	1	2	30.6
14	Buffalo	103	101	75	74.3%	86	85.1%	2	3	30.6
15	Indianapolis	88	86	73	84.9%	82	95.3%	0	0	30.7
16	Tennessee	70	67	39	58.2%	52	77.6%	1	4	31.6
	TOTALS	1372	1332	933	70.0%	1094	82.1%	18	45	29.9

ADJ KO: Adjusted kickoffs are used to compute Avg. Team Drive Start. Adjusted kickoffs do not include inside kicks or kickoffs at the end of a half unless either kickoff is returned for a touchdown. Adjusted kickoffs also do not include non-inside kickoffs that result in the kicking team ultimately retaining possession.

IN20: The number of drives that start inside (not including) the 20-yard line.

2024 NATIONAL FOOTBALL LEAGUE

NFC KICKOFFS (RECEIVING TEAM)

RANK	TEAM	TOTAL KO	ADJ KO	TB	TB%	EZ	EZ%	OB	IN20	AVG START
1	Dallas	100	98	64	65.3%	80	81.6%	1	5	31.3
2	Washington	90	88	48	54.5%	59	67.0%	4	0	31.3
3	Detroit	81	79	63	79.7%	68	86.1%	3	0	30.7
4	New York Giants	92	90	54	60.0%	65	72.2%	2	2	30.6
5	Chicago	90	87	59	67.8%	72	82.8%	3	0	30.3
6	San Francisco	93	91	60	65.9%	74	81.3%	2	4	30.2
7	Arizona	89	87	60	69.0%	72	82.8%	2	2	30.0
8	Los Angeles Rams	87	83	56	67.5%	64	77.1%	0	2	29.7
9	Seattle	85	81	47	58.0%	65	80.2%	0	5	29.6
10	Green Bay	75	72	51	70.8%	60	83.3%	2	3	29.5
11	Philadelphia	75	71	39	54.9%	47	66.2%	0	3	29.2
12	Tampa Bay	88	85	55	64.7%	71	83.5%	1	4	29.1
13	Minnesota	73	68	53	77.9%	60	88.2%	1	0	29.1
14	Atlanta	94	92	63	68.5%	73	79.3%	0	3	29.1
15	New Orleans	92	90	55	61.1%	70	77.8%	0	2	29.0
16	Carolina	112	110	66	60.0%	81	73.6%	3	5	28.8
	TOTALS	1416	1372	893	65.1%	1081	78.8%	24	40	29.9

NFC KICKOFFS (KICKING TEAM)

RANK	TEAM	TOTAL KO	ADJ KO	TB	TB%	EZ	EZ%	OB	IN20	AVG START
1	New Orleans	79	77	21	27.3%	39	50.6%	0	5	28.2
2	Green Bay	95	93	44	47.3%	64	68.8%	1	3	28.8
3	Chicago	72	69	38	55.1%	52	75.4%	0	3	29.2
4	Carolina	76	74	32	43.2%	43	58.1%	4	3	29.4
5	Dallas	88	83	43	51.8%	52	62.7%	3	3	29.5
6	Detroit	110	108	85	78.7%	98	90.7%	0	1	29.5
7	Tampa Bay	106	104	80	76.9%	89	85.6%	1	1	29.6
8	New York Giants	70	69	53	76.8%	60	87.0%	1	3	29.7
9	Atlanta	90	89	62	69.7%	70	78.7%	1	4	29.8
10	Los Angeles Rams	86	84	71	84.5%	81	96.4%	0	1	29.8
11	Seattle	86	85	46	54.1%	61	71.8%	0	3	30.0
12	Arizona	87	86	71	82.6%	82	95.3%	1	2	30.0
13	Minnesota	98	96	81	84.4%	87	90.6%	2	2	30.1
14	Philadelphia	97	97	66	68.0%	79	81.4%	2	5	30.1
15	Washington	102	95	25	26.3%	42	44.2%	1	4	30.1
16	San Francisco	89	85	52	61.2%	63	74.1%	4	3	30.6
	TOTALS	1431	1394	870	62.4%	1062	76.2%	21	46	29.7

ADJ KO: Adjusted kickoffs are used to compute Avg. Team Drive Start. Adjusted kickoffs do not include inside kicks or kickoffs at the end of a half unless either kickoff is returned for a touchdown. Adjusted kickoffs also do not include non-inside kickoffs that result in the kicking team ultimately retaining possession.

IN20: The number of drives that start inside (not including) the 20-yard line.

2024 NATIONAL FOOTBALL LEAGUE

NFL KICKOFFS (RECEIVING TEAM)

RANK	TEAM	TOTAL KO	ADJ KO	TB	TB%	EZ	EZ%	OB	IN20	AVG START
1	Dallas	100	98	64	65.3%	80	81.6%	1	5	31.3
2	Washington	90	88	48	54.5%	59	67.0%	4	0	31.3
3	Detroit	81	79	63	79.7%	68	86.1%	3	0	30.7
4	New York Giants	92	90	54	60.0%	65	72.2%	2	2	30.6
5	Cincinnati	88	87	48	55.2%	59	67.8%	0	3	30.5
6	Houston	83	82	58	70.7%	72	87.8%	1	4	30.4
7	Chicago	90	87	59	67.8%	72	82.8%	3	0	30.3
8	Las Vegas	99	99	74	74.7%	82	82.8%	2	3	30.3
9	San Francisco	93	91	60	65.9%	74	81.3%	2	4	30.2
10	Miami	83	82	54	65.9%	62	75.6%	2	3	30.1
11	Denver	75	72	58	80.6%	62	86.1%	2	1	30.1
12	New York Jets	92	90	62	68.9%	77	85.6%	0	1	30.0
13	Arizona	89	87	60	69.0%	72	82.8%	2	2	30.0
14	Indianapolis	94	94	72	76.6%	84	89.4%	0	3	29.8
15	Los Angeles Rams	87	83	56	67.5%	64	77.1%	0	2	29.7
16	Buffalo	79	76	52	68.4%	59	77.6%	1	3	29.7
17	Seattle	85	81	47	58.0%	65	80.2%	0	5	29.6
18	Los Angeles Chargers	74	70	49	70.0%	60	85.7%	1	3	29.5
19	Green Bay	75	72	51	70.8%	60	83.3%	2	3	29.5
20	Cleveland	91	91	49	53.8%	56	61.5%	0	4	29.5
21	Pittsburgh	82	80	55	68.8%	60	75.0%	1	2	29.3
22	New England	93	92	66	71.7%	78	84.8%	1	1	29.2
23	Philadelphia	75	71	39	54.9%	47	66.2%	0	3	29.2
24	Baltimore	84	77	47	61.0%	58	75.3%	1	5	29.1
25	Tampa Bay	88	85	55	64.7%	71	83.5%	1	4	29.1
26	Minnesota	73	68	53	77.9%	60	88.2%	1	0	29.1
27	Jacksonville	96	96	67	69.8%	78	81.3%	0	4	29.1
28	Atlanta	94	92	63	68.5%	73	79.3%	0	3	29.1
29	New Orleans	92	90	55	61.1%	70	77.8%	0	2	29.0
30	Kansas City	76	73	44	60.3%	54	74.0%	1	6	29.0
31	Tennessee	98	93	55	59.1%	74	79.6%	2	5	28.9
32	Carolina	112	110	66	60.0%	81	73.6%	3	5	28.8
	TOTALS	5606	5452	3606	66.1%	4312	79.1%	78	182	29.8

ADJ KO: Adjusted kickoffs are used to compute Avg. Team Drive Start. Adjusted kickoffs do not include inside kicks or kickoffs at the end of a half unless either kickoff is returned for a touchdown. Adjusted kickoffs also do not include non-onside kickoffs that result in the kicking team ultimately retaining possession.

IN20: The number of drives that start inside (not including) the 20-yard line.

2024 NATIONAL FOOTBALL LEAGUE

NFL KICKOFFS (KICKING TEAM)

RANK	TEAM	TOTAL KO	ADJ KO	TB	TB%	EZ	EZ%	OB	IN20	AVG START
1	New Orleans	79	77	21	27.3%	39	50.6%	0	5	28.2
2	Green Bay	95	93	44	47.3%	64	68.8%	1	3	28.8
3	Las Vegas	80	75	51	68.0%	57	76.0%	1	3	28.8
4	Houston	88	85	42	49.4%	54	63.5%	3	5	29.2
5	Chicago	72	69	38	55.1%	52	75.4%	0	3	29.2
6	Cincinnati	98	94	74	78.7%	82	87.2%	1	4	29.3
7	Jacksonville	77	76	65	85.5%	71	93.4%	0	1	29.3
8	Carolina	76	74	32	43.2%	43	58.1%	4	3	29.4
9	Dallas	88	83	43	51.8%	52	62.7%	3	3	29.5
10	New England	70	67	46	68.7%	55	82.1%	1	1	29.5
11	Detroit	110	108	85	78.7%	98	90.7%	0	1	29.5
12	Miami	87	83	66	79.5%	72	86.7%	2	3	29.5
13	Denver	95	90	70	77.8%	82	91.1%	2	2	29.5
14	New York Jets	76	74	44	59.5%	52	70.3%	1	5	29.6
15	Tampa Bay	106	104	80	76.9%	89	85.6%	1	1	29.6
16	Kansas City	87	86	60	69.8%	72	83.7%	1	3	29.7
17	New York Giants	70	69	53	76.8%	60	87.0%	1	3	29.7
18	Atlanta	90	89	62	69.7%	70	78.7%	1	4	29.8
19	Los Angeles Rams	86	84	71	84.5%	81	96.4%	0	1	29.8
20	Cleveland	64	62	38	61.3%	49	79.0%	0	3	29.9
21	Baltimore	105	104	76	73.1%	89	85.6%	0	5	29.9
22	Seattle	86	85	46	54.1%	61	71.8%	0	3	30.0
23	Arizona	87	86	71	82.6%	82	95.3%	1	2	30.0
24	Minnesota	98	96	81	84.4%	87	90.6%	2	2	30.1
25	Philadelphia	97	97	66	68.0%	79	81.4%	2	5	30.1
26	Washington	102	95	25	26.3%	42	44.2%	1	4	30.1
27	Los Angeles Chargers	94	92	65	70.7%	78	84.8%	2	1	30.1
28	San Francisco	89	85	52	61.2%	63	74.1%	4	3	30.6
29	Pittsburgh	90	90	49	54.4%	61	67.8%	1	2	30.6
30	Buffalo	103	101	75	74.3%	86	85.1%	2	3	30.6
31	Indianapolis	88	86	73	84.9%	82	95.3%	0	0	30.7
32	Tennessee	70	67	39	58.2%	52	77.6%	1	4	31.6
	TOTALS	5606	5452	3606	66.1%	4312	79.1%	78	182	29.8

ADJ KO: Adjusted kickoffs are used to compute Avg. Team Drive Start. Adjusted kickoffs do not include inside kicks or kickoffs at the end of a half unless either kickoff is returned for a touchdown. Adjusted kickoffs also do not include non-onside kickoffs that result in the kicking team ultimately retaining possession.

IN20: The number of drives that start inside (not including) the 20-yard line.

2024 NATIONAL FOOTBALL LEAGUE

AFC PLAYER SINGLE-GAME HIGHS

CATEGORY	TOTAL	PLAYER	GAME	DETAILS
Points	18			8 times, 7 in non-overtime games
Passing Yards	497	Jameis Winston	CLE at DEN, Dec. 2	34-58, 497 YDS, 4 TD, 3 INT
Longest Pass	98	Will Levis	TEN vs. MIN, Nov. 17	to Nick Westbrook-Ikhine (TD)
Passing Touchdowns	5			4 times, -1 in non-overtime games
	5			4 times, 3 in non-overtime games
Rushing Yards	218	Jonathan Taylor	IND vs. TEN, Dec. 22	29-218, 3 TD
Rushing Attempts	34	Jonathan Taylor	IND vs. JAX, Jan. 5 (OT)	34-177, 1 TD
	32	Jonathan Taylor	IND at NYG, Dec. 29	32-125, 2 TD
Longest Rush	92	Dameon Pierce	HOU at TEN, Jan. 5	(TD)
Receptions	14	Travis Kelce	KC vs. TB, Nov. 4 (OT)	14-100, 0 TD
	14	Ja'Marr Chase	CIN at DAL, Dec. 9	14-177, 2 TD
Receiving Yards	264	Ja'Marr Chase	CIN at BAL, Nov. 7	11-264, 3 TD
Kickoff Return Yards	182	Derius Davis	LAC vs. TB, Dec. 15	7-182, 0 TD
Kickoff Returns	7	Derius Davis	LAC vs. TB, Dec. 15	7-182, 0 TD
Longest Kickoff Return	100	Charlie Jones	CIN at CLE, Oct. 20	(TD)
Punt Return Yards	97	Marvin Mims Jr.	DEN vs. IND, Dec. 15	3-97, 1 FC, 0 TD
Punt Returns	5			10 times in non-overtime games
Longest Punt Return	96	Parker Washington	JAX vs. NE, Oct. 20	(TD)
Interceptions	2			11 times, 10 in non-overtime games
Longest Interception Return	100	Pat Surtain II	DEN vs. LV, Oct. 6	(TD)
Sacks	4.0	Trey Hendrickson	CIN vs. LV, Nov. 3	
Scrimmage Yards	264	Ja'Marr Chase	CIN at BAL, Nov. 7	Rush: 0-0, Rec: 11-264
Longest Punt	84	Corey Bojorquez	CLE at LV, Sep. 29	
Punts	9	Matt Araiza	KC at CLE, Dec. 15	9-399 (44.3)
Field Goals Made	6	Chris Boswell	PIT at ATL, Sep. 8	6-6, 57 long
	6	Chris Boswell	PIT vs. BAL, Nov. 17	6-6, 57 long
Longest Field Goal	63	Joey Slye	NE at SF, Sep. 29	

2024 NATIONAL FOOTBALL LEAGUE

NFC PLAYER SINGLE-GAME HIGHS

CATEGORY	TOTAL	PLAYER	GAME	DETAILS
Points	24	Alvin Kamara	NO at DAL, Sep. 15	4 TD
	24	Jahmyr Gibbs	DET vs. MIN, Jan. 5	4 TD
Passing Yards	509	Kirk Cousins	ATL vs. TB, Oct. 3 (OT)	42-58, 509 YDS, 4 TD, 1 INT
	494	Jared Goff	DET vs. BUF, Dec. 15	38-59, 494 YDS, 5 TD, 0 INT
Longest Pass	97	Sam Darnold	MIN vs. SF, Sep. 15	to Justin Jefferson (TD)
Passing Touchdowns	5			4 times in non-overtime games
Rushing Yards	255	Saquon Barkley	PHI at LAR, Nov. 24	26-255, 2 TD
Rushing Attempts	32	Josh Jacobs	GB vs. IND, Sep. 15	32-151, 0 TD
Longest Rush	76	Isaac Guerendo	SF at SEA, Oct. 10	
Receptions	14	Cooper Kupp	LAR at DET, Sep. 8 (OT)	14-110, 1 TD
	14	Amon-Ra St. Brown	DET vs. BUF, Dec. 15	14-193, 1 TD
Receiving Yards	193	Amon-Ra St. Brown	DET vs. BUF, Dec. 15	14-193, 1 TD
Kickoff Return Yards	208	Deebo Samuel Sr.	SF at BUF, Dec. 1	6-208, 0 TD
Kickoff Returns	8	Raheem Blackshear	CAR at NO, Sep. 8	8-204, 0 TD
Longest Kickoff Return	100	Ihmir Smith-Marsette	NYG vs. IND, Dec. 29	(TD)
Punt Return Yards	190	Kalif Raymond	DET vs. TEN, Oct. 27	5-190, 1 FC, 1 TD
Punt Returns	5			7 times, 6 in non-overtime games
Longest Punt Return	94	Josh Blackwell	CHI at GB, Jan. 5	(TD)
Interceptions	2			6 times, 5 in non-overtime games
Longest Interception Return	92	Leonard Williams	SEA at NYJ, Dec. 1	(TD)
Sacks	4.0	Aidan Hutchinson	DET vs. TB, Sep. 15	
Scrimmage Yards	302	Saquon Barkley	PHI at LAR, Nov. 24	Rush: 26-255, Rec: 4-47
Longest Punt	74	Daniel Whelan	GB vs. MIN, Sep. 29	
	74	Tress Way	WAS vs. PIT, Nov. 10	
Punts	11	Matt Haack	NYG vs. PHI, Oct. 20	11-517 (47.0)
Field Goals Made	7	Austin Seibert	WAS vs. NYG, Sep. 15	7-7, 45 long
Longest Field Goal	65	Brandon Aubrey	DAL vs. BAL, Sep. 22	

2024 NATIONAL FOOTBALL LEAGUE

NFL PLAYER SINGLE-GAME HIGHS

CATEGORY	TOTAL	PLAYER	GAME	DETAILS
Points	24	Alvin Kamara	NO at DAL, Sep. 15	4 TD
	24	Jahmyr Gibbs	DET vs. MIN, Jan. 5	4 TD
Passing Yards	509	Kirk Cousins	ATL vs. TB, Oct. 3 (OT)	42-58, 509 YDS, 4 TD, 1 INT
	497	Jameis Winston	CLE at DEN, Dec. 2	34-58, 497 YDS, 4 TD, 3 INT
Longest Pass	98	Will Levis	TEN vs. MIN, Nov. 17	to Nick Westbrook-Ikhine (TD)
Passing Touchdowns	5			8 times, -1 in non-overtime games
	5			8 times, 7 in non-overtime games
Rushing Yards	255	Saquon Barkley	PHI at LAR, Nov. 24	26-255, 2 TD
Rushing Attempts	34	Jonathan Taylor	IND vs. JAX, Jan. 5 (OT)	34-177, 1 TD
	32	Josh Jacobs	GB vs. IND, Sep. 15	32-151, 0 TD
	32	Jonathan Taylor	IND at NYG, Dec. 29	32-125, 2 TD
Longest Rush	92	Dameon Pierce	HOU at TEN, Jan. 5	(TD)
Receptions	14			4 times, -1 in non-overtime games
	14			4 times, 2 in non-overtime games
Receiving Yards	264	Ja'Marr Chase	CIN at BAL, Nov. 7	11-264, 3 TD
Kickoff Return Yards	208	Deebo Samuel Sr.	SF at BUF, Dec. 1	6-208, 0 TD
Kickoff Returns	8	Raheem Blackshear	CAR at NO, Sep. 8	8-204, 0 TD
Longest Kickoff Return	100	Charlie Jones	CIN at CLE, Oct. 20	(TD)
	100	Ihmir Smith-Marsette	NYG vs. IND, Dec. 29	(TD)
Punt Return Yards	190	Kalif Raymond	DET vs. TEN, Oct. 27	5-190, 1 FC, 1 TD
Punt Returns	5			17 times, 16 in non-overtime games
Longest Punt Return	96	Parker Washington	JAX vs. NE, Oct. 20	(TD)
Interceptions	2			17 times, 15 in non-overtime games
Longest Interception Return	100	Pat Surtain II	DEN vs. LV, Oct. 6	(TD)
Sacks	4.0	Aidan Hutchinson	DET vs. TB, Sep. 15	
Scrimmage Yards	302	Saquon Barkley	PHI at LAR, Nov. 24	Rush: 26-255, Rec: 4-47
Longest Punt	84	Corey Bojorquez	CLE at LV, Sep. 29	
Punts	11	Matt Haack	NYG vs. PHI, Oct. 20	11-517 (47.0)
Field Goals Made	7	Austin Seibert	WAS vs. NYG, Sep. 15	7-7, 45 long
Longest Field Goal	65	Brandon Aubrey	DAL vs. BAL, Sep. 22	

2024 NATIONAL FOOTBALL LEAGUE

2024 NATIONAL FOOTBALL LEAGUE

300-YARD PASSING GAMES

YARDS	PLAYER	GAME	DETAILS
509	Kirk Cousins	ATL vs. TB, Oct. 3 (OT)	42-58, 4 TD, 1 INT
497	Jameis Winston	CLE at DEN, Dec. 2	34-58, 4 TD, 3 INT
494	Jared Goff	DET vs. BUF, Dec. 15	38-59, 5 TD, 0 INT
428	Joe Burrow	CIN at BAL, Nov. 7	34-56, 4 TD, 0 INT
414	Russell Wilson	PIT at CIN, Dec. 1	29-38, 3 TD, 1 INT
412	Jared Goff	DET vs. JAX, Nov. 17	24-29, 4 TD, 0 INT
412	Joe Burrow	CIN vs. DEN, Dec. 28 (OT)	39-49, 3 TD, 0 INT
395	Geno Smith	SEA at DET, Sep. 30	38-56, 1 TD, 1 INT
395	Jameis Winston	CLE at NO, Nov. 17	30-46, 2 TD, 0 INT
392	Joe Burrow	CIN vs. BAL, Oct. 6 (OT)	30-39, 5 TD, 1 INT
389	Jordan Love	GB vs. MIN, Sep. 29	32-54, 4 TD, 3 INT
379	Dak Prescott	DAL vs. BAL, Sep. 22	28-51, 2 TD, 0 INT
377	Sam Darnold	MIN vs. GB, Dec. 29	33-43, 3 TD, 1 INT
377	Brock Purdy	SF vs. DET, Dec. 30	27-35, 3 TD, 2 INT
371	Trevor Lawrence	JAX vs. IND, Oct. 6	28-34, 2 TD, 1 INT
370	Baker Mayfield	TB vs. BAL, Oct. 21	31-45, 3 TD, 2 INT
369	Joe Burrow	CIN at DAL, Dec. 9	33-44, 3 TD, 1 INT
365	Tua Tagovailoa	MIA at GB, Nov. 28	37-46, 2 TD, 0 INT
363	Caleb Williams	CHI at IND, Sep. 22	33-52, 2 TD, 2 INT
363	Geno Smith	SEA vs. LAR, Nov. 3 (OT)	21-34, 3 TD, 3 INT
362	Josh Allen	BUF at DET, Dec. 15	23-34, 2 TD, 0 INT
359	Joe Flacco	IND at JAX, Oct. 6	33-44, 3 TD, 0 INT
359	Baker Mayfield	TB vs. CAR, Dec. 29	27-32, 5 TD, 0 INT
356	Joe Burrow	CIN at LAC, Nov. 17	28-50, 3 TD, 0 INT
354	Cooper Rush	DAL vs. HOU, Nov. 18	32-55, 1 TD, 1 INT
353	Brock Purdy	SF at TB, Nov. 10	25-36, 2 TD, 0 INT
352	Dak Prescott	DAL at PIT, Oct. 6	29-42, 2 TD, 2 INT
349	Justin Herbert	LAC at ARI, Oct. 21	27-39, 0 TD, 0 INT
348	Lamar Jackson	BAL at CIN, Oct. 6 (OT)	26-42, 4 TD, 0 INT
347	Baker Mayfield	TB vs. PHI, Sep. 29	30-47, 2 TD, 0 INT
347	Sam Darnold	MIN vs. ATL, Dec. 8	22-28, 5 TD, 0 INT
346	Justin Herbert	LAC at LV, Jan. 5	28-36, 2 TD, 0 INT
345	C.J. Stroud	HOU vs. JAX, Sep. 29	27-40, 2 TD, 0 INT
344	Kirk Cousins	ATL at MIN, Dec. 8	23-37, 0 TD, 2 INT
342	Josh Allen	BUF at LAR, Dec. 8	22-37, 3 TD, 0 INT
340	Caleb Williams	CHI vs. MIN, Nov. 24 (OT)	32-47, 2 TD, 0 INT
340	Aidan O'Connell	LV at KC, Nov. 29	23-35, 2 TD, 0 INT
339	Aaron Rodgers	NYJ at MIA, Dec. 8 (OT)	27-39, 1 TD, 0 INT
338	Tua Tagovailoa	MIA vs. JAX, Sep. 8	23-37, 1 TD, 0 INT
336	Jared Goff	DET at CHI, Dec. 22	23-32, 3 TD, 0 INT
334	Jameis Winston	CLE vs. BAL, Oct. 27	27-41, 3 TD, 0 INT

2024 NATIONAL FOOTBALL LEAGUE

300-YARD PASSING GAMES

YARDS	PLAYER	GAME	DETAILS
334	Caleb Williams	CHI vs. DET, Dec. 22	26-40, 2 TD, 0 INT
334	Jimmy Garoppolo	LAR vs. SEA, Jan. 5	27-41, 2 TD, 1 INT
331	C.J. Stroud	HOU vs. BUF, Oct. 6	28-38, 1 TD, 1 INT
331	Patrick Mahomes	KC vs. NO, Oct. 7	28-39, 0 TD, 1 INT
331	Tua Tagovailoa	MIA vs. NYJ, Dec. 8 (OT)	33-47, 2 TD, 0 INT
330	Baker Mayfield	TB vs. ATL, Oct. 27	37-50, 3 TD, 2 INT
330	Sam Darnold	MIN at CHI, Nov. 24 (OT)	22-34, 2 TD, 0 INT
330	Joe Flacco	IND at NYG, Dec. 29	26-38, 2 TD, 2 INT
327	Geno Smith	SEA at NE, Sep. 15 (OT)	33-44, 1 TD, 0 INT
326	Jayden Daniels	WAS vs. CHI, Oct. 27	21-38, 1 TD, 0 INT
326	Joshua Dobbs	SF at ARI, Jan. 5	29-43, 2 TD, 2 INT
325	Baker Mayfield	TB at NO, Oct. 13	24-36, 4 TD, 3 INT
325	Brock Purdy	SF vs. CHI, Dec. 8	20-25, 2 TD, 0 INT
324	Joe Burrow	CIN vs. WAS, Sep. 23	29-38, 3 TD, 0 INT
323	Lamar Jackson	BAL vs. WAS, Oct. 13	20-26, 1 TD, 1 INT
323	Josh Allen	BUF vs. TEN, Oct. 20	21-33, 2 TD, 0 INT
321	Kyler Murray	ARI at LAR, Dec. 28	33-48, 1 TD, 2 INT
321	Bo Nix	DEN vs. KC, Jan. 5	26-29, 4 TD, 0 INT
320	Matthew Stafford	LAR vs. BUF, Dec. 8	23-30, 2 TD, 0 INT
320	Patrick Mahomes	KC at PIT, Dec. 25	29-38, 3 TD, 0 INT
319	Brock Purdy	SF at MIN, Sep. 15	28-36, 1 TD, 1 INT
319	Andy Dalton	CAR at LV, Sep. 22	26-37, 3 TD, 0 INT
317	Matthew Stafford	LAR at DET, Sep. 8 (OT)	34-49, 1 TD, 1 INT
317	Tua Tagovailoa	MIA vs. NE, Nov. 24	29-40, 4 TD, 0 INT
315	Jared Goff	DET at DAL, Oct. 13	18-25, 3 TD, 0 INT
314	Geno Smith	SEA vs. MIN, Dec. 22	31-43, 3 TD, 2 INT
313	Brock Purdy	SF at MIA, Dec. 22	26-40, 2 TD, 1 INT
312	Justin Fields	PIT at IND, Sep. 29	22-34, 1 TD, 0 INT
312	Geno Smith	SEA vs. SF, Oct. 10	30-52, 1 TD, 2 INT
312	Michael Penix Jr.	ATL vs. CAR, Jan. 5 (OT)	21-38, 2 TD, 1 INT
311	Jalen Hurts	PHI at NO, Sep. 22	29-38, 0 TD, 1 INT
309	Joe Burrow	CIN vs. PIT, Dec. 1	28-38, 3 TD, 1 INT
309	Drew Lock	NYG vs. IND, Dec. 29	17-23, 4 TD, 0 INT
308	Trevor Lawrence	JAX vs. GB, Oct. 27	21-32, 2 TD, 1 INT
307	Jared Goff	DET vs. TB, Sep. 15	34-55, 0 TD, 2 INT
307	Kyler Murray	ARI at MIA, Oct. 27	26-36, 2 TD, 0 INT
307	Bo Nix	DEN vs. ATL, Nov. 17	28-33, 4 TD, 0 INT
306	Kirk Cousins	ATL at NO, Nov. 10	23-38, 0 TD, 1 INT
306	Patrick Mahomes	KC vs. LV, Nov. 29	26-46, 1 TD, 0 INT
304	Caleb Williams	CHI vs. CAR, Oct. 6	20-29, 2 TD, 0 INT
303	Baker Mayfield	TB at DAL, Dec. 22	31-43, 2 TD, 1 INT

2024 NATIONAL FOOTBALL LEAGUE

300-YARD PASSING GAMES

YARDS	PLAYER	GAME	DETAILS
303	Jared Goff	DET at SF, Dec. 30	26-34, 3 TD, 0 INT

2024 NATIONAL FOOTBALL LEAGUE

2024 NATIONAL FOOTBALL LEAGUE

100-YARD RECEIVING GAMES

YARDS	PLAYER	GAME	DETAILS
264	Ja'Marr Chase	CIN at BAL, Nov. 7	11 REC, 3 TD
235	Jerry Jeudy	CLE at DEN, Dec. 2	9 REC, 1 TD
198	Davante Adams	NYJ at JAX, Dec. 15	9 REC, 2 TD
193	Ja'Marr Chase	CIN vs. BAL, Oct. 6 (OT)	10 REC, 2 TD
193	Amon-Ra St. Brown	DET vs. BUF, Dec. 15	14 REC, 1 TD
187	Drake London	ATL vs. CAR, Jan. 5 (OT)	10 REC, 2 TD
186	Quentin Johnston	LAC at LV, Jan. 5	13 REC, 0 TD
180	Jaxon Smith-Njigba	SEA vs. LAR, Nov. 3 (OT)	7 REC, 2 TD
177	Ja'Marr Chase	CIN at DAL, Dec. 9	14 REC, 2 TD
175	Jauan Jennings	SF at LAR, Sep. 22	11 REC, 3 TD
171	Malik Nabers	NYG vs. IND, Dec. 29	7 REC, 2 TD
170	Dallas Goedert	PHI at NO, Sep. 22	10 REC, 0 TD
162	Jordan Addison	MIN at CHI, Nov. 24 (OT)	8 REC, 1 TD
162	Puka Nacua	LAR vs. BUF, Dec. 8	12 REC, 1 TD
161	Amon-Ra St. Brown	DET vs. JAX, Nov. 17	11 REC, 2 TD
159	Mike Evans	TB at LAC, Dec. 15	9 REC, 2 TD
154	Drake London	ATL vs. TB, Oct. 3 (OT)	12 REC, 1 TD
151	Nico Collins	HOU vs. JAX, Sep. 29	12 REC, 1 TD
151	George Kittle	SF vs. CHI, Dec. 8	6 REC, 0 TD
150	Christian Watson	GB at CHI, Nov. 17	4 REC, 0 TD
148	Tee Higgins	CIN at LAC, Nov. 17	9 REC, 1 TD
147	Brandon Aiyuk	SF vs. ARI, Oct. 6	8 REC, 0 TD
146	CeeDee Lamb	DAL at SF, Oct. 27	13 REC, 2 TD
144	Jaylen Waddle	MIA vs. NE, Nov. 24	8 REC, 1 TD
144	Justin Jefferson	MIN at SEA, Dec. 22	10 REC, 2 TD
143	Calvin Ridley	TEN at DET, Oct. 27	10 REC, 0 TD
143	Jameson Williams	DET at CHI, Dec. 22	5 REC, 1 TD
142	Jerry Jeudy	CLE at NO, Nov. 17	6 REC, 1 TD
142	Darnell Mooney	ATL at MIN, Dec. 8	6 REC, 0 TD
141	Keenan Allen	CHI vs. DET, Dec. 22	9 REC, 1 TD
141	Ricky Pearsall	SF vs. DET, Dec. 30	8 REC, 1 TD
140	Brock Bowers	LV at KC, Nov. 29	10 REC, 1 TD
139	Jayden Reed	GB vs. MIN, Sep. 29	7 REC, 1 TD
138	Jayden Reed	GB at PHI, Sep. 6	4 REC, 1 TD
137	Justin Jefferson	MIN vs. IND, Nov. 3	7 REC, 0 TD
135	Nico Collins	HOU vs. CHI, Sep. 15	8 REC, 1 TD
134	Alec Pierce	IND at JAX, Oct. 6	3 REC, 1 TD
133	Justin Jefferson	MIN vs. SF, Sep. 15	4 REC, 1 TD
133	Trey McBride	ARI at SEA, Nov. 24	12 REC, 0 TD
133	Jordan Addison	MIN vs. ATL, Dec. 8	8 REC, 3 TD
132	Zay Flowers	BAL vs. WAS, Oct. 13	9 REC, 0 TD

2024 NATIONAL FOOTBALL LEAGUE

100-YARD RECEIVING GAMES

YARDS	PLAYER	GAME	DETAILS
132	Justin Jefferson	MIN vs. ATL, Dec. 8	7 REC, 2 TD
132	Brian Thomas Jr.	JAX at LV, Dec. 22	9 REC, 1 TD
131	Tee Higgins	CIN vs. DEN, Dec. 28 (OT)	11 REC, 3 TD
130	Tyreek Hill	MIA vs. JAX, Sep. 8	7 REC, 1 TD
130	Marvin Harrison Jr.	ARI vs. LAR, Sep. 15	4 REC, 2 TD
130	JuJu Smith-Schuster	KC vs. NO, Oct. 7	7 REC, 0 TD
129	DK Metcalf	SEA at NE, Sep. 15 (OT)	10 REC, 1 TD
129	Puka Nacua	LAR vs. ARI, Dec. 28	10 REC, 0 TD
128	George Kittle	SF vs. DAL, Oct. 27	6 REC, 1 TD
127	Malik Nabers	NYG at WAS, Sep. 15	10 REC, 1 TD
127	Zay Flowers	BAL vs. DEN, Nov. 3	5 REC, 2 TD
126	Tank Dell	HOU at NYJ, Oct. 31	6 REC, 0 TD
126	Brock Bowers	LV at MIA, Nov. 17	13 REC, 1 TD
125	Alec Pierce	IND vs. HOU, Sep. 8	3 REC, 1 TD
125	Chris Godwin	TB at NO, Oct. 13	11 REC, 2 TD
125	Keon Coleman	BUF vs. TEN, Oct. 20	4 REC, 0 TD
125	Terry McLaurin	WAS vs. CHI, Oct. 27	5 REC, 0 TD
124	Trey McBride	ARI at MIA, Oct. 27	9 REC, 0 TD
124	Jameson Williams	DET vs. JAX, Nov. 17	4 REC, 1 TD
123	Ladd McConkey	LAC vs. CIN, Nov. 17	6 REC, 0 TD
123	Puka Nacua	LAR at NE, Nov. 17	7 REC, 1 TD
123	Trey McBride	ARI at LAR, Dec. 28	12 REC, 1 TD
123	Jakobi Meyers	LV vs. LAC, Jan. 5	9 REC, 1 TD
122	Diontae Johnson	CAR at LV, Sep. 22	8 REC, 1 TD
122	Darius Slayton	NYG at SEA, Oct. 6	8 REC, 1 TD
122	Brian Thomas Jr.	JAX vs. IND, Oct. 6	5 REC, 1 TD
122	Courtland Sutton	DEN at BAL, Nov. 3	7 REC, 0 TD
122	Alec Pierce	IND at NYG, Dec. 29	6 REC, 1 TD
121	Jameson Williams	DET vs. LAR, Sep. 8 (OT)	5 REC, 1 TD
121	Rashod Bateman	BAL at TB, Oct. 21	4 REC, 1 TD
121	Jakobi Meyers	LV vs. DEN, Nov. 24	10 REC, 0 TD
120	DeVonta Smith	PHI vs. DAL, Dec. 29	6 REC, 2 TD
119	A.J. Brown	PHI vs. GB, Sep. 6	5 REC, 1 TD
119	Amon-Ra St. Brown	DET vs. TB, Sep. 15	11 REC, 0 TD
119	Nico Collins	HOU at JAX, Dec. 1	8 REC, 0 TD
118	Ja'Marr Chase	CIN vs. WAS, Sep. 23	6 REC, 2 TD
118	Quentin Johnston	LAC at CLE, Nov. 3	4 REC, 1 TD
118	Mike Evans	TB at CAR, Dec. 1 (OT)	8 REC, 1 TD
117	Nico Collins	HOU at IND, Sep. 8	6 REC, 0 TD
117	Chris Godwin	TB at DET, Sep. 15	7 REC, 1 TD
117	Jaxon Smith-Njigba	SEA at NE, Sep. 15 (OT)	12 REC, 0 TD

2024 NATIONAL FOOTBALL LEAGUE

100-YARD RECEIVING GAMES

YARDS	PLAYER	GAME	DETAILS
117	Nick Westbrook-Ikhine	TEN vs. MIN, Nov. 17	2 REC, 1 TD
117	Puka Nacua	LAR vs. PHI, Nov. 24	9 REC, 0 TD
117	Ladd McConkey	LAC at ATL, Dec. 1	9 REC, 0 TD
117	Kayshon Boutte	NE vs. BUF, Jan. 5	7 REC, 1 TD
116	A.J. Brown	PHI vs. CLE, Oct. 13	6 REC, 1 TD
116	CeeDee Lamb	DAL at CAR, Dec. 15	9 REC, 1 TD
115	Malik Nabers	NYG vs. DAL, Sep. 26	12 REC, 0 TD
115	Justin Jefferson	MIN at LAR, Oct. 24	8 REC, 0 TD
115	Zay Flowers	BAL at CLE, Oct. 27	7 REC, 0 TD
115	Tylan Wallace	BAL vs. CIN, Nov. 7	3 REC, 1 TD
115	Tyreek Hill	MIA vs. NYJ, Dec. 8 (OT)	10 REC, 1 TD
114	Allen Lazard	NYJ vs. BUF, Oct. 14	6 REC, 1 TD
114	T.J. Hockenson	MIN at CHI, Nov. 24 (OT)	7 REC, 0 TD
114	Christian Watson	GB at DET, Dec. 5	4 REC, 0 TD
114	Garrett Wilson	NYJ at MIA, Dec. 8 (OT)	7 REC, 0 TD
114	Ty Johnson	BUF at DET, Dec. 15	5 REC, 0 TD
113	George Pickens	PIT at IND, Sep. 29	7 REC, 0 TD
113	Michael Pittman	IND vs. PIT, Sep. 29	6 REC, 0 TD
113	Garrett Wilson	NYJ at NE, Oct. 27	5 REC, 0 TD
113	Jayden Reed	GB vs. DET, Nov. 3	5 REC, 0 TD
113	Terry McLaurin	WAS vs. PIT, Nov. 10	5 REC, 0 TD
113	Jonnu Smith	MIA at GB, Nov. 28	10 REC, 0 TD
112	Rome Odunze	CHI at IND, Sep. 22	6 REC, 1 TD
112	Terry McLaurin	WAS vs. CLE, Oct. 6	4 REC, 0 TD
112	Amon-Ra St. Brown	DET at MIN, Oct. 20	8 REC, 1 TD
112	George Kittle	SF vs. DET, Dec. 30	8 REC, 0 TD
111	Isaiah Likely	BAL at KC, Sep. 5	9 REC, 1 TD
111	Zay Flowers	BAL at CIN, Oct. 6 (OT)	7 REC, 0 TD
111	George Pickens	PIT vs. NYJ, Oct. 20	5 REC, 1 TD
111	Marvin Harrison Jr.	ARI at MIA, Oct. 27	6 REC, 1 TD
111	Ladd McConkey	LAC vs. NO, Oct. 27	6 REC, 2 TD
111	Elijah Moore	CLE at DEN, Dec. 2	8 REC, 0 TD
111	Sam LaPorta	DET vs. BUF, Dec. 15	7 REC, 0 TD
110	Cooper Kupp	LAR at DET, Sep. 8 (OT)	14 REC, 1 TD
110	Davante Adams	LV at BAL, Sep. 15	9 REC, 1 TD
110	Deebo Samuel Sr.	SF at MIN, Sep. 15	8 REC, 0 TD
110	Rashee Rice	KC at ATL, Sep. 22	12 REC, 1 TD
110	Jaxon Smith-Njigba	SEA at SF, Nov. 17	10 REC, 0 TD
110	A.J. Brown	PHI vs. PIT, Dec. 15	8 REC, 1 TD
110	Jalen Coker	CAR vs. DAL, Dec. 15	4 REC, 1 TD
110	Adam Thielen	CAR at TB, Dec. 29	5 REC, 2 TD

2024 NATIONAL FOOTBALL LEAGUE

100-YARD RECEIVING GAMES

YARDS	PLAYER	GAME	DETAILS
109	Jaylen Waddle	MIA vs. JAX, Sep. 8	5 REC, 0 TD
109	Hunter Henry	NE vs. SEA, Sep. 15 (OT)	8 REC, 0 TD
109	Josh Downs	IND at HOU, Oct. 27	4 REC, 1 TD
109	A.J. Brown	PHI at DAL, Nov. 10	5 REC, 0 TD
109	Marquez Valdes-Scantling	NO vs. ATL, Nov. 10	3 REC, 2 TD
109	A.J. Brown	PHI at LAR, Nov. 24	6 REC, 1 TD
109	Davante Adams	NYJ at MIA, Dec. 8 (OT)	9 REC, 1 TD
109	DeVonta Smith	PHI vs. PIT, Dec. 15	11 REC, 1 TD
109	Michael Pittman	IND at NYG, Dec. 29	9 REC, 1 TD
108	Darius Slayton	NYG at PIT, Oct. 28	4 REC, 0 TD
108	Jerry Jeudy	CLE vs. KC, Dec. 15	11 REC, 0 TD
107	Garrett Wilson	NYJ vs. BUF, Oct. 14	8 REC, 1 TD
107	Chris Olave	NO at LAC, Oct. 27	8 REC, 0 TD
107	Khalil Shakir	BUF at SEA, Oct. 27	9 REC, 0 TD
106	Puka Nacua	LAR vs. MIN, Oct. 24	7 REC, 0 TD
106	Cooper Kupp	LAR at NE, Nov. 17	6 REC, 2 TD
106	DJ Moore	CHI vs. MIN, Nov. 24 (OT)	7 REC, 1 TD
106	Khalil Shakir	BUF at LAR, Dec. 8	5 REC, 1 TD
106	George Kittle	SF at MIA, Dec. 22	8 REC, 0 TD
106	Drake London	ATL at WAS, Dec. 29 (OT)	7 REC, 0 TD
105	Darnell Mooney	ATL vs. TB, Oct. 3 (OT)	9 REC, 2 TD
105	DJ Moore	CHI vs. CAR, Oct. 6	5 REC, 2 TD
105	Jakobi Meyers	LV at CIN, Nov. 3	8 REC, 0 TD
105	Marvin Mims Jr.	DEN vs. CLE, Dec. 2	3 REC, 1 TD
105	Brian Thomas Jr.	JAX vs. NYJ, Dec. 15	10 REC, 2 TD
105	CeeDee Lamb	DAL vs. TB, Dec. 22	7 REC, 0 TD
105	Tyreek Hill	MIA at CLE, Dec. 29	9 REC, 0 TD
104	DK Metcalf	SEA vs. MIA, Sep. 22	4 REC, 1 TD
104	DK Metcalf	SEA at DET, Sep. 30	7 REC, 0 TD
104	Cooper Kupp	LAR at SEA, Nov. 3 (OT)	11 REC, 0 TD
104	Rome Odunze	CHI at ARI, Nov. 3	5 REC, 0 TD
103	Rashee Rice	KC vs. BAL, Sep. 5	7 REC, 0 TD
103	Breece Hall	NYJ at PIT, Oct. 20	6 REC, 0 TD
103	Parker Washington	JAX vs. HOU, Dec. 1	6 REC, 1 TD
103	Marvin Mims Jr.	DEN at CIN, Dec. 28 (OT)	8 REC, 2 TD
103	Brian Thomas Jr.	JAX at IND, Jan. 5 (OT)	7 REC, 0 TD
102	Deebo Samuel Sr.	SF at SEA, Oct. 10	3 REC, 1 TD
102	Evan Engram	JAX at CHI, Oct. 13	10 REC, 0 TD
102	Terry McLaurin	WAS vs. DAL, Nov. 24	5 REC, 1 TD
102	Courtland Sutton	DEN vs. CLE, Dec. 2	6 REC, 0 TD
102	Adam Thielen	CAR at PHI, Dec. 8	9 REC, 0 TD

2024 NATIONAL FOOTBALL LEAGUE

100-YARD RECEIVING GAMES

YARDS	PLAYER	GAME	DETAILS
102	Ja'Marr Chase	CIN vs. DEN, Dec. 28 (OT)	9 REC, 0 TD
101	Garrett Wilson	NYJ at MIN, Oct. 6	13 REC, 1 TD
101	Jonnu Smith	MIA vs. LV, Nov. 17	6 REC, 2 TD
100	Terry McLaurin	WAS at CIN, Sep. 23	4 REC, 1 TD
100	Cade Otton	TB vs. BAL, Oct. 21	8 REC, 0 TD
100	Courtland Sutton	DEN vs. CAR, Oct. 27	8 REC, 0 TD
100	Mike Gesicki	CIN vs. LV, Nov. 3	5 REC, 2 TD
100	Travis Kelce	KC vs. TB, Nov. 4 (OT)	14 REC, 0 TD
100	Zay Flowers	BAL vs. PIT, Dec. 21	5 REC, 0 TD

2024 NATIONAL FOOTBALL LEAGUE

2024 NATIONAL FOOTBALL LEAGUE

100-YARD RUSHING GAMES

YARDS	PLAYER	GAME	DETAILS
255	Saquon Barkley	PHI at LAR, Nov. 24	26 ATT, 2 TD
218	Jonathan Taylor	IND vs. TEN, Dec. 22	29 ATT, 3 TD
199	Derrick Henry	BAL vs. BUF, Sep. 29	24 ATT, 1 TD
177	Jonathan Taylor	IND vs. JAX, Jan. 5 (OT)	34 ATT, 1 TD
176	Saquon Barkley	PHI at NYG, Oct. 20	17 ATT, 1 TD
176	Dameon Pierce	HOU at TEN, Jan. 5	19 ATT, 1 TD
170	Bijan Robinson	ATL vs. CAR, Jan. 5 (OT)	28 ATT, 2 TD
169	Derrick Henry	BAL at TB, Oct. 21	15 ATT, 0 TD
167	Saquon Barkley	PHI vs. DAL, Dec. 29	31 ATT, 0 TD
162	Derrick Henry	BAL vs. PIT, Dec. 21	24 ATT, 0 TD
159	Joe Mixon	HOU at IND, Sep. 8	30 ATT, 1 TD
159	Saquon Barkley	PHI vs. JAX, Nov. 3	27 ATT, 1 TD
155	Alvin Kamara	NO at CAR, Nov. 3	29 ATT, 0 TD
153	Chuba Hubbard	CAR vs. NYG, Nov. 10 (OT)	28 ATT, 1 TD
152	Bucky Irving	TB at CAR, Dec. 1 (OT)	25 ATT, 1 TD
152	Chuba Hubbard	CAR vs. ARI, Dec. 22 (OT)	25 ATT, 2 TD
151	Josh Jacobs	GB vs. IND, Sep. 15	32 ATT, 0 TD
151	Derrick Henry	BAL at DAL, Sep. 22	25 ATT, 2 TD
150	Saquon Barkley	PHI at WAS, Dec. 22	29 ATT, 2 TD
149	Rico Dowdle	DAL at CAR, Dec. 15	25 ATT, 0 TD
147	Jordan Mason	SF vs. NYJ, Sep. 9	28 ATT, 1 TD
147	Saquon Barkley	PHI at NO, Sep. 22	17 ATT, 2 TD
147	Derrick Henry	BAL at HOU, Dec. 25	27 ATT, 1 TD
146	Saquon Barkley	PHI vs. WAS, Nov. 14	26 ATT, 2 TD
145	Tyrone Tracy Jr.	NYG at PIT, Oct. 28	20 ATT, 1 TD
140	Derrick Henry	BAL at LAC, Nov. 25	24 ATT, 0 TD
139	Jahmyr Gibbs	DET vs. MIN, Jan. 5	23 ATT, 3 TD
138	Taysom Hill	NO vs. CLE, Nov. 17	7 ATT, 3 TD
138	Derrick Henry	BAL vs. CLE, Jan. 4	20 ATT, 2 TD
136	Sean Tucker	TB at NO, Oct. 13	14 ATT, 1 TD
135	J.K. Dobbins	LAC vs. LV, Sep. 8	10 ATT, 1 TD
134	Zach Charbonnet	SEA at ARI, Dec. 8	22 ATT, 2 TD
133	Brian Robinson	WAS vs. NYG, Sep. 15	17 ATT, 0 TD
132	Derrick Henry	BAL vs. WAS, Oct. 13	24 ATT, 2 TD
131	J.K. Dobbins	LAC at CAR, Sep. 15	17 ATT, 1 TD
131	Rico Dowdle	DAL vs. CIN, Dec. 9	18 ATT, 0 TD
129	Tyrone Tracy Jr.	NYG at SEA, Oct. 6	18 ATT, 0 TD
129	D'Andre Swift	CHI at WAS, Oct. 27	18 ATT, 1 TD
128	Tony Pollard	TEN vs. NE, Nov. 3 (OT)	28 ATT, 0 TD
127	Jahmyr Gibbs	DET vs. TEN, Oct. 27	11 ATT, 1 TD
127	Josh Jacobs	GB at JAX, Oct. 27	25 ATT, 2 TD

2024 NATIONAL FOOTBALL LEAGUE

100-YARD RUSHING GAMES

YARDS	PLAYER	GAME	DETAILS
127	Jayden Daniels	WAS vs. ATL, Dec. 29 (OT)	16 ATT, 0 TD
125	Bijan Robinson	ATL at LV, Dec. 16	22 ATT, 0 TD
125	Jonathan Taylor	IND at NYG, Dec. 29	32 ATT, 2 TD
124	Saquon Barkley	PHI vs. CAR, Dec. 8	20 ATT, 0 TD
123	Jordan Mason	SF vs. NE, Sep. 29	24 ATT, 1 TD
122	Lamar Jackson	BAL at KC, Sep. 5	16 ATT, 0 TD
122	James Conner	ARI vs. LAR, Sep. 15	21 ATT, 1 TD
122	Kyren Williams	LAR at NYJ, Dec. 22	23 ATT, 1 TD
121	De'Von Achane	MIA at NYJ, Jan. 5	11 ATT, 1 TD
120	Rhamondre Stevenson	NE at CIN, Sep. 8	25 ATT, 1 TD
120	Chase Brown	CIN vs. LV, Nov. 3	27 ATT, 0 TD
120	De'Von Achane	MIA vs. SF, Dec. 22	17 ATT, 1 TD
119	Tony Pollard	TEN at HOU, Nov. 24	24 ATT, 1 TD
118	Tank Bigsby	JAX vs. NE, Oct. 20	26 ATT, 2 TD
117	Bucky Irving	TB at LAC, Dec. 15	15 ATT, 0 TD
117	James Conner	ARI at CAR, Dec. 22 (OT)	15 ATT, 1 TD
117	Jahmyr Gibbs	DET at SF, Dec. 30	18 ATT, 1 TD
116	Jahmyr Gibbs	DET at MIN, Oct. 20	15 ATT, 2 TD
116	Bijan Robinson	ATL at NO, Nov. 10	20 ATT, 2 TD
115	Alvin Kamara	NO at DAL, Sep. 15	20 ATT, 3 TD
115	Joe Mixon	HOU at GB, Oct. 20	25 ATT, 2 TD
115	Ameer Abdullah	LV at NO, Dec. 29	20 ATT, 0 TD
114	Chuba Hubbard	CAR at LV, Sep. 22	21 ATT, 0 TD
114	Najee Harris	PIT vs. NYG, Oct. 28	19 ATT, 0 TD
114	Jonathan Taylor	IND vs. BUF, Nov. 10	21 ATT, 0 TD
113	Breece Hall	NYJ vs. BUF, Oct. 14	18 ATT, 0 TD
113	Bucky Irving	TB vs. CAR, Dec. 29	20 ATT, 0 TD
112	Rico Dowdle	DAL vs. NYG, Nov. 28	22 ATT, 1 TD
112	Alvin Kamara	NO vs. LAR, Dec. 1	23 ATT, 0 TD
111	James Cook	BUF at SEA, Oct. 27	17 ATT, 2 TD
110	Jonathan Taylor	IND vs. CHI, Sep. 22	23 ATT, 2 TD
110	James Conner	ARI vs. NE, Dec. 15	16 ATT, 2 TD
109	Saquon Barkley	PHI vs. GB, Sep. 6	24 ATT, 2 TD
109	Joe Mixon	HOU at DAL, Nov. 18	20 ATT, 3 TD
109	Jahmyr Gibbs	DET at CHI, Dec. 22	23 ATT, 1 TD
109	Patrick Taylor	SF at ARI, Jan. 5	17 ATT, 0 TD
108	Saquon Barkley	PHI at CIN, Oct. 27	22 ATT, 0 TD
108	Kyren Williams	LAR at SF, Dec. 12	29 ATT, 0 TD
107	James Conner	ARI vs. CHI, Nov. 3	18 ATT, 0 TD
107	Saquon Barkley	PHI at BAL, Dec. 1	23 ATT, 1 TD
107	James Cook	BUF vs. SF, Dec. 1	14 ATT, 1 TD

2024 NATIONAL FOOTBALL LEAGUE

100-YARD RUSHING GAMES

YARDS	PLAYER	GAME	DETAILS
107	Jonathan Taylor	IND at DEN, Dec. 15	22 ATT, 0 TD
106	Najee Harris	PIT at LV, Oct. 13	14 ATT, 1 TD
106	Joe Mixon	HOU at NYJ, Oct. 31	24 ATT, 1 TD
106	Derrick Henry	BAL vs. DEN, Nov. 3	23 ATT, 2 TD
106	Kareem Hunt	KC vs. TB, Nov. 4 (OT)	27 ATT, 1 TD
106	Josh Jacobs	GB vs. SF, Nov. 24	26 ATT, 3 TD
106	Aaron Jones	MIN at CHI, Nov. 24 (OT)	22 ATT, 1 TD
105	David Montgomery	DET at ARI, Sep. 22	23 ATT, 1 TD
105	Tyler Allgeier	ATL at CAR, Oct. 13	18 ATT, 1 TD
105	Jonathan Taylor	IND at HOU, Oct. 27	20 ATT, 1 TD
105	James Cook	BUF at DET, Dec. 15	14 ATT, 2 TD
104	James Conner	ARI vs. WAS, Sep. 29	18 ATT, 1 TD
104	Chuba Hubbard	CAR vs. CIN, Sep. 29	18 ATT, 1 TD
104	Kyren Williams	LAR at NO, Dec. 1	15 ATT, 1 TD
104	Rico Dowdle	DAL at PHI, Dec. 29	23 ATT, 0 TD
103	Kenneth Walker III	SEA vs. DEN, Sep. 8	20 ATT, 1 TD
103	Jonathan Taylor	IND at GB, Sep. 15	12 ATT, 0 TD
103	Bijan Robinson	ATL vs. SEA, Oct. 20	21 ATT, 1 TD
103	Tyrone Tracy Jr.	NYG at CAR, Nov. 10 (OT)	18 ATT, 1 TD
103	Brian Robinson	WAS vs. TEN, Dec. 1	16 ATT, 1 TD
102	Aaron Jones	MIN vs. HOU, Sep. 22	19 ATT, 0 TD
102	Kyren Williams	LAR vs. GB, Oct. 6	22 ATT, 1 TD
102	Kareem Hunt	KC vs. NO, Oct. 7	27 ATT, 1 TD
102	Joe Mixon	HOU at NE, Oct. 13	13 ATT, 1 TD
102	Najee Harris	PIT vs. NYJ, Oct. 20	21 ATT, 1 TD
102	Joe Mixon	HOU vs. IND, Oct. 27	25 ATT, 1 TD
102	Bijan Robinson	ATL vs. LAC, Dec. 1	26 ATT, 1 TD
102	Tony Pollard	TEN vs. JAX, Dec. 8	21 ATT, 0 TD
101	Brian Robinson	WAS at ARI, Sep. 29	21 ATT, 1 TD
101	Tank Bigsby	JAX vs. IND, Oct. 6	13 ATT, 2 TD
101	James Conner	ARI vs. LAC, Oct. 21	19 ATT, 0 TD
101	Joe Mixon	HOU at JAX, Dec. 1	20 ATT, 1 TD
100	Jordan Mason	SF at MIN, Sep. 15	20 ATT, 1 TD
100	James Cook	BUF vs. NE, Dec. 22	11 ATT, 1 TD

2024 NATIONAL FOOTBALL LEAGUE

2024 NATIONAL FOOTBALL LEAGUE

AFC LEADING PASSERS

RANK	PLAYER	TEAM	ATT	COMP	COMP%	YDS	YPA	TD	TD%	LONG	INT	INT%	RATING
1	L. Jackson	BAL	474	316	66.7%	4172	8.80	41	8.6%	84t	4	0.8%	119.6
2	Burrow	CIN	652	460	70.6%	4918	7.54	43	6.6%	70t	9	1.4%	108.5
3	Herbert	LAC	504	332	65.9%	3870	7.68	23	4.6%	66t	3	0.6%	101.7
4	Allen	BUF	483	307	63.6%	3731	7.72	28	5.8%	64	6	1.2%	101.4
5	Tagovailoa	MIA	399	291	72.9%	2867	7.19	19	4.8%	80t	7	1.8%	101.4
6	Ru. Wilson	PIT	336	214	63.7%	2482	7.39	16	4.8%	46	5	1.5%	95.6
7	Mahomes	KC	581	392	67.5%	3928	6.76	26	4.5%	54t	11	1.9%	93.5
8	*Nix	DEN	567	376	66.3%	3775	6.66	29	5.1%	93t	12	2.1%	93.3
9	Rodgers	NYJ	584	368	63.0%	3897	6.67	28	4.8%	71t	11	1.9%	90.5
10	*Maye	NE	338	225	66.6%	2276	6.73	15	4.4%	40t	10	3.0%	88.1
11	Stroud	HOU	532	336	63.2%	3727	7.01	20	3.8%	67t	12	2.3%	87.0
12	Minschew	LV	306	203	66.3%	2013	6.58	9	2.9%	57t	10	3.3%	81.0

2024 NATIONAL FOOTBALL LEAGUE

AFC LEADING PASSERS, RANKS

PLAYER	TEAM	ATT	COMP	COMP%	YDS	YPA	TD	TD%	INT	INT%	RATING
L. Jackson	BAL	8	7	4	2	1	2	1	2	2	1
Burrow	CIN	1	1	2	1	4	1	2	6	4	2
Herbert	LAC	6	6	8	5	3	7	8	1	1	3
Allen	BUF	7	8	10	7	2	4t	3	4	3	4
Tagovailoa	MIA	9	9	1	9	6	9	6t	5	6	5
Ru. Wilson	PIT	11	11	9	10	5	10	6t	3	5	6
Mahomes	KC	3	2	3	3	8	6	9	9t	8	7
*Nix	DEN	4	3	7	6	11	3	4	11t	9	8
Rodgers	NYJ	2	4	12	4	10	4t	5	9t	7	9
*Maye	NE	10	10	5	11	9	11	10	7t	11	10
Stroud	HOU	5	5	11	8	7	8	11	11t	10	11
Minshew	LV	12	12	6	15	12	16t	12	7t	12	12

2024 NATIONAL FOOTBALL LEAGUE

AFC FOURTH-QUARTER PASSING LEADERS

RANK	PLAYER	TEAM	ATT	COMP	COMP%	YDS	YPA	TD	TD%	INT	INT%	RATING
1	L. Jackson	BAL	119	77	64.7%	1054	8.86	11	9.2%	2	1.7%	116.7
2	Flacco	IND	66	43	65.2%	596	9.03	7	10.6%	3	4.5%	110.4
3	Fields	PIT	40	23	57.5%	302	7.55	3	7.5%	0	0.0%	106.5
4	Burrow	CIN	163	108	66.3%	1367	8.39	12	7.4%	5	3.1%	104.0
5	Mahomes	KC	116	78	67.2%	791	6.82	6	5.2%	1	0.9%	100.2
6	*Nix	DEN	135	93	68.9%	977	7.24	9	6.7%	4	3.0%	99.5
7	Allen	BUF	94	55	58.5%	679	7.22	5	5.3%	0	0.0%	98.7
8	Tagovailoa	MIA	95	69	72.6%	633	6.66	4	4.2%	2	2.1%	95.6
9	Rodgers	NYJ	169	110	65.1%	1172	6.93	7	4.1%	2	1.2%	94.1
10	Herbert	LAC	99	55	55.6%	677	6.84	5	5.1%	0	0.0%	93.7
11	O'Connell	LV	93	62	66.7%	605	6.51	5	5.4%	2	2.2%	93.7
12	M. Jones	JAX	87	60	69.0%	608	6.99	5	5.7%	3	3.4%	93.5
13	*Maye	NE	113	70	61.9%	764	6.76	7	6.2%	3	2.7%	91.5
14	Ru. Wilson	PIT	89	54	60.7%	596	6.70	5	5.6%	2	2.2%	89.9
15	Rudolph	TEN	67	45	67.2%	452	6.75	4	6.0%	3	4.5%	87.4
16	D. Watson	CLE	58	39	67.2%	335	5.78	2	3.4%	1	1.7%	86.5
17	Minschew	LV	102	69	67.6%	679	6.66	4	3.9%	4	3.9%	82.9
18	Stroud	HOU	113	67	59.3%	696	6.16	3	2.7%	2	1.8%	78.6
19	Ridder	ARI-LV	66	42	63.6%	395	5.98	2	3.0%	2	3.0%	77.5
20	Lawrence	JAX	83	46	55.4%	515	6.20	3	3.6%	2	2.4%	76.1
21	Winston	CLE	103	64	62.1%	701	6.81	5	4.9%	6	5.8%	74.1
22	Brissett	NE	52	29	55.8%	306	5.88	0	0.0%	0	0.0%	73.1
23	Richardson	IND	95	47	49.5%	664	6.99	4	4.2%	4	4.2%	68.9
24	Levis	TEN	98	49	50.0%	544	5.55	4	4.1%	5	5.1%	59.2
25	Thompson-Robinson	CLE	59	31	52.5%	212	3.59	0	0.0%	4	6.8%	32.6

2024 NATIONAL FOOTBALL LEAGUE

AFC THIRD-DOWN PASSING LEADERS

RANK	PLAYER	TEAM	ATT	COMP	COMP%	YDS	YPA	TD	TD%	INT	INT%	RATING
1	L. Jackson	BAL	119	74	62.2%	977	8.21	11	9.2%	0	0.0%	118.9
2	Burrow	CIN	150	97	64.7%	1126	7.51	13	8.7%	2	1.3%	110.6
3	Mahomes	KC	143	93	65.0%	1076	7.52	11	7.7%	1	0.7%	110.4
4	Herbert	LAC	128	75	58.6%	861	6.73	8	6.3%	0	0.0%	99.8
5	Allen	BUF	125	67	53.6%	943	7.54	10	8.0%	2	1.6%	98.2
6	Winston	CLE	80	49	61.3%	583	7.29	4	5.0%	1	1.3%	94.9
7	Ru. Wilson	PIT	101	60	59.4%	849	8.41	6	5.9%	3	3.0%	94.0
8	*Nix	DEN	165	103	62.4%	1164	7.05	9	5.5%	5	3.0%	89.1
9	*Maye	NE	82	48	58.5%	530	6.46	6	7.3%	3	3.7%	86.9
10	Tagovailoa	MIA	100	65	65.0%	703	7.03	4	4.0%	3	3.0%	86.4
11	Stroud	HOU	153	90	58.8%	1085	7.09	7	4.6%	4	2.6%	85.0
12	Rodgers	NYJ	152	88	57.9%	1187	7.81	7	4.6%	6	3.9%	81.8
13	Minschew	LV	80	46	57.5%	428	5.35	3	3.8%	5	6.3%	58.8

2024 NATIONAL FOOTBALL LEAGUE

AFC LEADING RUSHERS

RANK	PLAYER	TEAM	ATT	YDS	AVG	LONG	TD
1	Henry	BAL	325	1921	5.9	87t	16
2	Taylor	IND	303	1431	4.7	70t	11
3	Pollard	TEN	260	1079	4.2	41	5
4	Harris	PIT	263	1043	4.0	36t	6
5	Mixon	HOU	245	1016	4.1	59	11
6	Cook	BUF	207	1009	4.9	65t	16
7	C. Brown	CIN	229	990	4.3	40	7
8	L. Jackson (QB)	BAL	139	915	6.6	48t	4
9	Achane	MIA	203	907	4.5	61	6
10	Dobbins	LAC	195	905	4.6	61	9
11	Hall	NYJ	209	876	4.2	42	5
12	Stevenson	NE	207	801	3.9	33t	7
13	Bigsby	JAX	168	766	4.6	65t	7
14	Hunt	KC	200	728	3.6	20	7
15	J. Ford	CLE	104	565	5.4	66	3
16	Etienne	JAX	150	558	3.7	22	2
17	Gibson	NE	120	538	4.5	45	1
18	Allen (QB)	BUF	102	531	5.2	30	12
19	Williams	DEN	139	513	3.7	20	4
20	Warren	PIT	120	511	4.3	22	1
21	Richardson (QB)	IND	86	499	5.8	29	6
22	McLaughlin	DEN	113	496	4.4	21	1
23	*Davis	BUF	113	442	3.9	23	3
24	*Nix (QB)	DEN	92	430	4.7	32	4
25	*Maye (QB)	NE	54	421	7.8	41	2
26	Mattison	LV	132	420	3.2	24	4
27	Edwards	LAC	101	365	3.6	43	4
28	*Allen	NYJ	92	334	3.6	20t	2
29	Chubb	CLE	102	332	3.3	19	3
30	Spears	TEN	84	312	3.7	23	4
31	Abdullah	LV	66	311	4.7	40	2
32t	*Estime	DEN	76	310	4.1	21	2
32t	Pacheco	KC	83	310	3.7	34	1
34	Mahomes (QB)	KC	58	307	5.3	33	2
35	Herbert (QB)	LAC	69	306	4.4	41	2
36	Pierce	HOU	40	293	7.3	92t	2
37	Fields (QB)	PIT	62	289	4.7	30	5
38	Mostert	MIA	85	278	3.3	21	2
39	*Wright	MIA	68	249	3.7	20	0
40	Moss	CIN	74	242	3.3	16	2
41	Stroud (QB)	HOU	52	233	4.5	25	0
42	Foreman	CLE	71	232	3.3	25	0
43	Hill	BAL	47	228	4.9	51t	1
44	Ty Johnson	BUF	41	213	5.2	19	1
45	Burrow (QB)	CIN	42	201	4.8	47t	2
46t	Levis (QB)	TEN	45	183	4.1	21	0
46t	McCormick	LV	39	183	4.7	29	0
46t	*Steele	KC	56	183	3.3	9	0
46t	White	LV	65	183	2.8	17	1
50	*I. Davis	NYJ	30	174	5.8	20	1

2024 NATIONAL FOOTBALL LEAGUE

AFC THIRD-AND-ONE RUSHING LEADERS

RANK	PLAYER	TEAM	ATT	FD	PCT
1t	*Allen	NYJ	10	10	100.0%
1t	C. Brown	CIN	6	6	100.0%
1t	M. Jones (QB)	JAX	6	6	100.0%
1t	Burrow (QB)	CIN	4	4	100.0%
5	Allen (QB)	BUF	11	10	90.9%
6	Herbert (QB)	LAC	9	8	88.9%
7	Mixon	HOU	8	7	87.5%
8	L. Jackson (QB)	BAL	6	5	83.3%
9	*Nix (QB)	DEN	11	9	81.8%
10	Rudolph (QB)	TEN	5	4	80.0%
11	Levis (QB)	TEN	9	7	77.8%
12	Henry	BAL	13	10	76.9%
13	Dobbins	LAC	8	6	75.0%
14	Hunt	KC	11	8	72.7%
15	Taylor	IND	17	12	70.6%
16t	Achane	MIA	6	4	66.7%
16t	Pacheco	KC	6	4	66.7%
16t	*Steele	KC	6	4	66.7%
16t	Ru. Wilson (QB)	PIT	6	4	66.7%
20	Hall	NYJ	7	4	57.1%
21t	Bigsby	JAX	9	5	55.6%
21t	Haskins	LAC	9	5	55.6%

2024 NATIONAL FOOTBALL LEAGUE

AFC LEADERS IN RECEPTIONS

RANK	PLAYER	TEAM	REC	YDS	AVG	LONG	TD
1	Chase	CIN	127	1708	13.4	70t	17
2	*Bowers (TE)	LV	112	1194	10.7	57t	5
3	Wilson	NYJ	101	1104	10.9	42	7
4	Kelce (TE)	KC	97	823	8.5	38	3
5	Jedy	CLE	90	1229	13.7	89t	4
6	J. Smith (TE)	MIA	88	884	10.0	57t	8
7t	*B. Thomas	JAX	87	1282	14.7	85t	10
7t	Meyers	LV	87	1027	11.8	43	4
9	D. Adams	LV-NYJ	85	1063	12.5	71t	8
10	*McConkey	LAC	82	1149	14.0	60t	7
11t	Sutton	DEN	81	1081	13.3	47	8
11t	T. Hill	MIA	81	959	11.8	80t	6
13	Achane (RB)	MIA	78	592	7.6	39	6
14	Shakir	BUF	76	821	10.8	52	4
15	Flowers	BAL	74	1059	14.3	53t	4
16	Higgins	CIN	73	911	12.5	42t	10
17	Downs	IND	72	803	11.2	69t	5
18	Pittman	IND	69	808	11.7	33	3
19	Collins	HOU	68	1006	14.8	67t	7
20t	Henry (TE)	NE	66	674	10.2	35	2
20t	Douglas	NE	66	621	9.4	36t	3
22t	Gesicki (TE)	CIN	65	665	10.2	47t	2
22t	Freiermuth (TE)	PIT	65	653	10.0	30	7
24t	Ridley	TEN	64	1017	15.9	63	4
24t	Njoku (TE)	CLE	64	505	7.9	29	5
26	Moore	CLE	61	538	8.8	44	1
27t	Pickens	PIT	59	900	15.3	44	3
27t	*Worthy	KC	59	638	10.8	54t	6
29	Waddle	MIA	58	744	12.8	63	2
30	Hall (RB)	NYJ	57	483	8.5	57	3
31	Hopkins	TEN-KC	56	610	10.9	35	5
32t	Johnston	LAC	55	711	12.9	66t	8
32t	Andrews (TE)	BAL	55	673	12.2	67	11
34	C. Brown (RB)	CIN	54	360	6.7	34	4
35	Schultz (TE)	HOU	53	532	10.0	32	2
36t	Okonkwo (TE)	TEN	52	479	9.2	70t	2
36t	Williams (RB)	DEN	52	346	6.7	34	0
38t	Dell	HOU	51	667	13.1	50	3
38t	Conklin (TE)	NYJ	51	449	8.8	27	4
40	Dissly (TE)	LAC	50	481	9.6	29t	2
41t	Tucker	LV	47	539	11.5	58t	3
41t	Diggs	HOU	47	496	10.6	49	3
41t	Engram (TE)	JAX	47	365	7.8	24	1
44t	Bateman	BAL	45	756	16.8	59	9
44t	Hooper (TE)	NE	45	476	10.6	38t	3
46t	Cooper	CLE-BUF	44	547	12.4	30t	4
46t	Kincaid (TE)	BUF	44	448	10.2	29	2
48	Boutte	NE	43	589	13.7	48t	3
49t	Likely (TE)	BAL	42	477	11.4	49t	6
49t	Hill (RB)	BAL	42	383	9.1	27t	3

2024 NATIONAL FOOTBALL LEAGUE

AFC RECEIVING YARDAGE LEADERS

RANK	PLAYER	TEAM	YDS	REC	AVG	LONG	TD
1	Chase	CIN	1708	127	13.4	70t	17
2	*B. Thomas	JAX	1282	87	14.7	85t	10
3	Jeudy	CLE	1229	90	13.7	89t	4
4	*Bowers (TE)	LV	1194	112	10.7	57t	5
5	*McConkey	LAC	1149	82	14.0	60t	7
6	Wilson	NYJ	1104	101	10.9	42	7
7	Sutton	DEN	1081	81	13.3	47	8
8	D. Adams	LV-NYJ	1063	85	12.5	71t	8
9	Flowers	BAL	1059	74	14.3	53t	4
10	Meyers	LV	1027	87	11.8	43	4
11	Ridley	TEN	1017	64	15.9	63	4
12	Collins	HOU	1006	68	14.8	67t	7
13	T. Hill	MIA	959	81	11.8	80t	6
14	Higgins	CIN	911	73	12.5	42t	10
15	Pickens	PIT	900	59	15.3	44	3
16	J. Smith (TE)	MIA	884	88	10.0	57t	8
17	Pierce	IND	824	37	22.3	65t	7
18	Kelce (TE)	KC	823	97	8.5	38	3
19	Shakir	BUF	821	76	10.8	52	4
20	Pittman	IND	808	69	11.7	33	3
21	Downs	IND	803	72	11.2	69t	5
22	Bateman	BAL	756	45	16.8	59	9
23	Waddle	MIA	744	58	12.8	63	2
24	Johnston	LAC	711	55	12.9	66t	8
25	Henry (TE)	NE	674	66	10.2	35	2
26	Andrews (TE)	BAL	673	55	12.2	67	11
27	Dell	HOU	667	51	13.1	50	3
28	Gesicki (TE)	CIN	665	65	10.2	47t	2
29	Freiermuth (TE)	PIT	653	65	10.0	30	7
30	*Worthy	KC	638	59	10.8	54t	6
31	Douglas	NE	621	66	9.4	36t	3
32	Hopkins	TEN-KC	610	56	10.9	35	5
33	Achane (RB)	MIA	592	78	7.6	39	6
34	Boutte	NE	589	43	13.7	48t	3
35	Palmer	LAC	584	39	15.0	45	1
36	*Coleman	BUF	556	29	19.2	64	4
37	Austin	PIT	548	36	15.2	55t	4
38	Cooper	CLE-BUF	547	44	12.4	30t	4
39	Tucker	LV	539	47	11.5	58t	3
40	Moore	CLE	538	61	8.8	44	1
41	Schultz (TE)	HOU	532	53	10.0	32	2
42	Lazard	NYJ	530	37	14.3	52t	6
43	Njoku (TE)	CLE	505	64	7.9	29	5
44	Mims	DEN	503	39	12.9	93t	6
45	Westbrook-Ikhine	TEN	497	32	15.5	98t	9
46	Diggs	HOU	496	47	10.6	49	3
47	Hall (RB)	NYJ	483	57	8.5	57	3
48	Dissly (TE)	LAC	481	50	9.6	29t	2
49t	Iosivas	CIN	479	36	13.3	39	6
49t	Okonkwo (TE)	TEN	479	52	9.2	70t	2

2024 NATIONAL FOOTBALL LEAGUE

AFC THIRD-DOWN RECEIVING LEADERS

RANK	PLAYER	TEAM	REC	YDS	AVG	LONG	TD
1	Sutton	DEN	30	452	15.1	33	3
2	Wilson	NYJ	26	300	11.5	26t	3
3t	*Bowers (TE)	LV	25	302	12.1	29	2
3t	Kelce (TE)	KC	25	254	10.2	38	1
5	Pickens	PIT	23	303	13.2	37	0
6t	Shakir	BUF	22	348	15.8	52	2
6t	Meyers	LV	22	273	12.4	43	0
8t	Collins	HOU	21	297	14.1	34	4
8t	Chase	CIN	21	257	12.2	63t	2
8t	Henry (TE)	NE	21	242	11.5	32	1
8t	*McConkey	LAC	21	235	11.2	19	2
12t	Higgins	CIN	20	312	15.6	38t	4
12t	Downs	IND	20	260	13.0	31	2
12t	Moore	CLE	20	206	10.3	44	0
15t	Judy	CLE	19	253	13.3	35t	1
15t	J. Smith (TE)	MIA	19	185	9.7	33	2
17t	Dell	HOU	18	216	12.0	31	0
17t	Gesicki (TE)	CIN	18	212	11.8	47t	1
17t	T. Hill	MIA	18	211	11.7	30	2
17t	Freiermuth (TE)	PIT	18	205	11.4	22	3
21t	D. Adams	LV-NYJ	17	315	18.5	43	1
21t	Johnston	LAC	17	242	14.2	66t	5
21t	Douglas	NE	17	175	10.3	35t	1
24t	Ridley	TEN	16	330	20.6	63	1
24t	*B. Thomas	JAX	16	285	17.8	62t	5
26t	Bateman	BAL	15	171	11.4	24	3
26t	Andrews (TE)	BAL	15	168	11.2	23	4
26t	Hill (RB)	BAL	15	168	11.2	24	0
26t	Williams (RB)	DEN	15	122	8.1	34	0
30t	Mims	DEN	14	244	17.4	93t	3
30t	Perine (RB)	KC	14	211	15.1	35	1
30t	Boyd	TEN	14	177	12.6	40	0
30t	Hopkins	TEN-KC	14	169	12.1	35	2
30t	Hall (RB)	NYJ	14	124	8.9	29t	1
30t	Warren (RB)	PIT	14	102	7.3	26	0
36t	Flowers	BAL	13	226	17.4	49	1
36t	Palmer	LAC	13	182	14.0	28t	1
36t	Waddle	MIA	13	182	14.0	36	0
36t	Schultz (TE)	HOU	13	176	13.5	32	1
36t	Conklin (TE)	NYJ	13	159	12.2	25	1
36t	*Worthy	KC	13	138	10.6	19	0
36t	Achane (RB)	MIA	13	132	10.2	39	1
36t	Diggs	HOU	13	127	9.8	21	1
36t	Pittman	IND	13	117	9.0	19	2
36t	Tucker	LV	13	112	8.6	18t	1
46t	Austin	PIT	12	223	18.6	46	2
46t	*Vele	DEN	12	139	11.6	32	1
46t	Akins (TE)	CLE	12	108	9.0	16t	1
46t	Abdullah (RB)	LV	12	91	7.6	24	1
50t	Westbrook-Ikhine	TEN	11	209	19.0	98t	5
50t	Ogunbowale (RB)	HOU	11	152	13.8	31	0
50t	Engram (TE)	JAX	11	92	8.4	15	0
50t	Okonkwo (TE)	TEN	11	81	7.4	18	0
50t	Njoku (TE)	CLE	11	77	7.0	18	2

2024 NATIONAL FOOTBALL LEAGUE

AFC LEADING SCORERS (NON-KICKING)

RANK	PLAYER	TEAM	POS	TOUCHDOWNS				X2	PTS
				TOTAL	RUSH	REC	RET		
1t	Cook	BUF	RB	18	16	2	0	0	108
1t	Henry	BAL	RB	18	16	2	0	0	108
3	Chase	CIN	WR	17	0	17	0	0	102
4	Allen	BUF	QB	13	12	1	0	0	78
5t	Achane	MIA	RB	12	6	6	0	0	72
5t	Mixon	HOU	RB	12	11	1	0	0	72
5t	Taylor	IND	RB	12	11	1	0	0	72
8	C. Brown	CIN	RB	11	7	4	0	1	68
9	Andrews	BAL	TE	11	0	11	0	0	66
10	*B. Thomas	JAX	WR	10	0	10	0	2	64
11	Higgins	CIN	WR	10	0	10	0	0	60
12t	Bateman	BAL	WR	9	0	9	0	0	54
12t	Dobbins	LAC	RB	9	9	0	0	0	54
12t	Westbrook-Ikhine	TEN	WR	9	0	9	0	0	54
12t	*Worthy	KC	WR	9	3	6	0	0	54
16t	Hall	NYJ	RB	8	5	3	0	2	52
16t	Stevenson	NE	RB	8	7	1	0	2	52
18	D. Adams	LV-NYJ	WR	8	0	8	0	1	50
19t	Johnston	LAC	WR	8	0	8	0	0	48
19t	J. Smith	MIA	TE	8	0	8	0	0	48
19t	Sutton	DEN	WR	8	0	8	0	0	48
22t	*McConkey	LAC	WR	7	0	7	0	1	44
22t	Wilson	NYJ	WR	7	0	7	0	1	44
24t	Bigsby	JAX	RB	7	7	0	0	0	42
24t	Collins	HOU	WR	7	0	7	0	0	42
24t	Freiermuth	PIT	TE	7	0	7	0	0	42
24t	Hunt	KC	RB	7	7	0	0	0	42
24t	Pierce	IND	WR	7	0	7	0	0	42
29	Richardson	IND	QB	6	6	0	0	1	38
30t	*Davis	BUF	RB	6	3	3	0	0	36
30t	Harris	PIT	RB	6	6	0	0	0	36
30t	T. Hill	MIA	WR	6	0	6	0	0	36
30t	Iosivas	CIN	WR	6	0	6	0	0	36
30t	Lazard	NYJ	WR	6	0	6	0	0	36
30t	Likely	BAL	TE	6	0	6	0	0	36
30t	Mims	DEN	WR	6	0	6	0	0	36
37	Njoku	CLE	TE	5	0	5	0	2	34
38t	Mattison	LV	RB	5	4	1	0	1	32
38t	Pollard	TEN	RB	5	5	0	0	1	32
38t	Ridley	TEN	WR	5	1	4	0	0	32
41t	Abdullah	LV	RB	5	2	3	0	0	30
41t	Austin	PIT	WR	5	0	4	1	0	30
41t	*Bowers	LV	TE	5	0	5	0	0	30
41t	Downs	IND	WR	5	0	5	0	0	30
41t	Fields	PIT	QB	5	5	0	0	0	30
41t	Gray	KC	TE	5	0	5	0	0	30

2024 NATIONAL FOOTBALL LEAGUE

AFC LEADING SCORERS (NON-KICKING)

RANK	PLAYER	TEAM	POS	TOUCHDOWNS				X2	PTS
				TOTAL	RUSH	REC	RET		
41t	Hollins	BUF	WR	5	0	5	0	0	30
41t	Hopkins	TEN-KC	WR	5	0	5	0	0	30
41t	*Nix	DEN	QB	5	4	1	0	0	30
41t	Spears	TEN	RB	5	4	1	0	0	30

2024 NATIONAL FOOTBALL LEAGUE

AFC LEADING SCORERS (KICKING)

RANK	PLAYER	TEAM	PAT	FG	FG%	LONG	PTS
1	Boswell	PIT	35/35	41/44	93.2%	57	158
2	Dicker	LAC	33/36	39/42	92.9%	59	150
3	Fairbairn	HOU	34/36	36/42	85.7%	59	142
4	Lutz	DEN	46/46	31/34	91.2%	55	139
5	Sanders	MIA	26/28	37/41	90.2%	57	137
6	Bass	BUF	59/64	24/29	82.8%	61	131
7t	Gay	IND	33/33	31/37	83.8%	56	126
7t	Tucker	BAL	60/62	22/30	73.3%	56	126
9	Carlson	LV	23/25	34/40	85.0%	54	125
10	*C. Little	JAX	27/27	27/29	93.1%	59	108
11	Slye	NE	25/26	26/33	78.8%	63	103
12	Butker	KC	29/31	21/25	84.0%	53	92
13	Folk	TEN	25/25	21/22	95.5%	56	88
14	McPherson	CIN	37/38	16/22	72.7%	56	85
15	Hopkins	CLE	17/20	18/27	66.7%	56	71
16	Joseph	DET-NYG-WAS-NYJ	11/11	16/20	80.0%	52	59
17	*Narveson	GB-TEN	18/18	12/18	66.7%	47	54
18t	Carlson	SF-NYJ	12/15	13/15	86.7%	58	51
18t	Wright	SF-KC-TEN	6/6	15/16	93.8%	50	51
20	York	WAS-CIN	16/17	9/13	69.2%	59	43
21t	Romo	MIN-NE	7/8	11/12	91.7%	55	40
21t	Zuerlein	NYJ	13/14	9/15	60.0%	40	40
23	*Shrader	IND-NYJ-KC	9/9	5/5	100.0%	45	24

2024 NATIONAL FOOTBALL LEAGUE

2024 NATIONAL FOOTBALL LEAGUE

AFC TOUCHBACKS ON KICKOFFS

RANK	PLAYER	TEAM	TB
1	Bass	BUF	75
2	Lutz	DEN	70
3t	Gay	IND	68
3t	Tucker	BAL	68
5	Sanders	MIA	66
6t	Dicker	LAC	65
6t	C. Little	JAX	65
8	McPherson	CIN	54
9	Carlson	LV	51
10t	Boswell	PIT	49
10t	Butker	KC	49
12	Slye	NE	46
13	Fairbairn	HOU	42
14	Folk	TEN	37
15	Hopkins	CLE	36
16	Zuerlein	NYJ	28
17	Joseph	DET-NYG-WAS-NYJ	24
18	York	WAS-CIN	21
19	Romo	MIN-NE	19
20	Narveson	GB-TEN	18
21	Shrader	IND-NYJ-KC	17
22	Carlson	SF-NYJ	13
23	Stout	BAL	8
24	Wright	SF-KC-TEN	3
25t	Morstead	NYJ	1
25t	Reid	KC	1

2024 NATIONAL FOOTBALL LEAGUE

AFC MOST YARDS FROM SCRIMMAGE

RANK	PLAYER	TEAM	POS	TOTAL			RUSHING			RECEIVING		
				YDS	PLAYS	AVG	YDS	ATT	AVG	YDS	ATT	AVG
1	Henry	BAL	RB	2114	344	6.1	1921	325	5.9	193	19	10.2
2	Chase	CIN	WR	1740	130	13.4	32	3	10.7	1708	127	13.4
3	Taylor	IND	RB	1567	321	4.9	1431	303	4.7	136	18	7.6
4	Achane	MIA	RB	1499	281	5.3	907	203	4.5	592	78	7.6
5	Hall	NYJ	RB	1359	266	5.1	876	209	4.2	483	57	8.5
6	C. Brown	CIN	RB	1350	283	4.8	990	229	4.3	360	54	6.7
7	*B. Thomas	JAX	WR	1330	93	14.3	48	6	8.0	1282	87	14.7
8	Harris	PIT	RB	1326	299	4.4	1043	263	4.0	283	36	7.9
9	Mixon	HOU	RB	1325	281	4.7	1016	245	4.1	309	36	8.6
10	Pollard	TEN	RB	1317	301	4.4	1079	260	4.2	238	41	5.8
11	Cook	BUF	RB	1267	239	5.3	1009	207	4.9	258	32	8.1
12	Jeudy	CLE	WR	1229	90	13.7	0	0	---	1229	90	13.7
13	*Bowers	LV	TE	1207	117	10.3	13	5	2.6	1194	112	10.7
14	*McConkey	LAC	WR	1149	82	14.0	0	0	---	1149	82	14.0
15	Flowers	BAL	WR	1115	83	13.4	56	9	6.2	1059	74	14.3
16	Wilson	NYJ	WR	1109	103	10.8	5	2	2.5	1104	101	10.9
17	Sutton	DEN	WR	1081	81	13.3	0	0	---	1081	81	13.3
18	Ridley	TEN	WR	1072	72	14.9	55	8	6.9	1017	64	15.9
19	D. Adams	LV-NYJ	WR	1063	85	12.5	0	0	---	1063	85	12.5
20	Dobbins	LAC	RB	1058	227	4.7	905	195	4.6	153	32	4.8
21	Meyers	LV	WR	1050	89	11.8	23	2	11.5	1027	87	11.8
22	T. Hill	MIA	WR	1012	89	11.4	53	8	6.6	959	81	11.8
23	Collins	HOU	WR	1006	68	14.8	0	0	---	1006	68	14.8
24	Stevenson	NE	RB	969	240	4.0	801	207	3.9	168	33	5.1
25	L. Jackson	BAL	QB	915	139	6.6	915	139	6.6	0	0	---
26	Higgins	CIN	WR	911	73	12.5	0	0	---	911	73	12.5
27	Hunt	KC	RB	904	223	4.1	728	200	3.6	176	23	7.7
28	Pickens	PIT	WR	894	61	14.7	-6	2	-3.0	900	59	15.3
29	J. Smith	MIA	TE	883	90	9.8	-1	2	-0.5	884	88	10.0
30	Williams	DEN	RB	859	191	4.5	513	139	3.7	346	52	6.7
31	Shakir	BUF	WR	825	78	10.6	4	2	2.0	821	76	10.8
32t	Kelce	KC	TE	824	98	8.4	1	1	1.0	823	97	8.5
32t	Pierce	IND	WR	824	37	22.3	0	0	---	824	37	22.3
34	Warren	PIT	RB	821	158	5.2	511	120	4.3	310	38	8.2
35	Bigsby	JAX	RB	820	175	4.7	766	168	4.6	54	7	7.7
36	Downs	IND	WR	815	73	11.2	12	1	12.0	803	72	11.2
37	Etienne	JAX	RB	812	189	4.3	558	150	3.7	254	39	6.5
38	Pittman	IND	WR	808	69	11.7	0	0	---	808	69	11.7
39	J. Ford	CLE	RB	790	141	5.6	565	104	5.4	225	37	6.1
40t	Bateman	BAL	WR	756	45	16.8	0	0	---	756	45	16.8
40t	Waddle	MIA	WR	756	62	12.2	12	4	3.0	744	58	12.8
42	Gibson	NE	RB	744	143	5.2	538	120	4.5	206	23	9.0
43	*Worthy	KC	WR	742	79	9.4	104	20	5.2	638	59	10.8
44	Johnston	LAC	WR	717	58	12.4	6	3	2.0	711	55	12.9
45	Mattison	LV	RB	714	168	4.3	420	132	3.2	294	36	8.2
46	Dell	HOU	WR	710	60	11.8	43	9	4.8	667	51	13.1
47	Andrews	BAL	TE	678	59	11.5	5	4	1.3	673	55	12.2
48	Henry	NE	TE	674	66	10.2	0	0	---	674	66	10.2
49	Gesicki	CIN	TE	665	65	10.2	0	0	---	665	65	10.2
50	Freiermuth	PIT	TE	653	65	10.0	0	0	---	653	65	10.0

2024 NATIONAL FOOTBALL LEAGUE

AFC LEADERS IN FIRST DOWNS

RANK	PLAYER	TEAM	POS	TOTAL	RUSH	REC
1	Henry	BAL	RB	104	93	11
2	Taylor	IND	RB	78	71	7
3	Chase	CIN	WR	77	2	75
4	C. Brown	CIN	RB	72	49	23
5	Achane	MIA	RB	67	37	30
6	Mixon	HOU	RB	64	52	12
7t	*Bowers	LV	TE	63	2	61
7t	Harris	PIT	RB	63	50	13
9t	Cook	BUF	RB	62	48	14
9t	Pollard	TEN	RB	62	53	9
11	Wilson	NYJ	WR	61	1	60
12t	Jeudy	CLE	WR	57	0	57
12t	Sutton	DEN	WR	57	0	57
14t	T. Hill	MIA	WR	56	2	54
14t	*B. Thomas	JAX	WR	56	3	53
16t	Hall	NYJ	RB	55	40	15
16t	J. Smith	MIA	TE	55	0	55
18t	Dobbins	LAC	RB	53	47	6
18t	Meyers	LV	WR	53	1	52
20t	Allen	BUF	QB	52	51	1
20t	Hunt	KC	RB	52	42	10
20t	*McConkey	LAC	WR	52	0	52
23t	D. Adams	LV-NYJ	WR	49	0	49
23t	Flowers	BAL	WR	49	1	48
25t	Collins	HOU	WR	48	0	48
25t	Higgins	CIN	WR	48	0	48
25t	Stevenson	NE	RB	48	40	8
28	L. Jackson	BAL	QB	47	47	0
29	Kelce	KC	TE	45	0	45
30t	Etienne	JAX	RB	44	31	13
30t	Warren	PIT	RB	44	28	16
30t	Williams	DEN	RB	44	30	14
33	Ridley	TEN	WR	43	3	40
34t	Andrews	BAL	TE	42	3	39
34t	*Nix	DEN	QB	42	41	1
36	Downs	IND	WR	41	1	40
37t	Bigsby	JAX	RB	40	39	1
37t	Henry	NE	TE	40	0	40
37t	*Worthy	KC	WR	40	4	36
40	Waddle	MIA	WR	39	1	38
41t	Dell	HOU	WR	38	3	35
41t	Gesicki	CIN	TE	38	0	38
41t	Mattison	LV	RB	38	25	13
44	Pickens	PIT	WR	37	0	37
45t	Bateman	BAL	WR	35	0	35
45t	J. Ford	CLE	RB	35	25	10
45t	Gibson	NE	RB	35	24	11
45t	Hopkins	TEN-KC	WR	35	0	35
45t	Pittman	IND	WR	35	0	35
45t	Shakir	BUF	WR	35	0	35

2024 NATIONAL FOOTBALL LEAGUE

AFC PUNTING YARDS LEADERS

RANK	PLAYER	TEAM	POS	PUNTS	YARDS	LONG	AVG	TB	BLK	DWN	OB	RETURNS		IN20	NET AVG
												TOT	YDS		
1	Cole	LV	P	65	3304	71	50.8	8	2	7	10	26	294	27	42.5
2	Stonehouse	TEN	P	73	3691	75	50.6	7	2	7	3	47	655	22	38.6
3	Baringer	NE	P	70	3486	75	49.8	8	0	10	3	32	406	31	41.7
4	Sanchez	IND	P	68	3382	65	49.7	4	0	2	5	32	405	27	42.6
5	Cooke	JAX	P	68	3359	73	49.4	3	0	1	17	28	251	34	44.8
6	Bojorquez	CLE	P	89	4387	84	49.3	7	0	11	14	40	530	36	41.8
7	*Rehkow	CIN	P	53	2603	80	49.1	5	0	4	2	26	228	25	42.9
8	Araiza	KC	P	62	3027	72	48.8	9	0	7	0	25	253	25	41.8
9	Townsend	HOU	P	76	3649	69	48.0	7	1	14	7	25	121	39	44.0
10	Morstead	NYJ	P	63	2972	75	47.2	7	0	6	6	29	256	19	40.9
11	Bailey	MIA	P	56	2639	64	47.1	5	1	4	14	22	230	22	40.5
12	Martin	BUF	P	54	2523	65	46.7	5	1	8	5	23	213	25	40.2
13	Dixon	DEN	P	77	3597	65	46.7	5	0	11	8	29	251	33	42.2
14	Scott	LAC	P	72	3362	67	46.7	4	0	7	9	28	268	28	41.9
15	Waitman	PIT	P	65	3015	71	46.4	5	0	8	7	29	191	27	41.9
16	Stout	BAL	P	55	2551	70	46.4	6	0	5	7	21	163	22	41.2

2024 NATIONAL FOOTBALL LEAGUE

AFC NET PUNTING YARDS LEADERS

RANK	PLAYER	TEAM	POS	PUNTS	YARDS	LONG	AVG	TB	BLK	DWN	OB	RETURNS		IN20	NET AVG
												TOT	YDS		
1	Cooke	JAX	P	68	3359	73	49.4	3	0	1	17	28	251	34	44.8
2	Townsend	HOU	P	76	3649	69	48.0	7	1	14	7	25	121	39	44.0
3	*Rehkov	CIN	P	53	2603	80	49.1	5	0	4	2	26	228	25	42.9
4	Sanchez	IND	P	68	3382	65	49.7	4	0	2	5	32	405	27	42.6
5	Cole	LV	P	65	3304	71	50.8	8	2	7	10	26	294	27	42.5
6	Dixon	DEN	P	77	3597	65	46.7	5	0	11	8	29	251	33	42.2
7	Waitman	PIT	P	65	3015	71	46.4	5	0	8	7	29	191	27	41.9
8	Scott	LAC	P	72	3362	67	46.7	4	0	7	9	28	268	28	41.9
9	Araiza	KC	P	62	3027	72	48.8	9	0	7	0	25	253	25	41.8
10	Bojorquez	CLE	P	89	4387	84	49.3	7	0	11	14	40	530	36	41.8
11	Baringer	NE	P	70	3486	75	49.8	8	0	10	3	32	406	31	41.7
12	Stout	BAL	P	55	2551	70	46.4	6	0	5	7	21	163	22	41.2
13	Morstead	NYJ	P	63	2972	75	47.2	7	0	6	6	29	256	19	40.9
14	Bailey	MIA	P	56	2639	64	47.1	5	1	4	14	22	230	22	40.5
15	Martin	BUF	P	54	2523	65	46.7	5	1	8	5	23	213	25	40.2
16	Stonehouse	TEN	P	73	3691	75	50.6	7	2	7	3	47	655	22	38.6

2024 NATIONAL FOOTBALL LEAGUE

2024 NATIONAL FOOTBALL LEAGUE

AFC PUNT RETURN LEADERS

RANK	PLAYER	TEAM	POS	RET	FC	YDS	AVG	LONG	TD
1	Mims	DEN	WR	26	25	408	15.7	61	0
2	M. Jones	NE	CB	26	8	386	14.8	62	0
3	*Codrington	BUF	DB	27	8	313	11.6	29	0
4	Austin	PIT	WR	28	15	289	10.3	73t	1
5	Hardman	KC	WR	20	9	203	10.2	55	0
6	Gipson	NYJ	WR	33	16	266	8.1	40	0
7	*Jackson	TEN	WR	28	7	215	7.7	20	0
8	Sims	HOU-BAL	WR	21	8	122	5.8	19	0

2024 NATIONAL FOOTBALL LEAGUE

AFC KICKOFF RETURN LEADERS

RANK	PLAYER	TEAM	POS	RET	YDS	AVG	LONG	TD
------	--------	------	-----	-----	-----	-----	------	----

2024 NATIONAL FOOTBALL LEAGUE

2024 NATIONAL FOOTBALL LEAGUE

AFC INTERCEPTION LEADERS

RANK	PLAYER	TEAM	POS	INT	YARDS	AVG	LONG	TD
1	Humphrey	BAL	CB	6	37	6.2	37t	1
2t	*Bullock	HOU	SAF	5	96	19.2	68	0
2t	Hooker	TEN	SAF	5	68	13.6	30	0
2t	Jackson	PIT	CB	5	88	17.6	49	0
2t	Stingley	HOU	CB	5	48	9.6	31	0
6t	*Bishop	PIT	CB	4	46	11.5	41	0
6t	*Still	LAC	DB	4	85	21.3	61t	1
6t	Stone	CIN	SAF	4	88	22.0	49	1
6t	Surtain	DEN	CB	4	132	33.0	100t	1
10t	Blackmon	IND	SAF	3	27	9.0	17	0
10t	Cross	IND	SAF	3	25	8.3	20	0
10t	Dodson	SEA-MIA	LB	3	7	2.3	7	0
10t	*Hicks	KC	SAF	3	50	16.7	47	0
10t	B. Jones	DEN	SAF	3	74	24.7	37	0
10t	Jones	LV	CB	3	53	17.7	29t	1
10t	*Lassiter	HOU	CB	3	9	3.0	9	0
10t	Molden	LAC	CB	3	28	9.3	25	0
10t	Moore	IND	CB	3	28	9.3	12	0
10t	Taylor-Britt	CIN	CB	3	79	26.3	51t	1
20t	Barton	DEN	LB	2	71	35.5	56	0
20t	Benford	BUF	CB	2	30	15.0	24	0
20t	Bernard	BUF	LB	2	1	0.5	1	0
20t	Conner	KC	DB	2	32	16.0	29	0
20t	Cook	KC	FS	2	0	0.0	0	0
20t	A. Davis	NYJ	SAF	2	18	9.0	18	0
20t	Echols	NYJ	CB	2	0	0.0	0	0
20t	Franklin	IND	OLB	2	4	2.0	4	0
20t	Gonzalez	NE	CB	2	2	1.0	2	0
20t	Hamlin	BUF	SS	2	19	9.5	19	0
20t	Ingram	BUF	DB	2	56	28.0	31t	1
20t	A. Johnson	BUF	NT	2	9	4.5	5	0
20t	Ta. Johnson	BUF	CB	2	23	11.5	23t	1
20t	Jones	IND	DB	2	5	2.5	5	0
20t	Kohou	MIA	CB	2	2	1.0	2	0
20t	McDuffie	KC	CB	2	0	0.0	0	0
20t	McMillian	DEN	CB	2	44	22.0	44t	1
20t	Moehrig	LV	SAF	2	28	14.0	16	0
20t	Pratt	CIN	LB	2	26	13.0	24	0
20t	Ramsey	MIA	CB	2	7	3.5	7	0
20t	Rapp	BUF	FS	2	5	2.5	5	0
20t	Reid	KC	SS	2	8	4.0	8	0
20t	Spillane	LV	LB	2	0	0.0	0	0
20t	Ward	CLE	CB	2	0	0.0	0	0
20t	Ward	HOU	SAF	2	67	33.5	65t	1
20t	A. Washington	BAL	SAF	2	33	16.5	32	0
20t	Womack	IND	CB	2	4	2.0	4	0
47t	*Abrams-Draine	DEN	CB	1	17	17.0	17	0
47t	T. Adams	NYJ	SS	1	0	0.0	0	0
47t	Awuzie	TEN	CB	1	8	8.0	8	0
47t	Battle	CIN	SAF	1	0	0.0	0	0
47t	Bell	CIN	SS	1	32	32.0	32	0
47t	Benton	PIT	DT	1	11	11.0	11	0
47t	Bolton	KC	LB	1	0	0.0	0	0
47t	Bonitto	DEN	LB	1	71	71.0	71t	1
47t	Brown	JAX	CB	1	0	0.0	0	0

2024 NATIONAL FOOTBALL LEAGUE

AFC INTERCEPTION LEADERS

RANK	PLAYER	TEAM	POS	INT	YARDS	AVG	LONG	TD
47t	*Brownlee	TEN	DB	1	2	2.0	2	0
47t	Chaisson	LV	DE	1	0	0.0	0	0
47t	Cisco	JAX	FS	1	22	22.0	22	0
47t	Davis-Gaither	CIN	LB	1	12	12.0	12	0
47t	Dupree	LAC	OLB	1	0	0.0	0	0
47t	D. Elliott	PIT	DB	1	0	0.0	0	0
47t	Elliss	NE	LB	1	6	6.0	6	0
47t	Fitzpatrick	PIT	FS	1	25	25.0	25	0
47t	Ford	LAC	DT	1	3	3.0	3	0
47t	Fulton	LAC	CB	1	29	29.0	29	0
47t	Gardner	NYJ	CB	1	0	0.0	0	0
47t	Gifford	TEN	LB	1	0	0.0	0	0
47t	Gilman	LAC	SAF	1	18	18.0	18	0
47t	Hamilton	BAL	SAF	1	0	0.0	0	0
47t	*Harper	LV	SAF	1	14	14.0	14	0
47t	Henley	LAC	LB	1	4	4.0	4	0
47t	Hewitt	HOU	LB	1	45	45.0	45	0
47t	Hilton	CIN	CB	1	0	0.0	0	0
47t	Hobbs	LV	CB	1	35	35.0	35	0
47t	Hubbard	CIN	DE	1	0	0.0	0	0
47t	James	LAC	FS	1	2	2.0	2	0
47t	*J. Jones	JAX	CB	1	0	0.0	0	0
47t	M. Jones	NE	CB	1	35	35.0	35	0
47t	Kazee	PIT	SS	1	5	5.0	5	0
47t	Lewis	BUF	CB	1	0	0.0	0	0
47t	Lloyd	JAX	LB	1	3	3.0	3	0
47t	Mapu	NE	SAF	1	6	6.0	6	0
47t	Maye	MIA-LAC	FS	1	0	0.0	0	0
47t	Mills	NYJ	CB	1	0	0.0	0	0
47t	Moss	DEN	CB	1	0	0.0	0	0
47t	Murray	HOU	SS	1	0	0.0	0	0
47t	Murray	TEN	LB	1	6	6.0	6	0
47t	Newsome	CLE	CB	1	-2	-2.0	-2	0
47t	*Newton	CIN	CB	1	12	12.0	12	0
47t	Ogbah	MIA	OLB	1	0	0.0	0	0
47t	Oluokun	JAX	LB	1	0	0.0	0	0
47t	Owusu-Koramoah	CLE	LB	1	0	0.0	0	0
47t	Peppers	NE	FS	1	0	0.0	0	0
47t	Phillips	DAL-BUF	DT	1	2	2.0	2	0
47t	Pierce	BAL	DT	1	6	6.0	6	0
47t	Pierre	PIT	CB	1	18	18.0	18	0
47t	Pitre	HOU	SAF	1	10	10.0	10	0
47t	Porter	PIT	CB	1	16	16.0	16	0
47t	Reese	TEN	LB	1	2	2.0	2	0
47t	*Roland-Wallace	KC	CB	1	0	0.0	0	0
47t	Savage	JAX	SAF	1	16	16.0	16	0
47t	Sieler	MIA	DE	1	0	0.0	0	0
47t	Singleton	DEN	LB	1	21	21.0	21	0
47t	Smith	BAL	ILB	1	0	0.0	0	0
47t	E. Speed	IND	LB	1	12	12.0	12	0
47t	Tart	LAC	DT	1	4	4.0	4	0
47t	Tavai	NE	OLB	1	0	0.0	0	0
47t	To'oTo'o	HOU	LB	1	0	0.0	0	0
47t	Trice	PIT	CB	1	0	0.0	0	0
47t	Walker	MIA	MLB	1	5	5.0	5	0

2024 NATIONAL FOOTBALL LEAGUE

AFC INTERCEPTION LEADERS

RANK	PLAYER	TEAM	POS	INT	YARDS	AVG	LONG	TD
47t	*Wiggins	BAL	CB	1	26	26.0	26t	1
47t	*P. Wilson	PIT	LB	1	0	0.0	0	0
47t	Worley	TEN	CB	1	0	0.0	0	0

2024 NATIONAL FOOTBALL LEAGUE

AFC SACK LEADERS

RANK	PLAYER	TEAM	POS	SACKS
1	Hendrickson	CIN	DE	17.5
2	Garrett	CLE	DE	14.0
3	Bonitto	DEN	LB	13.5
4	Van Noy	BAL	MLB	12.5
5	Hunter	HOU	DE	12.0
6	Watt	PIT	OLB	11.5
7	Anderson	HOU	DE	11.0
8t	Cooper	DEN	LB	10.5
8t	McDonald	NYJ	DE	10.5
8t	Walker	JAX	DE	10.5
11t	Oweh	BAL	LB	10.0
11t	Sieler	MIA	DE	10.0
13	Landry	TEN	LB	9.0
14t	Allen	DEN	DE	8.5
14t	Tuipulotu	LAC	LB	8.5
16t	Ca. Heyward	PIT	DT	8.0
16t	Hines-Allen	JAX	DE	8.0
16t	Karlaftis	KC	DE	8.0
16t	Paye	IND	DE	8.0
16t	Rousseau	BUF	DE	8.0
21	Crosby	LV	DE	7.5
22	Franklin-Myers	DEN	DE	7.0
23t	Buckner	IND	DT	6.5
23t	Key	TEN	LB	6.5
23t	Madubuike	BAL	DT	6.5
23t	Wharton	KC	DT	6.5
27t	Dupree	LAC	OLB	6.0
27t	Epenesa	BUF	DE	6.0
27t	Highsmith	PIT	LB	6.0
27t	Mack	LAC	OLB	6.0
27t	Miller	BUF	OLB	6.0
27t	*Robinson	MIA	LB	6.0
27t	Quin. Williams	NYJ	NT	6.0
34t	Ni. Herbig	PIT	LB	5.5
34t	James	LAC	FS	5.5
36t	Barnett	HOU	DE	5.0
36t	Bosa	LAC	LB	5.0
36t	A. Butler	LV	DT	5.0
36t	C. Campbell	MIA	DE	5.0
36t	Chaisson	LV	DE	5.0
36t	*Elliss	DEN	LB	5.0
36t	Ch. Jones	KC	DT	5.0
36t	Ogbah	MIA	OLB	5.0
36t	Ossai	CIN	DE	5.0
36t	Settle	HOU	DT	5.0
36t	Simmons	TEN	DT	5.0
36t	Tillman	DEN	LB	5.0
36t	White	NE	DE	5.0
36t	Wise	NE	DE	5.0
50t	Clemons	NYJ	DE	4.5
50t	Kinlaw	NYJ	DE	4.5
50t	Smith	GB-PIT	DE	4.5
50t	Wilson	LV	DE	4.5

2024 NATIONAL FOOTBALL LEAGUE

AFC LEADERS IN FUMBLE RECOVERIES

RANK	PLAYER	TEAM	POS	TOTAL	OWN TEAM	OPP TEAM
1	Richardson	IND	QB	6	6	0
2	L. Jackson	BAL	QB	5	5	0
3t	*Maye	NE	QB	4	4	0
3t	Stevenson	NE	RB	4	4	0
5t	Davis	LAC	WR	3	3	0
5t	D. Elliott	PIT	DB	3	0	3
5t	Fields	PIT	QB	3	3	0
5t	Herbert	LAC	QB	3	3	0
5t	Herbert	CHI-CIN	RB	3	3	0
5t	Huntley	BAL-MIA	QB	3	3	0
5t	*Latham	TEN	OT	3	3	0
5t	Levis	TEN	QB	3	3	0
5t	Rodgers	NYJ	QB	3	3	0
5t	Warren	PIT	RB	3	3	0
5t	Williams	BUF	LB	3	0	3
5t	Quin. Williams	NYJ	OLB	3	0	3
5t	Winston	CLE	QB	3	3	0
18t	Armstead	MIA	OT	2	2	0
18t	Barnett	HOU	DE	2	0	2
18t	Bitonio	CLE	OG	2	2	0
18t	Bolton	KC	LB	2	0	2
18t	Brissett	NE	QB	2	2	0
18t	Brooks	MIA	ILB	2	0	2
18t	Burrow	CIN	QB	2	2	0
18t	Conklin	NYJ	TE	2	2	0
18t	Edwards	HOU	DE	2	0	2
18t	Gibson	NE	RB	2	2	0
18t	Ni. Herbig	PIT	LB	2	0	2
18t	*Jackson	TEN	WR	2	2	0
18t	M. Jones	NE	CB	2	1	1
18t	Lammons	IND	DB	2	0	2
18t	Milano	BUF	OLB	2	0	2
18t	Moehrig	LV	SAF	2	0	2
18t	Molden	LAC	CB	2	0	2
18t	*Nix	DEN	QB	2	2	0
18t	*Njongmeta	CIN	LB	2	0	2
18t	Perine	KC	RB	2	1	1
18t	Pratt	CIN	LB	2	0	2
18t	Rudolph	TEN	QB	2	2	0
18t	Simmons	TEN	DT	2	0	2
18t	Skowronek	PIT	WR	2	0	2
18t	Stanley	BAL	OT	2	2	0
18t	Tagovailoa	MIA	QB	2	2	0
18t	Torrence	BUF	OG	2	2	0
18t	Tranquill	KC	LB	2	0	2
18t	Washington	JAX	WR	2	2	0
18t	Watt	PIT	OLB	2	0	2
18t	L. Wilson	CIN	LB	2	0	2
18t	*P. Wilson	PIT	LB	2	0	2
18t	Ru. Wilson	PIT	QB	2	2	0

2024 NATIONAL FOOTBALL LEAGUE

AFC LEADERS IN RECOVERIES OF FUMBLES BY OWN TEAM

RANK	PLAYER	TEAM	POS	REC	YARDS	AVG	LONG	TD
1	Richardson	IND	QB	6	0	0.0	0t	0
2	L. Jackson	BAL	QB	5	-7	-1.4	0t	0
3t	*Maye	NE	QB	4	0	0.0	0t	0
3t	Stevenson	NE	RB	4	0	0.0	0t	0
5t	Davis	LAC	WR	3	0	0.0	0t	0
5t	Fields	PIT	QB	3	0	0.0	0t	0
5t	Herbert	LAC	QB	3	0	0.0	0t	0
5t	Herbert	CHI-CIN	RB	3	0	0.0	0t	0
5t	Huntley	BAL-MIA	QB	3	0	0.0	0t	0
5t	*Latham	TEN	OT	3	4	1.3	4	0
5t	Levis	TEN	QB	3	0	0.0	0t	0
5t	Rodgers	NYJ	QB	3	0	0.0	0t	0
5t	Warren	PIT	RB	3	0	0.0	0t	0
5t	Winston	CLE	QB	3	0	0.0	0t	0
15t	Armstead	MIA	OT	2	0	0.0	0t	0
15t	Bitonio	CLE	OG	2	0	0.0	0t	0
15t	Brissett	NE	QB	2	0	0.0	0t	0
15t	Burrow	CIN	QB	2	0	0.0	0t	0
15t	Conklin	NYJ	TE	2	-3	-1.5	0t	0
15t	Gibson	NE	RB	2	0	0.0	0t	0
15t	*Jackson	TEN	WR	2	0	0.0	0t	0
15t	*Nix	DEN	QB	2	0	0.0	0t	0
15t	Rudolph	TEN	QB	2	0	0.0	0t	0
15t	Stanley	BAL	OT	2	0	0.0	0t	0
15t	Tagovailoa	MIA	QB	2	0	0.0	0t	0
15t	Torrence	BUF	OG	2	0	0.0	0t	0
15t	Washington	JAX	WR	2	0	0.0	0t	0
15t	Ru. Wilson	PIT	QB	2	0	0.0	0t	0

2024 NATIONAL FOOTBALL LEAGUE

AFC LEADERS IN RECOVERIES OF FUMBLES BY OPPOSING TEAM

RANK	PLAYER	TEAM	POS	REC	YARDS	AVG	LONG	TD
1t	D. Elliott	PIT	DB	3	10	3.3	10	0
1t	Williams	BUF	LB	3	0	0.0	0t	0
1t	Quin. Williams	NYJ	OLB	3	19	6.3	15	0
4t	Barnett	HOU	DE	2	64	32.0	36t	2
4t	Bolton	KC	LB	2	0	0.0	0t	0
4t	Brooks	MIA	ILB	2	23	11.5	12	0
4t	Edwards	HOU	DE	2	0	0.0	0t	0
4t	Ni. Herbig	PIT	LB	2	0	0.0	0t	0
4t	Lammons	IND	DB	2	3	1.5	3	0
4t	Milano	BUF	OLB	2	0	0.0	0t	0
4t	Moehrig	LV	SAF	2	0	0.0	0t	0
4t	Molden	LAC	CB	2	0	0.0	0t	0
4t	*Njongmeta	CIN	LB	2	0	0.0	0t	0
4t	Pratt	CIN	LB	2	9	4.5	9	0
4t	Simmons	TEN	DT	2	0	0.0	0t	0
4t	Skowronek	PIT	WR	2	0	0.0	0t	0
4t	Tranquill	KC	LB	2	3	1.5	3	0
4t	Watt	PIT	OLB	2	0	0.0	0t	0
4t	L. Wilson	CIN	LB	2	10	5.0	10	0
4t	*P. Wilson	PIT	LB	2	22	11.0	21t	1

2024 NATIONAL FOOTBALL LEAGUE

NFC LEADING PASSERS

RANK	PLAYER	TEAM	ATT	COMP	COMP%	YDS	YPA	TD	TD%	LONG	INT	INT%	RATING
1	Goff	DET	539	390	72.4%	4629	8.59	37	6.9%	82t	12	2.2%	111.8
2	Mayfield	TB	570	407	71.4%	4500	7.89	41	7.2%	57t	16	2.8%	106.8
3	Hurts	PHI	361	248	68.7%	2903	8.04	18	5.0%	67t	5	1.4%	103.7
4	Darnold	MIN	545	361	66.2%	4319	7.92	35	6.4%	97t	12	2.2%	102.5
5	*Daniels	WAS	480	331	69.0%	3568	7.43	25	5.2%	86t	9	1.9%	100.1
6	Love	GB	425	268	63.1%	3389	7.97	25	5.9%	70t	11	2.6%	96.7
7	Purdy	SF	455	300	65.9%	3864	8.49	20	4.4%	76t	12	2.6%	96.1
8	Stafford	LAR	517	340	65.8%	3762	7.28	20	3.9%	69t	8	1.5%	93.7
9	K. Murray	ARI	541	372	68.8%	3851	7.12	21	3.9%	60t	11	2.0%	93.5
10	G. Smith	SEA	578	407	70.4%	4320	7.47	21	3.6%	71t	15	2.6%	93.2
11	Cousins	ATL	453	303	66.9%	3508	7.74	18	4.0%	60	16	3.5%	88.6
12	*Ca. Williams	CHI	562	351	62.5%	3541	6.30	20	3.6%	47	6	1.1%	87.8
13	Rush	DAL	308	187	60.7%	1844	5.99	12	3.9%	64t	5	1.6%	83.8
14	Young	CAR	384	234	60.9%	2403	6.26	15	3.9%	83t	9	2.3%	82.2
15	D. Jones	NYG-MIN	341	216	63.3%	2070	6.07	8	2.3%	43	7	2.1%	79.4

2024 NATIONAL FOOTBALL LEAGUE

NFC LEADING PASSERS, RANKS

PLAYER	TEAM	ATT	COMP	COMP%	YDS	YPA	TD	TD%	INT	INT%	RATING
Goff	DET	6	3	1	1	1	2	2	10t	9	1
Mayfield	TB	2	1t	2	2	6	1	1	14t	14	2
Hurts	PHI	13	12	6	12	3	11t	6	1t	2	3
Darnold	MIN	4	5	8	4	5	3	3	10t	8	4
*Daniels	WAS	8	8	4	8	9	4t	5	6t	5	5
Love	GB	11	11	12	11	4	4t	4	8t	11	6
Purdy	SF	9	10	9	5	2	8t	7	10t	13	7
Stafford	LAR	7	7	10	7	10	8t	12	5	3	8
K. Murray	ARI	5	4	5	6	11	6t	11	8t	6	9
G. Smith	SEA	1	1t	3	3	8	6t	13	13	12	10
Cousins	ATL	10	9	7	10	7	11t	8	14t	15	11
*Ca. Williams	CHI	3	6	13	9	12	8t	14	3	1	12
Rush	DAL	15	16	15	17	15	15	10	1t	4	13
Young	CAR	12	13	14	13	13	13t	9	6t	10	14
D. Jones	NYG-MIN	14	14	11	15	14	17	15	4	7	15

2024 NATIONAL FOOTBALL LEAGUE

NFC FOURTH-QUARTER PASSING LEADERS

RANK	PLAYER	TEAM	ATT	COMP	COMP%	YDS	YPA	TD	TD%	INT	INT%	RATING
1	Mayfield	TB	142	103	72.5%	1123	7.91	12	8.5%	2	1.4%	117.8
2	*Daniels	WAS	135	96	71.1%	1111	8.23	11	8.1%	3	2.2%	113.5
3	Love	GB	104	65	62.5%	968	9.31	6	5.8%	1	1.0%	108.2
4	Stafford	LAR	143	98	68.5%	1079	7.55	8	5.6%	1	0.7%	106.4
5	Hurts	PHI	74	54	73.0%	674	9.11	3	4.1%	2	2.7%	103.1
6	Goff	DET	136	89	65.4%	974	7.16	7	5.1%	2	1.5%	97.5
7	*Ca. Williams	CHI	180	116	64.4%	1108	6.16	10	5.6%	2	1.1%	95.3
8	Darnold	MIN	114	67	58.8%	897	7.87	6	5.3%	2	1.8%	94.1
9	Carr	NO	63	38	60.3%	405	6.43	5	7.9%	2	3.2%	92.4
10	Prescott	DAL	75	41	54.7%	486	6.48	6	8.0%	3	4.0%	84.6
11	G. Smith	SEA	165	115	69.7%	1079	6.54	6	3.6%	6	3.6%	84.4
12	Purdy	SF	118	82	69.5%	957	8.11	4	3.4%	6	5.1%	83.9
13	Lock	NYG	79	46	58.2%	566	7.16	2	2.5%	2	2.5%	78.3
14	K. Murray	ARI	145	97	66.9%	1013	6.99	2	1.4%	5	3.4%	77.2
15	Young	CAR	127	75	59.1%	706	5.56	3	2.4%	3	2.4%	72.5
16	Rush	DAL	93	52	55.9%	424	4.56	2	2.2%	1	1.1%	70.4
17	D. Jones	NYG-MIN	119	68	57.1%	606	5.09	2	1.7%	4	3.4%	62.5
18	Cousins	ATL	119	73	61.3%	737	6.19	2	1.7%	8	6.7%	56.6
19	*Rattler	NO	84	42	50.0%	355	4.23	1	1.2%	4	4.8%	45.5

2024 NATIONAL FOOTBALL LEAGUE

NFC THIRD-DOWN PASSING LEADERS

RANK	PLAYER	TEAM	ATT	COMP	COMP%	YDS	YPA	TD	TD%	INT	INT%	RATING
1	Goff	DET	126	86	68.3%	1076	8.54	13	10.3%	0	0.0%	128.9
2	Mayfield	TB	142	95	66.9%	1174	8.27	12	8.5%	6	4.2%	102.8
3	*Daniels	WAS	124	75	60.5%	888	7.16	10	8.1%	2	1.6%	102.5
4	Purdy	SF	121	73	60.3%	886	7.32	8	6.6%	2	1.7%	98.0
5	Cousins	ATL	116	73	62.9%	858	7.40	5	4.3%	1	0.9%	96.1
6	Hurts	PHI	95	59	62.1%	782	8.23	5	5.3%	3	3.2%	92.5
7	Love	GB	110	58	52.7%	677	6.15	11	10.0%	4	3.6%	89.8
8	Darnold	MIN	149	83	55.7%	1027	6.89	9	6.0%	3	2.0%	89.0
9	K. Murray	ARI	114	68	59.6%	728	6.39	5	4.4%	2	1.8%	85.7
10	D. Jones	NYG-MIN	92	59	64.1%	586	6.37	3	3.3%	2	2.2%	83.9
11	Rush	DAL	80	41	51.3%	547	6.84	5	6.3%	3	3.8%	78.5
12	*Ca. Williams	CHI	150	86	57.3%	840	5.60	5	3.3%	3	2.0%	76.0
13	G. Smith	SEA	145	90	62.1%	1038	7.16	5	3.4%	7	4.8%	75.0
14	Stafford	LAR	120	66	55.0%	687	5.73	4	3.3%	3	2.5%	72.5
15	Young	CAR	108	59	54.6%	664	6.15	4	3.7%	4	3.7%	70.1

2024 NATIONAL FOOTBALL LEAGUE

NFC LEADING RUSHERS

RANK	PLAYER	TEAM	ATT	YDS	AVG	LONG	TD
1	Barkley	PHI	345	2005	5.8	72t	13
2	Robinson	ATL	304	1456	4.8	37t	14
3	Gibbs	DET	250	1412	5.6	70t	16
4	Jacobs	GB	301	1329	4.4	38t	15
5	K. Williams	LAR	316	1299	4.1	30	14
6	Hubbard	CAR	250	1195	4.8	38t	10
7	A. Jones	MIN	255	1138	4.5	41	5
8	*Irving	TB	207	1122	5.4	56	8
9	Conner	ARI	236	1094	4.6	53	8
10	Dowdle	DAL	235	1079	4.6	27	2
11	Swift	CHI	253	959	3.8	56t	6
12	Kamara	NO	228	950	4.2	24	6
13	*Daniels (QB)	WAS	148	891	6.0	46	6
14	*Tracy	NYG	192	839	4.4	45t	5
15	Robinson	WAS	187	799	4.3	40t	8
16	Mason	SF	153	789	5.2	38	3
17	Montgomery	DET	185	775	4.2	21	12
18	Allgeier	ATL	137	644	4.7	25	3
19	Hurts (QB)	PHI	150	630	4.2	35	14
20	White	TB	144	613	4.3	56	3
21	Walker	SEA	153	573	3.7	28	7
22	K. Murray (QB)	ARI	78	572	7.3	50t	5
23	Charbonnet	SEA	135	569	4.2	51t	8
24	Em. Wilson	GB	103	502	4.9	21t	4
25	*Ca. Williams (QB)	CHI	81	489	6.0	24	0
26	Akers	HOU-MIN	104	444	4.3	58	2
27	Singleton	NYG	113	437	3.9	43	4
28	*Guerendo	SF	84	420	5.0	76	4
29	Mayfield (QB)	TB	60	378	6.3	28	3
30	Ekeler	WAS	77	367	4.8	50	4
31	Purdy (QB)	SF	66	323	4.9	16	5
32	Tucker	TB	50	308	6.2	36	2
33	*Benson	ARI	63	291	4.6	20	1
34	Gainwell	PHI	75	290	3.9	20	1
35	Hill (TE)	NO	39	278	7.1	75t	6
36	G. Smith (QB)	SEA	53	272	5.1	34t	2
37	D. Jones (QB)	NYG-MIN	67	265	4.0	24	2
38	McNichols	WAS	55	261	4.7	28	4
39	Young (QB)	CAR	43	249	5.8	34	6
40	Elliott	DAL	74	226	3.1	11	3
41	Demercado	ARI	24	223	9.3	53t	1
42	Darnold (QB)	MIN	67	212	3.2	19	1
43	*Corum	LAR	58	207	3.6	12	0
44	M. Sanders	CAR	55	205	3.7	26	2
45	McCaffrey	SF	50	202	4.0	19	0
46t	C. Brooks	GB	36	183	5.1	23	1
46t	P. Taylor	SF	39	183	4.7	29	1
48	Chandler	MIN	56	182	3.3	25	0
49	Rodriguez	WAS	35	173	4.9	25	2
50	McIntosh	SEA	31	172	5.5	25	0

2024 NATIONAL FOOTBALL LEAGUE

NFC THIRD-AND-ONE RUSHING LEADERS

RANK	PLAYER	TEAM	ATT	FD	PCT
1t	D. Jones (QB)	NYG-MIN	8	8	100.0%
1t	Charbonnet	SEA	7	7	100.0%
1t	*Daniels (QB)	WAS	7	7	100.0%
1t	Darnold (QB)	MIN	7	7	100.0%
1t	R. Johnson	CHI	5	5	100.0%
1t	Em. Wilson	GB	5	5	100.0%
1t	*Irving	TB	4	4	100.0%
1t	Stafford (QB)	LAR	4	4	100.0%
1t	Swift	CHI	4	4	100.0%
1t	Williams	NO	4	4	100.0%
11	K. Williams	LAR	13	12	92.3%
12	Purdy (QB)	SF	6	5	83.3%
13	Robinson	WAS	11	9	81.8%
14t	Hubbard	CAR	10	8	80.0%
14t	Robinson	ATL	10	8	80.0%
14t	Dowdle	DAL	5	4	80.0%
14t	Elliott	DAL	5	4	80.0%
18	Conner	ARI	9	7	77.8%
19	Hurts (QB)	PHI	20	15	75.0%
20	White	TB	7	5	71.4%
21	Jacobs	GB	10	7	70.0%
22	Allgeier	ATL	13	9	69.2%
23	Kamara	NO	7	4	57.1%
24	Montgomery	DET	11	6	54.5%
25	A. Jones	MIN	8	4	50.0%

2024 NATIONAL FOOTBALL LEAGUE

NFC LEADERS IN RECEPTIONS

RANK	PLAYER	TEAM	REC	YDS	AVG	LONG	TD
1	St. Brown	DET	115	1263	11.0	66t	12
2	McBride (TE)	ARI	111	1146	10.3	37	2
3	*Nabers	NYG	109	1204	11.0	59t	7
4	Jefferson	MIN	103	1533	14.9	97t	10
5	Lamb	DAL	101	1194	11.8	65t	6
6t	D. London	ATL	100	1271	12.7	39	9
6t	Smith-Njigba	SEA	100	1130	11.3	46	6
8	D. Moore	CHI	98	966	9.9	44	6
9	Robinson	NYG	93	699	7.5	35	3
10	McLaurin	WAS	82	1096	13.4	86t	13
11	Nacua	LAR	79	990	12.5	51	3
12	Kittle (TE)	SF	78	1106	14.2	43	8
13	Jennings	SF	77	975	12.7	45	6
14	Evans	TB	74	1004	13.6	57t	11
15	Allen	CHI	70	744	10.6	45t	7
16t	D. Smith	PHI	68	833	12.3	49	8
16t	Kamara (RB)	NO	68	543	8.0	57t	2
18t	A. Brown	PHI	67	1079	16.1	67t	7
18t	Kupp	LAR	67	710	10.6	69t	6
20t	Metcalf	SEA	66	992	15.0	71t	5
20t	Ertz (TE)	WAS	66	654	9.9	37	7
22	Mooney	ATL	64	992	15.5	49	5
23	Addison	MIN	63	875	13.9	69	9
24t	*Harrison	ARI	62	885	14.3	60t	8
24t	McCloud	ATL	62	686	11.1	60	1
26	Robinson (RB)	ATL	61	431	7.1	29	1
27	LaPorta (TE)	DET	60	726	12.1	52t	7
28t	Otton (TE)	TB	59	600	10.2	44	4
28t	Ferguson (TE)	DAL	59	494	8.4	27	0
30	Ja. Williams	DET	58	1001	17.3	82t	7
31	Reed	GB	55	857	15.6	70t	6
32	*Odunze	CHI	54	734	13.6	47	3
33	Gibbs (RB)	DET	52	517	9.9	54	4
34t	Samuel	SF	51	670	13.1	76t	3
34t	A. Jones (RB)	MIN	51	408	8.0	25	2
34t	White (RB)	TB	51	393	7.7	32	6
37t	Kraft (TE)	GB	50	707	14.1	67	7
37t	Godwin	TB	50	576	11.5	55t	5
37t	Johnson (TE)	NO	50	548	11.0	30	3
40t	Tolbert	DAL	49	610	12.4	48	7
40t	Lockett	SEA	49	600	12.2	37	2
40t	*Legette	CAR	49	497	10.1	35	4
43t	Thielen	CAR	48	615	12.8	40t	5
43t	N. Fant (TE)	SEA	48	500	10.4	32	1
45t	Pitts (TE)	ATL	47	602	12.8	52	4
45t	Mi. Wilson	ARI	47	548	11.7	41t	4
45t	Kmet (TE)	CHI	47	474	10.1	31t	4
45t	Conner (RB)	ARI	47	414	8.8	44	1
45t	*Irving (RB)	TB	47	392	8.3	42	0
50t	Doubs	GB	46	601	13.1	39	4
50t	Walker (RB)	SEA	46	299	6.5	21	1

2024 NATIONAL FOOTBALL LEAGUE

NFC RECEIVING YARDAGE LEADERS

RANK	PLAYER	TEAM	YDS	REC	AVG	LONG	TD
1	Jefferson	MIN	1533	103	14.9	97t	10
2	D. London	ATL	1271	100	12.7	39	9
3	St. Brown	DET	1263	115	11.0	66t	12
4	*Nabers	NYG	1204	109	11.0	59t	7
5	Lamb	DAL	1194	101	11.8	65t	6
6	McBride (TE)	ARI	1146	111	10.3	37	2
7	Smith-Njigba	SEA	1130	100	11.3	46	6
8	Kittle (TE)	SF	1106	78	14.2	43	8
9	McLaurin	WAS	1096	82	13.4	86t	13
10	A. Brown	PHI	1079	67	16.1	67t	7
11	Evans	TB	1004	74	13.6	57t	11
12	Ja. Williams	DET	1001	58	17.3	82t	7
13t	Metcalf	SEA	992	66	15.0	71t	5
13t	Mooney	ATL	992	64	15.5	49	5
15	Nacua	LAR	990	79	12.5	51	3
16	Jennings	SF	975	77	12.7	45	6
17	D. Moore	CHI	966	98	9.9	44	6
18	*Harrison	ARI	885	62	14.3	60t	8
19	Addison	MIN	875	63	13.9	69	9
20	Reed	GB	857	55	15.6	70t	6
21	D. Smith	PHI	833	68	12.3	49	8
22	Allen	CHI	744	70	10.6	45t	7
23	*Odunze	CHI	734	54	13.6	47	3
24	LaPorta (TE)	DET	726	60	12.1	52t	7
25	Kupp	LAR	710	67	10.6	69t	6
26	Kraft (TE)	GB	707	50	14.1	67	7
27	Robinson	NYG	699	93	7.5	35	3
28	McCloud	ATL	686	62	11.1	60	1
29	Samuel	SF	670	51	13.1	76t	3
30	Ertz (TE)	WAS	654	66	9.9	37	7
31	Watson	GB	620	29	21.4	60	2
32	Thielen	CAR	615	48	12.8	40t	5
33	Tolbert	DAL	610	49	12.4	48	7
34	Pitts (TE)	ATL	602	47	12.8	52	4
35	Doubs	GB	601	46	13.1	39	4
36t	Lockett	SEA	600	49	12.2	37	2
36t	Otton (TE)	TB	600	59	10.2	44	4
38	Godwin	TB	576	50	11.5	55t	5
39	Slayton	NYG	573	39	14.7	43	2
40	Atwell	LAR	562	42	13.4	50	0
41t	Johnson (TE)	NO	548	50	11.0	30	3
41t	Mi. Wilson	ARI	548	47	11.7	41t	4
43	Kamara (RB)	NO	543	68	8.0	57t	2
44	Gibbs (RB)	DET	517	52	9.9	54	4
45	Zaccheaus	WAS	506	45	11.2	49t	3
46	Robinson	LAR	505	31	16.3	46	7
47	N. Fant (TE)	SEA	500	48	10.4	32	1
48	*Legette	CAR	497	49	10.1	35	4
49	Goedert (TE)	PHI	496	42	11.8	61	2
50	Ferguson (TE)	DAL	494	59	8.4	27	0

2024 NATIONAL FOOTBALL LEAGUE

NFC THIRD-DOWN RECEIVING LEADERS

RANK	PLAYER	TEAM	REC	YDS	AVG	LONG	TD
1	Robinson	NYG	34	304	8.9	35	2
2	St. Brown	DET	31	412	13.3	66t	5
3	Jennings	SF	25	256	10.2	31t	3
4t	*Nabers	NYG	24	342	14.3	45t	4
4t	Smith-Njigba	SEA	24	285	11.9	25	1
6	Kittle (TE)	SF	22	253	11.5	41	5
7t	Jefferson	MIN	21	357	17.0	52t	5
7t	McLaurin	WAS	21	353	16.8	66	5
7t	D. London	ATL	21	256	12.2	21t	4
7t	D. Moore	CHI	21	218	10.4	31t	2
11t	Lamb	DAL	20	261	13.1	52	1
11t	McBride (TE)	ARI	20	240	12.0	29	0
13t	A. Brown	PHI	18	273	15.2	28	3
13t	Allen	CHI	18	183	10.2	25	1
15t	Mooney	ATL	17	275	16.2	49	2
15t	Doubs	GB	17	252	14.8	39	3
15t	McCloud	ATL	17	226	13.3	42	0
15t	Nacua	LAR	17	195	11.5	21	1
19t	Metcalf	SEA	16	251	15.7	31t	2
19t	Godwin	TB	16	197	12.3	24	0
19t	Otton (TE)	TB	16	164	10.3	29	2
19t	Kupp	LAR	16	140	8.8	27	1
23t	Evans	TB	15	220	14.7	35t	2
23t	Addison	MIN	15	158	10.5	25	1
25t	Ja. Williams	DET	14	280	20.0	52t	4
25t	Reed	GB	14	222	15.9	70t	4
25t	Thielen	CAR	14	199	14.2	36	1
25t	Lockett	SEA	14	194	13.9	37	1
25t	Slayton	NYG	14	192	13.7	36	1
25t	D. Smith	PHI	14	171	12.2	27	3
25t	Dortch	ARI	14	166	11.9	39	1
25t	Hockenson (TE)	MIN	14	142	10.1	34	0
25t	Pitts (TE)	ATL	14	133	9.5	23	0
25t	Ertz (TE)	WAS	14	128	9.1	21	3
25t	Charbonnet (RB)	SEA	14	124	8.9	32	0
36t	*Oduze	CHI	13	189	14.5	44	1
36t	White (RB)	TB	13	104	8.0	22	0
36t	LaPorta (TE)	DET	13	103	7.9	13	1
36t	Wicks	GB	13	102	7.8	18	3
36t	Ferguson (TE)	DAL	13	94	7.2	24	0
36t	Kmet (TE)	CHI	13	86	6.6	25	1
42t	Samuel	SF	12	187	15.6	47	1
42t	Zaccheaus	WAS	12	142	11.8	29	1
42t	*Legette	CAR	12	136	11.3	31	1
42t	Cooks	DAL	12	105	8.8	22	2
46t	Turpin	DAL	11	226	20.5	64t	2
46t	Tolbert	DAL	11	223	20.3	48	1
46t	M. Sanders (RB)	CAR	11	53	4.8	12	0
49t	Goedert (TE)	PHI	10	185	18.5	61	0
49t	*McMillan	TB	10	163	16.3	32t	4
49t	A. Jones (RB)	MIN	10	149	14.9	25	1
49t	Johnson (TE)	NO	10	145	14.5	25	0
49t	*Coker	CAR	10	133	13.3	29	1
49t	Robinson (RB)	ATL	10	107	10.7	26	0
49t	Parkinson (TE)	LAR	10	99	9.9	15	0

2024 NATIONAL FOOTBALL LEAGUE

NFC THIRD-DOWN RECEIVING LEADERS

RANK	PLAYER	TEAM	REC	YDS	AVG	LONG	TD
49t	N. Fant (TE)	SEA	10	93	9.3	28	0
49t	Mi. Wilson	ARI	10	78	7.8	30	2
49t	Gibbs (RB)	DET	10	74	7.4	33	0
49t	Kamara (RB)	NO	10	71	7.1	20	0
49t	R. Johnson (RB)	CHI	10	66	6.6	17	0

2024 NATIONAL FOOTBALL LEAGUE

NFC LEADING SCORERS (NON-KICKING)

RANK	PLAYER	TEAM	POS	TOUCHDOWNS				X2	PTS
				TOTAL	RUSH	REC	RET		
1	Gibbs	DET	RB	20	16	4	0	0	120
2t	Barkley	PHI	RB	15	13	2	0	3	96
2t	Jacobs	GB	RB	16	15	1	0	0	96
2t	K. Williams	LAR	RB	16	14	2	0	0	96
5	Robinson	ATL	RB	15	14	1	0	1	92
6	Hurts	PHI	QB	14	14	0	0	0	84
7	McLaurin	WAS	WR	13	0	13	0	0	78
8t	Montgomery	DET	RB	12	12	0	0	0	72
8t	St. Brown	DET	WR	12	0	12	0	0	72
10	Hubbard	CAR	RB	11	10	1	0	1	68
11	Evans	TB	WR	11	0	11	0	0	66
12t	Addison	MIN	WR	10	1	9	0	0	60
12t	Jefferson	MIN	WR	10	0	10	0	0	60
14	Conner	ARI	RB	9	8	1	0	2	58
15t	Charbonnet	SEA	RB	9	8	1	0	0	54
15t	D. London	ATL	WR	9	0	9	0	0	54
15t	White	TB	RB	9	3	6	0	0	54
18t	*Harrison	ARI	WR	8	0	8	0	0	48
18t	*Irving	TB	RB	8	8	0	0	0	48
18t	Kamara	NO	RB	8	6	2	0	0	48
18t	Kittle	SF	TE	8	0	8	0	0	48
18t	*McMillan	TB	WR	8	0	8	0	0	48
18t	Robinson	WAS	RB	8	8	0	0	0	48
18t	D. Smith	PHI	WR	8	0	8	0	0	48
18t	Walker	SEA	RB	8	7	1	0	0	48
18t	Ja. Williams	DET	WR	8	1	7	0	0	48
27	Ertz	WAS	TE	7	0	7	0	2	46
28t	Kraft	GB	TE	7	0	7	0	1	44
28t	*Nabers	NYG	WR	7	0	7	0	1	44
30t	Allen	CHI	WR	7	0	7	0	0	42
30t	A. Brown	PHI	WR	7	0	7	0	0	42
30t	A. Jones	MIN	RB	7	5	2	0	0	42
30t	LaPorta	DET	TE	7	0	7	0	0	42
30t	Reed	GB	WR	7	1	6	0	0	42
30t	Robinson	LAR	WR	7	0	7	0	0	42
30t	Tolbert	DAL	WR	7	0	7	0	0	42
37t	*Daniels	WAS	QB	6	6	0	0	1	38
37t	Lamb	DAL	WR	6	0	6	0	1	38
37t	D. Moore	CHI	WR	6	0	6	0	1	38
37t	Swift	CHI	RB	6	6	0	0	1	38
41t	Hill	NO	TE	6	6	0	0	0	36
41t	Jennings	SF	WR	6	0	6	0	0	36
41t	R. Johnson	CHI	RB	6	6	0	0	0	36
41t	Kupp	LAR	WR	6	0	6	0	0	36
41t	Nailor	MIN	WR	6	0	6	0	0	36
41t	Smith-Njigba	SEA	WR	6	0	6	0	0	36

2024 NATIONAL FOOTBALL LEAGUE

NFC LEADING SCORERS (NON-KICKING)

RANK	PLAYER	TEAM	POS	TOUCHDOWNS				X2	PTS
				TOTAL	RUSH	REC	RET		
41t	*Tracy	NYG	RB	6	5	1	0	0	36
41t	Young	CAR	QB	6	6	0	0	0	36
49	K. Murray	ARI	QB	5	5	0	0	1	32
50t	Akers	HOU-MIN	RB	5	2	3	0	0	30
50t	Dowdle	DAL	RB	5	2	3	0	0	30
50t	Godwin	TB	WR	5	0	5	0	0	30
50t	Metcalf	SEA	WR	5	0	5	0	0	30
50t	Mooney	ATL	WR	5	0	5	0	0	30
50t	Moreau	NO	TE	5	0	5	0	0	30
50t	Purdy	SF	QB	5	5	0	0	0	30
50t	Thielen	CAR	WR	5	0	5	0	0	30
50t	Wicks	GB	WR	5	0	5	0	0	30
50t	Em. Wilson	GB	RB	5	4	1	0	0	30

2024 NATIONAL FOOTBALL LEAGUE

NFC LEADING SCORERS (KICKING)

RANK	PLAYER	TEAM	PAT	FG	FG%	LONG	PTS
1	Aubrey	DAL	30/30	40/47	85.1%	65	150
2	McLaughlin	TB	54/56	30/32	93.8%	56	144
3	Bates	DET	64/67	26/29	89.7%	58	142
4	Elliott	PHI	47/48	28/36	77.8%	50	131
5	*Karty	LAR	32/36	29/34	85.3%	58	119
6	Myers	SEA	37/40	26/30	86.7%	59	115
7	Grupe	NO	31/33	27/31	87.1%	57	112
8t	*Reichard	MIN	38/38	24/30	80.0%	58	110
8t	Ryland	ARI	26/27	28/32	87.5%	58	110
10	Moody	SF	32/33	24/34	70.6%	53	104
11	Seibert	WAS	22/24	27/30	90.0%	55	103
12	Koo	ATL	26/26	25/34	73.5%	58	101
13	Pineiro	CAR	33/35	22/26	84.6%	53	99
14	McManus	GB	30/30	20/21	95.2%	55	90
15	Santos	CHI	25/26	21/25	84.0%	54	88
16	Gano	NYG	15/15	9/11	81.8%	53	42
17	Gonzalez	WAS	19/19	5/7	71.4%	48	34
18t	Patterson	NYJ-CLE-ATL	16/16	4/7	57.1%	52	28
18t	Prater	ARI	10/10	6/6	100.0%	57	28
20	*McAtamney	NYG	1/1	1/1	100.0%	31	4
21	Wishnowsky	SF	0/0	1/1	100.0%	26	3
22	Gillan	NYG	0/1	0/0	---	---	0

2024 NATIONAL FOOTBALL LEAGUE

2024 NATIONAL FOOTBALL LEAGUE

NFC TOUCHBACKS ON KICKOFFS

RANK	PLAYER	TEAM	TB
1	Bates	DET	85
2	Evans	LAR	66
3	Reichard	MIN	62
4t	Mann	PHI	57
4t	Pinion	ATL	57
6	Ryland	ARI	54
7	Moody	SF	49
8	Myers	SEA	46
9	Aubrey	DAL	43
10t	Gill	TB	38
10t	Santos	CHI	38
12	Pineiro	CAR	32
13	McManus	GB	27
14	Gano	NYG	24
15	Grupe	NO	21
16	Browning	TB	19
17	Camarda	TB	18
18	Prater	ARI	17
19	Seibert	WAS	14
20	Gonzalez	WAS	10
21	Elliott	PHI	9
22t	Karty	LAR	5
22t	Koo	ATL	5
22t	McLaughlin	TB	5
25	McAtamney	NYG	4
26t	Gillan	NYG	2
26t	Patterson	NYJ-CLE-ATL	2

2024 NATIONAL FOOTBALL LEAGUE

NFC MOST YARDS FROM SCRIMMAGE

RANK	PLAYER	TEAM	POS	TOTAL			RUSHING			RECEIVING		
				YDS	PLAYS	AVG	YDS	ATT	AVG	YDS	ATT	AVG
1	Barkley	PHI	RB	2283	378	6.0	2005	345	5.8	278	33	8.4
2	Gibbs	DET	RB	1929	302	6.4	1412	250	5.6	517	52	9.9
3	Robinson	ATL	RB	1887	365	5.2	1456	304	4.8	431	61	7.1
4	Jacobs	GB	RB	1671	337	5.0	1329	301	4.4	342	36	9.5
5	A. Jones	MIN	RB	1546	306	5.1	1138	255	4.5	408	51	8.0
6	Jefferson	MIN	WR	1536	104	14.8	3	1	3.0	1533	103	14.9
7	*Irving	TB	RB	1514	254	6.0	1122	207	5.4	392	47	8.3
8	Conner	ARI	RB	1508	283	5.3	1094	236	4.6	414	47	8.8
9	Kamara	NO	RB	1493	296	5.0	950	228	4.2	543	68	8.0
10	K. Williams	LAR	RB	1481	350	4.2	1299	316	4.1	182	34	5.4
11	Hubbard	CAR	RB	1366	293	4.7	1195	250	4.8	171	43	4.0
12	Swift	CHI	RB	1345	295	4.6	959	253	3.8	386	42	9.2
13	Dowdle	DAL	RB	1328	274	4.8	1079	235	4.6	249	39	6.4
14	St. Brown	DET	WR	1269	117	10.8	6	2	3.0	1263	115	11.0
15	D. London	ATL	WR	1268	101	12.6	-3	1	-3.0	1271	100	12.7
16	Lamb	DAL	WR	1264	115	11.0	70	14	5.0	1194	101	11.8
17	*Nabers	NYG	WR	1206	114	10.6	2	5	0.4	1204	109	11.0
18	Smith-Njigba	SEA	WR	1156	105	11.0	26	5	5.2	1130	100	11.3
19	McBride	ARI	TE	1148	112	10.3	2	1	2.0	1146	111	10.3
20	*Tracy	NYG	RB	1123	230	4.9	839	192	4.4	284	38	7.5
21	Montgomery	DET	RB	1116	221	5.0	775	185	4.2	341	36	9.5
22	Kittle	SF	TE	1106	78	14.2	0	0	---	1106	78	14.2
23	McLaurin	WAS	WR	1098	84	13.1	2	2	1.0	1096	82	13.4
24	A. Brown	PHI	WR	1079	67	16.1	0	0	---	1079	67	16.1
25	Ja. Williams	DET	WR	1062	69	15.4	61	11	5.5	1001	58	17.3
26	D. Moore	CHI	WR	1041	112	9.3	75	14	5.4	966	98	9.9
27	Nacua	LAR	WR	1036	90	11.5	46	11	4.2	990	79	12.5
28	Reed	GB	WR	1020	75	13.6	163	20	8.2	857	55	15.6
29	White	TB	RB	1006	195	5.2	613	144	4.3	393	51	7.7
30	Evans	TB	WR	1004	74	13.6	0	0	---	1004	74	13.6
31t	Metcalf	SEA	WR	992	66	15.0	0	0	---	992	66	15.0
31t	Mooney	ATL	WR	992	64	15.5	0	0	---	992	64	15.5
33	Jennings	SF	WR	975	77	12.7	0	0	---	975	77	12.7
34	Robinson	WAS	RB	958	207	4.6	799	187	4.3	159	20	8.0
35	Charbonnet	SEA	RB	909	177	5.1	569	135	4.2	340	42	8.1
36	Addison	MIN	WR	895	66	13.6	20	3	6.7	875	63	13.9
37	*Daniels	WAS	QB	891	148	6.0	891	148	6.0	0	0	---
38	*Harrison	ARI	WR	885	62	14.3	0	0	---	885	62	14.3
39	Mason	SF	RB	880	164	5.4	789	153	5.2	91	11	8.3
40	Walker	SEA	RB	872	199	4.4	573	153	3.7	299	46	6.5
41	D. Smith	PHI	WR	834	69	12.1	1	1	1.0	833	68	12.3
42	Samuel	SF	WR	806	93	8.7	136	42	3.2	670	51	13.1
43	McCloud	ATL	WR	765	72	10.6	79	10	7.9	686	62	11.1
44	*Odunze	CHI	WR	749	57	13.1	15	3	5.0	734	54	13.6
45	Allen	CHI	WR	744	70	10.6	0	0	---	744	70	10.6
46	Ekeler	WAS	RB	733	112	6.5	367	77	4.8	366	35	10.5
47	Allgeier	ATL	RB	732	150	4.9	644	137	4.7	88	13	6.8
48	LaPorta	DET	TE	726	60	12.1	0	0	---	726	60	12.1
49	Kupp	LAR	WR	720	69	10.4	10	2	5.0	710	67	10.6
50	Robinson	NYG	WR	717	96	7.5	18	3	6.0	699	93	7.5

2024 NATIONAL FOOTBALL LEAGUE

NFC LEADERS IN FIRST DOWNS

RANK	PLAYER	TEAM	POS	TOTAL	RUSH	REC
1	Robinson	ATL	RB	102	82	20
2	Gibbs	DET	RB	96	70	26
3	Barkley	PHI	RB	94	82	12
4	K. Williams	LAR	RB	91	85	6
5	Jacobs	GB	RB	88	73	15
6	Conner	ARI	RB	83	66	17
7t	Hubbard	CAR	RB	72	62	10
7t	St. Brown	DET	WR	72	1	71
9	Kamara	NO	RB	70	52	18
10	A. Jones	MIN	RB	69	49	20
11	*Irving	TB	RB	68	52	16
12	D. London	ATL	WR	67	0	67
13t	Dowdle	DAL	RB	66	53	13
13t	Montgomery	DET	RB	66	50	16
15	McBride	ARI	TE	64	1	63
16t	Hurts	PHI	QB	62	62	0
16t	Jefferson	MIN	WR	62	0	62
18	Lamb	DAL	WR	58	4	54
19t	McLaurin	WAS	WR	56	0	56
19t	*Nabers	NYG	WR	56	1	55
19t	Smith-Njigba	SEA	WR	56	1	55
22t	*Daniels	WAS	QB	55	55	0
22t	Swift	CHI	RB	55	43	12
24t	Evans	TB	WR	53	0	53
24t	White	TB	RB	53	35	18
26	*Tracy	NYG	RB	52	39	13
27t	A. Brown	PHI	WR	51	0	51
27t	Robinson	WAS	RB	51	47	4
29	Kittle	SF	TE	50	0	50
30	Nacua	LAR	WR	49	2	47
31	Mooney	ATL	WR	48	0	48
32t	Jennings	SF	WR	47	0	47
32t	Walker	SEA	RB	47	28	19
32t	Ja. Williams	DET	WR	47	5	42
35	D. Moore	CHI	WR	46	3	43
36	Allgeier	ATL	RB	45	43	2
37t	Allen	CHI	WR	43	0	43
37t	*Harrison	ARI	WR	43	0	43
37t	Mason	SF	RB	43	37	6
40	D. Smith	PHI	WR	42	0	42
41t	Addison	MIN	WR	40	1	39
41t	Charbonnet	SEA	RB	40	32	8
43	LaPorta	DET	TE	39	0	39
44t	Ertz	WAS	TE	38	0	38
44t	*Odunze	CHI	WR	38	1	37
46	Robinson	NYG	WR	37	1	36
47t	Lockett	SEA	WR	36	0	36
47t	Reed	GB	WR	36	7	29
49	Metcalf	SEA	WR	35	0	35
50t	Doubs	GB	WR	33	0	33
50t	Ekeler	WAS	RB	33	19	14
50t	Godwin	TB	WR	33	1	32
50t	Kraft	GB	TE	33	3	30
50t	Purdy	SF	QB	33	33	0
50t	Samuel	SF	WR	33	5	28

2024 NATIONAL FOOTBALL LEAGUE

NFC PUNTING YARDS LEADERS

RANK	PLAYER	TEAM	POS	PUNTS	YARDS	LONG	AVG	TB	BLK	DWN	OB	RETURNS		IN20	NET AVG
												TOT	YDS		
1	Fox	DET	P	45	2295	68	51.0	4	0	5	1	21	135	22	46.2
2	Dickson	SEA	P	76	3756	68	49.4	9	0	7	7	31	284	31	43.3
3	Mann	PHI	P	54	2633	70	48.8	7	1	9	6	24	179	20	42.1
4	Anger	DAL	P	62	3005	62	48.5	3	0	5	1	33	341	24	42.0
5	*T. Taylor	CHI	P	82	3911	68	47.7	4	0	9	5	41	422	34	41.6
6	Pinion	ATL	P	47	2209	65	47.0	4	0	4	3	22	305	14	38.8
7	Way	WAS	P	50	2343	74	46.9	2	0	7	5	24	149	22	43.1
8	R. Wright	MIN	P	56	2604	66	46.5	5	1	5	8	28	191	27	40.6
9	Whelan	GB	P	56	2582	74	46.1	5	0	8	6	20	229	22	40.2
10	Evans	LAR	P	55	2530	68	46.0	2	0	10	11	22	198	30	41.7
11	Hekker	CAR	P	73	3338	65	45.7	3	1	20	4	26	178	24	41.9
12	*Hayball	NO	P	75	3303	64	44.0	3	0	9	8	28	213	41	40.4
13	Gillan	NYG	P	56	2448	67	43.7	2	0	5	7	17	135	27	40.6

2024 NATIONAL FOOTBALL LEAGUE

NFC NET PUNTING YARDS LEADERS

RANK	PLAYER	TEAM	POS	PUNTS	YARDS	LONG	AVG	TB	BLK	DWN	OB	RETURNS		IN20	NET AVG
												TOT	YDS		
1	Fox	DET	P	45	2295	68	51.0	4	0	5	1	21	135	22	46.2
2	Dickson	SEA	P	76	3756	68	49.4	9	0	7	7	31	284	31	43.3
3	Way	WAS	P	50	2343	74	46.9	2	0	7	5	24	149	22	43.1
4	Mann	PHI	P	54	2633	70	48.8	7	1	9	6	24	179	20	42.1
5	Anger	DAL	P	62	3005	62	48.5	3	0	5	1	33	341	24	42.0
6	Hekker	CAR	P	73	3338	65	45.7	3	1	20	4	26	178	24	41.9
7	Evans	LAR	P	55	2530	68	46.0	2	0	10	11	22	198	30	41.7
8	*T. Taylor	CHI	P	82	3911	68	47.7	4	0	9	5	41	422	34	41.6
9	Gillan	NYG	P	56	2448	67	43.7	2	0	5	7	17	135	27	40.6
10	R. Wright	MIN	P	56	2604	66	46.5	5	1	5	8	28	191	27	40.6
11	*Hayball	NO	P	75	3303	64	44.0	3	0	9	8	28	213	41	40.4
12	Whelan	GB	P	56	2582	74	46.1	5	0	8	6	20	229	22	40.2
13	Pinion	ATL	P	47	2209	65	47.0	4	0	4	3	22	305	14	38.8

2024 NATIONAL FOOTBALL LEAGUE

2024 NATIONAL FOOTBALL LEAGUE

NFC PUNT RETURN LEADERS

RANK	PLAYER	TEAM	POS	RET	FC	YDS	AVG	LONG	TD
1	Raymond	DET	WR	30	9	413	13.8	90t	1
2	*DeJean	PHI	CB	21	21	211	10.0	31	0
3	Darden	CLE-SEA	WR	32	12	309	9.7	28	0
4	Dortch	ARI	WR	21	3	202	9.6	27	0
5	Williams	ATL	RB	20	18	185	9.3	28	0
6	*Cowing	SF	WR	28	11	245	8.8	30	0
7	Smith-Marsette	NYG	WR	29	17	228	7.9	25	0
8	Powell	MIN	WR	23	16	164	7.1	15	0

2024 NATIONAL FOOTBALL LEAGUE

NFC KICKOFF RETURN LEADERS

RANK	PLAYER	TEAM	POS	RET	YDS	AVG	LONG	TD
1	Turpin	DAL	WR	27	904	33.5	99t	1
2	Gray	NYG	RB	21	554	26.4	37	0
3	Blackshear	CAR	RB	31	791	25.5	43	0

2024 NATIONAL FOOTBALL LEAGUE

2024 NATIONAL FOOTBALL LEAGUE

NFC INTERCEPTION LEADERS

RANK	PLAYER	TEAM	POS	INT	YARDS	AVG	LONG	TD
1	K. Joseph	DET	FS	9	99	11.0	33	1
2	McKinney	GB	FS	8	128	16.0	48	0
3t	Gardner-Johnson	PHI	SS	6	116	19.3	69t	1
3t	B. Murphy	MIN	CB	6	2	0.3	2	0
5t	Bates	ATL	SS	4	55	13.8	55t	1
5t	Blankenship	PHI	FS	4	29	7.3	28	0
5t	Branch	DET	SS	4	48	12.0	47	0
5t	*Kinchens	LAR	DB	4	123	30.8	103t	1
5t	*McCullough	LAR	DB	4	6	1.5	4t	1
10t	Adebo	NO	CB	3	68	22.7	47	0
10t	Bryant	SEA	CB	3	87	29.0	69t	1
10t	Bynum	MIN	SS	3	3	1.0	3	0
10t	Love	SEA	FS	3	33	11.0	26	0
10t	Mathieu	NO	FS	3	29	9.7	23	0
10t	Murphy-Bunting	ARI	CB	3	2	0.7	2	0
10t	Smith	MIN	FS	3	0	0.0	0	0
10t	Woods	CAR	FS	3	70	23.3	33	0
10t	Woolen	SEA	CB	3	11	3.7	7	0
19t	Alexander	GB	CB	2	52	26.0	35t	1
19t	Davis	DET	CB	2	0	0.0	0	0
19t	Diggs	DAL	CB	2	1	0.5	1	0
19t	Griffin	MIN	CB	2	28	14.0	28	0
19t	Grugier-Hill	MIN	OLB	2	5	2.5	5	0
19t	Hooker	DAL	FS	2	20	10.0	21	0
19t	Howden	NO	SAF	2	-2	-1.0	3	0
19t	M. Jackson	CAR	CB	2	20	10.0	19	0
19t	J. Johnson	CHI	CB	2	11	5.5	9	0
19t	Kendricks	DAL	MLB	2	15	7.5	8	0
19t	Lenoir	SF	CB	2	33	16.5	33	0
19t	McCollum	TB	CB	2	4	2.0	4	0
19t	Metellus	MIN	FS	2	16	8.0	12	0
19t	Mukuamu	DAL	SAF	2	20	10.0	15	0
19t	*Sainristil	WAS	CB	2	38	19.0	38	0
19t	Simmons	ATL	FS	2	0	0.0	0	0
19t	*Smith	TB	SS	2	0	0.0	0	0
19t	Stevenson	CHI	CB	2	43	21.5	43t	1
19t	Terrell	ATL	CB	2	1	0.5	1	0
19t	Valentine	GB	DB	2	51	25.5	31	0
19t	Van Ginkel	MIN	OLB	2	73	36.5	63t	2
19t	Warner	SF	MLB	2	70	35.0	45t	1
19t	G. Williams	ARI	CB	2	0	0.0	0	0
42t	Abram	NO	DB	1	30	30.0	30	0
42t	Andersen	ATL	LB	1	47	47.0	47t	1
42t	Anderson	GB	SS	1	18	18.0	18	0
42t	Baun	PHI	MLB	1	0	0.0	0	0
42t	Belton	NYG	SAF	1	0	0.0	0	0
42t	Blackwell	CHI	CB	1	10	10.0	10	0
42t	Bosa	SF	DE	1	30	30.0	30	0
42t	Brisker	CHI	SAF	1	0	0.0	0	0
42t	J. Brown	SF	SAF	1	0	0.0	0	0
42t	S. Brown	PHI	SAF	1	21	21.0	21	0
42t	Byard	CHI	FS	1	0	0.0	0	0
42t	Chinn	WAS	SS	1	0	0.0	0	0
42t	Clark	ARI	CB	1	0	0.0	0	0
42t	*Cooper	GB	OLB	1	22	22.0	22	0

2024 NATIONAL FOOTBALL LEAGUE

NFC INTERCEPTION LEADERS

RANK	PLAYER	TEAM	POS	INT	YARDS	AVG	LONG	TD
42t	David	TB	ILB	1	7	7.0	7	0
42t	Davis	NO	OLB	1	0	0.0	0	0
42t	Ka. Davis	SF	DT	1	2	2.0	2	0
42t	Dean	TB	DB	1	0	0.0	0	0
42t	Dean	PHI	ILB	1	0	0.0	0	0
42t	Durant	LAR	CB	1	0	0.0	0	0
42t	Edmunds	CHI	MLB	1	0	0.0	0	0
42t	Edwards	CHI	LB	1	0	0.0	0	0
42t	Elliss	ATL	LB	1	12	12.0	12	0
42t	Flannigan-Fowles	SF	LB	1	0	0.0	0	0
42t	Flott	NYG	CB	1	26	26.0	26	0
42t	Forbes	WAS-LAR	CB	1	19	19.0	19	0
42t	Fowler	WAS	OLB	1	67	67.0	67t	1
42t	Gardeck	ARI	LB	1	10	10.0	10	0
42t	Gilmore	MIN	CB	1	0	0.0	0	0
42t	Golston	DAL	DE	1	18	18.0	18	0
42t	*Green	SF	CB	1	20	20.0	20	0
42t	Hankins	SEA	DT	1	0	0.0	0	0
42t	Harris	NO	DB	1	7	7.0	7	0
42t	Hawkins	NYG	CB	1	0	0.0	0	0
42t	Horn	CAR	CB	1	0	0.0	0	0
42t	Izien	TB	FS-SS	1	17	17.0	17	0
42t	Th. Jackson	MIN	DB	1	3	3.0	3	0
42t	Jean-Charles	NO	CB	1	0	0.0	0	0
42t	Jewell	CAR	ILB	1	0	0.0	0	0
42t	Jobe	SEA	CB	1	33	33.0	33	0
42t	J. Johnson	LAR	DB	1	0	0.0	0	0
42t	E. Jones	TEN-SEA	LB	1	12	12.0	12	0
42t	Jordan	NO	DE	1	0	0.0	0	0
42t	Judon	ATL	OLB	1	27	27.0	27t	1
42t	Lewis	DAL	CB	1	0	0.0	0	0
42t	Luvu	WAS	OLB	1	0	0.0	0	0
42t	Martin	WAS	FS	1	29	29.0	29	0
42t	*Muasau	NYG	LB	1	1	1.0	1	0
42t	*Mustapha	SF	SAF	1	1	1.0	1	0
42t	Nixon	GB	DB	1	16	16.0	16	0
42t	Nowaske	DET	LB	1	8	8.0	8	0
42t	Oruwariye	DAL	CB	1	0	0.0	0	0
42t	Overshown	DAL	LB	1	23	23.0	23t	1
42t	Owens	CHI	DB	1	0	0.0	0	0
42t	Pace	MIN	ILB	1	6	6.0	6	0
42t	*A. Phillips	NYG	DB	1	25	25.0	25	0
42t	Phillips	ATL	CB	1	45	45.0	45	0
42t	*Richardson	CAR	SAF	1	3	3.0	3	0
42t	Rozeboom	LAR	ILB	1	16	16.0	16	0
42t	Saunders	NO	DT	1	37	37.0	37	0
42t	Smith	CHI	CB	1	23	23.0	23	0
42t	*Smith-Wade	CAR	CB	1	3	3.0	3	0
42t	*Turner	MIN	LB	1	4	4.0	4	0
42t	White	ARI	OLB	1	0	0.0	0	0
42t	D. Williams	LAR	DB	1	0	0.0	0	0
42t	*Williams	GB	SS	1	1	1.0	1	0
42t	L. Williams	SEA	DE	1	92	92.0	92t	1
42t	Wilson	DAL	DB	1	0	0.0	0	0
42t	Er. Wilson	GB	OLB	1	0	0.0	0	0

2024 NATIONAL FOOTBALL LEAGUE

NFC INTERCEPTION LEADERS

RANK	PLAYER	TEAM	POS	INT	YARDS	AVG	LONG	TD
42t	Ma. Wilson	ARI	LB	1	0	0.0	0	0
42t	Witherspoon	LAR	CB	1	0	0.0	0	0
42t	Yiadam	SF	CB	1	11	11.0	11	0

2024 NATIONAL FOOTBALL LEAGUE

NFC SACK LEADERS

RANK	PLAYER	TEAM	POS	SACKS
1t	Greenard	MIN	OLB	12.0
1t	Parsons	DAL	LB	12.0
3	Van Ginkel	MIN	OLB	11.5
4	L. Williams	SEA	DE	11.0
5	Fowler	WAS	OLB	10.5
6t	Bosa	SF	DE	9.0
6t	Lawrence	NYG	DT	9.0
6t	Z. Smith	CLE-DET	DE	9.0
9t	Burns	NYG	LB	8.5
9t	*Fiske	LAR	DE	8.5
9t	Floyd	SF	DE	8.5
12t	D. Hall	SEA	LB	8.0
12t	Luvu	WAS	OLB	8.0
12t	Sweat	PHI	OLB	8.0
12t	Turner	LAR	DE	8.0
16t	Bresee	NO	DT	7.5
16t	Gary	GB	DE	7.5
16t	Hutchinson	DET	DE	7.5
16t	Kancey	TB	DE-DT	7.5
16t	Young	LAR	OLB	7.5
21t	P. Jones	MIN	LB	7.0
21t	Vea	TB	NT	7.0
23	N. Smith	PHI	OLB	6.5
24t	Ebiketie	ATL	LB	6.0
24t	Mafe	SEA	LB	6.0
24t	Ojulari	NYG	LB	6.0
27t	Clowney	CAR	OLB	5.5
27t	David	TB	ILB	5.5
27t	Golston	DAL	DE	5.5
27t	Granderson	NO	DE	5.5
27t	L. Hall	TB	DE	5.5
27t	Judon	ATL	OLB	5.5
27t	A. Robinson	CAR	DT	5.5
27t	Sweat	CHI	DE	5.5
27t	Thibodeaux	NYG	LB	5.5
27t	C. Young	NO	DE	5.5
37t	Armstrong	WAS	DE	5.0
37t	Collins	SF	DT	5.0
37t	Collins	ARI	LB	5.0
37t	Dexter	CHI	DT	5.0
37t	Elliss	ATL	LB	5.0
37t	Lawson	DAL	DE-LB	5.0
37t	Overshown	DAL	LB	5.0
37t	Williams	PHI	DE	5.0
37t	Wyatt	GB	DT	5.0
46t	Carter	PHI	DT	4.5
46t	Cashman	MIN	ILB	4.5
46t	Diaby	TB	OLB	4.5
46t	Enagbare	GB	DE	4.5
46t	Odighizuwa	DAL	DT	4.5
46t	Ja. Reed	SEA	DT	4.5
46t	Stills	ARI	DT	4.5
46t	*Verse	LAR	OLB	4.5
46t	Wilson	DAL	DB	4.5

2024 NATIONAL FOOTBALL LEAGUE

NFC LEADERS IN FUMBLE RECOVERIES

RANK	PLAYER	TEAM	POS	TOTAL	OWN TEAM	OPP TEAM
1	Mayfield	TB	QB	8	8	0
2	G. Smith	SEA	QB	6	6	0
3	Rush	DAL	QB	5	5	0
4t	Robinson	ATL	RB	4	4	0
4t	*Ca. Williams	CHI	QB	4	4	0
6t	K. Brooks	GB	DT	3	1	2
6t	Carr	NO	QB	3	3	0
6t	*DeJean	PHI	CB	3	0	3
6t	Gordon	CHI	CB	3	0	3
6t	*Irving	TB	RB	3	3	0
6t	Mason	SF	RB	3	3	0
6t	K. Murray	ARI	QB	3	3	0
6t	Stafford	LAR	QB	3	3	0
6t	Walker	SEA	RB	3	3	0
15t	Allegretti	WAS	OG	2	2	0
15t	Barkley	PHI	RB	2	2	0
15t	*Bethune	SF	LB	2	1	1
15t	Blackshear	CAR	RB	2	2	0
15t	Byard	CHI	FS	2	0	2
15t	Bynum	MIN	SS	2	0	2
15t	Chinn	WAS	SS	2	0	2
15t	Clark	GB	DT	2	0	2
15t	Collins	SF	DT	2	0	2
15t	*Cooper	GB	OLB	2	1	1
15t	Cousins	ATL	QB	2	2	0
15t	Dalman	ATL	C	2	2	0
15t	Dalton	CAR	QB	2	2	0
15t	Darnold	MIN	QB	2	2	0
15t	Davidson	NYG	DT	2	0	2
15t	Davis	DET	CB	2	0	2
15t	Dean	PHI	ILB	2	0	2
15t	Dexter	CHI	DT	2	0	2
15t	Edwards	CHI	LB	2	0	2
15t	*Fiske	LAR	DE	2	0	2
15t	Gay	NO	LB	2	0	2
15t	Goff	DET	QB	2	2	0
15t	Hicks	CHI	SAF	2	0	2
15t	Hurts	PHI	QB	2	2	0
15t	Jenkins	CHI	OT	2	2	0
15t	Jewell	CAR	ILB	2	0	2
15t	Lock	NYG	QB	2	2	0
15t	Love	GB	QB	2	2	0
15t	Luvu	WAS	OLB	2	0	2
15t	McBride	ARI	TE	2	2	0
15t	McNichols	WAS	RB	2	2	0
15t	Melton	GB	WR	2	1	1
15t	Montgomery	DET	RB	2	2	0
15t	Okereke	NYG	ILB	2	0	2
15t	Otton	TB	TE	2	2	0
15t	Owens	CHI	DB	2	0	2
15t	Powell	MIN	WR	2	2	0
15t	Prescott	DAL	QB	2	2	0
15t	N. Smith	PHI	OLB	2	0	2
15t	Thompson	ARI	DB	2	0	2
15t	Tolbert	DAL	WR	2	2	0

2024 NATIONAL FOOTBALL LEAGUE

NFC LEADERS IN FUMBLE RECOVERIES

RANK	PLAYER	TEAM	POS	TOTAL	OWN TEAM	OPP TEAM
15t	Tuttle	CAR	DT	2	0	2
15t	*Verse	LAR	OLB	2	0	2
15t	Wagner	WAS	MLB	2	0	2
15t	Walker	WAS	LB	2	1	1
15t	Wyatt	GB	DT	2	0	2
15t	Yiadam	SF	CB	2	1	1
15t	Zaccheaus	WAS	WR	2	2	0
15t	Zeitler	DET	OG	2	2	0

2024 NATIONAL FOOTBALL LEAGUE

NFC LEADERS IN RECOVERIES OF FUMBLES BY OWN TEAM

RANK	PLAYER	TEAM	POS	REC	YARDS	AVG	LONG	TD
1	Mayfield	TB	QB	8	0	0.0	0t	0
2	G. Smith	SEA	QB	6	0	0.0	0t	0
3	Rush	DAL	QB	5	0	0.0	0t	0
4t	Robinson	ATL	RB	4	0	0.0	0t	0
4t	*Ca. Williams	CHI	QB	4	0	0.0	0t	0
6t	Carr	NO	QB	3	0	0.0	0t	0
6t	*Irving	TB	RB	3	0	0.0	0t	0
6t	Mason	SF	RB	3	-2	-0.7	0t	0
6t	K. Murray	ARI	QB	3	0	0.0	0t	0
6t	Stafford	LAR	QB	3	0	0.0	0t	0
6t	Walker	SEA	RB	3	-3	-1.0	0t	0
12t	Allegretti	WAS	OG	2	0	0.0	0t	0
12t	Barkley	PHI	RB	2	0	0.0	0t	0
12t	Blackshear	CAR	RB	2	0	0.0	0t	0
12t	Cousins	ATL	QB	2	0	0.0	0t	0
12t	Dalman	ATL	C	2	0	0.0	0t	0
12t	Dalton	CAR	QB	2	0	0.0	0t	0
12t	Darnold	MIN	QB	2	0	0.0	0t	0
12t	Goff	DET	QB	2	0	0.0	0t	0
12t	Hurts	PHI	QB	2	0	0.0	0t	0
12t	Jenkins	CHI	OT	2	0	0.0	0t	0
12t	Lock	NYG	QB	2	0	0.0	0t	0
12t	Love	GB	QB	2	0	0.0	0t	0
12t	McBride	ARI	TE	2	0	0.0	0t	1
12t	McNichols	WAS	RB	2	0	0.0	0t	0
12t	Montgomery	DET	RB	2	0	0.0	0t	0
12t	Otton	TB	TE	2	0	0.0	0t	0
12t	Powell	MIN	WR	2	7	3.5	7	0
12t	Prescott	DAL	QB	2	0	0.0	0t	0
12t	Tolbert	DAL	WR	2	0	0.0	0t	0
12t	Zaccheaus	WAS	WR	2	0	0.0	0t	0
12t	Zeitler	DET	OG	2	0	0.0	0t	0

2024 NATIONAL FOOTBALL LEAGUE

NFC LEADERS IN RECOVERIES OF FUMBLES BY OPPOSING TEAM

RANK	PLAYER	TEAM	POS	REC	YARDS	AVG	LONG	TD
1t	*DeJean	PHI	CB	3	0	0.0	0t	0
1t	Gordon	CHI	CB	3	0	0.0	0t	0
3t	K. Brooks	GB	DT	2	0	0.0	0t	0
3t	Byard	CHI	FS	2	0	0.0	0t	0
3t	Bynum	MIN	SS	2	0	0.0	0t	0
3t	Chinn	WAS	SS	2	0	0.0	0t	0
3t	Clark	GB	DT	2	0	0.0	0t	0
3t	Collins	SF	DT	2	0	0.0	0t	0
3t	Davidson	NYG	DT	2	0	0.0	0t	0
3t	Davis	DET	CB	2	49	24.5	49	0
3t	Dean	PHI	ILB	2	0	0.0	0t	0
3t	Dexter	CHI	DT	2	0	0.0	0t	0
3t	Edwards	CHI	LB	2	0	0.0	0t	0
3t	*Fiske	LAR	DE	2	8	4.0	8	0
3t	Gay	NO	LB	2	4	2.0	4	0
3t	Hicks	CHI	SAF	2	28	14.0	19	0
3t	Jewell	CAR	ILB	2	0	0.0	0t	0
3t	Luvu	WAS	OLB	2	5	2.5	5	0
3t	Okereke	NYG	ILB	2	1	0.5	1	0
3t	Owens	CHI	DB	2	13	6.5	13	0
3t	N. Smith	PHI	OLB	2	0	0.0	0t	0
3t	Thompson	ARI	DB	2	0	0.0	0t	0
3t	Tuttle	CAR	DT	2	0	0.0	0t	0
3t	*Verse	LAR	OLB	2	0	0.0	0t	0
3t	Wagner	WAS	MLB	2	0	0.0	0t	0
3t	Wyatt	GB	DT	2	0	0.0	0t	0

2024 NATIONAL FOOTBALL LEAGUE

NFL LEADING PASSERS

RANK	PLAYER	TEAM	ATT	COMP	COMP%	YDS	YPA	TD	TD%	LONG	INT	INT%	RATING
1	L. Jackson	BAL	474	316	66.7%	4172	8.80	41	8.6%	84t	4	0.8%	119.6
2	Goff	DET	539	390	72.4%	4629	8.59	37	6.9%	82t	12	2.2%	111.8
3	Burrow	CIN	652	460	70.6%	4918	7.54	43	6.6%	70t	9	1.4%	108.5
4	Mayfield	TB	570	407	71.4%	4500	7.89	41	7.2%	57t	16	2.8%	106.8
5	Hurts	PHI	361	248	68.7%	2903	8.04	18	5.0%	67t	5	1.4%	103.7
6	Darnold	MIN	545	361	66.2%	4319	7.92	35	6.4%	97t	12	2.2%	102.5
7	Herbert	LAC	504	332	65.9%	3870	7.68	23	4.6%	66t	3	0.6%	101.7
8	Allen	BUF	483	307	63.6%	3731	7.72	28	5.8%	64	6	1.2%	101.4
9	Tagovailoa	MIA	399	291	72.9%	2867	7.19	19	4.8%	80t	7	1.8%	101.4
10	*Daniels	WAS	480	331	69.0%	3568	7.43	25	5.2%	86t	9	1.9%	100.1
11	Love	GB	425	268	63.1%	3389	7.97	25	5.9%	70t	11	2.6%	96.7
12	Purdy	SF	455	300	65.9%	3864	8.49	20	4.4%	76t	12	2.6%	96.1
13	Ru. Wilson	PIT	336	214	63.7%	2482	7.39	16	4.8%	46	5	1.5%	95.6
14	Stafford	LAR	517	340	65.8%	3762	7.28	20	3.9%	69t	8	1.5%	93.7
15	K. Murray	ARI	541	372	68.8%	3851	7.12	21	3.9%	60t	11	2.0%	93.5
16	Mahomes	KC	581	392	67.5%	3928	6.76	26	4.5%	54t	11	1.9%	93.5
17	*Nix	DEN	567	376	66.3%	3775	6.66	29	5.1%	93t	12	2.1%	93.3
18	G. Smith	SEA	578	407	70.4%	4320	7.47	21	3.6%	71t	15	2.6%	93.2
19	Rodgers	NYJ	584	368	63.0%	3897	6.67	28	4.8%	71t	11	1.9%	90.5
20	Cousins	ATL	453	303	66.9%	3508	7.74	18	4.0%	60	16	3.5%	88.6
21	*Maye	NE	338	225	66.6%	2276	6.73	15	4.4%	40t	10	3.0%	88.1
22	*Ca. Williams	CHI	562	351	62.5%	3541	6.30	20	3.6%	47	6	1.1%	87.8
23	Stroud	HOU	532	336	63.2%	3727	7.01	20	3.8%	67t	12	2.3%	87.0
24	Rush	DAL	308	187	60.7%	1844	5.99	12	3.9%	64t	5	1.6%	83.8
25	Young	CAR	384	234	60.9%	2403	6.26	15	3.9%	83t	9	2.3%	82.2
26	Minshew	LV	306	203	66.3%	2013	6.58	9	2.9%	57t	10	3.3%	81.0
27	D. Jones	NYG-MIN	341	216	63.3%	2070	6.07	8	2.3%	43	7	2.1%	79.4

2024 NATIONAL FOOTBALL LEAGUE

NFL LEADING PASSERS, RANKS

PLAYER	TEAM	ATT	COMP	COMP%	YDS	YPA	TD	TD%	INT	INT%	RATING
L. Jackson	BAL	16	15	11	6	1	2t	1	2	2	1
Goff	DET	10	5	2	2	2	4	3	20t	18	2
Burrow	CIN	1	1	4	1	11	1	4	11t	5	3
Mayfield	TB	5	2t	3	3	7	2t	2	26t	24	4
Hurts	PHI	22	21	8	20	4	20t	10	3t	6	5
Darnold	MIN	8	9	15	5	6	5	5	20t	17	6
Herbert	LAC	13	13	17	9	10	12	14	1	1	7
Allen	BUF	14	16	20	14	9	7t	7	6t	4	8
Tagovailoa	MIA	20	19	1	21	16	19	12t	8t	10	9
*Daniels	WAS	15	14	6	16	13	10t	8	11t	11	10
Love	GB	19	20	23	19	5	10t	6	16t	21	11
Purdy	SF	17	18	16	10	3	15t	17	20t	23	12
Ru. Wilson	PIT	25	25	19	22	14	22	12t	3t	7	13
Stafford	LAR	12	11	18	13	15	15t	22	10	8	14
K. Murray	ARI	9	7	7	11	17	13t	21	16t	14	15
Mahomes	KC	3	4	9	7	19	9	15	16t	13	16
*Nix	DEN	6	6	14	12	22	6	9	20t	16	17
G. Smith	SEA	4	2t	5	4	12	13t	24	25	22	18
Rodgers	NYJ	2	8	24	8	21	7t	11	16t	12	19
Cousins	ATL	18	17	10	18	8	20t	18	26t	27	20
*Maye	NE	24	23	12	24	20	23t	16	14t	25	21
*Ca. Williams	CHI	7	10	25	17	24	15t	25	6t	3	22
Stroud	HOU	11	12	22	15	18	15t	23	20t	19	23
Rush	DAL	26	29	27	32	27	28t	20	3t	9	24
Young	CAR	21	22	26	23	25	23t	19	11t	20	25
Minshew	LV	27	26	13	30	23	32t	26	14t	26	26
D. Jones	NYG-MIN	23	24	21	28	26	34t	27	8t	15	27

2024 NATIONAL FOOTBALL LEAGUE

NFL FOURTH-QUARTER PASSING LEADERS

RANK	PLAYER	TEAM	ATT	COMP	COMP%	YDS	YPA	TD	TD%	INT	INT%	RATING
1	Mayfield	TB	142	103	72.5%	1123	7.91	12	8.5%	2	1.4%	117.8
2	L. Jackson	BAL	119	77	64.7%	1054	8.86	11	9.2%	2	1.7%	116.7
3	*Daniels	WAS	135	96	71.1%	1111	8.23	11	8.1%	3	2.2%	113.5
4	Flacco	IND	66	43	65.2%	596	9.03	7	10.6%	3	4.5%	110.4
5	Love	GB	104	65	62.5%	968	9.31	6	5.8%	1	1.0%	108.2
6	Fields	PIT	40	23	57.5%	302	7.55	3	7.5%	0	0.0%	106.5
7	Stafford	LAR	143	98	68.5%	1079	7.55	8	5.6%	1	0.7%	106.4
8	Burrow	CIN	163	108	66.3%	1367	8.39	12	7.4%	5	3.1%	104.0
9	Hurts	PHI	74	54	73.0%	674	9.11	3	4.1%	2	2.7%	103.1
10	Mahomes	KC	116	78	67.2%	791	6.82	6	5.2%	1	0.9%	100.2
11	*Nix	DEN	135	93	68.9%	977	7.24	9	6.7%	4	3.0%	99.5
12	Allen	BUF	94	55	58.5%	679	7.22	5	5.3%	0	0.0%	98.7
13	Goff	DET	136	89	65.4%	974	7.16	7	5.1%	2	1.5%	97.5
14	Tagovailoa	MIA	95	69	72.6%	633	6.66	4	4.2%	2	2.1%	95.6
15	*Ca. Williams	CHI	180	116	64.4%	1108	6.16	10	5.6%	2	1.1%	95.3
16	Rodgers	NYJ	169	110	65.1%	1172	6.93	7	4.1%	2	1.2%	94.1
17	Darnold	MIN	114	67	58.8%	897	7.87	6	5.3%	2	1.8%	94.1
18	Herbert	LAC	99	55	55.6%	677	6.84	5	5.1%	0	0.0%	93.7
19	O'Connell	LV	93	62	66.7%	605	6.51	5	5.4%	2	2.2%	93.7
20	M. Jones	JAX	87	60	69.0%	608	6.99	5	5.7%	3	3.4%	93.5
21	Carr	NO	63	38	60.3%	405	6.43	5	7.9%	2	3.2%	92.4
22	*Maye	NE	113	70	61.9%	764	6.76	7	6.2%	3	2.7%	91.5
23	Ru. Wilson	PIT	89	54	60.7%	596	6.70	5	5.6%	2	2.2%	89.9
24	Rudolph	TEN	67	45	67.2%	452	6.75	4	6.0%	3	4.5%	87.4
25	D. Watson	CLE	58	39	67.2%	335	5.78	2	3.4%	1	1.7%	86.5
26	Prescott	DAL	75	41	54.7%	486	6.48	6	8.0%	3	4.0%	84.6
27	G. Smith	SEA	165	115	69.7%	1079	6.54	6	3.6%	6	3.6%	84.4
28	Purdy	SF	118	82	69.5%	957	8.11	4	3.4%	6	5.1%	83.9
29	Minschew	LV	102	69	67.6%	679	6.66	4	3.9%	4	3.9%	82.9
30	Stroud	HOU	113	67	59.3%	696	6.16	3	2.7%	2	1.8%	78.6
31	Lock	NYG	79	46	58.2%	566	7.16	2	2.5%	2	2.5%	78.3
32	Ridder	ARI-LV	66	42	63.6%	395	5.98	2	3.0%	2	3.0%	77.5
33	K. Murray	ARI	145	97	66.9%	1013	6.99	2	1.4%	5	3.4%	77.2
34	Lawrence	JAX	83	46	55.4%	515	6.20	3	3.6%	2	2.4%	76.1
35	Winston	CLE	103	64	62.1%	701	6.81	5	4.9%	6	5.8%	74.1
36	Brissett	NE	52	29	55.8%	306	5.88	0	0.0%	0	0.0%	73.1
37	Young	CAR	127	75	59.1%	706	5.56	3	2.4%	3	2.4%	72.5
38	Rush	DAL	93	52	55.9%	424	4.56	2	2.2%	1	1.1%	70.4
39	Richardson	IND	95	47	49.5%	664	6.99	4	4.2%	4	4.2%	68.9
40	D. Jones	NYG-MIN	119	68	57.1%	606	5.09	2	1.7%	4	3.4%	62.5
41	Levis	TEN	98	49	50.0%	544	5.55	4	4.1%	5	5.1%	59.2
42	Cousins	ATL	119	73	61.3%	737	6.19	2	1.7%	8	6.7%	56.6
43	*Rattler	NO	84	42	50.0%	355	4.23	1	1.2%	4	4.8%	45.5
44	Thompson-Robinson	CLE	59	31	52.5%	212	3.59	0	0.0%	4	6.8%	32.6

2024 NATIONAL FOOTBALL LEAGUE

NFL THIRD-DOWN PASSING LEADERS

RANK	PLAYER	TEAM	ATT	COMP	COMP%	YDS	YPA	TD	TD%	INT	INT%	RATING
1	Goff	DET	126	86	68.3%	1076	8.54	13	10.3%	0	0.0%	128.9
2	L. Jackson	BAL	119	74	62.2%	977	8.21	11	9.2%	0	0.0%	118.9
3	Burrow	CIN	150	97	64.7%	1126	7.51	13	8.7%	2	1.3%	110.6
4	Mahomes	KC	143	93	65.0%	1076	7.52	11	7.7%	1	0.7%	110.4
5	Mayfield	TB	142	95	66.9%	1174	8.27	12	8.5%	6	4.2%	102.8
6	*Daniels	WAS	124	75	60.5%	888	7.16	10	8.1%	2	1.6%	102.5
7	Herbert	LAC	128	75	58.6%	861	6.73	8	6.3%	0	0.0%	99.8
8	Allen	BUF	125	67	53.6%	943	7.54	10	8.0%	2	1.6%	98.2
9	Purdy	SF	121	73	60.3%	886	7.32	8	6.6%	2	1.7%	98.0
10	Cousins	ATL	116	73	62.9%	858	7.40	5	4.3%	1	0.9%	96.1
11	Winston	CLE	80	49	61.3%	583	7.29	4	5.0%	1	1.3%	94.9
12	Ru. Wilson	PIT	101	60	59.4%	849	8.41	6	5.9%	3	3.0%	94.0
13	Hurts	PHI	95	59	62.1%	782	8.23	5	5.3%	3	3.2%	92.5
14	Love	GB	110	58	52.7%	677	6.15	11	10.0%	4	3.6%	89.8
15	*Nix	DEN	165	103	62.4%	1164	7.05	9	5.5%	5	3.0%	89.1
16	Darnold	MIN	149	83	55.7%	1027	6.89	9	6.0%	3	2.0%	89.0
17	*Maye	NE	82	48	58.5%	530	6.46	6	7.3%	3	3.7%	86.9
18	Tagovailoa	MIA	100	65	65.0%	703	7.03	4	4.0%	3	3.0%	86.4
19	K. Murray	ARI	114	68	59.6%	728	6.39	5	4.4%	2	1.8%	85.7
20	Stroud	HOU	153	90	58.8%	1085	7.09	7	4.6%	4	2.6%	85.0
21	D. Jones	NYG-MIN	92	59	64.1%	586	6.37	3	3.3%	2	2.2%	83.9
22	Rodgers	NYJ	152	88	57.9%	1187	7.81	7	4.6%	6	3.9%	81.8
23	Rush	DAL	80	41	51.3%	547	6.84	5	6.3%	3	3.8%	78.5
24	*Ca. Williams	CHI	150	86	57.3%	840	5.60	5	3.3%	3	2.0%	76.0
25	G. Smith	SEA	145	90	62.1%	1038	7.16	5	3.4%	7	4.8%	75.0
26	Stafford	LAR	120	66	55.0%	687	5.73	4	3.3%	3	2.5%	72.5
27	Young	CAR	108	59	54.6%	664	6.15	4	3.7%	4	3.7%	70.1
28	Minschew	LV	80	46	57.5%	428	5.35	3	3.8%	5	6.3%	58.8

2024 NATIONAL FOOTBALL LEAGUE

NFL LEADING RUSHERS

RANK	PLAYER	TEAM	ATT	YDS	AVG	LONG	TD
1	Barkley	PHI	345	2005	5.8	72t	13
2	Henry	BAL	325	1921	5.9	87t	16
3	Robinson	ATL	304	1456	4.8	37t	14
4	Taylor	IND	303	1431	4.7	70t	11
5	Gibbs	DET	250	1412	5.6	70t	16
6	Jacobs	GB	301	1329	4.4	38t	15
7	K. Williams	LAR	316	1299	4.1	30	14
8	Hubbard	CAR	250	1195	4.8	38t	10
9	A. Jones	MIN	255	1138	4.5	41	5
10	*Irving	TB	207	1122	5.4	56	8
11	Conner	ARI	236	1094	4.6	53	8
12t	Dowdle	DAL	235	1079	4.6	27	2
12t	Pollard	TEN	260	1079	4.2	41	5
14	Harris	PIT	263	1043	4.0	36t	6
15	Mixon	HOU	245	1016	4.1	59	11
16	Cook	BUF	207	1009	4.9	65t	16
17	C. Brown	CIN	229	990	4.3	40	7
18	Swift	CHI	253	959	3.8	56t	6
19	Kamara	NO	228	950	4.2	24	6
20	L. Jackson (QB)	BAL	139	915	6.6	48t	4
21	Achane	MIA	203	907	4.5	61	6
22	Dobbins	LAC	195	905	4.6	61	9
23	*Daniels (QB)	WAS	148	891	6.0	46	6
24	Hall	NYJ	209	876	4.2	42	5
25	*Tracy	NYG	192	839	4.4	45t	5
26	Stevenson	NE	207	801	3.9	33t	7
27	Robinson	WAS	187	799	4.3	40t	8
28	Mason	SF	153	789	5.2	38	3
29	Montgomery	DET	185	775	4.2	21	12
30	Bigsby	JAX	168	766	4.6	65t	7
31	Hunt	KC	200	728	3.6	20	7
32	Allgeier	ATL	137	644	4.7	25	3
33	Hurts (QB)	PHI	150	630	4.2	35	14
34	White	TB	144	613	4.3	56	3
35	Walker	SEA	153	573	3.7	28	7
36	K. Murray (QB)	ARI	78	572	7.3	50t	5
37	Charbonnet	SEA	135	569	4.2	51t	8
38	J. Ford	CLE	104	565	5.4	66	3
39	Etienne	JAX	150	558	3.7	22	2
40	Gibson	NE	120	538	4.5	45	1
41	Allen (QB)	BUF	102	531	5.2	30	12
42	Williams	DEN	139	513	3.7	20	4
43	Warren	PIT	120	511	4.3	22	1
44	Em. Wilson	GB	103	502	4.9	21t	4
45	Richardson (QB)	IND	86	499	5.8	29	6
46	McLaughlin	DEN	113	496	4.4	21	1
47	*Ca. Williams (QB)	CHI	81	489	6.0	24	0
48	Akers	HOU-MIN	104	444	4.3	58	2
49	*Davis	BUF	113	442	3.9	23	3
50	Singletary	NYG	113	437	3.9	43	4

2024 NATIONAL FOOTBALL LEAGUE

NFL THIRD-AND-ONE RUSHING LEADERS

RANK	PLAYER	TEAM	ATT	FD	PCT
1t	*Allen	NYJ	10	10	100.0%
1t	D. Jones (QB)	NYG-MIN	8	8	100.0%
1t	Charbonnet	SEA	7	7	100.0%
1t	*Daniels (QB)	WAS	7	7	100.0%
1t	Darnold (QB)	MIN	7	7	100.0%
1t	C. Brown	CIN	6	6	100.0%
1t	M. Jones (QB)	JAX	6	6	100.0%
1t	R. Johnson	CHI	5	5	100.0%
1t	Em. Wilson	GB	5	5	100.0%
1t	Burrow (QB)	CIN	4	4	100.0%
1t	*Irving	TB	4	4	100.0%
1t	Stafford (QB)	LAR	4	4	100.0%
1t	Swift	CHI	4	4	100.0%
1t	Williams	NO	4	4	100.0%
15	K. Williams	LAR	13	12	92.3%
16	Allen (QB)	BUF	11	10	90.9%
17	Herbert (QB)	LAC	9	8	88.9%
18	Mixon	HOU	8	7	87.5%
19t	L. Jackson (QB)	BAL	6	5	83.3%
19t	Purdy (QB)	SF	6	5	83.3%
21t	*Nix (QB)	DEN	11	9	81.8%
21t	Robinson	WAS	11	9	81.8%
23t	Hubbard	CAR	10	8	80.0%
23t	Robinson	ATL	10	8	80.0%
23t	Dowdle	DAL	5	4	80.0%
23t	Elliott	DAL	5	4	80.0%
23t	Rudolph (QB)	TEN	5	4	80.0%
28t	Conner	ARI	9	7	77.8%
28t	Levis (QB)	TEN	9	7	77.8%
30	Henry	BAL	13	10	76.9%
31t	Hurts (QB)	PHI	20	15	75.0%
31t	Dobbins	LAC	8	6	75.0%
33	Hunt	KC	11	8	72.7%
34	White	TB	7	5	71.4%
35	Taylor	IND	17	12	70.6%
36	Jacobs	GB	10	7	70.0%
37	Allgeier	ATL	13	9	69.2%
38t	Achane	MIA	6	4	66.7%
38t	Pacheco	KC	6	4	66.7%
38t	*Steele	KC	6	4	66.7%
38t	Ru. Wilson (QB)	PIT	6	4	66.7%
42t	Hall	NYJ	7	4	57.1%
42t	Kamara	NO	7	4	57.1%
44t	Bigsby	JAX	9	5	55.6%
44t	Haskins	LAC	9	5	55.6%
46	Montgomery	DET	11	6	54.5%
47	A. Jones	MIN	8	4	50.0%

2024 NATIONAL FOOTBALL LEAGUE

NFL LEADERS IN RECEPTIONS

RANK	PLAYER	TEAM	REC	YDS	AVG	LONG	TD
1	Chase	CIN	127	1708	13.4	70t	17
2	St. Brown	DET	115	1263	11.0	66t	12
3	*Bowers (TE)	LV	112	1194	10.7	57t	5
4	McBride (TE)	ARI	111	1146	10.3	37	2
5	*Nabers	NYG	109	1204	11.0	59t	7
6	Jefferson	MIN	103	1533	14.9	97t	10
7t	Lamb	DAL	101	1194	11.8	65t	6
7t	Wilson	NYJ	101	1104	10.9	42	7
9t	D. London	ATL	100	1271	12.7	39	9
9t	Smith-Njigba	SEA	100	1130	11.3	46	6
11	D. Moore	CHI	98	966	9.9	44	6
12	Kelce (TE)	KC	97	823	8.5	38	3
13	Robinson	NYG	93	699	7.5	35	3
14	Jeudy	CLE	90	1229	13.7	89t	4
15	J. Smith (TE)	MIA	88	884	10.0	57t	8
16t	*B. Thomas	JAX	87	1282	14.7	85t	10
16t	Meyers	LV	87	1027	11.8	43	4
18	D. Adams	LV-NYJ	85	1063	12.5	71t	8
19t	*McConkey	LAC	82	1149	14.0	60t	7
19t	McLaurin	WAS	82	1096	13.4	86t	13
21t	Sutton	DEN	81	1081	13.3	47	8
21t	T. Hill	MIA	81	959	11.8	80t	6
23	Nacua	LAR	79	990	12.5	51	3
24t	Kittle (TE)	SF	78	1106	14.2	43	8
24t	Achane (RB)	MIA	78	592	7.6	39	6
26	Jennings	SF	77	975	12.7	45	6
27	Shakir	BUF	76	821	10.8	52	4
28t	Flowers	BAL	74	1059	14.3	53t	4
28t	Evans	TB	74	1004	13.6	57t	11
30	Higgins	CIN	73	911	12.5	42t	10
31	Downs	IND	72	803	11.2	69t	5
32	Allen	CHI	70	744	10.6	45t	7
33	Pittman	IND	69	808	11.7	33	3
34t	Collins	HOU	68	1006	14.8	67t	7
34t	D. Smith	PHI	68	833	12.3	49	8
34t	Kamara (RB)	NO	68	543	8.0	57t	2
37t	A. Brown	PHI	67	1079	16.1	67t	7
37t	Kupp	LAR	67	710	10.6	69t	6
39t	Metcalf	SEA	66	992	15.0	71t	5
39t	Henry (TE)	NE	66	674	10.2	35	2
39t	Ertz (TE)	WAS	66	654	9.9	37	7
39t	Douglas	NE	66	621	9.4	36t	3
43t	Gesicki (TE)	CIN	65	665	10.2	47t	2
43t	Freiermuth (TE)	PIT	65	653	10.0	30	7
45t	Ridley	TEN	64	1017	15.9	63	4
45t	Mooney	ATL	64	992	15.5	49	5
45t	Njoku (TE)	CLE	64	505	7.9	29	5
48	Addison	MIN	63	875	13.9	69	9
49t	*Harrison	ARI	62	885	14.3	60t	8
49t	McCloud	ATL	62	686	11.1	60	1

2024 NATIONAL FOOTBALL LEAGUE

NFL RECEIVING YARDAGE LEADERS

RANK	PLAYER	TEAM	YDS	REC	AVG	LONG	TD
1	Chase	CIN	1708	127	13.4	70t	17
2	Jefferson	MIN	1533	103	14.9	97t	10
3	*B. Thomas	JAX	1282	87	14.7	85t	10
4	D. London	ATL	1271	100	12.7	39	9
5	St. Brown	DET	1263	115	11.0	66t	12
6	Jeudy	CLE	1229	90	13.7	89t	4
7	*Nabers	NYG	1204	109	11.0	59t	7
8t	*Bowers (TE)	LV	1194	112	10.7	57t	5
8t	Lamb	DAL	1194	101	11.8	65t	6
10	*McConkey	LAC	1149	82	14.0	60t	7
11	McBride (TE)	ARI	1146	111	10.3	37	2
12	Smith-Njigba	SEA	1130	100	11.3	46	6
13	Kittle (TE)	SF	1106	78	14.2	43	8
14	Wilson	NYJ	1104	101	10.9	42	7
15	McLaurin	WAS	1096	82	13.4	86t	13
16	Sutton	DEN	1081	81	13.3	47	8
17	A. Brown	PHI	1079	67	16.1	67t	7
18	D. Adams	LV-NYJ	1063	85	12.5	71t	8
19	Flowers	BAL	1059	74	14.3	53t	4
20	Meyers	LV	1027	87	11.8	43	4
21	Ridley	TEN	1017	64	15.9	63	4
22	Collins	HOU	1006	68	14.8	67t	7
23	Evans	TB	1004	74	13.6	57t	11
24	Ja. Williams	DET	1001	58	17.3	82t	7
25t	Metcalf	SEA	992	66	15.0	71t	5
25t	Mooney	ATL	992	64	15.5	49	5
27	Nacua	LAR	990	79	12.5	51	3
28	Jennings	SF	975	77	12.7	45	6
29	D. Moore	CHI	966	98	9.9	44	6
30	T. Hill	MIA	959	81	11.8	80t	6
31	Higgins	CIN	911	73	12.5	42t	10
32	Pickens	PIT	900	59	15.3	44	3
33	*Harrison	ARI	885	62	14.3	60t	8
34	J. Smith (TE)	MIA	884	88	10.0	57t	8
35	Addison	MIN	875	63	13.9	69	9
36	Reed	GB	857	55	15.6	70t	6
37	D. Smith	PHI	833	68	12.3	49	8
38	Pierce	IND	824	37	22.3	65t	7
39	Kelce (TE)	KC	823	97	8.5	38	3
40	Shakir	BUF	821	76	10.8	52	4
41	Pittman	IND	808	69	11.7	33	3
42	Downs	IND	803	72	11.2	69t	5
43	Bateman	BAL	756	45	16.8	59	9
44t	Allen	CHI	744	70	10.6	45t	7
44t	Waddle	MIA	744	58	12.8	63	2
46	*Oduze	CHI	734	54	13.6	47	3
47	LaPorta (TE)	DET	726	60	12.1	52t	7
48	Johnston	LAC	711	55	12.9	66t	8
49	Kupp	LAR	710	67	10.6	69t	6
50	Kraft (TE)	GB	707	50	14.1	67	7

2024 NATIONAL FOOTBALL LEAGUE

NFL THIRD-DOWN RECEIVING LEADERS

RANK	PLAYER	TEAM	REC	YDS	AVG	LONG	TD
1	Robinson	NYG	34	304	8.9	35	2
2	St. Brown	DET	31	412	13.3	66t	5
3	Sutton	DEN	30	452	15.1	33	3
4	Wilson	NYJ	26	300	11.5	26t	3
5t	*Bowers (TE)	LV	25	302	12.1	29	2
5t	Jennings	SF	25	256	10.2	31t	3
5t	Kelce (TE)	KC	25	254	10.2	38	1
8t	*Nabers	NYG	24	342	14.3	45t	4
8t	Smith-Njigba	SEA	24	285	11.9	25	1
10	Pickens	PIT	23	303	13.2	37	0
11t	Shakir	BUF	22	348	15.8	52	2
11t	Meyers	LV	22	273	12.4	43	0
11t	Kittle (TE)	SF	22	253	11.5	41	5
14t	Jefferson	MIN	21	357	17.0	52t	5
14t	McLaurin	WAS	21	353	16.8	66	5
14t	Collins	HOU	21	297	14.1	34	4
14t	Chase	CIN	21	257	12.2	63t	2
14t	D. London	ATL	21	256	12.2	21t	4
14t	Henry (TE)	NE	21	242	11.5	32	1
14t	*McConkey	LAC	21	235	11.2	19	2
14t	D. Moore	CHI	21	218	10.4	31t	2
22t	Higgins	CIN	20	312	15.6	38t	4
22t	Lamb	DAL	20	261	13.1	52	1
22t	Downs	IND	20	260	13.0	31	2
22t	McBride (TE)	ARI	20	240	12.0	29	0
22t	Moore	CLE	20	206	10.3	44	0
27t	Jeudy	CLE	19	253	13.3	35t	1
27t	J. Smith (TE)	MIA	19	185	9.7	33	2
29t	A. Brown	PHI	18	273	15.2	28	3
29t	Dell	HOU	18	216	12.0	31	0
29t	Gesicki (TE)	CIN	18	212	11.8	47t	1
29t	T. Hill	MIA	18	211	11.7	30	2
29t	Freiermuth (TE)	PIT	18	205	11.4	22	3
29t	Allen	CHI	18	183	10.2	25	1
35t	D. Adams	LV-NYJ	17	315	18.5	43	1
35t	Mooney	ATL	17	275	16.2	49	2
35t	Doubs	GB	17	252	14.8	39	3
35t	Johnston	LAC	17	242	14.2	66t	5
35t	McCloud	ATL	17	226	13.3	42	0
35t	Nacua	LAR	17	195	11.5	21	1
35t	Douglas	NE	17	175	10.3	35t	1
42t	Ridley	TEN	16	330	20.6	63	1
42t	*B. Thomas	JAX	16	285	17.8	62t	5
42t	Metcalf	SEA	16	251	15.7	31t	2
42t	Godwin	TB	16	197	12.3	24	0
42t	Otton (TE)	TB	16	164	10.3	29	2
42t	Kupp	LAR	16	140	8.8	27	1
48t	Evans	TB	15	220	14.7	35t	2
48t	Bateman	BAL	15	171	11.4	24	3
48t	Andrews (TE)	BAL	15	168	11.2	23	4
48t	Hill (RB)	BAL	15	168	11.2	24	0
48t	Addison	MIN	15	158	10.5	25	1
48t	Williams (RB)	DEN	15	122	8.1	34	0

2024 NATIONAL FOOTBALL LEAGUE

NFL LEADING SCORERS (NON-KICKING)

RANK	PLAYER	TEAM	POS	TOUCHDOWNS				X2	PTS
				TOTAL	RUSH	REC	RET		
1	Gibbs	DET	RB	20	16	4	0	0	120
2t	Cook	BUF	RB	18	16	2	0	0	108
2t	Henry	BAL	RB	18	16	2	0	0	108
4	Chase	CIN	WR	17	0	17	0	0	102
5t	Barkley	PHI	RB	15	13	2	0	3	96
5t	Jacobs	GB	RB	16	15	1	0	0	96
5t	K. Williams	LAR	RB	16	14	2	0	0	96
8	Robinson	ATL	RB	15	14	1	0	1	92
9	Hurts	PHI	QB	14	14	0	0	0	84
10t	Allen	BUF	QB	13	12	1	0	0	78
10t	McLaurin	WAS	WR	13	0	13	0	0	78
12t	Achane	MIA	RB	12	6	6	0	0	72
12t	Mixon	HOU	RB	12	11	1	0	0	72
12t	Montgomery	DET	RB	12	12	0	0	0	72
12t	St. Brown	DET	WR	12	0	12	0	0	72
12t	Taylor	IND	RB	12	11	1	0	0	72
17t	C. Brown	CIN	RB	11	7	4	0	1	68
17t	Hubbard	CAR	RB	11	10	1	0	1	68
19t	Andrews	BAL	TE	11	0	11	0	0	66
19t	Evans	TB	WR	11	0	11	0	0	66
21	*B. Thomas	JAX	WR	10	0	10	0	2	64
22t	Addison	MIN	WR	10	1	9	0	0	60
22t	Higgins	CIN	WR	10	0	10	0	0	60
22t	Jefferson	MIN	WR	10	0	10	0	0	60
25	Conner	ARI	RB	9	8	1	0	2	58
26t	Bateman	BAL	WR	9	0	9	0	0	54
26t	Charbonnet	SEA	RB	9	8	1	0	0	54
26t	Dobbins	LAC	RB	9	9	0	0	0	54
26t	D. London	ATL	WR	9	0	9	0	0	54
26t	Westbrook-Ikhine	TEN	WR	9	0	9	0	0	54
26t	White	TB	RB	9	3	6	0	0	54
26t	*Worthy	KC	WR	9	3	6	0	0	54
33t	Hall	NYJ	RB	8	5	3	0	2	52
33t	Stevenson	NE	RB	8	7	1	0	2	52
35	D. Adams	LV-NYJ	WR	8	0	8	0	1	50
36t	*Harrison	ARI	WR	8	0	8	0	0	48
36t	*Irving	TB	RB	8	8	0	0	0	48
36t	Johnston	LAC	WR	8	0	8	0	0	48
36t	Kamara	NO	RB	8	6	2	0	0	48
36t	Kittle	SF	TE	8	0	8	0	0	48
36t	*McMillan	TB	WR	8	0	8	0	0	48
36t	Robinson	WAS	RB	8	8	0	0	0	48
36t	D. Smith	PHI	WR	8	0	8	0	0	48
36t	J. Smith	MIA	TE	8	0	8	0	0	48
36t	Sutton	DEN	WR	8	0	8	0	0	48
36t	Walker	SEA	RB	8	7	1	0	0	48

2024 NATIONAL FOOTBALL LEAGUE

NFL LEADING SCORERS (NON-KICKING)

RANK	PLAYER	TEAM	POS	TOUCHDOWNS				X2	PTS
				TOTAL	RUSH	REC	RET		
36t	Ja. Williams	DET	WR	8	1	7	0	0	48
48	Ertz	WAS	TE	7	0	7	0	2	46
49t	Kraft	GB	TE	7	0	7	0	1	44
49t	*McConkey	LAC	WR	7	0	7	0	1	44
49t	*Nabers	NYG	WR	7	0	7	0	1	44
49t	Wilson	NYJ	WR	7	0	7	0	1	44

2024 NATIONAL FOOTBALL LEAGUE

NFL LEADING SCORERS (KICKING)

RANK	PLAYER	TEAM	PAT	FG	FG%	LONG	PTS
1	Boswell	PIT	35/35	41/44	93.2%	57	158
2t	Aubrey	DAL	30/30	40/47	85.1%	65	150
2t	Dicker	LAC	33/36	39/42	92.9%	59	150
4	McLaughlin	TB	54/56	30/32	93.8%	56	144
5t	Bates	DET	64/67	26/29	89.7%	58	142
5t	Fairbairn	HOU	34/36	36/42	85.7%	59	142
7	Lutz	DEN	46/46	31/34	91.2%	55	139
8	Sanders	MIA	26/28	37/41	90.2%	57	137
9t	Bass	BUF	59/64	24/29	82.8%	61	131
9t	Elliott	PHI	47/48	28/36	77.8%	50	131
11t	Gay	IND	33/33	31/37	83.8%	56	126
11t	Tucker	BAL	60/62	22/30	73.3%	56	126
13	Carlson	LV	23/25	34/40	85.0%	54	125
14	*Karty	LAR	32/36	29/34	85.3%	58	119
15	Myers	SEA	37/40	26/30	86.7%	59	115
16	Grupe	NO	31/33	27/31	87.1%	57	112
17t	*Reichard	MIN	38/38	24/30	80.0%	58	110
17t	Ryland	ARI	26/27	28/32	87.5%	58	110
19	*C. Little	JAX	27/27	27/29	93.1%	59	108
20	Moody	SF	32/33	24/34	70.6%	53	104
21t	Seibert	WAS	22/24	27/30	90.0%	55	103
21t	Slye	NE	25/26	26/33	78.8%	63	103
23	Koo	ATL	26/26	25/34	73.5%	58	101
24	Pineiro	CAR	33/35	22/26	84.6%	53	99
25	Butker	KC	29/31	21/25	84.0%	53	92
26	McManus	GB	30/30	20/21	95.2%	55	90
27t	Folk	TEN	25/25	21/22	95.5%	56	88
27t	Santos	CHI	25/26	21/25	84.0%	54	88
29	McPherson	CIN	37/38	16/22	72.7%	56	85
30	Hopkins	CLE	17/20	18/27	66.7%	56	71
31	Joseph	DET-NYG-WAS-NYJ	11/11	16/20	80.0%	52	59
32	*Narveson	GB-TEN	18/18	12/18	66.7%	47	54
33t	Carlson	SF-NYJ	12/15	13/15	86.7%	58	51
33t	Wright	SF-KC-TEN	6/6	15/16	93.8%	50	51
35	York	WAS-CIN	16/17	9/13	69.2%	59	43
36	Gano	NYG	15/15	9/11	81.8%	53	42
37t	Romo	MIN-NE	7/8	11/12	91.7%	55	40
37t	Zuerlein	NYJ	13/14	9/15	60.0%	40	40
39	Gonzalez	WAS	19/19	5/7	71.4%	48	34
40t	Patterson	NYJ-CLE-ATL	16/16	4/7	57.1%	52	28
40t	Prater	ARI	10/10	6/6	100.0%	57	28
42	*Shrader	IND-NYJ-KC	9/9	5/5	100.0%	45	24
43	*McAtamney	NYG	1/1	1/1	100.0%	31	4
44	Wishnowsky	SF	0/0	1/1	100.0%	26	3
45	Gillan	NYG	0/1	0/0	---	---	0

2024 NATIONAL FOOTBALL LEAGUE

2024 NATIONAL FOOTBALL LEAGUE

NFL TOUCHBACKS ON KICKOFFS

RANK	PLAYER	TEAM	TB
1	Bates	DET	85
2	Bass	BUF	75
3	Lutz	DEN	70
4t	Gay	IND	68
4t	Tucker	BAL	68
6t	Evans	LAR	66
6t	Sanders	MIA	66
8t	Dicker	LAC	65
8t	C. Little	JAX	65
10	Reichard	MIN	62
11t	Mann	PHI	57
11t	Pinion	ATL	57
13t	McPherson	CIN	54
13t	Ryland	ARI	54
15	Carlson	LV	51
16t	Boswell	PIT	49
16t	Butker	KC	49
16t	Moody	SF	49
19t	Myers	SEA	46
19t	Slye	NE	46
21	Aubrey	DAL	43
22	Fairbairn	HOU	42
23t	Gill	TB	38
23t	Santos	CHI	38
25	Folk	TEN	37
26	Hopkins	CLE	36
27	Pineiro	CAR	32
28	Zuerlein	NYJ	28
29	McManus	GB	27
30t	Gano	NYG	24
30t	Joseph	DET-NYG-WAS-NYJ	24
32t	Grupe	NO	21
32t	York	WAS-CIN	21
34t	Browning	TB	19
34t	Romo	MIN-NE	19
36t	Camarda	TB	18
36t	Narveson	GB-TEN	18
38t	Prater	ARI	17
38t	Shrader	IND-NYJ-KC	17
40	Seibert	WAS	14
41	Carlson	SF-NYJ	13
42	Gonzalez	WAS	10
43	Elliott	PHI	9
44	Stout	BAL	8
45t	Karty	LAR	5
45t	Koo	ATL	5
45t	McLaughlin	TB	5
48	McAtamney	NYG	4

2024 NATIONAL FOOTBALL LEAGUE

NFL TOUCHBACKS ON KICKOFFS

RANK	PLAYER	TEAM	TB
49	Wright	SF-KC-TEN	3
50t	Gillan	NYG	2
50t	Patterson	NYJ-CLE-ATL	2
52t	Morstead	NYJ	1
52t	Reid	KC	1

2024 NATIONAL FOOTBALL LEAGUE

NFL MOST YARDS FROM SCRIMMAGE

RANK	PLAYER	TEAM	POS	TOTAL			RUSHING			RECEIVING		
				YDS	PLAYS	AVG	YDS	ATT	AVG	YDS	ATT	AVG
1	Barkley	PHI	RB	2283	378	6.0	2005	345	5.8	278	33	8.4
2	Henry	BAL	RB	2114	344	6.1	1921	325	5.9	193	19	10.2
3	Gibbs	DET	RB	1929	302	6.4	1412	250	5.6	517	52	9.9
4	Robinson	ATL	RB	1887	365	5.2	1456	304	4.8	431	61	7.1
5	Chase	CIN	WR	1740	130	13.4	32	3	10.7	1708	127	13.4
6	Jacobs	GB	RB	1671	337	5.0	1329	301	4.4	342	36	9.5
7	Taylor	IND	RB	1567	321	4.9	1431	303	4.7	136	18	7.6
8	A. Jones	MIN	RB	1546	306	5.1	1138	255	4.5	408	51	8.0
9	Jefferson	MIN	WR	1536	104	14.8	3	1	3.0	1533	103	14.9
10	*Irving	TB	RB	1514	254	6.0	1122	207	5.4	392	47	8.3
11	Conner	ARI	RB	1508	283	5.3	1094	236	4.6	414	47	8.8
12	Achane	MIA	RB	1499	281	5.3	907	203	4.5	592	78	7.6
13	Kamara	NO	RB	1493	296	5.0	950	228	4.2	543	68	8.0
14	K. Williams	LAR	RB	1481	350	4.2	1299	316	4.1	182	34	5.4
15	Hubbard	CAR	RB	1366	293	4.7	1195	250	4.8	171	43	4.0
16	Hall	NYJ	RB	1359	266	5.1	876	209	4.2	483	57	8.5
17	C. Brown	CIN	RB	1350	283	4.8	990	229	4.3	360	54	6.7
18	Swift	CHI	RB	1345	295	4.6	959	253	3.8	386	42	9.2
19	*B. Thomas	JAX	WR	1330	93	14.3	48	6	8.0	1282	87	14.7
20	Dowdle	DAL	RB	1328	274	4.8	1079	235	4.6	249	39	6.4
21	Harris	PIT	RB	1326	299	4.4	1043	263	4.0	283	36	7.9
22	Mixon	HOU	RB	1325	281	4.7	1016	245	4.1	309	36	8.6
23	Pollard	TEN	RB	1317	301	4.4	1079	260	4.2	238	41	5.8
24	St. Brown	DET	WR	1269	117	10.8	6	2	3.0	1263	115	11.0
25	D. London	ATL	WR	1268	101	12.6	-3	1	-3.0	1271	100	12.7
26	Cook	BUF	RB	1267	239	5.3	1009	207	4.9	258	32	8.1
27	Lamb	DAL	WR	1264	115	11.0	70	14	5.0	1194	101	11.8
28	Jeudy	CLE	WR	1229	90	13.7	0	0	---	1229	90	13.7
29	*Bowers	LV	TE	1207	117	10.3	13	5	2.6	1194	112	10.7
30	*Nabers	NYG	WR	1206	114	10.6	2	5	0.4	1204	109	11.0
31	Smith-Njigba	SEA	WR	1156	105	11.0	26	5	5.2	1130	100	11.3
32	*McConkey	LAC	WR	1149	82	14.0	0	0	---	1149	82	14.0
33	McBride	ARI	TE	1148	112	10.3	2	1	2.0	1146	111	10.3
34	*Tracy	NYG	RB	1123	230	4.9	839	192	4.4	284	38	7.5
35	Montgomery	DET	RB	1116	221	5.0	775	185	4.2	341	36	9.5
36	Flowers	BAL	WR	1115	83	13.4	56	9	6.2	1059	74	14.3
37	Wilson	NYJ	WR	1109	103	10.8	5	2	2.5	1104	101	10.9
38	Kittle	SF	TE	1106	78	14.2	0	0	---	1106	78	14.2
39	McLaurin	WAS	WR	1098	84	13.1	2	2	1.0	1096	82	13.4
40	Sutton	DEN	WR	1081	81	13.3	0	0	---	1081	81	13.3
41	A. Brown	PHI	WR	1079	67	16.1	0	0	---	1079	67	16.1
42	Ridley	TEN	WR	1072	72	14.9	55	8	6.9	1017	64	15.9
43	D. Adams	LV-NYJ	WR	1063	85	12.5	0	0	---	1063	85	12.5
44	Ja. Williams	DET	WR	1062	69	15.4	61	11	5.5	1001	58	17.3
45	Dobbins	LAC	RB	1058	227	4.7	905	195	4.6	153	32	4.8
46	Meyers	LV	WR	1050	89	11.8	23	2	11.5	1027	87	11.8
47	D. Moore	CHI	WR	1041	112	9.3	75	14	5.4	966	98	9.9
48	Nacua	LAR	WR	1036	90	11.5	46	11	4.2	990	79	12.5
49	Reed	GB	WR	1020	75	13.6	163	20	8.2	857	55	15.6
50	T. Hill	MIA	WR	1012	89	11.4	53	8	6.6	959	81	11.8

2024 NATIONAL FOOTBALL LEAGUE

NFL LEADERS IN FIRST DOWNS

RANK	PLAYER	TEAM	POS	TOTAL	RUSH	REC
1	Henry	BAL	RB	104	93	11
2	Robinson	ATL	RB	102	82	20
3	Gibbs	DET	RB	96	70	26
4	Barkley	PHI	RB	94	82	12
5	K. Williams	LAR	RB	91	85	6
6	Jacobs	GB	RB	88	73	15
7	Conner	ARI	RB	83	66	17
8	Taylor	IND	RB	78	71	7
9	Chase	CIN	WR	77	2	75
10t	C. Brown	CIN	RB	72	49	23
10t	Hubbard	CAR	RB	72	62	10
10t	St. Brown	DET	WR	72	1	71
13	Kamara	NO	RB	70	52	18
14	A. Jones	MIN	RB	69	49	20
15	*Irving	TB	RB	68	52	16
16t	Achane	MIA	RB	67	37	30
16t	D. London	ATL	WR	67	0	67
18t	Dowdle	DAL	RB	66	53	13
18t	Montgomery	DET	RB	66	50	16
20t	McBride	ARI	TE	64	1	63
20t	Mixon	HOU	RB	64	52	12
22t	*Bowers	LV	TE	63	2	61
22t	Harris	PIT	RB	63	50	13
24t	Cook	BUF	RB	62	48	14
24t	Hurts	PHI	QB	62	62	0
24t	Jefferson	MIN	WR	62	0	62
24t	Pollard	TEN	RB	62	53	9
28	Wilson	NYJ	WR	61	1	60
29	Lamb	DAL	WR	58	4	54
30t	Jeudy	CLE	WR	57	0	57
30t	Sutton	DEN	WR	57	0	57
32t	T. Hill	MIA	WR	56	2	54
32t	McLaurin	WAS	WR	56	0	56
32t	*Nabers	NYG	WR	56	1	55
32t	Smith-Njigba	SEA	WR	56	1	55
32t	*B. Thomas	JAX	WR	56	3	53
37t	*Daniels	WAS	QB	55	55	0
37t	Hall	NYJ	RB	55	40	15
37t	J. Smith	MIA	TE	55	0	55
37t	Swift	CHI	RB	55	43	12
41t	Dobbins	LAC	RB	53	47	6
41t	Evans	TB	WR	53	0	53
41t	Meyers	LV	WR	53	1	52
41t	White	TB	RB	53	35	18
45t	Allen	BUF	QB	52	51	1
45t	Hunt	KC	RB	52	42	10
45t	*McConkey	LAC	WR	52	0	52
45t	*Tracy	NYG	RB	52	39	13
49t	A. Brown	PHI	WR	51	0	51
49t	Robinson	WAS	RB	51	47	4

2024 NATIONAL FOOTBALL LEAGUE

NFL PUNTING YARDS LEADERS

RANK	PLAYER	TEAM	POS	PUNTS	YARDS	LONG	AVG	TB	BLK	DWN	OB	RETURNS		IN20	NET AVG
												TOT	YDS		
1	Fox	DET	P	45	2295	68	51.0	4	0	5	1	21	135	22	46.2
2	Cole	LV	P	65	3304	71	50.8	8	2	7	10	26	294	27	42.5
3	Stonehouse	TEN	P	73	3691	75	50.6	7	2	7	3	47	655	22	38.6
4	Baringer	NE	P	70	3486	75	49.8	8	0	10	3	32	406	31	41.7
5	Sanchez	IND	P	68	3382	65	49.7	4	0	2	5	32	405	27	42.6
6	Dickson	SEA	P	76	3756	68	49.4	9	0	7	7	31	284	31	43.3
7	Cooke	JAX	P	68	3359	73	49.4	3	0	1	17	28	251	34	44.8
8	Bojorquez	CLE	P	89	4387	84	49.3	7	0	11	14	40	530	36	41.8
9	*Rehkov	CIN	P	53	2603	80	49.1	5	0	4	2	26	228	25	42.9
10	Araiza	KC	P	62	3027	72	48.8	9	0	7	0	25	253	25	41.8
11	Mann	PHI	P	54	2633	70	48.8	7	1	9	6	24	179	20	42.1
12	Anger	DAL	P	62	3005	62	48.5	3	0	5	1	33	341	24	42.0
13	Townsend	HOU	P	76	3649	69	48.0	7	1	14	7	25	121	39	44.0
14	*T. Taylor	CHI	P	82	3911	68	47.7	4	0	9	5	41	422	34	41.6
15	Morstead	NYJ	P	63	2972	75	47.2	7	0	6	6	29	256	19	40.9
16	Bailey	MIA	P	56	2639	64	47.1	5	1	4	14	22	230	22	40.5
17	Pinion	ATL	P	47	2209	65	47.0	4	0	4	3	22	305	14	38.8
18	Way	WAS	P	50	2343	74	46.9	2	0	7	5	24	149	22	43.1
19	Martin	BUF	P	54	2523	65	46.7	5	1	8	5	23	213	25	40.2
20	Dixon	DEN	P	77	3597	65	46.7	5	0	11	8	29	251	33	42.2
21	Scott	LAC	P	72	3362	67	46.7	4	0	7	9	28	268	28	41.9
22	R. Wright	MIN	P	56	2604	66	46.5	5	1	5	8	28	191	27	40.6
23	Waitman	PIT	P	65	3015	71	46.4	5	0	8	7	29	191	27	41.9
24	Stout	BAL	P	55	2551	70	46.4	6	0	5	7	21	163	22	41.2
25	Whelan	GB	P	56	2582	74	46.1	5	0	8	6	20	229	22	40.2
26	Evans	LAR	P	55	2530	68	46.0	2	0	10	11	22	198	30	41.7
27	Hekker	CAR	P	73	3338	65	45.7	3	1	20	4	26	178	24	41.9
28	*Hayball	NO	P	75	3303	64	44.0	3	0	9	8	28	213	41	40.4
29	Gillan	NYG	P	56	2448	67	43.7	2	0	5	7	17	135	27	40.6

2024 NATIONAL FOOTBALL LEAGUE

NFL NET PUNTING YARDS LEADERS

RANK	PLAYER	TEAM	POS	PUNTS	YARDS	LONG	AVG	TB	BLK	DWN	OB	RETURNS		IN20	NET AVG
												TOT	YDS		
1	Fox	DET	P	45	2295	68	51.0	4	0	5	1	21	135	22	46.2
2	Cooke	JAX	P	68	3359	73	49.4	3	0	1	17	28	251	34	44.8
3	Townsend	HOU	P	76	3649	69	48.0	7	1	14	7	25	121	39	44.0
4	Dickson	SEA	P	76	3756	68	49.4	9	0	7	7	31	284	31	43.3
5	Way	WAS	P	50	2343	74	46.9	2	0	7	5	24	149	22	43.1
6	*Rehkw	CIN	P	53	2603	80	49.1	5	0	4	2	26	228	25	42.9
7	Sanchez	IND	P	68	3382	65	49.7	4	0	2	5	32	405	27	42.6
8	Cole	LV	P	65	3304	71	50.8	8	2	7	10	26	294	27	42.5
9	Dixon	DEN	P	77	3597	65	46.7	5	0	11	8	29	251	33	42.2
10	Mann	PHI	P	54	2633	70	48.8	7	1	9	6	24	179	20	42.1
11	Anger	DAL	P	62	3005	62	48.5	3	0	5	1	33	341	24	42.0
12	Waitman	PIT	P	65	3015	71	46.4	5	0	8	7	29	191	27	41.9
13	Hekker	CAR	P	73	3338	65	45.7	3	1	20	4	26	178	24	41.9
14	Scott	LAC	P	72	3362	67	46.7	4	0	7	9	28	268	28	41.9
15	Araiza	KC	P	62	3027	72	48.8	9	0	7	0	25	253	25	41.8
16	Bojorquez	CLE	P	89	4387	84	49.3	7	0	11	14	40	530	36	41.8
17	Baringer	NE	P	70	3486	75	49.8	8	0	10	3	32	406	31	41.7
18	Evans	LAR	P	55	2530	68	46.0	2	0	10	11	22	198	30	41.7
19	*T. Taylor	CHI	P	82	3911	68	47.7	4	0	9	5	41	422	34	41.6
20	Stout	BAL	P	55	2551	70	46.4	6	0	5	7	21	163	22	41.2
21	Morstead	NYJ	P	63	2972	75	47.2	7	0	6	6	29	256	19	40.9
22	Gillan	NYG	P	56	2448	67	43.7	2	0	5	7	17	135	27	40.6
23	R. Wright	MIN	P	56	2604	66	46.5	5	1	5	8	28	191	27	40.6
24	Bailey	MIA	P	56	2639	64	47.1	5	1	4	14	22	230	22	40.5
25	*Hayball	NO	P	75	3303	64	44.0	3	0	9	8	28	213	41	40.4
26	Whelan	GB	P	56	2582	74	46.1	5	0	8	6	20	229	22	40.2
27	Martin	BUF	P	54	2523	65	46.7	5	1	8	5	23	213	25	40.2
28	Pinion	ATL	P	47	2209	65	47.0	4	0	4	3	22	305	14	38.8
29	Stonehouse	TEN	P	73	3691	75	50.6	7	2	7	3	47	655	22	38.6

2024 NATIONAL FOOTBALL LEAGUE

2024 NATIONAL FOOTBALL LEAGUE

NFL PUNT RETURN LEADERS

RANK	PLAYER	TEAM	POS	RET	FC	YDS	AVG	LONG	TD
1	Mims	DEN	WR	26	25	408	15.7	61	0
2	M. Jones	NE	CB	26	8	386	14.8	62	0
3	Raymond	DET	WR	30	9	413	13.8	90t	1
4	*Codrington	BUF	DB	27	8	313	11.6	29	0
5	Austin	PIT	WR	28	15	289	10.3	73t	1
6	Hardman	KC	WR	20	9	203	10.2	55	0
7	*DeJean	PHI	CB	21	21	211	10.0	31	0
8	Darden	CLE-SEA	WR	32	12	309	9.7	28	0
9	Dortch	ARI	WR	21	3	202	9.6	27	0
10	Williams	ATL	RB	20	18	185	9.3	28	0
11	*Cowing	SF	WR	28	11	245	8.8	30	0
12	Gipson	NYJ	WR	33	16	266	8.1	40	0
13	Smith-Marsette	NYG	WR	29	17	228	7.9	25	0
14	*Jackson	TEN	WR	28	7	215	7.7	20	0
15	Powell	MIN	WR	23	16	164	7.1	15	0
16	Sims	HOU-BAL	WR	21	8	122	5.8	19	0

2024 NATIONAL FOOTBALL LEAGUE

NFL KICKOFF RETURN LEADERS

RANK	PLAYER	TEAM	POS	RET	YDS	AVG	LONG	TD
1	Turpin	DAL	WR	27	904	33.5	99t	1
2	Gray	NYG	RB	21	554	26.4	37	0
3	Blackshear	CAR	RB	31	791	25.5	43	0

2024 NATIONAL FOOTBALL LEAGUE

2024 NATIONAL FOOTBALL LEAGUE

NFL INTERCEPTION LEADERS

RANK	PLAYER	TEAM	POS	INT	YARDS	AVG	LONG	TD
1	K. Joseph	DET	FS	9	99	11.0	33	1
2	McKinney	GB	FS	8	128	16.0	48	0
3t	Gardner-Johnson	PHI	SS	6	116	19.3	69t	1
3t	Humphrey	BAL	CB	6	37	6.2	37t	1
3t	B. Murphy	MIN	CB	6	2	0.3	2	0
6t	*Bullock	HOU	SAF	5	96	19.2	68	0
6t	Hooker	TEN	SAF	5	68	13.6	30	0
6t	Jackson	PIT	CB	5	88	17.6	49	0
6t	Stingley	HOU	CB	5	48	9.6	31	0
10t	Bates	ATL	SS	4	55	13.8	55t	1
10t	*Bishop	PIT	CB	4	46	11.5	41	0
10t	Blankenship	PHI	FS	4	29	7.3	28	0
10t	Branch	DET	SS	4	48	12.0	47	0
10t	*Kinchens	LAR	DB	4	123	30.8	103t	1
10t	*McCullough	LAR	DB	4	6	1.5	4t	1
10t	*Still	LAC	DB	4	85	21.3	61t	1
10t	Stone	CIN	SAF	4	88	22.0	49	1
10t	Surtain	DEN	CB	4	132	33.0	100t	1
19t	Adebo	NO	CB	3	68	22.7	47	0
19t	Blackmon	IND	SAF	3	27	9.0	17	0
19t	Bryant	SEA	CB	3	87	29.0	69t	1
19t	Bynum	MIN	SS	3	3	1.0	3	0
19t	Cross	IND	SAF	3	25	8.3	20	0
19t	Dodson	SEA-MIA	LB	3	7	2.3	7	0
19t	*Hicks	KC	SAF	3	50	16.7	47	0
19t	B. Jones	DEN	SAF	3	74	24.7	37	0
19t	Jones	LV	CB	3	53	17.7	29t	1
19t	*Lassiter	HOU	CB	3	9	3.0	9	0
19t	Love	SEA	FS	3	33	11.0	26	0
19t	Mathieu	NO	FS	3	29	9.7	23	0
19t	Molden	LAC	CB	3	28	9.3	25	0
19t	Moore	IND	CB	3	28	9.3	12	0
19t	Murphy-Bunting	ARI	CB	3	2	0.7	2	0
19t	Smith	MIN	FS	3	0	0.0	0	0
19t	Taylor-Britt	CIN	CB	3	79	26.3	51t	1
19t	Woods	CAR	FS	3	70	23.3	33	0
19t	Woolen	SEA	CB	3	11	3.7	7	0
38t	Alexander	GB	CB	2	52	26.0	35t	1
38t	Barton	DEN	LB	2	71	35.5	56	0
38t	Benford	BUF	CB	2	30	15.0	24	0
38t	Bernard	BUF	LB	2	1	0.5	1	0
38t	Conner	KC	DB	2	32	16.0	29	0
38t	Cook	KC	FS	2	0	0.0	0	0
38t	A. Davis	NYJ	SAF	2	18	9.0	18	0
38t	Davis	DET	CB	2	0	0.0	0	0
38t	Diggs	DAL	CB	2	1	0.5	1	0
38t	Echols	NYJ	CB	2	0	0.0	0	0
38t	Franklin	IND	OLB	2	4	2.0	4	0
38t	Gonzalez	NE	CB	2	2	1.0	2	0
38t	Griffin	MIN	CB	2	28	14.0	28	0
38t	Grugier-Hill	MIN	OLB	2	5	2.5	5	0
38t	Hamlin	BUF	SS	2	19	9.5	19	0
38t	Hooker	DAL	FS	2	20	10.0	21	0
38t	Howden	NO	SAF	2	-2	-1.0	3t	0
38t	Ingram	BUF	DB	2	56	28.0	31t	1

2024 NATIONAL FOOTBALL LEAGUE

NFL INTERCEPTION LEADERS

RANK	PLAYER	TEAM	POS	INT	YARDS	AVG	LONG	TD
38t	M. Jackson	CAR	CB	2	20	10.0	19	0
38t	A. Johnson	BUF	NT	2	9	4.5	5	0
38t	J. Johnson	CHI	CB	2	11	5.5	9	0
38t	Ta. Johnson	BUF	CB	2	23	11.5	23t	1
38t	Jones	IND	DB	2	5	2.5	5	0
38t	Kendricks	DAL	MLB	2	15	7.5	8	0
38t	Kohou	MIA	CB	2	2	1.0	2	0
38t	Lenoir	SF	CB	2	33	16.5	33	0
38t	McCollum	TB	CB	2	4	2.0	4	0
38t	McDuffie	KC	CB	2	0	0.0	0	0
38t	McMillian	DEN	CB	2	44	22.0	44t	1
38t	Metellus	MIN	FS	2	16	8.0	12	0
38t	Moehrig	LV	SAF	2	28	14.0	16	0
38t	Mukuamu	DAL	SAF	2	20	10.0	15	0
38t	Pratt	CIN	LB	2	26	13.0	24	0
38t	Ramsey	MIA	CB	2	7	3.5	7	0
38t	Rapp	BUF	FS	2	5	2.5	5	0
38t	Reid	KC	SS	2	8	4.0	8	0
38t	*Sainristil	WAS	CB	2	38	19.0	38	0
38t	Simmons	ATL	FS	2	0	0.0	0	0
38t	*Smith	TB	SS	2	0	0.0	0	0
38t	Spillane	LV	LB	2	0	0.0	0	0
38t	Stevenson	CHI	CB	2	43	21.5	43t	1
38t	Terrell	ATL	CB	2	1	0.5	1	0
38t	Valentine	GB	DB	2	51	25.5	31	0
38t	Van Ginkel	MIN	OLB	2	73	36.5	63t	2
38t	Ward	CLE	CB	2	0	0.0	0	0
38t	Ward	HOU	SAF	2	67	33.5	65t	1
38t	Warner	SF	MLB	2	70	35.0	45t	1
38t	A. Washington	BAL	SAF	2	33	16.5	32	0
38t	G. Williams	ARI	CB	2	0	0.0	0	0
38t	Womack	IND	CB	2	4	2.0	4	0

2024 NATIONAL FOOTBALL LEAGUE

NFL SACK LEADERS

RANK	PLAYER	TEAM	POS	SACKS
1	Hendrickson	CIN	DE	17.5
2	Garrett	CLE	DE	14.0
3	Bonitto	DEN	LB	13.5
4	Van Noy	BAL	MLB	12.5
5t	Greenard	MIN	OLB	12.0
5t	Hunter	HOU	DE	12.0
5t	Parsons	DAL	LB	12.0
8t	Van Ginkel	MIN	OLB	11.5
8t	Watt	PIT	OLB	11.5
10t	Anderson	HOU	DE	11.0
10t	L. Williams	SEA	DE	11.0
12t	Cooper	DEN	LB	10.5
12t	Fowler	WAS	OLB	10.5
12t	McDonald	NYJ	DE	10.5
12t	Walker	JAX	DE	10.5
16t	Oweh	BAL	LB	10.0
16t	Sieler	MIA	DE	10.0
18t	Bosa	SF	DE	9.0
18t	Landry	TEN	LB	9.0
18t	Lawrence	NYG	DT	9.0
18t	Z. Smith	CLE-DET	DE	9.0
22t	Allen	DEN	DE	8.5
22t	Burns	NYG	LB	8.5
22t	*Fiske	LAR	DE	8.5
22t	Floyd	SF	DE	8.5
22t	Tuipulotu	LAC	LB	8.5
27t	D. Hall	SEA	LB	8.0
27t	Ca. Heyward	PIT	DT	8.0
27t	Hines-Allen	JAX	DE	8.0
27t	Karlaftis	KC	DE	8.0
27t	Luvu	WAS	OLB	8.0
27t	Paye	IND	DE	8.0
27t	Rousseau	BUF	DE	8.0
27t	Sweat	PHI	OLB	8.0
27t	Turner	LAR	DE	8.0
36t	Bresee	NO	DT	7.5
36t	Crosby	LV	DE	7.5
36t	Gary	GB	DE	7.5
36t	Hutchinson	DET	DE	7.5
36t	Kancey	TB	DE-DT	7.5
36t	Young	LAR	OLB	7.5
42t	Franklin-Myers	DEN	DE	7.0
42t	P. Jones	MIN	LB	7.0
42t	Vea	TB	NT	7.0
45t	Buckner	IND	DT	6.5
45t	Key	TEN	LB	6.5
45t	Madubuike	BAL	DT	6.5
45t	N. Smith	PHI	OLB	6.5
45t	Wharton	KC	DT	6.5
50t	Dupree	LAC	OLB	6.0
50t	Ebiketie	ATL	LB	6.0
50t	Epenesa	BUF	DE	6.0
50t	Highsmith	PIT	LB	6.0
50t	Mack	LAC	OLB	6.0
50t	Mafe	SEA	LB	6.0

2024 NATIONAL FOOTBALL LEAGUE

NFL SACK LEADERS

RANK	PLAYER	TEAM	POS	SACKS
50t	Miller	BUF	OLB	6.0
50t	Ojulari	NYG	LB	6.0
50t	*Robinson	MIA	LB	6.0
50t	Quin. Williams	NYJ	NT	6.0

2024 NATIONAL FOOTBALL LEAGUE

NFL LEADERS IN FUMBLE RECOVERIES

RANK	PLAYER	TEAM	POS	TOTAL	OWN TEAM	OPP TEAM
1	Mayfield	TB	QB	8	8	0
2t	Richardson	IND	QB	6	6	0
2t	G. Smith	SEA	QB	6	6	0
4t	L. Jackson	BAL	QB	5	5	0
4t	Rush	DAL	QB	5	5	0
6t	*Maye	NE	QB	4	4	0
6t	Robinson	ATL	RB	4	4	0
6t	Stevenson	NE	RB	4	4	0
6t	*Ca. Williams	CHI	QB	4	4	0
10t	K. Brooks	GB	DT	3	1	2
10t	Carr	NO	QB	3	3	0
10t	Davis	LAC	WR	3	3	0
10t	*DeJean	PHI	CB	3	0	3
10t	D. Elliott	PIT	DB	3	0	3
10t	Fields	PIT	QB	3	3	0
10t	Gordon	CHI	CB	3	0	3
10t	Herbert	LAC	QB	3	3	0
10t	Herbert	CHI-CIN	RB	3	3	0
10t	Huntley	BAL-MIA	QB	3	3	0
10t	*Irving	TB	RB	3	3	0
10t	*Latham	TEN	OT	3	3	0
10t	Levis	TEN	QB	3	3	0
10t	Mason	SF	RB	3	3	0
10t	K. Murray	ARI	QB	3	3	0
10t	Rodgers	NYJ	QB	3	3	0
10t	Stafford	LAR	QB	3	3	0
10t	Walker	SEA	RB	3	3	0
10t	Warren	PIT	RB	3	3	0
10t	Williams	BUF	LB	3	0	3
10t	Quin. Williams	NYJ	OLB	3	0	3
10t	Winston	CLE	QB	3	3	0

2024 NATIONAL FOOTBALL LEAGUE

NFL LEADERS IN RECOVERIES OF FUMBLES BY OWN TEAM

RANK	PLAYER	TEAM	POS	REC	YARDS	AVG	LONG	TD
1	Mayfield	TB	QB	8	0	0.0	0t	0
2t	Richardson	IND	QB	6	0	0.0	0t	0
2t	G. Smith	SEA	QB	6	0	0.0	0t	0
4t	L. Jackson	BAL	QB	5	-7	-1.4	0t	0
4t	Rush	DAL	QB	5	0	0.0	0t	0
6t	*Maye	NE	QB	4	0	0.0	0t	0
6t	Robinson	ATL	RB	4	0	0.0	0t	0
6t	Stevenson	NE	RB	4	0	0.0	0t	0
6t	*Ca. Williams	CHI	QB	4	0	0.0	0t	0
10t	Carr	NO	QB	3	0	0.0	0t	0
10t	Davis	LAC	WR	3	0	0.0	0t	0
10t	Fields	PIT	QB	3	0	0.0	0t	0
10t	Herbert	LAC	QB	3	0	0.0	0t	0
10t	Herbert	CHI-CIN	RB	3	0	0.0	0t	0
10t	Huntley	BAL-MIA	QB	3	0	0.0	0t	0
10t	*Irving	TB	RB	3	0	0.0	0t	0
10t	*Latham	TEN	OT	3	4	1.3	4	0
10t	Levis	TEN	QB	3	0	0.0	0t	0
10t	Mason	SF	RB	3	-2	-0.7	0t	0
10t	K. Murray	ARI	QB	3	0	0.0	0t	0
10t	Rodgers	NYJ	QB	3	0	0.0	0t	0
10t	Stafford	LAR	QB	3	0	0.0	0t	0
10t	Walker	SEA	RB	3	-3	-1.0	0t	0
10t	Warren	PIT	RB	3	0	0.0	0t	0
10t	Winston	CLE	QB	3	0	0.0	0t	0

2024 NATIONAL FOOTBALL LEAGUE

NFL LEADERS IN RECOVERIES OF FUMBLES BY OPPOSING TEAM

RANK	PLAYER	TEAM	POS	REC	YARDS	AVG	LONG	TD
1t	*DeJean	PHI	CB	3	0	0.0	0t	0
1t	D. Elliott	PIT	DB	3	10	3.3	10	0
1t	Gordon	CHI	CB	3	0	0.0	0t	0
1t	Williams	BUF	LB	3	0	0.0	0t	0
1t	Quin. Williams	NYJ	OLB	3	19	6.3	15	0
6t	Barnett	HOU	DE	2	64	32.0	36t	2
6t	Bolton	KC	LB	2	0	0.0	0t	0
6t	Brooks	MIA	ILB	2	23	11.5	12	0
6t	K. Brooks	GB	DT	2	0	0.0	0t	0
6t	Byard	CHI	FS	2	0	0.0	0t	0
6t	Bynum	MIN	SS	2	0	0.0	0t	0
6t	Chinn	WAS	SS	2	0	0.0	0t	0
6t	Clark	GB	DT	2	0	0.0	0t	0
6t	Collins	SF	DT	2	0	0.0	0t	0
6t	Davidson	NYG	DT	2	0	0.0	0t	0
6t	Davis	DET	CB	2	49	24.5	49	0
6t	Dean	PHI	ILB	2	0	0.0	0t	0
6t	Dexter	CHI	DT	2	0	0.0	0t	0
6t	Edwards	HOU	DE	2	0	0.0	0t	0
6t	Edwards	CHI	LB	2	0	0.0	0t	0
6t	*Fiske	LAR	DE	2	8	4.0	8	0
6t	Gay	NO	LB	2	4	2.0	4	0
6t	Ni. Herbig	PIT	LB	2	0	0.0	0t	0
6t	Hicks	CHI	SAF	2	28	14.0	19	0
6t	Jewell	CAR	ILB	2	0	0.0	0t	0
6t	Lammons	IND	DB	2	3	1.5	3	0
6t	Luvu	WAS	OLB	2	5	2.5	5	0
6t	Milano	BUF	OLB	2	0	0.0	0t	0
6t	Moehrig	LV	SAF	2	0	0.0	0t	0
6t	Molden	LAC	CB	2	0	0.0	0t	0
6t	*Njongmeta	CIN	LB	2	0	0.0	0t	0
6t	Okereke	NYG	ILB	2	1	0.5	1	0
6t	Owens	CHI	DB	2	13	6.5	13	0
6t	Pratt	CIN	LB	2	9	4.5	9	0
6t	Simmons	TEN	DT	2	0	0.0	0t	0
6t	Skowronek	PIT	WR	2	0	0.0	0t	0
6t	N. Smith	PHI	OLB	2	0	0.0	0t	0
6t	Thompson	ARI	DB	2	0	0.0	0t	0
6t	Tranquill	KC	LB	2	3	1.5	3	0
6t	Tuttle	CAR	DT	2	0	0.0	0t	0
6t	*Verse	LAR	OLB	2	0	0.0	0t	0
6t	Wagner	WAS	MLB	2	0	0.0	0t	0
6t	Watt	PIT	OLB	2	0	0.0	0t	0
6t	L. Wilson	CIN	LB	2	10	5.0	10	0
6t	*P. Wilson	PIT	LB	2	22	11.0	21t	1
6t	Wyatt	GB	DT	2	0	0.0	0t	0

2024 NATIONAL FOOTBALL LEAGUE

NFL OFFENSIVE RANKS

BAL	BUF	CIN	CLE	DEN	HOU	IND	JAX	KC	LAC	LV	MIA	NE	NYJ	PIT	TEN		ARI	ATL	CAR	CHI	DAL	DET	GB	LAR	MIN	NO	NYG	PHI	SEA	SF	TB	WAS
1	10	9	28	19	22	13	25	16	20	27	18	31	24	23	26	TotYd/G	11	6	29	32	17	2	5	15	12	21	30	8	14	4	3	7
1	6	9	31	19	21	14	18	23	15	28	22	29	20	26	27	TotYd/P	7	8	24	32	25	3	5	16	12	17	30	11	13	2	4	10
1	9	30	29	16	15	8	26	22	17	32	21	13	31	11	19t	RusYd/G	7	10	18	25	27	6	5	24	19t	14	23	2	28	12	4	3
1	11	20	23	21	15	8	19	29	24	32	28	13	16	25	22	RusAvg	2	12	10	27	30	9	6	31	26	14	18	5	17	7	3	4
7	9	1	22	20	21	25	24	14	19	13	15	32	16	27	26	PasYd/G	18	5	30	31	11	2	12	10	6	23	28	29	8	4	3	17
1	5	9	32	17	26	16	18	21	11	27	22	29	23	19	25	PasAvg	14	7	28	31	24	2	3	10	8	20	30	12	15	4	6	13
2	3	7	30	15t	15t	31	26	12	1	23	9	14	11	4	32	%PasInt	13	29	25	5	20	17t	22	8	19	17t	21	6	24	28	27	10
4	1	19	30	2	25	11	8	16	22	20	18	29	13	28	27	Sac/PasP	5	7	12	32	9	10	3	6	23	14	21	31	24	15	17	26
3	6t	5	27	20t	25	20t	30	12	19	23	13	28t	22	18	24	1D/G	9	8	32	31	17	1	14	15	10	26	28t	6t	16	11	2	4
3	7	5	32	13	20	18	22	2	11	30	25	29	14	15t	19	3D Eff	8	17	26	31	23	4	15t	24	12	28	27	10	21	9	1	6
20	2	21t	17	5	11	12	19	3	10	15	25	14	29	31	30	4D Eff	28	6	26	13	32	7t	23t	7t	27	16	18	4	21t	23t	9	1
16	8	31	11	1	24	14	7	12	6	15	18	2	25	10	28	PR Avg	17	19	30	4	13	3	23	22	32	5	26	21	29	20	27	9
20	26	8	30	16	4	6	27	19	17	5	9	28	3	32	22	KR Avg	12	24	29	11	1	2	14	18	31	21	13	23	15	10	25	7
22	25	9	7	19	15	3	5	10	20	6	23	2	16	21	8	GPunAvg	14	17	27	13	11	1	24	29	26	31	28	12	4	30	32	18
20	28	6	17	10	3	8	2	15	14	9	24	18	21	16	30	NPunAvg	7	29	13	19	12	1	27	22	23	25	26	11	4	31	32	5
3	2	6	32	10	19	17	26	15	11	29	22	30	24t	16	27	Pts/G	12	13t	23	28	21	1	8	20	9	24t	31	7	18	13t	4	5
29	22	28	32	6	13	20	3	12	4	16	7	25	30	2	5	FG%	9	31	17	19	15	8	18	14	21	10	23	26	11	27	1	24

NFL DEFENSIVE RANKS

BAL	BUF	CIN	CLE	DEN	HOU	IND	JAX	KC	LAC	LV	MIA	NE	NYJ	PIT	TEN		ARI	ATL	CAR	CHI	DAL	DET	GB	LAR	MIN	NO	NYG	PHI	SEA	SF	TB	WAS
10	17	25	19	7	6	29	31	9	11	15	4	22	3	12	2	TotYd/G	21	23	32	27	28	20	5	26	16	30	24	1	14	8	18	13
6	21	17	24	2	4	22	31	12	13	15	9	19	3	14	8	TotYd/P	23	20	32	30	29	27	5	26	10	28	25	1	11	7	18	16
1	12	19	21	3	11	24	25	8	14	13	9	23	17	6	26	RusYd/G	20	15	32	28	29	5	7	22	2	31	27	10	16	18	4	30
1	19	16	20	2	11	8	15	7	27	13	12	14	6	5	21	RusAvg	25	18	32	29	30	22	3	26	4	31	24	9	23	17	10	28
31	24	21	12	19	6	26	32	18	7	15	9	10	4	25	2	PasYd/G	14	22	23	16	17	30	13	20	28	27	8	1	11	5	29	3
13	17	19	27	2	3	29	32	14	4	16	7	22	5	18	9	PasAvg	21	20	30	31	28	23	11	26	12	24	25	1	6	8	15	10
21	6	9	32	11	2	4	30	16t	7	22	23	28	27	5	15	%PasInt	25	20	24	18	10	8	3	12t	1	14	31	12t	16t	19	29	26
6	23	26	9	1	4	24	30	20	8	21	27	32	7	19	22	Sac/PasP	14	31	29	11	2	28	10	18	13	25	3	15	12	17	16	5
16	29	30	2	12t	4	23	31	14	3	8	5t	27	25t	9	5t	1D/G	24	25t	32	11	21t	17t	12t	21t	10	28	17t	1	15	7	20	19
18	29	23	8	11	7	30	25	26t	5	17	6	26t	16	2	22	3D Eff	28	31	32	13	9	1	12	20	4	21	19	3	10	24	14	15
3	13	19	4	14	25t	10t	17t	9	22	31t	6t	10t	30	29	31t	4D Eff	17t	15	20t	5	28	2	20t	12	1	8	16	23t	6t	25t	23t	27
9	16	11	29	10	1	26	14	18	17	24	22	27	13	6	32	PR Avg	19	31	5	20	21	3	25	12	4	8	23	7	15	30	28	2
19	28	2	18	15	9	32	14	20t	23	3	5	4	6	25	31	KR Avg	30	13	1	16	11	29	10	27	20t	7	26	22	17	24	12	8
15	22	26	20	27	29	19	23	21	31	8	24	4	9	16	17	GPunAvg	28	3	6	13	10	30	18	12	25	1	14	5	7	32	2	11
24	9	29	8	14	31	15	17	18	32	5	19	1	11	6	21	NPunAvg	27	3	13	7	12	10	26	22	28	2	20	16	25	30	4	23
9	11t	25t	27t	3	14	24	27t	4	1	25t	10	22	20	8	30	Pts/G	15	23	32	13	31	7	6	17	5	19	21	2	11t	29	16	18
22t	11t	15	1	22t	29	10	16	5	3	24t	19t	19t	27	9	14	FG%	26	32	19t	24t	30	11t	17	28	4	8	7	6	18	31	2	11t
3t	3t	12	31	7	16	21	25	11	8	27	17t	28	24	13	30	PPG Diff	14	19	32	22t	26	1	5	17t	9	22t	29	2	15	20	6	10
1	9	10	26	14	16	23	31	15	17	25	13	27	19	21	20	Yd/G Diff	11	8	32	30	24	3	6	22	12	29	28	2	18	4	5	7

***LAST WEEK'S
GAME BOOK***

2024 Wild Card Weekend

National Football League Game Summary

NFL Copyright © 2024 by The National Football League. All rights reserved. This summary and play-by-play is for the express purpose of assisting media in their coverage of the game; any other use of this material is prohibited without the written permission of the National Football League.

Date: Saturday, 1/11/2025

Los Angeles Chargers at Houston Texans

Start Time: 3:33 PM CST

at NRG Stadium, Houston, TX

Game Day Weather

Game Weather: Sunny

Temp: 53° F (11.7° C) Humidity: 40%, Wind: S 4 mph

Retractable Roof - Closed on Artificial Turf

Outdoor Weather: Sunny

Officials

Referee: Clark, Land (130)
Line Judge: Johnson, Carl (101)
Back Judge: Freeman, Brad (88)

Umpire: King, Paul (121)
Field Judge: Santi, Aaron (50)
Replay Official: Nicholson, James (0)

Down Judge: Stephan, Tom (68)
Side Judge: Pender, Dominique (114)

Lineups

Los Angeles Chargers

Offense		Defense	
WR 15	L.McConkey	OLB 52	K.Mack
TE 81	W.Dissly	DL 93	O.Ogbonnia
LT 70	R.Slater	DL 95	P.Ford
LG 77	Z.Johnson	OLB 97	J.Bosa
C 75	B.Bozeman	LB 6	D.Perryman
RG 68	J.Salyer	LB 0	D.Henley
RT 76	J.Alt	CB 7	K.Fulton
WR 1	Q.Johnston	CB 20	C.Hart
QB 10	J.Herbert	S 23	T.Jefferson
FB 44	S.Matlock	S 32	A.Gilman
RB 27	J.Dobbins	S 3	D.James

Houston Texans

Offense		Defense	
WR 8	J.Metchie	DE 55	D.Hunter
WR 12	N.Collins	DT 98	T.Settle
WR 19	X.Hutchinson	DT 91	F.Fatukasi
LT 78	L.Tunsil	DE 51	W.Anderson
LG 71	T.Howard	LB 39	H.To'oTo'o
C 54	J.Patterson	LB 0	A.Al-Shaair
RG 70	J.Scruggs	LB 48	C.Harris
RT 57	B.Fisher	CB 24	D.Stingley
TE 86	D.Schultz	CB 4	K.Lassiter
QB 7	C.Stroud	S 21	C.Bullock
RB 28	J.Mixon	S 23	E.Murray

Substitutions

RB 4 G.Edwards, WR 9 D.Chark, K 11 C.Dicker, WR 12 D.Davis, P 16 J.Scott, LB 25 J.Colson, RB 28 H.Haskins, CB 29 T.Still, LB 31 N.Niemann, DB 33 D.Leonard, CB 41 E.Apple, TE 42 T.Fisk, LB 43 T.Dye, OLB 45 T.Tuipulotu, LS 47 J.Harris, OLB 48 B.Dupree, FS 49 E.Jackson, DL 56 M.Fox, LB 58 S.Quarterman, C 62 S.Mustipher, OL 64 B.Jaimes, T 73 F.Sarell, TE 84 S.Smartt, WR 87 S.Fehoko, DT 90 T.Tart

WR 2 R.Woods, P 6 T.Townsend, CB 11 J.Okudah, LB 13 D.Phillips, K 15 K.Fairbairn, CB 17 K.Boyd, CB 27 M.Bryant, S 29 M.Stewart, RB 31 D.Pierce, RB 33 D.Ogunbowale, LB 35 J.Hansen, CB 37 D.Ross, LB 43 N.Hewitt, LS 46 J.Weeks, C/G 53 Ke.Green, DT 72 T.Togiai, T 75 A.Deculus, G 76 K.Green, WR 82 D.Johnson, TE 83 I.Smith, TE 87 C.Stover, DE 92 D.Horton, DE 95 D.Barnett, DE 96 D.Autry, DT 97 M.Edwards

Did Not Play

QB 8 T.Heinicke

QB 10 D.Mills

Not Active

3QB 2 E.Stick, WR 5 J.Palmer, RB 30 K.Vidal, RB 34 J.Patterson, T 79 T.Pipkins, TE 88 H.Hurst, DL 92 J.Eboigbe

LB 45 D.White, DE 52 J.Hughes, G 64 N.Broeker, G 69 S.Mason, DT 93 K.Hinish

Field Goals (made () & missed)

C.Dicker (35) (39)

K.Fairbairn (41) (37) (30)

		1	2	3	4	OT	Total
VISITOR:	Los Angeles Chargers	6	0	0	6	0	12
HOME:	Houston Texans	0	10	10	12	0	32

Scoring Plays

Team	Qtr	Time	Play Description (Extra Point) (Drive Info)	Visitor	Home
Chargers	1	9:37	C.Dicker 35 yd. Field Goal (10-57, 5:23)	3	0
Chargers	1	6:35	C.Dicker 39 yd. Field Goal (6-12, 2:53)	6	0
Texans	2	0:58	N.Collins 13 yd. pass from C.Stroud (K.Fairbairn kick) (13-99, 5:17)	6	7
Texans	2	0:03	K.Fairbairn 41 yd. Field Goal (5-45, 0:24)	6	10
Texans	3	4:48	K.Fairbairn 37 yd. Field Goal (10-46, 5:22)	6	13
Texans	3	0:13	E.Murray 38 yd. interception return (K.Fairbairn kick)	6	20
Texans	4	12:00	K.Fairbairn 30 yd. Field Goal (4-1, 1:44)	6	23
Chargers	4	10:38	L.McConkey 86 yd. pass from J.Herbert (3-70, 1:22)	12	23
Texans	4	10:38	D.Ross defensive two point conversion	12	25

2024 Wild Card Weekend

National Football League Game Summary

NFL Copyright © 2024 by The National Football League. All rights reserved. This summary and play-by-play is for the express purpose of assisting media in their coverage of the game; any other use of this material is prohibited without the written permission of the National Football League.

Texans 4 3:42 J.Mixon 17 yd. run (K.Fairbairn kick) (14-74, 6:56)

12 32

Paid Attendance: 71,408

Time: 3:21

Los Angeles Chargers vs Houston Texans
1/11/2025 at NRG Stadium

Final Individual Statistics

Los Angeles Chargers

Houston Texans

RUSHING						RUSHING					
	ATT	YDS	AVG	LG	TD		ATT	YDS	AVG	LG	TD
J.Dobbins	9	26	2.9	8	0	J.Mixon	25	106	4.2	17	1
G.Edwards	7	22	3.1	8	0	C.Stroud	6	42	7.0	27	0
H.Haskins	1	5	5.0	5	0	D.Pierce	2	15	7.5	13	0
D.Davis	1	-3	-3.0	-3	0	D.Ogunbowale	1	5	5.0	5	0
Total	18	50	2.8	8	0	Total	34	168	4.9	27	1

PASSING									PASSING								
	ATT	CMP	YDS	SK/YD	TD	LG	IN	RT		ATT	CMP	YDS	SK/YD	TD	LG	IN	RT
J.Herbert	32	14	242	4/31	1	86	4	40.9	C.Stroud	33	22	282	3/21	1	41	1	90.7
Total	32	14	242	4/31	1	86	4	40.9	Total	33	22	282	3/21	1	41	1	90.7

PASS RECEIVING								PASS RECEIVING							
	TAR	REC	YDS	AVG	LG	TD		TAR	REC	YDS	AVG	LG	TD		
L.McConkey	14	9	197	21.9	86	1	N.Collins	8	7	122	17.4	41	1		
W.Dissly	5	2	16	8.0	9	0	J.Metchie	8	4	28	7.0	10	0		
T.Fisk	1	1	15	15.0	15	0	C.Stover	4	4	28	7.0	11	0		
D.Chark	4	1	10	10.0	10	0	D.Schultz	4	2	23	11.5	14	0		
D.Davis	1	1	4	4.0	4	0	R.Woods	4	2	22	11.0	13	0		
Q.Johnston	5	0	0	0.0	0	0	X.Hutchinson	1	1	34	34.0	34	0		
J.Dobbins	1	0	0	0.0	0	0	J.Mixon	2	1	13	13.0	13	0		
H.Haskins	1	0	0	0.0	0	0	D.Johnson	1	1	12	12.0	12	0		
Total	32	14	242	17.3	86	1	Total	32	22	282	12.8	41	1		

INTERCEPTIONS							INTERCEPTIONS						
	NO	YDS	AVG	LG	TD		NO	YDS	AVG	LG	TD		
D.Leonard	1	0	0.0	0	0	D.Stingley	2	70	35.0	54	0		
Total	1	0	0.0	0	0	E.Murray	1	38	38.0	38	1		
						K.Lassiter	1	0	0.0	0	0		
						Total	4	108	27.0	54	1		

PUNTING								PUNTING							
	NO	YDS	AVG	NET	TB	IN20	LG		NO	YDS	AVG	NET	TB	IN20	LG
J.Scott	5	221	44.2	42.2	0	2	55	T.Townsend	4	183	45.8	40.8	1	1	67
Total	5	221	44.2	42.2	0	2	55	Total	4	183	45.8	40.8	1	1	67

PUNT RETURNS								PUNT RETURNS							
	NO	YDS	AVG	FC	LG	TD		NO	YDS	AVG	FC	LG	TD		
D.Davis	0	0	0.0	2	0	0	R.Woods	1	10	10.0	2	10	0		
[OUT OF BOUNDS]	1	0	0.0	0	0	0	[DOWNED]	2	0	0.0	0	0	0		
[TOUCHBACK]	1	0	0.0	0	0	0	Total	1	10	10.0	2	10	0		
Total	0	0	0.0	2	0	0									

KICKOFF RETURNS								KICKOFF RETURNS							
	NO	YDS	AVG	FC	LG	TD		NO	YDS	AVG	FC	LG	TD		
D.Davis	3	76	25.3	0	28	0	X.Hutchinson	1	28	28.0	0	28	0		
[TOUCHBACK]	4	0	0.0	0	0	0	[TOUCHBACK]	3	0	0.0	0	0	0		
Total	3	76	25.3	0	28	0	Total	1	28	28.0	0	28	0		

Los Angeles Chargers

FUMBLES	FUM	LOST	OWN-REC	YDS	TD	FORCED	OPP-REC	YDS	TD	OUT-BDS
D.Davis	1	0	1	0	0	0	0	0	0	0
T.Jefferson	0	0	0	0	0	1	1	0	0	0
A.Gilman	0	0	0	0	0	1	0	0	0	0
D.James	0	0	0	0	0	0	1	5	0	0
Total	1	0	1	0	0	2	2	5	0	0

Houston Texans

FUMBLES	FUM	LOST	OWN-REC	YDS	TD	FORCED	OPP-REC	YDS	TD	OUT-BDS
C.Stroud	1	0	1	0	0	0	0	0	0	0
J.Metchie	1	1	0	0	0	0	0	0	0	0
J.Mixon	1	1	0	0	0	0	0	0	0	0
D.Stingley	0	0	0	0	0	1	0	0	0	0
Total	3	2	1	0	0	1	0	0	0	0

Los Angeles Chargers vs Houston Texans
1/11/2025 at NRG Stadium

Final Team Statistics

	Visitor Chargers	Home Texans
TOTAL FIRST DOWNS	15	20
By Rushing	4	8
By Passing	9	12
By Penalty	2	0
THIRD DOWN EFFICIENCY	3-11-27.3%	5-14-35.7%
FOURTH DOWN EFFICIENCY	0-1-0.0%	2-2-100.0%
TOTAL NET YARDS	261	429
Total Offensive Plays (inc. times thrown passing)	54	70
Average gain per offensive play	4.8	6.1
NET YARDS RUSHING	50	168
Total Rushing Plays	18	34
Average gain per rushing play	2.8	4.9
Tackles for a loss-number and yards	2-5	4-9
NET YARDS PASSING	211	261
Times thrown - yards lost attempting to pass	4-31	3-21
Gross yards passing	242	282
PASS ATTEMPTS-COMPLETIONS-HAD INTERCEPTED	32-14-4	33-22-1
Avg gain per pass play (inc.# thrown passing)	5.9	7.3
KICKOFFS Number-In End Zone-Touchbacks	4-4-3	7-6-4
PUNTS Number and Average	5-44.2	4-45.8
Had Blocked	0	0
FGs - PATs Had Blocked	0-1	0-0
Net Punting Average	42.2	40.8
TOTAL RETURN YARDAGE (Not Including Kickoffs)	0	118
No. and Yards Punt Returns	0-0	1-10
No. and Yards Kickoff Returns	3-76	1-28
No. and Yards Interception Returns	1-0	4-108
PENALTIES Number and Yards	2-10	8-86
FUMBLES Number and Lost	1-0	3-2
TOUCHDOWNS	1	3
Rushing	0	1
Passing	1	1
Interceptions	0	1
EXTRA POINTS Made-Attempts	0-1	3-3
Kicking Made-Attempts	0-1	3-3
FIELD GOALS Made-Attempts	2-2	3-3
RED ZONE EFFICIENCY	0-1-0%	2-4-50%
GOAL TO GO EFFICIENCY	0-0-0%	0-0-0%
SAFETIES	0	0
FINAL SCORE	12	32
TIME OF POSSESSION	25:35	34:25

Ball Possession And Drive Chart

Los Angeles Chargers

#	Time Recd	Time Lost	Time Poss	How Ball Obtained	Drive Began	# Play	Yds Gain	Yds Pen	Net Yds	1st Down	Last Scrm	How Given Up
1	15:00	9:37	5:23	Kickoff	LAC 27	10	57	0	57	4	* HST 16	Field Goal
2	9:28	6:35	2:53	Fumble	HST 33	6	12	0	12	1	HST 21	Field Goal
3	4:58	2:35	2:23	Punt	LAC 35	4	2	0	2	1	LAC 37	Punt
4	14:54	12:38	2:16	Punt	LAC 8	5	33	0	33	2	LAC 41	Punt
5	11:39	11:31	0:08	Interception	HST 40	1	0	0	0	0	HST 40	Interception
6	9:20	6:15	3:05	Punt	LAC 25	6	19	0	19	1	LAC 44	Punt
7	0:58	0:27	0:31	Kickoff	LAC 30	3	0	0	0	0	LAC 30	Punt
8	0:03	0:00	0:03	Kickoff		0	0	0	0	0		End of Half
9	12:50	10:10	2:40	Fumble	LAC 26	5	25	15	40	2	HST 34	Downs
10	4:48	2:33	2:15	Kickoff	LAC 29	3	-2	0	-2	0	LAC 27	Punt
11	0:21	0:13	0:08	Punt	LAC 28	1	0	0	0	0	LAC 28	Interception
12	0:13	13:44	1:29	Kickoff	LAC 30	4	31	0	31	2	HST 39	Interception
13	12:00	10:38	1:22	Kickoff	LAC 30	3	70	0	70	1	LAC 14	Touchdown
14	3:42	2:43	0:59	Kickoff	LAC 30	5	14	0	14	1	LAC 44	Interception

(425) Average LAC 33

Houston Texans

#	Time Recd	Time Lost	Time Poss	How Ball Obtained	Drive Began	# Play	Yds Gain	Yds Pen	Net Yds	1st Down	Last Scrm	How Given Up
1	9:37	9:28	0:09	Kickoff	HST 30	1	7	0	7	0	HST 30	Fumble
2	6:35	4:58	1:37	Kickoff	HST 30	3	3	0	3	0	HST 33	Punt
3	2:35	14:54	2:41	Punt	HST 28	5	31	-5	26	2	LAC 46	Punt
4	12:38	11:39	0:59	Punt	HST 12	3	3	0	3	0	HST 15	Interception
5	11:31	9:20	2:11	Interception	HST 10	4	15	0	15	1	HST 25	Punt
6	6:15	0:58	5:17	Punt	HST 1	13	110	-11	99	5	* LAC 13	Touchdown
7	0:27	0:03	0:24	Punt	HST 32	5	45	0	45	2	LAC 23	Field Goal
8	15:00	12:50	2:10	Kickoff	HST 30	4	44	0	44	1	LAC 24	Fumble
9	10:10	4:48	5:22	Downs	HST 35	10	76	-30	46	3	* LAC 19	Field Goal
10	2:33	0:21	2:12	Punt	HST 37	3	7	0	7	0	HST 44	Punt
11	13:44	12:00	1:44	Interception	LAC 13	4	1	0	1	0	* LAC 12	Field Goal
12	10:38	3:42	6:56	Kickoff	HST 26	14	74	0	74	5	* LAC 17	Touchdown
13	2:43	0:00	2:43	Interception	HST 33	4	13	0	13	1	HST 47	End of Game

(391) Average HST 30

* inside opponent's 20

Time of Possession by Quarter

		1st	2nd	3rd	4th	OT	Total
Visitor	Los Angeles Chargers	10:39	6:03	5:16	3:37		25:35
Home	Houston Texans	4:21	8:57	9:44	11:23		34:25

Kickoff Drive No.-Start Average

Chargers: 6 - LAC 29

Texans: 4 - HST 29

Los Angeles Chargers vs Houston Texans
1/11/2025 at NRG Stadium

Final Defensive Statistics

Los Angeles Chargers

Regular Defensive Plays

Special Teams

Misc

	TKL	AST	COMB	SK	/ YDS	TFL	Q	IN	PD	FF	FR	TKL	AST	FF	FR	BL	TKL	AST	FF	FR	
D.Henley	6	4	10	0	0	0	1	0	0	0	0	0	0	0	0	0	0	0	0	0	0
A.Gilman	4	5	9	0	0	0	0	0	1	1	0	0	1	0	0	0	0	0	0	0	0
T.Dye	6	2	8	0	0	0	0	0	1	0	0	0	0	0	0	0	0	0	0	0	0
D.James	5	2	7	0	0	1	0	0	1	0	1	0	0	0	0	0	0	0	0	0	0
K.Mack	4	2	6	2	16	2	2	0	0	0	0	0	0	0	0	0	0	0	0	0	0
J.Colson	3	1	4	0	0	0	0	0	0	0	0	0	0	0	0	0	0	0	0	0	0
P.Ford	3	0	3	0	0	1	1	0	0	0	0	0	0	0	0	0	0	0	0	0	0
K.Fulton	3	0	3	0	0	0	0	0	0	0	0	0	0	0	0	0	0	0	0	0	0
T.Still	3	0	3	0	0	0	0	0	0	0	0	0	0	0	0	0	0	0	0	0	0
T.Jefferson	2	1	3	0	0	2	0	0	0	1	1	0	0	0	0	0	0	0	0	0	0
T.Tart	2	1	3	0	0	0	0	0	0	0	0	0	0	0	0	0	0	0	0	0	0
J.Bosa	1	1	2	1	5	1	1	0	0	0	0	0	0	0	0	0	0	0	0	0	0
M.Fox	1	1	2	0	0	0	0	0	0	0	0	0	0	0	0	0	0	0	0	0	0
D.Perryman	0	2	2	0	0	0	0	0	0	0	0	0	0	0	0	0	0	0	0	0	0
D.Leonard	1	0	1	0	0	0	0	1	1	0	0	0	0	0	0	0	0	0	0	0	0
E.Jackson	1	0	1	0	0	0	0	0	0	0	0	0	0	0	0	0	0	0	0	0	0
O.Ogbonnia	0	1	1	0	0	0	0	0	0	0	0	0	0	0	0	0	0	0	0	0	0
C.Hart	0	0	0	0	0	0	0	0	1	0	0	0	0	0	0	0	0	0	0	0	0
J.Harris	0	0	0	0	0	0	0	0	0	0	0	1	0	0	0	0	0	0	0	0	0
N.Niemann	0	0	0	0	0	0	0	0	0	0	0	0	1	0	0	0	0	0	0	0	0
Q.Johnston	0	0	0	0	0	0	0	0	0	0	0	0	0	0	0	0	1	0	0	0	0
J.Dobbins	0	0	0	0	0	0	0	0	0	0	0	0	0	0	0	0	1	0	0	0	0
H.Haskins	0	0	0	0	0	0	0	0	0	0	0	0	0	0	0	0	1	0	0	0	0
D.Davis	0	0	0	0	0	0	0	0	0	0	0	0	0	0	0	0	0	0	0	0	1
Total	45	23	68	3	21	7	5	1	5	2	2	1	2	0	0	0	3	0	0	0	1

TKL = Tackle AST = Assist COMB = Combined QH=QB Hit IN = Interception PD = Pass Defense FF = Forced Fumble FR = Fumble Recovery

Houston Texans

Regular Defensive Plays

Special Teams

Misc

	TKL	AST	COMB	SK	/ YDS	TFL	QH	IN	PD	FF	FR	TKL	AST	FF	FR	BL	TKL	AST	FF	FR	
E.Murray	4	3	7	0	0	0	0	1	1	0	0	0	0	0	0	0	0	0	0	0	0
A.Al-Shaair	3	3	6	0	0	0	2	0	0	0	0	0	0	0	0	0	0	0	0	0	0
H.To'oTo'o	3	3	6	0	0	0	0	0	0	0	0	0	0	0	0	0	0	0	0	0	0
D.Stingley	4	0	4	0	0	0	0	2	5	1	0	0	0	0	0	0	0	0	0	0	0
W.Anderson	2	1	3	1.5	11.5	1	3	0	2	0	0	0	0	0	0	0	0	0	0	0	0
D.Hunter	2	1	3	0	0	0	1	0	0	0	0	0	0	0	0	0	0	0	0	0	0
M.Bryant	1	2	3	0	0	0	0	0	1	0	0	0	0	0	0	0	0	0	0	0	0
C.Bullock	1	2	3	0	0	0	0	0	0	0	0	0	0	0	0	0	0	0	0	0	0
F.Fatukasi	2	0	2	0	0	1	0	0	0	0	0	0	0	0	0	0	0	0	0	0	0
M.Edwards	1	1	2	1.5	13.5	1	2	0	0	0	0	0	0	0	0	0	0	0	0	0	0
K.Lassiter	1	1	2	0	0	1	0	1	2	0	0	0	0	0	0	0	0	0	0	0	0
D.Autry	1	0	1	1	6	1	1	0	0	0	0	0	0	0	0	1	0	0	0	0	0
C.Harris	1	0	1	0	0	0	0	0	0	0	0	0	0	0	0	0	0	0	0	0	0
D.Barnett	1	0	1	0	0	0	0	0	0	0	0	0	0	0	0	0	0	0	0	0	0
D.Ogunbowale	0	0	0	0	0	0	0	0	0	0	0	1	0	0	0	0	0	0	0	0	0
N.Hewitt	0	0	0	0	0	0	0	0	0	0	0	1	0	0	0	0	0	0	0	0	0
D.Phillips	0	0	0	0	0	0	0	0	0	0	0	0	1	0	0	0	0	0	0	0	0
M.Stewart	0	0	0	0	0	0	0	0	0	0	0	0	1	0	0	0	0	0	0	0	0
J.Scruggs	0	0	0	0	0	0	0	0	0	0	0	0	0	0	0	0	1	0	0	0	0
X.Hutchinson	0	0	0	0	0	0	0	0	0	0	0	0	0	0	0	0	0	1	0	0	0
J.Metchie	0	0	0	0	0	0	0	0	0	0	0	0	0	0	0	0	0	1	0	0	0
C.Stroud	0	0	0	0	0	0	0	0	0	0	0	0	0	0	0	0	0	0	0	0	1
Total	27	17	44	4	31	5	9	4	11	1	0	2	2	0	0	1	1	2	0	0	1

First Quarter

1/11/2025

Play By Play

HST wins the coin toss and elects to defer. LAC elects to Receive, and HST elects to defend the north goal.

K.Fairbairn kicks 66 yards from HST 35 to LAC -1. D.Davis to LAC 27 for 28 yards (D.Phillips; M.Stewart).

Los Angeles Chargers at 15:00, (1st play from scrimmage 14:55)

- 1-10-LAC 27 (14:55) (Shotgun) J.Dobbins left tackle to LAC 29 for 2 yards (C.Harris).
- 2-8-LAC 29 (14:20) S.Mustipher reported in as eligible. J.Dobbins left tackle to LAC 37 for 8 yards (H.To'oTo'o; K.Lassiter). R1
- 1-10-LAC 37 (13:36) (Shotgun) J.Herbert pass short middle to L.McConkey to LAC 47 for 10 yards (E.Murray). P2
- 1-10-LAC 47 (12:56) (Shotgun) J.Herbert pass short left to W.Dissly to HST 46 for 7 yards (A.Al-Shaair; H.To'oTo'o).
- 2-3-HST 46 (12:19) J.Dobbins up the middle to HST 38 for 8 yards (H.To'oTo'o; M.Bryant). R3
- 1-10-HST 38 (11:42) J.Herbert pass short left to T.Fisk to HST 23 for 15 yards (A.Al-Shaair). HST-A.Al-Shaair was injured during the play. P4

Timeout at 11:22.

- 1-10-HST 23 (11:11) (Shotgun) J.Herbert pass incomplete deep left to L.McConkey.
- 2-10-HST 23 (11:06) J.Herbert pass short middle to W.Dissly to HST 14 for 9 yards (A.Al-Shaair; E.Murray). ** Injury Update: HST-A.Al-Shaair has returned to the game.
- 3-1-HST 14 (10:20) J.Dobbins right tackle to HST 16 for -2 yards (F.Fatukasi, C.Bullock).
- 4-3-HST 16 **(9:41) C.Dicker 35 yard field goal is GOOD, Center-J.Harris, Holder-J.Scott.**

Timeout at 09:37.

LAC 3 HST 0, 10 plays, 57 yards, 5:23 drive, 5:23 elapsed

C.Dicker kicks 65 yards from LAC 35 to end zone, Touchback to the HST 30.

Houston Texans at 9:37

- 1-10-HST 30 (9:37) (Shotgun) C.Stroud pass short left to J.Metchie to HST 37 for 7 yards (A.Gilman). FUMBLES (A.Gilman), RECOVERED by LAC-D.James at HST 38. D.James to HST 33 for 5 yards (X.Hutchinson; J.Metchie).

Los Angeles Chargers at 9:28

- 1-10-HST 33 (9:28) (Shotgun) G.Edwards right tackle to HST 25 for 8 yards (A.Al-Shaair).
- 2-2-HST 25 (8:49) (Shotgun) G.Edwards left guard to HST 22 for 3 yards (H.To'oTo'o). R5
- 1-10-HST 22 (8:10) S.Mustipher reported in as eligible. J.Herbert sacked at HST 31 for -9 yards (sack split by W.Anderson and M.Edwards).
- 2-19-HST 31 (7:29) (Shotgun) J.Herbert pass incomplete deep left to W.Dissly [A.Al-Shaair].
- 3-19-HST 31 (7:24) (Shotgun) J.Herbert pass short right to D.Chark to HST 21 for 10 yards (M.Bryant).
- 4-9-HST 21 **(6:39) C.Dicker 39 yard field goal is GOOD, Center-J.Harris, Holder-J.Scott.**

Timeout at 06:35.

LAC 6 HST 0, 6 plays, 12 yards, 2:53 drive, 8:25 elapsed

C.Dicker kicks 65 yards from LAC 35 to end zone, Touchback to the HST 30.

Houston Texans at 6:35

- 1-10-HST 30 (6:35) J.Mixon left tackle to HST 33 for 3 yards (D.Henley; D.Perryman).
- 2-7-HST 33 (6:01) J.Mixon left tackle to HST 33 for no gain (J.Bosa; D.Perryman).
- 3-7-HST 33 (5:18) (Shotgun) C.Stroud pass incomplete short right to J.Metchie.
- 4-7-HST 33 (5:10) T.Townsend punts 67 yards to end zone, Center-J.Weeks, Touchback.
PENALTY on HST-K.Boyd, Fair Catch Interference, 15 yards, enforced at LAC 20.

Timeout at 04:58.

Los Angeles Chargers at 4:58

- 1-10-LAC 35 (4:58) (Shotgun) J.Herbert pass short left to D.Davis pushed ob at LAC 38 for 3 yards (A.Al-Shaair; K.Lassiter).
PENALTY on LAC-J.Salyer, Ineligible Downfield Pass, 5 yards, enforced at LAC 35 - No Play.
- 1-15-LAC 30 (4:28) (Shotgun) J.Dobbins up the middle to LAC 31 for 1 yard (F.Fatukasi).
- 2-14-LAC 31 (3:49) (Shotgun) J.Herbert pass incomplete deep middle to D.Davis (T.Settle).
PENALTY on HST-D.Hunter, Defensive Holding, 5 yards, enforced at LAC 31 - No Play. X6
- 1-10-LAC 36 (3:42) (Shotgun) G.Edwards left tackle to LAC 37 for 1 yard (D.Hunter).
- 2-9-LAC 37 (2:58) (Shotgun) J.Herbert pass incomplete short left to H.Haskins.
- 3-9-LAC 37 (2:53) (Shotgun) J.Herbert pass incomplete short middle to D.Chark (W.Anderson, M.Bryant) [W.Anderson].
- 4-9-LAC 37 (2:48) J.Scott punts 35 yards to HST 28, Center-J.Harris, downed by LAC-J.Harris.

Timeout at 02:35.

Los Angeles Chargers

** Injury Update: LAC-D.Perryman return is Questionable.

Houston Texans at 2:35

Los Angeles Chargers vs Houston Texans at NRG Stadium

1-10-HST 28 (2:35) (Shotgun) C.Stroud pass short middle to D.Schultz to HST 42 for 14 yards (A.Gilman).

P1

1-10-HST 42 (2:05) C.Stroud pass short middle to R.Woods to LAC 45 for 13 yards (D.James).

P2

1-10-LAC 45 (1:29) C.Stroud pass incomplete short right to J.Metchie.

2-10-LAC 45 (1:25) (Shotgun) C.Stroud sacked at 50 for -5 yards (J.Bosa).

3-15-50 (:40) (Shotgun) C.Stroud pass short middle to D.Schultz to LAC 41 for 9 yards (D.James; D.Henley).

END OF QUARTER

	Score	Time Poss	First Downs				Efficiencies	
			R	P	X	T	3 Down	4 Down
Los Angeles Chargers	6	10:39	3	2	1	6	0/3	0/0
Houston Texans	0	4:21	0	2	0	2	0/2	0/0

Second Quarter

1/11/2025

Play By Play

Houston Texans continued.

4-6-LAC 41 (15:00) (Punt formation) *PENALTY on HST, Delay of Game, 5 yards, enforced at LAC 41 - No Play.*

4-11-LAC 46 (15:00) T.Townsend punts 38 yards to LAC 8, Center-J.Weeks, fair catch by D.Davis.

Los Angeles Chargers at 14:54

1-10-LAC 8 (14:54) J.Herbert pass short middle to L.McConkey to LAC 20 for 12 yards (D.Stingley). P7

1-10-LAC 20 (14:11) J.Herbert pass short middle to L.McConkey to LAC 35 for 15 yards (E.Murray; C.Bullock). P8

1-10-LAC 35 (13:32) (Shotgun) J.Dobbins left tackle to LAC 41 for 6 yards (H.To'oTo'o).

2-4-LAC 41 (12:54) (Shotgun) J.Herbert pass incomplete short right to L.McConkey.

3-4-LAC 41 (12:51) (Shotgun) J.Herbert pass incomplete short right to Q.Johnston (K.Lassiter).

4-4-LAC 41 (12:46) J.Scott punts 47 yards to HST 12, Center-J.Harris, fair catch by R.Woods.

Timeout at 12:38.

Houston Texans at 12:38

1-10-HST 12 (12:38) J.Mixon right guard to HST 15 for 3 yards (J.Colson; K.Mack).

2-7-HST 15 (11:53) (Shotgun) C.Stroud pass incomplete deep right to N.Collins.

3-7-HST 15 (11:46) (Shotgun) C.Stroud pass deep left intended for J.Metchie *INTERCEPTED* by D.Leonard at HST 40. D.Leonard ran ob at HST 40 for no gain.

Timeout at 11:39.

Los Angeles Chargers at 11:39

1-10-HST 40 (11:39) J.Herbert pass deep left intended for Q.Johnston *INTERCEPTED* by K.Lassiter at HST 10. K.Lassiter to HST 10 for no gain (Q.Johnston).

Houston Texans at 11:31

1-10-HST 10 (11:31) (Shotgun) C.Stroud pass short right to N.Collins to HST 23 for 13 yards (D.James; A.Gilman). P3

1-10-HST 23 (10:49) (Shotgun) C.Stroud pass incomplete short middle to J.Metchie (A.Gilman).

2-10-HST 23 (10:46) (Shotgun) C.Stroud sacked at HST 15 for -8 yards (K.Mack).

3-18-HST 15 (10:04) (Shotgun) C.Stroud pass short right to J.Metchie to HST 25 for 10 yards (D.James).

4-8-HST 25 (9:28) T.Townsend punts 50 yards to LAC 25, Center-J.Weeks, fair catch by D.Davis.

Timeout at 09:20.

Los Angeles Chargers at 9:20

1-10-LAC 25 (9:20) (Shotgun) J.Dobbins left tackle to LAC 26 for 1 yard (D.Hunter; M.Bryant).

2-9-LAC 26 (8:43) (Shotgun) D.Davis left end to LAC 23 for -3 yards (K.Lassiter).

3-12-LAC 23 (8:02) (Shotgun) J.Herbert pass short middle to L.McConkey to LAC 42 for 19 yards (E.Murray; A.Al-Shaair). P9

1-10-LAC 42 (7:19) (Shotgun) J.Dobbins left tackle to LAC 44 for 2 yards (D.Barnett).

2-8-LAC 44 (6:38) (Shotgun) J.Herbert pass incomplete deep right to L.McConkey (D.Stingley).

3-8-LAC 44 (6:32) (Shotgun) J.Herbert pass incomplete short left to J.Dobbins.

4-8-LAC 44 (6:27) J.Scott punts 55 yards to HST 1, Center-J.Harris, downed by LAC-D.Leonard.

Timeout at 06:15.

Houston Texans at 6:15

1-10-HST 1 (6:15) J.Mixon up the middle to HST 8 for 7 yards (T.Tart).

2-3-HST 8 (5:37) C.Stroud pass incomplete short left.

3-3-HST 8 (5:30) (Shotgun) C.Stroud pass short left to N.Collins to HST 13 for 5 yards (K.Fulton). P4

1-10-HST 13 (4:47) J.Mixon left tackle to HST 16 for 3 yards (K.Mack).

2-7-HST 16 (4:11) (Shotgun) C.Stroud pass short left to J.Metchie ran ob at HST 23 for 7 yards (D.Henley). P5

1-10-HST 23 (3:32) (Shotgun) C.Stroud pass incomplete short right to R.Woods [P.Ford].

2-10-HST 23 (3:26) (Shotgun) C.Stroud pass short middle to X.Hutchinson to HST 27 for 4 yards (D.Leonard) [T.Tart].

PENALTY on HST-T.Howard, Tripping, 11 yards, enforced at HST 23 - No Play.

2-21-HST 12 (3:04) C.Stroud pass short right to C.Stover to HST 17 for 5 yards (D.James).

3-16-HST 17 (2:24) (Shotgun) C.Stroud to HST 13 for -4 yards. *FUMBLES*, and recovers at HST 5. C.Stroud pass deep right to X.Hutchinson to LAC 49 for 34 yards (E.Jackson). P6

Two-Minute Warning

1-10-LAC 49 (2:00) (Shotgun) C.Stroud pass incomplete short middle to D.Schultz (T.Dye).

2-10-LAC 49 (1:57) (Shotgun) C.Stroud pass deep left to N.Collins to LAC 12 for 37 yards (A.Gilman). P7

1-10-LAC 12 (1:09) (Shotgun) J.Mixon up the middle to LAC 13 for -1 yards (P.Ford).

Timeout #1 by LAC at 01:05.

Los Angeles Chargers vs Houston Texans at NRG Stadium

2-11-LAC 13 (1:05) (Shotgun) C.Stroud pass incomplete short middle to R.Woods (C.Hart).

3-11-LAC 13 **(1:02) (Shotgun) C.Stroud pass short middle to N.Collins for 13 yards, TOUCHDOWN.**

P8

K.Fairbairn extra point is GOOD, Center-J.Weeks, Holder-T.Townsend.

LAC 6 HST 7, 13 plays, 99 yards, 5:17 drive, 14:02 elapsed

K.Fairbairn kicks 65 yards from HST 35 to end zone, Touchback to the LAC 30.

Los Angeles Chargers at 0:58

1-10-LAC 30 (:58) (Shotgun) J.Herbert pass incomplete deep middle to D.Chark (D.Stingley).

2-10-LAC 30 (:52) (Shotgun) J.Herbert pass incomplete deep middle to L.McConkey.

Timeout #2 by LAC at 00:45.

3-10-LAC 30 (:45) (Shotgun) J.Herbert pass incomplete deep right to Q.Johnston [A.Al-Shaair].

4-10-LAC 30 (:39) J.Scott punts 48 yards to HST 22, Center-J.Harris. R.Woods to HST 32 for 10 yards (J.Harris).

Houston Texans at 0:27

1-10-HST 32 (:27) (Shotgun) C.Stroud pass short left to J.Metchie pushed ob at HST 36 for 4 yards (T.Still).

2-6-HST 36 (:22) (Shotgun) C.Stroud scrambles up the middle to LAC 37 for 27 yards (D.Henley).

R9

Timeout #1 by HST at 00:13.

1-10-LAC 37 (:13) (Shotgun) D.Ogunbowale up the middle to LAC 32 for 5 yards (P.Ford).

Timeout #2 by HST at 00:09.

2-5-LAC 32 (:09) (Shotgun) C.Stroud pass short middle to R.Woods to LAC 23 for 9 yards (T.Still).

P10

Timeout #3 by HST at 00:06.

1-10-LAC 23 **(:06) K.Fairbairn 41 yard field goal is GOOD, Center-J.Weeks, Holder-T.Townsend.**

LAC 6 HST 10, 5 plays, 45 yards, 0:24 drive, 14:57 elapsed

K.Fairbairn kicks 71 yards from HST 35 to LAC -6. D.Davis to LAC 15 for 21 yards (D.Ogunbowale). LAC-D.Davis was injured during the play.

END OF QUARTER

	Score	Time Poss	First Downs				Efficiencies	
			R	P	X	T	3 Down	4 Down
Los Angeles Chargers	6	6:03	0	3	0	3	1/4	0/0
Houston Texans	10	8:57	1	7	0	8	3/5	0/0

Third Quarter

1/11/2025

Play By Play

HST elects to Receive, and LAC elects to defend the South goal.

C.Dicker kicks 65 yards from LAC 35 to end zone, Touchback to the HST 30.

Houston Texans at 15:00

- 1-10-HST 30 (15:00) (Shotgun) J.Mixon left tackle to HST 35 for 5 yards (D.Henley).
- 2-5-HST 35 (14:25) (Shotgun) J.Mixon left guard to HST 35 for no gain (P.Ford).
- 3-5-HST 35 (13:45) (Shotgun) C.Stroud pass short middle to N.Collins to LAC 24 for 41 yards (K.Mack) [D.Henley]. P11
- 1-10-LAC 24 (12:57) (Shotgun) J.Mixon right end to LAC 26 for -2 yards (T.Jefferson). FUMBLES (T.Jefferson), RECOVERED by LAC-T.Jefferson at LAC 26. T.Jefferson to LAC 26 for no gain (J.Scruggs).
Penalty on HST-B.Fisher, Offensive Holding, declined.

Los Angeles Chargers at 12:50

- 1-10-LAC 26 (12:50) J.Herbert pass short right to L.McConkey to LAC 43 for 17 yards (D.Stingley). P10
PENALTY on HST-D.Stingley, Face Mask, 15 yards, enforced at LAC 43. X11
- 1-10-HST 42 (12:15) (Shotgun) G.Edwards right tackle to HST 38 for 4 yards (E.Murray).
- 2-6-HST 38 (11:33) (Shotgun) G.Edwards right guard to HST 34 for 4 yards (W.Anderson).
- 3-2-HST 34 (10:57) (Shotgun) G.Edwards left tackle to HST 34 for no gain (A.Al-Shaair).
- 4-2-HST 34 (10:16) J.Herbert pass short right to Q.Johnston to HST 33 for 1 yard (D.Stingley).
The Replay Official reviewed the pass completion ruling, and the play was REVERSED.
J.Herbert pass incomplete short right to Q.Johnston (D.Stingley).

Timeout at 10:10.

Houston Texans at 10:10

- 1-10-HST 35 (10:10) C.Stroud scrambles left end to HST 41 for 6 yards (J.Colson).
- 2-4-HST 41 (9:29) C.Stroud pass short left to N.Collins to HST 48 for 7 yards (T.Tart). P12
- 1-10-HST 48 (8:50) (Shotgun) C.Stroud pass short middle to C.Stover to LAC 41 for 11 yards (T.Dye). P13
- 1-10-LAC 41 (8:06) (Shotgun) C.Stroud pass short left to C.Stover to LAC 34 for 7 yards (T.Dye). LAC-C.Hart was injured during the play.

Timeout at 07:48.

**** Injury Update: LAC-C.Hart return is Questionable.**

- 2-3-LAC 34 (7:41) J.Mixon left tackle pushed ob at LAC 19 for 15 yards (A.Gilman). R14
- 1-10-LAC 19 (7:19) (No Huddle) J.Mixon left tackle to LAC 7 for 12 yards (T.Dye).
PENALTY on HST-T.Howard, Offensive Holding, 10 yards, enforced at LAC 14.
- 1-15-LAC 24 (6:57) (Shotgun) C.Stroud pass deep right intended for D.Schultz INTERCEPTED by D.James at LAC -5. D.James to LAC 41 for 46 yards (C.Stover).
PENALTY on HST-J.Mixon, Unnecessary Roughness, 15 yards, enforced at LAC 41.
The Replay Official reviewed the interception ruling, and the play was REVERSED.
(Shotgun) C.Stroud pass incomplete deep right to D.Schultz (D.James).
PENALTY on HST-J.Mixon, Unnecessary Roughness, 15 yards, enforced at LAC 24.

Timeout at 06:51.

- 2-30-LAC 39 (6:51) (Shotgun) C.Stroud scrambles up the middle to LAC 33 for 6 yards (T.Dye).
PENALTY on HST-B.Fisher, Offensive Holding, 10 yards, enforced at LAC 39 - No Play.
- 2-40-LAC 49 (6:24) (Shotgun) C.Stroud pass incomplete deep left to N.Collins (K.Fulton).
PENALTY on LAC-J.Bosa, Defensive Offside, 5 yards, enforced at LAC 49 - No Play.
- 2-35-LAC 44 (6:17) C.Stroud pass short middle to J.Mixon to LAC 31 for 13 yards (T.Still).
- 3-22-LAC 31 (5:34) (Shotgun) C.Stroud pass short left to D.Johnson to LAC 19 for 12 yards (D.Leonard).
- 4-10-LAC 19 **(4:51) K.Fairbairn 37 yard field goal is GOOD, Center-J.Weeks, Holder-T.Townsend.**

Timeout at 04:48.

LAC 6 HST 13, 10 plays, 46 yards, 1 penalty, 5:22 drive, 10:12 elapsed

K.Fairbairn kicks 63 yards from HST 35 to LAC 2. D.Davis pushed ob at LAC 29 for 27 yards (N.Hewitt). **** Injury Update: LAC-D.Davis has returned to the game.**

Los Angeles Chargers at 4:48, (1st play from scrimmage 4:43)

- 1-10-LAC 29 (4:43) J.Dobbins left tackle to LAC 29 for no gain (E.Murray).
- 2-10-LAC 29 (4:04) (Shotgun) J.Herbert pass short right to D.Davis to LAC 32 for 3 yards (D.Stingley). FUMBLES (D.Stingley), and recovers at LAC 33.
- 3-6-LAC 33 (3:16) (Shotgun) J.Herbert sacked at LAC 27 for -6 yards (D.Autry).
- 4-12-LAC 27 (2:40) J.Scott punts 36 yards to HST 37, Center-J.Harris, fair catch by R.Woods.

Houston Texans at 2:33

- 1-10-HST 37 (2:33) J.Mixon left tackle to HST 42 for 5 yards (T.Dye; T.Tart).

Los Angeles Chargers vs Houston Texans at NRG Stadium

- 2-5-HST 42 (1:53) J.Mixon left end to HST 38 for -4 yards (T.Jefferson).
- 3-9-HST 38 (1:09) (Shotgun) C.Stroud pass short middle to N.Collins to HST 44 for 6 yards (D.Henley).
- 4-3-HST 44 (:28) T.Townsend punts 28 yards to LAC 28, Center-J.Weeks, out of bounds.

Los Angeles Chargers at 0:21

- 1-10-LAC 28 (:21) (Shotgun) J.Herbert pass short left intended for L.McConkey INTERCEPTED by E.Murray at LAC 38. E.Murray for 38 yards, TOUCHDOWN.

Houston Texans at 0:13

K.Fairbairn extra point is GOOD, Center-J.Weeks, Holder-T.Townsend.

LAC 6 HST 20, 0 plays, 38 yards, 0:00 drive , 14:47 elapsed
--

K.Fairbairn kicks 65 yards from HST 35 to end zone, Touchback to the LAC 30.

Los Angeles Chargers at 0:13

- 1-10-LAC 30 (:13) G.Edwards right tackle to LAC 32 for 2 yards (H.To'oTo'o).

END OF QUARTER

	Score	Time Poss	First Downs				Efficiencies	
			R	P	X	T	3 Down	4 Down
Los Angeles Chargers	6	5:16	0	1	1	2	0/2	0/1
Houston Texans	20	9:44	1	3	0	4	1/3	0/0

Fourth Quarter

1/11/2025

Play By Play

Los Angeles Chargers continued.

2-8-LAC 32	(15:00) (Shotgun) J.Herbert pass short right to L.McConkey to LAC 42 for 10 yards (E.Murray).	P12
<u>1-10-LAC 42</u>	(14:25) J.Herbert pass deep left to L.McConkey to HST 39 for 19 yards (D.Stingley).	P13
<u>1-10-HST 39</u>	(13:56) (No Huddle, Shotgun) J.Herbert pass short right intended for W.Dissly INTERCEPTED by D.Stingley at HST 33. D.Stingley to LAC 13 for 54 yards (J.Dobbins).	

Houston Texans at 13:44

1-10-LAC 13	(13:44) J.Mixon up the middle to LAC 4 for 9 yards (D.James, A.Gilman).	
2-1-LAC 4	(12:52) (Shotgun) C.Stroud sacked at LAC 12 for -8 yards (K.Mack). ** Injury Update: LAC-C.Hart has returned to the game.	
3-9-LAC 12	(12:07) (Shotgun) C.Stroud pass incomplete short left to J.Mixon.	
4-9-LAC 12	(12:03) K.Fairbairn 30 yard field goal is GOOD, Center-J.Weeks, Holder-T.Townsend.	

Timeout at 12:00.

LAC 6 HST 23, 4 plays, 1 yards, 1:44 drive, 3:00 elapsed

K.Fairbairn kicks 65 yards from HST 35 to end zone, Touchback to the LAC 30.

Los Angeles Chargers at 12:00

1-10-LAC 30	(12:00) (Shotgun) J.Herbert sacked at LAC 23 for -7 yards (W.Anderson).	
2-17-LAC 23	(11:32) (No Huddle, Shotgun) J.Herbert sacked at LAC 14 for -9 yards (M.Edwards).	
3-26-LAC 14	(10:50) (Shotgun) J.Herbert pass deep middle to L.McConkey for 86 yards, TOUCHDOWN [D.Hunter].	P14
	C.Dicker extra point is Blocked (D.Autry), Center-J.Harris, Holder-J.Scott. DEFENSIVE TWO-POINT ATTEMPT. D.Ross recovered the blocked kick. ATTEMPT SUCCEEDS.	

Timeout at 10:38.

LAC 12 HST 25, 3 plays, 70 yards, 1:22 drive, 4:22 elapsed

C.Dicker kicks 67 yards from LAC 35 to HST -2. X.Hutchinson to HST 26 for 28 yards (N.Niemann; A.Gilman).

Houston Texans at 10:38, (1st play from scrimmage 10:33)

1-10-HST 26	(10:33) C.Stroud pass short right to C.Stover to HST 31 for 5 yards (T.Dye).	
2-5-HST 31	(9:52) J.Mixon right guard to HST 38 for 7 yards (T.Dye).	R15
<u>1-10-HST 38</u>	(9:09) J.Mixon right end to HST 45 for 7 yards (K.Fulton).	
2-3-HST 45	(8:25) J.Mixon left tackle to HST 47 for 2 yards (K.Mack; A.Gilman).	
3-1-HST 47	(7:43) (Shotgun) J.Mixon up the middle to LAC 47 for 6 yards (T.Dye).	R16
	** Injury Update: LAC-D.Perryman is Out of the game.	
1-10-LAC 47	(7:01) J.Mixon left tackle to LAC 45 for 2 yards (D.Henley, O.Ogbonnia).	
2-8-LAC 45	(6:17) J.Mixon up the middle to LAC 47 for -2 yards (D.James, M.Fox).	
3-10-LAC 47	(5:36) (Shotgun) C.Stroud scrambles left tackle to LAC 38 for 9 yards (K.Fulton). Houston challenged the short of the line to gain ruling, and the play was Upheld. The ruling on the field stands. (Timeout #1.)	
4-1-LAC 38	(4:48) C.Stroud left guard to LAC 36 for 2 yards (M.Fox).	R17
<u>1-10-LAC 36</u>	(4:07) J.Mixon left end ran ob at LAC 26 for 10 yards (D.Henley).	R18
<u>1-10-LAC 26</u>	(4:01) J.Mixon right guard to LAC 26 for no gain (J.Colson). Timeout #1 by LAC at 03:58.	
2-10-LAC 26	(3:58) J.Mixon left end to LAC 25 for 1 yard (A.Gilman; D.Henley). Timeout #2 by LAC at 03:52.	
3-9-LAC 25	(3:52) (Shotgun) J.Mixon left end to LAC 17 for 8 yards (T.Dye; T.Jefferson). Timeout #3 by LAC at 03:47.	
4-1-LAC 17	(3:47) J.Mixon left tackle for 17 yards, TOUCHDOWN.	R19
	K.Fairbairn extra point is GOOD, Center-J.Weeks, Holder-T.Townsend.	

LAC 12 HST 32, 14 plays, 74 yards, 6:56 drive, 11:18 elapsed

K.Fairbairn kicks 65 yards from HST 35 to end zone, Touchback to the LAC 30.

Los Angeles Chargers at 3:42

1-10-LAC 30	(3:42) (Shotgun) J.Herbert pass short middle to L.McConkey to LAC 39 for 9 yards (C.Bullock).	
2-1-LAC 39	(3:22) (No Huddle, Shotgun) J.Herbert pass incomplete short left to Q.Johnston.	
3-1-LAC 39	(3:18) (Shotgun) H.Haskins right tackle to LAC 44 for 5 yards (D.Hunter).	R15
<u>1-10-LAC 44</u>	(2:59) (No Huddle, Shotgun) J.Herbert pass incomplete short middle to W.Dissly (W.Anderson).	
2-10-LAC 44	(2:55) (Shotgun) J.Herbert pass deep right intended for D.Chark INTERCEPTED by D.Stingley at HST 17. D.Stingley to HST 33 for 16 yards (H.Haskins).	

Houston Texans at 2:43

Los Angeles Chargers vs Houston Texans at NRG Stadium

1-10-HST 33 (2:43) A.Deculus reported in as eligible. D.Pierce up the middle to HST 35 for 2 yards (J.Colson).

Two-Minute Warning

2-8-HST 35 (2:00) A.Deculus reported in as eligible. D.Pierce left tackle to HST 48 for 13 yards (A.Gilman; D.Henley).

R20

1-10-HST 48 (1:16) A.Deculus reported in as eligible. C.Stroud kneels to HST 47 for -1 yards.

2-11-HST 47 (:36) A.Deculus reported in as eligible. C.Stroud kneels to HST 46 for -1 yards.

END OF QUARTER

		Time	First Downs				Efficiencies	
	Score	Poss	R	P	X	T	3 Down	4 Down
Los Angeles Chargers	12	3:37	1	3	0	4	2/2	0/0
Houston Texans	32	11:23	6	0	0	6	1/4	2/2

Miscellaneous Statistics Report

Los Angeles Chargers vs Houston Texans
1/11/2025 at NRG Stadium

Ten Longest Plays for Los Angeles Chargers

Yards	Qtr	Play Start	Play Description
86	4	3-26-LAC 14	(10:50) (Shotgun) J.Herbert pass deep middle to L.McConkey for 86 yards, TOUCHDOWN [D.Hunter].
32	3	1-10-LAC 26	(12:50) J.Herbert pass short right to L.McConkey to LAC 43 for 17 yards (D.Stingley). PENALTY on HST-D.Stingley, Face Mask, 15 yards, enforced at LAC 43.
19	2	3-12-LAC 23	(8:02) (Shotgun) J.Herbert pass short middle to L.McConkey to LAC 42 for 19 yards (E.Murray; A.Al-Shaair).
19	4	1-10-LAC 42	(14:25) J.Herbert pass deep left to L.McConkey to HST 39 for 19 yards (D.Stingley).
15	1	1-10-HST 38	(11:42) J.Herbert pass short left to T.Fisk to HST 23 for 15 yards (A.Al-Shaair). HST-A.Al-Shaair was injured during the play.
15	2	1-10-LAC 20	(14:11) J.Herbert pass short middle to L.McConkey to LAC 35 for 15 yards (E.Murray; C.Bullock).
12	2	1-10-LAC 8	(14:54) J.Herbert pass short middle to L.McConkey to LAC 20 for 12 yards (D.Stingley).
10	1	1-10-LAC 37	(13:36) (Shotgun) J.Herbert pass short middle to L.McConkey to LAC 47 for 10 yards (E.Murray).
10	1	3-19-HST 31	(7:24) (Shotgun) J.Herbert pass short right to D.Chark to HST 21 for 10 yards (M.Bryant).
10	4	2-8-LAC 32	(15:00) (Shotgun) J.Herbert pass short right to L.McConkey to LAC 42 for 10 yards (E.Murray).

Ten Longest Plays for Houston Texans

Yards	Qtr	Play Start	Play Description
41	3	3-5-HST 35	(13:45) (Shotgun) C.Stroud pass short middle to N.Collins to LAC 24 for 41 yards (K.Mack) [D.Henley].
37	2	2-10-LAC 49	(1:57) (Shotgun) C.Stroud pass deep left to N.Collins to LAC 12 for 37 yards (A.Gilman).
34	2	3-16-HST 17	(2:24) (Shotgun) C.Stroud to HST 13 for -4 yards. FUMBLES, and recovers at HST 5. C.Stroud pass deep right to
27	2	2-6-HST 36	(:22) (Shotgun) C.Stroud scrambles up the middle to LAC 37 for 27 yards (D.Henley).
17	4	4-1-LAC 17	(3:47) J.Mixon left tackle for 17 yards, TOUCHDOWN.
15	3	2-3-LAC 34	(7:41) J.Mixon left tackle pushed ob at LAC 19 for 15 yards (A.Gilman).
14	1	1-10-HST 28	(2:35) (Shotgun) C.Stroud pass short middle to D.Schultz to HST 42 for 14 yards (A.Gilman).
13	1	1-10-HST 42	(2:05) C.Stroud pass short middle to R.Woods to LAC 45 for 13 yards (D.James).
13	2	1-10-HST 10	(11:31) (Shotgun) C.Stroud pass short right to N.Collins to HST 23 for 13 yards (D.James; A.Gilman).
13	2	3-11-LAC 13	(1:02) (Shotgun) C.Stroud pass short middle to N.Collins for 13 yards, TOUCHDOWN.

Touchdown Scoring Information

		Offense	Defense	Special Teams
VISITOR	Los Angeles Chargers	1	0	0
HOME	Houston Texans	2	1	0

Player Scoring Information

Club	Player	TD	Rush TD	Rec TD	KO TD	Punt TD	Int TD	Fum TD	Misc TD	FG	XP	2Pt Rush	2Pt Rec	Sfty	Points
LAC	L.McConkey	0	0	1	0	0	0	0	0	0	0	0	0	0	6
LAC	C.Dicker	0	0	0	0	0	0	0	0	2	0	0	0	0	6
HST	K.Fairbairn	0	0	0	0	0	0	0	0	3	3	0	0	0	12
HST	J.Mixon	0	1	0	0	0	0	0	0	0	0	0	0	0	6
HST	N.Collins	0	0	1	0	0	0	0	0	0	0	0	0	0	6
HST	E.Murray	0	0	0	0	0	1	0	0	0	0	0	0	0	6

Possession Detail

	First Half		Second Half		Game	
	Visitor	Home	Visitor	Home	Visitor	Home
Largest Lead	6	4	0	20	6	20
Drives Leading	5	1	0	6	5	7
Time of Possession Leading	10:45	0:24	0:00	21:07	10:45	21:31
Largest Deficit	-4	-6	-20	0	-20	-6
Drives Trailing	2	6	6	0	8	6
Time of Possession Trailing	0:34	12:54	8:53	0:00	9:27	12:54
Times Score Tied Up		0		0		0
Lead Changes		2		0		2

Playtime Percentage

Percent of playtime per player on offense, defense and special teams (Unofficial)

Los Angeles Chargers

Houston Texans

		Offense	Defense	Special Teams				Offense	Defense	Special Teams				
J.Alt	T	56	100%		3	10%	B.Fisher	T	73	100%	6	21%		
J.Salyer	G	56	100%		3	10%	J.Scruggs	C	73	100%	6	21%		
R.Slater	T	56	100%		3	10%	L.Tunsil	T	73	100%	6	21%		
Z.Johnson	G	56	100%		3	10%	T.Howard	T	73	100%	6	21%		
J.Herbert	QB	56	100%				J.Patterson	C	73	100%	1	3%		
B.Bozeman	C	56	100%				C.Stroud	QB	73	100%				
L.McConkey	WR	50	89%				N.Collins	WR	64	88%				
Q.Johnston	WR	47	84%				D.Schultz	TE	53	73%				
W.Dissly	TE	39	70%				J.Mixon	RB	52	71%				
J.Dobbins	RB	34	61%				R.Woods	WR	37	51%	5	17%		
D.Chark	WR	27	48%				J.Metchie	WR	37	51%				
S.Matlock	FB	18	32%	4	5%	16	55%	C.Stover	TE	36	49%	18	62%	
H.Haskins	RB	14	25%			19	66%	X.Hutchinson	WR	28	38%	11	38%	
S.Smartt	TE	12	21%			15	52%	I.Smith	TE	17	23%	4	14%	
D.Davis	WR	12	21%			11	38%	D.Johnson	WR	16	22%			
T.Fisk	TE	12	21%			4	14%	D.Ogunbowale	RB	15	21%	16	55%	
G.Edwards	RB	8	14%					D.Pierce	RB	6	8%	4	14%	
S.Fehoko	WR	5	9%			17	59%	A.Deculus	T	4	5%	9	31%	
S.Mustipher	C	2	4%			3	10%	H.To'oTo'o	LB		56	100%	4	14%
D.Henley	LB			73	100%	7	24%	C.Bullock	SS		56	100%		
A.Gilman	SS			73	100%	5	17%	D.Stingley	CB		56	100%		
D.James	SS			73	100%	1	3%	K.Lassiter	CB		56	100%		
K.Fulton	CB			67	92%	2	7%	A.Al-Shaair	LB		55	98%		
K.Mack	DE			51	70%			E.Murray	FS		53	95%		
P.Ford	DE			48	66%	6	21%	D.Hunter	DE		47	84%		
J.Bosa	DE			46	63%			M.Bryant	CB		43	77%	7	24%
M.Fox	DT			42	58%	7	24%	W.Anderson	DE		42	75%	3	10%
C.Hart	CB			42	58%	5	17%	T.Settle	DT		32	57%		
T.Still	CB			41	56%	10	34%	M.Edwards	DT		29	52%	3	10%
T.Tuipulotu	DE			40	55%	26	90%	F.Fatukasi	DT		26	46%		
T.Dye	LB			37	51%	25	86%	D.Autry	DE		21	38%	3	10%
T.Jefferson	SS			37	51%	10	34%	T.Togiai	DT		15	27%		
O.Ogbonnia	DT			32	44%	1	3%	D.Barnett	DE		14	25%	3	10%
T.Tart	DT			29	40%	6	21%	C.Harris	LB		7	12%	4	14%
B.Dupree	LB			23	32%	1	3%	D.Horton	DE		4	7%	12	41%
D.Leonard	CB			17	23%	22	76%	M.Stewart	SS		3	5%	23	79%
J.Colson	LB			16	22%	11	38%	N.Hewitt	LB		1	2%	23	79%
E.Jackson	FS			9	12%	2	7%	K.Boyd	CB			23	79%	
D.Perryman	LB			3	4%			D.Phillips	LB			23	79%	
N.Niemann	LB					26	90%	J.Hansen	LB			20	69%	
S.Quarterman	LB					19	66%	D.Ross	CB			19	66%	
J.Scott	P					8	28%	K.Fairbairn	K			13	45%	
J.Harris	LS					8	28%	J.Okudah	CB			12	41%	
C.Dicker	K					7	24%	J.Weeks	LS			10	34%	
B.Jaimes	G					3	10%							

F.Sarell	T	3	10%	T.Townsend	P	10	34%
E.Apple	CB	1	3%	Ke.Green	C	6	21%
				K.Green	G	6	21%