



DENVER BRONCOS WEEKLY RELEASE

3 World Championships • 8 Super Bowls • 10 AFC Title Games
15 AFC West Titles • 22 Playoff Berths • 29 Winning Seasons

Denver Broncos Football Media Relations Staff:

Patrick Smyth, Chief Communications Officer
Erich Schubert, Senior Director of Communications & Content
Megan Boyle, Communications Strategist
Jordan Beasley, Public Relations Assistant



REGULAR SEASON
WEEK
#17



Denver Broncos (7-8)

at

Los Angeles Chargers (8-7)

Sunday, Jan. 2, 2021 • 1:05 p.m. PST

SoFi Stadium • Inglewood, Calif.

DENVER BRONCOS SEEK SEASON-SERIES SWEEP & FOURTH VICTORY IN FIVE GAME VERSUS CHARGERS



The Denver Broncos (7-8) wrap the 2021 road schedule in Week 17 and travel west to play the Los Angeles Chargers (8-7) on Sunday at 1:05 p.m. PST at SoFi Stadium. The Broncos are 4-1 in their previous five games against the Chargers, and are seeking their second season-series sweep of LAC in the past three seasons.

2021 DENVER BRONCOS SCHEDULE

PRESEASON (3-0)

| Wk. Day | Date | Opponent | Site | Result | Rec. |
|---------|---------|--------------|----------------------------|----------|------|
| 1 Sat. | Aug. 14 | at Minnesota | U.S. Bank Stadium | W, 33-6 | 1-0 |
| 2 Sat. | Aug. 21 | at Seattle | Lumen Field | W, 30-3 | 2-0 |
| 3 Sat. | Aug. 28 | L.A. RAMS | Empower Field at Mile High | W, 17-12 | 3-0 |

REGULAR SEASON (7-8)

| Wk. Day | Date | Opponent | Site | Time/Result | TV/Rec. |
|---------|----------|------------------|---------------------------------|---------------|---------|
| 1 Sun. | Sept. 12 | at N.Y. Giants | MetLife Stadium | W, 27-13 | 1-0 |
| 2 Sun. | Sept. 19 | at Jacksonville | TIAA Bank Field | W, 23-13 | 2-0 |
| 3 Sun. | Sept. 26 | N.Y. JETS | Empower Field at Mile High | W, 26-0 | 3-0 |
| 4 Sun. | Oct. 3 | BALTIMORE | Empower Field at Mile High | L, 23-7 | 3-1 |
| 5 Sun. | Oct. 10 | at Pittsburgh | Heinz Field | L, 27-19 | 3-2 |
| 6 Sun. | Oct. 17 | LAS VEGAS | Empower Field at Mile High | L, 34-24 | 3-3 |
| 7 Thu. | Oct. 21 | at Cleveland | FirstEnergy Stadium | L, 17-14 | 3-4 |
| 8 Sun. | Oct. 31 | WASHINGTON | Empower Field at Mile High | W, 17-10 | 4-4 |
| 9 Sun. | Nov. 7 | at Dallas | AT&T Stadium | W, 30-16 | 5-4 |
| 10 Sun. | Nov. 14 | PHILADELPHIA | Empower Field at Mile High | L, 30-13 | 5-5 |
| 11 Sun. | Nov. 21 | BYE | | | |
| 12 Sun. | Nov. 28 | L.A. CHARGERS | Empower Field at Mile High | W, 28-13 | 6-5 |
| 13 Sun. | Dec. 5 | at Kansas City | GEHA Field at Arrowhead Stadium | L, 22-9 | 6-6 |
| 14 Sun. | Dec. 12 | DETROIT | Empower Field at Mile High | W, 38-10 | 7-6 |
| 15 Sun. | Dec. 19 | CINCINNATI | Empower Field at Mile High | L, 15-10 | 7-7 |
| 16 Sun. | Dec. 26 | at Las Vegas | Allegiant Stadium | L, 17-13 | 7-8 |
| 17 Sun. | Jan. 2 | at L.A. Chargers | SoFi Stadium | 1:05 p.m. PST | CBS |
| 18 Sun. | Jan. 9 | KANSAS CITY | Empower Field at Mile High | 2:25 p.m. MST | CBS* |

* - All NFL games scheduled Sundays from Weeks 5-18 are eligible to be moved due to the

league's flexible scheduling format.

ON THE AIRWAVES:

TELEVISION (CBS)

Play-by-Play: **Ian Eagle** Analyst: **Charles Davis** Sideline: **Evan Washburn**

LOCAL RADIO (KOA - 850 AM/94.1 FM & The Fox - 103.5 FM)

Play-by-Play: **Dave Logan** Analyst: **Rick Lewis**

QUICK HITS

The Broncos own a 69-53-1 (.560) all-time record against the Chargers, including a 26-35-0 (.426) mark on the road. **See Page 4**

Late Owner **Pat Bowlen**, who passed away at the age of 75 on June 13, 2019, was enshrined into the Pro Football Hall of Fame on Aug. 3, 2019. Bowlen was one of the most accomplished NFL owners in league history and made significant contributions to the growth of the game. **See Pages 5-8**

General Manager **George Paton**, who was hired on Jan. 13, 2021 after 14 seasons with the Minnesota Vikings, brings a wealth of player personnel experience to Denver. **See Page 8**

The weekend of Aug. 7-8, 2021 saw safety **Steve Atwater** (Class of 2020), safety **John Lynch** (Class of 2021) and quarterback **Peyton Manning** (Class of 2021) enshrined into the Pro Football Hall of Fame. **See Page 9**

Quarterback **Teddy Bridgewater** threw for 98 yards against Cincinnati, becoming the 11th different Broncos quarterback to pass for 3,000 or more yards in a single season. **See Page 14**

Running backs **Melvin Gordon III** and **Javonte Williams** have each rushed for over 700 yards this season, becoming the fourth running back duo in team history to each run for 700 or more yards in a single season. **See Page 14**

Running back **Javonte Williams**, who ranks second in the NFL among rookies with 827 rushing yards this season, totaled 178 scrimmage yards in his first career start in Week 13 at Kansas City, which is the most by a rookie running back this season. **See Page 16**

Wide receiver **Courtland Sutton** surpassed 2,500 receiving yards in his 44th career games, becoming the third-fastest Bronco to eclipse the 2,500-yard career receiving mark. **See Page 16**

The Broncos are the first team since red zone statistics began being tracked in 1995 to lead the league in red zone defense in consecutive seasons (2019-20). Under Head Coach **Vic Fangio** the last three years, Denver has allowed a touchdown on only 64-of-141 (45.1%) opponent red zone trips. **See Page 17**

Outside linebacker **Malik Reed**, who has five sacks this season, ranks third among all undrafted players with 13.0 sacks since the start of the 2020 season. **See Page 17**

Safety **Justin Simmons** topped 400 career tackles in Week 6 against Las Vegas, making him one of two active players with at least 400 total tackles and 20 interceptions since entering the league in 2016. **See Page 18**

Kicker **Brandon McManus** owns the second-highest field goal percentage in team history and ranks second in total points and field goals made. **See Pages 21-22**



BRONCOS/CHARGERS TEAM COMPARISON (2021)



NFL Top 10
NFL Bottom 10



7-8

8-7

GENERAL

| | | |
|------------|------------------------------|--------------|
| 3 (T-9th) | TURNOVER MARGIN (RK) | 0 (T-15th) |
| 31:08(6th) | TIME OF POSSESSION AVG. (RK) | 29:18 (11th) |

OFFENSE

| | | |
|--------------|-------------------------|--------------|
| 329.0 (19th) | NET YARDS PER GAME (RK) | 390.2 (4th) |
| 5.3 (19th) | YARDS PER PLAY (RK) | 6.0 (3rd) |
| 19.9 (23rd) | POINTS PER GAME (RK) | 27.2 (8th) |
| 116.7 (19th) | NET RUSHING YPG (RK) | 109.7 (18th) |
| 212.3 (19th) | NET PASSING YPG (RK) | 280.5 (4th) |
| 9 (T-5th) | HAD INTERCEPTED (RK) | 14 (T-20th) |
| 7 (T-13th) | FUMBLES LOST (RK) | 6 (T-6th) |
| 16 (6th) | GIVEAWAYS (RK) | 20 (T-15th) |
| 38 (23rd) | SACKS ALLOWED (RK) | 28 (9th) |
| 37.9% (23rd) | THIRD DOWN PCT. (RK) | 46.3% (3rd) |
| 57.5% (19th) | RED ZONE PCT. (RK) | 62.7% (6th) |

DEFENSE

| | | |
|---------------|-------------------------|--------------|
| 320.9 (6th) | NET YARDS PER GAME (RK) | 363.8 (22nd) |
| 5.35 (13th) | YARDS PER PLAY (RK) | 5.6 (22nd) |
| 17.3 (T-1st) | POINTS PER GAME (RK) | 27.4 (31st) |
| 110.2 (13th) | NET RUSHING YPG (RK) | 140.3 (29th) |
| 210.7 (T-5th) | NET PASSING YPG (RK) | 223.5 (12th) |
| 13 (T-13th) | INTERCEPTIONS (RK) | 11 (T-19th) |
| 6 (T-23rd) | FUMBLE RECOVERIES (RK) | 9 (8th) |
| 19 (T-17th) | TAKEAWAYS (RK) | 20 (T-13th) |
| 35 (16th) | SACKS (RK) | 31 (T-21st) |
| 42.9% (26th) | THIRD DOWN PCT. (RK) | 51.1% (32nd) |
| 50.0% (T-4th) | RED ZONE PCT. (RK) | 66.1% (26th) |

SPECIAL TEAMS

| | | |
|--------------|----------------------------------|-------------|
| 45.9 (15th) | GROSS PUNTING AVG. (RK) | 44.0 (25th) |
| 42.6 (4th) | NET PUNTING AVG. (RK) | 35.2 (32nd) |
| 8.7 (16th) | PUNT RETURN AVG. (RK) | 7.0 (28th) |
| 6.9 (6th) | PUNT RETURN AVG. AGAINST (RK) | 11.7 (29th) |
| 17.1 (32nd) | KICKOFF RETURN AVG. (RK) | 22.3 (17th) |
| 33.6 (32nd) | KICKOFF RETURN AVG. AGAINST (RK) | 20.8 (12th) |
| 82.1% (19th) | FIELD GOAL PCT. (RK) | 91.3% (7th) |

PENALTIES

| | | |
|-------------|------------------------------|-------------|
| 74 (5th) | PENALTIES COMMITTED | 103 (27th) |
| 95 (T-11th) | OPPONENT PENALTIES COMMITTED | 92 (T-14th) |

BRONCOS/CHARGERS INDIVIDUAL COMPARISON (2021)

BRONCOS

CHARGERS

PASSING YARDS

| | | | |
|------------------|-------|--------------|-------|
| Bridgewater..... | 3,052 | Herbert..... | 4,394 |
| Lock..... | 380 | | |

RUSHING YARDS

| | | | |
|------------------|-----|--------------|-----|
| Williams..... | 827 | Ekeler*..... | 789 |
| Gordon III..... | 765 | Jackson..... | 303 |
| Bridgewater..... | 106 | Herbert..... | 299 |

RECEIVING YARDS

| | | | |
|--------------|-----|----------------|-------|
| Sutton..... | 703 | Allen..... | 1,042 |
| Patrick..... | 639 | Williams*..... | 964 |
| Fant..... | 562 | Ekeler*..... | 558 |

POINTS SCORED

| | | | |
|-----------------|----|----------------|-----|
| McManus..... | 98 | Ekeler*..... | 104 |
| Gordon III..... | 54 | Hopkins..... | 68 |
| Williams..... | 42 | Williams*..... | 44 |

INTERCEPTIONS

| | | | |
|-----------------|---|--------------------|---|
| Simmons..... | 5 | Three Players..... | 2 |
| Surtain II..... | 4 | Five Players..... | 1 |
| Sterns..... | 2 | | |

SACKS

| | | | |
|------------------|-----|--------------|-----|
| Jones..... | 5.5 | Bosa*..... | 9.5 |
| Harris/Reed..... | 5 | Nwosu..... | 4 |
| Miller*..... | 4.5 | Tillery..... | 3.5 |

DEFENSIVE TACKLES (PRESS BOX TOTALS)

| | | | |
|-----------------|----|----------------|-----|
| Jackson..... | 80 | White..... | 115 |
| Simmons..... | 73 | James..... | 103 |
| Darby..... | 53 | Adderley..... | 76 |
| Surtain II..... | 52 | Tranquill..... | 61 |

KICKOFF RETURNS (AVG.)

| | | | |
|--------------|-----------|---------------|-----------|
| Spencer..... | 17 (17.1) | Roberts*..... | 15 (28.6) |
| | | Rountree..... | 7 (16.7) |

PUNT RETURNS (AVG.)

| | | | |
|--------------|----------|---------------|---------|
| Spencer..... | 24 (8.4) | Roberts*..... | 8 (7.1) |
| Hinton..... | 2 (12.0) | Hill*..... | 6 (6.8) |

FIELD GOALS

| | | | |
|--------------|--------------|----------------|--------------|
| McManus..... | 23/28 (.821) | Hopkins..... | 15/16 (.937) |
| | | Vizcaino*..... | 6/7 (.857) |

PUNTS (GROSS/NET AVG.)

| | | | |
|-------------|----------------|----------------|----------------|
| Martin..... | 61 (45.9/42.6) | Long..... | 40 (45.4/36.3) |
| | | Vizcaino*..... | 1 (32.0/26.0) |

* - Player not currently on active roster



BRONCOS/CHARGERS REGULAR-SEASON SERIES BREAKDOWN

Series Meetings: 123
Broncos Record: 69-53-1 (Home: 43-18-1 / Away: 26-35-0)
First Game: L.A. 23, at Den. 19 (10/16/60)
Last Game: at Den. 28, L.A. 13 (11/28/21)
Current Streak: Won 1
Longest Den. Win Streak: 7 (11/16/75 - 9/17/78)
Longest LAC Win Streak: 6 (12/22/63 - 10/30/66)
Last Den. Home Win: at Den. 28, LAC 13 (11/28/21)
Last Den. Home Loss: L.A. 23, at Den. 9 (12/30/18)
Last Den. Road Win: Den. 20, at L.A. 13 (10/6/19)
Last Den. Road Loss: at LAC 19, Den. 16 (12/27/20)
Den. Shutouts: 6x, last (10/2/88): Den. 12, at S.D. 0
LAC Shutouts: 4x, last (10/22/17): at L.A. 21, Den. 0
Most Den. Points: 50, (10/6/63): at Den. 50, S.D. 34
Most LAC Points: 58, (12/22/63): at S.D. 58, Den. 20
Total Den. Points: 2,621
Total LAC Points: 2,635
Average Den. Points: 21.3
Average LAC Points: 21.4
Largest Den. Win: 35, (12/21/97): at Den. 38, S.D. 3
Largest LAC Win: 38, 2x, last (10/7/07): S.D. 41, at Den. 3
Most Pts., Both Teams: 84, (10/6/63): at Den. 50, S.D. 34
Fewest Pts., Both Teams: 7, (10/7/79): at Den. 7, S.D. 0

BRONCOS/CHARGERS ALL-TIME RESULTS

| Season (Date) | W/L | Result | Site |
|---------------------|----------|---------------------------------|--------------------------|
| 1960 (10/16) | L | Los Angeles 23, @Denver 19 | Bears Stadium |
| 1960 (12/10) | L | @Los Angeles 41, Denver 33 | Los Angeles Coliseum |
| 1961 (10/29) | L | @San Diego 37, Denver 0 | Balboa Stadium |
| 1961 (11/12) | L | San Diego 19, @Denver 16 | Bears Stadium |
| 1962 (9/7) | W | @Denver 30, San Diego 21 | Bears Stadium |
| 1962 (11/4) | W | Denver 23, @San Diego 20 | Balboa Stadium |
| 1963 (10/6) | W | @Denver 50, San Diego 34 | Bears Stadium |
| 1963 (12/22) | L | @San Diego 58, Denver 20 | Balboa Stadium |
| 1964 (10/18) | L | @San Diego 42, Denver 14 | Balboa Stadium |
| 1964 (11/8) | L | San Diego 31, @Denver 20 | Bears Stadium |
| 1965 (9/11) | L | @San Diego 34, Denver 31 | Balboa Stadium |
| 1965 (11/7) | L | San Diego 35, @Denver 21 | Bears Stadium |
| 1966 (10/30) | L | @San Diego 24, Denver 17 | Balboa Stadium |
| 1966 (11/27) | W | @Denver 20, San Diego 17 | Bears Stadium |
| 1967 (10/22) | L | San Diego 38, @Denver 21 | Bears Stadium |
| 1967 (11/23) | L | @San Diego 24, Denver 20 | Balboa Stadium |
| 1968 (10/20) | L | @San Diego 55, Denver 24 | San Diego Stadium |
| 1968 (12/1) | L | San Diego 47, @Denver 23 | Bears Stadium |
| 1969 (11/2) | W | @Denver 13, San Diego 0 | Bears Stadium |
| 1969 (11/23) | L | @San Diego 45, Denver 24 | San Diego Stadium |
| 1970 (11/8) | L | @San Diego 24, Denver 21 | San Diego Stadium |
| 1970 (12/13) | T | @Denver 17, San Diego 17 | Mile High Stadium |
| 1971 (10/17) | W | @Denver 20, San Diego 16 | Mile High Stadium |
| 1971 (12/12) | L | @San Diego 45, Denver 17 | San Diego Stadium |
| 1972 (9/24) | L | @San Diego 37, Denver 14 | San Diego Stadium |
| 1972 (12/10) | W | @Denver 38, San Diego 13 | Mile High Stadium |
| 1973 (11/11) | W | @Denver 30, San Diego 19 | Mile High Stadium |
| 1973 (12/9) | W | Denver 42, @San Diego 28 | San Diego Stadium |
| 1974 (10/20) | W | @Denver 27, San Diego 7 | Mile High Stadium |
| 1974 (12/15) | L | @San Diego 17, Denver 0 | San Diego Stadium |

| | | | |
|---------------------|----------|--------------------------------------|-----------------------------------|
| 1975 (11/16) | W | Denver 27, @San Diego 17 | San Diego Stadium |
| 1975 (11/30) | W | @Denver 13, San Diego 10 (OT) | Mile High Stadium |
| 1976 (10/3) | W | @Denver 26, San Diego 0 | Mile High Stadium |
| 1976 (11/14) | W | Denver 17, @San Diego 0 | San Diego Stadium |
| 1977 (11/13) | W | Denver 17, @San Diego 14 | San Diego Stadium |
| 1977 (12/11) | W | @Denver 17, San Diego 9 | Mile High Stadium |
| 1978 (9/17) | W | @Denver 27, San Diego 14 | Mile High Stadium |
| 1978 (10/8) | L | @San Diego 23, Denver 0 | San Diego Stadium |
| 1979 (10/7) | W | @Denver 7, San Diego 0 | Mile High Stadium |
| 1979 (12/17) | L | @San Diego 17, Denver 7 | San Diego Stadium |
| 1980 (9/21) | L | San Diego 30, @Denver 13 | Mile High Stadium |
| 1980 (11/9) | W | Denver 20, @San Diego 13 | San Diego Stadium |
| 1981 (9/27) | W | @Denver 42, San Diego 24 | Mile High Stadium |
| 1981 (11/29) | L | @San Diego 34, Denver 17 | Jack Murphy Stadium |
| 1982 (9/12) | L | San Diego 23, @Denver 3 | Mile High Stadium |
| 1982 (11/28) | L | @San Diego 30, Denver 20 | Jack Murphy Stadium |
| 1983 (10/23) | W | @Denver 14, San Diego 6 | Mile High Stadium |
| 1983 (11/27) | L | @San Diego 31, Denver 7 | Jack Murphy Stadium |
| 1984 (11/11) | W | @Denver 16, San Diego 13 | Mile High Stadium |
| 1984 (12/9) | W | Denver 16, @San Diego 13 | Jack Murphy Stadium |
| 1985 (11/3) | L | @San Diego 30, Denver 10 | Jack Murphy Stadium |
| 1985 (11/17) | W | @Denver 30, San Diego 24 (OT) | Mile High Stadium |
| 1986 (10/12) | W | Denver 31, @San Diego 14 | Jack Murphy Stadium |
| 1986 (11/9) | L | San Diego 9, @Denver 3 | Mile High Stadium |
| 1987 (11/29) | W | Denver 31, @San Diego 17 | Jack Murphy Stadium |
| 1987 (12/27) | W | @Denver 24, San Diego 0 | Mile High Stadium |
| 1988 (9/11) | W | @Denver 34, San Diego 3 | Mile High Stadium |
| 1988 (10/2) | W | Denver 12, @San Diego 0 | Jack Murphy Stadium |
| 1989 (10/8) | W | @Denver 16, San Diego 10 | Mile High Stadium |
| 1989 (12/24) | L | @San Diego 19, Denver 16 | Jack Murphy Stadium |
| 1990 (11/11) | L | @San Diego 19, Denver 7 | Jack Murphy Stadium |
| 1990 (12/16) | W | @Denver 20, San Diego 10 | Mile High Stadium |
| 1991 (9/22) | W | @Denver 27, San Diego 19 | Mile High Stadium |
| 1991 (12/22) | W | Denver 17, @San Diego 14 | Jack Murphy Stadium |
| 1992 (9/13) | W | @Denver 21, San Diego 13 | Mile High Stadium |
| 1992 (10/25) | L | @San Diego 24, Denver 21 | Jack Murphy Stadium |
| 1993 (9/12) | W | @Denver 34, San Diego 17 | Mile High Stadium |
| 1993 (12/5) | L | @San Diego 13, Denver 10 | Jack Murphy Stadium |
| 1994 (9/4) | L | San Diego 37, @Denver 34 | Mile High Stadium |
| 1994 (10/23) | W | Denver 20, @San Diego 15 | Jack Murphy Stadium |
| 1995 (9/24) | L | @San Diego 17, Denver 6 | Jack Murphy Stadium |
| 1995 (11/19) | W | @Denver 30, San Diego 27 | Mile High Stadium |
| 1996 (10/6) | W | @Denver 28, San Diego 17 | Mile High Stadium |
| 1996 (12/22) | L | @San Diego 16, Denver 10 | Jack Murphy Stadium |
| 1997 (11/30) | W | Denver 38, @San Diego 28 | Qualcomm Stadium |
| 1997 (12/21) | W | @Denver 38, San Diego 3 | Mile High Stadium |
| 1998 (11/8) | W | @Denver 27, San Diego 10 | Mile High Stadium |
| 1998 (11/29) | W | Denver 31, @San Diego 16 | Qualcomm Stadium |
| 1999 (11/7) | W | Denver 33, @San Diego 17 | Qualcomm Stadium |
| 1999 (1/2) | L | San Diego 12, @Denver 6 | Mile High Stadium |
| 2000 (10/8) | W | Denver 21, @San Diego 7 | Qualcomm Stadium |
| 2000 (11/19) | W | @Denver 38, San Diego 37 | Mile High Stadium |
| 2001 (10/21) | L | @San Diego 27, Denver 10 | Qualcomm Stadium |
| 2001 (11/11) | W | @Denver 26, San Diego 16 | INVESCO Field at Mile High |
| 2002 (10/6) | W | @Denver 26, San Diego 9 | INVESCO Field at Mile High |
| 2002 (12/1) | L | @San Diego 30, Denver 27 (OT) | Qualcomm Stadium |



| | | | |
|--------------|---|-------------------------------|-------------------------------------|
| 2003 (9/14) | W | Denver 37, @San Diego 13 | Qualcomm Stadium |
| 2003 (11/16) | W | @Denver 37, San Diego 8 | INVESCO Field at Mile High |
| 2004 (9/26) | W | @Denver 23, San Diego 13 | INVESCO Field at Mile High |
| 2004 (12/5) | L | @San Diego 20, Denver 17 | Qualcomm Stadium |
| 2005 (9/18) | W | @Denver 20, San Diego 17 | INVESCO Field at Mile High |
| 2005 (12/31) | W | Denver 23, @San Diego 7 | Qualcomm Stadium |
| 2006 (11/19) | L | San Diego 35, @Denver 27 | INVESCO Field at Mile High |
| 2006 (12/10) | L | @San Diego 48, Denver 20 | Qualcomm Stadium |
| 2007 (10/7) | L | San Diego 41, @Denver 3 | INVESCO Field at Mile High |
| 2007 (12/24) | L | @San Diego 23, Denver 3 | Qualcomm Stadium |
| 2008 (9/14) | W | @Denver 39, San Diego 38 | INVESCO Field at Mile High |
| 2008 (12/28) | L | @San Diego 52, Denver 21 | Qualcomm Stadium |
| 2009 (10/19) | W | Denver 34, @San Diego 23 | Qualcomm Stadium |
| 2009 (11/22) | L | San Diego 32 @Denver 3 | INVESCO Field at Mile High |
| 2010 (11/22) | L | @San Diego 35, Denver 14 | Qualcomm Stadium |
| 2010 (1/2) | L | San Diego 33, @Denver 28 | INVESCO Field at Mile High |
| 2011 (10/9) | L | San Diego 29, @Denver 24 | Sports Authority Field at Mile High |
| 2011 (11/27) | W | Denver 16, @San Diego 13 (OT) | Qualcomm Stadium |
| 2012 (10/15) | W | Denver 35, @San Diego 24 | Qualcomm Stadium |
| 2012 (11/18) | W | @Denver 30, San Diego 23 | Sports Authority Field at Mile High |
| 2013 (11/10) | W | Denver 28, @San Diego 20 | Qualcomm Stadium |
| 2013 (12/12) | L | San Diego 27, @Denver 20 | Sports Authority Field at Mile High |
| 2014 (1/12) | W | @Denver 24, San Diego 17* | Sports Authority Field at Mile High |
| 2014 (10/23) | W | @Denver 35, San Diego 21 | Sports Authority Field at Mile High |
| 2014 (12/14) | W | Denver 22, @San Diego 10 | Qualcomm Stadium |
| 2015 (12/6) | W | Denver 17, @San Diego 3 | Qualcomm Stadium |
| 2015 (1/3) | W | @Denver 27, San Diego 20 | Sports Authority Field at Mile High |
| 2016 (10/13) | L | @San Diego 21, Denver 13 | Qualcomm Stadium |
| 2016 (10/30) | W | @Denver 27, San Diego 19 | Sports Authority Field at Mile High |
| 2017 (9/11) | W | @Denver 24, Los Angeles 21 | Sports Authority Field at Mile High |
| 2017 (10/22) | L | @Los Angeles 21, Denver 0 | StubHub Center |
| 2018 (11/18) | W | Denver 23, @Los Angeles 22 | StubHub Center |
| 2018 (12/30) | L | Los Angeles 23, @Denver 9 | Broncos Stadium at Mile High |
| 2019 (10/6) | W | Denver 20, @Los Angeles 13 | Dignity Health Sports Park |
| 2019 (12/1) | W | @Denver 23, Los Angeles 20 | Empower Field at Mile High |
| 2020 (11/1) | W | @Denver 31, Los Angeles 30 | Empower Field at Mile High |
| 2020 (12/27) | L | @Los Angeles 19, Denver 16 | SoFi Stadium |
| 2021 (11/28) | W | @Denver 28, Los Angeles 13 | Empower Field at Mile High |

*2013 AFC Divisional Playoff

NFL SCHEDULE - REGULAR SEASON WEEK 17

Sunday, Jan. 2

| | |
|--------------------------------|------------------------|
| Miami at Tennessee | 12:00 p.m. (CST) |
| N.Y. Giants at Chicago | 12:00 p.m. (CST) |
| Philadelphia at Washington | 1:00 p.m. (EST) |
| L.A. Rams at Baltimore | 1:00 p.m. (EST) |
| Tampa Bay at N.Y. Jets | 1:00 p.m. (EST) |
| Jacksonville at New England | 1:00 p.m. (EST) |
| Las Vegas at Indianapolis | 1:00 p.m. (EST) |
| Kansas City at Cincinnati | 1:00 p.m. (EST) |
| Atlanta at Buffalo | 1:00 p.m. (EST) |
| Houston at San Francisco | 1:05 p.m. (PST) |
| Denver at L.A. Chargers | 1:05 p.m. (PST) |
| Detroit at Seattle | 1:25 p.m. (PST) |
| Carolina at New Orleans | 3:25 p.m. (CST) |
| Arizona at Dallas | 3:25 p.m. (CST) |
| Minnesota at Green Bay | 6:20 p.m. (CST) |

Monday, Jan. 3

| | |
|-------------------------|-----------------|
| Cleveland at Pittsburgh | 8:15 p.m. (EST) |
|-------------------------|-----------------|

WHAT TO WATCH FOR VS. CHARGERS

TEAM (69-53-1 record all-time versus L.A. Chargers; 26-35-0 on road)

* - Needs a win to improve to 70-53-1 (.569) overall and 27-35-0 (.436) on the road in the all-time series versus the Chargers.

TEAM (3 road victories this season)

* - Needs a win to reach four road victories for the first time since 2016.

TE NOAH FANT (3 TD receptions)

* - Needs one TD reception to set a new single-season career high (4).

RB MELVIN GORDON III (66 career offensive touchdowns)

* - Needs one touchdown to tie Saints RB Alvin Kamara (67) for the third-most offensive touchdowns by an active running back since 2015.

DE SHELBY HARRIS (5 sacks)

* - Need one quarterback takedown to tie single-season career high (2019).

DE SHELBY HARRIS (25 career passes defended)

* - Need one pass defended to move into sole possession of fourth place for most passes defended by a defensive lineman since 2017.

S KAREEM JACKSON (796 career tackles)

* - Needs four total tackles to become one of four active defensive backs to reach 800 career tackles since entering the league in 2010.

DE DRE'MONT JONES (5.5 sacks)

* - Needs one sack to tie single-season career high (2020).

WR Tim Patrick (5 TD receptions)

* - Needs one TD reception to tie his single-season career high (6).

WR Tim Patrick (11 TDs since start of 2020 season)

* - Needs two touchdowns to tie Packers TE Robert Tonyan for the second-most touchdowns (13) by an undrafted player since the start of the 2020 season.

S JUSTIN SIMMONS (5 INTs)

* - Needs one interception to set a new single-season career high.

S JUSTIN SIMMONS (12 passes defended)

* - Needs three passes defended to tie his single-season career high (15).

S CADEN STERNS (2 INTs)

* - Needs one interception to become the second Bronco (CB Pat Surtain II) with at least three interceptions in his rookie season since Steve Atwater (3) in 1989.

CB PAT SURTAIN II (12 passes defended)

* - Needs one pass defended to tie Bradley Roby (2014) for third place in passes defended by a rookie in Broncos history (data since 1999).

CB PAT SURTAIN II (4 INTs)

* - Needs one interception to become just the fifth NFL rookie in the last 10 years with at least five INTs in their inaugural season.

CB PAT SURTAIN II (4 INTs)

* - Needs one interception to move into sole possession of fourth place in team annals for interceptions by a Broncos rookie.

RB JAVONTE WILLIAMS (1,123 scrimmage yards)

* - Needs 38 scrimmage yards to surpass RB Knowshon Moreno for the seventh-most scrimmage yards by a Broncos rookie.

RB JAVONTE WILLIAMS (827 rushing yards)

* - Needs 173 rushing yards to become the seventh Broncos rookie—and first since RB Phillip Lindsay (2018)—to eclipse 1,000 rushing yards in his rookie season.



2021 NFL STANDINGS

AFC East

| Team | W | L | T | Pct | PF | PA | Home | Road | Div | AFC | NFC |
|------|---|----|---|------|-----|-----|------|------|-----|-----|-----|
| Buf. | 9 | 6 | 0 | .600 | 427 | 264 | 4-3 | 5-3 | 4-1 | 6-5 | 3-1 |
| N.E. | 9 | 6 | 0 | .600 | 388 | 260 | 3-5 | 6-1 | 3-2 | 7-3 | 2-3 |
| Mia. | 8 | 7 | 0 | .533 | 305 | 315 | 5-3 | 3-4 | 3-2 | 5-5 | 3-2 |
| NYJ | 4 | 11 | 0 | .267 | 276 | 449 | 3-5 | 1-6 | 0-5 | 4-7 | 0-4 |

AFC North

| Team | W | L | T | Pct | PF | PA | Home | Road | Div | AFC | NFC |
|------|---|---|---|------|-----|-----|-------|------|-----|-----|-------|
| Cin. | 9 | 6 | 0 | .600 | 410 | 324 | 4-4 | 5-2 | 4-1 | 7-3 | 2-3 |
| Bal. | 8 | 7 | 0 | .533 | 355 | 356 | 5-2 | 3-5 | 1-4 | 5-6 | 3-1 |
| Pit. | 7 | 7 | 1 | .500 | 301 | 371 | 5-2-1 | 2-5 | 2-2 | 5-5 | 2-2-1 |
| Cle. | 7 | 8 | 0 | .467 | 314 | 329 | 5-3 | 2-5 | 2-2 | 4-6 | 3-2 |

AFC South

| Team | W | L | T | Pct | PF | PA | Home | Road | Div | AFC | NFC |
|------|----|----|---|------|-----|-----|------|------|-----|-----|-----|
| Ten. | 10 | 5 | 0 | .667 | 357 | 326 | 6-2 | 4-3 | 4-1 | 6-4 | 4-1 |
| Ind. | 9 | 6 | 0 | .600 | 420 | 316 | 4-4 | 5-2 | 3-2 | 7-3 | 2-3 |
| Hou. | 4 | 11 | 0 | .267 | 248 | 401 | 2-6 | 2-5 | 3-2 | 4-7 | 0-4 |
| Jac. | 2 | 13 | 0 | .133 | 217 | 396 | 2-6 | 0-7 | 0-5 | 2-8 | 0-5 |

AFC West

| Team | W | L | T | Pct | PF | PA | Home | Road | Div | AFC | NFC |
|------|----|---|---|------|-----|-----|------|------|-----|-----|-----|
| K.C. | 11 | 4 | 0 | .733 | 421 | 306 | 7-2 | 4-2 | 4-1 | 6-4 | 5-0 |
| LAC | 8 | 7 | 0 | .533 | 408 | 411 | 4-4 | 4-3 | 2-2 | 5-5 | 3-2 |
| L.V. | 8 | 7 | 0 | .533 | 316 | 387 | 4-4 | 4-3 | 2-3 | 6-4 | 2-3 |
| Den. | 7 | 8 | 0 | .467 | 298 | 260 | 4-4 | 3-4 | 1-3 | 3-7 | 4-1 |

NFC East

| Team | W | L | T | Pct | PF | PA | Home | Road | Div | NFC | AFC |
|------|----|----|---|------|-----|-----|------|------|-----|-----|-----|
| Dal. | 11 | 4 | 0 | .733 | 457 | 307 | 5-2 | 6-2 | 5-0 | 9-1 | 2-3 |
| Phi. | 8 | 7 | 0 | .533 | 398 | 318 | 3-4 | 5-3 | 2-2 | 6-4 | 2-3 |
| Was. | 6 | 9 | 0 | .400 | 297 | 407 | 3-4 | 3-5 | 1-3 | 5-5 | 1-4 |
| NYG | 4 | 11 | 0 | .267 | 248 | 365 | 3-4 | 1-7 | 1-4 | 3-7 | 1-4 |

NFC North

| Team | W | L | T | Pct | PF | PA | Home | Road | Div | NFC | AFC |
|------|----|----|---|------|-----|-----|------|-------|-----|-----|-------|
| G.B. | 12 | 3 | 0 | .800 | 383 | 324 | 7-0 | 5-3 | 3-1 | 8-2 | 4-1 |
| Min. | 7 | 8 | 0 | .467 | 384 | 372 | 4-3 | 3-5 | 3-1 | 5-5 | 2-3 |
| Chi. | 5 | 10 | 0 | .333 | 265 | 373 | 2-5 | 3-5 | 2-3 | 3-7 | 2-3 |
| Det. | 2 | 12 | 1 | .167 | 259 | 386 | 2-5 | 0-7-1 | 1-4 | 2-8 | 0-4-1 |

NFC South

| Team | W | L | T | Pct | PF | PA | Home | Road | Div | NFC | AFC |
|------|----|----|---|------|-----|-----|------|------|-----|-----|-----|
| T.B. | 11 | 4 | 0 | .733 | 442 | 312 | 6-1 | 5-3 | 3-2 | 7-4 | 4-0 |
| Atl. | 7 | 8 | 0 | .467 | 278 | 400 | 2-5 | 5-3 | 2-3 | 4-7 | 3-1 |
| N.O. | 7 | 8 | 0 | .467 | 316 | 305 | 2-5 | 5-3 | 2-2 | 5-5 | 2-3 |
| Car. | 5 | 10 | 0 | .333 | 277 | 345 | 2-6 | 3-4 | 2-2 | 3-7 | 2-3 |

NFC West

| Team | W | L | T | Pct | PF | PA | Home | Road | Div | NFC | AFC |
|------|----|----|---|------|-----|-----|------|------|-----|-----|-----|
| LAR | 11 | 4 | 0 | .733 | 416 | 326 | 5-2 | 6-2 | 3-2 | 8-3 | 3-1 |
| Ari. | 10 | 5 | 0 | .667 | 394 | 306 | 3-4 | 7-1 | 4-1 | 6-4 | 4-1 |
| S.F. | 8 | 7 | 0 | .533 | 377 | 334 | 3-4 | 5-3 | 1-4 | 6-5 | 2-2 |
| Sea. | 5 | 10 | 0 | .333 | 306 | 307 | 2-5 | 3-5 | 2-3 | 2-8 | 3-2 |

PAT BOWLEN A HALL OF FAME OWNER



Denver Broncos Owner Pat Bowlen was enshrined into the Pro Football Hall of Fame on Saturday, Aug. 3, 2019.

Bowlen joined former cornerback Champ Bailey in the Hall's Class of 2019, giving the Broncos seven Hall of Famers. Bowlen and Bailey are forever enshrined in Canton, Ohio with quarterback John Elway (Class of 2004), tackle Gary Zimmerman (Class of 2008), running back Floyd Little (Class of 2010), tight end Shannon Sharpe (Class of 2011), running back Terrell Davis (Class of 2017), safety Steve Atwater (Class of 2020), safety John Lynch and QB Peyton Manning (Class of 2021).

PAT BOWLEN BY THE NUMBERS



- 354** overall wins
- 300** consecutive sellouts (every game)
- 59.8** regular-season win percentage
- 35** years as owner (1984-2019)
- 28** seasons with a .500 or better record
- 18** playoff berths
- 15** all-time NFL Committee assignments
- 13** AFC West Division titles
- 10.2** total wins per year as owner
- 9** AFC Championship Games
- 7** Super Bowl appearances
- 4** different Super Bowl head coaches
- 3** World Championships

BRONCOS A PRO SPORTS POWERHOUSE UNDER PAT BOWLEN

During Owner Pat Bowlen's tenure (1984-2019), the Broncos owned the third-best regular-season win percentage (.598) in the NFL and the fourth-best win percentage by any team in American professional sports.

HIGHEST WIN PCT. AMONG AMERICAN PRO SPORTS TEAMS (SINCE 1984) Figures through June 13, 2019

| Team | League | W | L | T | Pct. |
|--------------------------|------------|------------|------------|----------|-------------|
| 1. San Antonio Spurs | NBA | 1,787 | 1,035 | 0 | .633 |
| 2. New England Patriots | NFL | 346 | 213 | 0 | .619 |
| 3. Pittsburgh Steelers | NFL | 334 | 223 | 2 | .599 |
| 4. Denver Broncos | NFL | 333 | 225 | 1 | .598 |
| 5. Los Angeles Lakers | NBA | 1,686 | 1,136 | - | .597 |

BRONCOS THE BEST AT HOME UNDER PAT BOWLEN

The Broncos owned the NFL's best home record during Owner Pat Bowlen's tenure (1984-2018) in the regular season and postseason with a 214-86 (.713) mark.

| Team | TOP HOME RECORDS, NFL, 1984-2018 | | | |
|------------------|----------------------------------|--------------------|-----------------|-------------|
| | Regular Season | Postseason | Total | Pct. |
| 1. Denver | 199-81-0 (.710) | 15-5 (.750) | 214-86-0 | .713 |
| 2. New England | 194-86-0 (.692) | 20-3 (.870) | 216-89-0 | .708 |
| 3. Pittsburgh | 193-85-1 (.694) | 13-7 (.650) | 206-93-1 | .688 |
| 4. Baltimore | 126-57-1 (.688) | 3-2 (.600) | 129-59-1 | .685 |
| 5. Green Bay | 187-90-3 (.673) | 11-5 (.688) | 198-95-3 | .674 |



PAT BOWLEN'S RANKINGS AMONG ALL-TIME OWNERS

PAT BOWLEN'S ALL-TIME RANKINGS AMONG PRO FOOTBALL PRIMARY OWNERS/CHAIRPERSONS (MODERN ERA)

| Category | No. | All-Time Rk. | 1984-2018 |
|--------------------------------|-----|--------------|-----------|
| Regular-Season Wins | 333 | 5th | 1st |
| Overall Wins | 354 | 4th | 1st |
| Winning Seasons | 21 | T-6th | 1st |
| Playoff Appearances | 18 | T-3rd | 1st |
| Playoff Wins | 21 | T-3rd | 2nd |
| Conference Championship Berths | 9 | T-4th | 2nd |
| Super Bowl Appearances | 7 | 2nd | 2nd |
| Super Bowl Wins | 3 | T-4th | T-3rd |

MOST OVERALL WINS BY A TEAM OWNER, PROFESSIONAL FOOTBALL HISTORY (MODERN ERA)

| Owner | Team | Years (Ovr.) | Wins |
|----------------------|---------------|-----------------------|------------|
| 1. Bud Adams | Hou./Ten. | 1960-2013 (54) | 409 |
| 2. Ralph Wilson | Buffalo | 1960-2013 (54) | 390 |
| 3. Lamar Hunt | Kansas City | 1960-2006 (47) | 381 |
| 4. Pat Bowlen | Denver | 1984-2018 (35) | 354 |
| 5. Art Modell | Cle./Bal. | 1961-2003 (43) | 353 |

MOST SUPER BOWL APPEARANCES BY A TEAM OWNER, PROFESSIONAL FOOTBALL HISTORY

| Owner | Team | No. |
|-------------------------|---------------|----------|
| 1. Robert Kraft | New England | 8 |
| 2. Pat Bowlen | Denver | 7 |
| 3. Edward DeBartolo Jr. | San Francisco | 5 |
| Clint Murchison Jr. | Dallas | 5 |
| Joe Robbie | Miami | 5 |

MOST PLAYOFF APPEARANCES BY AN OWNER

| Owner | Years | No. |
|----------------------------|-----------------------|-----------|
| 1. Bud Adams, Hou./Ten. | 1960-2013 (54) | 21 |
| Robert Kraft, N.E. | 1994-pres. (25) | 21 |
| 3. Pat Bowlen, Den. | 1984-2018 (33) | 18 |
| Art Modell, Cle./Bal. | 1961-2003 (43) | 18 |
| 5. Ralph Wilson, Buf. | 1960-2013 (54) | 17 |
| Al Davis, Oak. | 1972-2011 (40) | 17 |
| Clint Murchison Jr., Dal. | 1960-83 (24) | 17 |

PAT BOWLEN REACHED SUPER BOWL WITH FOUR DIFFERENT HEAD COACHES

Pat Bowlen was the only principal owner in pro football history to reach the Super Bowl with four different head coaches: Dan Reeves (XXI, XXII, XXIV), Mike Shanahan (XXXII, XXXIII), John Fox (XLVIII) and Gary Kubiak (50).

PRINCIPAL OWNERS TO APPEAR IN SUPER BOWLS WITH THE MOST HEAD COACHES

| Owner | Team | No. |
|--------------------------------------------------|---------------|----------|
| 1. Pat Bowlen | Denver | 4 |
| <i>D. Reeves, M. Shanahan, J. Fox, G. Kubiak</i> | | |
| 2. Al Davis | Oakland | 3 |
| <i>J. Madden, T. Flores, B. Callahan</i> | | |
| Georgia Frontiere | L.A. Rams | 3 |
| <i>R. Malavasi, D. Vermeil, M. Martz</i> | | |
| 4. Nine owners | - | 2 |

PAT BOWLEN FASTEST TO 350 WINS

Pat Bowlen earned his 350th overall win in Week 2 against Oakland in 2018 to become the fastest owner (581 games) in professional football history to reach 350 wins.

FEWEST GAMES TO REACH 350 OVERALL WINS BY AN OWNER, PROFESSIONAL FOOTBALL HISTORY

| Owner | Games |
|----------------------------|------------|
| 1. Pat Bowlen, Den. | 581 |
| 2. George Halas, Chi. | 618 |
| 3. Lamar Hunt, K.C. | 669 |
| Art Modell, Cle./Bal. | 669 |
| 5. Bud Adams, Hou./Ten. | 734 |
| 6. Ralph Wilson, Buf. | 743 |

PAT BOWLEN'S BRONCOS SUPERLATIVES

* - Pat Bowlen was the first owner in professional football history to achieve 300 overall wins in his first 30 years.

* - In Pat Bowlen's 35 years as owner of the Broncos, the team had as many Super Bowl appearances (7) as losing seasons (7), including three World Championships.

* - During Pat Bowlen's ownership, the Broncos had the third-highest winning percentage (.598) in the NFL and the fourth-highest in all of professional sports.

* - Pat Bowlen is the only owner in NFL history who has had four different head coaches lead his teams to Super Bowl appearances.

* - The Broncos' 21 winning seasons and 18 playoff berths since 1984 are the most under a single owner in the NFL during that span. The Broncos had an NFL-low seven losing seasons under Mr. Bowlen.

* - Pat Bowlen helped Denver become the only NFL franchise to win at least 90 games in each of the last three decades

* - Under Pat Bowlen, the Broncos were the only AFC team to appear in three Super Bowls in the 1980s. They were also the only team from the conference to win a Super Bowl in the 1990s, capturing back-to-back World Championships in 1997-98 while setting an NFL record for most overall wins (33-6, .846) in a two-year period.

* - During Pat Bowlen's 35 years of ownership, the Broncos sold out every regular-season and postseason contest (NFL-high 300 sellouts) as part of the club's 49-year, 403-game sellout streak that is the longest in NFL history in one city.

* - Denver's 349 national television appearances under Pat Bowlen were the most in the league during his ownership. That total includes a league-high 164 prime-time games as well as 145 network doubleheader appearances.

* - Pat Bowlen helped put the Rocky Mountain Region on the professional sports map with the sustained success of the Broncos. In addition to the team's local popularity, a 2014 Harris Poll identified the Broncos as "America's Team."



BOWLEN ERA MARKED BY ACHIEVEMENT

Introduced as the majority owner of the Denver Broncos on March 23, 1984, Pat Bowlen positioned the Broncos among the league's top franchises during the last three decades.

REGULAR-SEASON WINS, NFL, 1984-2018

| Team | No. |
|------------------|------------|
| 1. New England | 346 |
| 2. Pittsburgh | 334 |
| 3. Denver | 333 |
| 4. San Francisco | 320 |
| 5. Green Bay | 316 |

OVERALL WINS, NFL, 1984-2018

| Team | No. |
|------------------|------------|
| 1. New England | 379 |
| 2. Pittsburgh | 356 |
| 3. Denver | 354 |
| 4. San Francisco | 344 |
| 5. Green Bay | 337 |

DIVISION TITLES, NFL, 1984-2018

| Team | No. |
|------------------|-----------|
| 1. New England | 20 |
| 2. Pittsburgh | 15 |
| 3. San Francisco | 14 |
| 4. Denver | 13 |
| 5. Green Bay | 12 |

SEASONS WITH A .500 OR BETTER RECORD, NFL, 1984-2018

| Team | No. |
|------------------|-----------|
| 1. Denver | 28 |
| New England | 28 |
| 3. Pittsburgh | 27 |
| 4. Green Bay | 26 |
| 5. Miami | 24 |

CONFERENCE CHAMP. GAMES, NFL, 1984-2018

| Team | No. |
|------------------|----------|
| 1. New England | 14 |
| 2. San Francisco | 11 |
| 3. Pittsburgh | 10 |
| 4. Denver | 9 |

SUPER BOWL APPEARANCES, NFL, 1984-2018

| Team | No. |
|------------------|----------|
| 1. New England | 8 |
| 2. Denver | 7 |
| 3. N.Y. Giants | 5 |
| San Francisco | 5 |
| 5. Buffalo | 4 |
| Pittsburgh | 4 |

SUPER BOWL WINS, NFL, 1984-2018

| Team | No. |
|------------------|----------|
| 1. New England | 5 |
| 2. San Francisco | 4 |
| 3. Denver | 3 |
| Dallas | 3 |
| N.Y. Giants | 3 |

PAT BOWLEN'S NFL IMPACT

Pat Bowlen's indelible contributions to the Broncos, the community and the NFL established him as one of the greatest contributors in professional football history.

Mr. Bowlen served a combined 91 seasons on 15 different committees during his ownership of the Broncos. Only Pro Football Hall of Famers Dan Rooney (18) and Lamar Hunt (16) served on more league committees during their ownership tenures.

MOST ALL-TIME NFL COMMITTEE AFFILIATIONS AMONG OWNERS

| Owner | Team | Total |
|----------------------|---------------|-----------|
| 1. Dan Rooney* | Pittsburgh | 18 |
| 2. Lamar Hunt* | Kansas City | 16 |
| 3. Pat Bowlen | Denver | 15 |
| 4. Jerry Jones* | Dallas | 14 |
| 5. Wellington Mara | N.Y. Giants | 11 |

**Member of the Pro Football Hall of Fame*

PAT BOWLEN'S ALL-TIME NFL COMMITTEE AFFILIATIONS

NFL Management Council Exec. Committee (chairman)
 NFL Broadcasting Committee (chairman)
 NFL Films Executive Committee (chairman)
 NFL Compensation Committee (co-chair)
 NFL Business Ventures Committee (co-chair)
 Pro Football Hall of Fame Committee
 NFL Network Committee
 NFL Finance Committee
 NFL Workplace Diversity Committee
 NFL International Committee
 NFL Expansion Committee
 Los Angeles Working Group Committee
 NFL Legislative Committee
 NFL Enterprises Executive Committee
 NFL Special Committee on Strategic Opportunities & Challenges





PAT BOWLEN'S NFL SUPERLATIVES

* - In 1993, Mr. Bowlen gave an ultimatum to the TV networks that procured a bidding war, bringing FOX (NFC) and NBC (AFC) on as league broadcast partners and nearly doubling the television revenue from those streams.



* - Also in 1993, Mr. Bowlen fought to establish the introduction of the “franchise tag” in the Collective Bargaining Agreement, helping teams secure the rights to their key players.

* - In his role as Chair of the NFL Broadcast Committee, Mr Bowlen led the negotiations of the NFL’s \$18 billion TV contract in 1998, the most lucrative single-sport contract in history.



* - Through his work on the NFL Broadcasting Committee and the NFL Network Committee, Pat Bowlen played an important role in the formation of NFL Network in 2003 and worked to increase its distribution among cable providers and its overall growth.

* - According to former NBC Sports Chairman Dick Ebersol, Pat Bowlen was “the single major force in the creation of *Sunday Night Football* in 2006 while leading the NFL Broadcasting Committee.

* - In his position as co-chair of the NFL Management Council Executive Committee, Mr. Bowlen played a key role in the six-year extension of the Collective Bargaining Agreement in 2006 and again was part of the new CBA discussions for the 10-year extension in 2011 that ensured labor peace for the next decade.

* - With an eye toward growing the game internationally, Pat Bowlen has had the Broncos play eight international games in six different countries (7 American Bowls, 1 regular season in London), marking the third-most such games in league history.

* - Pat Bowlen opened INVESCO Field at Mile High in 2001, beginning a three-year period in which eight new stadiums opened around the NFL.



GEORGE PATON ENTERS FIRST YEAR AS BRONCOS GM



George Paton enters his first season as general manager of the Denver Broncos after being hired on Jan. 13, 2021.

Over 14 seasons with the Minnesota Vikings, Paton (pronounced: Peyton) rose from director of player personnel to vice president of player personnel/assistant general manager. He helped the Vikings to six playoff appearances—with six different

starting quarterbacks—while winning four division titles and advancing to a pair of NFC Championship games.

VIKINGS PRO BOWLERS ACQUIRED WITH PATON ON STAFF, 2012-20

| How Acquired | No. of Pro Bowlers |
|---------------------|--------------------|
| NFL Draft Picks | 15 |
| Veteran Free Agents | 4 |
| College Free Agents | 2 |
| Trades | 1 |
| TOTAL | 22 |

BRONCOS ALL-TIME TOP PERSONNEL EXECUTIVES

George Paton, who was named general manager of the Broncos on Jan. 13, 2021, is the club’s 15th top personnel executive since the franchise’s first year in 1960.

| Executive | Title | Year(s) |
|---------------------|----------------------------------------|-------------------|
| Dean Griffing | General Manager | 1960-61 |
| Jack Faulkner | General Manager/Head Coach | 1962-64 |
| Fred Gehrke | Director of Player Personnel | 1965-66 |
| Lou Saban | General Manager/Head Coach | 1967-71 |
| John Ralston | General Manager/Head Coach | 1972-76 |
| Fred Gehrke | Vice President—General Manager | 1977-80 |
| Grady Alderman | General Manager | 1981-82 |
| Hein Poulus | Vice President—General Manager | 1983 |
| John Beake | General Manager | 1984-98 |
| Neal Dahlen | General Manager | 1999-2001 |
| Ted Sundquist | General Manager | 2002-07 |
| Jim Goodman | V.P. of Football Ops./Player Personnel | 2008 |
| Brian Xanders | General Manager | 2009-10 |
| John Elway | Exec. V.P. of Football Ops./GM | 2011-20 |
| George Paton | General Manager | 2021-pres. |





STEVE ATWATER, JOHN LYNCH & PEYTON MANNING ENTER PRO FOOTBALL HALL OF FAME

A trio of former Broncos—S Steve Atwater (Class of 2020), S John Lynch (Class of 2021) and QB Peyton Manning (Class of 2021)—were enshrined into the Pro Football Hall of Fame over the weekend of Aug. 7-8, 2021. Atwater, Lynch and Manning give the Broncos five PFHOF inductees in the last three years.

Atwater played the first 10 seasons of his 11-year career with the Broncos after being selected by the club in the first round (20th overall) of the 1989 NFL Draft from the University of Arkansas.

A first-team selection for the 1990s NFL All-Decade Team, Atwater's eight career Pro Bowl selections are the second most by a player in Broncos history.

In 167 career regular-season games (166 starts), Atwater totaled 1,357 tackles (857 solo), 24 interceptions (408 yds.), five sacks (34 yds.), 13 forced fumbles and nine fumble recoveries.



Lynch, a nine-time Pro Bowler and a four-time *Associated Press* All-Pro selection, played 15 NFL seasons, including his first 11 years (1993-2003) with the Tampa Bay Buccaneers and his final four years (2004-07) with the Broncos.

Lynch was inducted into the Buccaneers Ring of Honor and

Broncos Ring of Fame in 2016, earning the rare distinction of being inducted into the Ring of Honor/Fame with two NFL teams.

Manning, the only five-time Most Valuable Player in NFL history (2003-04, '08-09, '13), played 18 seasons with Indianapolis (1998-2011) and Denver (2012-15).

Manning is one of two quarterbacks in league history to win a Super Bowl with two franchises (Indianapolis – SB XLI; Denver – SB 50) while also helping the Colts and Broncos to Super Bowls XLIV and XLVIII, respectively. He helped the Broncos to the most wins (55) and highest winning percentage (.764) of any team in the NFL while capturing four AFC West Division titles, two AFC Championships and a Super Bowl victory during his four years with the team.

BRONCOS IN THE PRO FOOTBALL HALL OF FAME

| Name, Position | Year Inducted |
|--------------------|---------------|
| John Elway, QB | 2004 |
| Gary Zimmerman, T | 2008 |
| Floyd Little, RB | 2010 |
| Shannon Sharpe, TE | 2011 |
| Terrell Davis, RB | 2017 |
| Champ Bailey, CB | 2019 |
| Pat Bowlen, Owner | 2019 |
| Steve Atwater, S | 2020 |
| John Lynch, S | 2021 |
| Peyton Manning, QB | 2021 |

BRONCOS AMONG NFL'S BEST UNDER ELWAY



The Broncos won the eighth-most overall games with John Elway as the top football executive from 2011-20.

MOST OVERALL WINS, NFL, 2011-2020

| Team | W | L | T | Pct. |
|----------------|-----|----|---|------|
| 1. New England | 134 | 48 | 0 | .736 |
| 2. Seattle | 114 | 60 | 1 | .654 |
| 3. Green Bay | 111 | 60 | 2 | .647 |
| 4. Pittsburgh | 105 | 62 | 1 | .628 |
| New Orleans | 105 | 64 | 0 | .621 |
| Kansas City | 105 | 65 | 0 | .618 |
| 7. Baltimore | 103 | 67 | 0 | .606 |
| 8. Denver | 96 | 74 | 0 | .565 |

BRONCOS NFL RANKS UNDER JOHN ELWAY (2011-2020)

| Statistic | No. | Rk. |
|------------------------|-----|-------|
| Overall Wins | 96 | 8th |
| Reg. Season Wins | 90 | 8th |
| Playoff Wins | 6 | 4th |
| Playoff Berths | 5 | T-9th |
| Division Titles | 5 | T-4th |
| Super Bowl Appearances | 2 | T-2nd |
| Super Bowl Wins | 1 | T-2nd |

ELWAY ERA: FIRST 100 GAMES

The Broncos posted a 71-29 (.710) overall record during John Elway's tenure as an executive (2011-Wk. 10, 2016) with that win percentage ranking second in the NFL during that period.

Elway's 71 total wins are believed to be the most by any NFL team's general manager through his first 100 overall games.

MOST WINS BY CURRENT NFL GENERAL MANAGERS IN THEIR FIRST 100 OVERALL GAMES AS TOP PERSONNEL EXECUTIVE

| Executive | First Year | W | L | T | Pct. | SB | WC |
|---------------------------|------------|----|----|---|------|----|----|
| 1. John Elway, Den. | 2011 | 71 | 29 | 0 | .710 | 2 | 1 |
| 2. Kevin Colbert, Pit. | 2000 | 65 | 34 | 1 | .655 | 0 | 0 |
| 3. John Schneider, Sea. | 2010 | 62 | 38 | 0 | .620 | 2 | 1 |
| 4. Jerry Jones, Dal. | 1989 | 61 | 39 | 0 | .610 | 2 | 2 |
| 5. Thomas Dimitroff, Atl. | 2008 | 60 | 40 | 0 | .600 | 0 | 0 |
| 6. Steve Keim, Ari. | 2013 | 53 | 45 | 2 | .540 | 0 | 0 |
| 7. Tom Telesco, LAC | 2013 | 50 | 50 | 0 | .500 | 0 | 0 |
| 8. Rick Spielman, Min. | 2006 | 48 | 52 | 0 | .479 | 0 | 0 |
| 9. Micky Loomis, N.O. | 2002 | 47 | 53 | 0 | .470 | 0 | 0 |
| 10. Les Snead, LAR | 2012 | 45 | 54 | 1 | .470 | 1 | 0 |

PRO FOOTBALL HALL OF FAME GENERAL MANAGERS THROUGH THEIR FIRST 100 OVERALL GAMES AS TOP PERSONNEL EXECUTIVE

| Executive | First Year | W | L | T | Pct. | SB | WC |
|-------------------|------------|----|----|---|------|----|----|
| Al Davis, Oak. | 1966 | 69 | 24 | 7 | .725 | 1 | 0 |
| Bill Polian, Buf. | 1986 | 61 | 39 | 0 | .610 | 1 | 0 |
| Tex Schram, LAN | 1947 | 61 | 34 | 5 | .635 | 0 | 0 |
| Ron Wolf, G.B. | 1991 | 56 | 44 | 0 | .560 | 0 | 0 |
| Jim Finks, Min. | 1964 | 54 | 41 | 5 | .565 | 1 | 0 |



ELWAY'S EYE FOR TALENT

During John Elway's 10 seasons as an executive, he drafted, signed or extended the contracts of 21 players who have combined for 42 Pro Bowl selections with the Broncos.

Elway was the only NFL general manager over the last eight years to acquire future Pro Bowl players through the NFL Draft, street free agency, unrestricted free agency and college free agency.

BRONCOS TO MAKE THE PRO BOWL AFTER BEING ACQUIRED OR HAVING CONTRACT EXTENDED BY JOHN ELWAY

| Year | Player | Pro Bowls |
|---------------|---------------------------------|-----------|
| 2011 | CB Champ Bailey (Extension) | 2 |
| | CB Chris Harris Jr. (CFA) | 4 |
| | LB Von Miller (Draft) | 8 |
| | RB Willis McGahee (FA) | 1 |
| | TE Julius Thomas (Draft) | 2 |
| 2012 | QB Peyton Manning (FA) | 3 |
| | K Matt Prater (Extension) | 1 |
| 2013 | RB C.J. Anderson (CFA) | 1 |
| | T Ryan Clady (Extension) | 1 |
| | G Louis Vasquez (UFA) | 1 |
| 2014 | WR Emmanuel Sanders (UFA) | 2 |
| | CB Aqib Talib (UFA) | 4 |
| | S T.J. Ward (UFA) | 2 |
| | OLB DeMarcus Ware (FA) | 2 |
| 2015 | S Darian Stewart (UFA) | 1 |
| | WR Demaryius Thomas (Extension) | 2 |
| 2016 | LS Casey Kreiter (FA) | 1 |
| | Justin Simmons (Draft) | 1 |
| 2018 | Bradley Chubb (Draft) | 1 |
| | RB Phillip Lindsay (CFA) | 1 |
| | WR Courtland Sutton (Draft) | 1 |
| Totals | 21 players | 42 |

FANGIO ENTERS THIRD SEASON AS HEAD COACH

Vic Fangio is in his third season as the Broncos' head coach in 2021. Below is a look at the overall records (regular season and playoffs) for all of Denver's head coaches in the club's 61-year history.

BRONCOS ALL-TIME HEAD COACHES' OVERALL RECORDS

| Head Coach | Years | W | L | T | Pct. |
|-------------------|---------------------|-----------|-----------|----------|-------------|
| Frank Filchock | 1960-61 | 7 | 20 | 1 | .268 |
| Jack Faulkner | 1962-64 | 9 | 22 | 1 | .297 |
| Mac Speedie* | 1964-66 | 6 | 19 | 1 | .250 |
| Ray Malavasi* | 1966 | 4 | 8 | 0 | .333 |
| Lou Saban | 1967-71 | 20 | 42 | 3 | .331 |
| Jerry Smith* | 1971 | 2 | 3 | 0 | .400 |
| John Ralston | 1972-76 | 34 | 33 | 3 | .507 |
| Red Miller | 1977-80 | 42 | 25 | 0 | .627 |
| Dan Reeves | 1981-92 | 117 | 79 | 1 | .596 |
| Wade Phillips | 1993-94 | 16 | 17 | 0 | .485 |
| Mike Shanahan | 1995-2008 | 146 | 91 | 0 | .616 |
| Josh McDaniels | 2009-10 | 11 | 17 | 0 | .393 |
| Eric Studesville* | 2010 | 1 | 3 | 0 | .250 |
| John Fox | 2011-14 | 49 | 22 | 0 | .690 |
| Gary Kubiak | 2015-16 | 24 | 11 | 0 | .686 |
| Vance Joseph | 2017-18 | 11 | 21 | 0 | .344 |
| Vic Fangio | 2019-present | 19 | 27 | 0 | .413 |

*Interim Head Coach

FANGIO'S YEAR-BY-YEAR COACHING BREAKDOWN

| Year | Position | Team/School | Rec. | Postseason |
|---------------|-----------------------------|-------------------------|-------------------------|----------------------|
| 1979 | Linebackers | Dunmore (Pa.) H.S. | 8-3 | |
| 1980 | Defensive Coordinator | Dunmore (Pa.) H.S. | 8-4 | |
| 1981 | Defensive Coordinator | Dunmore (Pa.) H.S. | 5-6 | |
| 1982 | Defensive Coordinator | Milford (Conn.) Academy | 5-5 | |
| 1983 | Graduate Assistant | North Carolina | 8-3 | Peach Bowl (0-1) |
| 1984 | Defensive Assistant | Philadelphia Stars | 16-2 | USFL Champions (3-0) |
| 1985 | Defensive Assistant | Baltimore Stars | 10-7-1 | USFL Champions (3-0) |
| 1986 | Linebackers | New Orleans | 7-9 | |
| 1987 | Linebackers | New Orleans | 12-4 | Playoffs (0-1) |
| 1988 | Linebackers | New Orleans | 10-6 | |
| 1989 | Linebackers | New Orleans | 9-7 | |
| 1990 | Linebackers | New Orleans | 8-8 | Playoffs (0-1) |
| 1991 | Linebackers | New Orleans | 11-5 | Playoffs (0-1) |
| 1992 | Linebackers | New Orleans | 12-4 | Playoffs (0-1) |
| 1993 | Linebackers | New Orleans | 8-8 | |
| 1994 | Linebackers | New Orleans | 7-9 | |
| 1995 | Defensive Coordinator | Carolina | 7-9 | |
| 1996 | Defensive Coordinator | Carolina | 12-4 | Playoffs (1-1) |
| 1997 | Defensive Coordinator | Carolina | 7-9 | |
| 1998 | Defensive Coordinator | Carolina | 4-12 | |
| 1999 | Defensive Coordinator | Indianapolis | 13-3 | Playoffs (0-1) |
| 2000 | Defensive Coordinator | Indianapolis | 10-6 | Playoffs (0-1) |
| 2001 | Defensive Coordinator | Indianapolis | 6-10 | |
| 2002 | Defensive Coordinator | Houston | 4-12 | |
| 2003 | Defensive Coordinator | Houston | 5-11 | |
| 2004 | Defensive Coordinator | Houston | 7-9 | |
| 2005 | Defensive Coordinator | Houston | 2-14 | |
| 2006 | Asst. to HC/Defensive Asst. | Baltimore | 13-3 | Playoffs (0-1) |
| 2007 | Asst. to HC/Defensive Asst. | Baltimore | 5-11 | |
| 2008 | Asst. to HC/Defensive Asst. | Baltimore | 11-5 | Playoffs (2-1) |
| 2009 | Linebackers | Baltimore | 9-7 | Playoffs (1-1) |
| 2010 | Defensive Coordinator | Stanford | 11-1 | Orange Bowl (1-0) |
| 2011 | Defensive Coordinator | San Francisco | 13-3 | Playoffs (1-1) |
| 2012 | Defensive Coordinator | San Francisco | 11-4-1 | Playoffs (2-1) |
| 2013 | Defensive Coordinator | San Francisco | 12-4 | Playoffs (2-1) |
| 2014 | Defensive Coordinator | San Francisco | 8-8 | |
| 2015 | Defensive Coordinator | Chicago | 6-10 | - |
| 2016 | Defensive Coordinator | Chicago | 3-13 | |
| 2017 | Defensive Coordinator | Chicago | 5-11 | |
| 2018 | Defensive Coordinator | Chicago | 12-4 | Playoffs (0-1) |
| 2019 | Head Coach | Denver | 7-9 | |
| 2020 | Head Coach | Denver | 5-11 | |
| 2021 | Head Coach | Denver | 7-8 | |
| TOTALS | | | 359-301-2 (.544) | 16-15 (.516) |


BREAKDOWN OF VIC FANGIO'S RECORD COACHING FOOTBALL

| Category | W | L | T | Pct. |
|-------------------------------------------------------|------------|------------|----------|-------------|
| Regular season record as an NFL head coach | 19 | 28 | 0 | .404 |
| Postseason record as an NFL head coach | 0 | 0 | 0 | — |
| Overall record as an NFL head coach | 19 | 28 | 0 | .404 |
| Regular season record as an NFL assistant coach | 270 | 242 | 1 | .528 |
| Postseason record as an NFL assistant coach | 9 | 14 | — | .391 |
| Overall record as an NFL assistant coach | 279 | 256 | 1 | .521 |
| Overall record as an NFL coach | 298 | 284 | 1 | .512 |
| Regular season record as a USFL assistant coach | 26 | 9 | 1 | .736 |
| Postseason record as a USFL assistant coach | 6 | 0 | 0 | 1.000 |
| Overall record as a USFL assistant coach | 32 | 9 | 1 | .774 |
| Regular season record as a collegiate assistant coach | 20 | 5 | 0 | .800 |
| Postseason record as a collegiate assistant coach | 1 | 1 | 0 | .500 |
| Overall record as a collegiate assistant coach | 20 | 5 | 0 | .778 |
| Overall record as a high school assistant coach | 26 | 18 | 0 | .590 |
| Overall record coaching football | 376 | 316 | 2 | .543 |



VIC FANGIO COACHED DEFENSES TOUGH ON ROOKIE QBs

Broncos Head Coach Vic Fangio has faced a rookie quarterback 29 times in his career and is 20-9 all-time in such games as a head coach or defensive coordinator. Denver is 5-2 against rookie signal callers in Fangio's tenure, including wins against the top two picks in the 2021 NFL Draft (Trevor Lawrence and Zach Wilson).



Hired as Denver's head coach in 2019, Fangio has 19 years of experience as an NFL defensive coordinator with previous stops in Carolina (1995-98), Indianapolis (1999-2001), Houston (2002-05), San Francisco (2011-14) and Chicago (2015-18).

VIC FANGIO VS. ROOKIE QBs AS A DEF. COORDINATOR/HEAD COACH

| Fangio Tm. | Player | Opp. (year) | Att. | Cmp. | Yds. | TD | INT | Rtg. |
|----------------------------------------|---------------------|----------------------|------------|------------|--------------|-----------|-----------|-------------|
| Carolina | Tony Banks | St. Louis (1996) | 29 | 15 | 163 | 1 | 1 | 65.7 |
| Carolina | Tony Banks | St. Louis (1996) | 33 | 14 | 160 | 1 | 1 | 55.1 |
| Carolina | Danny Weurffel | New Orleans (1997) | 32 | 13 | 132 | 0 | 2 | 27.1 |
| Carolina | Tony Graziani | Atlanta (1997) | 18 | 4 | 24 | 0 | 2 | 0.0 |
| Carolina | Peyton Manning | Indianapolis (1998) | 34 | 17 | 225 | 1 | 2 | 56.6 |
| Indianapolis | Akili Smith | Cincinnati (1999) | 24 | 12 | 122 | 0 | 0 | 64.9 |
| Indianapolis | Donovan McNabb | Philadelphia (1999) | 36 | 19 | 165 | 1 | 2 | 51.3 |
| Houston | Patrick Ramsey | Washington (2002) | 31 | 14 | 190 | 2 | 0 | 86.8 |
| Houston | Byron Leftwich | Jacksonville (2003) | 36 | 17 | 231 | 1 | 3 | 42.7 |
| Houston | Byron Leftwich | Jacksonville (2003) | 29 | 18 | 194 | 1 | 0 | 93.2 |
| Houston | Alex Smith | San Fran. (2005) | 29 | 16 | 159 | 1 | 1 | 68.0 |
| San Fran. | Andy Dalton | Cincinnati (2011) | 32 | 17 | 157 | 0 | 2 | 40.8 |
| San Fran. | Russell Wilson | Seattle (2012) | 23 | 9 | 122 | 0 | 1 | 38.7 |
| San Fran. | Ryan Tannehill | Miami (2012) | 33 | 17 | 150 | 1 | 0 | 74.1 |
| San Fran. | Russell Wilson | Seattle (2012) | 21 | 15 | 171 | 4 | 1 | 115.3 |
| San Fran. | Mike Glennon | Tampa Bay (2013) | 34 | 18 | 179 | 2 | 1 | 75.5 |
| San Fran. | Derek Carr | Oakland (2014) | 28 | 22 | 254 | 3 | 0 | 140.2 |
| Chicago | Jameis Winston | Tampa Bay (2015) | 29 | 15 | 295 | 2 | 1 | 96.2 |
| Chicago | Carson Wentz | Philadelphia (2016) | 34 | 21 | 190 | 1 | 0 | 86.6 |
| Chicago | Dak Prescott | Dallas (2016) | 24 | 19 | 248 | 1 | 0 | 123.6 |
| Chicago | DeShone Kizer | Cleveland (2017) | 36 | 18 | 182 | 0 | 2 | 41.7 |
| Chicago | Sam Darnold | N.Y. Jets (2018) | 29 | 14 | 153 | 1 | 0 | 75.8 |
| Denver | Gardner Minshew III | Jacksonville (2019) | 33 | 19 | 213 | 2 | 0 | 97.2 |
| Denver | David Blough | Detroit (2019) | 24 | 12 | 117 | 1 | 0 | 78.0 |
| Denver | Justin Herbert | L.A. Chargers (2020) | 43 | 29 | 278 | 3 | 2 | 89.1 |
| Denver | Tua Tagovailoa | Miami (2020) | 20 | 11 | 83 | 1 | 0 | 81.9 |
| Denver | Justin Herbert | L.A. Chargers (2020) | 33 | 21 | 253 | 1 | 0 | 97.2 |
| Denver | Trevor Lawrence | Jacksonville (2021) | 33 | 14 | 118 | 1 | 2 | 37.2 |
| Denver | Zach Wilson | N.Y. Jets (2021) | 35 | 19 | 160 | 0 | 2 | 42.6 |
| TOTALS (Fangio wins are bolded) | | | 875 | 479 | 5,061 | 33 | 28 | 71.0 |

FANGIO FOURTH-MOST EXPERIENCED FIRST-TIME HC

At the time of his hiring in 2019, Broncos Head Coach Vic Fangio was the fourth-most experienced first-time head coach (non-interim) in NFL history. Fangio made his head-coaching debut at 61 years, 18 days old.

OLDEST FIRST-TIME NFL HEAD COACHES (NON-INTERIM), THROUGH 2019

| Coach (Tm.) | Year | Age |
|-------------------------|------|-------------------|
| 1. Dick LeBeau (Cin.) | 2011 | 64 yrs., 0 days |
| 2. Bud Wilkinson (Ari.) | 1978 | 62 yrs., 133 days |
| 3. Rod Rust (N.E.) | 1990 | 62 yrs., 38 days |
| 4. Vic Fangio (Den.) | 2019 | 61 yrs., 18 days |

2021 BRONCOS ASSISTANT COACHING STAFF

(S) - Sideline; (B) Booth

OFFENSE

| | |
|--------------------|-----------------------|
| Pat Shurmur (B) | Offensive Coordinator |
| Zach Azzanni (S) | Wide Receivers |
| Chris Cook (B) | Quality Control |
| Wade Harman (S) | Tight Ends |
| Chris Kuper (B) | Asst. Offensive Line |
| Curtis Modkins (S) | Running Backs |
| Mike Munchak (S) | Offensive Line |
| Justin Rascati (B) | Quality Control |
| Mike Shula (S) | Quarterbacks |

DEFENSE

| | |
|--------------------------|-------------------------------------|
| Ed Donatell (S) | Defensive Coordinator |
| Chris Beake (B) | Def. Pass Game Specialist |
| Reggie Herring (S) | Linebackers |
| Mike Hiestand (S) | Asst. Def. Line/Asst. to Head Coach |
| Bill Kollar (S) | Defensive Line |
| John Pagano (S) | Outside Linebackers |
| Christian Parker (B) | Defensive Backs |
| Nathaniel Willingham (B) | Quality Control |

SPECIAL TEAMS

| | |
|-----------------|---------------------------|
| Tom McMahon (S) | Special Teams Coordinator |
| Chris Gould (S) | Assistant Special Teams |

STRENGTH AND CONDITIONING

| | |
|------------------|-------------------------------------|
| Loren Landow (S) | Strength and Conditioning |
| Korey Jones (S) | Assistant Strength and Conditioning |
| Mark Loecher (S) | Assistant Strength and Conditioning |
| Pierre Ngo (S) | Assistant Strength and Conditioning |
| Emily Zaler (S) | Player Performance Assistant |



DECADES OF SUCCESS

The Broncos wrapped up their sixth decade of professional football, looking to build off a body of work that ranks as the most consistent in the NFL in terms of winning over the last four decades.

Denver is one of just four teams to record three 90+ win decades since 1960. The Broncos finished one win shy of 90 victories in the 2010s to rank tied for eighth in the league during that span.

BRONCOS REGULAR-SEASON RECORD BY DECADE

| Decade | W | L | T | Pct. | Playoff Berths | Win Rk. |
|---------------|------------|------------|-----------|-------------|----------------|------------|
| 1960s | 39 | 97 | 4 | .287 | 0 | 22nd |
| 1970s | 75 | 64 | 5 | .539 | 3 | 8th |
| 1980s | 93 | 58 | 1 | .615 | 5 | 4th |
| 1990s | 94 | 66 | 0 | .588 | 5 | 7th |
| 2000s | 93 | 67 | 0 | .581 | 4 | 6th |
| 2010s | 89 | 71 | 0 | .556 | 5 | T-8th |
| 2020s | 12 | 19 | 0 | .387 | 0 | T-24th |
| TOTALS | 495 | 442 | 10 | .528 | 22 | 9th |

MOST DECADES WITH 90+ REGULAR SEASON WINS, SINCE 1960

| Team | 90+ Win Decades | Decades (Win Total) |
|--------------|-----------------|--------------------------------------------------|
| 1. Green Bay | 4 | 1960s (96), 1990s (93), 2000s (95), 2010s (102) |
| Pittsburgh | 4 | 1970s (99), 1990s (93), 2000s (103), 2010s (102) |
| 3. Denver | 3 | 1980s (93), 1990s (94), 2000s (93) |
| Miami | 3 | 1970s (104), 1980s (94), 1990s (95) |



BRONCOS RANK SECOND IN SUPER BOWL APPEARANCES

Denver's eight Super Bowl appearances are tied for the second most in NFL history.

MOST SUPER BOWL APPEARANCES, NFL HISTORY

| Team | No. |
|------------------|----------|
| 1. New England | 11 |
| 2. Denver | 8 |
| Dallas | 8 |
| Pittsburgh | 8 |
| 5. San Francisco | 6 |

DENVER BRONCOS SUPER BOWL SEASONS/RESULTS

| Season | Coach | Opponent | Result |
|--------|---------------|---------------|----------|
| 1977 | Red Miller | Dallas | L, 27-10 |
| 1986 | Dan Reeves | N.Y. Giants | L, 39-20 |
| 1987 | Dan Reeves | Washington | L, 42-10 |
| 1989 | Dan Reeves | San Francisco | L, 55-10 |
| 1997 | Mike Shanahan | Green Bay | W, 31-24 |
| 1998 | Mike Shanahan | Atlanta | W, 34-19 |
| 2013 | John Fox | Seattle | L, 43-8 |
| 2015 | Gary Kubiak | Carolina | W, 24-10 |

HOME SELLOUT STREAK

Denver owns the NFL record sellout streak (423 games) for a single city. The streak, which includes 401 regular-season games and 22 playoff contests, began in Week 1 of the 1970 season.

LONGEST CURRENT HOME SELLOUT STREAKS IN A SINGLE CITY (INCLUDES POSTSEASON)

| Team | Date Started (Opponent) | Streak |
|------------------|----------------------------------------|------------|
| 1. Denver | Sept. 27, 1970 (vs. Pittsburgh) | 423 |
| 2. Pittsburgh | Sept. 17, 1972 (vs. Oakland) | 415 |
| 3. N.Y. Giants | Sept. 15, 1974 (vs. Washington) | 380 |
| 4. Green Bay | Oct. 2, 1960 (vs. Detroit) | 378* |

*Does not include 107 home games played in Milwaukee between 1960-94
#Note excludes games played without fans due to COVID-19. Games with sold-out limited capacity are included. The Broncos sold out all eight regular-season home games prior to the season as well as each of the games played with limited fan capacity (approx. 5,700 seats in Home Games 2-5).

DENVER OWNS MOST AFC WEST CROWNS

Denver has won 15 AFC West titles to represent the most among division members.

MOST AFC WEST DIVISION TITLES

| Team | No. |
|-------------------------|-----------|
| 1. Denver | 15 |
| 2. Oakland / Las Vegas | 12 |
| 3. Kansas City | 11 |
| 4. S.D. / L.A. Chargers | 10 |
| 5. Seattle | 2 |

BRONCOS HELD TRAINING CAMP AT FACILITY FOR 19TH CONSECUTIVE YEAR

For the 19th consecutive year, the Broncos held training camp at their practice facility, the UHealth Training Center, in Englewood, Colo.

BRONCOS ALL-TIME TRAINING CAMP SITES

| Years | Site | Location |
|------------|---------------------------------|---------------------|
| 1960-61 | Colorado School of Mines | Golden, Colo. |
| 1962-64 | Colorado State University | Fort Collins, Colo. |
| 1965-66 | Colorado School of Mines | Golden, Colo. |
| 1967-71 | Broncos headquarters | Adams County, Colo. |
| 1972-75 | California Poly-Pomona | Pomona, Calif. |
| 1976-81 | Colorado State University | Fort Collins, Colo. |
| 1982-2002 | University of Northern Colorado | Greeley, Colo. |
| 2003-pres. | UHealth Training Center | Englewood, Colo. |

2021 BRONCOS ROOKIE DRAFT CLASS

The Broncos' first draft under General Manager George Paton saw Denver make a total of 10 selections, seven of which were used on defensive players. The Broncos' selection of CB Pat Surtain II with the ninth overall pick in the 2021 Draft marked the second consecutive year Denver drafted a University of Alabama product with its top pick, following WR Jerry Jeudy's selection (15th overall) in 2020.

DENVER'S 2021 DRAFT CLASS

| Player | Pos. | Rd. (Ovr.) | School |
|-------------------|------|------------|----------------------|
| Pat Surtain II* | CB | 1 (9) | Alabama |
| Javonte Williams* | RB | 2 (35) | North Carolina |
| Quinn Meinerz* | C | 3 (98) | Wisconsin-Whitewater |
| Baron Browning* | LB | 3 (105) | Ohio State |
| Caden Sterns* | S | 5 (152) | Texas |
| Jamar Johnson* | S | 5 (164) | Indiana |
| Seth Williams | WR | 6 (219) | Auburn |
| Kary Vincent Jr.* | CB | 7 (237) | LSU |
| Jonathan Cooper* | OLB | 7 (239) | Ohio State |
| Marquiss Spencer | DE | 7 (253) | Mississippi State |

* - Made the initial 53-man roster out of training camp

ANDRE MINTZE ADDS TO BRONCOS

COLLEGE FREE AGENT HISTORY IN 2021

In 17 of the last 18 years, at least one rookie college free agent made the Broncos' active roster out of training camp for the first week of the regular season.

In 2021, outside linebacker Andre Mintze made Denver's Week 1 roster to give the Broncos 25 such players since 1997.

Among Denver's key CFA signings are three-time Pro Bowl cornerback Chris Harris Jr. (2011) from the University of Kansas, inside linebacker Alexander Johnson (2018) from the University of Tennessee and outside linebacker Malik Reed (2019) from the University of Nevada.

COLLEGE FREE AGENTS TO MAKE DENVER'S 53-MAN ROSTER OUT OF TRAINING CAMP, SINCE 1997

| Year | Player | College |
|-------------|-------------------------|-------------------|
| 1997 | DT David Richie | Washington |
| 1998 | DE Cyron Brown | Western Illinois |
| 2002 | CB Lenny Walls | Boston College |
| 2004 | CB Roc Alexander | Washington |
| 2005 | TE Wesley Duke | Mercer |
| 2006 | RB Mike Bell | Arizona |
| 2007 | RB Selvin Young | Texas |
| 2008 | P Brett Kern | Toledo |
| 2008 | T Tyler Polumbus | Colorado |
| 2008 | ILB Wesley Woodyard | Kentucky |
| 2009 | DL Chris Baker | Hampton |
| 2010 | CB Cassius Vaughn | Mississippi |
| 2011 | CB Chris Harris | Kansas |
| 2012 | LS Aaron Brewer | San Diego State |
| 2012 | LB Steven Johnson | Kansas |
| 2013 | RB C.J. Anderson | California |
| 2014 | WR Isaiah Burse | Fresno State |
| 2014 | RB Juwan Thompson | Duke |
| 2016 | NT Kyle Peko | Oregon State |
| 2017 | S Jamal Carter | Miami |
| 2018 | ILB Alexander Johnson | Tennessee |
| 2018 | RB Phillip Lindsay | Colorado |
| 2019 | OLB Malik Reed | Nevada |
| 2020 | CB Essang Bassey | Wake Forest |
| 2021 | OLB Andre Mintze | Vanderbilt |



NINE BRONCOS MAKE NFL DEBUTS IN 2021 OPENER

Nine Broncos, including seven rookies, made their NFL debuts in Denver's season-opening 27-13 win at the N.Y. Giants.

Among the nine players making their NFL debuts were five players—ILB Baron Browning, OLB Jonathon Cooper, S Caden Sterns, CB Pat Surtain II and RB Javonte Williams—selected by Denver in the 2021 NFL Draft.

BRONCOS TO MAKE NFL DEBUTS AGAINST THE N.Y. GIANTS

| Player | Pos. | Exp. |
|------------------|------|------|
| Baron Browning | ILB | R |
| Jonathon Cooper | OLB | R |
| Damarea Crockett | RB | 1 |
| Jonas Griffith | ILB | 1 |
| Andre Mintze | OLB | R |
| Caden Sterns | S | R |
| Justin Strnad | ILB | 2 |
| Pat Surtain II | CB | R |
| Javonte Williams | RB | R |

BRONCOS RANK T-3rd IN FOURTH-DOWN CONVERSIONS

In Denver's Week 13 game at Kansas City, the Broncos converted three fourth-down attempts, which tied their season high. The Broncos have now converted three fourth-down attempts on three occasions this season, joining the 1996 Chicago Bears (3) and 2018 Philadelphia Eagles (3) as the only teams in the NFL since at least 1991 to accomplish that feat.

Overall in 2021, Denver has converted 15-of-23 (62.5%) fourth-down attempts. The 15 conversions are tied for the second-most in team history for a single season and are tied for third in 2021.

MOST FOURTH-DOWN CONVERSIONS IN A SINGLE GAME, BRONCOS HISTORY

| Date | Opponent | Result | Conv. | Att. | Pct. |
|-------------------|----------------|-----------------|----------|----------|--------------|
| 12/9/2018 | at S.F. | L, 14-20 | 5 | 7 | 71.4 |
| 11/17/2019 | at Min. | L, 23-27 | 4 | 4 | 100.0 |
| 10/9/2016 | vs. Atl. | L, 16-23 | 4 | 4 | 100.0 |
| 12/5/2021 | at K.C. | L, 22-9 | 3 | 6 | 50.0 |
| 10/10/2021 | at Pit. | L, 27-19 | 3 | 4 | 75.0 |
| 9/12/2021 | at NYG | W, 27-13 | 3 | 3 | 100.0 |
| 9/15/2019 | vs. Chi. | L, 14-16 | 3 | 3 | 100.0 |
| 12/8/2013 | vs. Ten. | W, 51-28 | 3 | 3 | 100.0 |
| 12/23/2000 | vs. S.F. | W, 38-9 | 3 | 3 | 100.0 |
| 11/9/1997 | vs. Car. | W, 34-0 | 3 | 5 | 60.0 |

MOST FOURTH-DOWN CONVERSIONS IN A SINGLE SEASON, BRONCOS HISTORY

| Year | Conv. | Att. | Pct. |
|-------------|-----------|-----------|-------------|
| 2002 | 16 | 23 | 69.6 |
| 2021 | 15 | 24 | 62.5 |
| 2018 | 15 | 25 | 60.0 |
| 2005 | 14 | 19 | 73.7 |
| 2019 | 11 | 16 | 68.8 |

BRONCOS BIG ON THIRD DOWN VS. CHARGERS

The Broncos converted 8-of-11 third-down attempts against the Chargers. The 72.7 conversion percentage represents the team's best third-down percentage in a single game since at least 1991 when the statistic was first tracked.

BEST THIRD-DOWN %, SINGLE GAME, BRONCOS HISTORY (SINCE 1991)

| Opp. (Date) | Conv. | Att. | Pct. |
|------------------------------|----------|-----------|-------------|
| 1. vs. LAC (11/28/21) | 8 | 11 | 72.7 |
| 2. vs. Ind. (10/3/93) | 10 | 14 | 71.4 |
| 3. vs. Pit. (10/21/07) | 7 | 10 | 70.0 |
| vs. Sea. (9/19/10) | 14 | 20 | 70.0 |
| 5. at Ind. (12/21/03) | 9 | 13 | 69.2 |
| vs. Mia. (11/23/14) | 9 | 13 | 69.2 |
| at Dal. (10/6/13) | 9 | 13 | 69.2 |

BRIDGEWATER JOINS ELITE QB COMPANY

Broncos QB Teddy Bridgewater completed 26-of-34 passes (76.5%) for 328 yards with two touchdowns (125.6 rtg.) in Denver's 23-13 win at Jacksonville. Combined with his Week 1 performance at the N.Y. Giants, Bridgewater became the fourth player in NFL history to open a season with two touchdown passes, no interceptions and a 75.0% completion percentage (min. 12 attempts) in each of his first two games of a season. Bridgewater joins Drew Brees (2018), Aaron Rodgers (2015) and Jeff George (1994) with this distinction.



QBs TO OPEN SEASON WITH 2 TDs, 0 INTs, 75% COMP. PCT. IN FIRST 2 GAMES

| Player, Tm. | Season | Att. | Cmp. | Comp. % | Yds. | TD | INT | Rtg. |
|--------------------------------|-------------|-----------|-----------|-------------|------------|----------|----------|--------------|
| Teddy Bridgewater, Den. | 2021 | 74 | 50 | 77.1 | 592 | 4 | 0 | 120.7 |
| Drew Brees, N.O. | 2018 | 80 | 65 | 81.3 | 682 | 5 | 0 | 123.0 |
| Aaron Rodgers, G.B. | 2015 | 56 | 43 | 76.8 | 438 | 5 | 0 | 128.2 |
| Jeff George, Atl. | 1994 | 75 | 58 | 77.3 | 568 | 6 | 0 | 124.7 |

BRIDGEWATER ONE OF LEAGUE'S MOST EFFICIENT PASSERS

The Broncos acquired quarterback Teddy Bridgewater from Carolina on April 28, 2021 in exchange for a sixth-round selection (No. 191) in the 2021 NFL Draft.

Playing his eighth NFL season in 2021, Bridgewater ranks tied for sixth in completion percentage (66.5%) among active quarterbacks with at least 1,000 passing attempts since 2014.

HIGHEST COMPLETION PERCENTAGE BY A QB, MIN. 1,000 ATT., 2014-PRESENT

| Player | Team | Pct. |
|--------------------------|----------------------------|-------------|
| Deshaun Watson | Hou. | 67.8 |
| Jimmy Garoppolo | N.E./S.F. | 67.6 |
| Kirk Cousins | Was./Min. | 67.5 |
| Matt Ryan | Atl. | 66.9 |
| Justin Herbert | LAC | 66.8 |
| Kyler Murray | Ari. | 66.7 |
| Teddy Bridgewater | Min./N.O./Car./Den. | 66.5 |
| Dak Prescott | Dal. | 66.5 |

Bridgewater completed at least 75% of his passes in his first three games of the season, joining Peyton Manning (2013) as the only quarterbacks in Broncos history to accomplish the feat in three consecutive games. He also became the first Broncos quarterback to record three consecutive games with a 100.0+ passer rating since Manning in Weeks 6-8 of the 2014 season.



BRIDGEWATER WINS FIRST START AS A BRONCO

In his first regular season game with the Broncos, quarterback Teddy Bridgewater completed 26-of-38 passes (77.8%) for 264 yards with two touchdowns (115.7 rtg.).

Bridgewater's 77.8 completion percentage ranked first among all AFC players in Week 1 and represented the highest mark in team history among the 53 quarterbacks to make their debut for the club. His 95.7 QBR led all NFL players in Week 1 and represents the highest mark of his career.



BRONCOS QBs MAKING THEIR FIRST START WITH THE TEAM, SINCE 1999

| Player | Opp. (Date) | Res. | Att. | Cmp. | Yds. | TD | INT | Rtg. |
|--------------------------|-------------------------|----------|-----------|-----------|------------|----------|----------|--------------|
| Brian Griese | vs. Mia. (9/13/99) | L | 40 | 24 | 270 | 3 | 0 | 105.2 |
| Chris Miller | at S.D. (11/7/99) | W | 24 | 14 | 166 | 0 | 0 | 79.5 |
| Gus Frerotte | vs. K.C. (9/24/00) | L | 31 | 18 | 208 | 0 | 1 | 65.0 |
| Steve Beuerlein | vs. Ind. (11/24/02) | L | 24 | 15 | 185 | 1 | 2 | 65.5 |
| Jake Plummer | at Cin. (9/7/03) | W | 25 | 12 | 115 | 0 | 3 | 21.7 |
| Danny Kanell | at Bal. (10/26/03) | L | 31 | 16 | 114 | 0 | 2 | 33.5 |
| Jarious Jackson | at G.B. (12/28/03) | L | 9 | 4 | 41 | 0 | 1 | 18.5 |
| Jay Cutler | vs. Sea. (12/3/06) | L | 21 | 10 | 143 | 2 | 2 | 62.3 |
| Kyle Orton | at Cin. (9/13/09) | W | 28 | 17 | 243 | 1 | 0 | 100.7 |
| Chris Simms | vs. S.D. (11/22/09) | L | 4 | 2 | 10 | 0 | 0 | 56.3 |
| Tim Tebow | at Oak. (12/19/10) | L | 16 | 8 | 138 | 1 | 0 | 100.5 |
| Peyton Manning | vs. Pit. (9/9/12) | W | 26 | 19 | 253 | 2 | 0 | 129.2 |
| Brock Osweiler | at Chi. (11/22/15) | W | 27 | 20 | 250 | 2 | 0 | 127.1 |
| Trevor Siemian | vs. Car. (9/8/16) | W | 26 | 18 | 179 | 1 | 2 | 69.1 |
| Paxton Lynch | vs. Atl. (10/9/16) | L | 35 | 23 | 223 | 1 | 1 | 81.0 |
| Case Keenum | vs. Sea. (9/9/18) | W | 39 | 25 | 329 | 3 | 3 | 84.2 |
| Joe Flacco | at Oak. (9/9/19) | L | 31 | 21 | 268 | 1 | 0 | 105.3 |
| Brandon Allen | vs. Cle. (11/3/19) | W | 20 | 12 | 193 | 2 | 0 | 125.6 |
| Drew Lock | vs. LAC (12/1/19) | W | 28 | 18 | 134 | 2 | 1 | 84.5 |
| Jeff Driskel | vs. T.B. (9/27/20) | L | 30 | 17 | 176 | 1 | 1 | 71.0 |
| Brett Rypien | at NYJ (10/1/20) | W | 31 | 19 | 242 | 2 | 3 | 67.6 |
| Teddy Bridgewater | at NYG (9/12/21) | W | 38 | 26 | 264 | 2 | 0 | 115.7 |

BRIDGEWATER ECLIPSES 3,000 PASSING YARDS

Before leaving the Broncos' Week 15 matchup against Cincinnati due to injury, quarterback Teddy Bridgewater completed 12-of-22 passes for 98 yards, surpassing the 3,000-yard plateau for the season.

A Broncos quarterback has now passed for 3,000 yards in a single season 28 times, and Bridgewater, who has 3,052 passing yards this season, became the 11th different Broncos QB to accomplish the feat.

BRONCOS QBs w/ 3,000 PASSING YARDS,

SINGLE SEASON, TEAM HISTORY

| Player | # of seasons w/ 3,000 yds. | Years |
|--------------------------|----------------------------|-----------------|
| John Elway | 12 | 1985-91, '93-97 |
| Peyton Manning | 3 | 2012-14 |
| Kyle Orton | 2 | 2009-10 |
| Jay Cutler | 2 | 2007-08 |
| Jake Plummer | 2 | 2004-05 |
| Brian Griese | 2 | 1999, 2002 |
| Teddy Bridgewater | 1 | 2021 |
| Case Keenum | 1 | 2018 |
| Trevor Siemian | 1 | 2016 |
| Craig Morton | 1 | 1981 |
| Frank Tripucka | 1 | 1960 |

GORDON III & WILLIAMS EACH WITH 700 RUSHING YARDS



Broncos running backs Melvin Gordon III and Javonte Williams have combined for 1,592 rushing yards and 11 scores on 358 carries (4.4 avg.) through the first 15 games of the 2021 season.

Williams (827) and Gordon (765) are just the fourth pair of Broncos teammates to each rush for 700 yards or more in the same season.

BRONCOS RB DUOS WITH 700+ RUSHING YARDS APIECE IN SAME SEASON

| Name (Yds.) | Year |
|---------------------------------------------------------|-------------|
| Joe Dawkins (706) / Floyd Little (979) | 1973 |
| Mike Anderson (1,014) / Tatum Bell (921) | 2005 |
| Ronnie Hillman (863) / CJ Anderson (720) | 2015 |
| Melvin Gordon III (716) / Javonte Williams (743) | 2021 |

BRONCOS RUNNING BACK DUO MAKES HISTORY

The Broncos running back duo of Melvin Gordon III and Javonte Williams combined for 194 scrimmage yards and four touchdowns in the team's Week 14 matchup versus Detroit. Gordon and Williams, who had two touchdowns apiece, became just the third running back duo in Broncos history—and the first in nearly 60 years—to have multiple touchdowns each in the same game.



Gordon rushed for 111 yards on 24 carries (4.6 avg.) with two touchdowns. Williams totaled 73 yards rushing on 15 carries (4.9 avg.) with one touchdown and added a 10-yard touchdown reception.

GAMES WITH MULTIPLE RUNNING BACKS SCORING MULTIPLE TDs,

BRONCOS HISTORY

| Opponent (Date) | Players (TDs) |
|-------------------------------|----------------------------------------------------|
| at N.Y. Titans (9/24/61) | Fred Bukaty (2), Donnie Stone (2) |
| vs. Oakland (10/5/62) | Gene Mingo (2), Al Frazier (2) |
| vs. Detroit (12/12/21) | Melvin Gordon III (2), Javonte Williams (2) |

GORDON III SURPASSES 8,000 SCRIMMAGE YARDS VS. LAC

Since running back Melvin Gordon III signed with the Broncos prior to the 2020 season, he has accumulated 2,087 scrimmage yards (1,751 rush / 336 rec.) to go along with 19 touchdowns (16 rush / 3 rec.).

Gordon led the team with 83 rushing yards on 17 carries (4.9 avg.) and added a five-yard reception against his former team. His 88 total yards put him over 8,000 scrimmage yards for his career, ranking second among NFL running backs since he entered the league in 2015.

YARDS FROM SCRIMMAGE, NFL RUNNING BACKS, SINCE 2015

| Player (Tm.) | Rushing | Receiving | Total |
|----------------------------------------|--------------|--------------|--------------|
| 1. Ezekiel Elliott (Dal.) | 7,283 | 2,227 | 9,510 |
| 2. Melvin Gordon III (LAC/Den.) | 5,991 | 2,209 | 8,200 |
| 3. Derrick Henry (Ten.) | 6,797 | 846 | 7,643 |
| 4. Mark Ingram (N.O/Bal./Hou.) | 5,435 | 1,769 | 7,204 |
| 5. Alvin Kamara (N.O.) | 4,008 | 3,172 | 7,180 |



GORDON III REACHES 5,000 CAREER RUSHING YARDS

Running back Melvin Gordon III eclipsed 5,000 rushing yards for his career against Buffalo in Week 15 of 2020. He is one of four active rushers with at least 5,000 career rushing yards and one of two active running backs (Ezekiel Elliott, Dal.) to also have 2,000 career receiving yards since 2015.

ACTIVE NFL RUNNING BACKS WITH 5,000 RUSHING YDS. & 2,000 RECEIVING YDS., CAREER, SINCE 2015

| Player (Tm.) | Rushing | Receiving | Total |
|---------------------------------|---------|-----------|-------|
| 1. Ezekiel Elliott (Dal.) | 7,283 | 2,227 | 9,510 |
| 2. Melvin Gordon III (LAC/Den.) | 5,991 | 2,209 | 8,200 |

GORDON III TOPS 100 RUSHING YARDS AGAINST DETROIT



Running back Melvin Gordon III posted his 13th career 100-yard rushing game in Week 14 versus Detroit, recording season highs in rushes (24), yards (111) and rushing touchdowns (2). Gordon's performance against the Lions marks the fourth time he's rushed for over 100 yards in a home contest in his career and the 11th time he's tallied two or more rushing scores in a single game.

Under Head Coach Vic Fangio, the Broncos are 7-2 in games in which a running back has rushed for at least 100 yards since the start of 2019.

BRONCOS 100-YARD RUSHERS SINCE 2019

| Player | Opp. (date) | No. | Yds. | Avg. | LG | TD |
|----------------------|----------------------------|-----------|------------|------------|------------|----------|
| Phillip Lindsay | at LAC (10/16/19) | 15 | 114 | 7.6 | 32 | 1 |
| Phillip Lindsay | vs. Det. (12/22/19) | 19 | 109 | 5.7 | 27t | 1 |
| Melvin Gordon | at NYJ (10/1/20) | 23 | 107 | 4.7 | 43t | 2 |
| Phillip Lindsay | at N.E. (10/18/20) | 23 | 101 | 4.4 | 20 | 0 |
| Melvin Gordon | at K.C. (12/6/20) | 15 | 131 | 8.7 | 65 | 0 |
| Melvin Gordon | at NYG (9/12/21) | 11 | 101 | 9.2 | 70t | 1 |
| Javonte Williams | at Dal. (11/7/21) | 17 | 111 | 6.5 | 30 | 0 |
| Javonte Williams | at K.C. (12/5/21) | 23 | 102 | 4.4 | 14 | 0 |
| Melvin Gordon | vs. Det. (12/12/21) | 24 | 111 | 4.6 | 16 | 2 |

GORDON III BECOMES FIRST BRONCO SINCE 2017 WITH RUSHING & RECEIVING TD IN SAME GAME

Running back Melvin Gordon III scored a pair of touchdowns—one rushing and one receiving—in Week 8 versus Washington to go along with 62 total yards of offense (47 rushing & 15 receiving). Gordon rushed for a touchdown and caught a touchdown in the same game for the fourth time in his career, and became the first Bronco to accomplish the feat since C.J. Anderson on Sept. 17, 2017 versus Dallas.

BRONCOS WITH RUSHING TD & RECEIVING TD IN SAME GAME, SINCE 2000

| Player | Date | Opp. | Rush | Yds. | TD | Rec. | Yds. | TD |
|--------------------------|-------------------|-------------|-----------|-----------|----------|----------|-----------|----------|
| Melvin Gordon III | 10/31/2021 | Was. | 10 | 47 | 1 | 3 | 15 | 1 |
| C.J. Anderson | 9/17/2017 | Dal. | 25 | 118 | 1 | 3 | 36 | 1 |
| Devontae Booker | 1/1/2017 | Oak. | 14 | 57 | 1 | 2 | 52 | 1 |
| C.J. Anderson | 9/8/2016 | Car. | 20 | 92 | 1 | 4 | 47 | 1 |
| Ronnie Hillman | 11/2/2014 | at N.E. | 10 | 16 | 1 | 7 | 47 | 1 |
| Correll Buckhalter | 12/26/2010 | Hou. | 11 | 42 | 1 | 3 | 50 | 1 |
| Mike Anderson | 12/4/2005 | K.C. | 13 | 37 | 1 | 1 | 66 | 1 |

WILLIAMS ONE OF LEAGUE'S TOP ROOKIE RUSHERS

Rookie running back Javonte Williams scored the first touchdown of his NFL career on a 1-yard touchdown run versus the N.Y. Jets in Week 3. He became the first Broncos rookie to rush for a touchdown since Phillip Lindsay on Dec. 9, 2018 at San Francisco, and the first to do so within his first three career games since Royce Freeman in 2018.



Williams ranks among the league's rookie leaders in yards per attempt (4.7–1st, min. 75 att.), rushing yards (827–2nd), attempts (177–2nd) and rushing touchdowns (4–T-3rd).

MOST RUSHING YARDS BY NFL ROOKIE, 2021

| Rk. | Player | Tm. | Drft. | Rd. | Yds. | G/GS | Att. | Y/A | TD |
|-----|-------------------------|-------------|-------|----------|------------|-------------|------------|------------|----------|
| 1. | Najee Harris | Pit. | | 1 | 984 | 15/15 | 268 | 3.7 | 6 |
| 2. | Javonte Williams | Den. | | 2 | 827 | 15/1 | 177 | 4.7 | 4 |
| 3. | Elijah Mitchell | S.F. | | 6 | 759 | 9/8 | 165 | 4.6 | 5 |
| 4. | Michael Carter | NYJ | | 4 | 566 | 12/9 | 135 | 4.2 | 4 |
| 5. | Chuba Hubbard | Car. | | 4 | 509 | 15/8 | 146 | 3.5 | 4 |

Williams logged his second career 100-yard rushing game in Denver's Week 13 matchup at Kansas City. Williams, who finished the game with 102 rushing yards on 23 attempts (4.4 avg.), collected the team's sixth 100-yard rushing effort by a rookie since 2009.

100-YARD RUSHING GAMES BY A BRONCOS ROOKIE, SINCE 2009

| Player | Date | Opp | Att. | Yds. | Y/A | TD |
|-------------------------|------------------|----------------|-----------|------------|------------|----------|
| Javonte Williams | 12/5/2021 | at K.C. | 23 | 102 | 4.4 | 0 |
| Javonte Williams | 11/7/2021 | at Dal. | 17 | 111 | 6.5 | 0 |
| Phillip Lindsay | 12/2/2018 | at Cin. | 19 | 157 | 8.3 | 2 |
| Phillip Lindsay | 11/25/2018 | Pit. | 14 | 110 | 7.9 | 1 |
| Phillip Lindsay | 9/16/2018 | Oak. | 14 | 107 | 7.6 | 0 |
| Montee Ball | 12/1/2013 | K.C. | 13 | 117 | 9.0 | 0 |

WILLIAMS TOPS 1,000 YARDS FROM SCRIMMAGE



Broncos running back Javonte Williams totaled 73 rushing yards and 10 receiving yards in the team's Week 14 contest against Detroit to eclipse 1,000 scrimmage yards on the season. He is the ninth Broncos rookie to reach 1,000 scrimmage yards and the first since running back Phillip Lindsay in 2018.

Williams' 1,123 scrimmage yards currently ranks eighth in team annals. He needs 38 scrimmage yards to surpass running back Knowshon Moreno for seventh all time.

MOST SCRIMMAGE YARDS BY A BRONCOS ROOKIE

| | Player | Pos. | Year | Yards |
|----|-------------------------|-----------|-------------|--------------|
| 1. | Clinton Portis | RB | 2002 | 1,872 |
| 2. | Mike Anderson | RB | 2000 | 1,656 |
| 3. | Terrell Davis | RB | 1995 | 1,484 |
| 4. | Olandis Gary | RB | 1999 | 1,318 |
| 5. | Bobby Humphrey | RB | 1989 | 1,307 |
| 6. | Phillip Lindsay | RB | 2018 | 1,278 |
| 7. | Knowshon Moreno | RB | 2009 | 1,160 |
| 8. | Javonte Williams | RB | 2021 | 1,123 |
| 9. | Eddie Royal | WR | 2008 | 1,089 |



WILLIAMS HAS CAREER DAY IN FIRST START

Broncos rookie running back Javonte Williams made his first career start against Kansas City in Week 13 and led the team with 102 rushing yards on 23 carries (4.4 avg.) in addition to collecting six receptions for 76 yards (12.7 avg.) with one touchdown.

Williams' 178 total yards were a career high and his performance represented the third time in the last four games he has topped 100 yards from scrimmage. His 178 yards are also the most by a rookie running back this season (3rd most among all rookies) and the most by a Broncos rookie since running back Clinton Portis in 2002 (246 yds. vs. Ar., 12/29/02).



MOST SCRIMMAGE YARDS BY A ROOKIE IN A SINGLE GAME, NFL, 2021

| Player | Pos. | Opp. (Date) | Rush | Rec. | Total |
|----------------------------------|-----------|--------------------------|------------|-----------|------------|
| 1. Ja'Marr Chase, Cin. | WR | at Bal. (10/24/21) | 0 | 201 | 201 |
| 2. Kadarius Toney, NYG | WR | at Dal. (10/10/21) | 7 | 189 | 189 |
| 3. Javonte Williams, Den. | RB | at K.C. (12/5/21) | 102 | 76 | 178 |
| 4. Michael Carter, NYJ | RB | vs. Cin. (10/31/21) | 77 | 95 | 172 |
| 5. Elijah Mitchell, S.F. | RB | vs. Min. (11/28/21) | 133 | 35 | 168 |

SUTTON POSTS CAREER DAY AT JACKSONVILLE



Broncos wide receiver Courtland Sutton, playing in his just second game following a season-ending knee injury that limited him to one game in 2020, set new career marks in both receptions (9) and receiving yards (159) at Jacksonville in Week 2. His 159 receiving yards were the most by a Bronco since WR Emmanuel Sanders recorded 162 yards versus Kansas City on Nov. 27, 2016. Sutton hauled in a 55-yard pass from QB Teddy Bridgewater in the third quarter that marked the second-longest reception of his four-year career.

COURTLAND SUTTON'S MOST REC. YARDS IN A GAME, CAREER

| Date | Opponent | Tgt. | Rec. | Yds. | Avg. | Lg. |
|------------------|----------------|-----------|----------|------------|-------------|-----------|
| 9/19/2021 | at Jac. | 12 | 9 | 159 | 17.7 | 55 |
| 10/10/2021 | at Pit. | 11 | 7 | 120 | 17.1 | 39t |
| 9/9/2019 | at Oak. | 8 | 7 | 120 | 17.1 | 30 |
| 11/17/2019 | at Min. | 9 | 5 | 113 | 22.6 | 48 |
| 10/17/2021 | L.V. | 14 | 8 | 94 | 11.8 | 18 |
| 10/6/2019 | at LAC | 7 | 4 | 92 | 23.0 | 70t |

COURTLAND SUTTON'S LONGEST CAREER RECEPTIONS

| Date | Opponent | Play |
|------------------|----------------|-----------------------------------------------|
| 10/6/2019 | at LAC | 70-yard TD rec. from QB Joe Flacco |
| 9/19/2021 | at Jac. | 55-yard rec. from QB Teddy Bridgewater |
| 9/22/2019 | at G.B. | 52-yard rec. from QB Joe Flacco |
| 11/17/2019 | at Min. | 48-yard rec. from QB Brandon Allen |
| 9/20/2020 | at Pit. | 45-yard rec. from QB Jeff Driskel |

SUTTON THIRD-FASTEST BRONCO TO 2,500 CAREER YARDS



Broncos wide receiver Courtland Sutton surpassed 2,500 receiving yards in Week 12 vs. LAC. He recorded two receptions for 17 yards (8.5 avg.) and eclipsed the 2,500-yard mark with a five-yard catch in the first quarter.

Sutton—who accomplished the feat in 44 career games—became the third fastest Bronco to eclipse the 2,500-yard career receiving mark.

FEWEST GAMES TO 2,500 CAREER REC. YDS., BRONCOS HISTORY

| Player | Games |
|----------------------------|-----------|
| 1. Demaryius Thomas | 40 |
| 2. Brandon Marshall | 41 |
| 3. Courtland Sutton | 44 |
| 4. Vance Johnson | 51 |
| 5. Eric Decker | 55 |
| Rod Smith | 55 |

JEUDY ONE OF LEAGUE'S TOP ROOKIES IN 2020

Wide receiver Jerry Jeudy finished his initial NFL season with 52 catches for 856 yards (16.5 avg.) with three touchdowns.

His 856 receiving yards ranked fifth in the NFL among first-year pass catchers in 2020.

NFL ROOKIE RECEIVING YARDS LEADERS, 2020

| Player (Tm.) | Rec. | Yds. | Avg. | TDs |
|------------------------------|-----------|------------|-------------|----------|
| 1. Justin Jefferson (Min.) | 88 | 1,400 | 15.9 | 7 |
| 2. CeeDee Lamb (Dal.) | 74 | 935 | 12.6 | 5 |
| 3. Tee Higgins (Cin.) | 67 | 908 | 13.6 | 6 |
| 4. Chase Claypool (Pit.) | 62 | 873 | 14.1 | 9 |
| 5. Jerry Jeudy (Den.) | 52 | 856 | 16.5 | 3 |

JEUDY RECORDS FIRST TWO CAREER 100-YARD GAMES



Jerry Jeudy recorded a pair of 100-yard games during his rookie season. He notched a career-high 140 yards on five receptions (28.0 avg.) with a 92-yard score against Las Vegas in Week 17, while leading the team with a career-best seven receptions for 125 yards (17.9 avg.) with one touchdown against Atlanta in Week 9.

MOST SINGLE-GAME RECEIVING YARDS BY A BRONCOS ROOKIE

| Player | Opp. (Date) | Yds. |
|-----------------------|-------------------------------|------------|
| 1. Eddie Royal | at Cleveland (11/6/08) | 164 |
| 2. Rick Upchurch | vs. Kansas City (9/21/75) | 153 |
| 3. Jerry Tarr | at Boston (9/21/62) | 152 |
| 4. Eddie Royal | at Oakland (9/8/08) | 146 |
| 5. Jerry Jeudy | vs. Las Vegas (1/3/21) | 140 |



PATRICK A TOUCHDOWN TARGET

Eleven of wide receiver Tim Patrick's 12 career touchdown receptions have come since the start of the 2020 season. Patrick's 11 touchdown receptions over the last two seasons are the most by a Bronco and the third most by any undrafted player over that span.

MOST REC. TOUCHDOWNS SINCE 2020, BRONCOS

| Rk. | Player | Gms. | Rec. | Yds. | TD |
|-----|--------------|------|------|-------|----|
| 1. | Tim Patrick | 30 | 98 | 1,381 | 11 |
| 2. | Noah Fant | 29 | 123 | 1,235 | 6 |
| 3. | Five players | — | — | — | 3 |

MOST REC. TOUCHDOWNS BY UNDRAFTED PLAYER SINCE 2020, NFL

| Rk. | Player | Gms. | Rec. | Yds. | TD |
|-----|----------------------|------|------|-------|----|
| 1. | Adam Thielen (Min.) | 28 | 141 | 1,651 | 24 |
| 2. | Robert Tonyan (G.B.) | 24 | 70 | 790 | 13 |
| 3. | Tim Patrick (Den.) | 30 | 98 | 1,381 | 11 |
| 4. | Austin Ekeler (LAC) | 24 | 116 | 961 | 9 |
| | Greg Ward (Phi.) | 31 | 57 | 477 | 9 |

PATRICK CATCHES LONGEST TD OF CAREER AT DALLAS

Broncos wide receiver Tim Patrick finished Week 9 at Dallas with four receptions for 85 yards (21.3 avg.) with one touchdown. Patrick caught a 44-yard touchdown pass from quarterback Teddy Bridgewater in the second quarter, which marked the longest touchdown catch of Patrick's four-year career and his second-longest reception of any kind.

TIM PATRICK'S LONGEST CAREER RECEPTIONS

| Date | Opp | Yds. | QB |
|------------|---------|------|----------------|
| 11/22/2020 | Mia. | 61 | D.Lock |
| 11/7/2021 | at Dal. | 44t | T. Bridgewater |
| 10/18/2020 | at N.E. | 41 | D.Lock |
| 11/22/2020 | Mia. | 41 | D.Lock |
| 10/1/2020 | at NYJ | 40 | B.Rypien |

FANT POSTS CAREER DAY VS. LAS VEGAS



Noah Fant finished Week 6 versus Las Vegas with season highs in targets (11), receptions (9) and receiving yards (97) while catching his career-high-tying third touchdown of the season. Fant's nine receptions represented a new single-game career high, and his 97 receiving yards are

the third-most in a single game in his three-year career.

NOAH FANT'S MOST SINGLE-GAME RECEPTIONS, CAREER

| Date | Opponent | Tgt. | Rec. | Yds. | Avg. | Lg. | TD |
|------------|----------|------|------|------|------|-----|----|
| 10/17/2021 | L.V. | 11 | 9 | 97 | 10.8 | 26 | 1 |
| 12/19/2020 | Buf. | 11 | 8 | 68 | 8.5 | 16 | 1 |
| 11/1/2020 | LAC | 9 | 7 | 47 | 6.7 | 12 | 0 |
| 12/27/2020 | at LAC | 9 | 6 | 65 | 10.8 | 19 | 0 |
| 9/12/2021 | at NYG | 8 | 6 | 62 | 10.3 | 25 | 0 |
| 10/3/2021 | Bal. | 10 | 6 | 46 | 7.7 | 14 | 1 |

NOAH FANT'S MOST SINGLE-GAME RECEIVING YARDS, CAREER

| Date | Opponent | Tgt. | Rec. | Yds. | Avg. | Lg. | TD |
|------------|----------|------|------|------|------|-----|----|
| 11/3/2019 | Cle. | 4 | 3 | 115 | 38.3 | 75t | 1 |
| 12/8/2019 | at Hou. | 4 | 4 | 113 | 28.3 | 48 | 1 |
| 10/17/2021 | L.V. | 11 | 9 | 97 | 10.8 | 26 | 1 |
| 9/14/2020 | Ten. | 6 | 5 | 81 | 16.2 | 31 | 1 |

DENVER POSTS 20TH SHUTOUT IN TEAM HISTORY WITH 26-0 WIN OVER N.Y. JETS IN WEEK 3

With Denver's 26-0 win in its home opener versus the N.Y. Jets, the Broncos shut out an opponent for the 20th time in team history and first since Oct. 19, 2019 against Tennessee. The Broncos' 26-point win tied for the seventh-highest margin in a shutout.

LARGEST SHUTOUTS, BRONCOS HISTORY

| Date | Score | |
|-------------|-------------------------|------------------------|
| 1. 12/16/89 | Denver 37, at Phoenix 0 | |
| 2. 11/9/97 | Denver 34, Carolina 0 | |
| | 11/1/87 | Denver 34, Detroit 0 |
| 4. 11/20/05 | Denver 27, N.Y. Jets 0 | |
| | 10/16/95 | Denver 27, Oakland 0 |
| | 10/24/71 | Denver 27, Cleveland 0 |
| 7. 9/26/21 | Denver 26, N.Y. Jets 0 | |
| | 10/3/76 | Denver 26, San Diego 0 |

BRONCOS 'D' BEST IN THE RED ZONE LAST THREE SEASONS

In Head Coach Vic Fangio's first two seasons (2019-20), the Broncos became the first team since red zone statistics began being tracked in 1995 to lead the league in red zone defense in consecutive seasons. Under Fangio the last three seasons, Denver has allowed a touchdown on only 64 of 141 opponent trips (45.4%) into the red zone.

After leading the league in red zone defense in 2019-20 (47-of-107 / 43.9%), the Broncos rank fourth in the NFL defensively in the red zone in 2021 (17-for-34 / 50.0%). Denver has allowed the fewest red zone trips (34) in the NFL this season.

NFL RED ZONE DEFENSE RANKINGS, 2019-21

| Team | RZ Trips | TD | TD% |
|----------------|----------|----|------|
| 1. Denver | 141 | 64 | 45.4 |
| 2. Pittsburgh | 146 | 76 | 52.0 |
| 3. N.Y. Giants | 176 | 94 | 53.4 |
| 4. Tampa Bay | 162 | 88 | 54.3 |
| 5. Baltimore | 132 | 72 | 54.5 |

REED RANKED THIRD AMONG ALL UNDRAFTEDS IN SACKS

Outside linebacker Malik Reed, who has 5.0 sacks (36.0 yds.) this season, ranks third among all undrafted players with 13.0 sacks since the start of the 2020 season.

NFL SACK LEADERS, UNDRAFTED PLAYERS, 2020-21

| Player | Team | Sacks | Sack Yds. | |
|--------------------|-----------------|-------------|-----------|----|
| 1. Shaquil Barrett | Tampa Bay | 18.0 | 115.5 | |
| 2. Denico Autry | Ind. / Ten. | 15.5 | 98 | |
| 3. Malik Reed | Denver | 13.0 | 97.5 | |
| 4. Romeo Okwara | Detroit | 11.0 | 85 | |
| 5. Mario Addison | Buffalo | 9.0 | 45 | |
| | Kerry Hyder Jr. | S.F. / Sea. | 9.0 | 49 |
| | Efe Obada | Car. / Buf. | 9.0 | 57 |



MALIK REED BECOMES THIRD BRONCO WITH TWO SACKS, FORCED FUMBLE AND PASS DEFENSED IN SAME GAME



Outside linebacker Malik Reed finished Week 8 versus Washington with three total tackles, one pass defended and two fourth-quarter sacks (19 yds.), including a strip-sack, to help seal Denver's 17-10 win. Reed joined Von Miller and Elvis Dumervil as the only Broncos with at least two sacks, one forced fumble and one pass defended in a single game.

BRONCOS BRONCOS WITH 2+ SACKS, 1 PASS DEFENSED & 1 FORCED FUMBLE IN A SINGLE GAME (since 1999)

| Player | Date | Opp | Sk. | TFL | QBH | PD | FF |
|----------------|------------|---------|-----|-----|-----|----|----|
| Malik Reed | 10/31/2021 | Was. | 2 | 1 | 2 | 1 | 1 |
| Von Miller | 9/18/2016 | Ind. | 3 | 1 | 4 | 1 | 1 |
| Elvis Dumervil | 10/15/2012 | at S.D. | 2 | 1 | 1 | 1 | 2 |
| Von Miller | 10/7/2012 | at N.E. | 2 | 5 | 2 | 1 | 1 |
| Elvis Dumervil | 9/20/2009 | Cle. | 4 | 4 | 4 | 1 | 1 |

COOPER BECOMES 5TH BRONCOS ROOKIE WITH 3 QB HITS IN A GAME SINCE 2006

Rookie outside linebacker Jonathon Cooper finished Denver's Week 7 game at Cleveland with five total tackles (2 solo) and three quarterback hits, making him just the fifth Broncos rookie with at least three quarterback hits in a single game since 2006—joining Bradley Chubb, Elvis Dumervil, Dre'Mont Jones and Von Miller. Cooper (7th round) is the only one of the five players drafted lower than the fourth round.

ROOKIES WITH 3+ QB HITS IN A SINGLE GAME, BRONCOS HISTORY (data since 2006)

| Player | Date | Opp | QBH | Tot. Tcls. |
|-----------------|------------|---------|-----|------------|
| Jonathon Cooper | 10/21/2021 | at Cle. | 3 | 5 |
| Dre'Mont Jones | 12/22/2019 | Det. | 3 | 5 |
| Bradley Chubb | 12/9/2018 | at S.F. | 3 | 4 |
| Bradley Chubb | 12/2/2018 | at Cin. | 3 | 3 |
| Bradley Chubb | 10/14/2018 | LAR | 3 | 5 |
| Von Miller | 11/17/2011 | NYJ | 4 | 9 |
| Von Miller | 11/13/2011 | at K.C. | 4 | 7 |
| Von Miller | 11/6/2011 | at Oak. | 6 | 5 |
| Von Miller | 10/23/2011 | at Mia. | 3 | 5 |
| Von Miller | 10/2/2011 | at G.B. | 3 | 4 |
| Elvis Dumervil | 10/22/2006 | at Cle. | 3 | 3 |

BROWNING LOGS 8 TOTAL TACKLES IN STARTING DEBUT

Rookie inside linebacker Baron Browning made his first career start in Week 8 versus Washington and led Denver with eight total tackles (5 solo). He also registered his first career tackle for loss.

Browning became just the fifth Broncos rookie since 2012 to post an eight-tackle game.

BRONCOS ROOKIES WITH 8+ TACKLES IN A SINGLE GAME, SINCE 2012

| Player | Date | Opp | Solo | Ast. | Comb. | TFL |
|-----------------|------------|---------|------|------|-------|-----|
| Baron Browning | 10/31/2021 | Was. | 5 | 3 | 8 | 1 |
| Josey Jewell | 9/23/2018 | at Bal. | 5 | 3 | 8 | 1 |
| Shaquil Barrett | 10/18/2015 | at Cle. | 6 | 3 | 9 | 3 |
| Todd Davis | 12/22/2014 | at Cin. | 4 | 4 | 8 | 1 |
| Bradley Roby | 12/7/2014 | Buf. | 9 | 0 | 9 | 1 |

SIMMONS GETS FIRST CAREER PRO BOWL NOD IN 2020

Safety Justin Simmons was selected to his first career Pro Bowl in 2020. Simmons registered 96 tackles (77 solo), a career-best five interceptions (90 yds.), nine passes defended and one fumble recovery in 2020.



Simmons was the only player in the league with more than 90 tackles and five interceptions in 2020.

Denver's Walter Payton Man of the Year nominee in each of the past three seasons, Simmons is just the fifth Broncos safety in team annals to be named both an All-Pro and Pro Bowler during his career.

BRONCOS SAFETIES NAMED A PRO BOWLER & ALL-PRO W/TEAM

| Player | Pro Bowls | All-Pro Honors | Years W/Denver |
|----------------|-----------|----------------|----------------|
| Steve Atwater | 8 | 3 | 1989-98 |
| Dennis Smith | 6 | 1 | 1981-94 |
| Billy Thompson | 3 | 1 | 1969-81 |
| Brian Dawkins | 2 | 1 | 2009-11 |
| Justin Simmons | 1 | 1 | 2016-pres. |

SIMMONS HAS FIFTH MOST INTs AMONG BRONCOS SAFETIES

Safety Justin Simmons recorded his 21st career interception in Week 14 against Detroit. He owns the fifth-most picks in Broncos' history among safeties since the AFL/NFL merger.

MOST CAREER INTERCEPTIONS BY A BRONCOS SAFETY, ALL-TIME

| Player | Years | INT |
|-------------------|------------|-----|
| 1. Tyrone Braxton | 1987-99 | 34 |
| 2. Mike Harden | 1980-88 | 33 |
| 3. Dennis Smith | 1981-94 | 30 |
| 4. Steve Atwater | 1989-98 | 24 |
| 5. Justin Simmons | 2016-pres. | 21 |

*since 1970 AFL/NFL merger

Simmons has multiple interceptions in each of his first six seasons, matching Steve Foley (1976-80) as the only Broncos safeties to achieve that feat since the 1970 AFL/NFL merger.

BRONCOS SAFETIES TO START CAREER WITH MULTIPLE INTERCEPTIONS IN EACH OF FIRST SIX SEASONS

| Player | Years |
|----------------|---------|
| Justin Simmons | 2016-21 |
| Steve Foley | 1976-81 |

*since 1970 AFL/NFL merger

SIMMONS ONE OF TWO ACTIVE DBs WITH 400 TACKLES & 20 INTs SINCE 2016

Safety Justin Simmons topped 400 career tackles in Week 6 against Las Vegas. Simmons, who has 20 career interceptions, is one of two active players with 400 total tackles and 20 interceptions since he entered the league in 2016.

ACTIVE PLAYERS w/ 400+ TACKLES & 20+ INTs, SINCE 2016

| Player (team) | Tcls. | INT-Yds. |
|-----------------------|-------|----------|
| Kevin Byard (Ten.) | 493 | 23-276 |
| Justin Simmons (Den.) | 446 | 21-352 |



SIMMONS WITH THIRD-MOST INTs IN FIRST SIX SEASONS

Safety Justin Simmons recorded a career-high five interceptions (90 yds.) in 2020 and has matched his career high with five in 2021. His 21 career interceptions rank third in Broncos history by a player through his first six seasons.

MOST INTERCEPTIONS BY A BRONCOS PLAYER THROUGH HIS FIRST SIX PROFESSIONAL SEASONS

| Player | Years | INT |
|--------------------------|----------------|-----------|
| 1. Goose Gonsoulin | 1960-65 | 43 |
| 2. Steve Foley | 1976-81 | 28 |
| 3. Justin Simmons | 2016-21 | 21 |
| 4. Mike Harden | 1980-85 | 19 |
| Bill Thompson | 1969-74 | 19 |
| 5. Tom Jackson | 1973-78 | 17 |

JACKSON ONE OF THREE ACTIVE DBs WITH 750 TACKLES, 20 INTs AND 100 PDs IN CAREER

Since entering the NFL in 2010, safety Kareem Jackson has totaled 796 tackles (635 solo), 20 interceptions (384 yds.) and 104 passes defended in his career.

He is one of three defensive players (Malcolm Jenkins, N.O., Devin McCourty, N.E.) since 2010 with regular-season career totals of 750+ tackles, 20+ interceptions and 100+ passes defended.



ACTIVE DBs w/ 750+ TACKLES, 20+ INTs & 100 PDs, SINCE 2010

| Player (team) | Tkls. | INT-Yds. | PDs |
|----------------------------------------|------------|---------------|------------|
| 1. Malcolm Jenkins (N.O. / Phi.) | 953 | 20-576 | 106 |
| 2. Devin McCourty (N.E.) | 863 | 31-515 | 102 |
| 3. Kareem Jackson (Hou. / Den.) | 796 | 20-384 | 104 |

STERNS ONE OF FIVE BRONCOS DEFENSIVE BACKS WITH INTERCEPTION & SACK IN ROOKIE SEASON

Broncos rookie safety Caden Sterns recorded the first two sacks of his career in Week 4 against Baltimore after recording his first career interception of Jets QB Zach Wilson in Week 3. He became the fifth rookie defensive back in team history with an interception and a sack in his rookie season. Sterns (fifth round, 152nd overall) was the lowest drafted of the five.



BRONCOS DEFENSIVE BACKS WITH AN INTERCEPTION & SACK IN ROOKIE SEASON

| Player | Year | Draft | GP | Sk. | Int. |
|---------------------|-------------|--------------|-----------|------------|----------|
| Caden Sterns | 2021 | 5-152 | 14 | 2.0 | 2 |
| Justin Simmons | 2016 | 3-98 | 13 | 1.0 | 2 |
| Bradley Roby | 2014 | 1-31 | 16 | 1.0 | 2 |
| Darrent Williams | 2005 | 2-56 | 12 | 1.0 | 2 |
| Randy Robbins | 1984 | 4-89 | 16 | 1.0 | 2 |

STERNS RECORDS NFL'S FIRST TWO-SACK GAME BY A ROOKIE DEFENSIVE BACK SINCE 2017



Broncos rookie safety Caden Sterns notched the first two sacks of his career in Week 4 when he brought down Ravens QB Lamar Jackson for a four-yard loss in the second quarter and an eight-yard loss in the third quarter. Sterns became the first rookie defensive back since Mike Hilton (3.0 sacks) in 2017 and just the eighth player since 2000 with a two-sack game in his first NFL season.

NFL ROOKIE DEFENSIVE BACKS WITH 2+ SACKS IN A GAME, SINCE 2000

| Player, Tm. | Date | Opp. | Sacks |
|-----------------------------|------------------|-------------|------------|
| Caden Sterns, Den. | 10/3/2021 | Bal. | 2.0 |
| Mike Hilton, Pit. | 12/25/2017 | at Hou. | 3.0 |
| Josh Jones, G.B. | 9/24/2017 | Cin. | 2.0 |
| Nickell Robey-Coleman, Buf. | 12/22/2013 | Mia. | 2.0 |
| Javier Arenas, K.C. | 12/5/2010 | Den. | 2.0 |
| Eric Berry, K.C. | 11/7/2010 | at Oak. | 2.0 |
| Dunta Robinson, Hou. | 12/12/2004 | Ind. | 2.0 |
| James Whitley, Chi. | 11/18/2002 | Chi. | 2.0 |

DARBY & FULLER ONLY PAIR OF TEAMMATES WITH 80+ PASSES DEFENSED SINCE 2014

Cornerbacks Ronald Darby and Kyle Fuller, who both signed with the Broncos as free agents in the 2021 offseason, provide Denver with the only pair of teammates to each have 80+ passes defended since 2014.

Darby (4th–87 PDs) and Fuller (T-5th–86 PDs) both rank in the top 10 in passes defended over that span.

MOST PASSES DEFENSED, NFL, SINCE 2014

| Rk. | Player (team) | PDs |
|-----------|-------------------------------------------------|-----------|
| 1. | Darius Slay (Det. / Phi.) | 114 |
| 2. | Janoris Jenkins (StL / NYG / N.O. / Ten.) | 95 |
| 3. | Stephon Gilmore (Buf. / N.E. / Car.) | 90 |
| 4. | Ronald Darby (Buf. / Phi. / Was. / Den.) | 87 |
| 5. | Kyle Fuller (Chi. / Den.) | 86 |
| | Joe Haden (Cle. / Pit.) | 86 |
| | Marcus Peters (K.C. / LAR / Bal.) | 86 |
| 8. | Casey Hayward Jr. (G.B. / LAC / L.V.) | 85 |
| 9. | Logan Ryan (N.E. / Ten. / NYG) | 84 |
| 10. | Three players | 81 |

SURTAIN II RANKS FOURTH IN PASSES DEFENSED BY A BRONCOS ROOKIE

Broncos rookie cornerback Pat Surtain II has logged at least one pass defended in 10 games this season and has 12 total in 2021. Surtain II currently ranks fourth in franchise history in passes defended (12) by a rookie (data since 1999).

MOST PASSES DEFENSED BY A ROOKIE, BRONCOS HISTORY (data since 1999)

| Rk. | Player | Year | PD | GP | GS | Int. |
|-----------|-----------------------|-------------|-----------|-----------|-----------|----------|
| 1. | Domonique Foxworth | 2005 | 16 | 16 | 7 | 2 |
| 2. | Perrish Cox | 2010 | 14 | 15 | 9 | 1 |
| 3. | Bradley Roby | 2014 | 13 | 16 | 2 | 2 |
| 4. | Pat Surtain II | 2021 | 12 | 15 | 14 | 4 |
| 5. | Darrent Williams | 2005 | 10 | 12 | 9 | 2 |



SURTAIN II RECORDS FOURTH INTERCEPTION

Cornerback Pat Surtain II recorded his fourth interception of the season in the third quarter of Denver's Week 13 matchup against Kansas City. His four interceptions are tied for the third most all-time by a Broncos rookie and most since cornerback Calvin Jones (4) in 1973.

MOST INTs BY A BRONCOS ROOKIE

| Player | Year | No. |
|--------------------------|-------------|----------|
| 1. Goose Gonsoulin | 1960 | 11 |
| 2. Phil Nugent | 1961 | 7 |
| 3. Pat Surtain II | 2021 | 4 |
| Calvin Jones | 1973 | 4 |
| Charlie Greer | 1968 | 4 |
| Jack Lentz | 1967 | 4 |

ROOKIE SURTAIN MAKES HISTORY



Broncos cornerback Pat Surtain II posted his first multi-interception game of his career, picking off Chargers QB Justin Herbert in the end zone in the fourth quarter before returning another interception 70 yards for a touchdown with 7:40 remaining in the Week 12 matchup.

Surtain, who was selected by Denver with the ninth overall pick of the 2021 NFL Draft, is the first Broncos rookie—and the first NFL rookie in six seasons—to record multiple interceptions, including a pick six, in a single game.

Surtain's interceptions were his 10th and 11th passes defended of the season, moving him into fourth place on the franchise single-season list for a rookie (since data was tracked beginning in 1999).

LAST FIVE NFL ROOKIES WITH MULTIPLE INTs, INCL. AN INT-TD IN A SINGLE GAME

| Player | Pos. | Opp. (Date) | Int. | Yds. | TD |
|-----------------------------|-----------|---------------------------|----------|-----------|----------|
| Pat Surtain II, Den. | CB | vs. LAC (11/28/21) | 2 | 70 | 1 |
| Marcus Peters, K.C. | CB | at Bal. (12/20/15) | 2 | 93 | 1 |
| Quinten Rollins, G.B. | CB | vs. Stl. (10/11/15) | 2 | 48 | 1 |
| Zach Brown, Ten. | LB | vs. Jac. (12/30/12) | 2 | 109 | 2 |
| Janoris Jenkins, Stl. | CB | at Ari. (11/25/12) | 2 | 75 | 2 |

PATRICK & PAT SURTAIN BECOME 4TH FATHER-SON DUO IN NFL HISTORY TO EACH RECORD A PICK SIX




Broncos cornerback Pat Surtain II collected his first career pick six with a 70-yard interception return for a touchdown in Week 12 against the Chargers. According to the NFL, it is believed that Patrick and Pat Surtain became the fourth father-son combination to each have an interception return for a touchdown in their respective careers.

FATHER-SON DUOS EACH W/ A PICK SIX

| Father | INT-TD | Son | INT-TD | TOTAL |
|------------------------|----------|-----------------------|----------|----------|
| Dave Grayson | 5 | David Grayson | 1 | 6 |
| Gill Byrd | 2 | Jairus Byrd | 2 | 4 |
| Clay Matthews Sr. | 1 | Clay Matthews Jr. | 2 | 3 |
| Patrick Surtain | 2 | Pat Surtain II | 1 | 3 |

BRONCOS BLOCK TWO FIELD GOALS IN SAME GAME; THREE IN TWO-WEEK SPAN (WEEKS 7-8)



Broncos defensive end Shelby Harris blocked a 45-yard field goal attempt in the second quarter of Denver's Week 8 win versus Washington and defensive end Dre'Mont Jones blocked a 47-yard attempt in the fourth quarter, marking Denver's first game with two field goal blocks since Dec. 24, 1994 against New Orleans.

Harris, who blocked a 41-yard attempt in Week 7 at Cleveland, is the first Bronco with field goal blocks in back-to-back games in franchise history and the first NFL player to do so since Angelo Blackson (Houston) in 2019. Denver has never had three field goal blocks in a two-game span over the last 30 years.

FIELD GOALS BLOCKED BY DENVER, WEEKS 7-8

| Kicker, Tm. | Distance | Blocked By |
|------------------------|----------|------------|
| Chase McLaughlin, Cle. | 41 | S. Harris |
| Chris Blewitt, Was. | 45 | S. Harris |
| Chris Blewitt, Was. | 47 | D. Jones |

MARTIN PUNTS WITH DISTANCE AND ACCURACY



Broncos punter Sam Martin has produced two games (Week 2 at Jacksonville & Week 5 at Pittsburgh) with a net punting average of at least 44 yards and four punts inside the 20-yard line this season. Only three other players in franchise history have recorded one such game, and Martin is the only one to place 100% of his punts inside the 20-yard line in those games.

GAMES WITH A 44+ YARD NET PUNTING AVERAGE & 4+ PUNTS INSIDE 20-YARD LINE, BRONCOS HISTORY

| Player | Date | Opp | Punt | In20 | NetYds. | NetAvg. |
|-------------------|-------------------|----------------|----------|----------|------------|-------------|
| Sam Martin | 10/10/2021 | at Pit. | 4 | 4 | 176 | 44.0 |
| Sam Martin | 9/19/2021 | at Jac. | 4 | 4 | 178 | 44.5 |
| Colby Wadman | 9/29/2019 | Jac. | 6 | 4 | 266 | 44.3 |
| Britton Colquitt | 9/25/2011 | at Ten. | 5 | 4 | 225 | 45.0 |
| Tom Rouen | 11/11/2001 | S.D. | 6 | 5 | 314 | 52.3 |

Martin has placed 25 punts inside the 20-yard line this season, which ranks tied for fourth in the league.

MOST PUNTS INSIDE THE 20-YARD LINE, NFL, 2021

| Player | Team | G | Punts | In20 |
|---------------------|-------------|-----------|-----------|-----------|
| 1. Michael Dickson | Sea. | 15 | 80 | 38 |
| 2. Cameron Johnston | Hou. | 15 | 76 | 32 |
| 3. Logan Cooke | Jac. | 15 | 64 | 28 |
| 4. A.J. Cole | L.V. | 15 | 58 | 25 |
| Sam Martin | Den. | 15 | 61 | 25 |
| Michael Palardy | Mia. | 14 | 64 | 25 |



McMANUS ONE OF THE MOST ACCURATE KICKERS IN TEAM HISTORY

Broncos kicker Brandon McManus has connected on 202-of-245 field goal attempts with his 82.4 field goal percentage representing the second-best career mark in team history (incl. postseason; min. 20 att.).

BEST OVERALL FIELD GOAL PERCENTAGE, BRONCOS HISTORY (Postseason included / min. 20 att.)

| Player | FGM | FGA | Pct. |
|---------------------------|------------|------------|-------------|
| 1. Matt Prater | 150 | 181 | 82.9 |
| 2. Brandon McManus | 202 | 245 | 82.4 |
| 3. Jason Elam | 410 | 508 | 80.7 |
| 4. David Treadwell | 106 | 138 | 76.8 |
| 5. Rich Karlis | 149 | 211 | 70.6 |

McMANUS SECOND IN TEAM HISTORY IN MADE FGs

In Week 6 of 2020 against New England, Brandon McManus moved into sole possession of second place in team annals. He currently has made 192 regular-season field goals with the team.

MOST MADE FIELD GOALS, REGULAR SEASON, BRONCOS HISTORY

| Player | No. |
|---------------------------|------------|
| 1. Jason Elam | 395 |
| 2. Brandon McManus | 192 |
| 3. Jim Turner | 151 |
| 4. Matt Prater | 141 |
| 5. Rich Karlis | 137 |

McMANUS SURPASSES 800 CAREER KICKING POINTS

Kicker Brandon McManus surpassed 800 career regular-season kicking points after successfully making all four of his extra point attempts in Week 12 vs. LAC. McManus (824 points) is one of five active kickers to accumulate 800 or more regular-season kicking points since entering the league in 2014.

KICKERS W/ 800 CAREER REG. SEASON KICKING POINTS (SINCE 2014)

| Player, team | Points |
|-------------------------------------|------------|
| 1. Justin Tucker, Bal. | 1,068 |
| 2. Greg Zuerlein, Stl. / LAR / Dal. | 913 |
| 3. Mason Crosby, G.B. | 886 |
| 4. Matt Prater, Den. / Det. / Ari. | 880 |
| 5. Brandon McManus, Den. | 824 |

McMANUS' GAME WINNERS

Kicker Brandon McManus has converted six career game-tying or game-winning field goals in the last two minutes of the fourth quarter or overtime. His 53-yard kick against the Chargers in Week 13 of the 2019 season represented the longest game-winning kick of his career.

McMANUS' CAREER GAME-TYING OR GAME-WINNING FIELD GOAL ATTEMPTS IN LAST TWO MIN. OF 4TH QTR. OR OT

| Opp. (Date) | Qtr. | Time | Yds. | Result |
|---------------------|------|-------|------|--------|
| vs. Min. (10/4/15) | 4 | 1:51 | 39 | Good |
| at Cle. (10/18/15) | OT | 4:56 | 34 | Good |
| vs. Cin. (12/28/15) | 4 | 0:04 | 45 | Missed |
| vs. Cin. (12/28/15) | OT | 10:00 | 37 | Good |
| vs. K.C. (11/27/16) | OT | 1:08 | 62 | Missed |
| vs. Oak. (9/16/18) | 4 | 0:06 | 39 | Good |
| vs. Hou. (11/4/18) | 4 | 0:03 | 51 | Missed |
| at LAC (11/18/18) | 4 | 0:00 | 34 | Good |
| vs. LAC (12/1/19) | 4 | 0:00 | 53 | Good |

McMANUS RANKS THIRD IN NFL HISTORY IN MULTIPLE 50+ YARD FGs MADE

McManus ranks third in NFL history with seven games with multiple 50+ yard made field goals.

MOST GAMES WITH MULTIPLE 50+ YARD FIELD GOALS, NFL HISTORY

| Player (team) | No. |
|----------------------------------|----------|
| 1. Justin Tucker (Bal.) | 8 |
| Matt Prater (Den. / Det. / Ari.) | 8 |
| 3. Brandon McManus (Den.) | 7 |
| 4. Dan Bailey (Dal. / Min.) | 5 |

In NFL history, only three kickers have multiple games in their career in which they made multiple 50+ yard field goals in the fourth quarter or overtime.

McManus is the only kicker in NFL history with two games with a pair of 50+ yard made field goals in the fourth quarter or overtime of the same season.

NFL KICKERS WITH MULTIPLE 50+ YARD FIELD GOALS IN THE FOURTH QUARTER OR OVERTIME

| Player (team) | No. |
|-------------------------------------|----------|
| 1. Brandon McManus (Den.) | 3 |
| Martin Gramatica (T.B.) | 3 |
| 3. Stephen Gostkowski (N.E. / Ten.) | 2 |

McMANUS MATCHES NFL SINGLE-SEASON MARK FROM 50+YARDS

Brandon McManus made his ninth and 10th 50+ yard field goal of the 2020 season against the Chargers in Week 16, matching him with Justin Tucker (Bal., 2016) and Blair Walsh (Min., 2012) for the most 50+ yard field goals in a single season in NFL history.

McManus, who also set a franchise record, ranked first in the NFL in 2020 with 10 50+yard made field goals.

MOST 50+ FIELD GOALS, SINGLE SEASON, NFL HISTORY

| Player (year) | Team | No. |
|----------------------------------|---------------|-----------|
| 1. Brandon McManus (2020) | Denver | 10 |
| Justin Tucker (2016) | Baltimore | 10 |
| Blair Walsh (2012) | Minnesota | 10 |

MOST 50+ FIELD GOALS, SINGLE SEASON, BRONCOS HISTORY

| Player (year) | No. |
|----------------------------------|-----------|
| 1. Brandon McManus (2020) | 10 |
| 2. Matt Prater (2013) | 6 |
| 3. Brandon McManus (2015) | 5 |
| Matt Prater (2008) | 5 |
| Jason Elam (1999) | 5 |
| Jason Elam (1995) | 5 |
| Fred Steinfort (1980) | 5 |

MOST MADE 50+YARD FIELD GOALS, NFL, 2020

| Player (team) | No. |
|----------------------------------|-----------|
| 1. Brandon McManus (Den.) | 10 |
| 2. Jason Sanders (Mia.) | 8 |
| Younghoe Koo (Atl.) | 8 |
| 4. Stephen Gostkowski (Ten.) | 7 |



McMANUS GOOD FROM 50+ THROUGHOUT CAREER

Brandon McManus has made 31 regular-season field goals from 50+ yards during his career, which is the second most in Broncos history. Including postseason, McManus (33) trails only Ring of Famer Jason Elam (39) for the most 50+-yard field goals in team history.

MOST 50+ FIELD GOALS, REGULAR SEASON, BRONCOS HISTORY

| | <u>Player</u> | <u>No.</u> |
|----|------------------------|------------|
| 1. | Jason Elam | 39 |
| 2. | Brandon McManus | 31 |
| 3. | Matt Prater | 21 |
| 4. | Rich Karlis | 6 |

MOST 50+ FIELD GOALS, REG. + POST SEASON, BRONCOS HISTORY

| | <u>Player</u> | <u>No.</u> |
|----|------------------------|------------|
| 1. | Jason Elam | 39 |
| 2. | Brandon McManus | 33 |
| 3. | Matt Prater | 22 |
| 4. | Rich Karlis | 6 |

McMANUS SECOND IN BRONCOS HISTORY IN POINTS

In Week 2 at Jacksonville, Brandon McManus passed Jim Turner (742) for sole possession of second place in Broncos history. He currently has 824 career points in the regular season.

ALL-TIME SCORING LEADERS, REGULAR SEASON, BRONCOS HISTORY

| | <u>Player</u> | <u>Pts.</u> |
|----|------------------------|-------------|
| 1. | Jason Elam | 1,786 |
| 2. | Brandon McManus | 817 |
| 3. | Jim Turner | 742 |
| 4. | Matt Prater | 682 |
| 5. | Rich Karlis | 655 |

BRONCOS BIG GAMES VS. LOS ANGELES CHARGERS

BRONCOS ALL-TIME 300-YARD PASSING GAMES (12 / 12 reg., 0 post) — vs. L.A. CHARGERS

| PLAYER | PERFORMANCE | GAME |
|----------------|-------------------------|-------------------------------|
| Gus Frerotte | 36-58-4, 462 yds., 5 TD | Nov. 19, 2000, vs. San Diego |
| Frank Tripucka | 28-47-2, 376 yds., 2 TD | Sept. 7, 1962, vs. San Diego |
| John Elway | 36-46-2, 371 yds., 3 TD | Sept. 4, 1994, vs. San Diego |
| Jay Cutler | 36-50-1, 350 yds., 4 TD | Sept. 14, 2008, vs. San Diego |
| John Elway | 21-32-1, 347 yds., 3 TD | Nov. 29, 1987, at San Diego |
| Peyton Manning | 25-36-0, 330 yds., 4 TD | Nov. 10, 2013, at San Diego |
| John Elway | 32-41-1, 323 yds., 4 TD | Oct. 6, 1996, vs. San Diego |
| Jay Cutler | 33-49-2, 316 yds., 1 TD | Dec. 28, 2008, at San Diego |
| Brian Griese | 26-35-1, 316 yds., 2 TD | Oct. 6, 2002, vs. San Diego |
| Peyton Manning | 24-30-1, 309 yds., 3 TD | Oct. 15, 2012, at San Diego |
| Craig Morton | 17-18-0, 308 yds., 4 TD | Sept. 27, 1981, vs. San Diego |
| Steve Tensi | 19-26-1, 301 yds., 3 TD | Nov. 23, 1969, at San Diego |

BRONCOS ALL-TIME 100-YARD RUSHING GAMES (21 / 21 reg., 0 post) — vs. L.A. CHARGERS

| PLAYER | PERFORMANCE | GAME |
|-----------------|--------------|-------------------------------|
| Terrell Davis | 26-178, 1 TD | Nov. 30, 1997, at San Diego |
| Terrell Davis | 30-176, 1 TD | Nov. 19, 1995, vs. San Diego |
| Clinton Portis | 23-159, 2 TD | Dec. 1, 2002, at San Diego |
| Otis Armstrong | 18-142, 0 TD | Dec. 15, 1974, at San Diego |
| Jon Keyworth | 20-132, 0 TD | Nov. 30, 1975, vs. San Diego |
| Clinton Portis | 12-129, 0 TD | Sept. 14, 2003, at San Diego |
| Gaston Green | 24-127, 3 TD | Sept. 22, 1991, vs. San Diego |
| Willis McGahee | 16-125, 0 TD | Oct. 9, 2011, vs. San Diego |
| Ronnie Hillman | 15-117, 1 TD | Jan. 3, 2016, vs. San Diego |
| Willis McGahee | 23-117, 0 TD | Nov. 27, 2011, at San Diego |
| Tatum Bell | 17-116, 0 TD | Dec. 10, 2006, at San Diego |
| Phillip Lindsay | 15-114, 1 TD | Oct. 6, 2019, at Los Angeles |
| Tony Dorsett | 23-113, 1 TD | Sept. 11, 1988, vs. San Diego |
| Ronnie Hillman | 20-109, 0 TD | Oct. 23, 2014, vs. San Diego |
| Floyd Little | 22-109, 2 TD | Nov. 11, 1973, vs. San Diego |
| Olandis Gary | 30-108, 2 TD | Nov. 7, 1999, at San Diego |
| Clinton Portis | 25-106, 0 TD | Nov. 16, 2003, vs. San Diego |
| Bobby Anderson | 25-106, 1 TD | Oct. 17, 1971, vs. San Diego |
| Don Stone | 17-104, 1 TD | Oct. 6, 1963, vs. San Diego |
| Clinton Portis | 20-102, 0 TD | Oct. 6, 2002, vs. San Diego |
| Bobby Humphrey | 23-102, 1 TD | Oct. 8, 1989, vs. San Diego |

BRONCOS BIG GAMES VS. LOS ANGELES CHARGERS

BRONCOS ALL-TIME 100-YARD RECEIVING GAMES (37 / 37 reg., 0 post) — vs. L.A. CHARGERS

| PLAYER | PERFORMANCE | GAME |
|------------------|--------------|-------------------------------|
| Rod Smith | 11-187, 1 TD | Nov. 19, 2000, vs. San Diego |
| Steve Watson | 8-178, 2 TD | Sept. 27, 1981, vs. San Diego |
| Lionel Taylor | 9-171, 1 TD | Dec. 10, 1960, at Los Angeles |
| Brandon Marshall | 18-166, 1 TD | Sept. 14, 2008, vs. San Diego |
| Shannon Sharpe | 8-162, 1 TD | Dec. 21, 1997, vs. San Diego |
| Shannon Sharpe | 13-153, 3 TD | Oct. 6, 1996, vs. San Diego |
| Ed McCaffrey | 10-148, 2 TD | Nov. 19, 2000, vs. San Diego |
| Lionel Taylor | 7-142, 2 TD | Oct. 6, 1963, vs. San Diego |
| Al Denson | 6-140, 2 TD | Nov. 23, 1969, at San Diego |
| Shannon Sharpe | 8-137, 1 TD | Nov. 19, 1995, vs. San Diego |
| Ed McCaffrey | 9-133, 1 TD | Nov. 8, 1998, vs. San Diego |
| Jimmy Jones | 8-128, 2 TD | Oct. 20, 1968, at San Diego |
| Floyd Little | 7-127, 0 TD | Oct. 20, 1974, vs. San Diego |
| Ed McCaffrey | 7-126, 0 TD | Dec. 1, 2002, at San Diego |
| Al Frazier | 5-125, 1 TD | Nov. 12, 1961, vs. San Diego |
| Demaryius Thomas | 6-123, 1 TD | Dec. 14, 2014, at San Diego |
| Eric Crabtree | 6-123, 1 TD | Oct. 22, 1967, vs. San Diego |
| John Embree | 9-122, 1 TD | Nov. 23, 1969, at San Diego |
| Shannon Sharpe | 6-121, 1 TD | Oct. 23, 1994, at San Diego |
| Emmanuel Sanders | 9-120, 3 TD | Oct. 23, 2014, vs. San Diego |
| Mike Pritchard | 5-119, 1 TD | Sept. 4, 1994, vs. San Diego |
| Lionel Taylor | 10-119, 0 TD | Nov. 12, 1961, vs. San Diego |
| Ricky Nattiel | 4-118, 1 TD | Nov. 29, 1987, at San Diego |
| Demaryius Thomas | 5-117, 1 TD | Jan. 3, 2016, vs. San Diego |
| Lionel Taylor | 7-114, 0 TD | Nov. 7, 1965, vs. San Diego |
| Ed McCaffrey | 6-113, 1 TD | Oct. 6, 2002, vs. San Diego |
| Mark Jackson | 5-113, 2 TD | Oct. 25, 1992, at San Diego |
| Ed McCaffrey | 7-111, 2 TD | Nov. 30, 1997, at San Diego |
| Demaryius Thomas | 7-108, 3 TD | Nov. 10, 2013, at San Diego |
| Bob Scarpitto | 5-108, 2 TD | Sept. 11, 1965, at San Diego |
| Eric Crabtree | 8-107, 1 TD | Nov. 23, 1967, at San Diego |
| Rod Smith | 9-106, 0 TD | Jan. 2, 2000, vs. San Diego |
| Demaryius Thomas | 8-105, 0 TD | Oct. 23, 2014, vs. San Diego |
| Ashley Lelie | 4-105, 0 TD | Dec. 5, 2004, at San Diego |
| Haven Moses | 5-103, 1 TD | Sept. 21, 1980, vs. San Diego |
| Tony Scheffler | 6-101, 1 TD | Oct. 19, 2009, at San Diego |
| Shannon Sharpe | 7-101, 3 TD | Nov. 16, 2003, vs. San Diego |
| Rod Smith | 8-101, 1 TD | Nov. 29, 1998, at San Diego |

2021 BRONCOS REGULAR SEASON SITUATIONAL RECORDS

| SITUATION | Record |
|----------------------------------------------------------------------------------------------------------------------------------------------------------------------------------------------------------------------------------------------------------------------------------------------|--------|
| when leading after 1st quarter <i>wins:</i> vs. NYJ (9/26), at Dal. (11/7), vs. LAC (11/28), vs. Det. (12/13) <i>losses:</i> | 4-0 |
| when leading after 2nd quarter <i>wins:</i> at NYG (9/12), at Jac. (9/19), vs. NYJ (9/26), vs. Was.(10/31), at Dal. (11/7), vs. LAC (11/28), vs. Det. (12/13) <i>losses:</i> at L.V. (12/26) | 7-1 |
| when leading after 3rd quarter <i>wins:</i> at NYG (9/12), at Jac. (9/19), vs. NYJ (9/26), at Dal. (11/7), vs. LAC (11/28), vs. Det. (12/13) <i>losses:</i> | 6-0 |
| when trailing after 1st quarter <i>wins:</i> at Jac. (9/19) <i>losses:</i> at Pit. (10/10), vs. L.V. (10/17), at Cle. (10/21), vs. Phi. (11/14), at K.C. (12/5), vs. Cin. (12/19), at L.V. (12/26) | 1-7 |
| when trailing after 2nd quarter <i>wins:</i> <i>losses:</i> vs. Bal. (10/3), at Pit. (10/10), vs. L.V. (10/17), at Cle. (10/21), at Phi. (11/14), at K.C. (12/5), vs. Cin. (12/19) | 0-7 |
| when trailing after 3rd quarter <i>wins:</i> <i>losses:</i> vs. Bal. (10/3), at Pit. (10/10), vs. L.V. (10/17), at Cle. (10/21), vs. Phi. (11/14), at K.C. (12/5), vs. Cin. (12/19), at L.V. (12/26) | 0-8 |
| when Denver scores first <i>wins:</i> at NYG (9/12), vs. NYJ (9/26), vs. Was. (10/31), at Dal. (11/7), vs. LAC (11/28), vs. Det. (12/13) <i>losses:</i> vs. Bal. (10/3) | 6-1 |
| when opponent scores first <i>wins:</i> at Jac. (9/19), <i>losses:</i> at Pit. (10/10), vs. L.V. (10/17), at Cle. (10/21), vs. Phi. (11/14), at K.C. (12/5), vs. Cin. (12/19), at L.V. (12/26) | 1-7 |
| when tied at the half <i>wins:</i> <i>losses:</i> | 0-0 |
| when Denver rushes for 100 yards <i>wins:</i> at NYG (9/12), vs. NYJ (9/26), at Dal. (11/7), vs. LAC (11/28), vs. Det. (12/13) <i>losses:</i> vs. Bal. (10/3), at Pit. (10/10), vs. L.V. (10/17), at K.C. (12/5), vs. Cin. (12/19) | 5-5 |
| when opponent rushes for 100 yards <i>wins:</i> vs. Was. (10/31) <i>losses:</i> vs. Bal. (10/3), at Pit. (10/10), at Cle. (10/21), vs. Phi. (11/14), vs. Cin. (12/19), at L.V. (12/26) | 1-6 |
| when winning turnover margin <i>wins:</i> at Jac. (9/19), vs. NYJ (9/26), vs. Was. (10/31), at Dal. (11/7), vs. LAC (11/28), vs. Det. (12/13) <i>losses:</i> at L.V. (12/26) | 6-1 |
| when losing turnover margin <i>wins:</i> <i>losses:</i> vs. Bal. (10/3), vs. L.V. (10/17), at Cle. (10/21), vs. Phi. (11/14), at K.C. (12/5), vs. Cin. (12/19) | 0-6 |
| when Denver passes for 300 yards <i>wins:</i> at Jac. (9/19) <i>losses:</i> vs. L.V. (10/17) | 1-1 |
| when opponent passes for 300 yards <i>wins:</i> vs. LAC (11/28) <i>losses:</i> vs. Bal. (10/3), vs L.V. (10/17) | 1-2 |
| when playing indoors <i>wins:</i> at Dal. (11/7) <i>losses:</i> at L.V. (12/26) | 1-1 |
| when playing outdoors <i>wins:</i> at NYG (9/12), at Jac. (9/19), vs. NYJ (9/26), vs. Was. (10/31), vs LAC (11/28), vs. Det. (12/13) <i>losses:</i> vs. Bal. (10/3), at Pit. (10/10), vs. L.V. (10/17), at Cle. (10/21), vs. Phi. (11/14), at K.C. (12/5), vs. Cin. (12/19) | 6-7 |
| when playing on an artificial surface <i>wins:</i> at NYG (9/12), at Dal. (11/7) <i>losses:</i> | 2-0 |
| when playing on natural grass <i>wins:</i> at Jac. (9/19), vs. NYJ (9/26), vs. Was. (10/31), vs. LAC (11/28), vs. Det. (12/13) <i>losses:</i> vs. Bal. (10/3), at Pit. (10/10), vs. L.V. (10/17), at Cle. (10/21), vs. Phi. (11/14), at K.C. (12/5), vs. Cin. (12/19), at L.V. (12/26) | 5-8 |
| when winning the coin toss <i>wins:</i> at NYG (9/12), at Jac. (9/19), vs. Was. (10/31), at Dal. (11/7) <i>losses:</i> at Pit. (10/10), vs. L.V. (10/17), vs. Phi. (11/14), at K.C. (12/5), vs. Cin. (12/19) | 4-5 |
| when losing the coin toss <i>wins:</i> vs. NYJ (9/26), vs. LAC (11/28), vs. Det. (12/13) <i>losses:</i> vs. Bal. (10/3), at Cle. (10/21), at L.V. (12/26) | 3-3 |
| when scoring 20 or more points <i>wins:</i> at NYG (9/12), at Jac. (9/19), vs. NYJ (9/26), at Dal. (11/7), vs. LAC (11/28), vs. Det. (12/13) <i>losses:</i> vs. L.V. (10/17) | 6-1 |
| when yielding 20 or more points <i>wins:</i> <i>losses:</i> vs. Bal. (10/3), at Pit. (10/10), vs. L.V. (10/17), vs. Phi. (11/14), at K.C. (12/5) | 0-5 |
| in overtime games <i>wins:</i> <i>losses:</i> | 0-0 |

2021 REGULAR SEASON BRONCOS INDIVIDUAL SINGLE-GAME HIGHS

| | |
|------------------------------------|------------------------------------------------------------------|
| YARDS RUSHING | 111, two players, last: Melvin Gordon III vs. Det. (12/13/21) |
| RUSHING ATTEMPTS | 24, Melvin Gordon III vs. Det. (12/13/21) |
| RUSHING TOUCHDOWNS | 1, 9x, last: Javonte Williams at L.V. (12/26/21) |
| YARDS PASSING | 334, Teddy Bridgewater, vs. L.V. (10/17/21) |
| PASS ATTEMPTS | 49, Teddy Bridgewater, vs. L.V. (10/17/21) |
| PASS COMPLETIONS | 35, Teddy Bridgewater, vs. L.V. (10/17/21) |
| TOUCHDOWN PASSES | 3, Teddy Bridgewater, vs. L.V. (10/17/21) |
| PASSES HAD INTERCEPTED | 3, Teddy Bridgewater, vs. L.V. (10/17/21) |
| RECEPTIONS | 9, twice, last: Noah Fant, vs. L.V. (10/17/21) |
| RECEIVING YARDS | 159, Courtland Sutton, at Jac. (9/19/21) |
| RECEIVING TOUCHDOWNS | 1, eight players, last: Okwuegbunam/Williams vs. Det. (12/13/21) |
| TOTAL YARDS FROM SCRIMMAGE | 159, Courtland Sutton, at Jac. (9/19/21) |
| ALL-PURPOSE YARDS | 159, Courtland Sutton, at Jac. (9/19/21) |
| FIELD GOALS | 4, Brandon McManus, vs. NYJ (9/26/21) |
| TACKLES | 13, Jonas Griffith, at L.V. (12/26/21) |
| INTERCEPTIONS | 2, two players, last: Pat Surtain II vs. LAC. (11/28/21) |
| SACKS | 2, seven players, last: Justin Simmons vs. Cin. (12/19/21) |
| LONGEST RUN FROM SCRIMMAGE | 70, Melvin Gordon III, at NYG (9/12/21) |
| LONGEST PASS COMPLETION | 64, Teddy Bridgewater, vs. Phi. (11/14/21) |
| LONGEST PASS RECEPTION | 64, Albert Okwuegbunam, vs. Phi. (11/14/21) |
| LONGEST INTERCEPTION RETURN | 70, Pat Surtain II, vs. LAC. (11/28/21) |
| LONGEST PUNT RETURN | 25, Diontae Spencer, at Jac. (9/19/21) |
| LONGEST KICKOFF RETURN | 26, Diontae Spencer, at K.C. (12/5/21) |
| LONGEST PUNT | 68, Sam Martin, vs. Bal. (10/3/21) |
| LONGEST FIELD GOAL | 55, Brandon McManus, at L.V. (12/26/21) |

*- Not on active roster

2021 REGULAR SEASON OPPONENTS INDIVIDUAL SINGLE-GAME HIGHS

| | |
|------------------------------------|--------------------------------------------------------------|
| YARDS RUSHING | 146, D'Ernest Johnson, at Cle. (10/21/21) |
| RUSHING ATTEMPTS | 27, Josh Jacobs, at L.V. (12/26/21) |
| RUSHING TOUCHDOWNS | 1, 8x, last: Peyton Barber, at L.V. (12/26/21) |
| YARDS PASSING | 341, Derek Carr, vs. L.V. (10/17/21) |
| PASS ATTEMPTS | 44, Justin Herbert vs. LAC. (11/28/21) |
| PASS COMPLETIONS | 28, Justin Herbert vs. LAC. (11/28/21) |
| TOUCHDOWN PASSES | 2, 4x, last; Jalen Hurts vs. Phi. (11/14/21) |
| PASSES HAD INTERCEPTED | 2, Justin Herbert vs. LAC. (11/28/21) |
| RECEPTIONS | 8, twice, last: Amon-Ra St. Brown vs. Det. (11/13/21) |
| RECEIVING YARDS | 130, Chase Claypool, at Pit. (10/10/21) |
| RECEIVING TOUCHDOWNS | 2, twice, last; DeVonta Smith, vs. Phi. (11/14/21) |
| TOTAL YARDS FROM SCRIMMAGE | 146, D'Ernest Johnson, at Cle. (10/21/21) |
| ALL-PURPOSE YARDS | 146, D'Ernest Johnson, at Cle. (10/21/21) |
| FIELD GOALS | 3, 4x, last; Evan McPherson vs. Cin. (12/19/21) |
| TACKLES | 15, Germaine Pratt vs. Cin. (12/19/21) |
| INTERCEPTIONS | 1, nine players, last: Sorensen/ Thornhill at K.C. (12/5/21) |
| SACKS | 3, Maxx Crosby, vs. L.V. (10/17/21) |
| LONGEST RUN FROM SCRIMMAGE | 35, Craig Reynolds, vs. Det. (12/13/21) |
| LONGEST PASS COMPLETION | 59, Ben Roethlisberger at Pit. (10/10/21) |
| LONGEST PASS RECEPTION | 59, Chase Claypool at Pit. (10/10/21) |
| LONGEST INTERCEPTION RETURN | 75, Daniel Sorensen at K.C. (12/5/21) |
| LONGEST PUNT RETURN | 42, Devin Duvernay vs. Bal. (10/3/21) |
| LONGEST KICKOFF RETURN | 120, Jamal Agnew, at Jac. (9/19/21) |
| LONGEST PUNT | 71, A.J. Cole III, vs. L.V. (10/17/21) |
| LONGEST FIELD GOAL | 58, Evan McPherson vs. Cin. (12/19/21) |

2021 REGULAR SEASON BRONCOS TEAM SINGLE-GAME HIGHS AND LOWS

| BRONCOS | HIGHS | LOWS |
|---------------------------|--------------------------------------|-------------------------------------|
| TOTAL FIRST DOWNS | 25, twice, last: vs. Det. (12/13/21) | 8, at L.V. (12/26/21) |
| TOTAL NET YARDS | 421, vs. L.V. (10/17/21) | 158, at L.V. (12/26/21) |
| TOTAL OFFENSIVE PLAYS | 77, vs L.V. (10/17/21) | 40, at L.V. (12/26/21) |
| NET YARDS RUSHING | 190, at Dal. (11/7/21) | 18, at L.V. (12/26/21) |
| RUSHING ATTEMPTS | 41, at Dal. (11/7/21) | 14, at Cle. (10/21/21) |
| NET YARDS PASSING | 309, vs. L.V. (10/17/21) | 140, at L.V. (12/26/21) |
| PASS ATTEMPTS | 49, vs. L.V. (10/17/21) | 22, at L.V. (12/26/21) |
| PASS COMPLETIONS | 35, vs. L.V. (10/17/21) | 15, twice, last: at L.V. (12/26/21) |
| PASSES HAD INTERCEPTED | 3, vs. L.V. (10/17/21) | 0, 8x, last: at L.V. (12/26/21) |
| TIMES SACKED | 5, twice, last: vs. L.V. (10/17/21) | 1, 4x, last: vs. Det. (12/13/21) |
| PUNTS | 10, vs. Bal. (10/3/21) | 2, at NYG (9/12/21) |
| GROSS PUNTING AVERAGE | 53.3, at K.C. (12/5/21) | 31.3, at Dal. (11/7/21) |
| NET PUNTING AVERAGE | 50.8, vs. Phi. (11/14/21) | 31.3, at Dal. (11/7/21) |
| PUNT RETURNS | 3, twice, last: at K.C. (12/5/21) | 0, twice, last: at L.V. (12/26/21) |
| PUNT RETURN YARDS | 29, at Jac. (9/19/21) | 0, twice, last: at L.V. (12/26/21) |
| KICKOFF RETURNS | 4, vs. L.V. (10/17/21) | 0, 7x, last: vs. Cin. (12/19/21) |
| KICKOFF RETURN YARDS | 66, vs. L.V. (10/17/21) | 0, 7x, last: vs. Cin. (12/19/21) |
| INTERCEPTION RETURNS | 2, vs. NYJ (9/26/21) | 0, 7x, last: vs. Cin. (12/19/21) |
| INTERCEPTION RETURN YARDS | 81, vs. NYJ (9/26/21) | 0, 7x, last: vs. Cin. (12/19/21) |
| PENALTIES | 10, at Jac. (9/19/21) | 2, twice, last: vs. Det. (12/13/21) |
| YARDS PENALIZED | 101, at Jac. (9/19/21) | 15, at Cle. (10/21/21) |
| FUMBLES | 2, twice, last: at K.C. (12/5/21) | 0, 7x, last: at L.V. (12/26/21) |
| FUMBLES LOST | 1, 7x, last: vs. Cin. (12/19/21) | 0, 8x, last: at L.V. (12/26/21) |
| SACKS MADE | 5, twice, last: vs. Was. (10/31/21) | 1, 5x, last: at K.C. (12/5/21) |
| FUMBLES FORCED | 2, vs. Was. (10/31/21) | 0, 9x, last: at Cin. (12/19/21) |
| FUMBLES RECOVERED | 2, at L.V. (12/26/21) | 0, 9x, last: at Cin. (12/19/21) |
| TIME OF POSSESSION | 41:12, at Dal. (11/7/21) | 23:09, at Cle. (10/21/21) |

2021 REGULAR SEASON OPPONENTS TEAM SINGLE-GAME HIGHS AND LOWS

| OPPONENTS | HIGHS | LOWS |
|---------------------------|--------------------------------------|-------------------------------------|
| TOTAL FIRST DOWNS | 23, at Cle. (10/21/21) | 11, vs. NYJ (9/26/21) |
| TOTAL NET YARDS | 426, vs L.V. (10/17/21) | 162, vs. NYJ (9/26/21) |
| TOTAL OFFENSIVE PLAYS | 70, vs. Bal. (10/3/21) | 50, at Jac. (9/19/21) |
| NET YARDS RUSHING | 214, vs. Phi. (11/14/21) | 43, vs. NYJ (9/26/21) |
| RUSHING ATTEMPTS | 40, twice, last: at L.V. (12/26/21) | 13, vs. NYJ (9/26/21) |
| NET YARDS PASSING | 340, vs. L.V. (10/17/21) | 119, vs. NYJ (9/26/21) |
| PASS ATTEMPTS | 44, vs. LAC. (11/28/21) | 22, vs. Cin. (12/19/21) |
| PASS COMPLETIONS | 28, vs. LAC. (11/28/21) | 14, at Jac. (9/19/21) |
| PASSES HAD INTERCEPTED | 2, 4x, last: vs. LAC. (11/28/21) | 0, 5Ax, at Cle. (10/21/21) |
| TIMES SACKED | 5, twice, last: vs. Was. (10/31/21) | 1, 5x, last: at K.C. (12/5/21) |
| GROSS PUNTING AVERAGE | 66.0, vs. Was. (10/31/21) | 42.5, at L.V. (12/26/21) |
| NET PUNTING AVERAGE | 51.0, vs Was. (10/31/21) | 38.3, at Dal. (11/7/21) |
| PUNT RETURNS | 3, twice, last: vs. Cin. (12/19/21) | 0, twice, last: vs. LAC. (11/28/21) |
| PUNT RETURN YARDS | 64, vs. Bal. (10/3/21) | -4, vs. Det. (12/13/21) |
| KICKOFF RETURNS | 2, 5x, last: at Dal. (11/7/21) | 0, 7x, last: vs. Det. (12/13/21) |
| KICKOFF RETURN YARDS | 120, at Jac. (9/19/21) | 0, 7x, last: vs. Det. (12/13/21) |
| INTERCEPTION RETURNS | 2, twice, last: at K.C. (12/5/21) | 0, 11x, last: at L.V. (12/26/21) |
| INTERCEPTION RETURN YARDS | 88, at K.C. (12/5/21) | 0, 11x, last: at L.V. (12/26/21) |
| PENALTIES | 9, twice, last: vs. LAC. (11/28/21) | 4, twice, last: vs. Was. (10/31/21) |
| YARDS PENALIZED | 89, twice, last; vs. Phi. (11/14/21) | 29, vs. Was. (10/31/21) |
| FUMBLES | 2, 6x, last: at L.V. (12/26/21) | 0, 7x, last: vs. Cin. (12/19/21) |
| FUMBLES LOST | 2, at L.V. (12/26/21) | 0, 10x, last: vs. Cin. (12/19/21) |
| SACKS MADE | 5, twice, last: vs. L.V. (10/17/21) | 1, 3x, last: vs. Det. (12/13/21) |
| FUMBLES FORCED | 2, vs. Phi. (11/14/21) | 0, 8x, last: at L.V.. (12/26/21) |
| FUMBLES RECOVERED | 1, 4x, last: vs. Cin. (12/19/21) | 0, 8x, last: at L.V. (12/26/21) |
| TIME OF POSSESSION | 36:51, at Cle. (10/21/21) | 18:48, at Dal. (11/7/21) |

THE LAST TIME IT HAPPENED

(REFLECTS THE LAST TIME EACH INDIVIDUAL STATISTIC OCCURRED IN THE REGULAR SEASON AND PLAYOFFS)
- 2021 PERFORMANCES BOLDED; SUPER BOWL PERFORMANCES IN ITALICS

100 YARDS RUSHING:

Broncos: **Melvin Gordon III, 24-111, vs. Detroit, 12/13/21**
Playoffs: Terrell Davis, 25-102, vs. Atlanta, 1/31/99
Opponents: **Josh Jacobs, 27-129, at Las Vegas, 12/26/21**
Playoffs: Ray Rice, 30-131, 1 TD, vs. Baltimore, 1/12/13

200 YARDS RUSHING:

Broncos: Knowshon Moreno, 37-224, 1 TD, at New England, 11/24/13
Playoffs: Has never happened
Opponents: Leonard Fournette 29-225, 0 TD, vs. Jacksonville, 9/29/19
Playoffs: *Tim Smith, 23-204, 2TD, vs. Washington, 1/31/88*

TWO 100-YARD RUSHERS:

Broncos: Willis McGahee (163) and Tim Tebow (118), at Oakland, 11/6/11
Playoffs: Terrell Davis (184) and Derek Loville (103), vs. Jacksonville, 12/27/97
Opponents: Curt Warner (126) and John L. Williams (109), at Seattle, 12/11/88
Playoffs: Has never happened

100-YARD RUSHER AND 100-YARD RECEIVER:

Broncos: Phillip Lindsay (101) and Tim Patrick (101), at New England, 10/18/20
Playoffs: *Terrell Davis (102) and Rod Smith (152), vs. Atlanta, 1/31/99*
Opponents: **Najee Harris (122) and Chase Claypool (130), at Pittsburgh, 10/10/21**
Playoffs: *Tim Smith (204) and Ricky Sanders (193), vs. Washington, 1/31/88*

100-YARD RUSHER AND TWO 100-YARD RECEIVERS:

Broncos: Ronnie Hillman (111), Demaryius Thomas (111) and Emmanuel Sanders (109), at Cleveland, 10/18/15
Playoffs: Has never happened
Opponents: Ryan Grant (104), Greg Jennings (141) and James Jones (107) vs. Green Bay, 10/29/07 - OT
Playoffs: Has never happened

100-YARD RUSHER, 300-YARD PASSER, 100-YARD RECEIVER:

Broncos: C.J. Anderson (101), Peyton Manning (340), Demaryius Thomas (168), vs. Green Bay, 11/1/15
Playoffs: *Terrell Davis (102), John Elway (336), Rod Smith (152), vs. Atlanta, 1/31/99*
Opponents: R. Grant (104 rush), B. Favre (331 pass), G. Jennings (141 rec.), J. Jones (107 rec.) vs. G.B., 10/29/07 - OT
Playoffs: *Tim Smith (204), Doug Williams (340), Ricky Sanders (193), vs. Washington, 1/31/88*

100-YARD RUSHER, 300-YARD PASSER AND TWO 100-YARD RECEIVERS:

Broncos: M. Ball (117), P. Manning (403), E. Decker (174) and D. Thomas (106), at Kansas City, 12/1/13
Playoffs: Has never happened
Opponents: R. Grant (104 rush), B. Favre (331 pass), G. Jennings (141 rec.), J. Jones (107 rec.), vs. Green Bay, 10/29/07 - OT
Playoffs: Has never happened

100-YARD RUSHER AND 300-YARD PASSER:

Broncos: C.J. Anderson (101) and Peyton Manning (340), vs. Green Bay, 11/1/15
Playoffs: *Terrell Davis (102) and John Elway (336), vs. Atlanta, 1/31/99*
Opponents: James Conner (106) and Ben Roethlisberger (311), at Pittsburgh, 9/20/20
Playoffs: Ray Rice (131) and Joe Flacco (331), vs. Baltimore, 1/12/13

100-YARD RECEIVER AND 300-YARD PASSER:

Broncos: Jerry Jeudy (140) and Drew Lock (339), vs. Las Vegas, 1/3/21
Playoffs: Demaryius Thomas (134) and Peyton Manning (400), vs. New England, 1/19/14
Opponents: Darren Waller (117) and Derek Carr (371), vs. Las Vegas, 1/3/21
Playoffs: Rob Gronkowski (144) and Tom Brady (310), vs. New England, 1/24/16

TWO 100-YARD RECEIVERS AND 300-YARD PASSER:

Broncos: Emmanuel Sanders (100), Demaryius Thomas (126) and Trevor Siemian (334), at Tennessee, 12/11/16
Playoffs: Has never happened
Opponents: Stefon Diggs (147), Cole Beasley (112) and Josh Allen (359), vs. Buffalo, 12/19/20
Playoffs: Reggie Wayne (221), Dallas Clark (112) and Peyton Manning (458), at Indianapolis, 1/9/05

THREE 100-YARD RECEIVERS AND 300-YARD PASSER:

Broncos: Has never happened
Playoffs: Has never happened
Opponents: Terrance Williams (151), Dez Bryant (141), Jason Witten (121) and Tony Romo (506), at Dallas, 10/6/13
Playoffs: Has never happened

TWO RUSHING TOUCHDOWNS:

Broncos: **Melvin Gordon III, 24-11, 2 TD, vs. Detroit, 12/12/21**
Playoffs: Mike Anderson, 19-69, 2 TD, vs. New England, 1/14/06
Opponents: Josh Jacobs, 15-89, 2 TD, vs. Las Vegas, 1/3/21
Playoffs: Jamal Lewis, 30-110, 2 TD, at Baltimore, 12/31/00

THREE RUSHING TOUCHDOWNS:

Broncos: C.J. Anderson, 13-87, 3 TD, vs. Oakland, 12/28/14
Playoffs: *Terrell Davis, 30-157, 3 TD, vs. Green Bay, 1/25/98*
Opponents: Latavius Murray, 20-114, 3 TD, at Oakland, 11/6/16
Playoffs: Napoleon McCallum, 13-81, 3 TD, at L.A. Raiders, 1/9/94

FOUR RUSHING TOUCHDOWNS:

Broncos: Clinton Portis, 22-218, 5 TD, vs. Kansas City, 12/7/03
Playoffs: Has never happened
Opponents: Curt Warner, 23-126, 4 TD, at Seattle, 12/11/88
Playoffs: Has never happened

FIVE RUSHING TOUCHDOWNS:

Broncos: Clinton Portis, 22-218, 5 TD, vs. Kansas City, 12/7/03
Playoffs: Has never happened
Opponents: Has never happened
Playoffs: Has never happened

300 YARDS PASSING:

Broncos: **Teddy Bridgewater, 35-49, 334 yds., 3 TD, 3 INT, vs. Las Vegas, 10/17/21**
Playoffs: Tim Tebow, 10-21, 316 yds., 2 TD, 0 INT, vs. Pittsburgh, 1/8/12
Opponents: **Justin Herbert, 28-44, 303 yds., 2 TD, 2 INT, vs. L.A. Chargers 11/28/21**
Playoffs: Tom Brady, 27-56, 310 yds., 1 TD, 2 INT, vs. New England, 1/24/16

400 YARDS PASSING:

Broncos: Peyton Manning, 34-57, 438 yds., 2 TD, 2 INT, at New England, 11/2/14
Playoffs: Peyton Manning, 32-43, 400 yds., 2 TD, 0 INT, vs. New England, 1/19/14
Opponents: Ben Roethlisberger, 41-56, 462 yds., 1 TD, 2 INT, vs. Pittsburgh, 11/25/18
Playoffs: Peyton Manning, 27-33, 458 yds., 4 TD, 1 INT, at Indianapolis, 1/9/05

THREE TOUCHDOWN PASSES:

Broncos: **Teddy Bridgewater, 35-49, 334 yds., 3 TD, 3 INT, vs. Las Vegas, 10/17/21**
Playoffs: Peyton Manning, 28-43, 290 yds., 3 TD, 2 INT, vs. Baltimore, 1/12/13
Opponents: Matt Ryan, 25-35, 284, 3 TD, 1 INT, at Atlanta, 11/8/20
Playoffs: Joe Flacco, 18-34, 331 yds., 3 TD, 0 INT, vs. Baltimore, 1/12/13

FOUR TOUCHDOWN PASSES:

Broncos: Drew Lock, 21-27, 280 yds., 4 TD, 0 INT, at Carolina, 12/13/20
Playoffs: Has never happened
Opponents: Patrick Mahomes, 24-34, 303 yds., 4 TD, 1 INT, at Kansas City, 10/28/18
Playoffs: Tom Brady, 26-34, 363 yds., 6 TD, 1 INT, at New England, 1/14/12

FIVE TOUCHDOWN PASSES:

Broncos: Peyton Manning, 31-44, 340 yds., 5 TD, 2 INT, at Oakland, 11/9/14
Playoffs: Has never happened
Opponents: Tony Romo, 25-36, 506 yds., 5 TD, 1 INT, at Dallas, 10/6/13
Playoffs: Tom Brady, 26-34, 363 yds., 6 TD, 1 INT, at New England, 1/14/12

SIX OR MORE TOUCHDOWN PASSES:

Broncos: Peyton Manning, 27-42, 462 yds., 7 TD, 0 INT, vs. Baltimore, 9/5/13
Playoffs: Has never happened
Opponents: Len Dawson, 23-38, 435 yds., 6 TD, 0 INT, at Kansas City, 11/1/64
Playoffs: Tom Brady, 26-34, 363 yds., 6 TD, 1 INT, at New England, 1/14/12

100 YARDS RECEIVING:

Broncos: **Courtland Sutton, 7-120, 1 TD, at Pittsburgh, 10/10/21**
Playoffs: *Demaryius Thomas, 13-118, 1 TD, vs. Seattle, 2/2/14*
Opponents: **Chase Claypool, 5-130, 1 TD, at Pittsburgh, 10/10/21**
Playoffs: Rob Gronkowski, 8-144, 1 TD, vs. New England, 1/24/16

200 YARDS RECEIVING:

Broncos: Demaryius Thomas, 8-226, 2 TD, vs. Arizona, 10/5/14
Playoffs: Demaryius Thomas, 4-204, 1 TD, vs. Pittsburgh, 1/8/12
Opponents: George Kittle 7-210, at San Francisco, 12/9/18
Playoffs: Reggie Wayne, 10-221, 2 TD, at Indianapolis, 1/9/05

TWO 100-YARD RECEIVERS:

Broncos: Emmanuel Sanders, 11-100, 1 TD and Demaryius Thomas, 10-126, 0 TD at Tennessee, 12/11/16
Playoffs: Has never happened
Opponents: Stefon Diggs (11-147) and Cole Beasley (8-112), vs. Buffalo, 12/19/20
Playoffs: Reggie Wayne (221) and Dallas Clark (112), at Indianapolis, 1/9/05

TWO RECEIVING TOUCHDOWNS:

Broncos: KJ Hamler, 2-86, 2 TD, at Carolina, 12/13/20
Playoffs: Owen Daniels, 2-33, 2 TD, vs. New England, 1/24/16
Opponents: **DeVonta Smith, 4-66, 2 TD, vs Philadelphia, 11/14/21**
Playoffs: Keenan Allen, 6-142, 2 TD, vs. San Diego, 1/12/14

THREE RECEIVING TOUCHDOWNS:

Broncos: Demaryius Thomas, 10-87, 3 TD, vs. Miami, 11/23/14
Playoffs: Has never happened
Opponents: Dallas Clark, 5-43, 3 TD, at Indianapolis, 12/13/09
Playoffs: Rob Gronkowski, 10-145, 3 TD, at New England, 1/14/12

FOUR RECEIVING TOUCHDOWNS:

Broncos: Eric Decker, 8-174, 4 TD, at Kansas City, 12/1/13
Playoffs: Has never happened
Opponents: Lance Alworth, 9-171, 4 TD, vs. San Diego, 12/1/68
Playoffs: Has never happened

TWO INTERCEPTIONS:

Broncos: **Pat Surtain II, 2, vs. L.A. Chargers, 11/28/21**
Playoffs: *Darrien Gordon, 2, vs. Atlanta, 1/31/99*
Opponents: Tyrann Mathieu, 2, at Kansas City, 12/6/20
Playoffs: David Macklin, 2, at Indianapolis, 1/4/04

THE LAST TIME IT HAPPENED

THREE INTERCEPTIONS:

Broncos: Deltha O'Neal, 4, vs. Kansas City, 10/7/01
Playoffs: Has never happened
Opponents: Mark Kelso, 3, at Buffalo, 12/12/92
Playoffs: Has never happened

FOUR INTERCEPTIONS:

Broncos: Deltha O'Neal, 4, vs. Kansas City, 10/7/01
Playoffs: Has never happened
Opponents: Has never happened
Playoffs: Has never happened

TWO SACKS:

Broncos: **Justin Simmons, 2, vs. Cincinnati, 12/19/21**
Playoffs: *Von Miller, 2.5, vs. Carolina, 2/7/16*
Opponents: **Micah Parsons, 2.5, at Dallas, 11/7/21**
Playoffs: *Kony Ealy, 3, vs. Carolina, 2/7/16*

THREE SACKS:

Broncos: Shelby Harris, 3, at Minnesota, 11/17/19
Playoffs: Has never happened
Opponents: **Max Crosby, 3, vs. Las Vegas, 10/17/21**
Playoffs: *Kony Ealy, 3, vs. Carolina, 2/7/16*

FOUR SACKS:

Broncos: Elvis Dumervil, 4, vs. Cleveland, 9/20/09
Playoffs: Has never happened
Opponents: Khalil Mack, 5, vs. Oakland, 12/13/15
Playoffs: Has never happened

TWO FUMBLE RECOVERIES:

Broncos: Elvis Dumervil, 2, vs. Minnesota, 12/30/07 - OT
Playoffs: Has never happened
Opponents: Glenn Dorsey, 2, at Kansas City, 12/6/09
Playoffs: *Randy Hughes, 2, vs. Dallas, 1/15/78*

SHUTOUT ON ROAD:

by Broncos: Denver 12, at Cleveland 0, 9/27/92
Playoffs: Has never happened
by Opponents: at L.A. Chargers 21, Denver 0, 10/22/17
Playoffs: Has never happened

SHUTOUT AT HOME:

by Broncos: **at Denver 26, N.Y. Jets 0, 9/26/21**
Playoffs: Has never happened
by Opponents: Has never happened
Playoffs: Has never happened

OVERTIME WIN AWAY FROM DENVER:

Broncos: Denver 26, at Cleveland 23, 10/18/15
Playoffs: Denver 23, at Cleveland 20, 1/11/87
Opponents: at Seattle 26, Denver 20, 9/21/14
Playoffs: Has never happened
TIE: Denver 17, at Green Bay 17, 9/20/87

OVERTIME WIN IN DENVER:

Broncos: at Denver 20, Cincinnati 17, 12/28/15
Playoffs: at Denver 29, Pittsburgh 23, 1/8/12
Opponents: Kansas City 30, at Denver 27, 11/27/16
Playoffs: Baltimore 38, at Denver 25, 1/12/13
TIE: at Denver 35, Pittsburgh 35, 9/22/74

40 POINTS:

Broncos: at Denver 45, Arizona 10, 10/18/18
Playoffs: at Denver 42, Jacksonville 17, 12/27/97
Opponents: at New England 41, Denver 16, 11/12/17
Playoffs: *vs. Seattle 43, Denver 8, 2/2/14*

50 POINTS:

Broncos: at Denver 51, Tennessee 28, 12/8/13
Playoffs: Has never happened
Opponents: at Philadelphia 51, Denver 23, 11/5/17
Playoffs: *San Francisco 55, Denver 10, 1/28/90*

TWO-POINT CONVERSION:

Broncos: **Teddy Bridgewater pass to Courtland Sutton, at Dallas, 11/7/21**
Playoffs: *Peyton Manning pass to Bennie Fowler, vs. Carolina, 2/7/16*
Opponents: Derek Carr pass to Darren Waller, vs. Las Vegas, 1/3/21
Playoffs: Has never happened

THREE FIELD GOALS:

Broncos: **Brandon McManus, 3, at Dallas, 11/7/21**
Playoffs: *Brandon McManus, 3, vs. Carolina, 2/7/16*
Opponents: **Evan McPherson, 3, vs. Cincinnati Bengals, 12/19/21**
Playoffs: Chris Boswell, 3, vs. Pittsburgh, 1/17/16

FOUR FIELD GOALS:

Broncos: **Brandon McManus, 4, vs. N.Y. Jets, 9/26/21**
Playoffs: Brandon McManus, 5, vs. Pittsburgh, 1/17/16
Opponents: Michael Badgley, 4, at L.A. Chargers, 12/27/20
Playoffs: Has never happened

FIVE FIELD GOALS:

Broncos: Connor Barth, 5, at San Diego, 12/14/14
Playoffs: Brandon McManus, 5, vs. Pittsburgh, 1/17/16
Opponents: Harrison Butker, 5, at Kansas City, 12/6/20
Playoffs: Has never happened

SIX FIELD GOALS:

Broncos: Brandon McManus, 6, at New England, 10/18/20
Playoffs: Has never happened
Opponents: Jeff Wilkins, 6, at St. Louis, 9/10/06
Playoffs: Has never happened

PUNT RETURN FOR A TOUCHDOWN:

Broncos: Diontae Spencer, 83 yds., at Carolina, 12/13/20
Playoffs: Trindon Holliday, 90 yds., vs. Baltimore, 1/12/13
Opponents: Jamal Agnew, 64 yds., vs. Detroit, 12/22/19
Playoffs: Has never happened

KICKOFF RETURN FOR A TOUCHDOWN:

Broncos: Trindon Holliday, 105 yds., vs. Philadelphia, 9/29/13
Playoffs: Trindon Holliday, 104 yds., vs. Baltimore, 1/12/13
Opponents: **Jamal Agnew, 102 yds., at Jacksonville, 9/19/21**
Playoffs: *Percy Harvin, 87 yds., vs. Seattle, 2/2/14*

INTERCEPTION RETURN FOR A TOUCHDOWN:

Broncos: **Pat Surtain II, 70 yds., vs. L.A. Chargers, 11/28/21**
Playoffs: Has never happened
Opponents: **Daniel Sorensen, 75 yds., at Kansas City, 12/5/21**
Playoffs: *Malcolm Smith, 69 yds., vs. Seattle, 2/2/14*

FUMBLE RETURN FOR A TOUCHDOWN:

Broncos: Kareem Jackson, 70 yds., at Houston, 12/8/19
Playoffs: *Malik Jackson, recovered in end zone, vs. Carolina, 2/7/16*
Opponents: **Darius Slay Jr., 83 yds., vs. Philadelphia, 11/14/21**
Playoffs: Has never happened

MISSED FIELD GOAL RETURN FOR A TOUCHDOWN:

Broncos: Has never happened
Playoffs: Has never happened
Opponents: Chris McAlister, 107 yds., at Baltimore, 9/30/02
Playoffs: Has never happened

BLOCKED PUNT:

Broncos: Joe Jones, at Baltimore, 9/23/18
Playoffs: Has never happened
Opponents: Pat O'Connor, vs. Tampa Bay, 9/27/20
Playoffs: Blake Spence, vs. N.Y. Jets, 1/17/99

BLOCKED PUNT RETURN FOR A TOUCHDOWN:

Broncos: Steven Johnson, vs. Philadelphia, 9/29/13
Playoffs: Has never happened
Opponents: Alex Bannister, 9 yds., at Seattle, 10/14/01
Playoffs: Travis Davis, 29 yds., vs. Jacksonville, 12/27/97

BLOCKED FIELD GOAL:

Broncos: **Shelby Harris & Dre'Mont Jones vs. Washington, 10/31/21**
Playoffs: Has never happened
Opponents: **K'Von Wallace vs Philadelphia, 11/14/21**
Playoffs: Has never happened

BLOCKED FIELD GOAL RETURN FOR A TOUCHDOWN:

Broncos: Louis Wright, 60 yds., vs. San Diego, 11/17/85
Playoffs: Has never happened
Opponents: Cornelius Bennett, 80 yds., at Buffalo, 9/30/90
Playoffs: Has never happened

MISSED/BLOCKED POINT-AFTER-TOUCHDOWN ATTEMPT:

Broncos: Taylor Russolino (kick failed, wide right, twice), vs. Buffalo, (12/19/20)
Playoffs: Jason Elam (Blocked by Clyde Simmons), vs. Jacksonville, 1/4/97
Opponents: Stephen Gostkowski (kick failed, wide left), vs. Tennessee, 9/14/20
Playoffs: Stephen Gostkowski (kick failed, wide right), vs. New England, 1/24/16

SAFETY:

Broncos: Jeff Driskel tackled in the end zone by Shaquil Barrett, vs. Tampa Bay, 9/27/20
Playoffs: Tony Eason sacked in the end zone by Rulon Jones, vs. New England, 1/4/87
Opponents: Russell Okung tackled in the end zone, vs. Kansas City, 11/27/16
Playoffs: *Knowshon Moreno tackled in the end zone by C. Avril, vs. Seattle, 2/2/14*

2021 DENVER BRONCOS NUMERICAL ROSTER



| No. | Name | Pos. | Ht. | Wt. | Age | Exp. | College | Hometown | How Acq. |
|------------------------------------|-----------------------|-------|------|-----|-----|------|--------------------------|-------------------------|----------|
| 2 | Pat Surtain II | CB | 6-2 | 202 | 21 | R | Alabama | Plantation, Fla. | D1-'21 |
| 3 | Drew Lock | QB | 6-4 | 228 | 25 | 3 | Missouri | Columbia, Mo. | D2b-'19 |
| 4 | Brett Rypien | QB | 6-2 | 202 | 25 | 3 | Boise State | Spokane, Wash. | CFA-'19 |
| 5 | Teddy Bridgewater | QB | 6-2 | 215 | 29 | 8 | Louisville | Miami | T-'21 |
| 6 | Sam Martin | P | 6-1 | 211 | 31 | 9 | Appalachian State | Fayetteville, Ga. | UFA-'20 |
| 8 | Brandon McManus | K | 6-3 | 201 | 30 | 8 | Temple | Lansdale, Pa. | FA-'14 |
| 9 | Kendall Hinton | WR | 6-0 | 195 | 24 | 2 | Wake Forest | Durham, N.C. | FA-'20 |
| 10 | Jerry Jeudy | WR | 6-1 | 193 | 22 | 2 | Alabama | Deerfield Beach, Fla. | D1-'20 |
| 11 | Diontae Spencer | WR | 5-8 | 170 | 29 | 3 | McNeese State | New Iberia, La. | W-'19 |
| 12 | Mike Ford | CB | 6-0 | 198 | 26 | 4 | Southeast Missouri State | Alton, Ill. | W-'21 |
| 13 | Michael Ojemudia | CB | 6-1 | 200 | 24 | 2 | Iowa | Farmington Hills, Mich. | D3a-'20 |
| 14 | Courtland Sutton | WR | 6-4 | 216 | 26 | 4 | Southern Methodist | Brenham, Texas | D2-'18 |
| 21 | Ronald Darby | CB | 5-11 | 193 | 27 | 7 | Florida State | Oxon Hill, Md. | UFA-'21 |
| 22 | Kareem Jackson | S | 5-10 | 183 | 33 | 12 | Alabama | Macon, Ga. | UFA-'19 |
| 23 | Kyle Fuller | CB | 5-11 | 194 | 29 | 8 | Virginia Tech | Baltimore, Md. | FA-'21 |
| 25 | Melvin Gordon III | RB | 6-1 | 215 | 28 | 7 | Wisconsin | Kenosha, Wisc. | UFA-'20 |
| 26 | Mike Boone | RB | 5-10 | 206 | 26 | 4 | Cincinnati | Macclenny, Fla. | UFA-'21 |
| 27 | Nate Hairston | CB | 6-0 | 185 | 27 | 5 | Temple | Washington, D.C. | FA-'20 |
| 29 | Bryce Callahan | CB | 5-9 | 188 | 30 | 7 | Rice | Moscow, Idaho | UFA-'19 |
| 30 | Caden Sterns | S | 6-1 | 207 | 22 | R | Texas | Cibolo, Texas | D5a-'21 |
| 31 | Justin Simmons | S | 6-2 | 202 | 28 | 6 | Boston College | Manassas, Va. | D3-'16 |
| 33 | Javonte Williams | RB | 5-10 | 220 | 21 | R | North Carolina | Wallace, N.C. | D2-'21 |
| 37 | P.J. Locke | S | 5-10 | 202 | 24 | 2 | Texas | Beaumont, Texas | FA-'19 |
| 40 | Justin Strnad | ILB | 6-3 | 235 | 25 | 2 | Wake Forest | Palm Harbor, Fla. | D5-'20 |
| 41 | Kenny Young | ILB | 6-1 | 234 | 27 | 5 | UCLA | New Orleans, La. | T-'21 |
| 43 | Micah Kiser | ILB | 6-0 | 244 | 26 | 4 | Virginia | Baltimore, Md. | FA-'21 |
| 46 | Jacob Bobenmoyer | LS | 6-2 | 235 | 24 | 2 | Northern Colorado | Cheyenne, Wyo. | FA-'20 |
| 49 | Jamar Johnson | S | 6-1 | 197 | 22 | R | Indiana | Sarasota, Fla. | D5b-'21 |
| 50 | Jonas Griffith | ILB | 6-4 | 250 | 24 | 1 | Indiana State | Louisville, Ky. | T-'21 |
| 52 | Netane Muti | G | 6-3 | 315 | 22 | 2 | Fresno State | Wahiawa, O'ahu, Hawai'i | D6-'20 |
| 53 | Jonathon Cooper | OLB | 6-4 | 257 | 23 | R | Ohio State | Gahanna, Ohio | D7b-'21 |
| 55 | Bradley Chubb | OLB | 6-4 | 275 | 25 | 4 | North Carolina State | Marietta, Ga. | D1-'18 |
| 56 | Baron Browning | ILB | 6-3 | 240 | 22 | R | Ohio State | Fort Worth, Texas | D3b-'21 |
| 59 | Malik Reed | OLB | 6-2 | 235 | 25 | 3 | Nevada | Dothan, Ala. | CFA-'19 |
| 66 | Dalton Risner | G | 6-5 | 312 | 26 | 3 | Kansas State | Wiggins, Colo. | D2a-'19 |
| 70 | Bobby Massie | T | 6-6 | 325 | 32 | 10 | Mississippi | Lynchburg, Va. | UFA-'21 |
| 71 | Austin Schlottmann | G/C | 6-6 | 300 | 26 | 3 | TCU | Brenham, Texas | CFA-'18 |
| 72 | Garett Bolles | T | 6-5 | 300 | 29 | 5 | Utah | Walnut Creek, Calif. | D1-'17 |
| 73 | Cam Fleming | T | 6-5 | 320 | 29 | 8 | Stanford | Fort Hood, Texas | UFA-'21 |
| 77 | Quinn Meinerz | G/C | 6-3 | 320 | 23 | R | Wisconsin-Whitewater | Hartford, Wis. | D3a-'21 |
| 81 | Tim Patrick | WR | 6-4 | 212 | 28 | 4 | Utah | San Diego | FA-'17 |
| 82 | Eric Saubert | TE | 6-5 | 253 | 27 | 5 | Drake | Chicago | UFA-'21 |
| 85 | Albert Okwuegbunam | TE | 6-5 | 258 | 23 | 2 | Missouri | Springfield, Ill. | D4-'20 |
| 87 | Noah Fant | TE | 6-4 | 249 | 24 | 3 | Iowa | Omaha, Neb. | D1-'19 |
| 90 | DeShawn Williams | DL | 6-1 | 291 | 28 | 4 | Clemson | Central, S.C. | FA-'20 |
| 91 | Stephen Weatherly | OLB | 6-5 | 265 | 27 | 6 | Vanderbilt | Snellville, Ga. | T-'21 |
| 93 | Dre'Mont Jones | DE | 6-3 | 281 | 24 | 3 | Ohio State | Cleveland | D3-'19 |
| 94 | Aaron Patrick | OLB | 6-4 | 245 | 25 | 1 | Eastern Kentucky | Dayton, Ohio | FA-'21 |
| 95 | McTelvin Agim | DL | 6-3 | 300 | 24 | 2 | Arkansas | Texarkana, Texas | D3c-'20 |
| 96 | Shelby Harris | DE | 6-2 | 290 | 30 | 7 | Illinois State | Milwaukee | FA-'17 |
| 99 | Shamar Stephen | DL | 6-5 | 309 | 30 | 8 | Connecticut | Westbury, N.Y. | FA-'21 |
| PRACTICE SQUAD | | | | | | | | | |
| 15 | Anthony Gordon | QB | 6-3 | 201 | 25 | 1 | Washington State | Pacifica, Calif. | FA-'21 |
| 16 | Tyrie Cleveland | WR | 6-2 | 205 | 24 | 2 | Florida | Houston | D7a-'20 |
| 17 | Travis Fulgham | WR | 6-2 | 215 | 26 | 3 | Old Dominion | Alexandria, Va. | FA-'21 |
| 19 | Seth Williams | WR | 6-3 | 211 | 21 | R | Auburn | Cottondale, Ala. | D6-'21 |
| 28 | Damarea Crockett | RB | 5-11 | 225 | 24 | 1 | Missouri | Little Rock, Ark. | FA-'20 |
| 32 | Ha Ha Clinton-Dix | S | 6-1 | 208 | 29 | 7 | Alabama | Orlando | FA-'21 |
| 51 | Marquiss Spencer | DE | 6-4 | 300 | 24 | R | Mississippi State | Greenwood, Miss. | D7c-'21 |
| 57 | Pita Taumoepeuu | OLB | 6-1 | 245 | 27 | 4 | Utah | Provo, Utah | FA-'21 |
| 68 | Zack Johnson | G | 6-6 | 301 | 28 | 1 | North Dakota State | Apple Valley, Minn. | FA-'21 |
| 75 | Quinn Bailey | T | 6-6 | 323 | 26 | 1 | Arizona State | Gilbert, Ariz. | CFA-'19 |
| 80 | Rico Gafford | WR | 5-10 | 184 | 25 | 2 | Wyoming | Des Moines, Iowa | FA-'21 |
| 86 | Caleb Wilson | TE | 6-4 | 240 | 25 | 2 | UCLA | Dallas | FA-'21 |
| 88 | Shaun Beyer | TE | 6-5 | 248 | 25 | R | Iowa | Shellsburg, Iowa | CFA-'21 |
| RESERVE/COVID-19 | | | | | | | | | |
| 48 | Andre Mintze | OLB | 6-3 | 246 | 23 | R | Vanderbilt | Philadelphia | CFA-'21 |
| 79 | Lloyd Cushenberry III | C | 6-4 | 315 | 24 | 2 | Louisiana State | Geismar, La. | D3b-'20 |
| 98 | Mike Purcell | DL | 6-3 | 328 | 30 | 6 | Wyoming | Highlands Ranch, Colo. | FA-'19 |
| PRACTICE SQUAD COVID-19 | | | | | | | | | |
| 54 | Barrington Wade | ILB | 6-1 | 232 | 23 | R | Iowa | Skokie, Ill. | W-'21 |
| 78 | Drew Himmelman | T | 6-10 | 315 | 25 | R | Illinois State | Geneseo, Ill. | CFA-'21 |
| 92 | Jonathan Harris | DL | 6-5 | 295 | 25 | 3 | Lindenwood | Aurora, Ill. | W-'19 |
| RESERVE/INJURED | | | | | | | | | |
| 1 | KJ Hamler | WR | 5-9 | 178 | 22 | 2 | Penn State | Pontiac, Mich. | D2-'20 |
| 32 | LeVante Bellamy | RB | 5-9 | 190 | 25 | 2 | Western Michigan | Indianapolis | CFA-'20 |
| 45 | Alexander Johnson | ILB | 6-2 | 255 | 30 | 4 | Tennessee | Gainesville, Ga. | CFA-'18 |
| 47 | Josey Jewell | ILB | 6-2 | 236 | 27 | 4 | Iowa | Decorah, Iowa | D4a-'18 |
| 60 | Cody Conway | T | 6-6 | 296 | 25 | 1 | Syracuse | Plainfield, Ill. | FA-'21 |
| 61 | Graham Glasgow | G | 6-6 | 310 | 29 | 6 | Michigan | Aurora, Ill. | UFA-'20 |
| 65 | Brett Jones | C | 6-2 | 315 | 30 | 6 | Regina | Weyburn, Saskatchewan | UFA-'21 |
| 76 | Calvin Anderson | T | 6-5 | 300 | 25 | 3 | Texas | Philadelphia | FA-'19 |
| 83 | Andrew Beck | FB/TE | 6-3 | 255 | 25 | 3 | Texas | Tampa, Fla. | W-'19 |
| | Adrian Killins | RB | 5-8 | 177 | 23 | 1 | Central Florida | Daytona Beach, Fla. | FA-'21 |
| | Natrez Patrick | OLB | 6-3 | 242 | 24 | 3 | Georgia | Atlanta | W-'20 |
| PRACTICE SQUAD/INJURED | | | | | | | | | |
| 20 | Duke Dawson Jr. | CB | 5-10 | 198 | 26 | 4 | Florida | Cross City, Fla. | T-'19 |
| RESERVE/NON-FOOTBALL INJURY | | | | | | | | | |
| | DaeSean Hamilton | WR | 6-1 | 206 | 26 | 4 | Penn State | Fredericksburg, Va. | D4b-'18 |

COACHING STAFF

| Coach | Title |
|----------------------|----------------------------------|
| Vic Fangio | Head Coach |
| Ed Donatell | Defensive Coordinator |
| Tom McMahon | Special Teams Coordinator |
| Pat Shurmur | Offensive Coordinator |
| Zach Azzanni | Wide Receivers |
| Chris Beake | Def. Pass Game Specialist |
| Chris Cook | Off. Quality Control |
| Chris Gould | Asst. Special Teams |
| Wade Harman | Tight Ends |
| Reggie Herring | Linebackers |
| Mike Hiestand | Asst. Defensive Line/Asst. to HC |
| Korey Jones | Asst. Strength & Conditioning |
| Bill Kollar | Defensive Line |
| Chris Kuper | Asst. Offensive Line |
| Loren Landow | Strength & Conditioning |
| Mark Loecher | Asst. Strength & Conditioning |
| Curtis Modkins | Running Backs |
| Mike Munchak | Offensive Line |
| Pierre Ngo | Asst. Strength and Conditioning |
| John Pagano | Outside Linebackers |
| Christian Parker | Defensive Backs |
| Justin Rascati | Off. Quality Control |
| Matt Sheldon | Senior Analyst |
| Mike Shula | Quarterbacks |
| Nathaniel Willingham | Def. Quality Control |
| Emily Zaler | Asst. Player Performance |

PRONUNCIATION GUIDE

| Name | Pronunciation |
|--------------------|---------------------|
| McTelvin Agim | uh-GEEM |
| Jacob Bobenmoyer | BOB-en-meyer |
| Garett Bolles | BOWLS |
| Graham Glasgow | GLASS-gow |
| Jerry Jeudy | Judy |
| Josey Jewell | JOE-zee |
| Quinn Meinerz | minors |
| Netane Muti | ne-TAHN-ay MOO-tee |
| Michael Ojemudia | oh-jeh-MOO-dee-uh |
| Albert Okwuegbunam | OWE-kwoo-AY-boo-nom |
| Dalton Risner | RISE-ner |
| Brett Rypien | RIP-en |
| Eric Saubert | SAW-ber |
| Austin Schlottmann | SHLOTE-man |
| Shamar Stephen | steeffen |
| Justin Strnad | STIR-nad |
| Pat Surtain II | sur-TAN |
| Pita Taumoepeuu | TAO-moy-PEH-new |
| DeShawn Williams | dee-SHAWN |

HOW ACQUIRED KEY

| | |
|-----|-------------------------|
| CFA | College Free Agent |
| D | Draft Pick |
| FA | Free Agent |
| T | Trade |
| UFA | Unrestricted Free Agent |
| W | Waivers |

Roster last updated 12/28/21

2021 DENVER BRONCOS ALPHABETICAL ROSTER



| No. | Name | Pos. | Ht. | Wt. | Age | Exp. | College | Hometown | How Acq. |
|------------------------------------|------------------------|-------|------|-----|-----|------|--------------------------|-------------------------|----------|
| 95 | Agim, McTelvin | DL | 6-3 | 300 | 24 | 2 | Arkansas | Texarkana, Texas | D3c-'20 |
| 46 | Bobenmoyer, Jacob | LS | 6-2 | 235 | 24 | 2 | Northern Colorado | Cheyenne, Wyo. | FA-'20 |
| 72 | Bolles, Garrett | T | 6-5 | 300 | 29 | 5 | Utah | Walnut Creek, Calif. | D1-'17 |
| 26 | Boone, Mike | RB | 5-10 | 206 | 26 | 4 | Cincinnati | Macclenny, Fla. | UFA-'21 |
| 5 | Bridgewater, Teddy | QB | 6-2 | 215 | 29 | 8 | Louisville | Miami | T-'21 |
| 56 | Browning, Baron | ILB | 6-3 | 240 | 22 | R | Ohio State | Fort Worth, Texas | D3b-'21 |
| 29 | Callahan, Bryce | CB | 5-9 | 188 | 30 | 7 | Rice | Moscow, Idaho | UFA-'19 |
| 55 | Chubb, Bradley | OLB | 6-4 | 275 | 25 | 4 | North Carolina State | Marietta, Ga. | D1-'18 |
| 53 | Cooper, Jonathon | OLB | 6-4 | 257 | 23 | R | Ohio State | Gahanna, Ohio | D7b-'21 |
| 21 | Darby, Ronald | CB | 5-11 | 193 | 27 | 7 | Florida State | Oxon Hill, Maryland | UFA-'21 |
| 87 | Fant, Noah | TE | 6-4 | 249 | 24 | 3 | Iowa | Omaha, Neb. | D1-'19 |
| 73 | Fleming, Cam | T | 6-5 | 320 | 29 | 8 | Stanford | Fort Hood, Texas | UFA-'21 |
| 12 | Ford, Mike | CB | 6-0 | 198 | 26 | 4 | Southeast Missouri State | Alton, Ill. | W-'21 |
| 23 | Fuller, Kyle | CB | 5-11 | 194 | 29 | 8 | Virginia Tech | Baltimore, Md. | FA-'21 |
| 25 | Gordon III, Melvin | RB | 6-1 | 215 | 28 | 7 | Wisconsin | Kenosha, Wisc. | UFA-'20 |
| 50 | Griffith, Jonas | ILB | 6-4 | 250 | 24 | 1 | Indiana State | Louisville, Ky. | T-'21 |
| 27 | Hairston, Nate | CB | 6-0 | 185 | 27 | 5 | Temple | Washington, D.C. | FA-'20 |
| 96 | Harris, Shelby | DE | 6-2 | 290 | 30 | 7 | Illinois State | Milwaukee | FA-'17 |
| 9 | Hinton, Kendall | WR | 6-0 | 195 | 24 | 2 | Wake Forest | Durham, N.C. | FA-'20 |
| 22 | Jackson, Kareem | S | 5-10 | 183 | 33 | 12 | Alabama | Macon, Ga. | UFA-'19 |
| 10 | Judy, Jerry | WR | 6-1 | 193 | 22 | 2 | Alabama | Deerfield Beach, Fla. | D1-'20 |
| 49 | Johnson, Jamar | S | 6-1 | 197 | 22 | R | Indiana | Sarasota, Fla. | D5b-'21 |
| 93 | Jones, Dre'Mont | DE | 6-3 | 281 | 24 | 3 | Ohio State | Cleveland | D3-'19 |
| 43 | Kiser, Micah | ILB | 6-0 | 244 | 26 | 4 | Virginia | Baltimore, Md. | FA-'21 |
| 3 | Lock, Drew | QB | 6-4 | 228 | 25 | 3 | Missouri | Columbia, Mo. | D2b-'19 |
| 37 | Locke, P.J. | S | 5-10 | 202 | 24 | 2 | Texas | Beaumont, Texas | FA-'19 |
| 6 | Martin, Sam | P | 6-1 | 211 | 31 | 9 | Appalachian State | Fayetteville, Ga. | UFA-'20 |
| 70 | Massie, Bobby | T | 6-6 | 325 | 32 | 10 | Mississippi | Lynchburg, Va. | UFA-'21 |
| 8 | McManus, Brandon | K | 6-3 | 201 | 30 | 8 | Temple | Lansdale, Pa. | FA-'14 |
| 77 | Meinerz, Quinn | G/C | 6-3 | 320 | 23 | R | Wisconsin-Whitewater | Hartford, Wis. | D3a-'21 |
| 52 | Muti, Netane | G | 6-3 | 315 | 22 | 2 | Fresno State | Wahiawa, O'ahu, Hawai'i | D6-'20 |
| 13 | Ojemudia, Michael | CB | 6-1 | 200 | 24 | 2 | Iowa | Farmington Hills, Mich. | D3a-'20 |
| 85 | Okwuegbunam, Albert | TE | 6-5 | 258 | 23 | 2 | Missouri | Springfield, Ill. | D4-'20 |
| 94 | Patrick, Aaron | OLB | 6-4 | 245 | 25 | 1 | Eastern Kentucky | Dayton, Ohio | FA-'21 |
| 81 | Patrick, Tim | WR | 6-4 | 212 | 28 | 4 | Utah | San Diego | FA-'17 |
| 59 | Reed, Malik | OLB | 6-2 | 235 | 25 | 3 | Nevada | Dothan, Ala. | CFA-'19 |
| 66 | Risner, Dalton | G | 6-5 | 312 | 26 | 3 | Kansas State | Wiggins, Colo. | D2a-'19 |
| 4 | Rypien, Brett | QB | 6-2 | 202 | 25 | 3 | Boise State | Spokane, Wash. | CFA-'19 |
| 82 | Saubert, Eric | TE | 6-5 | 253 | 27 | 5 | Drake | Chicago | UFA-'21 |
| 71 | Schlottmann, Austin | G/C | 6-6 | 300 | 26 | 3 | TCU | Brenham, Texas | CFA-'18 |
| 31 | Simmons, Justin | S | 6-2 | 202 | 28 | 6 | Boston College | Manassas, Va. | D3-'16 |
| 11 | Spencer, Diontae | WR | 5-8 | 170 | 29 | 3 | McNeese State | New Iberia, La. | W-'19 |
| 99 | Stephen, Shamar | DL | 6-5 | 309 | 30 | 8 | Connecticut | Westbury, N.Y. | FA-'21 |
| 30 | Sterns, Caden | S | 6-1 | 207 | 22 | R | Texas | Cibolo, Texas | D5a-'21 |
| 40 | Strnad, Justin | ILB | 6-3 | 235 | 25 | 2 | Wake Forest | Palm Harbor, Fla. | D5-'20 |
| 2 | Surtain II, Pat | CB | 6-2 | 202 | 21 | R | Alabama | Plantation, Fla. | D1-'21 |
| 14 | Sutton, Courtland | WR | 6-4 | 216 | 26 | 4 | Southern Methodist | Brenham, Texas | D2-'18 |
| 91 | Weatherly, Stephen | OLB | 6-5 | 265 | 27 | 6 | Vanderbilt | Snellville, Ga. | T-'21 |
| 90 | Williams, DeShawn | DL | 6-1 | 291 | 28 | 4 | Clemson | Central, S.C. | FA-'20 |
| 33 | Williams, Javonte | RB | 5-10 | 220 | 21 | R | North Carolina | Wallace, N.C. | D2-'21 |
| 41 | Young, Kenny | ILB | 6-1 | 234 | 27 | 5 | UCLA | New Orleans, La. | T-'21 |
| PRACTICE SQUAD | | | | | | | | | |
| 75 | Bailey, Quinn | T | 6-6 | 323 | 26 | 1 | Arizona State | Gilbert, Ariz. | CFA-'19 |
| 88 | Beyer, Shaun | TE | 6-5 | 248 | 25 | R | Iowa | Shellsburg, Iowa | CFA-'21 |
| 16 | Cleveland, Tyrie | WR | 6-2 | 205 | 24 | 2 | Florida | Houston | D7a-'20 |
| 32 | Clinton-Dix, Ha Ha | S | 6-1 | 208 | 29 | 7 | Alabama | Orlando | FA-'21 |
| 28 | Crockett, Damarea | RB | 5-11 | 225 | 24 | 1 | Missouri | Little Rock, Ark. | FA-'20 |
| 17 | Fulgham, Travis | WR | 6-2 | 215 | 26 | 3 | Old Dominion | Alexandria, Va. | FA-'21 |
| 80 | Gafford, Rico | WR | 5-10 | 184 | 25 | 2 | Wyoming | Des Moines, Iowa | FA-'21 |
| 15 | Gordon, Anthony | QB | 6-3 | 201 | 25 | 1 | Washington State | Pacific, Calif. | FA-'21 |
| 68 | Johnson, Zack | G | 6-6 | 301 | 28 | 1 | North Dakota State | Apple Valley, Minn. | FA-'21 |
| 51 | Spencer, Marquiss | DE | 6-4 | 300 | 24 | R | Mississippi State | Greenwood, Miss. | D7c-'21 |
| 57 | Taumoepenu, Pita | OLB | 6-1 | 245 | 27 | 4 | Utah | Provo, Utah | FA-'21 |
| 19 | Williams, Seth | WR | 6-3 | 211 | 21 | R | Auburn | Cottondale, Ala. | D6-'21 |
| 86 | Wilson, Caleb | TE | 6-4 | 240 | 25 | 2 | UCLA | Dallas | FA-'21 |
| RESERVE/COVID-19 | | | | | | | | | |
| 79 | Cushenberry III, Lloyd | C | 6-4 | 315 | 24 | 2 | Louisiana State | Geismar, La. | D3b-'20 |
| 48 | Mintze, Andre | OLB | 6-3 | 246 | 23 | R | Vanderbilt | Philadelphia | CFA-'21 |
| 98 | Purcell, Mike | DL | 6-3 | 328 | 30 | 6 | Wyoming | Highlands Ranch, Colo. | FA-'19 |
| PRACTICE SQUAD COVID-19 | | | | | | | | | |
| 92 | Harris, Jonathan | DL | 6-5 | 295 | 25 | 3 | Lindenwood | Aurora, Ill. | W-'19 |
| 78 | Himmelman, Drew | T | 6-10 | 315 | 25 | R | Illinois State | Geneseo, Ill. | CFA-'21 |
| 54 | Wade, Barrington | ILB | 6-1 | 232 | 23 | R | Iowa | Skokie, Ill. | W-'21 |
| RESERVE/INJURED | | | | | | | | | |
| 76 | Anderson, Calvin | T | 6-5 | 300 | 25 | 3 | Texas | Philadelphia | FA-'19 |
| 83 | Beck, Andrew | FB/TE | 6-3 | 255 | 25 | 3 | Texas | Tampa, Fla. | W-'19 |
| 32 | Bellamy, LeVante | RB | 5-9 | 190 | 25 | 2 | Western Michigan | Indianapolis | CFA-'20 |
| 60 | Conway, Cody | T | 6-6 | 296 | 25 | 1 | Syracuse | Plainfield, Ill. | FA-'21 |
| 61 | Glasgow, Graham | G | 6-6 | 310 | 29 | 6 | Michigan | Aurora, Ill. | UFA-'20 |
| 1 | Hamler, KJ | WR | 5-9 | 178 | 22 | 2 | Penn State | Pontiac, Mich. | D2-'20 |
| 47 | Jewell, Josey | ILB | 6-2 | 236 | 27 | 4 | Iowa | Decorah, Iowa | D4a-'18 |
| 45 | Johnson, Alexander | ILB | 6-2 | 255 | 30 | 4 | Tennessee | Gainesville, Ga. | CFA-'18 |
| 65 | Jones, Brett | C | 6-2 | 315 | 30 | 6 | Regina | Weyburn, Saskatchewan | UFA-'21 |
| | Killins, Adrian | RB | 5-8 | 177 | 23 | 1 | Central Florida | Daytona Beach, Fla. | FA-'21 |
| | Patrick, Natrez | OLB | 6-3 | 242 | 24 | 3 | Georgia | Atlanta | W-'20 |
| PRACTICE SQUAD/INJURED | | | | | | | | | |
| 20 | Dawson Jr., Duke | CB | 5-10 | 198 | 26 | 4 | Florida | Cross City, Fla. | T-'19 |
| RESERVE/NON-FOOTBALL INJURY | | | | | | | | | |
| | Hamilton, DaeSean | WR | 6-1 | 206 | 26 | 4 | Penn State | Fredericksburg, Va. | D4b-'18 |

COACHING STAFF

| Coach | Title |
|----------------------|----------------------------------|
| Vic Fangio | Head Coach |
| Ed Donatell | Defensive Coordinator |
| Tom McMahon | Special Teams Coordinator |
| Pat Shurmur | Offensive Coordinator |
| Zach Azzanni | Wide Receivers |
| Chris Beake | Def. Pass Game Specialist |
| Chris Cook | Off. Quality Control |
| Chris Gould | Asst. Special Teams |
| Wade Harman | Tight Ends |
| Reggie Herring | Linebackers |
| Mike Hiestand | Asst. Defensive Line/Asst. to HC |
| Kyle Jones | Asst. Strength & Conditioning |
| Bill Kollar | Defensive Line |
| Chris Kuper | Asst. Offensive Line |
| Loren Landow | Strength & Conditioning |
| Mark Loecher | Asst. Strength & Conditioning |
| Curtis Modkins | Running Backs |
| Mike Munchak | Offensive Line |
| Pierre Ngo | Asst. Strength and Conditioning |
| John Pagano | Outside Linebackers |
| Christian Parker | Defensive Backs |
| Justin Rascati | Off. Quality Control |
| Matt Sheldon | Senior Analyst |
| Mike Shula | Quarterbacks |
| Nathaniel Willingham | Def. Quality Control |
| Emily Zaler | Asst. Player Performance |

PRONUNCIATION GUIDE

| Name | Pronunciation |
|--------------------|--------------------|
| McTelvin Agim | uh-GEEM |
| Jacob Bobenmoyer | BOB-en-meyer |
| Garrett Bolles | BOWLS |
| Graham Glasgow | GLASS-gow |
| Jerry Judy | Judy |
| Josey Jewell | JOE-zee |
| Quinn Meinerz | minors |
| Netane Muti | ne-TAHN-ay MOO-tee |
| Michael Ojemudia | oh-jeh-MOO-dee-uh |
| Albert Okwuegbunam | OWE-kwo-AY-boo-nom |
| Dalton Risner | RISE-ner |
| Brett Rypien | RIP-en |
| Eric Saubert | SAW-bert |
| Austin Schlottmann | SHLOTE-man |
| Shamar Stephen | steffen |
| Justin Strnad | STIR-nad |
| Pat Surtain II | sur-TAN |
| Pita Taumoepenu | TAO-moy-PEH-new |
| DeShawn Williams | dee-SHAWN |

HOW ACQUIRED KEY

| | |
|-----|-------------------------|
| CFA | College Free Agent |
| D | Draft Pick |
| FA | Free Agent |
| T | Trade |
| UFA | Unrestricted Free Agent |
| W | Waivers |

Roster last updated 12/28/21

2021 DENVER BRONCOS POSITION-BY-POSITION ROSTER

Updated Dec. 28, 2021

OFFENSE

QUARTERBACKS (3)

| No. | Name | Pos. | Ht. | Wt. | Age | Exp. | College |
|-----|--------------------|------|-----|-----|-----|------|-------------|
| 5 | Bridgewater, Teddy | QB | 6-2 | 215 | 29 | 8 | Louisville |
| 3 | Lock, Drew | QB | 6-4 | 228 | 25 | 3 | Missouri |
| 4 | Rypien, Brett | QB | 6-2 | 202 | 25 | 3 | Boise State |

RUNNING BACKS (3)

| No. | Name | Pos. | Ht. | Wt. | Age | Exp. | College |
|-----|-------------------|------|------|-----|-----|------|----------------|
| 26 | Boone, Mike | RB | 5-10 | 206 | 26 | 4 | Cincinnati |
| 25 | Gordon, Melvin | RB | 6-1 | 215 | 28 | 7 | Wisconsin |
| 33 | Williams, Javonte | RB | 5-10 | 220 | 21 | R | North Carolina |

WIDE RECEIVERS (5)

| No. | Name | Pos. | Ht. | Wt. | Age | Exp. | College |
|-----|-------------------|------|-----|-----|-----|------|--------------------|
| 9 | Hinton, Kendall | WR | 6-0 | 195 | 24 | 2 | Wake Forest |
| 10 | Judy, Jerry | WR | 6-1 | 193 | 22 | 2 | Alabama |
| 81 | Patrick, Tim | WR | 6-4 | 212 | 28 | 4 | Utah |
| 11 | Spencer, Diontae | WR | 5-8 | 170 | 29 | 3 | McNeese State |
| 14 | Sutton, Courtland | WR | 6-4 | 216 | 26 | 4 | Southern Methodist |

TIGHT ENDS (3)

| No. | Name | Pos. | Ht. | Wt. | Age | Exp. | College |
|-----|---------------------|------|-----|-----|-----|------|----------|
| 87 | Fant, Noah | TE | 6-4 | 249 | 24 | 3 | Iowa |
| 85 | Okwuegbunam, Albert | TE | 6-5 | 258 | 23 | 2 | Missouri |
| 82 | Saubert, Eric | TE | 6-5 | 253 | 27 | 5 | Drake |

OFFENSIVE LINEMEN (7)

| No. | Name | Pos. | Ht. | Wt. | Age | Exp. | College |
|-----|---------------------|------|-----|-----|-----|------|----------------------|
| 72 | Bolles, Garrett | T | 6-5 | 300 | 29 | 5 | Utah |
| 73 | Fleming, Cam | T | 6-5 | 320 | 29 | 8 | Stanford |
| 70 | Massie, Bobby | T | 6-6 | 325 | 32 | 10 | Mississippi |
| 77 | Meinerz, Quinn | G/C | 6-3 | 320 | 23 | R | Wisconsin-Whitewater |
| 52 | Muti, Netane | G | 6-3 | 315 | 22 | 2 | Fresno State |
| 66 | Risner, Dalton | G | 6-5 | 312 | 26 | 3 | Kansas State |
| 71 | Schlottmann, Austin | G/C | 6-6 | 300 | 26 | 3 | TCU |

DEFENSE

DEFENSIVE LINE (5)

| No. | Name | Pos. | Ht. | Wt. | Age | Exp. | College |
|-----|-------------------|------|-----|-----|-----|------|----------------|
| 95 | Agim, McTelvin | DL | 6-3 | 300 | 24 | 2 | Arkansas |
| 96 | Harris, Shelby | DE | 6-2 | 290 | 30 | 7 | Illinois State |
| 93 | Jones, Dre'Mont | DE | 6-3 | 281 | 24 | 3 | Ohio State |
| 99 | Stephen, Shamar | DL | 6-5 | 309 | 30 | 8 | Connecticut |
| 90 | Williams, DeShawn | DL | 6-1 | 291 | 28 | 4 | Clemson |

LINEBACKERS (10)

| No. | Name | Pos. | Ht. | Wt. | Age | Exp. | College |
|-----|--------------------|------|-----|-----|-----|------|----------------------|
| 56 | Browning, Baron | ILB | 6-3 | 240 | 22 | R | Ohio State |
| 55 | Bradley, Chubb | OLB | 6-4 | 275 | 25 | 4 | North Carolina State |
| 53 | Cooper, Jonathon | OLB | 6-4 | 257 | 23 | R | Ohio State |
| 50 | Griffith, Jonas | ILB | 6-4 | 250 | 27 | 1 | Iowa |
| 43 | Kiser, Micah | ILB | 6-0 | 244 | 26 | 4 | Iowa |
| 94 | Patrick, Aaron | OLB | 6-4 | 245 | 25 | 1 | Eastern Kentucky |
| 59 | Reed, Malik | OLB | 6-2 | 235 | 25 | 3 | Nevada |
| 40 | Strnad, Justin | ILB | 6-3 | 235 | 25 | 2 | Wake Forest |
| 91 | Weatherly, Stephen | OLB | 6-5 | 265 | 27 | 6 | Vanderbilt |
| 41 | Young, Kenny | ILB | 6-1 | 234 | 27 | 5 | UCLA |

DEFENSIVE BACKS (12)

| No. | Name | Pos. | Ht. | Wt. | Age | Exp. | College |
|-----|-------------------|------|------|-----|-----|------|----------------|
| 21 | Darby, Ronald | CB | 5-11 | 193 | 27 | 7 | Florida State |
| 29 | Callahan, Bryce | CB | 5-9 | 188 | 30 | 7 | Rice |
| 12 | Ford, Mike | CB | 6-0 | 198 | 121 | 4 | Indiana State |
| 23 | Fuller, Kyle | CB | 5-11 | 194 | 29 | 8 | Virginia Tech |
| 27 | Hairston, Nate | CB | 6-0 | 185 | 27 | 5 | Temple |
| 22 | Jackson, Kareem | S | 5-10 | 183 | 33 | 12 | Alabama |
| 49 | Johnson, Jamar | S | 6-1 | 197 | 22 | R | Indiana |
| 37 | Locke, P.J. | S | 5-10 | 202 | 24 | 2 | Texas |
| 13 | Ojemudia, Michael | CB | 6-1 | 200 | 24 | 2 | Iowa |
| 31 | Simmons, Justin | S | 6-2 | 202 | 28 | 6 | Boston College |
| 30 | Sterns, Caden | S | 6-1 | 207 | 22 | R | Texas |
| 2 | Surtain II, Pat | CB | 6-2 | 202 | 21 | R | Alabama |

SPECIALISTS (3)

| No. | Name | Pos. | Ht. | Wt. | Age | Exp. | College |
|-----|-------------------|------|-----|-----|-----|------|-------------------|
| 46 | Bobenmoyer, Jacob | LS | 6-2 | 235 | 24 | 2 | Northern Colorado |
| 6 | Martin, Sam | P | 6-1 | 211 | 31 | 9 | Appalachian State |
| 8 | McManus, Brandon | K | 6-3 | 201 | 30 | 8 | Temple |

POSITION-BY-POSITION BREAKDOWN

| Position | No. | Position | No. |
|-------------------|-----|---------------------|-----|
| Quarterbacks | 3 | Defensive Linemen | 5 |
| Running Backs | 3 | Defensive Ends | 2 |
| Wide Receivers | 5 | Defensive Line | 3 |
| Tight Ends | 3 | Linebackers | 10 |
| Offensive Linemen | 7 | Inside Linebackers | 5 |
| Centers | 1 | Outside Linebackers | 5 |
| Guards | 3 | Defensive Backs | 12 |
| Tackles | 3 | Cornerbacks | 7 |
| | | Safeties | 5 |

2021 DENVER BRONCOS UNOFFICIAL DEPTH CHART

Updated Dec. 28, 2021

OFFENSE

| | | | | | |
|----|-----------|-------------------------|-----------|-------------------------|-----------------|
| WR | 10 | Jerry Jeudy | 9 | Kendall Hinton | |
| LT | 72 | Garett Bolles | 73 | Cam Fleming | |
| LG | 66 | Dalton Risner | 52 | Netane Muti | |
| C | 79 | [Lloyd Cushenberry III] | 71 | Austin Schlottmann | |
| RG | <u>77</u> | <u>Quinn Meinerz</u> | 52 | Netane Muti | |
| RT | 70 | Bobby Massie | 73 | Cam Fleming | |
| TE | 87 | Noah Fant | 85 | Albert Okwuegbunam | 82 Eric Saubert |
| WR | 81 | Tim Patrick | 11 | Diontae Spencer | |
| WR | 14 | Courtland Sutton | | | |
| RB | 25 | Melvin Gordon III | <u>33</u> | <u>Javonte Williams</u> | 26 Mike Boone |
| QB | 5 | Teddy Bridgewater | 3 | Drew Lock | 4 Brett Rypien |

DEFENSE

| | | | | | |
|-----|-----------|-----------------------|-----------|------------------------|--------------------------------|
| DE | 93 | Dre'Mont Jones | 99 | Shamar Stephen | |
| NT | 98 | [Mike Purcell] | 90 | DeShawn Williams | |
| DE | 96 | Shelby Harris | 95 | McTelvin Agim | |
| SLB | 55 | Bradley Chubb | <u>53</u> | <u>Jonathon Cooper</u> | |
| WLB | 59 | Malik Reed | 91 | Stephen Weatherly | 94 Aaron Patrick |
| ILB | <u>56</u> | <u>Baron Browning</u> | 40 | Justin Strnad | |
| ILB | 41 | Kenny Young | 50 | Jonas Griffith | 43 Micah Kiser |
| LCB | <u>2</u> | <u>Pat Surtain II</u> | 23 | Kyle Fuller | 13 Michael Ojemudia |
| RCB | 21 | Ronald Darby | 29 | Bryce Callahan | 27 Nate Hairston 12 Mike Ford |
| SS | 22 | Kareem Jackson | 37 | P.J. Locke | <u>49</u> <u>Jamar Johnson</u> |
| FS | 31 | Justin Simmons | <u>30</u> | <u>Caden Sterns</u> | |

SPECIAL TEAMS

| | | | | |
|----|----|------------------|---|----------------|
| PK | 8 | Brandon McManus | | |
| KO | 8 | Brandon McManus | | |
| P | 6 | Sam Martin | | |
| H | 6 | Sam Martin | | |
| LS | 46 | Jacob Bobenmoyer | | |
| KR | 11 | Diontae Spencer | 9 | Kendall Hinton |
| PR | 11 | Diontae Spencer | 9 | Kendall Hinton |

Rookies Underlined; [Reserve/COVID-19]

PRONUNCIATION GUIDE

| | |
|-------------------------------------------------|----------------------------------------|
| McTelvin Agim (uh-GEEM) | Dalton Risner (RISE-ner) |
| Jacob Bobenmoyer (BOB-en-meyer) | Brett Rypien (RIP-en) |
| Garett Bolles (BOWLS) | Eric Saubert (SAW-ber) |
| Jerry Jeudy (Judy) | Austin Schlottmann (SHLOTE-man) |
| Quinn Meinerz (minors) | Shamar Stephen (steffen) |
| Netane Muti (ne-TAHN-ay MOO-tee) | Justin Strnad (STIR-nad) |
| Michael Ojemudia (oh-jeh-MOO-dee-uh) | Pat Surtain II (sur-TAN) |
| Albert Okwuegbunam (OWE-kwoo-AY-boo-nom) | DeShawn Williams (dee-SHAWN) |

2021 DENVER BRONCOS ROSTER BY EXPERIENCE

Updated Dec. 28, 2021

| No. | Name | Pos. | Ht. | Wt. | Age | Exp. | College | Hometown | How Acq. |
|---------------|---------------------|------|------|-----|-----|------|--------------------------|-------------------------|----------|
| 12 (1) | | | | | | | | | |
| 22 | Jackson, Kareem | S | 5-10 | 183 | 33 | 12 | Alabama | Macon, Ga. | UFA-'19 |
| 10 (1) | | | | | | | | | |
| 70 | Massie, Bobby | T | 6-6 | 325 | 32 | 10 | Mississippi | Lynchburg, Va. | UFA-'21 |
| 9 (1) | | | | | | | | | |
| 6 | Martin, Sam | P | 6-1 | 211 | 31 | 9 | Appalachian State | Fayetteville, Ga. | UFA-'20 |
| 8 (5) | | | | | | | | | |
| 5 | Bridgewater, Teddy | QB | 6-2 | 215 | 29 | 8 | Louisville | Miami | T-'21 |
| 73 | Fleming, Cam | T | 6-5 | 320 | 29 | 8 | Stanford | Fort Hood, Texas | UFA-'21 |
| 23 | Fuller, Kyle | CB | 5-11 | 194 | 29 | 8 | Virginia Tech | Baltimore, Md. | FA-'21 |
| 8 | McManus, Brandon | K | 6-3 | 201 | 30 | 8 | Temple | Lansdale, Pa. | FA-'14 |
| 99 | Stephen, Shamar | DL | 6-5 | 309 | 30 | 8 | Connecticut | Westbury, N.Y. | FA-'21 |
| 7 (4) | | | | | | | | | |
| 29 | Callahan, Bryce | CB | 5-9 | 188 | 30 | 7 | Rice | Moscow, Idaho | UFA-'19 |
| 21 | Darby, Ronald | CB | 5-11 | 193 | 27 | 7 | Florida State | Oxon Hill, Maryland | UFA-'21 |
| 25 | Gordon III, Melvin | RB | 6-1 | 215 | 28 | 7 | Wisconsin | Kenosha, Wisc. | UFA-'20 |
| 96 | Harris, Shelby | DE | 6-2 | 290 | 30 | 7 | Illinois State | Milwaukee | FA-'17 |
| 6 (2) | | | | | | | | | |
| 31 | Simmons, Justin | S | 6-2 | 202 | 28 | 6 | Boston College | Manassas, Va. | D3-'16 |
| 91 | Weatherly, Stephen | OLB | 6-5 | 265 | 27 | 6 | Vanderbilt | Snellville, Ga. | T-'21 |
| 5 (3) | | | | | | | | | |
| 72 | Bolles, Garrett | T | 6-5 | 300 | 29 | 5 | Utah | Walnut Creek, Calif. | D1-'17 |
| 27 | Hairston, Nate | CB | 6-0 | 185 | 27 | 5 | Temple | Washington, D.C. | FA-'20 |
| 82 | Saubert, Eric | TE | 6-5 | 253 | 27 | 5 | Drake | Chicago | UFA-'21 |
| 4 (8) | | | | | | | | | |
| 26 | Boone, Mike | RB | 5-10 | 206 | 26 | 4 | Cincinnati | Macclenny, Fla. | UFA-'21 |
| 55 | Chubb, Bradley | OLB | 6-4 | 275 | 25 | 4 | North Carolina State | Marietta, Ga. | D1-'18 |
| 12 | Ford, Mike | CB | 6-0 | 198 | 26 | 4 | Southeast Missouri State | Alton, Ill. | W-'21 |
| 43 | Kiser, Micah | ILB | 6-0 | 244 | 26 | 4 | Virginia | Baltimore, Md. | FA-'21 |
| 81 | Patrick, Tim | WR | 6-4 | 212 | 28 | 4 | Utah | San Diego | FA-'17 |
| 14 | Sutton, Courtland | WR | 6-4 | 216 | 26 | 4 | Southern Methodist | Brenham, Texas | D2-'18 |
| 90 | Williams, DeShawn | DL | 6-1 | 291 | 28 | 4 | Clemson | Central, S.C. | FA-'20 |
| 41 | Young, Kenny | ILB | 6-1 | 234 | 27 | 4 | UCLA | New Orleans, La. | T-'21 |
| 3 (8) | | | | | | | | | |
| 87 | Fant, Noah | TE | 6-4 | 249 | 24 | 3 | Iowa | Omaha, Neb. | D1-'19 |
| 93 | Jones, Dre'Mont | DE | 6-3 | 281 | 24 | 3 | Ohio State | Cleveland | D3-'19 |
| 3 | Lock, Drew | QB | 6-4 | 228 | 25 | 3 | Missouri | Columbia, Mo. | D2b-'19 |
| 59 | Reed, Malik | OLB | 6-2 | 235 | 25 | 3 | Nevada | Dothan, Ala. | CFA-'19 |
| 66 | Risner, Dalton | G | 6-5 | 312 | 26 | 3 | Kansas State | Wiggins, Colo. | D2a-'19 |
| 4 | Rypien, Brett | QB | 6-2 | 202 | 25 | 3 | Boise State | Spokane, Wash. | CFA-'19 |
| 71 | Schlottmann, Austin | G/C | 6-6 | 300 | 26 | 3 | TCU | Brenham, Texas | CFA-'18 |
| 11 | Spencer, Diontae | WR | 5-8 | 170 | 29 | 3 | McNeese State | New Iberia, La. | W-'19 |
| 2 (9) | | | | | | | | | |
| 95 | Agim, McTelvin | DL | 6-3 | 300 | 24 | 2 | Arkansas | Texarkana, Texas | D3c-'20 |
| 46 | Bobenmoyer, Jacob | LS | 6-2 | 235 | 24 | 2 | Northern Colorado | Cheyenne, Wyo. | FA-'20 |
| 9 | Hinton, Kendall | WR | 6-0 | 195 | 24 | 2 | Wake Forest | Durham, N.C. | FA-'20 |
| 10 | Judy, Jerry | WR | 6-1 | 193 | 22 | 2 | Alabama | Deerfield Beach, Fla. | D1-'20 |
| 37 | Locke, P.J. | S | 5-10 | 202 | 24 | 2 | Texas | Beaumont, Texas | FA-'19 |
| 52 | Muti, Netane | G | 6-3 | 315 | 22 | 2 | Fresno State | Wahiawa, O'ahu, Hawai'i | D6-'20 |
| 13 | Ojemudia, Michael | CB | 6-1 | 200 | 24 | 2 | Iowa | Farmington Hills, Mich. | D3a-'20 |
| 85 | Okwuegbunam, Albert | TE | 6-5 | 258 | 23 | 2 | Missouri | Springfield, Ill. | D4-'20 |
| 40 | Strnad, Justin | ILB | 6-3 | 235 | 25 | 2 | Wake Forest | Palm Harbor, Fla. | D5-'20 |
| 1 (2) | | | | | | | | | |
| 50 | Griffith, Jonas | ILB | 6-4 | 250 | 24 | 1 | Indiana State | Louisville, Ky. | T-'21 |
| 94 | Patrick, Aaron | OLB | 6-4 | 245 | 25 | 1 | Eastern Kentucky | Dayton, Ohio | FA-'21 |
| R (7) | | | | | | | | | |
| 56 | Browning, Baron | ILB | 6-3 | 240 | 22 | R | Ohio State | Fort Worth, Texas | D3b-'21 |
| 53 | Cooper, Jonathon | OLB | 6-4 | 257 | 23 | R | Ohio State | Gahanna, Ohio | D7b-'21 |
| 49 | Johnson, Jamar | S | 6-1 | 197 | 22 | R | Indiana | Sarasota, Fla. | D5b-'21 |
| 77 | Meinerz, Quinn | C | 6-3 | 320 | 23 | R | Wisconsin-Whitewater | Hartford, Wis. | D3a-'21 |
| 30 | Sterns, Caden | S | 6-1 | 207 | 22 | R | Texas | Cibolo, Texas | D5a-'21 |
| 2 | Surtain II, Pat | CB | 6-2 | 202 | 21 | R | Alabama | Plantation, Fla. | D1-'21 |
| 33 | Williams, Javonte | RB | 5-10 | 220 | 21 | R | North Carolina | Wallace, N.C. | D2-'21 |

HOW THE 2021 BRONCOS WERE BUILT

Updated Dec. 28, 2021

| YEAR | DRAFT/CFA | FREE AGENT | TRADE/WAIVERS |
|------|--------------------------------------------------------------------------------------------------------------------------------------------------------------------------------------------------------------|-----------------------------------------------------------------------------------------------------------------------------------------------------------------------------------------------------------------------------|----------------------------------------------------------------------------------------------------------------------------------------------------|
| 2014 | | | K Brandon McManus (T-NYG) |
| 2015 | | | |
| 2016 | S Justin Simmons (Rd. 3) | | |
| 2017 | T Garrett Bolles (Rd. 1) | DE Shelby Harris WR Tim Patrick | |
| 2018 | OLB Bradley Chubb (Rd. 1) G/C Austin Schlottman (CFA) | | |
| 2019 | WR Courtland Sutton (Rd. 2) TE Noah Fant (Rd. 1) DE Dre'Mont Jones (Rd. 3) QB Drew Lock (Rd. 2b) OLB Malik Reed (CFA) G Dalton Risner (Rd. 2a) QB Brett Rypien (CFA) | CB Bryce Callahan (UFA-Chi.) S Kareem Jackson (UFA-Hou.) S P.J. Locke | WR Diontae Spencer (W-Pit.) |
| 2020 | DL McTelvin Agim (Rd. 3a) LS Jacob Bobenmoyer WR Jerry Jeudy (Rd. 1) G Netane Muti (Rd. 6) CB Michael Ojemudia (Rd. 3) TE Albert Okwuegbunam (Rd. 4) ILB Justin Strnad (Rd. 5) | RB Melvin Gordon (UFA-LAC) CB Nate Hairston WR Kendall Hinton P Sam Martin (UFA-Det.) DL DeShawn Williams | |
| 2021 | ILB Baron Browning (Rd. 3b) OLB Jonathon Cooper (Rd. 7b) S Jamar Johnson (Rd. 5b) G/C Quinn Meinerz (Rd. 3a) S Caden Sterns (Rd. 5a) CB Pat Surtain II (Rd. 1) RB Javonte Williams (Rd. 2) | RB Mike Boone (UFA-Min.) CB Ronald Darby (UFA-Was.) T Cam Fleming (UFA-NYG) CB Kyle Fuller ILB Micah Kiser T Bobby Massie (UFA-Chi.) OLB Aaron Patrick TE Eric Saubert (UFA-Jac.) DL Shamar Stephen | QB Teddy Bridgewater (T-Car.) CB Mike Ford (W-Det.) ILB Jonas Griffith (T-S.F.) OLB Stephen Weatherly (T-Min.) ILB Kenny Young (T-LAR) |

DENVER BRONCOS 2021-22 TRANSACTIONS — by date/by player
(Updated December 28, 2021)

BY DATE

| | | | | | | | |
|---------|------------------------------------------------------------------------------------------------------------------------------------------|--|----------------------------|----------------------------------------------------------------------------|---------|---------------------------------------------------------------------|----------------------------------------------------------------------------------------------------------------------------|
| 7/20/21 | Waived WR Damion Willis | | Waived DE Marquiss Spencer | | 10/2/21 | Elevated ILB Curtis Robinson from practice squad to active roster | |
| 7/23/21 | Signed LB Baron Browning | | Waived OLB Derrek Tuszka | | | Elevated G/C Austin Schlottman from practice squad to active roster | |
| 7/24/21 | Signed OL Quinn Meinerz | | Waived WR Barrington Wade | | 10/5/21 | Released CB Rojesterman Farris from practice squad | |
| | Signed RB Javonte Williams | | Waived WR Seth Williams | | | Released G/C Harry Crider from practice squad | |
| 7/26/21 | Placed S Jamar Johnson on reserve/COVID | | 9/1/21 | Claimed CB Mike Ford (W-Det.) | | Signed WR Josh Malone to practice squad | |
| | Placed CB Kary Vincent Jr. on reserve/COVID | | | Claimed RB Nate McCrary (W-Bal.) | | Signed ILB Avery Williamson to practice squad | |
| 7/27/21 | Waived C Pat Morris | | | Signed T Cam Fleming | | 10/9/21 | Activated CB Ronald Darby from injured reserve |
| | Signed C Brett Jones | | | Signed DL Shamar Stephen | | | Elevated WR Tyrie Cleveland from practice squad to active roster |
| | Signed S Tedric Thompson | | | Placed RB Mike Boone on reserve/injured | | | Placed TE Albert Okwuegbunam on injured reserve |
| 7/31/21 | Activated CB Kary Vincent Jr. from reserve/COVID | | | Placed CB Michael Ojemudia on reserve/injured | | 10/12/21 | Signed WR John Brown to practice squad |
| 8/1/21 | Signed CB Rojesterman Farris II | | | Waived RB Royce Freeman | | | Released WR Josh Malone from practice squad |
| 8/4/21 | Signed CB Saivion Smith | | | Waived DL Jonathan Harris | | 10/13/21 | Signed CB Rojesterman Farris to practice squad |
| 8/6/21 | Activated S Jamar Johnson from reserve/COVID | | | Signed T Quinn Bailey to practice squad | | 10/16/21 | Activated RB Mike Boone from injured reserve |
| | Waived WR Amara Darboh | | | Signed TE Shaun Beyer to practice squad | | | Elevated WR John Brown to from practice squad to active roster |
| 8/7/21 | Claimed ILB Barrington Wade (W-Bal.) | | | Signed WR Tyrie Cleveland to practice squad | | | Elevated WR Tyrie Cleveland from practice squad to active roster |
| | Waived WR Warren Jackson | | | Signed RB Damarea Crockett to practice squad | | 10/18/21 | Placed CB Mike Ford on injured reserve |
| 8/8/21 | Signed DT Lorenzo Neal Jr. | | | Signed CB Nate Hairston to practice squad | | | Promoted ILB Curtis Robinson from practice squad to active roster |
| | Released S Tedric Thompson | | | Signed T Drew Himmelman to practice squad | | | Promoted ILB Barrington Wade from practice squad to active roster |
| 8/17/21 | Signed RB Adrian Killins | | | Signed WR Kendall Hinton to practice squad | | | Signed ILB Pita Taumoepeenu to practice squad |
| | Waived CB Rojesterman Farris II | | | Signed CB Mac McCain III to practice squad | | | Placed ILB Alexander Johnson on injured reserve |
| | Waived ILB Peter Kalambayi | | | Signed ILB Curtis Robinson to practice squad | | | Placed OLB Andre Mintze on injured reserve |
| | Waived DT Lorenzo Neal Jr. | | | Signed QB Brett Rypien to practice squad | | | Released WR David Moore |
| | Waived/injured RB LeVante Bellamy | | | Signed G/C Austin Schlottmann to practice squad | | 10/20/21 | Promoted WR Tyrie Cleveland from practice squad to active roster |
| | Waived/injured WR DeVontres Dukes | | | Signed DE Marquiss Spencer to practice squad | | | Signed WR David Moore to practice squad |
| | Waived/injured DT Deyon Sizer | | | Signed ILB Barrington Wade to practice squad | | 10/21/21 | Elevated WR John Brown from practice squad to active roster |
| 8/23/21 | Signed Stevie Scott III | | 9/2/21 | Signed DL Jonathan Harris to practice squad | | | Elevated OLB Pita Taumoepeenu from practice squad to active roster |
| | Placed C Brett Jones on reserve/injured | | 9/6/21 | Signed WR De'Mornay Pierson-El to practice squad | | 10/23/21 | Acquired OLB Stephen Weatherly and a 2023 seventh-round selection from Minnesota in exchange for a 2022 seventh-round pick |
| | Waived/injured RB Adrian Killins | | | | | | Placed ILB Micah Kiser on injured reserve |
| | Released OLB Pita Taumoepeenu | | 9/8/21 | Signed CB Saivion Smith to practice squad | | 10/25/21 | Acquired ILB Kenny Young and a 2024 seventh-round selection from the L.A. Rams in exchange for a 2024 sixth-round pick |
| | Waived G Nolan Laufenberg | | 9/11/21 | Elevated RB Damarea Crockett to active roster | | | Waived ILB Barrington Wade |
| 8/24/21 | Waived ILB Josh Watson | | | Elevated CB Nate Hairston to active roster | | 10/26/21 | Placed G Netane Muti on reserve/COVID-19 list |
| | Waived WR Branden Mack | | 9/14/21 | Signed CB Nate Hairston to active roster | | | Waived RB Damarea Crockett |
| 8/31/21 | Acquired ILB Jonas Griffith from San Francisco in exchange for a 2022 sixth-round selection and a 2023 seventh-round selection | | | Signed WR Kendall Hinton to active roster | | | Waived ILB Curtis Robinson |
| | Traded WR Trinity Benson and a 2023 sixth-round pick to Detroit in exchange for fifth and seventh-round selections in the 2022 NFL Draft | | | Signed CB Rojesterman Farris to practice squad | | | Released WR John Brown from practice squad |
| | Placed CB Essang Bassey on reserve/PUP | | | Signed WR Rico Gafford to practice squad | | | Released G/C Javon Patterson from practice squad |
| | Placed CB Duke Dawson Jr. on reserve/PUP | | 9/18/21 | Placed CB Ronald Darby on injured reserve | | | Released CB Saivion Smith from practice squad |
| | Released T Cam Fleming | | | Placed WR Jerry Jeudy on injured reserve | | 10/27/21 | Signed G Shaq Calhoun to practice squad |
| | Released CB Nate Hairston | | 9/21/21 | Elevated RB Damarea Crockett to active roster | | | Signed RB Damarea Crockett to practice squad |
| | Released DL Shamar Stephen | | | Elevated G/C Austin Schlottmann to active roster | | | Signed ILB Curtis Robinson to practice squad |
| | Waived T Quinn Bailey | | 9/22/21 | Signed ILB Micah Kiser to active roster from LAR practice squad | | | Signed ILB Barrington Wade to practice squad |
| | Waived TE Shaun Beyer | | | Promoted RB Damarea Crockett from practice squad to active roster | | | |
| | Waived WR Tyrie Cleveland | | 9/23/21 | Signed OLB Pita Taumoepeenu to practice squad | | | |
| | Waived RB Damarea Crockett | | | Placed OLB Bradley Chubb on injured reserve | | | |
| | Waived TE Austin Fort | | 9/25/21 | Signed OLB Aaron Patrick to active roster from Jacksonville practice squad | | | |
| | Waived T Drew Himmelman | | | Waived RB Nate McCrary | | | |
| | Waived WR Kendall Hinton | | 9/28/21 | Released OLB Pita Taumoepeenu from practice squad | | | |
| | Waived DT Isaiah Mack | | | Promoted QB Brett Rypien from practice squad to active roster | | | |
| | Waived S Trey Marshall | | 9/29/21 | Signed WR David Moore to active roster from Las Vegas practice squad | | | |
| | Waived CB Mac McCain III | | | Placed ILB Jonas Griffith on injured reserve | | | |
| | Waived CB Parnell Motley | | | Placed WR KJ Hamler on injured reserve | | | |
| | Waived WR De'Mornay Pierson-El | | | Signed G/C Harry Crider to practice squad | | 10/30/21 | Activated ILB Jonas Griffith from injured reserve |
| | Waived FB Adam Prentice | | | Signed G/C Javon Patterson to practice squad | | | Activated WR Jerry Jeudy from injured reserve |
| | Waived ILB Curtis Robinson | | | | | | Activated TE Albert Okwuegbunam from injured reserve |
| | Waived QB Brett Rypien | | | | | | Elevated ILB Barrington Wade from practice squad to active roster |
| | Waived G/C Austin Schlottmann | | | | | | |
| | Waived RB Stevie Scott III | | | | | | |
| | Waived CB Savion Smith | | | | | | |

11/1/21 Acquired 2022 second and third-round draft selections from the L.A. Rams in exchange for OLB Von Miller

11/2/21 Acquired 2022 sixth round draft selection from Philadelphia in exchange for CB Kary Vincent Jr. Placed TE Noah Fant on reserve/COVID-19 list

11/3/21 Placed CB Bryce Callahan on injured reserve Signed TE Caleb Wilson to practice squad

11/6/21 Activated CB Mike Ford from injured reserve Elevated DL Jonathan Harris from practice squad to active roster Elevated G/C Austin Schlottmann from practice squad to active roster Elevated ILB Barrington Wade from practice squad to active roster

11/8/21 Activated CB Duke Dawson Jr. from reserve/PUP Placed QB Drew Lock on reserve/COVID-19 list

11/9/21 Promoted G/C Austin Schlottmann from practice squad to active roster Signed T Casey Tucker to practice squad Signed ILB Avery Williamson to practice squad Activated G Netane Muti from reserve/COVID-19 Placed CB Michael Ojemudia on reserve/COVID-19 Placed ILB Justin Strnad on reserve/COVID-19 Placed G Graham Glasgow on injured reserve Waived CB Duke Dawson Jr. Released WR David Moore from practice squad Released TE Caleb Wilson from practice squad

11/10/21 Activated TE Noah Fant from reserve/COVID-19 Acquired CB Mac McCain III off waivers (Phi.) Signed CB Duke Dawson to practice squad

11/12/21 Placed G/C Austin Schlottmann on reserve/COVID-19

11/13/21 Elevated T Quinn Bailey from active roster to practice squad Elevated RB Damarea Crockett from practice squad to active roster Elevated T Drew Himmelman from practice squad to active roster Elevated ILB Curtis Robinson from practice squad to active roster Activated CB Essang Bassey from reserve/physically unable to perform Placed OLB Pita Taumoepeenu on practice squad/COVID-19 Placed CB Duke Dawson Jr. on practice squad/injured Signed QB Danny Etling to practice squad

11/16/21 Released Shaq Calhoun from practice squad Released QB Danny Etling from practice squad

11/20/21 Activated QB Drew Lock from reserve/COVID-19 Activated CB Michael Ojemudia from reserve/COVID-19 Activated ILB Justin Strnad from reserve/COVID-19

11/22/21 Placed T Garrett Bolles on reserve/COVID-19

11/23/21 Activated Pita Taumoepeenu from practice squad/COVID-19 Waived CB Mac McCain III

11/24/21 Signed G Zack Johnson to practice squad Activated G/C Austin Schlottman from reserve/COVID-19

11/27/21 Activated OLB Bradley Chubb from injured/reserve Elevated T Quinn Bailey from practice squad

11/30/21 Signed T Adrian Ealy to practice squad Signed RB Kerrith Whyte to practice squad Released ILB Curtis Robinson from practice squad

12/2/21 Activated T Garrett Bolles from reserve/COVID-19 Placed T Calvin Anderson on injured reserve

12/4/21 Promoted RB Damarea Crockett from practice squad to active roster Waived WR Tyrie Cleveland

12/6/21 Signed WR Tyrie Cleveland to practice squad

12/10/21 Placed RB Mike Boone on reserve/COVID-19 Placed S PJ Locke on reserve/COVID-19

12/11/12 Activated CB Bryce Callahan from injured reserve Activated ILB Micah Kiser from injured reserve Activated CB Michael Ojemudia from injured reserve Placed OLB Malik Reed on reserve/COVID-19

12/13/21 Placed WR Seth Williams on practice squad reserve/COVID-19

12/14/21 Released T Adrian Ealy from practice squad

12/15/21 Signed S HaHa Clinton-Dix to practice squad Signed WR Travis Fulgham to practice squad

12/18/21 Activated S P.J. Locke from reserve/COVID-19 Waived CB Essang Bassey

12/21/21 Placed FB/TE Andrew Beck on injured reserve Activated RB Mike Boone from reserve/COVID-19 Waived RB Damarea Crockett Signed QB Anthony Gordon to practice squad Signed TE Caleb Wilson to practice squad Activated WR Seth Williams from practice squad reserve/COVID-19 Released WR De'Mornay Pierson-El from practice squad Released OLB Pita Taumoepeenu from practice squad Released T Casey Tucker from practice squad Released RB Kerrith Whyte from practice squad

12/22/21 Activated OLB Malik Reed from reserve/COVID-19

12/23/21 Placed C Lloyd Cushenberry III on reserve/COVID-19 Signed RB Damarea Crockett to practice squad Placed T Drew Himmelman on practice squad reserve/COVID-19 Released ILB Avery Williamson from practice squad

12/24/21 Signed C Javon Patterson to practice squad Signed OLB Pita Taumoepeenu to practice squad Placed ILB Barrington Wade on practice squad reserve/COVID-19

12/25/21 Elevated T Quinn Bailey from practice squad to active roster

12/27/21 Placed DL Mike Purcell on reserve/COVID-19 Placed OLB Andre Mintze on reserve/COVID-19 Placed DE Jonathan Harris on practice squad reserve/COVID-19 Released C Javon Patterson from practice squad

BY PLAYER

ANDERSON, Calvin — T

12/2/21 Placed on injured reserve

BAILEY, Quinn — T

8/31/21 Waived
9/1/21 Signed to practice squad
11/13/21 Elevated to active roster
11/27/21 Elevated to active roster
12/25/21 Elevated to active roster

BASSEY, Essang — CB

8/31/21 Placed on reserve/PUP
11/13/21 Activated from reserve/PUP
12/18/21 Waived

BECK, Andrew — FB/TE

12/21/21 Placed on injured reserve

BELLAMY, LeVante — RB

8/17/21 Waived/injured

BENSON, Trinity — WR

8/31/21 Traded to Detroit

BEYER, Shaun — TE

8/31/21 Waived
9/1/21 Signed to practice squad

BOLLES, Garrett — T

11/22/21 Placed on reserve/COVID-19
12/2/21 Activated from reserve/COVID-19

BOONE, Mike — RB

9/1/21 Placed on injured reserve
10/16/21 Activated from injured reserve
12/10/21 Placed on reserve/COVID-19
12/21/21 Activated from reserve/COVID-19

BROWN, John — WR

10/12/21 Signed to practice squad
10/16/21 Elevated to active roster
10/21/21 Elevated to active roster
10/26/21 Released from practice squad

BROWNING, Baron — LB

7/23/21 Signed

CALHOUN, Shaq — G

10/27/21 Signed to practice squad
11/16/21 Released from practice squad

CALLAHAN, Bryce — CB

11/3/21 Placed on injured reserve
12/11/21 Activated from injured reserve

CHUBB, Bradley — OLB

9/22/21 Placed on injured reserve
11/27/21 Activated from injured reserve

CLEVELAND, Tyrie — WR

8/31/21 Waived
9/1/21 Signed to practice squad
10/9/21 Elevated to active roster
10/16/21 Elevated to active roster
10/20/21 Promoted to active roster
12/4/21 Waived
12/6/21 Signed to practice squad

CLINTON-DIX, HaHa — S

12/15/21 Signed to practice squad

CROCKETT, Damarea — RB

8/31/21 Waived
9/1/21 Signed to practice squad
9/11/21 Elevated to active roster
9/18/21 Elevated to active roster
9/22/21 Promoted to active roster
10/26/21 Waived
10/27/21 Signed to practice squad
11/13/21 Elevated to active roster
12/4/21 Promoted to active roster
12/21/21 Waived
12/23/21 Signed to practice squad

CRIDER, Harry — G/C

9/29/21 Signed to practice squad
10/5/21 Released from practice squad

CUSHENBERRY III, Lloyd — C

12/23/21 Placed on reserve/COVID-19

DARBOH, Amara — WR

8/6/21 Waived

DARBY, Ronald — CB

9/14/21 Placed on injured reserve
10/9/21 Activated from injured reserve

DAWSON JR., Duke — CB

8/31/21 Placed on reserve/PUP
11/8/21 Activated from reserve/PUP
11/9/21 Waived
11/10/21 Signed to practice squad
11/13/21 Placed on practice squad/injured

DUKES, DeVontres — WR

8/17/21 Waived/injured

EALY, Adrian — T

11/30/21 Signed to practice squad
12/14/21 Released from practice squad

ETLING, Danny — TE

11/13/21 Signed to practice squad
11/16/21 Released from practice squad

FANT, Noah — TE

11/2/21 Placed on reserve/COVID-19
11/10/21 Activated from reserve/COVID-19

FARRIS II, Rojesterman — CB

8/1/21 Signed
8/17/21 Waived
9/14/21 Signed to practice squad
10/5/21 Released from practice squad

FLEMING, Cam — T

8/31/21 Released
9/1/21 Signed

FORD, Mike — CB

9/1/21 Claimed (W-Det.)
10/16/21 Placed on injured reserve
11/6/21 Activated from injured reserve

FORT, Austin — TE

8/31/21 Waived

FULGHAM, Travis — WR

12/15/21 Signed to practice squad

GAFFORD, Rico — WR

9/14/21 Signed to practice squad

GLASGOW, Graham — G

11/9/21 Placed on injured reserve

GORDON, Anthony — QB

12/21/21 Signed to practice squad

GRIFFITH, Jonas — ILB

8/31/21 Acquired via trade (S.F.)
9/28/21 Placed on injured reserve
10/30/21 Activated from injured reserve

HAIRSTON, Nate — CB

8/31/21 Released
9/1/21 Signed to practice squad
9/11/21 Elevated to active roster
9/14/21 Signed

HAMLER, KJ — WR

9/28/21 Placed on injured reserve

HARRIS, Jonathan — DL

9/2/21 Signed to practice squad
11/6/21 Elevated to active roster
12/27/21 Placed on practice squad reserve/COVID-19

HIMMELMAN, Drew — T

8/31/21 Waived
9/1/21 Signed to practice squad
11/13/21 Elevated to active roster
12/23/21 Placed on practice squad reserve/COVID-19

HINTON, Kendall — WR

8/31/21 Waived
9/1/21 Signed to practice squad
9/14/21 Promoted to active roster

JACKSON, Warren — WR

8/7/21 Waived

JEUDY, Jerry — WR

9/14/21 Placed on injured reserve
10/30/21 Activated from injured reserve

JOHNSON, Alexander — ILB

10/18/21 Placed on injured reserve

JOHNSON, Jamar — S

7/26/21 Placed on reserve/COVID-19
8/4/21 Activated from reserve/COVID-19

JOHNSON, Zack — G

11/24/21 Signed to practice squad

JONES, Brett — C

7/27/21 Signed
8/23/21 Placed on injured reserve

KALAMBAYI, Peter — ILB

8/17/21 Waived

KILLINS, Adrian — RB

8/17/21 Signed
8/23/21 Waived/injured

KISER, Micah — ILB

9/21/21 Signed
10/23/21 Placed on injured reserve
12/11/21 Activated from injured reserve

LAUFENBERG, Nolan — G

8/23/21 Waived

LOCK, Drew — QB

11/8/21 Placed on reserve/COVID-19
11/20/21 Activated from reserve/COVID-19

LOCKE, PJ — S

12/10/21 Placed on reserve/COVID-19
12/18/21 Activated from reserve/COVID-19

MACK, Branden — WR

8/24/21 Waived

MACK, Isaiah — DT

8/31/21 Waived

MALONE, Josh — WR

10/5/21 Signed to practice squad
10/12/21 Released from practice squad

MARSHALL, Trey — S

8/31/21 Waived

McCAIN III, Mac — CB

8/31/21 Waived
9/1/21 Signed to practice squad
11/10/21 Acquired off waivers (Phi.)
11/23/21 Waived

McCRARY, Nate — RB

9/1/21 Claimed (W-Bal.)
9/23/21 Waived

MEINERZ, Quinn — OL

7/24/21 Signed

MILLER, Von — OLB

11/1/21 Traded to L.A. Rams

MINTZE, Andre — OLB

10/18/21 Placed on injured reserve
12/27/21 Placed on reserve/COVID-19

MOORE, David — WR

9/28/21 Signed
10/18/21 Released
10/20/21 Signed to practice squad
11/9/21 Released from practice squad

MORRIS, Pat — C

7/27/21 Waived

MOTLEY, Parnell — CB

8/31/21 Waived

MUTI, Netane — G

10/26/21 Placed on reserve/COVID-19
11/9/21 Activated from reserve/COVID-19

NEAL JR., Lorenzo — DT

8/8/21 Signed
8/17/21 Waived

OJEMUDIA, Michael — CB

9/1/21 Placed on injured reserve
11/9/21 Placed on reserve/COVID-19
11/16/21 Activated from reserve/COVID-19
12/11/21 Activated from injured reserve

OKWUEGBUNAM, Albert — TE

10/9/21 Placed on injured reserve
10/30/21 Activated from injured reserve

PATRICK, Aaron — OLB

9/23/21 Signed

PATTERSON, Javon — G/C

9/29/21 Signed to practice squad
10/26/21 Released from practice squad
12/24/21 Signed to practice squad
12/27/21 Released from practice squad

PIERSON-EL, De'Mornay — WR

8/31/21 Waived
9/6/21 Signed to practice squad
12/21/21 Released from practice squad

PRENTICE, Adam — FB

8/31/21 Waived

PURCELL, Mike — DL

12/27/21 Placed on reserve/COVID-19

REED, Malik — OLB

12/11/21 Placed on reserve/COVID-19
12/22/21 Activated from reserve/COVID-19

ROBINSON, Curtis — ILB

8/31/21 Waived
9/1/21 Signed to practice squad
10/2/21 Elevated to active roster
10/18/21 Promoted to active roster
10/26/21 Waived
10/27/21 Signed of practice squad
11/13/21 Elevated to active roster
11/30/21 Released from practice squad

RYPIEN, Brett — QB

8/31/21 Waived
9/1/21 Signed to practice squad
9/28/21 Promoted to active roster

SCHLOTTMANN, Austin — G/C

8/31/21 Waived
9/1/21 Signed to practice squad
9/18/21 Elevated to active roster
10/2/21 Elevated to active roster
11/6/21 Elevated to active roster
11/9/21 Promoted to active roster
11/12/21 Placed on reserve/COVID-19
11/24/21 Activated from reserve/COVID-19

SCOTT III, Stevie — RB

8/23/21 Signed
8/31/21 Waived

SIZER, Deyon — NT

8/17/21 Waived

SMITH, Saivion — CB

8/4/21 Signed
8/31/21 Waived
9/8/21 Signed ro practice squad
10/26/21 Released from practice squad

SPENCER, Marquiss — DE

8/31/21 Waived
9/1/21 Signed to practice squad

STEPHEN, Shamar — DL

8/31/21 Released
9/1/21 Signed

STRNAD, Justin — ILB

11/9/21 Placed on reserve/COVID-19
11/16/21 Activated from reserve/COVID-19

TAUMOEPENU, Pita — OLB

8/23/21 Released
9/22/21 Signed to practice squad
9/25/21 Released from practice squad
10/18/21 Signed to practice squad
10/21/21 Elevated to active roster
11/13/21 Placed on practice squad/COVID-19
11/23/21 Activated from practice squad/COVID-19
12/21/21 Released from practice squad
12/24/21 Signed to practice squad

THOMPSON, Tedric — S

7/27/21 Signed
8/8/21 Released

TUCKER, Casey — T

11/9/21 Signed to practice squad
12/21/21 Released from practice squad

TUSZKA, Derrek — OLB

8/31/21 Waived

VINCENT JR., Kary — CB

7/26/21 Placed on reserve/COVID-19
7/31/21 Activated from reserve/COVID-19
11/2/21 Traded to Philadelphia

WADE, Barrington — ILB

8/7/21 Claimed (W-Bal.)
8/31/21 Waived
9/1/21 Signed to practice squad
10/18/21 Promoted to active roster
10/25/21 Waived
10/27/21 Signed to practice squad
10/30/21 Elevated to active roster
11/6/21 Elevated to active roster
12/21/21 Placed on practice squad reserve/COVID-19

WATSON, Josh — ILB

8/24/21 Waived

WEATHERLY, Stephen — OLB

10/23/21 Acquired via trade (Min.)

WHYTE, Kerrith — RB

11/30/21 Signed to practice squad
12/21/21 Released from practice squad

WILLIAMS, Javonte — RB

7/24/21 Signed

WILLIAMS, Seth — WR

8/31/21 Waived
9/1/21 Signed to practice squad
12/13/21 Placed on practice squad reserve/COVID-19
12/21/21 Activated from practice squad reserve/COVID-19

WILLIAMSON, Avery — ILB

10/5/21 Signed to practice squad
11/9/21 Signed to practice squad
12/23/21 Released from practice squad

WILLIS, Damion — WR

7/20/21 Waived

WILSON, Caleb — TE

11/3/21 Signed to practice squad
11/9/21 Released from practice squad
12/21/21 Signed to practice squad

YOUNG, Kenny — ILB

10/25/21 Acquired via trade (LAR)

McTELVIN AGIM'S 2021 GAME-BY-GAME

(Victories asterisked)

| 2021 DENVER (7-8) | | TACKLES | | | | | | | | | |
|----------------------|--------------------|---------|------------|----------|----------|----------|--------------|------------|----------|----------|----------|
| Date | Opponent | P/S | UT | A | TT | S-Yds. | I-Yds. | PD | FF | FR | |
| Games 1-3 | | | | INACTIVE | | | | | | | |
| Oct 3 | vs. Baltimore | P | 0 | 1 | 1 | 0.5-0 | 0-0 | 1 | 0 | 0 | |
| Games 5-6 | | | | INACTIVE | | | | | | | |
| Oct 21 | at Cleveland | P | 0 | 0 | 0 | 0-0 | 0-0 | 0 | 0 | 0 | |
| Oct 31 | vs. Washington* | P | 1 | 0 | 1 | 0-0 | 0-0 | 0 | 0 | 0 | |
| Nov 7 | at Dallas* | P | 0 | 0 | 0 | 0-0 | 0-0 | 0 | 0 | 0 | |
| Game 10 | | | | INACTIVE | | | | | | | |
| Nov 28 | vs. L.A. Chargers* | P | 1 | 1 | 2 | 1-7 | 0-0 | 0 | 0 | 0 | |
| Dec 6 | at Kansas City | P | 0 | 0 | 0 | 0-0 | 0-0 | 0 | 0 | 0 | |
| Game 13 | | | | INACTIVE | | | | | | | |
| Dec 19 | vs Cincinnati | P | 0 | 0 | 0 | 0-0 | 0-0 | 0 | 0 | 0 | |
| Game 15 | | | | INACTIVE | | | | | | | |
| Season Totals | | | 7/0 | 2 | 2 | 4 | 1.5-7 | 0-0 | 1 | 0 | 0 |



QUINN BAILEY

75

TACKLE



6-6 • 323 • 3RD YR. • ARIZONA STATE

BORN: Oct. 18, 1995, in Gilbert, Ariz.

HIGH SCHOOL: Higley High School, Gilbert, Ariz.

ACQUIRED: College Free Agent, 2019

NFL YEAR: 3rd • **YEAR WITH BRONCOS:** 3rd

NFL GAMES PLAYED/STARTED: 2/0

BAILEY AT A GLANCE:

- A third-year offensive lineman who spent the first 16 weeks of the season on Denver's practice squad in 2019 before being promoted to the active roster and playing in the regular-season finale.
- Spent the 2020 campaign primarily on the Broncos' practice squad, appearing in one regular-season contest.
- Appeared in 43 games (34 starts) for Arizona State University, earning All-Pacific-12 Conference honorable mention honors as a redshirt senior.
- Entered the NFL with Denver as a college free agent on April 30, 2019.

CAREER TRANSACTIONS: Signed by Denver as a college free agent 4/30/19; Waived by Denver 8/31/19; Signed by Denver (practice squad) 9/1/19; Signed by Denver (active roster) 12/24/19; Waived by Denver 9/5/20; Signed by Denver (practice squad) 9/6/20; Signed by Denver (active roster) 1/4/21.



2020: Elevated from the practice squad to the active roster on 12/25... Did not see game action at L.V. (12/26).

2020: Bailey spent the 2020 campaign primarily on the Broncos' practice squad, playing in one regular-season contest... Elevated to the active roster on Nov. 14 and saw action vs. L.V. (11/15).

2019: Bailey, who entered the NFL as a college free agent with Denver on April 30, appeared in one game with the Broncos... Spent time on Denver's practice squad before being signed to the active roster on Dec. 24... Made his NFL debut vs. Oak. (12/29).

COLLEGE: Bailey appeared in 43 games (34 starts) during his five seasons at Arizona State University... Earned All-Pacific-12 Conference honorable mention honors as a redshirt senior after opening all 13 games at right tackle and being credited with just one sack allowed... Opened 21-of-25 games played at right tackle between 2016-17 after playing five games as a reserve guard during his redshirt freshman season.

PERSONAL: Bailey attended Higley High School in Gilbert, Ariz., where he earned first-team Arizona All-State Division III honors from the *Arizona Republic* as a senior... Quinn Bailey was born on Oct. 18, 1995.

BAILEY'S REGULAR SEASON RECORD

| Year | Club | G | S |
|----------------------|--------|----------|----------|
| 2019 | Denver | 1 | 0 |
| 2020 | Denver | 1 | 0 |
| CAREER TOTALS | | 2 | 0 |



JACOB BOBENMOYER

46

LONG SNAPPER

6-2 • 235 • 2ND YR. • NORTHERN COLORADO

BORN: May 28, 1997, in Cheyenne, Wyo.

HIGH SCHOOL: Cheyenne (Wyo.) East High School

ACQUIRED: Free Agent, 2020

NFL YEAR: 2nd • YEAR WITH BRONCOS: 2nd

NFL GAMES PLAYED/STARTED: 31/0



BOBENMOYER AT A GLANCE:

- A second-year long snapper who has appeared in all 30 games with the Broncos (2020-21), totaling one fumble recovery and six special-teams tackles during his career.
- Played collegiately as a long snapper and edge rusher/linebacker at the University of Northern Colorado, where he saw action on kick and punt coverage and return teams in addition to handling long snapping duties.
- Participated in the Broncos' rookie mini camp and veteran mini camp in 2019 on a tryout basis.
- Joined the Broncos as a free agent on March 11, 2020.

CAREER TRANSACTIONS: Signed by Denver as a free agent 3/11/20.



2021: Bobenmoyer collected one special-teams tackle (fourth of career) vs. Bal. (10/3)... Nabbed fifth special-teams stop of his career (second of season) vs. Was. (10/31)... Tallied one special-teams tackle in his second consecutive game at Dal. (11/7).

2020: Bobenmoyer, who entered the NFL as a free agent with Denver, appeared in all 16 games with the Broncos in 2020, seeing action exclusively on special teams... Posted one fumble recovery and three special-teams stops in his rookie campaign... Made his NFL and Broncos debut in the season opener vs. Ten. (9/14).

COLLEGE: Bobenmoyer played in 31 games in three seasons at Northern Colorado... Was credited with 24 tackles (10 solo) and blocked one punt during his career with the Bears... Was voted a Phil Steele fourth-team All-America long snapper in 2018.

PERSONAL: Bobenmoyer attended Cheyenne (Wyo.) East High School where he was an all-state linebacker, all conference tight end and track athlete (shotput and discus; 4x100 relay team)... Jacob Bobenmoyer was born on May 28, 1997.

BOBENMOYER'S REGULAR SEASON RECORD

| Year | Club | G | S |
|----------------------|--------|-----------|----------|
| 2020 | Denver | 16 | 0 |
| 2021 | Denver | 15 | 0 |
| CAREER TOTALS | | 31 | 0 |

ADDITIONAL STATISTICS: Special-teams tackles — 2020 (3), 2021 (3), TOTAL (6). Fumble recoveries — 2020 (1), TOTAL (1).



GARETT BOLLES

72

TACKLE



6-5 • 300 • 5TH YR. • UTAH
BORN: May 27, 1992, in Walnut Creek, Calif.
HIGH SCHOOL: Westlake (Utah) High School
ACQUIRED: Draft #1 (20th overall), 2017
NFL YEAR: 5th • **YEAR WITH BRONCOS:** 5th
NFL GAMES PLAYED/STARTED: 75/75

BOLLES AT A GLANCE:

- A fifth-year left tackle who has started all 74 games played with Denver (2017-21).
- Garnered first career All-Pro selection and was named to the *Associated Press'* All-Pro second team in 2020.
- Earned PFWA All-Rookie honors in 2017 after becoming the fifth rookie to start every game at left tackle in Broncos history since starting lineups were tracked beginning in 1968.
- Started all 13 games played at left tackle in his only season at the University of Utah in 2016 after beginning his collegiate career at Snow College.
- Named First-Team All-Pacific-12 Conference after playing 891 snaps for the Utes during his junior season in 2016.
- Selected by the Broncos in the first round (20th overall) of the 2017 NFL Draft.

72's TROPHY CASE

All-Pro (Second Team) 2020

CAREER TRANSACTIONS: Signed by Denver as a draft choice 5/11/17.



2020: Bolles started all 15 games he appeared in, missing only Week 14 at Car. (12/13) due to an illness... Garnered his first career All-Pro selection and was named to the *Associated Press'* All-Pro second team in 2020... Participated in 94.3 percent (1,015-of-1,076) of the offensive snaps.

2019: Bolles started at left tackle in all 16 contests played for the third consecutive season... Participated in all of Denver's offensive snaps (1,025).

2018: Bolles opened all 16 games at left tackle for the second consecutive season... Was the only Broncos offensive lineman to start every game... Helped Denver's offense achieve the second-highest rushing average (4.85) in team history.

2017: Bolles opened all 16 games at left tackle to represent just the fifth time in team history a rookie left tackle started every game since starting lineups were tracked beginning in 1968... Earned all-rookie honors from the PFWA... Was the sixth rookie to open the season at left tackle for the Broncos in Week 1 (vs. LAC).

COLLEGE: Bolles earned All-Pacific-12 Conference first-team honors in his only season with the University of Utah after opening all 13 games played (891 total snaps) at left tackle... Began his collegiate career at Snow College in Ephraim, Utah... Contributed to the Utes averaging close to 30 points per game and helped Utah's rushing offense rank third in the Pac-12 with 214.0 rushing yards per game... Earned NJCAA first-team All-American honors following his sophomore season at Snow College... Named the 2015 Western State Football League Offensive Player of the Year in addition to picking up All-WSFL first-team honors... Helped Snow College finish No. 2 in the NJCAA rankings after winning the WSFL championship and Salt City Bowl.

PERSONAL: Bolles played on the offensive and defensive lines at Westlake (Utah) High School... Also competed in lacrosse... Lists Greg and Emily Freeman as guardians after moving in with the Freeman family during high school... Garrett Bolles was born on May 27, 1992, in Walnut Creek, Calif.

BOLLES AN IMMEDIATE STARTER AS A ROOKIE IN 2017

BRONCOS LEFT TACKLES TO START EVERY GAME AS A ROOKIE (SINCE 1968)

| Year | Player |
|------|-----------------|
| 1974 | Claudie Minor |
| 1979 | Dave Studdard |
| 1992 | Russell Freeman |
| 2008 | Ryan Clady |
| 2017 | Garrett Bolles |

BOLLES' REGULAR SEASON RECORD

| Year | Club | G | S |
|----------------------|-------------|-----------|-----------|
| 2017 | Denver | 16 | 16 |
| 2018 | Denver | 16 | 16 |
| 2019 | Denver | 16 | 16 |
| 2020 | Denver | 15 | 15 |
| 2021 | Denver | 12 | 12 |
| CAREER TOTALS | | 75 | 75 |

ADDITIONAL STATISTICS: Miscellaneous tackles — 2017 (3), 2018 (1), 2019 (2), 2020 (3), TOTAL (9).



TEDDY BRIDGEWATER

5

QUARTERBACK

6-2 • 215 • 8TH YR. • LOUISVILLE

BORN: Nov. 10, 1992, in Miami, Fla.

HIGH SCHOOL: Miami (Fla.) Northwestern High School

ACQUIRED: Trade (Carolina), 2021

NFL YEAR: 8th • YEAR WITH BRONCOS: 1st

NFL GAMES PLAYED/STARTED: 73/63



BRIDGEWATER AT A GLANCE:

• An eighth-year player from the University of Louisville who has appeared in 73 career regular-season games (63 starts) and one postseason contest with Minnesota (2014-17), New Orleans (2018-19), Carolina (2020) and Denver (2021).

• Thrown for 14,437 yards on 1,323-of-1,988 passing (66.5%) with 71 touchdowns and 43 interceptions (90.7 rtg) while adding 819 rushing yards and 11 scores on 216 carries (3.8 avg.) during his career.

• Started all 15 games he appeared in with Carolina in 2020, completing 340-of-492 passes (69.1%) for a career-high 3,733 yards with 15 touchdowns and 11 interceptions (92.1 rtg) to go along with 53 rushes for 279 yards (5.3 avg.) with a career-high five rushing scores.

• Completed 147-of-219 passes (67.1%) for 1,502 yards with 10 touchdowns and three interceptions (96.1 rtg) with New Orleans (2018-19) after being acquired in an offseason trade with the Jets on Aug. 29, 2018.

• Led the Saints to 5-0 record (Weeks 3-7) in 2019, posting 1,205 yards on 115-of-165 passing (69.7%) with nine touchdowns and two interceptions (103.7 rtg) during those five contests.

• Missed the entire 2016 season and appeared in one contest during the 2017 campaign after recovering from a serious knee injury sustained in training camp prior to the start of the 2016 season.

• Selected to his first career Pro Bowl in 2015 after opening all 16 games for Minnesota and totaling 3,231 yards on 292-of-447 (65.3%) with 14 touchdowns and nine interceptions (88.7 rtg) while adding 192 rushing yards on 44 carries (4.4. avg.) with three scores.

• Earned PFWA All-Rookie honors in 2014 after playing in 13 games (12 starts) with the Vikings and compiling 2,919 yards on 259-of-402 passing (64.4%) with 14 touchdowns and 12 interceptions (85.2 rtg) to go with 47 rushing attempts on 209 yards (4.4. avg.) with one score on the ground.

• Started 37-of-39 collegiate contests at the University of Louisville (2011-13), completing 781-of-1,142 passes (68.4%) for 9,917 yards with 72 touchdowns and 24 interceptions while leading the Cardinals to consecutive Big East Conference championships in 2011-12.

• Acquired by the Broncos on April 28, 2021 in a trade with Carolina.

• Selected by the Vikings in the first round (32nd overall) of the 2014 NFL Draft.

CAREER TRANSACTIONS: Signed by Minnesota as a draft choice 5/20/14; Signed by N.Y. Jets as an unrestricted free agent 3/18/18; Traded to New Orleans 8/29/18; Signed by Carolina as an unrestricted free agent 3/18/20; Traded to Denver 4/28/21.

5's TROPHY CASE

Pro Bowls (1)..... 2015



2021: Bridgewater, who was acquired by the Broncos on April 28 in a trade with Carolina, posted the highest completion percentage by a Broncos QB in his team debut, completing 26-of-38 passes (77.8%) for 264 yards and two touchdowns (115.7 rtg.) at NYG (9/12)... Became the fourth quarterback in NFL history to record two touchdown passes, zero interceptions and a 75 percent completion percentage in each of his first two games of a season after completing 26-of-34 passes (76.5%) for 328 yards (10th 300-yard passing game of his career) with two touchdowns and zero interceptions (125.6 rtg.) at Jac. (9/19)... Completed 19-of-25 passes (76.0%) for 235 yards (104.6 rtg.) vs. NYJ (9/26), becoming the first Broncos quarterback since Peyton Manning in 2013 to complete at least 75 percent of his passes in three consecutive games... Also became the first quarterback since Manning (Weeks 6-8, 2014) to record three consecutive games with a 100.0 or higher passer rating... Completed 24-of-38 passes for 288 yards with two touchdowns and one interception (92.9 rtg) at Pit. (10/10)... Notched his 11th career 300-yard output, completing 35-of-49 passes for 334 yards with three touchdowns and three interceptions (84.9 avg.) vs. L.V. (10/17)... Completed 75 percent of his passes for the fifth game this season,

totaling 19-of-26 passes for 213 yards with 1 touchdown and zero interceptions (109.9 rtg) vs. Was. (10/13)... Recorded his first rushing touchdown as a Bronco (10th of his career) and completed 19-of-28 passes for 249 yards with one touchdown and zero interceptions (107.6 rtg) at Dal. (11/7)... Was a gameday inactive due to concussion protocols at L.V. (12/26).

2020: Bridgewater started all 15 games he appeared in with the Panthers in 2020, completing 340-of-492 passes (69.1%) for 3,733 yards with 15 touchdowns and 11 interceptions (92.1 rtg) while adding 53 rushes for 279 yards (5.3 avg.) and five rushing scores... Set career highs in passing yards, passing touchdowns and rushing scores, while tying his career high with three 300-yard passing performances... Posted a passer rating of 98 or higher on seven occasions, including a rating of 100 or more four times... Nabbed 269 yards on 22-of-34 passing (64.7%) with one touchdown and zero interceptions (98.8 rtg) in the season opener vs. L.V. (9/13)... Set a career-high with 367 yards on 33-of-42 passing (78.6%) at T.B. (9/20)... Completed 22-of-28 passes (78.6%) for 235 yards with one touchdown and zero interceptions (113.5 rtg) at LAC (9/27)... Collected his second 300-yard passing game of the season and recorded 313 yards on 27-of-36 passing (75.0%) with two touchdowns and zero interceptions (119.3) at Atl. (10/11)... Set career highs in rushes (8) and rushing yards (48) vs. Chi. (10/18)... Completed a season-high 82.1 percent of his passes (23-of-28) and passed for 254 yards with two touchdowns and zero seasons (season-high 128.3 rtg) at N.O. (10/25)... Talled a career-high in completions, connecting on 36-of-49 passes (73.5%) for 310 yards with two touchdowns and zero interceptions (103.3 rtg) at K.C. (11/8).

2019: Bridgewater saw action in nine games (5 starts) with New Orleans in 2019, throwing for 1,384 yards, nine touchdowns and two interceptions (99.1 rtg) while completing 133-of-196 passes (67.9%)... Made five consecutive starts at quarterback (Weeks 3-7) in place of Drew Brees, leading the team to a 5-0 record... Made his first start of the season and completed 19-of-27 passes (70.4%) for 177 yards with two touchdowns and zero interceptions (112.7 rtg) at Sea. (9/22)... Completed a season-high 76.7 percent of his passes (23-of-30) vs. Dal. (9/29)... Tied career high with four touchdown passes and completed a season-high 26-of-34 passes (76.5%) while setting season highs in passing yards (314) and passer rating (131.3) vs. T.B. (10/6)... Posted 240 yards on 24-of-36 passing (66.7%) with one touchdown and zero interceptions (94.7 rtg)... Threw for two touchdowns and posted a 100.9 passer rating on 23-of-38 passes (60.5%) for 281 yards at Chi. (10/20).

2018: Bridgewater appeared in five games (1 start) with the Saints in 2018, totaling 118 yards, one touchdown and one interception (70.6 rtg) while completing 14-of-23 passes (60.9%)... Made his lone start of the campaign in the season finale, connecting on 14-of-22 passes (63.6%) for 118 yards with one touchdown and one interception (73.7 rtg) vs. Car. (12/30).

2017: Bridgewater played one game with Minnesota in 2017 after recovering from a serious knee injury suffered in training camp prior to the start of the 2016 campaign... Returned to action and played vs. Cin. (12/17).

2016: Bridgewater spent the entire season with the Vikings on injured reserve.

2015: Bridgewater earned his first career Pro Bowl nod after starting all 16 games for Minnesota in 2015... Completed 292-of-447 passes (65.3%) for 3,231 yards with 14 touchdowns and nine interceptions (88.7 rtg) while adding 44 rushes for 192 yards (4.4. avg.) and three rushing scores... Had a passer rating of 100 or more in a career-high five contests... Posted a 120.6 passer rating after completing 14-of-18 passes (77.8%) for 153 yards with one touchdown and zero interceptions vs. Det. (9/20)... Collected his first 300-yard passing effort of the season and threw for 316 yards on 25-of-35 passing with two touchdowns and zero interceptions (118.3 rtg) at Det. (10/25)... Completed 25-of-37 passes (67.6%) for 296 yards with one touchdown and zero interceptions (100.7 rtg) vs. G.B. (11/22)... Threw for a season-high 335 yards after completing 25-of-36 passes (69.4%) and adding one touchdown and zero interceptions (108.0 rtg) at Ari. (12/10)... Set career highs in touchdowns (4), completion percentage (85.0) and passer rating (154.4) after connecting on 17-of-20 passes for 231 yards at Chi. (12/20)... Completed 17-of-24 passes (70.8%) for 146 yards with a passer rating of 86.5 in the Vikings' Wild Card game vs. Sea. (1/10).

2014: Bridgewater, who was selected by the Vikings in the first round (32nd overall) of the 2014 NFL Draft, earned PFWA All-Rookie honors after playing 13 games (12 starts) in 2014... Completed 259-of-402 passes (64.4%) for 2,919 yards with 14 touchdowns and 12 interceptions while rushing for 209 yards and one score on 47 carries (4.4 avg.)... Made his NFL debut, threw for 150 yards and totaled an 83.3 passer rating on 12-of-20 passing (60.0%) at N.O. (9/21)... Recorded his first career start, nabbed his first career 300-yard passing performance and threw for a season-high 317 yards on 19-of-30 passing (63.3%) for a quarterback rating of 98.9 vs. Atl. (9/28)... Completed 15-of-21 passes (71.4%) for 138 yards with two touchdowns and zero interceptions (season-high 120.7 rtg) vs. Car. (11/30)... Threw for 309 yards on 19-of-27 passing (70.4%) with two touchdowns—including a career-long 87-yard TD throw—and one interception (117.7 rtg) vs. NYJ (12/7)... Completed a season-high 31 passes (31-of-41) for 315 yards at Det. (12/14)... Completed 19-of-26 passes (73.1%) for 259 yards with one two touchdowns and one interception (114.1 rtg) at Mia. (12/21).

COLLEGE: Bridgewater started 37-of-39 games played at the University of Louisville (2011-13), completing 781-of-1,142 passes (school-record 68.4%) for 9,817 yards with 72 touchdowns and 24 interceptions while rushing for six scores... Led the Cardinals to consecutive Big East Conference championships (2011-12) and three bowl appearances, winning two—the 2012 Allstate Sugar Bowl and the 2013 Russell Athletic Bowl... Named second-team All-ACC during his final collegiate season in 2013.

PERSONAL: Bridgewater attended Miami (Fla.) Northwestern High School, where he was the second-ranked dual-threat quarterback in the country by Rivals.com as a senior... Threw for 2,606 yards and 22 touchdowns as a senior... Teddy Bridgewater was born on Nov. 10, 1992, in Miami.

BRIDGEWATER'S REGULAR SEASON RECORD

| Year | Club | G | S | Att. | Comp. | Pct. | PASSING | | | | | | LG | Sack/Yds. | Rtg. |
|----------------------|-------------|-----------|-----------|-------------|-------------|-------------|-----------------|------------|-----------|------------|-----------|------------|------------|------------------|-------------|
| | | | | | | | Yds. | Yds./Att. | TD | % | Int. | % | | | |
| 2014 | Minnesota | 13 | 12 | 402 | 259 | 64.4 | 2,919 | 7.3 | 14 | 3.5 | 12 | 3.0 | 871 | 39/249 | 85.2 |
| 2015 | Minnesota | 16 | 16 | 447 | 292 | 65.3 | 3,231 | 7.2 | 14 | 3.1 | 9 | 2.0 | 52 | 44/307 | 88.7 |
| 2016 | Minnesota | | | | | | INJURED RESERVE | | | | | | | | |
| 2017 | Minnesota | 1 | 0 | 2 | 0 | 0.0 | 0 | 0.0 | 0 | 0.0 | 1 | 50.0 | 0 | 0/0 | 0.0 |
| 2018 | New Orleans | 5 | 1 | 23 | 14 | 60.9 | 118 | 5.1 | 1 | 4.3 | 1 | 4.3 | 18 | 2/8 | 70.6 |
| 2019 | New Orleans | 9 | 5 | 196 | 133 | 67.9 | 1,384 | 7.1 | 9 | 4.6 | 2 | 1.0 | 45 | 12/89 | 99.1 |
| 2020 | Carolina | 15 | 15 | 492 | 340 | 69.1 | 3,733 | 7.6 | 15 | 3.0 | 11 | 2.2 | 751 | 31/205 | 92.1 |
| 2021 | Denver | 14 | 14 | 426 | 285 | 66.9 | 3,052 | 7.2 | 18 | 4.2 | 7 | 1.6 | 64 | 31/211 | 94.9 |
| CAREER TOTALS | | 73 | 63 | 1988 | 1323 | 66.5 | 14437 | 7.3 | 71 | 3.6 | 43 | 2.2 | 871 | 159/1,069 | 90.7 |

| Year | Club | RUSHING | | | | | SCORING | | | | | |
|----------------------|-------------|------------|------------|------------|-----------|-----------|-----------------|-----------|-----------|----------|----------|------------|
| | | Att. | Yds. | Avg. | LG | TD | TD | TDr | TDp | TDrt | 2pt | Pts. |
| 2014 | Minnesota | 47 | 209 | 4.4 | 16 | 1 | 15 | 1 | 14 | 0 | 0 | 90 |
| 2015 | Minnesota | 44 | 192 | 4.4 | 19 | 3 | 17 | 3 | 14 | 0 | 0 | 102 |
| 2016 | Minnesota | | | | | | INJURED RESERVE | | | | | |
| 2017 | Minnesota | 3 | -3 | -1.0 | -1 | 0 | 0 | 0 | 0 | 0 | 0 | 0 |
| 2018 | New Orleans | 11 | 5 | 0.5 | 9 | 0 | 1 | 0 | 1 | 0 | 0 | 6 |
| 2019 | New Orleans | 28 | 31 | 1.1 | 11 | 0 | 9 | 0 | 9 | 0 | 0 | 54 |
| 2020 | Carolina | 53 | 279 | 5.3 | 18t | 5 | 20 | 5 | 15 | 0 | 0 | 120 |
| 2021 | Denver | 30 | 106 | 3.5 | 13 | 2 | 17 | 2 | 15 | 0 | 0 | 96 |
| CAREER TOTALS | | 216 | 819 | 3.8 | 19 | 11 | 79 | 11 | 68 | 0 | 0 | 468 |

BRIDGEWATER'S POSTSEASON RECORD

| Year | Club | G | S | Att. | Comp. | Pct. | PASSING | | | | | | LG | Sack/Yds. | Rtg. |
|----------------------|-----------|----------|----------|-----------|-----------|-------------|------------|------------|----------|------------|----------|------------|-----------|-------------|-------------|
| | | | | | | | Yds. | Yds./Att. | TD | % | Int. | % | | | |
| 2015 | Minnesota | 1 | 1 | 24 | 17 | 70.8 | 146 | 6.1 | 0 | 0.0 | 0 | 0.0 | 24 | 3/21 | 86.5 |
| CAREER TOTALS | | 1 | 1 | 24 | 17 | 70.8 | 146 | 6.1 | 0 | 0.0 | 0 | 0.0 | 24 | 3.21 | 86.5 |

| Year | Club | RUSHING | | | | | SCORING | | | | | |
|----------------------|-----------|----------|----------|------------|----------|----------|----------|----------|----------|----------|----------|----------|
| | | Att. | Yds. | Avg. | LG | TD | TD | TDr | TDp | TDrt | 2pt | Pts. |
| 2015 | Minnesota | 3 | 0 | 0.0 | 2 | 0 | 0 | 0 | 0 | 0 | 0 | 0 |
| CAREER TOTALS | | 3 | 0 | 0.0 | 2 | 0 | 0 | 0 | 0 | 0 | 0 | 0 |

BRIDGEWATER'S SINGLE GAME HIGHS

(Postseason in parentheses)

Pass attempts — 49, twice, last: vs. Las Vegas, 10/17/21 (24, vs. Seattle, 1/10/16). **Pass completions** — 36, at Kansas City, 11/8/20 (17, vs. Seattle, 1/10/16). **Passing yards** — 367, at Tampa Bay, 9/20/20 (146, vs. Seattle, 1/10/16). **Longest pass completion** — 87t, vs. N.Y. Jets, 12/7/14 (24, vs. Seattle, 1/10/16). **Touchdown passes** — 4, twice, last vs. Tampa Bay, 10/6/19 (none). **Total Touchdowns** — 4, twice, last vs. Tampa Bay, 10/6/19 (none). **Passer rating (min. 10 attempts)** — 154.4, vs. Chicago, 12/20/15 (70.8, vs. Seattle, 1/10/16). **Rushing attempts** — 8, vs. Chicago, 10/18/20 (3, vs. Seattle, 1/10/16). **Rushing yards** — 48, vs. Chicago, 10/18/20 (0, vs. Seattle, 1/10/16). **Longest rush** — 19, at Chicago, 11/1/15 (2, vs. Seattle, 1/10/16). **Rushing touchdowns** — 1, 11x, last: vs. L.A. Chargers, 11/28/21 (none).

TEDDY BRIDGEWATER'S 2021 GAME-BY-GAME

(Victories asterisked)

| 2021 DENVER (7-8) | Opponent | P/S | PASSING | | | | | | | | | | RUSHING | | | | |
|----------------------|-------------------|-----|--------------|------------|------------|--------------|-------------|-----------|----------|-----------|---------------|-------------|-----------|------------|------------|-----------|----------|
| | | | Att. | Comp. | Yds. | Pct. | TD | INT | LG | S/Yds. | Rtg. | Att. | Yds. | Avg. | LG | TD | |
| | at NY Giants* | S | 36 | 28 | 264 | 77.8 | 2 | 0 | 25 | 2/9 | 115.7 | 3 | 19 | 6.3 | 8 | 0 | |
| | at Jacksonville* | S | 34 | 26 | 328 | 76.5 | 2 | 0 | 55 | 3/26 | 125.6 | 4 | 1 | 0.3 | 2 | 0 | |
| | vs N.Y. Jets* | S | 25 | 19 | 235 | 76.0 | 0 | 0 | 31 | 2/12 | 104.6 | 4 | 24 | 6.0 | 13 | 0 | |
| | vs Baltimore | S | 16 | 7 | 65 | 43.8 | 1 | 0 | 19 | 2/15 | 76.3 | 1 | 2 | 2.0 | 2 | 0 | |
| | at Pittsburgh | S | 38 | 24 | 288 | 63.2 | 2 | 1 | 39t | 2/20 | 92.9 | 1 | 11 | 11.0 | 11 | 0 | |
| | vs Las Vegas | S | 49 | 35 | 334 | 71.4 | 3 | 3 | 26 | 5/25 | 84.9 | 2 | 9 | 4.5 | 5 | 0 | |
| | at Cleveland | S | 33 | 23 | 187 | 69.7 | 2 | 1 | 31 | 1/5 | 91.4 | 2 | 3 | 1.5 | 2 | 0 | |
| | v. Washington* | S | 26 | 19 | 213 | 73.1 | 1 | 0 | 31 | 4/23 | 109.9 | 1 | 1 | 1.0 | 1 | 0 | |
| | at Dallas* | S | 28 | 19 | 249 | 67.9 | 1 | 0 | 44t | 4/32 | 107.6 | 3 | -1 | -0.3 | 1t | 1 | |
| | vs Philadelphia | S | 36 | 22 | 226 | 61.1 | 0 | 0 | 64 | 1/14 | 79.2 | 0 | 0 | — | — | 0 | |
| | vs L.A. Chargers* | S | 18 | 11 | 129 | 61.1 | 1 | 0 | 42 | 0/0 | 101.4 | 2 | 10 | 5.0 | 11t | 1 | |
| | at Kansas City | S | 40 | 22 | 257 | 55.0 | 1 | 2 | 36 | 1/7 | 62.2 | 4 | 17 | 4.3 | 9 | 0 | |
| | vs Detroit* | S | 28 | 18 | 179 | 72.0 | 2 | 0 | 32 | 1/5 | 118.6 | 0 | 0 | — | — | 0 | |
| | vs Cincinnati | S | 22 | 12 | 98 | 54.5 | 0 | 0 | 28 | 2/18 | 66.1 | 3 | 10 | 3.3 | 6 | 0 | |
| | Game 15 | | INACTIVE | | | | | | | | | | | | | | |
| Season Totals | | | 14/14 | 426 | 285 | 3,052 | 66.9 | 18 | 7 | 64 | 31-211 | 94.9 | 30 | 106 | 3.5 | 13 | 2 |



BARON BROWNING

56

INSIDE LINEBACKER

6-3 • 240 • OHIO STATE

BORN: Feb. 19, 1999, in Fort Worth, Texas

HIGH SCHOOL: Kennedale (Texas) High School

ACQUIRED: Draft #3b (105th overall), 2021

NFL YEAR: 1st • **YEAR WITH BRONCOS:** 1st

NFL GAMES PLAYED/STARTED: 13/8



BROWNING AT A GLANCE:

- An inside linebacker who recorded 110 tackles (65 solo), seven sacks (37 yds.), three pass breakups, two forced fumbles and two fumble recoveries during his four collegiate seasons (2017-20) at Ohio State.
- Earned third-team All-Big Ten honors in 2020 after posting 30 tackles (20 solo), one sack (6 yds.), two pass breakups, two forced fumbles and two fumble recoveries in seven games played.
- Posted career bests in tackles (43), sacks (5) and sack yards (25) while adding one pass breakup in 12 games played in 2019.
- Appeared in 12 games (3 starts) in 2018, tallying 23 tackles (12 solo) and one sack (6 yds.).
- Saw action in 12 games during his true freshman season in 2017, collecting 14 tackles (7 solo).
- Prepped at Kennedale (Texas) High School, where he was a two-time first-team all-state honoree and the *Associated Press* 4A Defensive Player of the Year.
- Selected by the Broncos in the third round (105th overall) of the 2021 NFL Draft.



2021: Browning, who was selected by the Broncos in the third round (105th overall) of the 2021 NFL Draft, made his NFL debut at NYG (9/12)... Recorded one special-teams tackle at Pit. (10/10)... Made first career start, recording a team-leading and career-high eight tackles (5 solo) vs. Was. (10/31)... Added six tackles (4 solo) at Dal. (11/7)... Notched first career pass breakup vs. LAC (11/28)... Posted a career high seven solo tackles (eight total) at K.C. (12/5)... Led the team with a career high 10 tackles (six solo) vs. Cin. (12/19).

COLLEGE: Browning appeared in 43 games (9 starts) over his four seasons (2017-20) at Ohio State, totaling 110 tackles (65 solo), seven sacks (37 yds.), three pass breakups, two forced fumbles and two fumble recoveries... Started 6-of-7 games played in 2020, finishing his senior season with 30 tackles (20 solo), one sack (6 yds.), two pass breakups, two forced fumbles and two fumble recoveries... Earned third-team All-Big Ten honors following his senior season... Played in 12 of 14 games as a junior in 2019, recording career bests in tackles (43), sacks (5) and sack yards (25) while adding one pass breakup... Collected 23 tackles (12 solo) and one sack (6 yds.) in 12 games (3 starts) played during his sophomore season in 2018... Appeared in 12 games during his true freshman season in 2016, nabbing 14 tackles (7 solo).

PERSONAL: Browning attended Kennedale (Texas) High School, where he was a two-time first-team all-state honoree and the *Associated Press* Defensive Player of the Year... Named a U.S. Army All-American and a finalist for the 2016 high school Butkus Award which is given to the nation's top linebacker... Tallied 81 tackles and 10 pass breakups as a senior while leading the team an 11-4 record and the Texas 4A state semifinals for the first time in school history... Also named to the Fort Worth Star Telegram all-area team following his senior campaign... Baron Browning was born on Feb. 19, 1999 in Fort Worth, Texas.

BROWNING'S REGULAR SEASON RECORD

| Year | Club | G | S | UT | A | TT | S-Yds. | I-Yds. | PD | FF | FR | TD-Int. | TD-FR | S | Pts. |
|----------------------|--------|-----------|----------|-----------|-----------|-----------|------------|------------|----------|----------|----------|----------|----------|----------|----------|
| 2021 | Denver | 13 | 8 | 29 | 23 | 52 | 0-0 | 0-0 | 1 | 0 | 0 | 0 | 0 | 0 | 0 |
| CAREER TOTALS | | 13 | 8 | 29 | 23 | 52 | 0-0 | 0-0 | 1 | 0 | 0 | 0 | 0 | 0 | 0 |

ADDITIONAL STATISTICS: *Special-teams tackles* — 2021 (1), TOTAL (1).

BARON BROWNING'S 2021 GAME-BY-GAME

(Victories asterisked)

| 2021 DENVER (7-8) | | TACKLES | | | | | | | | | |
|----------------------|--------------------|---------|-------------|-----------|-----------|-----------|------------|------------|----------|----------|----------|
| Date | Opponent | P/S | UT | A | TT | S-Yds. | I-Yds. | PD | FF | FR | |
| Sept 12 | at N.Y. Giants* | P | 0 | 0 | 0 | 0-0 | 0-0 | 0 | 0 | 0 | |
| Sept 19 | at Jacksonville* | P | 0 | 0 | 0 | 0-0 | 0-0 | 0 | 0 | 0 | |
| Sept 26 | vs. N.Y. Jets* | P | 0 | 0 | 0 | 0-0 | 0-0 | 0 | 0 | 0 | |
| Oct 3 | vs. Baltimore | | | INACTIVE | | | | | | | |
| Oct 10 | at Pittsburgh | P | 0 | 0 | 0 | 0-0 | 0-0 | 0 | 0 | 0 | |
| Oct 17 | vs. Las Vegas | P | 0 | 0 | 0 | 0-0 | 0-0 | 0 | 0 | 0 | |
| Oct 21 | at Cleveland | | | INACTIVE | | | | | | | |
| Oct 31 | vs. Washington* | S | 5 | 3 | 8 | 0-0 | 0-0 | 0 | 0 | 0 | |
| Nov 7 | at Dallas* | S | 4 | 2 | 6 | 0-0 | 0-0 | 0 | 0 | 0 | |
| Nov 14 | vs. Philadelphia | S | 0 | 1 | 1 | 0-0 | 0-0 | 0 | 0 | 0 | |
| Nov 28 | vs. L.A. Chargers* | S | 5 | 2 | 7 | 0-0 | 0-0 | 1 | 0 | 0 | |
| Dec 5 | at Kansas City | S | 7 | 1 | 8 | 0-0 | 0-0 | 0 | 0 | 0 | |
| Dec 12 | vs. Detroit* | S | 1 | 2 | 3 | 0-0 | 0-0 | 0 | 0 | 0 | |
| Dec 19 | vs. Cincinnati | S | 6 | 4 | 10 | 0-0 | 0-0 | 0 | 0 | 0 | |
| Dec | at Las Vegas | S | 1 | 8 | 9 | 0-0 | 0-0 | 0 | 0 | 0 | |
| Season Totals | | | 13/8 | 29 | 23 | 52 | 0-0 | 0-0 | 1 | 0 | 0 |

**BRYCE CALLAHAN****29****CORNERBACK****5-9 • 188 • 7TH YR. • RICE****BORN:** Oct. 23, 1991, in Moscow, Idaho**HIGH SCHOOL:** Cypress (Texas) Woods High School**ACQUIRED:** Unrestricted Free Agent (Chicago), 2019**NFL YEAR:** 7th • **YEAR WITH BRONCOS:** 3rd**NFL GAMES PLAYED/STARTED:** 65/44 • **POSTSEASON GP/GS:** 0/0**CALLAHAN AT A GLANCE:**

- A seventh-year cornerback who signed with the Broncos as an unrestricted free agent in 2019 after spending his first four NFL seasons with Chicago (2015-18).
- Totaled 189 tackles (167 solo), five sacks (25 yds.), six interceptions (85 yds.), 29 passes defended, one forced fumble, one fumble recovery and one special-teams tackle during his career.
- Appeared in 10 games (all starts) for the Broncos in 2020, totaling 42 tackles (36 solo), two interceptions, five passes defended and one fumble recovery before being placed on injured reserve on Dec. 2 with a season-ending right foot injury.
- Did not play in 2019 due to injury (foot) and ended the season on injured reserve.
- Played 13 games (10 starts) for Chicago in 2018 and posted a career-best 45 tackles (39 solo) to go along with two sacks (12 yds.), two interceptions (12 yds.) and six passes defended.
- Registered 143 tackles (114 solo), 13 interceptions, 45 passes defended, one forced fumble and one fumble recovery during his collegiate career with Rice University (2010-14).
- Entered the NFL as a college free agent with Chicago on May 3, 2015.
- Signed by the Broncos as an unrestricted free agent (Chicago) on March 16, 2019.

CAREER TRANSACTIONS: Signed by Chicago as a college free agent 5/3/15; Waived by Chicago 9/22/15; Signed by Chicago (practice squad) 9/24/15; Signed by Chicago (active roster) 10/19/15; Resigned by Chicago 4/17/17; Resigned by Chicago 4/17/18; Signed by Denver as an unrestricted free agent 3/16/19.



2021: Callahan recorded three tackles (2 solo) and two passes defended at Jac. (9/19)... Collected first start of the season, posting three solo tackles at Pit. (10/10)... Posted one sack (fifth of career) and added three solo tackles vs. L.V. (10/17)... Recorded a season-high five tackles (3 solo) at Cle. (10/21)... Placed on Injured Reserve on 11/3 and returned on 12/11... Did not see game action vs. Det. (12/12)... Started and recorded two solo tackles vs. Cin. (12/19).

2020: Callahan started all 10 games he played in, totaling 42 tackles (36 solo), two interceptions, five passes defended and one fumble recovery before being placed on injured reserve on Dec. 2 with a season-ending right foot injury... Started his first game as a Bronco, recording a career-high-tying eight tackles (6 solo) vs. Ten. (9/14)... Posted seven tackles (6 solo) and a pass defended at NYJ (10/1)... Registered first interception as a Bronco (fifth of his career) and added a season-high two passes defended at N.E. (10/18)... Notched first career fumble recovery and had five tackles (4 solo) vs. K.C. (10/25)... Notched second interception of the season vs. LAC (11/1) and added three tackles (all solo) and a pass defended... Garnered five solo tackles vs. Miami (11/22).

2019: Callahan was inactive for Denver's first nine games after re-aggravating a foot injury during the pre-season before being placed on injured reserve on Nov. 16.

2018: Callahan saw action in 13 games (10 starts) with the Bears before being placed on injured reserve on Dec. 12... Posted a career-best 45 tackles (39 solo) to go along with two sacks (12 yds.), two interceptions (12 yds.) and six passes defended... Played the second-most snaps per game (31.7) in slot coverage, allowing just one touchdown during the year according to ProFootballFocus.com... Tallied a career-high eight tackles (all solo) in the regular-season opener at G.B. (9/9)... Set a personal best with three passes defended in addition to making four solo tackles and one sack (3 yds.) vs. N.Y. Jets (10/28)... Notched one sack (9 yds.) and one interception (12 yds.) while adding five tackles (4 solo) and two passes defended vs. Det. (11/11)... Suffered a season-ending foot injury vs. LAR (12/9).

2017: Callahan appeared in 12 games (6 starts) with Chicago and finished with 25 tackles (20 solo), one sack (12 yds.), two interceptions (73 yds.), six passes defended and one forced fumble... Registered four tackles (3 solo) and one sack vs. Pit. (9/24)... Recorded a career-long 52-yard interception return to go along with four tackles (3 solo) at Bal. (10/15)... Missed Games 9-12 with a knee injury.

2016: Callahan started 10-of-11 games played for Chicago during his second NFL season, totaling 31 tackles (30 solo) and five passes defended... Battled injuries throughout the season, missing five games... Notched consecutive six-tackle performances at Ind. (10/9) and vs. Jac. (10/16)... Tallied a season-high two passes defended at Det. (12/11).

2015: Callahan, who entered the NFL as a college free agent with Chicago on May 2, appeared in nine games (3 starts) with club in addition to spending time on the practice squad... Recorded 21 tackles (20 solo), one sack and three passes defended during his rookie season... Made his NFL debut vs. G.B. (9/13)... Earned his first NFL start at S.D. (11/9)... Missed Games 14-16 with a knee injury.

COLLEGE: Callahan registered 143 tackles (114 solo), 13 interceptions, 45 passes defended, one forced fumble and one fumble recovery during his collegiate career with the Rice University (2010-14)... Finished his collegiate career with the second-most interceptions (13) in program history... Recorded at least 30 tackles in all four seasons, including a career-best 42 stops (37 solo) as a redshirt senior... Chosen second-team All-Conference USA following his junior season after notching 34 tackles (26 solo), three interceptions (13 yds.) and 13 passes defended... Posted six interceptions and 15 passes defended his redshirt freshman season.

PERSONAL: Callahan prepped at Cypress (Texas) Woods High School, where was selected first-team Class 5A All-State as a senior in 2009... Recorded 136 tackles and 8 interceptions on defense and averaged 25.8 yards on punt returns as a senior... Bryce Callahan was born on Oct. 23, 1991, in Moscow, Idaho.

CALLAHAN'S REGULAR SEASON RECORD

| Year | Club | G | S | UT | A | TT | S-Yds. | I-Yds. | PD | FF | FR | TD-Int. | TD-FR | S | Pts. |
|----------------------|---------|-----------|-----------|------------|-----------|------------|-------------|-------------|-----------|----------|----------|----------|----------|----------|----------|
| 2015 | Chicago | 9 | 3 | 20 | 1 | 21 | 1-0 | 0-0 | 3 | 0 | 0 | 0 | 0 | 0 | 0 |
| 2016 | Chicago | 11 | 10 | 30 | 1 | 31 | 0-0 | 0-0 | 5 | 0 | 0 | 0 | 0 | 0 | 0 |
| 2017 | Chicago | 12 | 6 | 20 | 5 | 25 | 1-12 | 2-73 | 6 | 1 | 0 | 0 | 0 | 0 | 0 |
| 2018 | Chicago | 13 | 10 | 39 | 6 | 45 | 2-12 | 2-12 | 6 | 0 | 0 | 0 | 0 | 0 | 0 |
| 2019 | Denver | 0 | 0 | 0 | 0 | 0 | 0-0 | 0-0 | 0 | 0 | 0 | 0 | 0 | 0 | 0 |
| 2020 | Denver | 10 | 10 | 36 | 6 | 42 | 0-0 | 2-0 | 5 | 0 | 1 | 0 | 0 | 0 | 0 |
| 2021 | Denver | 10 | 5 | 22 | 3 | 25 | 1-1 | 0-0 | 4 | 0 | 0 | 0 | 0 | 0 | 0 |
| CAREER TOTALS | | 65 | 44 | 167 | 22 | 189 | 5-25 | 6-85 | 29 | 1 | 1 | 0 | 0 | 0 | 0 |

ADDITIONAL STATISTICS: Special-teams tackles — 2016 (1), TOTAL (1).

CALLAHAN'S SINGLE-GAME HIGHS

(Postseason in parentheses)

Tackles — 8, twice, last vs. Tennessee, 9/14/20 (none). **Interceptions** — 1, six times, last vs. L.A. Chargers, 11/1/20 (none). **Interception return yards** — 52 at Baltimore, 10/15/17 (none). **Passes defended** — 3 vs. N.Y. Jets, 10/28/18 (none). **Sacks** — 1, five times, last, vs. Las Vegas, 10/17/21 (none). **Sack yards** — 12 vs. Pittsburgh, 9/24/17 (none). **Forced fumbles** — 1 vs. Pittsburgh, 9/24/17 (none). **Fumble Recoveries** — 1 vs. Kansas City, 10/25/20 (none).

BRYCE CALLAHAN'S 2021 GAME-BY-GAME

(Victories asterisked)

| 2021 DENVER (7-8) | | TACKLES | | | | | | | | | | | | | | |
|----------------------|------------------|---------|-------------|-----------|----------|-----------|------------|------------|----------|----------|----------|---------------------------------|--|--|--|--|
| Date | Opponent | P/S | UT | A | TT | S-Yds. | I-Yds. | PD | FF | FR | | | | | | |
| Sept 12 | at N.Y. Giants* | P | 2 | 0 | 2 | 0-0 | 0-0 | 0 | 0 | 0 | | | | | | |
| Sept 19 | at Jacksonville* | P | 2 | 1 | 3 | 0-0 | 0-0 | 2 | 0 | 0 | | | | | | |
| Sept 26 | vs. N.Y. Jets* | P | 1 | 0 | 1 | 0-0 | 0-0 | 1 | 0 | 0 | | | | | | |
| Oct 3 | vs. Baltimore | P | 1 | 0 | 1 | 0-0 | 0-0 | 1 | 0 | 0 | | | | | | |
| Oct 10 | at Pittsburgh | S | 3 | 0 | 3 | 0-0 | 0-0 | 0 | 0 | 0 | | | | | | |
| Oct 17 | vs. Las Vegas | P | 3 | 0 | 3 | 1-1 | 0-0 | 0 | 0 | 0 | | | | | | |
| Oct 21 | at Cleveland | P | 3 | 2 | 5 | 0-0 | 0-0 | 0 | 0 | 0 | | | | | | |
| Oct 31 | vs. Washington* | P | 3 | 0 | 3 | 0-0 | 0-0 | 0 | 0 | 0 | | | | | | |
| Games 9-12 | | | | | | | | | | | | INJURED RESERVE DID NOT PLAY | | | | |
| Dec 12 | vs. Detroit* | | | | | | | | | | | | | | | |
| Dec 19 | vs. Cincinnati | P | 2 | 0 | 2 | 0-0 | 0-0 | 0 | 0 | 0 | | | | | | |
| Dec 26 | at Las Vegas | S | 2 | 0 | 2 | 0-0 | 0-0 | 0 | 0 | 0 | | | | | | |
| Season Totals | | | 10/5 | 22 | 3 | 25 | 1-1 | 0-0 | 4 | 0 | 0 | | | | | |



BRADLEY CHUBB

55

OUTSIDE LINEBACKER

6-4 • 275 • 4th Yr. • NORTH CAROLINA STATE

BORN: June 24, 1996, in Marietta, Ga.

HIGH SCHOOL: Hillgrove High School, Powder Springs, Ga.

ACQUIRED: Draft #1 (5th overall), 2018

NFL YEAR: 4th • YEAR WITH BRONCOS: 4th

NFL GAMES PLAYED/STARTED: 40/40



CHUBB AT A GLANCE:

- A fourth-year outside linebacker who has started all 40 games played with Denver during his first three NFL seasons, recording 139 tackles (90 solo), 20.5 sacks (140 yds.), four passes defended, four forced fumbles, one interception (21 yds.) and one fumble recovery.
- Appeared in 14 games (all starts) with the Broncos in 2020, totaling 42 tackles (26 solo) 7.5 sacks (50 yds.) 19 quarterback hits, nine tackles for loss and one fumble recovery.
- Selected to his first career Pro Bowl in 2020, becoming the third player from the Broncos 2018 draft class (RB Phillip Lindsay & WR Courtland Sutton) to earn Pro Bowl honors.
- Missed most of the 2019 season after suffering a knee injury in Week 4.
- Set Denver's rookie sack record in 2018 and recorded the seventh-most quarterback take-downs (12) all-time for a first-year NFL player.
- Named the NFL's Defensive Rookie of the Month for October 2018 after totaling 16 tackles (12 solo), 5.5 sacks (33 yds.) and five tackles for loss.
- Finished his career at North Carolina State with school records for tackles for loss (60) and sacks (26), breaking the marks previously held by Mario Williams, the No. 1 pick in the 2006 NFL Draft.
- Following the 2017 season, received the Bronko Nagurski Trophy, which given to the nation's top defender, and the Ted Hendricks Award, an honor given to the nation's top defensive end.
- Selected by the Broncos in the first round (5th overall) of the 2018 NFL Draft.

55's TROPHY CASE

Pro Bowls (1)..... 2020

CAREER TRANSACTIONS: Signed by Denver as a draft choice 6/21/18.



2021: Recorded his first career interception, returning it 21 yards to set up a Broncos TD at L.V. (12/26).

2020: Chubb appeared in 14 games (all starts), totaling 42 tackles (26 solo), 7.5 sacks (50 yds.), 19 quarterback hits, nine tackles for loss and one fumble recovery in his return from an ACL injury he sustained in Week 4 of the 2019 season... Collected his fourth career multi-sack game, recorded 2.5 sacks, set a career high with 24 sack yards and added five tackles (3 solo) at NYJ (10/1)... Notched a sack (4 yds.) and posted his fourth career forced fumble at N.E. (10/18)... Recorded a sack (8 yds.) in his third consecutive game and added two tackles vs. K.C. (10/25)... Registered his fourth sack in as many games and added four tackles (all solo) vs. L.A. Chargers (11/1)... Posted a sack (9 yds.) and had five tackles (4 solo) vs. Miami (11/22)... Nabbed a quarterback takedown (5 yds.) and had a season-high six tackles vs. N.O. (11/29).

2019: Chubb started all four games played, totaling 21 tackles (16 solo), one sack (7 yds.), one forced fumble and a pass defended before being placed on injured reserve on Oct. 1... Notched three tackles (2 solo) and a pass defended at Oak. (9/9)... Recorded six tackles (5 solo) vs. Chi. (9/15)... Collected five solo tackles at G.B. (9/22)... Registered a career-high-tying seven tackles (4 solo), one sack (7 yds.) and one forced fumble vs. Jac. (9/29).

2018: Selected by Denver in the first round (fifth overall) of the 2018 NFL Draft, Chubb set Denver's rookie sack record (12) and finished with the seventh-most sacks all-time for a first-year player... Posted career highs in tackles, sacks, sack yards and forced fumbles... Tallied 60 tackles (41 solo), 12 sacks (83 yds.), 14 tackles for loss, one pass defended, two forced fumbles and one fumble recovery during the season... Became the third Bronco to win NFL Defensive Rookie of the Month (Oct.) after totaling 16 tackles (12 solo), 5.5 sacks (33 yds.), five tackles for loss, 13 pressures, eight quarterback hits, one forced fumble and one pass defended... Recorded three tackles (1 solo) and a half sack (3 yds.) in his NFL debut vs. Sea. (9/9)... Recorded the first full sack of his career and sacked Joe Flacco (6 yds.) at Bal. (9/23)... Became the fourth Broncos rookie to record three sacks (16 yds.) in a game and added five tackles (4 solo) vs. LAR (10/14)... Recorded multiple sacks in consecutive games, becoming the first Broncos rookie to accomplish that feat since Elvis Dumervil in 2009... Teamed with Von Miller to sack Patrick Mahomes (3 yds.) and added four tackles (2 solo) at K.C. (10/28)... Sacked Deshaun Watson (3 yds.) to extend his sack streak to four games, and posted six tackles (5 solo)—three tackles for loss—vs. Hou. (11/4)... Increased his sack streak to five

CHUBB AMONG LEAGUE'S SACK LEADERS AS A ROOKIE

MOST SACKS AMONG NFL ROOKIES, 2018

| | Player | No. |
|----|----------------------|------|
| 1. | Bradley Chubb, Den. | 12.0 |
| 2. | Darius Leonard, Ind. | 7.0 |
| 3. | Sam Hubbard, Cin. | 6.0 |
| 4. | B.J. Hill, NYG | 5.5 |
| 5. | Two Tied | 5.0 |

MOST SACKS AS A ROOKIE, BRONCOS HISTORY

| | Player | Year | No. |
|----|----------------|------|------|
| 1. | Bradley Chubb | 2018 | 12.0 |
| 2. | Von Miller | 2011 | 11.5 |
| | Rulon Jones | 1980 | 11.5 |
| 4. | Mike Croel | 1991 | 10.0 |
| 5. | Elvis Dumervil | 2006 | 8.5 |

consecutive games with a takedown of Philip Rivers (9 yds.), and notched a career-best seven tackles (4 solo) at LAC (11/18)... Strip-sacked Jeff Driskel, recovered the fumble and finished with three solo tackles at Cin. (12/2)... Broke Von Miller's team-rookie sack record (11.5, 2011) with a pair of quarterback takedowns (18 yds.) at S.F. (12/9).

COLLEGE: Chubb was a three-year starter at North Carolina State University, opening 38-of-49 games played and totaling 203 tackles (103 solo), 26 sacks (157 yds.), three passes defended, one interception, eight forced fumbles and one fumble recovery... Finished his final collegiate season as a consensus first-team All-American and the Atlantic Coast Conference Defensive Player of the Year after recording 73 tackles (40 solo), 10 sacks (66 yds.), three forced fumbles and one fumble recovery... Awarded both the Bronko Nagurski Trophy, which given to the nation's top defender, and the Ted Hendricks Award, which given to the nation's top defensive end... Finished the 2016 regular season as the nation's leader in tackles behind the line of scrimmage, and he was chosen as the team's Defensive MVP... Opened all 13 games during his sophomore season, finishing as the second-leading tackler for the Wolfpack with 69 stops (29 solo) and 5.5 sacks (32 yds.)... Played all 11 games as a true freshman, finishing the season with three tackles (1 solo).

PERSONAL: Chubb attended Hillgrove High School in Powder Springs, Ga., where he was selected to play in the Cobb Country All-Star Senior Bowl... Helped his 2013 team to an 11-2 season and an appearance in the Georgia 6A quarterfinals... Brother, Brandon, spent time with the L.A. Rams, Carolina, Detroit, San Francisco and Tennessee... Cousin, Nick, played at the University of Georgia and was selected in the second round of the 2018 NFL Draft by Cleveland... Bradley Chubb was born on June 24, 1996 in Marietta, Ga.

CHUBB'S REGULAR SEASON RECORD

| Year | Club | G | S | UT | A | TT | S-Yds. | I-Yds. | PD | FF | FR | TD-Int. | TD-FR | S | Pts. |
|----------------------|--------|-----------|-----------|-----------|-----------|------------|-----------------|-------------|----------|----------|----------|------------|----------|----------|----------|
| 2018 | Denver | 16 | 16 | 41 | 19 | 60 | 12-83 | 0-0 | 1 | 2 | 1 | 0-0 | 0 | 0 | 0 |
| 2019 | Denver | 4 | 4 | 16 | 5 | 21 | 1-7 | 0-0 | 1 | 1 | 0 | 0 | 0 | 0 | 0 |
| 2020 | Denver | 14 | 14 | 26 | 16 | 42 | 7.5-50 | 0-0 | 0 | 1 | 0 | 0 | 0 | 0 | 0 |
| 2021 | Denver | 6 | 6 | 7 | 9 | 16 | 0-0 | 1-21 | 2 | 0 | 0 | 0 | 0 | 0 | 0 |
| CAREER TOTALS | | 40 | 40 | 90 | 49 | 139 | 20.5-140 | 1-21 | 4 | 4 | 1 | 0-0 | 0 | 0 | 0 |

CHUBB'S SINGLE GAME HIGHS

(Postseason in parentheses)

Tackles — 7, twice, last vs. Jacksonville, 9/29/19 (none). **Sacks** — 3 vs. Los Angeles Rams, 10/14/18 (none). **Sack yards** — 24 at N.Y. Jets, 10/1/20 (none). **Forced Fumbles** — 1, 4x, last at New England, 10/18/20 (none).

CHUBB'S MULTIPLE-SACK GAMES (4)

**Denotes win; (The Broncos are 2-2 when Chubb records more than one sack in a game.)*

| Date | Opponent | S-Yds. |
|----------|------------------|--------|
| 10/14/18 | vs. L.A. Rams | 3-16 |
| 10/18/18 | at Arizona* | 2-14 |
| 12/9/18 | at San Francisco | 2-18 |
| 10/1/20 | at N.Y. Jets* | 2.5-24 |

CHUBB'S SACKS BY QUARTERBACK (20.5)

Figures in italics include postseason totals

| Quarterback | Sacks | Quarterback | Sacks |
|-----------------|-------|---------------------|-------|
| Jared Goff | 3.0 | Gardner Minshew III | 1.0 |
| Sam Darnold | 2.5 | Deshaun Watson | 1.0 |
| Josh Rosen | 2.0 | Cam Newton | 1.0 |
| Nick Mullens | 2.0 | Justin Herbert | 1.0 |
| Patrick Mahomes | 1.5 | Tua Tagovailoa | 1.0 |
| Jeff Driskel | 1.0 | Taysom Hill | 1.0 |
| Joe Flacco | 1.0 | Russell Wilson | 0.5 |
| Philip Rivers | 1.0 | | |

BRADLEY CHUBB'S 2021 GAME-BY-GAME

(Victories asterisked)

| 2021 DENVER (7-8) | | TACKLES | | | | | | | | |
|----------------------|--------------------|------------|----------|----------|-----------|------------|-------------|----------|----------|----------|
| Date | Opponent | P/S | UT | A | TT | S-Yds. | I-Yds. | PD | FF | FR |
| Sept 12 | at N.Y. Giants* | | | | | | | | | |
| Sept 19 | at Jacksonville* | S | 1 | 0 | 1 | 0-0 | 0-0 | 0 | 0 | 0 |
| Game 3-10 | | | | | | | | | | |
| Nov 28 | vs. L.A. Chargers* | S | 0 | 0 | 0 | 0-0 | 0-0 | 0 | 0 | 0 |
| Dec 5 | at Kansas City | S | 2 | 1 | 3 | 0-0 | 0-0 | 0 | 0 | 0 |
| Dec 12 | vs. Detroit* | S | 2 | 1 | 3 | 0-0 | 0-0 | 0 | 0 | 0 |
| Dec 19 | vs. Cincinnati | S | 1 | 3 | 4 | 0-0 | 0-0 | 1 | 0 | 0 |
| Dec 26 | at Las Vegas | S | 1 | 4 | 5 | 0-0 | 1-21 | 1 | 0 | 0 |
| Season Totals | | 6/6 | 7 | 9 | 16 | 0-0 | 1-21 | 2 | 0 | 0 |



JONATHON COOPER

53

OUTSIDE LINEBACKER

6-4 • 257 • OHIO STATE

BORN: Jan. 8, 1998, in Gahanna, Ohio

HIGH SCHOOL: Lincoln High School, Gahanna, Ohio

ACQUIRED: Draft #7b (239th overall), 2021

NFL YEAR: 1st • **YEAR WITH BRONCOS:** 1st

NFL GAMES PLAYED/STARTED: 15/5



COOPER AT A GLANCE:

- An outside linebacker who played 45 games (25 starts) during his collegiate career at Ohio State (2016-20), collecting 75 tackles (44 solo), 10 sacks (66 yds.), two pass breakups, one forced fumble and two fumble recoveries.
- Selected as an all-Big Ten honoree on two occasions, including third-team recognition in 2020.
- Became the first player in Ohio State history to wear the “Block O” jersey which is given to the player who best represents the legacy of former Buckeye Bill Willis and exhibits selfless, player-driven leadership qualities.
- Started all eight games played in 2020, tallying 24 tackles (12 solo), 3.5 sacks (29 yds.), one pass breakup and one forced fumble.
- Limited to just four games (all starts) as a true senior in 2019 before suffering a season-ending injury and electing to redshirt.
- Opened all 13 games in 2018, posting a career-high 25 tackles (14 solo) to go along with 2.5 sacks (9 yds.) and one fumble recovery.
- Tallied 15 tackles (11 solo), two sacks (17 yds.) and one fumble recovery in 14 games played in 2017.
- Appeared in six games as a true freshman, adding six tackles (2 solo) and one sack (5 yds.).
- Prepped at Lincoln High School in Gahanna, Ohio, where he was named the state’s Defensive Player of the Year while being selected to the All-USA Ohio football team as a senior.
- Selected by the Broncos in the seventh round (239th overall) of the 2021 NFL Draft.



2021: Cooper, who was selected by the Broncos in the seventh round (239th overall) of the 2021 NFL Draft, made his NFL debut at NYG (9/12)... Collected first career tackle vs. NYJ (9/26)... Recorded a career-high five tackles (2 solo) and three quarterback hits at Cle. (10/21)... Collected first career start, tallying two assisted tackles vs. Was. (10/31)... Registered the first sacks of his career and tallied two quarterback takedowns (20 yds.) and four tackles (3 solo) at Dal. (11/7)... Tied season high with five tackles (4 solo) vs. Phi. (11/14)... Posted a career high five solo tackles vs. Det. (12/12).

COLLEGE: Cooper served as a two-year captain and started 25-of-45 games played over his five seasons (2016-20) at Ohio State... Selected as an all-Big Ten honoree on two occasions, including third-team recognition in 2020... Became the first player in Ohio State history to wear the “Block O” jersey which is given to the player who best represents the legacy of former Buckeye Bill Willis and exhibits selfless, player-driven leadership qualities... Started all eight games played in his final collegiate campaign in 2020, compiling 24 tackles (12 solo), 3.5 sacks (29 yds.), one pass breakup and one forced fumble... Limited to just four games (all starts) during his true senior season in 2019 before suffering a season-ending injury and electing to redshirt... Opened all 13 games in 2018, compiling 25 tackles (24 solo), 2.5 sacks (9 yds.) and one fumble recovery... Tallied 15 tackles (11 solo), two sacks (17 yds.) and one fumble recovery in 14 games played in 2017... Appeared in six games as true freshman in 2016, garnering six tackles (2 solo) and one sack (5 yds.).

PERSONAL: Cooper attended Lincoln High School in Gahanna, Ohio, where he was named *USA Today’s* Ohio Defensive Player of the Year while being selected to the All-USA Ohio football team as a senior... Selected to the *Associated Press* all-state team as a senior... Jonathon Cooper was born on Jan. 8, 1998, in Gahanna, Ohio.

COOPER’S REGULAR SEASON RECORD

| Year | Club | G | S | UT | A | TT | S-Yds. | I-Yds. | PD | FF | FR | TD-Int. | TD-FR | S | Pts. |
|----------------------|--------|-----------|----------|-----------|-----------|-----------|---------------|------------|----------|----------|----------|----------|----------|----------|----------|
| 2021 | Denver | 15 | 5 | 21 | 12 | 33 | 2.5-22 | 0-0 | 0 | 0 | 1 | 0 | 0 | 0 | 0 |
| CAREER TOTALS | | 15 | 5 | 21 | 12 | 33 | 2.5-22 | 0-0 | 0 | 0 | 1 | 0 | 0 | 0 | 0 |

ADDITIONAL STATISTICS: *Special-teams tackles* — 2021(1), TOTAL (1).

JONATHAN COOPER'S 2021 GAME-BY-GAME

(Victories asterisked)

| 2021 DENVER (7-8) | | TACKLES | | | | | | | | | |
|----------------------|--------------------|---------|-------------|-----------|-----------|-----------|---------------|------------|----------|----------|----------|
| Date | Opponent | P/S | UT | A | TT | S-Yds. | I-Yds. | PD | FF | FR | |
| Sept 12 | at N.Y. Giants* | P | 0 | 0 | 0 | 0-0 | 0-0 | 0 | 0 | 0 | |
| Sept 19 | at Jacksonville* | P | 0 | 0 | 0 | 0-0 | 0-0 | 0 | 0 | 0 | |
| Sept 26 | vs. N.Y. Jets* | P | 0 | 1 | 1 | 0-0 | 0-0 | 0 | 0 | 0 | |
| Oct 3 | vs. Baltimore | P | 0 | 1 | 1 | 0-0 | 0-0 | 0 | 0 | 0 | |
| Oct 10 | at Pittsburgh | P | 1 | 1 | 2 | 0-0 | 0-0 | 0 | 0 | 0 | |
| Oct 17 | vs. Las Vegas | P | 0 | 0 | 0 | 0-0 | 0-0 | 0 | 0 | 0 | |
| Oct 21 | at Cleveland | P | 2 | 3 | 5 | 0-0 | 0-0 | 0 | 0 | 0 | |
| Oct 31 | vs. Washington* | S | 0 | 2 | 2 | 0-0 | 0-0 | 0 | 0 | 0 | |
| Nov 7 | at Dallas* | S | 3 | 1 | 4 | 2-20 | 0-0 | 0 | 0 | 0 | |
| Nov 14 | vs. Philadelphia | S | 4 | 1 | 5 | 0-0 | 0-0 | 0 | 0 | 0 | |
| Nov 28 | vs. L.A. Chargers* | P | 1 | 0 | 1 | 0-0 | 0-0 | 0 | 0 | 0 | |
| Dec 5 | at Kansas City | P | 1 | 0 | 1 | 0-0 | 0-0 | 0 | 0 | 0 | |
| Dec 12 | vs. Detroit* | S | 5 | 0 | 5 | 0-0 | 0-0 | 0 | 1 | 0 | |
| Dec 19 | vs. Cincinnati | S | 4 | 2 | 6 | .5-2 | 0-0 | 0 | 0 | 0 | |
| Dec 26 | at Las Vegas | P | 0 | 0 | 0 | 0-0 | 0-0 | 0 | 0 | 0 | |
| Season Totals | | | 15/5 | 21 | 12 | 33 | 2.5-22 | 0-0 | 0 | 1 | 0 |

**RONALD DARBY****21****CORNERBACK****5-11 • 193 • 7TH YR. • FLORIDA STATE****BORN:** Jan. 2, 1994, in Oxon Hill, Maryland**HIGH SCHOOL:** Potomac High School, Glassmanor, Md.**ACQUIRED:** Unrestricted Free Agent (Washington), 2021**NFL YEAR:** 7th • **YEAR WITH BRONCOS:** 1st**NFL GAMES PLAYED/STARTED:** 84/83 • **POSTSEASON GP/GS:** 4/4**DARBY AT A GLANCE:**

- A seventh-year cornerback who signed with the Broncos as an unrestricted free agent in 2021 after spending his first six NFL seasons with Buffalo (2015-16), Philadelphia (2017-19) and Washington (2020).
- Totaled 359 tackles (309 solo), eight interceptions (135 yds.), 87 passes defended and one fumble recovery in 84 career regular-season games (82 starts).
- Saw action in four postseason contests (all starts), recording 23 tackles (18 solo) and seven passes defended.
- Posted the fourth-most overall passes defended (94: 87 reg. season & 7 postseason) among active defensive backs since entering the NFL in 2015.
- Started all 16 games for the Washington Football Team in 2020, recording 55 tackles (43 solo), 16 passes defended (5th most in the NFL) and one fumble recovery.
- Collected 114 tackles (103 solo) six interceptions (87 yds.) and 32 passes defended in 28 games played with the Eagles (2017-19).
- Appeared in 14 games (all starts) and notched a career-high 69 tackles (60 solo) with Buffalo in 2016 while adding 12 passes defended.
- Registered 68 defensive stops (61 solo) and added a career-high 21 passes defended in 15 games played (all starts), earning PFWA All-Rookie Team honors during his rookie season in 2015.
- Signed by the Broncos as an unrestricted free agent (Washington) on March 17, 2021.
- Entered the NFL as a second-round draft pick (50th overall) of the Buffalo Bills in the 2015 NFL Draft.

CAREER TRANSACTIONS: Signed by Buffalo as a draft choice 5/9/15; Traded from Buffalo to Philadelphia 8/11/17; Re-signed by Philadelphia 3/15/19; Signed by Washington as an unrestricted free agent 3/30/19; Signed by Denver as an unrestricted free agent 3/17/21.



2021: Darby, who was signed by the Broncos as an unrestricted free agent on March 17, made his Broncos debut in Week 1, recording six solo tackles and one pass defended at NYG (9/12)... Spent Weeks 2-4 on injured reserve and was inactive in Week 5 after being activated from injured reserve on Oct. 9... Posted five tackles (4 solo) in his return to action vs. L.V. (10/17)... Recorded a season-high eight tackles (6 solo) at Cle. (10/21)... Tallied seven tackles (5 solo) vs. Was. (10/31)... Posted three tackles (1 solo) and one pass defended at Dal. (11/7)... Recorded a season-high-tying eight tackles (5 solo) vs. Phi. (11/14).

2020: Darby started all 16 regular-season games and one postseason contest with the Washington Football Team, totaling 55 tackles (43 solo), 16 passes defended and one fumble recovery... Posted the fifth-most passes defended (16) in the NFL... Helped WFT rank second in total defense (304.6 ypg) and passing defense (191.8 ypg)... Tallied four tackles (2 solo) and one pass defended in the season opener vs. Phi. (9/13)... Had five tackles (4 solo) and one pass defended vs. LAR (10/11)... Collected a season-high seven defensive stops (6 solo) vs. NYG (11/8)... Tallied six tackles (5 solo), tied his career high with four passes defended and nabbed his first career fumble recovery vs. Cin. (11/22)... Notched two pass breakups to go with two solo tackles at Dal. (11/26)... Had two passes defended and two tackles (1 solo) at S.F. (12/13)... Registered three passes defended accompanied by three tackles (2 solo) vs. Car. (12/27)... Recorded five tackles (2 solo) and one pass breakup in Washington's wild card game vs. T.B. (1/9).

2019: Darby saw action in 11 games (all starts) with Philadelphia, collecting 37 tackles (34 solo), two interceptions (29 yds.) and 11 passes defended... Tallied five solo tackles and two passes defended vs. Was. (9/8)... Collected first interception of the season (13 yds.) and added three tackles (2 solo) and three passes defended at Atl. (9/15)... Registered six solo tackles vs. Det. (09/22)... Inactive in Weeks 4-7... Tallied two solo tackles and one pass defended at Buf. (10/27)... Registered five solo tackles and two passes defended vs. N.E. (11/17)... Tallied four solo tackles and one pass defended vs. Sea. (11/24)... Registered three solo tackles, one interception (16 yds.) and one pass defended at Mia. (12/1)... Added five tackles (4 solo) vs. NYG (12/9)... Tallied two tackles (1 solo) and one pass defended at Was. (12/15)... Placed on injured reserve (hip flexor) on Dec. 24.

DARBY'S SINGLE GAME HIGHS

(Postseason in parentheses)

Tackles — 10, twice, last vs. Pittsburgh, 12/11/16 (7, twice, last vs. Minnesota, 1/21/18). **Interceptions** — 1, eight times, last at Miami, 12/1/19 (none). **Interception return yards** — 37, at N.Y. Giants, 12/17/17 (none). **Passes defended** — 4, 3x, last vs. Cincinnati, 11/22/20 (3, vs. Minnesota, 1/21/18). **Fumble Recoveries** — 1, vs. Cincinnati, 11/22/20 (none).

RONALD DARBY'S 2021 GAME-BY-GAME


(Victories asterisked)

| 2021 DENVER (7-8) | | TACKLES | | | | | | | | | |
|----------------------|-------------------|---------|--------------|-----------|-----------|-----------|------------|------------|----------|----------|----------|
| Date | Opponent | P/S | UT | A | TT | S-Yds. | I-Yds. | PD | FF | FR | |
| Sept 12 | at N.Y. Giants* | S | 6 | 0 | 6 | 0-0 | 0-0 | 1 | 0 | 0 | |
| Games 2-4 | | | | | | | | | | | |
| Oct 10 | at Pittsburgh | | | | | | | | | | |
| Oct 17 | vs Las Vegas | S | 4 | 1 | 5 | 0-0 | 0-0 | 0 | 0 | 0 | |
| Oct 21 | at Cleveland | S | 6 | 2 | 8 | 0-0 | 0-0 | 0 | 0 | 0 | |
| Oct 31 | vs Washington* | S | 5 | 2 | 7 | 0-0 | 0-0 | 0 | 0 | 0 | |
| Nov 7 | at Dallas* | S | 1 | 2 | 3 | 0-0 | 0-0 | 1 | 0 | 0 | |
| Nov 14 | vs Philadelphia | S | 5 | 3 | 8 | 0-0 | 0-0 | 0 | 0 | 0 | |
| Nov 28 | vs L.A. Chargers* | S | 2 | 3 | 10 | 0-0 | 0-0 | 1 | 0 | 0 | |
| Dec 5 | at Kansas City | S | 2 | 0 | 2 | 0-0 | 0-0 | 0 | 0 | 0 | |
| Dec 12 | vs Detroit* | S | 4 | 0 | 4 | 0-0 | 0-0 | 1 | 0 | 0 | |
| Dec 19 | vs Cincinnati | S | 2 | 0 | 2 | 0-0 | 0-0 | 1 | 0 | 0 | |
| Dec 26 | at Las Vegas | S | 5 | 1 | 6 | 0-0 | 0-0 | 1 | 0 | 0 | |
| Season Totals | | | 11/11 | 42 | 11 | 53 | 0-0 | 0-0 | 6 | 0 | 0 |

DARBY AMONG LEAGUE LEADERS IN PASSES DEFENSED SINCE 2015

MOST OVERALL (REG. + POST.) PASSES DEFENSED, 2015-PRES., NFL

| Player | Pos. | Team | PD | GP |
|------------------------|-----------|----------------------------|-----------|-----------|
| 1. Darius Slay | CB | Det./Phi. | 97 | 105 |
| 2. Stephon Gilmore | CB | Buf./N.E./Car. | 95 | 98 |
| Marcus Peters | CB | K.C./LAR/Bal. | 95 | 101 |
| 4. Ronald Darby | CB | Buf./Phi./Was./Den. | 94 | 88 |
| 5. Janoris Jenkins | CB | STL/NYG/N.O./Ten. | 91 | 99 |

**NOAH FANT****87****TIGHT END****6-4 • 249 • 3RD YR. • IOWA****BORN:** Nov. 20, 1997, in Omaha, Neb.**HIGH SCHOOL:** Omaha (Neb.) South High School**ACQUIRED:** Draft #1 (20th overall), 2019**NFL YEAR:** 3rd • **YEAR WITH BRONCOS:** 3rd**NFL GAMES PLAYED/STARTED:** 45/39**FANT AT A GLANCE:**

- A third-year tight end from the University of Iowa who has appeared in 45 games (39 starts) with Denver (2019-21).
- Totaled 163 receptions for 1,797 yards (11.0 avg.) with nine touchdowns in his career.
- Set season highs in receptions and yards and registered 62 catches (eighth most by a Broncos tight end in a single season) for 673 yards (10.9 avg.) with three touchdowns in 15 games (14 starts) in 2020.
- Earned PFWA All-Rookie honors after setting Broncos rookie tight end records for receptions (40) and receiving yards (562), in addition to posting three touchdowns in 2019.
- Saw action in 36 games (14 starts) at Iowa, totaling 78 receptions for 1,083 yards (13.9 avg.) with 19 touchdowns during his collegiate career (2016-18).
- Recorded the most touchdowns (18) by a tight end in college football between his sophomore and junior seasons.
- Attended Omaha (Neb.) South High School, where he was chosen to the All-Nebraska Team during his sophomore, junior and senior seasons.
- Selected by the Broncos in the first round (20th overall) of the 2019 NFL Draft.

CAREER TRANSACTIONS: Signed by Denver as a draft choice 5/23/19.

2021: Fant tied for the team lead in receptions, totaling six catches for 62 yards (10.3 avg.) at NYG (9/12)... Nabbed his seventh career touchdown on a 14-yard reception and added four catches for 33 yards (8.3 avg.) at Jac. (9/19)... Led the team in receptions (6) and tallied 46 receiving yards (7.7 avg.) and his second touchdown of the season (eighth of career) vs. Bal. (10/3)... Led the team in receptions and receiving yards, recorded his career-high-tying third touchdown of the season, and totaled a career-high nine catches for 97 yards (10.8 avg.) and one touchdown vs. L.V. (10/17)... Missed Week 9 after being placed on the reserve/COVID-19 list on Nov. 2... Returned from the reserve/COVID-19 list and tallied five catches for 59 yards (11.8 avg.) vs. Phi. (11/14)... Caught a season-long 32-yard reception, setting up a Broncos scoring drive vs. Det. (12/12).

2020: Fant set season highs in receptions and yards and posted 62 catches (eighth most by a Broncos tight end in a single season) for 673 yards (10.9 avg.) with three touchdowns in 15 games (14 starts)... Led the team with five receptions for 81 yards (16.2 avg.) with one touchdown vs. Ten. (9/14)... Recorded four receptions for 57 yards (14.3 avg.) with one score and a two-point conversion at Pit. (9/20)... Set a career-high in catches, surpassed 1,000 receiving yards for his career and totaled four receptions for 57 yards (14.3 avg.), including a season-long 37-yard grab at K.C. (11/6)... Set career highs in targets (11) and receptions (8) and totaled 68 yards (8.5 avg.) and his third score of the season vs. Buf. (12/19)... Set a career high in receiving yards, tied for the team lead in receptions (6) and totaled six catches for 65 yards (10.8 avg.) at LAC (12/27).

2019: Selected by Denver in the first round (20th overall) of the 2019 NFL Draft, Fant played all 16 games (11 starts) and was chosen to the PFWA's All-Rookie Team... Set Broncos rookie tight end records for receptions (40) and receiving yards (562) in addition to posting three touchdowns... Notched the sixth-most receiving yards (562) among all Broncos rookie pass catchers for a single season... Became just the sixth rookie tight end in league history with multiple 100-yard receiving games (vs. Cle., 11/3; at Hou., 12/8)... Recorded 29 yards on two receptions (14.5 avg.) in his NFL debut at Oak. (9/9)... Recorded two receptions for 31 yards (15.5 avg.) and recorded his first career touchdown vs. Jac. (9/29)... Totaled a career-high 115 receiving yards and posted a touchdown on three receptions (38.3 avg.) vs. Cle. (11/3) to represent his first 100-yard receiving game... Collected 60 yards on four receptions (15.0 avg.) at Min. (11/17)... Posted four receptions for 113 yards (28.3 avg.) with one touchdown at Hou. (12/8)... Made two receptions for 56 yards (28.0 avg.) at K.C. (12/15).

FANT SETS ROOKIE MARKS FOR TIGHT ENDS

MOST RECEPTIONS & YARDS BY A BRONCOS ROOKIE TIGHT END

| | Player | Season | GP | Rec. | Yds. | TDs |
|----|----------------|--------|----|------|------|-----|
| 1. | Noah Fant | 2019 | 16 | 40 | 562 | 3 |
| 2. | Orson Mobley | 1986 | 14 | 22 | 332 | 1 |
| 2. | Riley Odoms | 1972 | 14 | 21 | 320 | 1 |
| 4. | Tony Scheffler | 2006 | 13 | 18 | 286 | 4 |
| 5. | Clarence Kay | 1984 | 16 | 16 | 136 | 3 |

MOST 100-YARD RECEIVING GAMES BY A ROOKIE TIGHT END, NFL HISTORY

| | Player | Year | No. |
|----|-----------------------|------|-----|
| 1. | Mike Ditka, Chi. | 1961 | 5 |
| 2. | Charle Young, Phi. | 1973 | 4 |
| 3. | Noah Fant, Den. | 2019 | 2 |
| | Jeremy Shockey, NYG | 2002 | 2 |
| | Raymond Chester, Oak. | 1970 | 2 |
| | Ray Poage, Min. | 1963 | 2 |

COLLEGE: Fant appeared in 12 games (7 starts) during his junior season, finishing with 39 catches for 519 yards (13.3 avg.) with seven touchdowns... Selected as a third-team All-American by the *Associated Press* and first-team All-Big Ten Conference honoree as a John Mackey Award (nation's top tight end) semifinalist... Helped the Hawkeyes to an 8-4 regular-season record... Scored at least one touchdown in four consecutive games, including scores against conference foes Wisconsin (9/22), Minnesota (10/6) and Indiana (10/13)... Started 7-of-13 games played as a sophomore, totaling 30 receptions for 494 yards (16.5 avg.) with 11 scores... Tied for the most receiving touchdowns by a tight end in NCAA FBS (11), while setting an Iowa single-season record by a tight end... Led all FBS tight ends with his average of 16.5 yards per catch... Chosen as a third-team All-Big Ten selection... Scored at least one touchdown (8 total) in six consecutive games to end the season... Saw action in 11 games as a true freshman and recorded nine catches for 70 yards (7.8 avg.) with one touchdown... Scored his first touchdown at Purdue (10/15).

PERSONAL: Fant played both tight end and defensive end at Omaha (Neb.) South High School, where he was chosen to the all-state team as a sophomore, junior and senior... Caught 78 passes for 1,064 yards (13.6 avg.) with 18 touchdowns between his junior and senior seasons... Contributed 48 tackles (21 solo) and five sacks during his final two prep seasons... Also competed in track (sprints, high jump, triple jump) and basketball... Majored in biology at Iowa... Fant was born on Nov. 20, 1997 in Omaha, Neb.

FANT'S REGULAR SEASON RECORD

| Year | Club | RECEIVING | | | | | | | SCORING | | | | | | |
|----------------------|--------|-----------|-----------|------------|--------------|-------------|------------|----------|----------|----------|----------|----------|----------|-----------|----|
| | | G | S | No. | Yds. | Avg. | LG | TD | TD | TDr | TDp | TDrt | 2pt | Pts. | |
| 2019 | Denver | 16 | 11 | 40 | 562 | 14.1 | 75t | 3 | 3 | 3 | 0 | 0 | 0 | 0 | 18 |
| 2020 | Denver | 15 | 14 | 62 | 673 | 10.9 | 37 | 3 | 3 | 3 | 0 | 0 | 1 | 20 | |
| 2021 | Denver | 14 | 14 | 61 | 562 | 9.2 | 32 | 3 | 3 | 3 | 0 | 0 | 0 | 18 | |
| CAREER TOTALS | | 45 | 39 | 163 | 1,797 | 11.0 | 75t | 9 | 9 | 9 | 0 | 0 | 1 | 56 | |

ADDITIONAL STATISTICS: *Miscellaneous tackles* — 2019 (2), TOTAL (2).

FANT'S SINGLE GAME HIGHS

(Postseason in parentheses)

Receptions — 9, vs. Las Vegas, 10/17/21 (none). **Receiving yards** — 115 vs. Cleveland, 11/3/19 (none). **Longest reception** — 75t, vs. Cleveland, 11/3/19 (none). **Receiving touchdowns** — 1, 9x, last: vs. Las Vegas, 10/17/21 (none).

NOAH FANT'S 2021 GAME-BY-GAME

(Victories asterisked)

| 2021 DENVER (7-8) | | RECEIVING | | | | | | | SCORING | |
|----------------------|--------------------|-----------|------------------|-----------|------------|------------|-----------|----------|----------|-----------|
| Date | Opponent | P/S | No. | Yds. | Avg. | LG | TD | 2pt. | Pts. | |
| Sept 12 | at N.Y. Giants* | S | 6 | 62 | 10.3 | 25 | 0 | 0 | 0 | |
| Sept 19 | at Jacksonville* | S | 4 | 33 | 8.3 | 14t | 1 | 0 | 6 | |
| Sept 26 | vs. N.Y. Jets* | S | 2 | 15 | 7.5 | 9 | 0 | 0 | 0 | |
| Oct 3 | vs. Baltimore | S | 6 | 46 | 7.7 | 14 | 1 | 0 | 6 | |
| Oct 10 | at Pittsburgh | S | 3 | 20 | 6.7 | 9 | 0 | 0 | 0 | |
| Oct 17 | vs. Las Vegas | S | 9 | 97 | 10.8 | 26 | 1 | 0 | 6 | |
| Oct 21 | at Cleveland | S | 5 | 39 | 7.8 | 9 | 0 | 0 | 0 | |
| Oct 31 | vs. Washington* | S | 2 | 8 | 4.0 | 7 | 0 | 0 | 0 | |
| Nov. 7 | at Dallas* | | RESERVE/COVID-19 | | | | | | | |
| Nov 14 | vs. Philadelphia | S | 5 | 59 | 11.8 | 15 | 0 | 0 | 0 | |
| Nov 28 | vs. L.A. Chargers* | S | 3 | 12 | 4.0 | 7 | 0 | 0 | 0 | |
| Dec 5 | at Kansas City | S | 4 | 33 | 8.3 | 12 | 0 | 0 | 0 | |
| Dec 12 | vs. Detroit* | S | 4 | 51 | 12.8 | 32 | 0 | 0 | 0 | |
| Dec 19 | vs. Cincinnati | S | 5 | 57 | 11.4 | 28 | 0 | 0 | 0 | |
| Dec 26 | at Las Vegas | S | 3 | 30 | 10.0 | 20 | 0 | 0 | 0 | |
| Season Totals | | | 14/14 | 61 | 562 | 9.2 | 32 | 3 | 0 | 18 |

**CAMERON FLEMING****73****TACKLE****6-6 • 325 • 8TH YR. • STANFORD****BORN:** Sept. 3, 1992, in Fort Hood, Texas**HIGH SCHOOL:** Cypress Creek High School, Houston**ACQUIRED:** Unrestricted Free Agent, 2021**NFL YEAR:** 8th • **YEAR WITH BRONCOS:** 1st**NFL GAMES PLAYED/STARTED:** 94/44 • **POSTSEASON GP/GS:** 11/2**FLEMING AT A GLANCE:**

- An eighth-year tackle who has played 94 career regular-season games (44 starts) and 11 postseason contests (2 starts) during his first seven NFL seasons with New England (2014-17), Dallas (2018-19), N.Y. Giants (2020) and Denver (2021).
- Started all 16 games (all at RT) with the Giants in 2020, playing a career-high 911 (89.9%) offensive snaps.
- Saw action in 28 games (6 starts) and played a combined 491 offensive plays during his two seasons with the Cowboys (2018-19).
- Played four seasons (2014-17) with the Patriots, appearing in 47 regular-season games (20 starts) and nine postseason contests (2 starts) while starting at least 12 games from 2015-17.
- Was a member of New England's Super Bowl LI-winning team in 2016.
- Logged three collegiate seasons (2011-13) at Stanford, playing 42 games while earning second team All-Pac 12 honors during his senior season in 2013.
- Selected by the Patriots in the fourth round (140th overall) of the 2014 NFL Draft.
- Signed by the Broncos as an unrestricted free agent on May 20, 2021.

CAREER TRANSACTIONS: Signed by New England as a draft choice 5/15/14... Waived by New England 9/6/15... Signed by New England (practice squad) 9/8/15... Signed by New England 4/10/17... Signed by Dallas 3/26/18... Signed by N.Y. Giants 3/18/20... Signed by Denver 5/20/21.



2021: Fleming made his season and Broncos debut in a reserve role at Dal. (11/7)... Collected first start of the season and opened the game at right tackle vs. Phi. (11/14)... Did not see game action in Games 13-15.

2020: Fleming started all 16 games (all at RT) with the Giants, playing a career-high 911 (89.9%) offensive snaps.

2019: Fleming played 14 games (3 starts) with the Cowboys... Blocked for an offense that ranked second in net passing yards per game (296.9) while averaging the fifth-most rushing yards (134.6) per contest.

2018: Fleming saw action in 14 games (3 starts) with Dallas... Tied his career best with 1.5 sacks allowed... Appeared in both of the Cowboys' playoff contests.

2017: Fleming played 12 regular-season games (6 starts) and three postseason contests (2 starts) with New England... Reached the Super Bowl for the second-consecutive season.

2016: Fleming saw action in all 16 regular-season games (5 starts) and three postseason contests with the Patriots... Was a member of the Patriots Super Bowl LI-winning team... Was part of a team that ranked fourth in net passing yards per game (269.3) and seventh in rushing yards per contest (117.0)... Accumulated just one penalty and allowed zero sacks in 283 offensive plays.

2015: Fleming started 7-of-12 games played with New England.

2014: Selected by the Patriots in the fourth round (140th overall) of the 2014 NFL Draft, Fleming appeared in seven games (2 starts)... Made his first career start at Minnesota (9/14).

COLLEGE: Fleming saw action in 42 games during his collegiate career at Stanford University (2011-13)... Earned All-Pac 12 second team honors during his senior season... Was part of one of the top offensive lines in the nation in 2013, ranking 11th in sacks allowed per game (1.14) and 22nd in rushing offense (207.4 ypg).

PERSONAL: Fleming attended Cypress Creek High School in Houston, where he earned three varsity letters... Was a two-time unanimous first team Texas 15-5A all-district honoree... Named to the 2009 Texas Super Team first team after anchoring an offensive line that averaged 40 points and 420 yards of total offense... Cameron Fleming was born on Sept. 3, 1992 in Fort Hood, Texas.

FLEMING'S REGULAR SEASON RECORD

| Year | Club | G | S |
|----------------------|-------------|-----------|-----------|
| 2014 | New England | 7 | 2 |
| 2015 | New England | 12 | 7 |
| 2016 | New England | 16 | 5 |
| 2017 | New England | 12 | 6 |
| 2018 | Dallas | 14 | 3 |
| 2019 | Dallas | 14 | 3 |
| 2020 | N.Y. Giants | 16 | 16 |
| 2021 | Denver | 3 | 2 |
| CAREER TOTALS | | 94 | 44 |

ADDITIONAL STATISTICS: *Miscellaneous tackles — 2015 (1), 2020 (1), TOTAL (2).*

FLEMING'S POSTSEASON RECORD

| Year | Club | G | S |
|----------------------|-------------|-----------|----------|
| 2014 | New England | 2 | 0 |
| 2015 | New England | 1 | 0 |
| 2016 | New England | 3 | 0 |
| 2017 | New England | 3 | 2 |
| 2018 | Dallas | 2 | 0 |
| CAREER TOTALS | | 11 | 2 |

**MIKE FORD****12****CORNERBACK****6-0 • 198 • 4TH YR. • SOUTHEAST MISSOURI STATE****BORN:** Aug. 4, 1995, in Alton, Ill.**HIGH SCHOOL:** Marquette Catholic High School, Alton, Ill.**ACQUIRED:** Waivers (Det.), 2021**NFL YEAR:** 4th • **YEAR WITH BRONCOS:** 1st**NFL GAMES PLAYED/STARTED:** 43/7**FORD AT A GLANCE:**

- A fourth-year cornerback who has appeared in 43 career regular-season games (7 starts) during his first four NFL seasons with Detroit (2018-20) and Denver (2021).
- Posted 39 tackles (36 solo), four passes defended and 16 special-teams tackles during his career.
- Saw action in nine games (1 start) with the Lions in 2020, recording four tackles (3 solo), one pass defended and a career-high eight special-teams stops.
- Appeared in 15 games (2 starts) with Detroit in 2019, garnering nine tackles (8 solo), a career-high two passes defended and three special-teams tackles.
- Tallied a career-high 24 tackles (23 solo), one pass defended and one special-teams stop in seven games (4 starts) played during his rookie campaign in 2018.
- Played 38 games over four seasons (2014-17) at Southeast Missouri State, tallying 116 tackles (84 solo), five sacks (30 yds.), seven interceptions (28 yds., 1 TD), 27 pass breakups and one fumble recovery.
- Entered the NFL with Detroit as a college free agent on May 11, 2018.
- Claimed off waivers (Det.) by the Broncos on Sept. 1, 2021.

CAREER TRANSACTIONS: Signed by Detroit as a college free agent 5/11/18; Waived by Detroit 9/1/18; Signed by Detroit (practice squad) 9/2/18; Re-signed by Detroit 4/21/20; Re-signed by Detroit 3/8/21; Waived by Detroit 8/30/21; Claimed off waivers (Det.) by Denver 9/1/21.



2021: Ford, who was claimed off waivers (Det.) by Denver on Sept. 1, tallied a team-high two special-teams tackles in his team debut at NYG (9/12)... Posted one special-teams tackle at Pit.(10/10)... Missed Weeks 6-8 after being placed on injured reserve (knee) on Oct. 16... Returned to action in Week 9 and added his first tackle of the season at Dal. (11/7).

2020: Ford saw action in nine games (1 start) with the Lions in 2020, recording four tackles (3 solo), one passed defended and a career-high eight special-teams tackles... Placed on injured reserve on Sept. 6 and missed the first six weeks of the season... Recorded two special-teams stops in back-to-back games at Min. (11/8) and vs. Was. (11/15)... Registered a season-high two tackles vs. G.B. (12/13)... Nabbed two special-teams tackles vs. Min. (1/3).

2019: Ford appeared in 15 games (2 starts) for Detroit in 2019, garnering nine tackles (8 solo), a career-high two passes defended and three special-teams stops... Had one tackle and one pass defended at Phi. (9/22)... Posted a season-high three tackles (2 solo) vs. K.C. (9/29)... Totaled two solo tackles and one pass defended vs. NYG (10/27).

2018: Ford, who entered the NFL with Detroit as a college free agent on May 11, saw action in seven games (4 starts), registering a career-high 24 tackles (23 solo), one pass defended and one special-teams stop... Spent the first 10 weeks of the season on the team's practice squad... Made his NFL debut vs. Car. (11/18) and recorded two solo tackles... Posted a career-high six tackles (5 solo) and added one pass defended vs. Chi. (11/22)... Tied career high with six tackles (all solo) vs. LAR (12/2)... Recorded two solo tackles and one special-teams stop at Ari. (12/9)... Tallied three solo tackles at Buf. (12/16)... Compiled four solo tackles at G.B. (12/30).

COLLEGE: Ford played 38 games over four seasons (2014-17) at Southeast Missouri State, tallying 116 tackles (84 solo), five sacks (30 yds.), seven interceptions (28 yds., 1 TD), 27 passes defended and one fumble recovery... Totaled 32 tackles (22 solo), two sacks (11 yds.), one interception, career-high 14 pass breakups and one fumble recovery in 11 games played in 2017... Nabbed 40 tackles (30 solo), two sacks (15 yds.), one interception (7 yds.), and six pass breakups in seven games played in 2016... Missed the final four weeks of the 2016 season due to injury... Set collegiate career highs in tackles (44) and interceptions (5) and added one sack (4 yds.), seven pass breakups and an interception returned for a touchdown in 11 games played in 2015... Played nine games during his true freshman season in 2014.

PERSONAL: Ford prepped at Marquette Catholic High School in Alton, Ill., where he was a first-team all-conference pick on offense and defense during his tenure... Garnered all-state and all-area recognition in high school... Selected as the team's Offensive Player of the Year as a junior and senior... Rushed for 1,614 yards and 24 touchdowns during his final year of prep football... Ran for 1,000 yards and 16 scores as a junior... Mike Ford was born on Aug. 4, 1995, in Alton, Ill.

FORD'S REGULAR SEASON RECORD

| Year | Club | G | S | UT | A | TT | S-Yds. | I-Yds. | PD | FF | FR | TD-Int. | TD-FR | S | Pts. |
|----------------------|---------|-----------|----------|-----------|----------|-----------|------------|------------|----------|----------|----------|----------|----------|----------|----------|
| 2018 | Detroit | 7 | 4 | 23 | 1 | 24 | 0-0 | 0-0 | 1 | 0 | 0 | 0 | 0 | 0 | 0 |
| 2019 | Detroit | 15 | 2 | 8 | 1 | 9 | 0-0 | 0-0 | 2 | 0 | 0 | 0 | 0 | 0 | 0 |
| 2020 | Detroit | 9 | 1 | 3 | 1 | 4 | 0-0 | 0-0 | 1 | 0 | 0 | 0 | 0 | 0 | 0 |
| 2021 | Denver | 12 | 1 | 1 | 0 | 2 | 0-0 | 0-0 | 0 | 0 | 0 | 0 | 0 | 0 | 0 |
| CAREER TOTALS | | 43 | 7 | 36 | 3 | 39 | 0-0 | 0-0 | 4 | 0 | 0 | 0 | 0 | 0 | 0 |

ADDITIONAL STATISTICS: Special-teams tackles — 2018 (1), 2019 (3), 2020 (8), 2021 (4), TOTAL (16).

MIKE FORD'S 2021 GAME-BY-GAME

(Victories asterisked)

| 2021 DENVER (7-8) | | TACKLES | | | | | | | | | |
|---------------------------|--------------------|---------|-------------|----------|----------|----------|------------|------------|----------|----------|----------|
| Date | Opponent | P/S | UT | A | TT | S-Yds. | I-Yds. | PD | FF | FR | |
| Sept 12 | at N.Y. Giants* | P | 0 | 0 | 0 | 0-0 | 0-0 | 0 | 0 | 0 | |
| Sept 19 | at Jacksonville* | P | 0 | 0 | 0 | 0-0 | 0-0 | 0 | 0 | 0 | |
| Sept 26 | vs. N.Y. Jets | P | 0 | 0 | 0 | 0-0 | 0-0 | 0 | 0 | 0 | |
| Oct 3 | vs. Baltimore | P | 0 | 0 | 0 | 0-0 | 0-0 | 0 | 0 | 0 | |
| Oct 10 | at Pittsburgh | P | 0 | 0 | 0 | 0-0 | 0-0 | 0 | 0 | 0 | |
| Games 6-8 INJURED RESERVE | | | | | | | | | | | |
| Nov. 7 | at Dallas* | P | 1 | 0 | 1 | 0-0 | 0-0 | 0 | 0 | 0 | |
| Nov 14 | vs. Philadelphia | P | 0 | 0 | 0 | 0-0 | 0-0 | 0 | 0 | 0 | |
| Nov 28 | vs. L.A. Chargers* | P | 0 | 0 | 0 | 0-0 | 0-0 | 0 | 0 | 0 | |
| Dec 5 | at Kansas City | P | 0 | 0 | 0 | 0-0 | 0-0 | 0 | 0 | 0 | |
| Dec 12 | vs. Detroit* | P | 1 | 0 | 1 | 0-0 | 0-0 | 0 | 0 | 0 | |
| Dec 19 | vs. Cincinnati | P | 0 | 0 | 0 | 0-0 | 0-0 | 0 | 0 | 0 | |
| Dec 26 | at Las Vegas | P | 0 | 0 | 0 | 0-0 | 0-0 | 0 | 0 | 0 | |
| Season Totals | | | 12/0 | 2 | 0 | 2 | 0-0 | 0-0 | 0 | 0 | 0 |



KYLE FULLER

23

CORNERBACK



5-11 • 194 • 8TH YR. • VIRGINIA TECH

BORN: Feb. 6, 1992, in Baltimore

HIGH SCHOOL: Mount Saint Joseph High School, Baltimore

ACQUIRED: Free Agent, 2021

NFL YEAR: 8th • **YEAR WITH BRONCOS:** 1st

NFL GAMES PLAYED/STARTED: 110/102 • **POSTSEASON GP/GS:** 2/2

FULLER AT A GLANCE:

- An eighth-year cornerback who has played 110 regular-season games (102 starts) and two postseason contests with Chicago (2014-20) and Denver (2021).
- Recorded 423 tackles (354 solo), 19 interceptions (199 yds.), 86 passes defended, four forced fumbles and three special-teams tackles during his career.
- Recognized as one of four active players since 2014 to produce career totals of at least 400 tackles, 15 interceptions and 80 passes defended.
- Appeared in two postseason games, tallying eight solo tackles and two passes defended.
- Finished his Bears career with 19 interceptions, which was tied for fifth-most (Nathan Vasher) in team history among cornerbacks.
- Played the most defensive snaps among NFL cornerbacks (4,144) from 2017-20 and has appeared in every game possible in seven of his eight professional seasons (missed all of 2016 with a knee injury).
- Started all 16 games for the fourth consecutive season in 2020, totaling 65 tackles (52 solo), one interception (5 yds.), eight passes defense and one forced fumble.
- Posted a career-high 82 tackles (72 solo), three interceptions (37 yds.) and 12 passes defended in 2019, earning him his second straight Pro Bowl nod.
- Selected to his first career Pro Bowl and named to the *Associated Press* All-Pro team in 2018 after leading the league in interceptions (7) and passes defended (21).
- Set a career-high and ranked second in the NFL in 2017 with 22 passes defended to go with 68 tackles (60 solo) and two interceptions.
- Placed on injured reserve and missed the entire 2016 season after sustaining a knee injury.
- Started all 16 games played during his second NFL season in 2015, collecting 54 tackles (46 solo), a team-leading two interceptions (24 yds.) and nine passes defended.
- Registered 63 tackles (50 solo), led all rookies in interceptions (4), tied for the league lead among rookies in forced fumbles (3), added 10 passes defended and was named to the PFWA All-Rookie team in 2014.
- Appeared in 51 games during his collegiate career at Virginia Tech, posting 173 tackles (129 solo), six interceptions (10 yds.), 28 passes defended, four forced fumbles and one recovery.
- Chosen as a second-team All-American following his senior season with the Hokies in 2013.
- Selected by the Bears with the 14th overall pick in the 2014 NFL Draft.

23's TROPHY CASE

| | |
|----------------------------|-----------|
| All-Pro (First Team) | 2018 |
| Pro Bowl (2) | 2018, '19 |

CAREER TRANSACTIONS: Signed by Chicago as a draft choice 5/14/14; Waived by Chicago 3/18/21; Signed by Denver as a free agent 3/23/21.



2021: Fuller, who was signed by Denver as a free agent on March 23, collected his 21st career game with multiple passes defended while tying for the team lead with six solo tackles at NYG (9/12)... Tallied his 100th career NFL start, recording two tackles (1 solo) and one pass defended at Dal. (11/7)... Recorded five tackles (3 solo) vs. Phi. (11/14)... Led the team with nine tackles (8 solo) vs. LAC (11/28).

2020: Fuller started all 16 games for the fourth consecutive season, totaling 65 tackles (52 solo), one interception (5 yds.), eight passes defended and one forced fumble... Collected four tackles (3 solo), one interception (5 yds.) and one pass defended in the season opener at Det. (9/13)... Nabbed five solo tackles and two passes defended vs. NYG (9/20)... Had four solo tackles and one pass defended at Atl. (9/27)... Totaled six solo tackles and his fourth career forced fumble vs. T.B. (10/8)... Tied career high with eight tackles (5 solo) at G.B. (11/29)... Garnered six solo tackles vs. Det. (12/6)... Tallied three solo tackles and one pass defended in Chicago's Wild Card game at N.O. (1/10).

FULLER ONE OF LEAGUE'S MOST DOMINANT CBs SINCE 2014

PLAYERS w/ 400 TACKLES, 15 INTS, 80 PDs, 2014-PRES., NFL

| Player | Pos. | Team | Tkls | INT-Yds. | PDs |
|---------------------|------|---------------------|------|----------|-----|
| 1. Janoris Jenkins | CB | STL/NYG/N.O./Ten. | 434 | 21-429 | 94 |
| 2. Kyle Fuller | CB | Chi./Den. | 420 | 19-199 | 85 |
| 3. Bashaud Breeland | CB | Was./G.B./K.C./Min. | 413 | 15-273 | 84 |
| Darius Slay | CB | Det./Phi. | 409 | 23-366 | 111 |

2019: Fuller was named to his second consecutive Pro Bowl after starting all 16 games and posting a career-high 82 tackles (72 solo), three interceptions (37 yds.) and 12 passes defended... Led the Bears in interceptions, passes defended and solo tackles... His 82 total tackles were second on the team... Posted six solo tackles and two passes defended in the season opener vs. G.B. (9/5)... Had six tackles (5 solo), one interception (8 yds.) and one pass defended at Den. (9/15)... Recorded seven tackles (6 solo), his second interception of the season and one pass defended at Was. (9/23)... Tallied six solo tackles and one pass defended vs. Min. (9/29)... Registered seven solo tackles, his third interception of the campaign (29 yds.) and one pass defended vs. LAC (10/27)... Totaled five solo tackles and one pass defended at Phi. (11/3)... Nabbed six tackles (4 solo) and one pass defended vs. Det. (11/10)... Had one pass defended to go with seven tackles (6 solo) at Det. (11/28)... Garnered seven tackles (6 solo) and two passes defended vs. Dal. (12/5)... Added six solo tackles vs. K.C. (12/22).

2018: Fuller, who started all 16 games for the third time in his career, was selected to his first career Pro Bowl and was named to the *Associated Press* All-Pro team... Set a career high in interceptions and led the league picks (7) and passes defended (21) while adding 55 tackles (45 solo)... Collected two solo tackles and his first pass defended of the season at Ari. (9/23)... Picked off Brock Osweiler twice (35 yds.), had two passes defended and added seven tackles (6 solo) at Mia. (10/14)... Tallied five solo tackles, one interception (3 yds.) and two passes defended vs. N.E. (10/21)... Recorded three tackles (1 solo), one interception (3 yds.) and a season-high four passes defended at Buf. (11/4)... Totaled seven tackles (6 solo) and two passes defended vs. Min. (11/18)... Tied career-high with eight tackles (7 solo) and had one interception and two passes defended at Det. (11/22)... Collected an interception (8 yds.) in his second straight game and added two tackles (1 solo) and three passes defended at NYG (12/2)... Posted an interception (3 yds.) in his third consecutive game and had four tackles (3 solo) and one pass defended vs. LAR (12/9)... Added two solo tackles and two passes defended vs. G.B. (12/16)... Nabbed five solo tackles and one pass defended in the Bears' Wild Card game vs. Phi. (1/6).

2017: Fuller started all 16 games for the second time in his career, recording 68 tackles (60 solo), two interceptions and a career-high 22 passes defended... Was one of two NFL players (Robert Alford, Atl.) with at least 65 tackles and 20 pass breakups... Posted six tackles (5 solo) and one pass defended in the season opener vs. Atl. (9/10)... Had two passes defended to go along with four solo tackles vs. Pit. (9/24)... Added four solo tackles and a pass defended vs. Min. (10/9)... Collected six tackles (5 solo) and three passes defended at Bal. (10/15)... Had five tackles (4 solo) and a pass breakup vs. Car. (10/22)... Recorded two passes defended and five solo tackles vs. G.B. (11/12)... Notched six tackles (5 solo) at Phi. (11/26)... Registered his first interception of the season and added a season-high seven tackles (6 solo) and two passes defended vs. S.F. (12/3)... Totaled three passes defended and three solo tackles at Cin. (12/10)... Tallied a career-high six passes defended and added his second interception of the season vs. Cle. (12/24).

2016: Fuller missed the entire season with a knee injury... Placed on injured reserve on Sep 28.

2015: Fuller started all 16 games for the first time in his career, recording 54 tackles (46 solo), two interceptions (24 yds.) and nine passes defended... Led the team in interceptions and was second on the team in pass breakups... Set a career-high with eight tackles (7 solo) at Det. (10/18)... Tallied his first interception of the season (15 yds.) and added two passes defended vs. Min. (11/1)... Recorded seven solo tackles and one pass breakup vs. Den. (11/22)... Nabbed his second interception of the season (9 yds.) and had one pass defended vs. Was. (12/13).

2014: Fuller, who was drafted by Chicago with the 14th overall pick in the 2014 NFL Draft, appeared in all 16 games (14 starts)... Named to the PFWA All-Rookie team following his initial NFL season... Led all rookies in interceptions (4) and was tied for the league lead among rookies in forced fumbles (3)... Added 63 tackles (50 solo) and 10 passes defended... Recorded five tackles (3 solo) in his NFL debut vs. Buf. (9/7)... Collected his first career interception, had a career-high two picks (38 yds.), posted six tackles (4 solo) and had two passes defended at S.F. (9/14)... Made his first career start at NYJ (9/22), recording a season-high seven tackles (6 solo), his third interception of the season (12 yds.), a career-high two forced fumbles and two passes defended... Tallied his third forced fumble of the season and added five solo tackles and one pass defended at Atl. (10/12)... Tied his season-high with seven tackles (all solo) at Det. (11/27)... Collected two passes defended to go with three solo tackles vs. Det. (12/21)... Nabbed his fourth interception of the season (31 yds.) and had a pass breakup in the season finale at Min. (12/28).

COLLEGE: Fuller appeared in 51 games during his collegiate career at Virginia Tech, compiling 173 tackles (129 solo), 4.5 sacks (39 yds.), six interceptions (10 yds.), 28 passes defended, four forced fumbles and one fumble recovery... Talled 24 tackles (17 solo), two interceptions (8 yds.), a career-high 10 passes defended and one forced fumble in 2013... Chosen as a second-team All-American following his senior season... Was named honorable mention All-ACC in 2012 after he totaled 52 tackles (44 solo), two interceptions, five passes defended and one forced fumble... Set collegiate career highs in tackles (65) and sacks (4.5) in 2011 as a sophomore... Added two interceptions (2 yds.), seven passes defended, one forced fumble and his only fumble recovery in 14 games played... Saw action in 14 games as a freshman with the Hokies in 2010, tallying 32 tackles (22 solo), six passes defended and one forced fumble.

PERSONAL: Fuller prepped at Mount St. Joseph High School in Baltimore, where he played football and was a member of the track & field team as a sprinter and jumper... Brother of former NFL safety Vincent Fuller (2005-11) and former NFL wide receiver Corey Fuller (2013-17)... Younger brother, Kendall, plays cornerback for the Washington Football Team... Kyle Fuller was born on Feb. 6, 1992, in Baltimore.

FULLER'S REGULAR SEASON RECORD

| Year | Club | G | S | UT | A | TT | S-Yds. | I-Yds. | PD | FF | FR | TD-Int. | TD-FR | S | Pts. |
|----------------------|---------|-----------------|------------|------------|-----------|------------|------------|---------------|-----------|----------|----------|----------|----------|----------|----------|
| 2014 | Chicago | 16 | 14 | 50 | 13 | 63 | 0-0 | 4-81 | 10 | 3 | 0 | 0 | 0 | 0 | 0 |
| 2015 | Chicago | 16 | 16 | 46 | 8 | 54 | 0-0 | 2-24 | 9 | 0 | 0 | 0 | 0 | 0 | 0 |
| 2016 | Chicago | INJURED RESERVE | | | | | | | | | | | | | |
| 2017 | Chicago | 16 | 16 | 60 | 8 | 68 | 0-0 | 2-0 | 22 | 0 | 0 | 0 | 0 | 0 | 0 |
| 2018 | Chicago | 16 | 16 | 45 | 10 | 55 | 0-0 | 7-52 | 21 | 0 | 0 | 0 | 0 | 0 | 0 |
| 2019 | Chicago | 16 | 16 | 72 | 10 | 82 | 0-0 | 3-37 | 12 | 0 | 0 | 0 | 0 | 0 | 0 |
| 2020 | Chicago | 16 | 16 | 52 | 13 | 65 | 0-0 | 1-5 | 8 | 1 | 0 | 0 | 0 | 0 | 0 |
| 2021 | Denver | 14 | 8 | 29 | 7 | 36 | 0-0 | 0-0 | 4 | 0 | 0 | 0 | 0 | 0 | 0 |
| CAREER TOTALS | | 110 | 102 | 354 | 69 | 423 | 0-0 | 19-199 | 86 | 4 | 0 | 0 | 0 | 0 | 0 |

ADDITIONAL STATISTICS: *Special-teams tackles* — 2014 (1), 2015 (1), 2017 (1), TOTAL (3).

FULLER'S POSTSEASON RECORD

| Year | Club | G | S | UT | A | TT | S-Yds. | I-Yds. | PD | FF | FR | TD-Int. | TD-FR | S | Pts. |
|----------------------|---------|----------|----------|----------|----------|----------|------------|------------|----------|----------|----------|----------|----------|----------|----------|
| 2018 | Chicago | 1 | 1 | 5 | 0 | 5 | 0-0 | 0-0 | 1 | 0 | 0 | 0 | 0 | 0 | 0 |
| 2020 | Chicago | 1 | 1 | 3 | 0 | 3 | 0-0 | 0-0 | 1 | 0 | 0 | 0 | 0 | 0 | 0 |
| CAREER TOTALS | | 2 | 2 | 8 | 0 | 8 | 0-0 | 0-0 | 2 | 0 | 0 | 0 | 0 | 0 | 0 |

FULLER'S SINGLE-GAME HIGHS

(Postseason in parentheses)

Tackles — 8, 3x, last at Green Bay, 11/29/20 (5, vs. Philadelphia, 1/6/19). **Interceptions** — 2, twice, last at Miami, 10/14/18 (none). **Interception return yards** — 38, at San Francisco, 9/14/14 (none). **Passes Defended** — 6, vs. Cleveland, 12/24/17 (1, twice, last at New Orleans, 1/10/21). **Forced Fumbles** — 2, at N.Y. Jets, 9/22/14 (none). **Special-teams tackles** — 1, 3x, last vs. Pittsburgh, 9/24/17 (none).

FULLER'S INTERCEPTIONS BY QUARTERBACK (19)

| Quarterback | Interceptions | Quarterback | Interceptions |
|------------------------|---------------|----------------------|---------------|
| Colin Kaepernick..... | 2 | Tom Brady..... | 1 |
| Teddy Bridgewater..... | 2 | Nathan Peterman..... | 1 |
| Brock Osweiler..... | 2 | Eli Manning..... | 1 |
| Matthew Stafford..... | 2 | Jared Goff..... | 1 |
| Geno Smith..... | 1 | Joe Flacco..... | 1 |
| Kirk Cousins..... | 1 | Case Keenum..... | 1 |
| Jimmy Garoppolo..... | 1 | Philip Rivers..... | 1 |
| DeShone Kizer..... | 1 | | |

KYLE FULLER'S 2021 GAME-BY-GAME

(Victories asterisked)

| 2021 DENVER (7-8) | | TACKLES | | | | | | | | | | | | | |
|----------------------|--------------------|--------------|-------------|-----------|----------|-----------|------------|------------|----------|----------|----------|--|--|--|--|
| Date | Opponent | P/S | UT | A | TT | S-Yds. | I-Yds. | PD | FF | FR | | | | | |
| Sept 12 | at N.Y. Giants* | S | 6 | 0 | 6 | 0-0 | 0-0 | 2 | 0 | 0 | | | | | |
| Sept 19 | at Jacksonville* | S | 1 | 1 | 2 | 0-0 | 0-0 | 0 | 0 | 0 | | | | | |
| Sept 26 | vs. N.Y. Jets** | S | 3 | 0 | 3 | 0-0 | 0-0 | 0 | 0 | 0 | | | | | |
| Oct 3 | vs. Baltimore | S | 4 | 1 | 5 | 0-0 | 0-0 | 0 | 0 | 0 | | | | | |
| Oct 10 | at Pittsburgh | S | 1 | 0 | 1 | 0-0 | 0-0 | 0 | 0 | 0 | | | | | |
| Oct 17 | vs. Las Vegas | P | 0 | 0 | 0 | 0-0 | 0-0 | 0 | 0 | 0 | | | | | |
| Oct 21 | at Cleveland | DID NOT PLAY | | | | | | | | | | | | | |
| Oct 31 | vs. Washington* | P | 0 | 0 | 0 | 0-0 | 0-0 | 0 | 0 | 0 | | | | | |
| Nov 7 | at Dallas* | S | 1 | 1 | 2 | 0-0 | 0-0 | 1 | 0 | 0 | | | | | |
| Nov 14 | vs. Philadelphia | S | 5 | 3 | 2 | 0-0 | 0-0 | 0 | 0 | 0 | | | | | |
| Nov 28 | vs. L.A. Chargers* | P | 8 | 1 | 9 | 0-0 | 0-0 | 0 | 0 | 0 | | | | | |
| Dec 5 | at Kansas City | S | 0 | 0 | 0 | 0-0 | 0-0 | 1 | 0 | 0 | | | | | |
| Dec 12 | vs. Detroit* | S | 2 | 1 | 3 | 0-0 | 0-0 | 0 | 0 | 0 | | | | | |
| Dec 19 | vs. Cincinnati | P | 0 | 0 | 0 | 0-0 | 0-0 | 0 | 0 | 0 | | | | | |
| Dec 26 | at Las Vegas | P | 0 | 0 | 0 | 0-0 | 0-0 | 0 | 0 | 0 | | | | | |
| Season Totals | | | 14/8 | 29 | 7 | 36 | 0-0 | 0-0 | 4 | 0 | 0 | | | | |



MELVIN GORDON III

25

RUNNING BACK

6-1 • 215 • 7TH YR. • WISCONSIN

BORN: April 13, 1993, in Kenosha, Wisc.

HIGH SCHOOL: Bradford High School, Kenosha, Wisc.

ACQUIRED: Unrestricted Free Agent (Los Angeles Chargers), 2020

NFL YEAR: 7th • **YEAR WITH BRONCOS:** 2nd

NFL GAMES PLAYED/STARTED: 96/87 • **POSTSEASON GP/GS:** 2/2



GORDON AT A GLANCE:

- A seventh-year running back and two-time Pro Bowl selection (2016, '18) who has played 96 career regular-season games (85 starts) and two postseason contests with the Chargers (2015-19) and Broncos (2020-21).
- Totaled 1,455 rushing attempts for 5,991 yards (4.1 avg.) with 52 touchdowns while catching 280 passes for 2,209 yards (7.9 avg.) with 14 receiving scores in his career.
- Recognized as one of three active running backs (Derrick Henry, Ten.; Ezekiel Elliott, Dal.) to accumulate at least 50 rushing touchdowns since entering the NFL in 2015.
- Registered the second-most yards from scrimmage (8,200), and ranks third in rushing touchdowns (52) and third in offensive touchdowns (66) among active NFL running backs from 2015-21.
- Tallied career totals of over 5,000 rushing yards and 2,000 receiving yards, serving as one of two active running backs to accumulate those number since 2015.
- Started 10-of-15 games played with the Broncos in 2020, totaling 215 rushing attempts for 986 yards (4.6 avg.) with nine touchdowns to go with 32 receptions for 158 yards (4.9 avg.) with one receiving score.
- Appeared in 12 games (11 starts) in 2019 with the Chargers, finishing the season with 162 rushing attempts for 612 yards (3.8 avg.) with eight touchdowns while catching 42 passes for 296 yards (7.0 avg.) with one score.
- Ranked fifth in scrimmage yards per game (114.6) and gained the second-most scrimmage yards per touch (6.1) during his second Pro Bowl season in 2018.
- Finished the 2018 campaign with a career-best 5.1 yards per carry (885 yards on 175 attempts) to go along with a career-high-tying 10 rushing touchdowns in 12 games (all starts).
- Tallied career highs in rushing yards (1,105) and scrimmage yards (1,581) in 2017, and was one of three running backs (Todd Gurley, LAR; Mark Ingram, N.O.) to record at least 1,100 rushing yards, 1,500 yards from scrimmage and 12 total touchdowns.
- Recorded the FBS record for career rushing average with 7.79 yards per carry to go along with 4,915 career rushing yards and 45 rushing touchdowns, while being the Heisman Trophy runner-up at the University of Wisconsin in 2014.
- Earned the Doak Walker Award (nation's top running back) and Big Ten Conference Offensive Player of the Year Award as a junior in 2014 after rushing for 2,587 yards, the second-most in FBS History (Barry Sanders – 2,628, 1988).
- Joined the Broncos as an unrestricted free-agent on March 20, 2020.
- Selected by San Diego in the first round (15th overall) of the 2015 NFL Draft.

25's TROPHY CASE

Pro Bowls (2)2016, '18

CAREER TRANSACTIONS: Signed by San Diego as a draft choice 5/15/15; Signed by Denver as an unrestricted free agent 3/20/20.



2021: Gordon III collected his 12th career 100-yard game, recording 11 rushes for 101 yards (9.2 avg.) with one touchdown (70-yard rush; second longest of career) at NYG (9/12)... Tallied 18 rushes for 61 yards (3.4 avg.) with one touchdown to go along with one catch for 21 yards vs. NYJ (9/26)... Recorded first receiving touchdown (13th of career) of the season on an eight-yard catch at Cle. (10/21)... Became the first Bronco since C.J. Anderson in 2017 to record a rushing and receiving touchdown in the same game after tallying a 15-yard receiving touchdown and a seven-yard rushing score vs. Was. (10/31)... Nabbed a touchdown in his third consecutive game, posting 21 rushes for 80 yards (3.8 avg.) with one score and two receptions for 15

GORDON III A LEADER IN SCRIMMAGE YARDS

YARDS FROM SCRIMMAGE SINCE 2015, NFL RUNNING BACKS

| Player | Rushing | Receiving | Total |
|-----------------------------|--------------|--------------|--------------|
| 1. Ezekiel Elliott | 7,194 | 2,202 | 9,396 |
| 2. Melvin Gordon III | 5,942 | 2,197 | 8,139 |
| 3. Derrick Henry | 6,797 | 846 | 7,643 |
| 4. Mark Ingram | 5,425 | 1,761 | 7,186 |

TOTAL TOUCHDOWNS, RUNNING BACKS, 2015-pres.

| Player | Rushing | Receiving | Total |
|------------------------------|-----------|-----------|-----------|
| 1. Derrick Henry# | 65 | 3 | 69 |
| 2t. Melvin Gordon III | 52 | 14 | 66 |
| Alvin Kamara* | 46 | 19 | 66 |
| 4. Ezekiel Elliott | 54 | 11 | 65 |

*Kamara has one kickoff return touchdown

#Henry has one passing touchdown

yards (7.5 avg.) at Dal. (11/7)... Notched one rushing touchdown in his third straight game and tallied one offensive score for the fourth consecutive contest, becoming the first Bronco since Phillip Lindsay in 2018 (4; Weeks 11-13) to record a touchdown streak of at least four games vs. Phi. (11/14)... Was a gameday inactive at K.C. (12/5)... Recorded 111 yards at two touchdowns on 24 attempts vs. Det. (12/12)... RB Javonte Williams also had two TDs on the day, making them the first pair of RBs on the Broncos since 1962 to have multiple TDs each in the same game.

2020: Gordon III, who was signed by Denver as an unrestricted free agent on March 20, started 10-of-15 games played with the Broncos... Finished the season with 215 rushing attempts for 986 yards (4.6 avg.) with nine touchdowns to go with 32 receptions for 158 yards and one receiving score... Collected 78 yards on 15 rushing attempts (5.2 avg.) and one touchdown in his first game with Denver vs. Ten. (9/14)... Recorded two receptions for 14 yards (7.0 avg.) with one touchdown, while collecting 70 yards on 19 rushing attempts (3.7 avg.) at Pit. (9/20)... Notched his 10th career 100-yard rushing game, recorded his 50th career total touchdown, became the eighth active running back to reach 50 total scores, posted 107 rushing yards on 23 carries (4.7 avg.) and had two rushing scores at NYJ (10/1)... Registered his 40th career rushing touchdown on a three-yard run in the fourth quarter vs. K.C. (10/25), and posted 68 yards on 17 rushing attempts (4.0 avg.)... Tallied his ninth career multi-touchdown game on the ground (second of the season) vs. Mia. (11/22) and recorded rushing scores of one yard and 20 yards while totaling 84 yards on 15 rushing attempts (5.6 avg.)... Garnered his second 100-yard rushing performance of the season (11th of his career) and set season highs in rushing yards (131) and longest rush (65) at K.C. (12/6)... Totaled 68 yards on 13 rushing attempts (5.2 avg.) and had a season-long 20-yard reception at Car. (12/13)... Surpassed 5,000 rushing and 2,000 receiving yards in his career, registered third game of the season with multiple rushing scores (10th of his career), had touchdown runs of eight and 10 yards, and collected 61 yards on 11 rushing attempts (5.5 avg.) vs. Buffalo (12/19)... Tallied his ninth rushing score of the season and recorded 26 rushes for 93 yards (3.6 avg.) in the season finale vs. L.V. (1/3).

2019: Gordon III started all 12 games played, collecting 612 rushing yards and eight touchdowns on 162 attempts (3.8 avg.), along with 296 receiving yards and one touchdown on 42 receptions (7.0 avg.)... Collected 31 yards and one touchdown on eight rushes (3.9 avg.) at Chi. (10/27)... Rushed 20 times 80 yards (4.0 avg.) with two touchdowns vs. G.B. (11/3)... Totaled 108 rushing yards on 22 attempts (4.9 avg.) with one touchdown and had one catch for 25 yards at Oak. (11/7)... Rushed 12 times for 55 yards (4.6 avg.) with one score and garnered five receptions for 29 yards (5.8 avg.) at Jac. (12/8)... Recorded two rushing touchdowns and had 32 yards on six receptions (5.3 avg.) vs. Oak. (12/22)... Collected 46 yards and one touchdown on 14 carries (3.3 avg.) and had 76 receiving yards on six receptions (12.7 avg.) at K.C. (12/29).

2018: Gordon III started all 12 regular season games played and two postseason contests, earning his second career Pro Bowl honor... Recorded 175 carries for 885 yards (5.1 avg.) and 50 receptions for 490 yards (9.8 avg.) with 14 total touchdowns (10 rush; 4 rec.)... Rushed for 55 yards and two touchdowns on 26 carries and had two receptions for 14 yards (7.0 avg.) in two postseason games... Collected 28 yards and one touchdown on nine carries (3.1 avg.) and posted 38 yards and two receiving scores on six receptions (6.3 avg.) at Buf. (9/16)... Carried 15 times for 104 yards (6.9 avg.) and registered seven receptions for 55 yards (7.9 avg.) with one touchdown vs. S.F. (9/30)... Carried 18 times for 132 yards (7.3 avg.) with three touchdowns at Cle. (10/14)... Recorded 113 yards on 16 carries (7.1 avg.) with one score at Sea. (11/4)... Collected 93 yards on 18 carries (5.2 avg.) and had 72 yards and a touchdown on five receptions (14.4 avg.) at Oak. (11/11)... Carried 10 times for 61 yards (6.1 avg.) and notched two touchdowns vs. Ari. (11/25)... Collected 41 yards with one touchdown on 12 rushing attempts (3.4 avg.) vs. Bal. (12/22)... Carried nine times for 15 yards (1.7 avg.) with one touchdown in the AFC Divisional Playoff Game at N.E. (1/13).

2017: Gordon III started all 16 contests, collecting 1,105 yards with eight touchdowns on 284 rushes (3.9 avg.), and had 476 receiving yards with four touchdowns on 58 receptions (8.2 avg.)... Voted AFC Offensive Player of the Week after carrying 20 times for 105 yards (5.3 avg.) and totaling six receptions for 58 yards (9.7 avg.) with two touchdowns at NYG (10/8)... Registered 83 yards on 25 rushing attempts (3.3 avg.) with one score, while posting 67 yards with one touchdown on nine receptions (7.4 avg.) at Oak. (10/15)... Recorded 132 yards with one touchdown on 14 rushing attempts (9.4 avg.) at N.E. (10/29... Carried 19 times for 81 yards

(4.3 avg.) with one touchdown and had three receptions for 47 yards (15.7 avg.) at NYJ (12/24).

2016: Gordon III earned his first career Pro Bowl selection after starting 11-of-13 games played... Rushed 254 times for 997 yards (3.9 avg.) with 10 touchdowns, in addition to posting 41 receptions for 419 yards (10.2 avg.) with two receiving scores... Rushed 14 times for 57 yards (4.1 avg.) with two touchdowns at K.C. (9/11)... Tallied 102 yards with one touchdown on 24 carries (4.3 avg.), and added 43 yards on four receptions (10.8 avg.) at Ind. (9/25)... Recorded 36 yards with two scores on 19 carries (1.9 avg.), and had 43 yards on six receptions (7.2 avg.) vs. N.O. (10/2)... Chosen as the AFC Offensive Player of the Week after rushing 32 times for 196 yards (6.1 avg.) with one touchdown, and adding four receptions for 65 yards (16.3 avg.) vs. Ten. (11/6).

2015: Selected by San Diego in the first round (15th overall) of the 2015 NFL Draft, Gordon III started 13-of-14 games played... Recorded 641 yards on 184 carries (3.5 avg.) and 192 yards on 33 receptions (5.8 avg.) before being placed on injured reserve on Dec. 21... Recorded 88 yards on 16 carries (5.5 avg.) at Cin. (9/20)... Carried 15 times for 42 yards (2.8 avg.) and had seven receptions for 52 yards (7.4 avg.) vs. Pit. (10/12).

COLLEGE: Gordon III, who was the Heisman Trophy runner-up in 2014, set the FBS record for career rushing average with 7.79 yards per carry to go along with 4,915 career rushing yards and 45 rushing touchdowns at the University of Wisconsin... He earned the Doak Walker Award (nation's top running back) and Big Ten Conference Offensive Player of the Year Award as a junior in 2014 after rushing for 2,587 yards, the second-most in FBS History (Barry Sanders – 2,628, 1988)... Was the fastest player in Football Bowl Subdivision history to reach 2,000 career rushing yards (241 carries)... Selected first-team All-Big Ten as a senior... Received Honorable mention All-America and second-team All-Big Ten honors in 2013.

PERSONAL: Gordon III earned first-team All-State honors as a senior at Bradford High in Kenosha, Wis.... Named the Wisconsin Football Coaches Association Offensive Player of the Year, Gatorade Player of the Year and the conference player of the year in 2010... As a junior in 2009, named honorable mention All-State, while earning All-Region, All-Area and All-County recognition... Melvin Gordon III was born on April 13, 1993 in Kenosha, Wis.

GORDON III'S REGULAR SEASON RECORD

| Year | Club | G | S | RUSHING | | | | | RECEIVING | | | | | SCORING | | | | | |
|----------------------|---------------|-----------|-----------|-------------|-------------|------------|------------|-----------|------------|-------------|------------|------------|-----------|-----------|-----------|-----------|----------|----------|------------|
| | | | | No. | Yds. | Avg. | LG | TD | No. | Yds. | Avg. | LG | TD | TD | TDr | Tdp | TDr | 2pt | Pts. |
| 2015 | San Diego | 14 | 13 | 184 | 641 | 3.5 | 27 | 0 | 33 | 192 | 5.8 | 18 | 0 | 0 | 0 | 0 | 0 | 0 | 0 |
| 2016 | San Diego | 13 | 11 | 254 | 997 | 3.9 | 48 | 10 | 41 | 419 | 10.2 | 35 | 2 | 12 | 10 | 2 | 0 | 0 | 72 |
| 2017 | L.A. Chargers | 16 | 16 | 284 | 1,105 | 3.9 | 87t | 8 | 58 | 476 | 8.2 | 49 | 4 | 12 | 8 | 4 | 0 | 0 | 72 |
| 2018 | L.A. Chargers | 12 | 12 | 175 | 885 | 5.1 | 34t | 10 | 50 | 490 | 9.8 | 66t | 4 | 14 | 10 | 4 | 0 | 0 | 84 |
| 2019 | L.A. Chargers | 12 | 11 | 162 | 612 | 3.8 | 24 | 8 | 42 | 296 | 7.0 | 25 | 1 | 9 | 8 | 1 | 0 | 0 | 54 |
| 2020 | Denver | 15 | 10 | 215 | 986 | 4.6 | 65 | 9 | 32 | 158 | 4.9 | 20 | 1 | 10 | 9 | 1 | 0 | 0 | 60 |
| 2021 | Denver | 14 | 14 | 181 | 765 | 4.2 | 87t | 7 | 24 | 178 | 7.4 | 30 | 2 | 9 | 7 | 2 | 0 | 0 | 54 |
| Career Totals | | 96 | 87 | 1455 | 5991 | 4.1 | 70t | 52 | 280 | 2209 | 7.9 | 66t | 14 | 66 | 62 | 14 | 0 | 0 | 396 |

ADDITIONAL STATISTICS: Miscellaneous tackles — 2015 (3), 2019 (3), 2020 (2) TOTAL (8).

GORDON III'S POSTSEASON RECORD

| Year | Club | G | S | RUSHING | | | | | RECEIVING | | | | | SCORING | | | | | |
|----------------------|---------------|----------|----------|-----------|-----------|------------|-----------|----------|-----------|-----------|------------|-----------|----------|----------|----------|----------|----------|----------|-----------|
| | | | | No. | Yds. | Avg. | LG | TD | No. | Yds. | Avg. | LG | TD | TD | TDr | Tdp | TDr | 2pt | Pts. |
| 2018 | L.A. Chargers | 2 | 2 | 26 | 55 | 2.1 | 14 | 2 | 2 | 14 | 7.0 | 11 | 0 | 2 | 2 | 0 | 0 | 0 | 12 |
| Career Totals | | 2 | 2 | 26 | 55 | 2.1 | 14 | 2 | 2 | 14 | 7.0 | 11 | 0 | 2 | 2 | 0 | 0 | 0 | 12 |

GORDON III'S SINGLE-GAME HIGHS

(Postseason in parentheses)

Rushes — 32, vs. Tennessee, 11/6/16 (17, at Baltimore, 1/6/19). **Rushing yards** — 196, vs. Tennessee, 11/6/16 (40, at Baltimore, 1/6/19). **Longest rush** — 87t, at New England, 10/29/17 (14, at Baltimore, 1/6/19). **Rushing touchdowns** — 3, at Cleveland, 10/14/18 (1, twice, last: at New England, 1/13/19). **Receptions** — 9, twice, last: vs. Kansas City, 9/9/18 (1, twice, last: at New England, 1/13/19). **Receiving yards** — 102, vs. Kansas City, 9/9/18 (11, at New England, 1/13/19). **Longest reception** — 66t, at Oakland, 11/11/18 (11, at New England, 1/13/19). **Receiving touchdowns** — 2, twice, last: at Buffalo, 9/16/18 (none). **Total touchdowns** — 3, 3x, last: at Cleveland, 10/14/18 (1, twice, last: at New England, 1/13/19).

GORDON III'S 100-YARD RUSHING GAMES (12)

**denotes win (Gordon III's teams are 9-4 when he records 100 or more yards rushing in a game.)*

| Date | Opponent | No. | Yds. | Avg. | LG | TD |
|----------|--------------------|-----|------|------|-----|----|
| 9/18/16 | vs. Jacksonville* | 24 | 102 | 4.3 | 21 | 1 |
| 10/30/16 | at Denver | 23 | 111 | 4.8 | 20 | 0 |
| 11/6/16 | vs. Tennessee* | 32 | 196 | 6.1 | 47 | 1 |
| 10/8/17 | at N.Y. Giants* | 20 | 105 | 5.3 | 16 | 0 |
| 10/29/17 | at New England | 14 | 132 | 9.4 | 87t | 1 |
| 9/30/18 | vs. San Francisco* | 15 | 104 | 6.9 | 34 | 0 |
| 10/14/18 | at Cleveland* | 18 | 132 | 7.3 | 16 | 3 |
| 11/4/18 | at Seattle* | 16 | 113 | 7.1 | 34t | 1 |
| 11/7/19 | at Oakland | 22 | 108 | 4.9 | 24 | 1 |
| 10/1/20 | at N.Y. Jets* | 23 | 107 | 4.7 | 43t | 2 |
| 12/6/20 | at Kansas City | 15 | 131 | 8.7 | 65 | 0 |
| 9/12/21 | at N.Y. Giants* | 11 | 101 | 9.2 | 70t | 1 |
| 12/12/21 | vs. Detroit* | 24 | 111 | 4.6 | 16 | 2 |

MELVIN GORDON III'S 2021 GAME-BY-GAME

(Victories asterisked)

| 2021 DENVER (7-8) | | RUSHING | | | | | | RECEIVING | | | | | SCORING | |
|----------------------|--------------------|---------|--------------|------------|------------|------------|------------|-----------|-----------|------------|------------|-----------|----------|-------------|
| Date | Opponent | P/S | No. | Yds. | Avg. | LG | TD | No. | Yds. | Avg. | LG | TD | 2pt. | Pts. |
| Sept 12 | at N.Y. Giants* | S | 11 | 101 | 9.2 | 70t | 1 | 3 | 17 | 5.7 | 13 | 0 | 0 | 6 |
| Sept 19 | at Jacksonville* | S | 13 | 31 | 2.4 | 8 | 0 | 2 | 38 | 19.0 | 30 | 0 | 0 | 0 |
| Sept 26 | vs. N.Y. Jets* | S | 18 | 61 | 3.4 | 11 | 1 | 1 | 21 | 21.0 | 21 | 0 | 0 | 6 |
| Oct 3 | vs. Baltimore | S | 9 | 56 | 6.2 | 14 | 0 | 2 | 11 | 5.5 | 8 | 0 | 0 | 0 |
| Oct 10 | at Pittsburgh | S | 9 | 34 | 3.8 | 8 | 0 | 2 | 9 | 4.5 | 6 | 0 | 0 | 0 |
| Oct 17 | vs. Las Vegas | S | 10 | 50 | 5.0 | 10 | 0 | 3 | 23 | 7.7 | 11 | 0 | 0 | 0 |
| Oct 21 | at Cleveland | S | 8 | 18 | 2.3 | 5 | 0 | 2 | 14 | 7.0 | 8t | 1 | 0 | 6 |
| Oct 31 | vs. Washington* | S | 10 | 47 | 4.7 | 11 | 1 | 3 | 15 | 5.0 | 15t | 1 | 0 | 12 |
| Nov 7 | at Dallas* | S | 21 | 80 | 3.8 | 14 | 1 | 2 | 15 | 7.5 | 8 | 0 | 0 | 6 |
| Nov 14 | vs. Philadelphia | S | 9 | 45 | 5.0 | 15 | 1 | 1 | -2 | -2.0 | -2 | 0 | 0 | 6 |
| Nov 28 | vs. L.A. Chargers* | S | 17 | 83 | 4.9 | 16 | 1 | 2 | 5 | 5.0 | 5 | 0 | 0 | 0 |
| Dec 5 | at Kansas City | | | | | INACTIVE | | | | | | | | |
| Dec 12 | vs. Detroit* | S | 24 | 111 | 4.6 | 16 | 2 | 0 | 0 | 0.0 | 0 | 0 | 0 | 12 |
| Dec 19 | vs. Cincinnati | S | 15 | 53 | 3.5 | 13 | 0 | 1 | 8 | 8.0 | 8 | 0 | 0 | 0 |
| Dec 26 | at Las Vegas | S | 7 | -4 | -0.6 | 4 | 0 | 1 | 4 | 4.0 | 4 | 0 | 0 | 0 |
| Season Totals | | | 14/14 | 181 | 765 | 4.2 | 70t | 7 | 24 | 178 | 7.4 | 30 | 2 | 0 54 |



JONAS GRIFFITH

50

INSIDE LINEBACKER

6-4 • 250 • 1st Yr. • INDIANA STATE

BORN: Jan. 27, 1997, in Louisville, Ky.

HIGH SCHOOL: The Academy at Shawnee, Louisville, Ky.

ACQUIRED: Trade (San Francisco), 2021

NFL YEAR: 1st • **YEAR WITH BRONCOS:** 1st

NFL GAMES PLAYED/STARTED: 11/2



GRIFFITH AT A GLANCE:

- A first-year inside linebacker from Indiana State who spent the 2020 season competing on practice squads with Indianapolis and San Francisco.
- Played four collegiate seasons (2016-19) with the Sycamores, totaling 382 tackles (200 solo), 15.5 sacks (91 yds.), three interceptions (15 yds.), six passes defended, four forced fumbles and three fumble recoveries.
- Concluded his collegiate career with six All-American honors, tying the Indiana State program record set by DT Dan Brandenburg (1994-95).
- Led the Missouri Valley Football Conference in tackles (106) in 2019 for the second consecutive season and added four sacks (31 yds.), one interception, three passes defended, one forced fumble and one fumble recovery in 12 games played.
- Earned three All-American honors and was named first-team All-MVFC after recording a MVFC-leading and career-high 132 tackles to go along with 3.5 sacks (20 yds.), one interception (20 yds.), one pass defended, one forced fumble and one fumble recovery in 11 games played in 2018.
- Appeared in 11 games in 2017, posting 107 tackles (48 solo), career-high seven sacks (36 yds.), two passes defended, one forced fumble and one fumble recovery.
- Saw action in 10 games in 2016, registering 37 tackles (24 solo), one sack (4 yds.), one interception and one forced fumble.
- Signed by the 49ers as a college free agent on April 28, 2020.
- Acquired by the Broncos on Aug. 31, 2021 in trade with San Francisco.

CAREER TRANSACTIONS: Signed by San Francisco as a college free agent 4/28/20; Waived by San Francisco 8/20/20; Signed by Indianapolis (practice squad) 10/7/20; Signed by San Francisco (practice squad) 10/21/20; Signed by San Francisco 1/4/21; Traded to Denver 8/31/21.



2021: Griffith, who was acquired in a trade on Aug. 31 with San Francisco, made his NFL debut at NYG (9/21)... Missed weeks 4-7 after being placed on injured reserve on Sept. 28 with a hamstring injury... Collected first career fumble recovery at Dal. (11/7)... Notched first career special-teams tackle vs. Phi. (11/14)... Recorded a career high two tackles (all solo) vs. Det. (12/12)... Earned his first career start and finished second on the team with eight tackles (seven solo) vs. Cin. (12/19)... Led the team with 13 tackles (6 solo) in his second career start at L.V. (12/26).

2020: Griffith was signed by San Francisco as a college free agent on April 28... Spent the 2020 campaign competing on practice squads with Indianapolis and the 49ers.

COLLEGE: Griffith played four collegiate seasons at Indiana State (2016-19), recording 382 tackles (200 solo), 15.5 sacks (91 yds.), three interceptions (15 yds.), six passes defended, four forced fumbles and three fumble recoveries... Earned six All-American honors, tying the Indiana State program record set by DT Dan Brandenburg (1994-95)... Led the Missouri Valley Football Conference in tackles on two occasions (2018-19) and was named All-MVFC following his junior campaign... Recorded 106 tackles (47 solo), four interceptions (31 yds.), one interception, three passes defended, one forced fumble and one fumble recovery as a senior in 2019.

PERSONAL: Griffith attended The Academy at Shawnee in Louisville, Ky. for his senior year after being home schooled... Recorded six receiving touchdowns, one rushing score, two interceptions and one fumble recovery in his lone high school football season... Jonas Griffith was born on Jan. 27, 1997, in Louisville, Ky.

GRIFFITH'S REGULAR SEASON RECORD

| Year | Club | G | S | UT | A | TT | S-Yds. | I-Yds. | PD | FF | FR | TD-Int. | TD-FR | S | Pts. |
|----------------------|--------|-----------|----------|-----------|-----------|-----------|------------|------------|----------|----------|----------|----------|----------|----------|----------|
| 2021 | Denver | 11 | 2 | 15 | 10 | 25 | 0-0 | 0-0 | 0 | 0 | 1 | 0 | 0 | 0 | 0 |
| CAREER TOTALS | | 11 | 2 | 15 | 10 | 25 | 0-0 | 0-0 | 0 | 0 | 1 | 0 | 0 | 0 | 0 |

ADDITIONAL STATISTICS: Special-teams tackles — 2021 (3), TOTAL (3).

JONAS GRIFFITH'S 2021 GAME-BY-GAME

(Victories asterisked)

| 2021 DENVER (7-8) | | TACKLES | | | | | | | | | |
|----------------------|--------------------|-----------------|-------------|-----------|-----------|-----------|------------|------------|----------|----------|----------|
| Date | Opponent | P/S | UT | A | TT | S-Yds. | I-Yds. | PD | FF | FR | |
| Sept 12 | at N.Y. Giants* | P | 0 | 0 | 0 | 0-0 | 0-0 | 0 | 0 | 0 | |
| Sept 19 | at Jacksonville* | P | 0 | 0 | 0 | 0-0 | 0-0 | 0 | 0 | 0 | |
| Sept 26 | vs. N.Y. Jets* | P | 0 | 0 | 0 | 0-0 | 0-0 | 0 | 0 | 0 | |
| Games 4-7 | | INJURED RESERVE | | | | | | | | | |
| Oct 31 | vs. Washington* | P | 0 | 0 | 0 | 0-0 | 0-0 | 0 | 0 | 0 | |
| Nov 7 | at Dallas* | P | 0 | 0 | 0 | 0-0 | 0-0 | 0 | 0 | 1 | |
| Nov 14 | vs. Philadelphia | P | 0 | 0 | 0 | 0-0 | 0-0 | 0 | 0 | 0 | |
| Nov 28 | vs. L.A. Chargers* | P | 0 | 0 | 0 | 0-0 | 0-0 | 0 | 0 | 0 | |
| Dec 5 | at Kansas City | P | 0 | 0 | 0 | 0-0 | 0-0 | 0 | 0 | 0 | |
| Dec 12 | vs. Detroit* | P | 2 | 2 | 4 | 0-0 | 0-0 | 0 | 0 | 0 | |
| Dec 19 | vs. Cincinnati | S | 7 | 1 | 8 | 0-0 | 0-0 | 0 | 0 | 0 | |
| Dec 26 | at Las Vegas | S | 6 | 7 | 13 | 0-0 | 0-0 | 0 | 0 | 0 | |
| Season Totals | | | 11/2 | 15 | 10 | 25 | 0-0 | 0-0 | 0 | 0 | 1 |



NATE HAIRSTON

27

CORNERBACK

6-0 • 185 • 5TH YR. • TEMPLE**BORN:** June 30, 1994, in Frederick, Md.**HIGH SCHOOL:** Governor Thomas Johnson High School (Md.)**ACQUIRED:** Free Agent, 2020**NFL YEAR:** 5th • **YEAR WITH BRONCOS:** 2nd**NFL GAMES PLAYED/STARTED:** 58/17 • **POSTSEASON GP/GS:** 2/0

HAIRSTON AT A GLANCE:

- A fifth-year cornerback who has appeared in 58 regular-season games (17 starts) and two postseason contests with Indianapolis (2017-18), N.Y. Jets (2019-20) and Denver (2020-21).
- Totaled 96 tackles (78 solo), two sacks (12 yds.), two interceptions (21 yds.), 13 passes defended and three special-teams stops during his career.
- Saw action in five games in 2020, including the final three with Denver.
- Totaled 24 tackles (21 solo), one interception and three passes defended in 11 games (6 starts) with the Jets in 2019.
- Recorded 29 tackles (24 solo) and one pass defended in 13 games (7 starts) with Indianapolis in 2018.
- Talled career highs in tackles (35), sacks (2) and passes defended (5) in 14 games (4 starts) with the Colts during his rookie campaign.
- Saw action in 43 games at Temple (2013-16) as a wide receiver and defensive back, totaling 40 tackles (31 solo), two interceptions (29 yds.) and six passes defended to go with 20 receptions for 150 yards (7.5 avg.).
- Signed by the Broncos from the Raven's practice squad on Dec. 12, 2020.
- Entered the NFL as a fifth-round draft selection (158th overall) of the Colts in 2017.

CAREER TRANSACTIONS: Signed by Indianapolis as a draft choice 5/11/17; Traded to N.Y. Jets 8/28/19; Waived by N.Y. Jets 9/5/20; Signed by N.Y. Jets (active roster) 9/7/20; Waived by N.Y. Jets 10/1/20; Signed by Baltimore (practice squad) 10/17/20; Signed by Denver 12/12/20; Waived by Denver 4/8/21; Signed by Denver (active roster) 4/9/21.



2021: Hairston collected one pass defended (10th of career) vs. NYJ (9/26)... Talled one pass defended vs. Was. (10/31)... Recorded one pass defended in his second consecutive game and added one solo tackle at Dal. (11/7)... Downed a punt at the one-yard line at the start of the game, adding one solo tackle and pass defense vs. LAC (11/28).

2020: Hairston, who was acquired by the Broncos from Baltimore's practice squad on Dec. 12, appeared in five games in 2020 with the N.Y. Jets and Denver... Saw action in two games for the Jets, recording five tackles (4 solo) and a special-teams stop... Played for Denver in the final three games of the regular season.

2019: Hairston appeared in 11 games (6 starts) with the N.Y. Jets, recording 24 tackles (21 solo), one interception and three passes defended... Made first start of the season vs. Cle. (9/16) and totaled three tackles (2 solo)... Had five tackles (3 solo) at Jac. (10/27)... Totaled season-high six tackles (all solo) at Mia. (11/3)... Talled second career interception and had a career-high-tying two passes defended vs. Mia. (12/8).

2018: Hairston played in 13 games (7 starts) in his second season in Indianapolis, posting 29 tackles (24 solo), a pass defended and a special-teams stop... Started the first seven games of the season for the Colts... Posted six tackles (all solo) in the season opener vs. Cincinnati (9/9)... Has six tackles (4 solo) at Was. (9/16)... Collected career-high seven defensive stops (6 solo) and added a pass defended at Phi. (9/23)... Had four total tackles in back-to-back games vs. Hou. 9/30 and at NYJ (10/14).

2017: Hairston, who was selected by the Colts in the fifth round (158th overall) of the 2017 NFL Draft, registered 35 tackles (26 solo), two sacks (12 yds.), one interception and five passes defended in 14 games (4 starts) during his rookie season... Collected first career tackle in season opener at LAR (9/10)... Posted first sack of his career (6 yds.) vs. Ari. (9/17)... Notched second sack of the season (6 yds.) and had a season-high six tackles (3 solo) at Sea. (10/1)... Totaled first career interception (10 yds.) and had career-high two passes defended at Ten. (11/26).

COLLEGE: Hairston appeared in 43 games at Temple University (2013-16), totaling 40 tackles (31 solo), two interceptions (29 yds.) and six passes defended to go with 20 receptions for 150 yards (7.5 avg.) during his collegiate career.

HAIRSTON'S REGULAR SEASON RECORD

| Year | Club | G | S | UT | A | TT | S-Yds. | I-Yds. | PD | FF | FR | TD-Int. | TD-FR | S | Pts. |
|----------------------|--------------|-----------|-----------|-----------|-----------|-----------|-------------|-------------|-----------|----------|----------|----------|----------|----------|----------|
| 2017 | Indianapolis | 14 | 4 | 26 | 9 | 35 | 2-12 | 1-21 | 5 | 0 | 0 | 0 | 0 | 0 | 0 |
| 2018 | Indianapolis | 13 | 7 | 24 | 5 | 29 | 0-0 | 0-0 | 1 | 0 | 0 | 0 | 0 | 0 | |
| 2019 | N.Y. Jets | 11 | 6 | 21 | 3 | 24 | 0-0 | 1-0 | 3 | 0 | 0 | 0 | 0 | 0 | |
| 2020 | NYJ/Den. | 5 | 0 | 4 | 1 | 5 | 0-0 | 0-0 | 0 | 0 | 0 | 0 | 0 | 0 | |
| 2021 | Denver | 15 | 0 | 3 | 0 | 3 | 0-0 | 0-0 | 4 | 0 | 0 | 0 | 0 | 0 | |
| CAREER TOTALS | | 58 | 17 | 78 | 18 | 96 | 2-12 | 2-21 | 13 | 0 | 0 | 0 | 0 | 0 | 0 |

ADDITIONAL STATISTICS: Special-teams tackles — 2018 (1), 2020 (1), 2021 (1) TOTAL (3).

HAIRSTON'S POSTSEASON RECORD

| Year | Club | G | S | UT | A | TT | S-Yds. | I-Yds. | PD | FF | FR | TD-Int. | TD-FR | S | Pts. |
|----------------------|--------------|----------|----------|----------|----------|----------|------------|------------|----------|----------|----------|------------|------------|----------|----------|
| 2018 | Indianapolis | 2 | 0 | 0 | 0 | 0 | 0-0 | 0-0 | 0 | 0 | 0 | 0-0 | 0-0 | 0 | 0 |
| CAREER TOTALS | | 2 | 0 | 0 | 0 | 0 | 0-0 | 0-0 | 0 | 0 | 0 | 0-0 | 0-0 | 0 | 0 |

HAIRSTON'S SINGLE-GAME HIGHS

(Postseason in parentheses)

Tackles — 7, at Philadelphia, 9/23/18 (none). **Interceptions** — 1, twice, last vs. Miami, 12/8/19 (none). **Sacks** — 1, twice, last at Seattle, 10/1/17 (none). **Sack yards** — 6, twice, last at Seattle, 10/1/17 (none). **Interception return yards** — 11, vs. Houston, 12/31/17 (none). **Passes Defensed** — 2, twice, last vs. Miami, 12/8/19 (none).

NATE HAIRSTON'S 2021 GAME-BY-GAME

(Victories asterisked)

| 2021 DENVER (7-8) | | TACKLES | | | | | | | | | | | | |
|----------------------|--------------------|---------|-------------|----------|----------|----------|------------|------------|----------|----------|----------|--|--|--|
| Date | Opponent | P/S | UT | A | TT | S-Yds. | I-Yds. | PD | FF | FR | | | | |
| Sept 12 | at N.Y. Giants* | P | 0 | 0 | 0 | 0-0 | 0-0 | 0 | 0 | 0 | | | | |
| Sept 19 | at Jacksonville* | P | 0 | 0 | 0 | 0-0 | 0-0 | 0 | 0 | 0 | | | | |
| Sept 26 | vs. N.Y. Jets* | P | 0 | 0 | 0 | 0-0 | 0-0 | 1 | 0 | 0 | | | | |
| Oct 3 | vs. Baltimore | P | 0 | 0 | 0 | 0-0 | 0-0 | 0 | 0 | 0 | | | | |
| Oct 10 | at Pittsburgh | P | 0 | 0 | 0 | 0-0 | 0-0 | 0 | 0 | 0 | | | | |
| Oct 17 | vs. Las Vegas | P | 0 | 0 | 0 | 0-0 | 0-0 | 0 | 0 | 0 | | | | |
| Oct 21 | at Cleveland | P | 0 | 0 | 0 | 0-0 | 0-0 | 0 | 0 | 0 | | | | |
| Oct 31 | vs. Washington* | P | 0 | 0 | 0 | 0-0 | 0-0 | 1 | 0 | 0 | | | | |
| Nov 7 | at Dallas* | P | 1 | 0 | 1 | 0-0 | 0-0 | 1 | 0 | 0 | | | | |
| Nov 14 | vs. Philadelphia | P | 0 | 0 | 0 | 0-0 | 0-0 | 0 | 0 | 0 | | | | |
| Nov 28 | vs. L.A. Chargers* | P | 1 | 0 | 1 | 0-0 | 0-0 | 1 | 0 | 0 | | | | |
| Dec 5 | at Kansas City | P | 0 | 0 | 0 | 0-0 | 0-0 | 0 | 0 | 0 | | | | |
| Dec 12 | vs. Detroit* | P | 0 | 0 | 0 | 0-0 | 0-0 | 0 | 0 | 0 | | | | |
| Dec 19 | vs. Cincinnati | P | 1 | 0 | 1 | 0-0 | 0-0 | 0 | 0 | 0 | | | | |
| Dec 26 | at Las Vegas | P | 0 | 0 | 0 | 0-0 | 0-0 | 0 | 0 | 0 | | | | |
| Season Totals | | | 15/0 | 3 | 0 | 3 | 0-0 | 0-0 | 4 | 0 | 0 | | | |

**SHELBY HARRIS****96****DEFENSIVE END****6-2 • 290 • 7TH YR. • ILLINOIS STATE****BORN:** Aug. 11, 1991, in Milwaukee**HIGH SCHOOL:** Homestead High School, Mequon, Wis.**ACQUIRED:** Free Agent, 2017**NFL YEAR:** 7th • **YEAR WITH BRONCOS:** 5th**NFL GAMES PLAYED/STARTED:** 81/47**HARRIS AT A GLANCE:**

- A seventh-year defensive lineman who has played 81 games (47 starts) with Oakland (2014-15) and Denver (2017-21) in addition to spending time on practice squads with the Raiders (2014-15) and Cowboys (2016).
- Recorded 211 tackles (124 solo), 21.5 sacks (132.5 yds.), one interception, 25 passes defended, three forced fumbles and four blocked kicks during his career.
- Posted 25 passes defended since 2017, ranking fourth (tied) among defensive linemen in that span.
- Accumulated 32 tackles (20 solo), 2.5 sacks (16.0 yds.), seven passes defended and one forced fumble in 11 games played (all starts) in 2020.
- Ranked first (tied) with J.J. Watt (Hou.) for the most passes defended (7) by a D-lineman in 2020.
- Started all 16 games with Denver in 2019, setting personal bests in tackles (49), sacks (6), sack yards (33) and passes defended (9).
- Played all 16 games in 2018, totaling 39 tackles (23 solo), 1.5 sacks (12.5 yds.), one interception and four passes defended.
- Appeared in all 16 games (6 starts) for the first time in his career and ranked second on the team with 5.5 sacks (33.0 yds.) while adding 34 tackles (22 solo) and three passes defended.
- Tallied 14 tackles (10 solo) and one sack (9 yds.) in eight games with Oakland from 2014-15.
- Totaled 173 tackles (72 solo), 14 sacks, one interception, five passes defended, one forced fumble and four fumble recoveries during his three seasons at Illinois State University.
- Joined the Broncos as a free agent on Jan. 25, 2017.
- Selected by Oakland in the seventh round (235th overall) of the 2014 NFL Draft.

CAREER TRANSACTIONS: Signed by Oakland as a draft choice 5/20/14; Waived by Oakland 9/18/14; Signed by Oakland (practice squad) 9/20/14; Signed by Oakland (active roster) 12/24/14; Waived by Oakland 9/5/15; Signed by Oakland (practice squad) 9/8/15; Signed by Oakland (active roster) 10/24/15; Waived by Oakland 10/31/15; Signed by Oakland (practice squad) 11/3/15; Signed by Oakland (active roster) 11/19/15; Waived by Oakland 5/16/16; Signed by N.Y. Jets 6/1/16; Waived by N.Y. Jets 8/28/16; Signed by Dallas (practice squad) 12/22/16; Waived by Dallas 1/10/17; Signed by Denver 1/25/17; Re-signed by Denver 3/13/18; Re-signed by Denver 4/2/19; Re-signed by Denver 4/2/20; Re-signed by Denver 3/15/21.



2021: Harris recorded five tackles (2 solo) at NYG (9/12)... Nabbed his first sack of the season (1 yd.) and added two solo tackles vs. NYJ (9/26)... Tied season-high with five tackles (3 solo) at Pit. (10/10)... Registered four tackles (3 solo), one sack (5 yds.) and his third career blocked field goal kick at Cle. (10/21)... Recorded a season-high-tying five tackles (2 solo), one half sack (2.5 yds.), and blocked one kick in his second consecutive game vs. Was. (10/31)... Collected his 200th career tackle, notched two solo tackles and had one pass defended vs. Phi. (11/14)... Was a gameday inactive vs. LAC (11/28)... Posted 1.5 sacks (14.5 yds.), five tackles (2 solo) and one forced fumble at L.V. (12/26).

2020: Harris started all 11 games played with Denver, totaling 32 tackles (20 solo), 2.5 sacks (16 yds.), seven passes defended and one forced fumble... His seven passes defended ranked tied for first (J.J. Watt, Hou.) among all defensive linemen... Missed five games, including four contests (Weeks 8-11) after being placed on the reserve/COVID-19 list... Placed on injured reserve on Dec. 31 and missed the final game of the regular season with a knee injury... Made four tackles (3 solo) and blocked a field goal attempt vs. Ten. (9/14)... Collected three solo tackles and a forced fumble (recovered by Denver) at Pit. (9/20)... Notched his fourth career multi-sack game and recorded a season-high two sacks (12 yds.) to go with four tackles (3 solo) and a pass defended vs. T.B. (9/27)... Tied his career high and garnered six tackles (3 solo) vs. LAC (11/1)... Had career-high-tying two passes defended at K.C. (12/6)... Tied career-high with two passes defended at LAC (12/27), and added four tackles (3 solo).

2019: Harris started all 16 games, setting personal bests in tackles (49), sacks (6) and passes defended

(9)... Led all NFL defensive linemen with nine passes defended and was one of only five players to tally at least six sacks and seven passes defended... Recorded three tackles (2 solo), one sack (1 yd.) and one pass defended vs. Ten. (10/13)... Notched five solo tackles, one forced fumble and a career-high three sacks for 19 yards at Min. (11/17)... Made four tackles (2 solo) and recorded two sacks (13 yds.) at K.C. (12/15)... Collected two tackles and one batted ball on a potential game-winning two-point conversion try to secure the win vs. Oak. (12/29).

2018: Harris played all 16 games with Denver, totaling 39 tackles (23 solo), 1.5 sacks (12.5 yds.), one interception and four passes defended... Sealed Denver's victory vs. Pit. (11/25) with an interception in the end zone with just over one minute remaining... Notched 1.5 sacks (12.5 yds.) at Cin. (12/2).

2017: Harris played all 16 games (6 starts) for the first time in his career and ranked second on the Broncos with 5.5 sacks (33 yds.)... Added 34 tackles (22 solo), three passes defended and one blocked field goal... Made his first career start and blocked a potential game-tying field goal with :05 seconds remaining vs. LAC (9/11)... Sacked Derek Carr for four yards vs. Oak. (10/1)... Sacked Jay Cutler (6 yds.) and made four tackles (3 solo) at Mia. (12/3)... Sacked Patrick Mahomes (8 yds.) and added two solo tackles vs. K.C. (12/31).

2016: Harris competed in training camp with the N.Y. Jets and spent three weeks competing on Dallas' practice squad.

2015: Harris played seven games with Oakland in addition to competing on the club's practice squad... Recorded 12 tackles (9 solo) and one sack (9 yds.)... Made his season-debut at S.D. (10/25)... Posted five solo tackles vs. G.B. (12/20)... Notched his first career sack (9 yds.) at K.C. (1/3).

2014: Selected by Oakland in the seventh round (235th overall) of the 2014 NFL Draft, Harris appeared in one contest with the Raiders after spending the first 16 weeks of the season on the team's practice squad... Made his NFL debut in the season finale at Den. (12/28) and made two tackles (1 solo).

COLLEGE: Harris played three years at Illinois State University after transferring from the University of Wisconsin following his freshman season... Saw action in 33 games (27 starts)... Totaled 173 tackles (72 solo), 14 sacks, one forced fumble, four fumble recoveries, one interception and five passes defended... Started all 13 games as a senior, earning first-team All-Missouri Valley Football Conference honors after posting 85 tackles (30 solo), seven sacks (38 yds.), one interception, three passes defended, one forced fumble and three fumble recoveries.

PERSONAL: Harris attended Homestead High School in Mequon, Wis., where he was a *Milwaukee Journal Sentinel* Area Player of the Year as a senior... Finished his senior season with 87 tackles, seven sacks, two forced fumbles and one fumble recovery... Shelby Harris was born on Aug. 11, 1991 in Milwaukee.

HARRIS' REGULAR SEASON RECORD

| Year | Club | G | S | UT | A | TT | S-Yds. | I-Yds. | PD | FF | FR | TD-Int. | TD-FR | S | Pts. |
|----------------------|----------|----------------|-----------|------------|-----------|------------|-------------------|------------|-----------|----------|----------|----------|----------|----------|----------|
| 2014 | Oakland | 1 | 0 | 1 | 1 | 2 | 0-0 | 0-0 | 0 | 0 | 0 | 0 | 0 | 0 | 0 |
| 2015 | Oakland | 7 | 0 | 9 | 3 | 12 | 1-9 | 0-0 | 0 | 0 | 0 | 0 | 0 | 0 | 0 |
| 2016 | NYJ/Dal. | PRACTICE SQUAD | | | | | | | | | | | | | |
| 2017 | Denver | 16 | 6 | 22 | 12 | 34 | 5.5-33 | 0-0 | 3 | 0 | 0 | 0 | 0 | 0 | 0 |
| 2018 | Denver | 16 | 0 | 23 | 16 | 39 | 1.5-12.5 | 1-0 | 4 | 0 | 0 | 0 | 0 | 0 | 0 |
| 2019 | Denver | 16 | 16 | 28 | 21 | 49 | 6-33 | 0-0 | 9 | 1 | 0 | 0 | 0 | 0 | 0 |
| 2020 | Denver | 11 | 11 | 20 | 12 | 32 | 2.5-16 | 0-0 | 7 | 1 | 0 | 0 | 0 | 0 | 0 |
| 2021 | Denver | 14 | 14 | 21 | 22 | 43 | 5-29 | 0-0 | 2 | 1 | 0 | 0 | 0 | 0 | 0 |
| CAREER TOTALS | | 81 | 47 | 124 | 87 | 211 | 21.5-132.5 | 1-0 | 25 | 3 | 0 | 0 | 0 | 0 | 0 |

ADDITIONAL STATISTICS: Blocked a field goal vs. LAC (9/11/17), vs. Ten. (9/14/20), at Cle. (10/21/21) and vs. Was. (10/31/21)

HARRIS' SINGLE GAME HIGHS

(Postseason in parentheses)

Tackles — 6, twice, last vs. L.A. Chargers, 11/1/20 (none). **Sacks** — 3 at Minnesota, 11/17/19 (none). **Sack yards** — 19 at Minnesota, 11/17/19 (none). **Interceptions** — 1 vs. Pittsburgh, 11/25/18 (none). **Passes defended** — 2, 5x, last at L.A. Chargers, 12/27/20 (none). **Blocked FGs** — 1, 4x, last: vs. Washington, 10/31/21 (none).

SHELBY HARRIS' 2021 GAME-BY-GAME

(Victories asterisked)

| 2021 DENVER (7-8) | | TACKLES | | | | | | | | | | | | | |
|-------------------|--------------------|----------|----|---|----|----------|--------|----|----|----|--|--|--|--|--|
| Date | Opponent | P/S | UT | A | TT | S-Yds. | I-Yds. | PD | FF | FR | | | | | |
| Sept 12 | at N.Y. Giants* | S | 2 | 3 | 5 | 0-0 | 0-0 | 0 | 0 | 0 | | | | | |
| Sept 19 | at Jacksonville* | S | 0 | 2 | 2 | 0-0 | 0-0 | 0 | 0 | 0 | | | | | |
| Sept 26 | vs. N.Y. Jets* | S | 2 | 0 | 2 | 1-1 | 0-0 | 0 | 0 | 0 | | | | | |
| Oct 3 | vs. Baltimore | S | 2 | 1 | 3 | 0-0 | 0-0 | 0 | 0 | 0 | | | | | |
| Oct 10 | at Pittsburgh | S | 3 | 2 | 5 | 0-0 | 0-0 | 0 | 0 | 0 | | | | | |
| Oct 17 | vs. Las Vegas | S | 0 | 2 | 2 | 0-0 | 0-0 | 0 | 0 | 0 | | | | | |
| Oct 21 | at Cleveland | S | 3 | 1 | 4 | 1-5 | 0-0 | 0 | 0 | 0 | | | | | |
| Oct 31 | vs. Washington* | S | 2 | 3 | 5 | 0.5-2.5 | 0-0 | 0 | 0 | 0 | | | | | |
| Nov 7 | at Dallas* | S | 1 | 1 | 2 | 0-0 | 0-0 | 0 | 0 | 0 | | | | | |
| Nov 14 | vs. Philadelphia | S | 2 | 0 | 2 | 0-0 | 0-0 | 1 | 0 | 0 | | | | | |
| Nov 28 | vs. L.A. Chargers* | INACTIVE | | | | | | | | | | | | | |
| Dec 5 | at Kansas City | S | 0 | 3 | 3 | 0-0 | 0-0 | 0 | 0 | 0 | | | | | |
| Dec 12 | vs. Detroit* | S | 0 | 1 | 1 | 0-0 | 0-0 | 1 | 0 | 0 | | | | | |
| Dec 19 | vs. Cincinnati | S | 2 | 0 | 2 | 0-0 | 0-0 | 0 | 0 | 0 | | | | | |
| Dec 26 | at Las Vegas | S | 2 | 3 | 5 | 1.5-14.5 | 0-0 | 0 | 1 | 0 | | | | | |



KENDALL HINTON

9

WIDE RECEIVER



6-0 • 195 • 2ND YR. • WAKE FOREST

BORN: Feb. 19, 1997, in Durham, N.C.

HIGH SCHOOL: Southern Durham High School, Durham, N.C.

ACQUIRED: Free Agent, 2020

NFL YEAR: 2nd • YEAR WITH BRONCOS: 2nd

NFL GAMES PLAYED/STARTED: 15/0

HINTON AT A GLANCE:

- A second-year wide receiver who has appeared in 14 games with the Broncos (2020-21), totaling 13 catches for 152 yards (11.7 avg.) with one touchdown to go along with two punt returns for 24 yards (12.0 avg.).
- Appeared in one regular-season contest with the Broncos in 2020, completing one pass (13 yds.) and tallying two rushes for seven yards (3.5 avg.).
- Saw action in 34 games (16 starts - 11 at WR; 5 at QB) in five seasons at Wake Forest University (2015-19) as a quarterback and wide receiver.
- Began his collegiate career at quarterback, completing 133-of-253 passes (52.6%) for 1,504 yards with eight touchdowns and seven interceptions (107.4 rtg.) from 2015-18.
- Transitioned to wide receiver full time in 2019, recording 73 receptions for 1,001 yards (13.7 avg.) with four touchdowns.
- Totaled 79 receptions for 1,062 yards (13.4 avg.) with four touchdowns and rushed for 881 yards with 12 scores on the ground during his collegiate career.
- Attended Southern Durham (N.C.) High School, where he was named 3-A Big Eight Conference Player of the Year at quarterback during his junior and senior seasons.
- Signed by the Broncos as a college free agent on April 26, 2020.

CAREER TRANSACTIONS: Signed by Denver as a college free agent 4/26/20; Waived by Denver 9/5/20; Signed by Denver (practice squad) 11/4/20; Signed by Denver (active roster) 11/29/20; Signed by Denver (practice squad) 11/30/20; Signed by Denver 1/4/21.



2021: Signed to the active roster on Sept. 14 after spending the first week of the season on the team's practice squad... Made season debut at Jac. (9/19)... Registered first career touchdown on a two-yard catch and added two receptions for 25 yards (12.5 avg.) at Pit. (10/10)... Set career highs in catches (5) and yards (37) vs. L.V. (10/17)... Tallied one catch for a career-long 40 yards at Dal. (11/7).

2020: Hinton, who was originally signed by the Broncos as a college free agent on April 26, appeared in one regular-season contest after competing with the team in training camp and signing with the club's practice squad on Nov. 4... Completed one pass (13 yds.) and had two rushes for seven yards (3.5 avg.) vs. N.O. (11/29).

COLLEGE: Hinton appeared in 34 games (16 starts) in five seasons at Wake Forest University (2015-19)... Began his collegiate career as a quarterback before transitioning to wide receiver full time in 2019... Completed 133-of-253 passes (52.6%) for 1,504 yards with eight touchdowns and seven interceptions (107.4 rtg.) as a quarterback from 2015-18... Caught 79 passes for 1,062 yards with four touchdowns and rushed for 881 yards with 12 scores on the ground during his collegiate career... Started all 11 games played at wide receiver as a redshirt senior and led the team in receptions (73) and receiving yards (1,001) while adding four touchdowns... Added 12 punt returns for 91 yards (7.6 avg.) and seven kick returns for 142 yards (20.3 avg.) as a redshirt senior in 2019.

PERSONAL: Hinton attended Durham Southern High School in Durham, N.C.... Named 3-A Big Eight Conference Player of the Year at quarterback during his junior and senior campaigns... Kendall Hinton was born on Feb. 19, 1997 in Durham, N.C.

HINTON'S REGULAR SEASON RECORD

| Year | Club | RECEIVING | | | | | | | SCORING | | | | | |
|----------------------|--------|-----------|----------|-----------|------------|-------------|-----------|----------|----------|----------|----------|----------|----------|----------|
| | | G | S | No. | Yds. | Avg. | LG | TD | TD | TDr | TDp | TDtr | 2pt | Pts. |
| 2020 | Denver | 1 | 0 | 0 | 0 | — | — | 0 | 0 | 0 | 0 | 0 | 0 | 0 |
| 2021 | Denver | 14 | 0 | 13 | 152 | 11.7 | 40 | 1 | 1 | 1 | 0 | 0 | 0 | 6 |
| CAREER TOTALS | | 15 | 0 | 13 | 152 | 11.7 | 40 | 1 | 1 | 1 | 0 | 0 | 0 | 6 |

ADDITIONAL STATISTICS: Punt returns — 2021 (2 for 24, 12.0 avg., 15 LG, 0 TD), TOTAL (2 for 24, 12.0 avg., 15 LG, 0 TD). Rushes — 2020 (2 for 7 yds, 3.5 avg., 5 LG), TOTAL (2 for 7 yds, 3.5 avg., 5 LG). Completed one pass for 13 yards vs. N.O. (11/29).

HINTON'S SINGLE-GAME HIGHS

(Postseason in parentheses)

Receptions — 5, vs. Las Vegas, 10/17/21 (none). **Receiving yards** — 37, vs. Las Vegas, 10/17/21 (none). **Longest reception** — 40, at Dallas, 11/7/21 (none). **Receiving touchdowns** — 1, at Pittsburgh, 10/10/21 (none).

KENDALL HINTON'S 2021 GAME-BY-GAME

(Victories asterisked)

| 2021 DENVER (7-8) | | RECEIVING | | | | | | SCORING | |
|---------------------------------------------------------|--------------------|-------------|-----------|------------|-------------|-----------|----------|----------|----------|
| Date | Opponent | P/S | No. | Yds. | Avg. | LG | TD | 2pt. | Pts. |
| Sept. 12 | at N.Y. Giants* | | | | | | | | |
| PRACTICE SQUAD | | | | | | | | | |
| SIGNED FROM PRACTICE SQUAD TO ACTIVE ROSTER ON SEPT. 14 | | | | | | | | | |
| Sept 19 | at Jacksonville* | P | 1 | 15 | 15.0 | 15 | 0 | 0 | 0 |
| Sept 26 | vs. N.Y. Jets* | P | 0 | 0 | — | — | 0 | 0 | 0 |
| Oct 3 | vs. Baltimore | P | 1 | 13 | 13.0 | 13 | 0 | 0 | 0 |
| Oct 10 | at Pittsburgh | P | 2 | 25 | 12.5 | 23 | 1 | 0 | 6 |
| Oct 17 | vs. Las Vegas | P | 5 | 37 | 7.4 | 12 | 0 | 0 | 0 |
| Oct 21 | at Cleveland | P | 2 | 15 | 7.5 | 11 | 0 | 0 | 0 |
| Oct 31 | vs. Washington* | P | 0 | 0 | — | — | 0 | 0 | 0 |
| Nov 7 | at Dallas* | P | 1 | 40 | 40.0 | 40 | 0 | 0 | 0 |
| Nov 14 | vs. Philadelphia | P | 0 | 0 | — | — | 0 | 0 | 0 |
| Nov 28 | vs. L.A. Chargers* | P | 0 | 0 | — | — | 0 | 0 | 0 |
| Dec 5 | at Kansas City | P | 1 | 7 | 7.0 | 7 | 0 | 0 | 0 |
| Dec 12 | vs. Detroit* | P | 0 | 0 | — | — | 0 | 0 | 0 |
| Dec 19 | vs. Cincinnati | P | 0 | 0 | — | — | 0 | 0 | 0 |
| Dec 26 | at Las Vegas | P | 0 | 0 | — | — | 0 | 0 | 0 |
| Season Totals | | 14/0 | 13 | 152 | 11.7 | 40 | 1 | 0 | 6 |

**KAREEM JACKSON****22****SAFETY****5-10 • 183 • 12TH YR. • ALABAMA****BORN:** April 10, 1988, in Macon, Ga.**HIGH SCHOOL:** Westside High School, Macon, Ga.**ACQUIRED:** Unrestricted Free Agent (Houston), 2019**NFL YEAR:** 12th • **YEAR WITH BRONCOS:** 3rd**NFL GAMES PLAYED/STARTED:** 175/167 • **POSTSEASON GP/GS:** 8/8**JACKSON AT A GLANCE:**

- An 12th-year defensive back who has started 167-of-175 regular-season games and eight postseason contests during his NFL career with Houston (2010-18) and Denver (2019-21).
- Totaled 796 tackles (635 solo), three sacks (17 yds.), 20 interceptions (384 yds., 3 TDs), 104 passes defended, six forced fumbles and five fumble recoveries during his career.
- One of two active defensive backs (Malcolm Jenkins, N.O./Phi.) with career totals of at least 750 tackles, 20 INTs and 100 passes defended.
- Started all 16 games with the Broncos in 2020, finishing the year with a career-high 89 tackles (67 solo), one interception (13 yds.), four passes defended and two fumble recoveries while playing a career-best 1,083 defensive snaps.
- Started all 13 games played during his first year with Denver in 2019, totaling 71 tackles (48 solo), two interceptions (28 yds.), 10 passes defended, one forced fumble and a fumble returned for a touchdown.
- Chosen as the AFC Defensive Player of the Week (Week 14, at Hou., 12/8/19) after recording 11 tackles (6 solo), one interception (4 yds.), three passes defended and a fumble returned 70 yards for a touchdown against his former team.
- Recorded 589 tackles (489 solo), two sacks (17 yds.), 16 interceptions (336 yds.), three interceptions returned for a touchdown, 88 passes defended, five forced fumbles and three fumble recoveries during his nine years in Houston.
- Added 33 tackles (24 solo) and four passes defended in eight postseason games with the Texans.
- Finished his Texans career ranked second in franchise history in interceptions (16) and passes defended (88).
- Started all 16 games (12 at CB; 4 at S) for the Texans in 2018, tying for third in the NFL with a career-high-tying 17 passes defended in addition to posting 87 tackles (70 solo).
- Opened 40-of-41 games played at the University of Alabama, registering 159 tackles (106 solo), five interceptions (164 yds.), 34 passes defended, one fumble recovery and one forced fumble.
- Joined the Broncos as an unrestricted free agent (Houston) on March 13, 2019.
- Selected by Houston in the first round (20th overall) of the 2010 NFL Draft.

CAREER TRANSACTIONS: Signed by Houston as a draft choice 7/30/10; Signed by Denver as an unrestricted free agent 3/13/19; Signed by Denver 3/23/21.



2021: Jackson collected the 20th interception of his career (7 yds.) and led the team with six tackles (4 solo) at Jac. (9/19)... Recorded seventh career game with 10 or more tackles, posting a season-high 11 defensive stops (9 solo) vs. Bal. (10/3)... Posted first sack of the season (third of career) and added six tackles (4 solo) vs. L.V. (10/17)... Led the team in tackles and posted nine defensive stops (6 solo) at Cle. (10/21)... Collected seven tackles (6 solo) vs. Was. (10/31)... Notched a team-leading nine tackles (7 solo) at Dal. (11/7)... Was a gameday inactive vs. LAC (11/28).

2020: Jackson concluded his second season with the Broncos totaling a career-high 89 tackles (67 solo), one interception (13 yds.), four passes defended and two fumble recoveries... Played a career-high 1,083 defensive snaps... Posted six tackles (5 solo) and a pass defended in the season opener vs. Ten. (9/14)... Made four tackles (3 solo) and recovered a fumble at Pit. (9/20)... Totaled six tackles in three consecutive games (vs. T.B., 9/27; at NYJ, 10/1; at N.E., 10/18)... Registered his first double-digit tackle game of the season (fifth of his career) and notched a career-high 12 defensive stops (8 solo) vs. LAC (11/1)... Posted 10 tackles (8 solo) and one pass defended at K.C. (12/6) for his second double-digit tackle game of the season and the sixth of his career... Tied for the team lead in tackles and had seven solo tackles at Car. (12/13)... Notched nine tackles (7 solo) vs. Buf. (12/19)... Tallied his first interception of the season (13 yds.) and the 19th of his career, posted his second fumble recovery of the season (fifth of his career) and had one pass defended

in the season finale vs. L.V. (1/3).

2019: Jackson started all 13 games played with Denver, totaling 71 tackles (48 solo), two interceptions (28 yds.), 10 passes defended, one forced fumble and one fumble returned for a touchdown... Registered seven tackles (5 solo) and two passes defended at Oak. (9/9)... Tallied 10 tackles (8 solo) and one forced fumble at the goal line at LAC (10/6)... Recorded one interception (24 yds.) and one solo tackle vs. Ten. (10/13)... Totaled six tackles (5 solo) at Ind. (10/27)... Totaled seven tackles (4 solo) at Buf. (11/24)... Notched six tackles (5 solo) vs. LAC (12/1)... Chosen as the AFC Defensive Player of the Week after recording 11 tackles (6 solo), one interception (4 yds.), three passes defended and a fumble returned for 70 yards and a touchdown at Hou. (12/8)... Was placed on the reserve/suspended list on Dec. 17 and missed the final two games of the season.

2018: Jackson started all 16 games for Houston for the second time in his career, finishing with 87 tackles (70 solo) and a career-high-tying 17 passes defended... Helped the Texans to an AFC South Division title and an 11-5 record... Added one sack (13 yds.), two forced fumbles and one fumble recovery on the season... Opened 12 games at cornerback and four games at safety... Recorded a team-high eight solo tackles and a career-best two forced fumbles at N.E. (9/9)... Finished with a team-high nine total tackles (7 solo) vs. Mia. (10/25)... Tied for the team lead with nine total tackles (eight solo), and had one sack (13 yds.) and one pass defended at Was. (11/18)... Finished with 11 total tackles (nine solo) and two passes defended vs. Ind. (12/9)... Contributed four tackles (3 solo) in Houston's AFC Wild Card Game vs. Ind. (1/5).

2017: Jackson played all 16 games (14 starts) for Houston, tallying 73 tackles (54 solo), 10 passes defended, one forced fumble, one interception (2 yds.) and one sack (4 yds.)... Ranked fifth among NFL cornerbacks in total tackles and was tied for fifth in tackles for loss (4)... Had nine games with five or more tackles, which tied for the third-most among all cornerbacks... Led the team with seven tackles, recorded his first career sack (4 yds.) and had one forced fumble at Cin. (9/14)... Made his 100th career start vs. Ind. (11/5).

2016: Jackson started 13-of-14 regular-season games played and two postseason contests as Houston won their second consecutive AFC South title... Totaled 62 tackles (51 solo), one interception (42 yds., TD) and four passes defended... Contributed eight tackles (4 solo) in two postseason games... Intercepted Blake Bortles and returned it 42 yards for his third career touchdown at Jac. (11/13)... Made four tackles (1 solo) in Houston's AFC Wild Card victory vs. Oak. (1/7)... Notched four tackles (3 solo) in Houston's AFC Divisional Playoff Game at N.E. (1/14).

2015: Jackson appeared in 12 games (10 starts) while opening one postseason game as Houston won it's first AFC South title in three seasons... Posted 58 tackles (52 solo), two interceptions (77 yds., 1 TD), six passes defended, one forced fumble and one fumble recovery... Missed Games 7-11 with an ankle injury... Intercepted Drew Brees and returned it 50 yards vs. N.O. (11/29)... Forced a fumble that led to a touchdown at Ten. (12/27)... Returned an interception 27 yards for his second career touchdown vs. Jac. (1/3)... Registered a postseason-best seven tackles (6 solo) and added a pass defended in Houston's AFC Wild Card Game vs. K.C. (1/9).

2014: Jackson started all 13 games played and ended the season with 57 tackles (48 solo), three interceptions (97 yds.) and nine passes defended... Intercepted a pass and returned it for a career-long 65 yards at Oak. (9/14)... Posted nine tackles at Dal. (10/5)... Picked off Joe Flacco twice (32 yds.) for his first career multi-interception game vs. Bal. (12/21).

2013: Jackson started all 14 games played, notching 56 tackles (51 solo), nine passes defended and one fumble recovery... Made five or more tackles in four games while posting multiple passes defended vs. Ten. (9/15) and vs. Den. (12/22).

2012: Jackson played all 16 games (15 starts) and opened both postseason contests as Houston captured the AFC South crown for the second consecutive season... Tallied career highs in interceptions (4) and passes defended (17)... Added 53 tackles (47 solo) while notching multiple passes defended in six games... Produced six tackles (4 solo) and two passes defended in two postseason contests... Picked off Ryan Tannehill and made five tackles (4 solo) vs. Mia. (9/9)... Registered his first career pick-six (63 yds.) vs. Ten. (9/30)... Sealed a Texans victory with a fourth-quarter interception vs. NYJ (10/8)... Posted two solo tackles and two passes defended in Houston's AFC Wild Card victory vs. Cin. (1/5)... Made four total tackles (two solo) in Houston's AFC Divisional Playoff Game at N.E. (1/13).

2011: Jackson started 13-of-15 regular-season games played and two postseason contests as the Texans won the AFC South Division and made the playoffs for the first time in franchise history... Finished the season with 40 tackles (35 solo), one interception, six passes defended and one forced fumble... Contributed eight tackles (7 solo) and one pass defended in two postseason games... Tied for the team lead with eight tackles (7 solo) at N.O. (9/25)... Made four tackles (3 solo) in his postseason debut in the Texans' AFC Wild Card Game vs. Cin. (1/7)... Registered four solo tackles and one pass defended in Houston's AFC Divisional Playoff Game at Bal. (1/15).

2010: Selected by Houston in the first round (20th overall) of the 2010 NFL Draft, Jackson started all 16 games as a rookie... Ended his initial NFL campaign with 70 tackles (57 solo), two interceptions (23 yds.) and 10 passes defended... Recorded his first career interception (23 yds.) vs. NYG (10/10)... Picked off Philip Rivers and made six tackles (5 solo) vs. S.D. (11/7)... Forced his first career fumble at Den. (12/26).

COLLEGE: Jackson opened 40-of-41 games played at the University of Alabama (2006-09), registering 159 tackles (106 solo), five interceptions (164 yds.), 34 passes defended, one fumble recovery and one forced fumble... Added a pair of blocked kicks... Started all 14 games on Alabama's 2009 BCS Championship team, contributing 49 tackles, one interception and 14 passes defended.

PERSONAL: Jackson attended Westside High School in Macon, Ga., and compiled 1,436 rushing yards with 20 touchdowns and nine receptions for 256 yards with two scores as a senior.. Concluded a three-year varsity career with 3,447 rushing yards and 46 touchdowns... Kareem Jackson was born on April 10, 1988 in Macon, Ga.

JACKSON'S REGULAR SEASON RECORD

| Year | Club | G | S | UT | A | TT | S-Yds. | I-Yds. | PD | FF | FR | TD-Int. | TD-FR | S | Pts. |
|----------------------|---------|------------|------------|------------|------------|------------|-------------|---------------|------------|----------|----------|----------|----------|----------|-----------|
| 2010 | Houston | 16 | 16 | 57 | 13 | 70 | 0-0 | 2-23 | 10 | 0 | 0 | 0 | 0 | 0 | 0 |
| 2011 | Houston | 15 | 13 | 35 | 5 | 40 | 0-0 | 1-0 | 6 | 1 | 0 | 0 | 0 | 0 | 0 |
| 2012 | Houston | 16 | 15 | 47 | 6 | 53 | 0-0 | 4-71 | 17 | 0 | 0 | 1 | 0 | 0 | 6 |
| 2013 | Houston | 14 | 14 | 51 | 5 | 56 | 0-0 | 0-0 | 9 | 0 | 1 | 0 | 0 | 0 | 0 |
| 2014 | Houston | 13 | 13 | 48 | 9 | 57 | 0-0 | 3-97 | 9 | 0 | 0 | 0 | 0 | 0 | 0 |
| 2015 | Houston | 12 | 10 | 52 | 6 | 58 | 0-0 | 2-77 | 6 | 1 | 1 | 1 | 0 | 0 | 6 |
| 2016 | Houston | 14 | 13 | 51 | 11 | 62 | 0-0 | 1-42 | 4 | 0 | 0 | 1 | 0 | 0 | 6 |
| 2017 | Houston | 16 | 14 | 54 | 19 | 73 | 1-4 | 1-2 | 10 | 1 | 0 | 0 | 0 | 0 | 0 |
| 2018 | Houston | 16 | 16 | 70 | 17 | 87 | 1-13 | 2-24 | 17 | 2 | 1 | 0 | 0 | 0 | 0 |
| 2019 | Denver | 13 | 13 | 48 | 23 | 71 | 0-0 | 2-28 | 10 | 1 | 0 | 0 | 1 | 0 | 6 |
| 2020 | Denver | 16 | 16 | 67 | 22 | 89 | 0-0 | 1-13 | 4 | 0 | 2 | 0 | 0 | 0 | 0 |
| 2021 | Denver | 14 | 14 | 55 | 25 | 80 | 1-0 | 1-7 | 2 | 0 | 0 | 0 | 0 | 0 | 0 |
| CAREER TOTALS | | 175 | 167 | 635 | 161 | 796 | 3-17 | 20-384 | 104 | 6 | 5 | 3 | 1 | 0 | 24 |

ADDITIONAL STATISTICS: Special-teams tackles — 2011 (2), TOTAL (2).

JACKSON'S POSTSEASON RECORD

| Year | Club | G | S | UT | A | TT | S-Yds. | I-Yds. | PD | FF | FR | TD-Int. | TD-FR | S | Pts. |
|----------------------|---------|----------|----------|-----------|----------|-----------|------------|------------|----------|----------|----------|----------|----------|----------|----------|
| 2011 | Houston | 2 | 2 | 7 | 1 | 8 | 0-0 | 0-0 | 1 | 0 | 0 | 0 | 0 | 0 | 0 |
| 2012 | Houston | 2 | 2 | 4 | 2 | 6 | 0-0 | 0-0 | 2 | 0 | 0 | 0 | 0 | 0 | 0 |
| 2015 | Houston | 1 | 1 | 6 | 1 | 7 | 0-0 | 0-0 | 1 | 0 | 0 | 0 | 0 | 0 | 0 |
| 2016 | Houston | 2 | 2 | 4 | 4 | 8 | 0-0 | 0-0 | 0 | 0 | 0 | 0 | 0 | 0 | 0 |
| 2018 | Houston | 1 | 1 | 3 | 1 | 4 | 0-0 | 0-0 | 0 | 0 | 0 | 0 | 0 | 0 | 0 |
| CAREER TOTALS | | 8 | 8 | 24 | 9 | 33 | 0-0 | 0-0 | 4 | 0 | 0 | 0 | 0 | 0 | 0 |

JACKSON'S SINGLE-GAME HIGHS

(Postseason in parentheses)

Tackles — 12, vs. L.A. Chargers, 11/1/20 (7, vs. Kansas City, 1/9/16). **Interceptions** — 2, vs. Baltimore, 12/21/14 (none). **Interception return yards** — 65, at Oakland, 9/14/14 (none). **Passes defended** — 3, twice, last vs. Jacksonville, 12/30/18 (2, vs. Cincinnati, 1/5/13). **Sacks** — 1, 3x, last: vs. Las Vegas, 10/17/21 (none). **Sack yards** — 13, at Washington, 11/18/18 (none). **Forced fumbles** — 2, at New England, 9/9/18 (none). **Fumble recoveries** — 1, 5x, last vs. Las Vegas, 1/3/21 (none).

JACKSON'S INTERCEPTIONS BY QUARTERBACK (20)

| Quarterback | Interceptions | Quarterback | Interceptions |
|----------------|---------------|-----------------|---------------|
| Joe Flacco | 2 | Mark Sanchez | 1 |
| Blake Bortles | 2 | Matt Hasselbeck | 1 |
| Derek Carr | 2 | Deshaun Watson | 1 |
| Ryan Tannehill | 2 | Jay Cutler | 1 |
| Eli Manning | 1 | Nathan Peterman | 1 |
| Philip Rivers | 1 | Drew Brees | 1 |
| Matt Ryan | 1 | Jimmy Garoppolo | 1 |
| Dak Prescott | 1 | Trevor Lawrence | 1 |

KAREEM JACKSON'S 2021 GAME-BY-GAME

(Victories asterisked)

| 2021 DENVER (7-9) | | TACKLES | | | | | | | | | |
|----------------------|--------------------|----------|--------------|-----------|-----------|-----------|------------|------------|----------|----------|----------|
| Date | Opponent | P/S | UT | A | TT | S-Yds. | I-Yds. | PD | FF | FR | |
| Sept 12 | at N.Y. Giants* | S | 0 | 2 | 2 | 0-0 | 0-0 | 0 | 0 | 0 | |
| Sept 19 | at Jacksonville* | S | 4 | 2 | 6 | 0-0 | 1-7 | 1 | 0 | 0 | |
| Sept 26 | vs. N.Y. Jets* | S | 1 | 1 | 2 | 0-0 | 0-0 | 0 | 0 | 0 | |
| Oct 3 | vs. Baltimore | S | 9 | 2 | 11 | 0-0 | 0-0 | 0 | 0 | 0 | |
| Oct 10 | at Pittsburgh | S | 6 | 1 | 7 | 0-0 | 0-0 | 0 | 0 | 0 | |
| Oct 17 | vs. Las Vegas | S | 4 | 2 | 6 | 1-0 | 0-0 | 0 | 0 | 0 | |
| Oct 21 | at Cleveland | S | 6 | 3 | 9 | 0-0 | 0-0 | 0 | 0 | 0 | |
| Oct 31 | vs. Washington* | S | 6 | 1 | 7 | 0-0 | 0-0 | 0 | 0 | 0 | |
| Nov 7 | at Dallas* | S | 7 | 2 | 9 | 0-0 | 0-0 | 0 | 0 | 0 | |
| Nov 14 | vs. Philadelphia | S | 5 | 2 | 7 | 0-0 | 0-0 | 0 | 0 | 0 | |
| Nov 28 | vs. L.A. Chargers* | INACTIVE | | | | | | | | | |
| Dec 5 | at Kansas City | S | 1 | 1 | 2 | 0-0 | 0-0 | 0 | 0 | 0 | |
| Dec 12 | vs. Detroit* | S | 3 | 2 | 5 | 0-0 | 0-0 | 1 | 0 | 0 | |
| Dec 19 | vs. Cincinnati | S | 1 | 1 | 2 | 0-0 | 0-0 | 0 | 0 | 0 | |
| Dec 26 | at Las Vegas | S | 3 | 2 | 5 | 0-0 | 0-0 | 0 | 0 | 0 | |
| Season Totals | | | 14/14 | 55 | 25 | 80 | 1-0 | 1-7 | 2 | 0 | 0 |

**JERRY JEUDY****10****WIDE RECEIVER****6-1 • 193 • 2ND YR. • ALABAMA****BORN:** April 24, 1999, in Deerfield Beach, Fla.**HIGH SCHOOL:** April 24, 1999, in Deerfield Beach, Fla.**ACQUIRED:** Draft #1 (15th overall), 2020**NFL YEAR:** 2nd • **YEAR WITH BRONCOS:** 2nd**NFL GAMES PLAYED/STARTED:** 25/19**JEUDY AT A GLANCE:**

- A second-year wide receiver who has appeared in 25 games (19 starts) with the Broncos (2020-21), posting 88 receptions for 1,293 yards (14.7 avg.) with three touchdowns during his career.
- Started 14-of-16 games with the Broncos in 2020, finishing with 52 catches for 856 yards (16.5 avg.) with three touchdowns and two 100-yard receiving contests.
- Ranked fifth among first-year pass catchers with 856 receiving yards in 2020 and concluded his initial campaign with the second-most receptions (52) and receiving yards (856) in a single-season by a Broncos rookie (Eddie Royal, 2008).
- Appeared in 42 games (27 starts) at the University of Alabama, totaling 159 receptions for 2,742 yards (17.2 avg.) with 26 touchdowns during his collegiate career (2017-19).
- Chosen as the 2018 Biletnikoff Award (nation's top WR) recipient following his sophomore season after posting 68 receptions for 1,315 yards (19.3 avg.) with 14 touchdowns.
- Attended Deerfield Beach (Fla.) High School, where he recorded 76 receptions for 1,054 yards and 15 touchdowns as a senior.
- Selected by the Broncos in the first round (15th overall) of the 2020 NFL Draft.

CAREER TRANSACTIONS: Signed by Denver as a draft choice 7/23/20.

2021: Jeudy tied for the team lead in catches and yards, posting six receptions for 72 yards (12.0 avg.) at NYG (9/12) before leaving the game with a lower leg injury... Missed Weeks 2-7 after being placed on injured reserve on Sept. 14 with an ankle injury... Returned from injury, posting four receptions for 39 yards (9.8 avg.) vs. Was. (10/31)... Surpassed 1,000 receiving yards for his career, tallying a team-leading six catches for 69 yards (11.5 avg.) at Dal. (11/7)... Led the team in catches, posting six receptions for 48 yards (8.0 avg.) vs. Phi. (11/14)... Recorded four receptions for 60 yards, including a season-long 40-yard catch, at L.V. (12/26).

2020: Selected in the first round (15th overall) of the 2020 NFL Draft, Jeudy started 14-of-16 games played during his rookie season and finished the campaign with 52 catches for 856 yards (16.5 avg.) with three touchdowns and two 100-yard receiving games... Collected the second-most receptions (52) and receiving yards (856) ever by a Broncos rookie, and his 856 yards ranked fifth behind all first-year pass catchers in 2020... Totaled 56 yards on four receptions (14.0 avg.) in his NFL debut vs. Ten. (9/14)... Made his first career start at Pit. (9/20) and posted 62 yards on four receptions (15.5 avg.)... Hauled in five receptions and was tied for the team lead in catches vs. Tampa Bay (9/27)... Collected first career touchdown on a 48-yard catch and score at NYJ (10/1)... Notched four receptions for 73 yards (18.3 avg.) vs. LAC (11/10)... Collected first 100-yard receiving game of his career, tallied his second career touchdown, led the team in receptions and receiving yards and set a career-highs in catches (7) at Atl. (11/8)... His 125 receiving yards against the Falcons represented the sixth most by a Broncos rookie in a single game... Tied for the team lead in catches (4) and led the team in receiving yards (68) at L.V. (11/15)... Tied for the team lead in catches (6) for the second consecutive game and recorded six receptions for 61 yards (10.2 avg.) at LAC (12/27)... Registered his second 100-yard receiving contest of the season, tallied five catches for a career-high 140 yards (28.0 avg.) and collected a 92-yard catch and run touchdown in the season finale vs. L.V. (1/3)... His 92-yard reception was the third-longest by a Broncos rookie and the sixth-longest passing play in franchise annals.

COLLEGE: Jeudy appeared in 42 games (27 starts) at the University of Alabama, totaling 159 receptions for 2,742 yards (17.2 avg.) with 26 touchdowns during his collegiate career (2017-19)... Finished his collegiate career ranked second and fourth on the Crimson Tide's career touchdown reception (26) and receiving yardage (2,742) list, respectively... Averaged 17.2 yards per catch for his career, a number that is second in Alabama records behind only College & Pro Football Hall of Famer Ozzie Newsome's 20.3 yards per catch... Started all 13 games played during his junior season and led the team with 77 catches for 1,163 yards (15.1 avg.) with 10 touchdowns... Selected as a semifinalist for the Biletnikoff Award (nation's top WR) and the Maxwell Player of the Year (best all-around player) after his junior season in 2019... Was a first-team All American and was named first-team All-Southeastern Conference by the league's coaches... Registered five 100-yard and three 200-yard receiving games during his junior campaign... Named the Citrus Bowl MVP after

JEUDE STANDS OUT DURING ROOKIE SEASON

NFL ROOKIE RECEIVING YARDS LEADERS, 2020

| Player (Tm.) | Rec. | Yds. | Avg. | TDs |
|----------------------------|-----------|------------|-------------|----------|
| 1. Justin Jefferson (Min.) | 88 | 1,400 | 15.9 | 7 |
| 2. CeeDee Lamb (Dal.) | 74 | 935 | 12.6 | 5 |
| 3. Tee Higgins (Cin.) | 67 | 908 | 13.6 | 6 |
| 4. Chase Claypool (Pit.) | 62 | 873 | 14.1 | 9 |
| 5. Jerry Jeudy | 52 | 856 | 16.5 | 3 |

MOST REC. YARDS BY A BRONCOS ROOKIE, SINGLE SEASON

| Player | Year | Rec. | Yds. | TDs |
|-----------------------|-------------|-----------|------------|----------|
| 1. Eddie Royal | 2008 | 91 | 980 | 5 |
| 2. Jerry Jeudy | 2020 | 52 | 856 | 3 |
| 3. Mark Jackson | 1986 | 38 | 738 | 1 |
| 4. Vance Johnson | 1985 | 51 | 721 | 3 |
| 5. Courtland Sutton | 2018 | 42 | 704 | 4 |

collecting a career-high 204 yards on six catches (34.0 avg.) against Michigan... Was chosen as the Biletnikoff Award recipient following his sophomore season in 2018 after posting 68 receptions for 1,315 yards (19.3 avg.) with 14 touchdowns... Named a consensus first-team All-American and first-team All-SEC after posting the second-most receiving yards (1,315) in Alabama program history... Recorded the second-most single-season receiving touchdowns (14) in school history while leading the SEC and finishing third nationally... Recorded a team-high five 100-yard performances... Saw action in 14 games as a true freshman in 2017, recording 14 catches for 264 yards (18.9 avg.) with two touchdowns as a member of Alabama's 2018 National Championship Team... Played in both of Alabama's College Football Playoff games against Clemson (1/1/18) and Georgia (1/8/18).

PERSONAL: Jeudy played wide receiver at Deerfield Beach (Fla.) High School, where he combined to catch 117 passes for 1,554 yards (13.2 avg.) with 25 touchdowns between his junior and senior seasons... Participated in the Under Armour All-America Game, Nike's 2016 "The Opening" and the Rivals100 Five-Star Challenge following as a senior in high school... Jerry Jeudy (pronounced: Judy) was born on April 24, 1999 in Deerfield Beach, Fla.

JEUDE'S REGULAR SEASON RECORD

| Year | Club | RECEIVING | | | | | | | SCORING | | | | | |
|----------------------|--------|-----------|-----------|-----------|--------------|-------------|------------|----------|----------|----------|----------|----------|----------|-----------|
| | | G | S | No. | Yds. | Avg. | LG | TD | TD | TDp | TDrt | 2pt | Pts. | |
| 2020 | Denver | 16 | 14 | 52 | 856 | 16.5 | 92t | 3 | 3 | 0 | 3 | 0 | 0 | 18 |
| 2021 | Denver | 9 | 5 | 36 | 437 | 12.1 | 40 | 0 | 0 | 0 | 0 | 0 | 0 | 0 |
| CAREER TOTALS | | 25 | 19 | 88 | 1,293 | 14.7 | 92t | 3 | 3 | 0 | 3 | 0 | 0 | 18 |

ADDITIONAL STATISTICS: Miscellaneous tackles — 2020 (4), TOTAL (4).

JEUDE'S SINGLE-GAME HIGHS

(Postseason in parentheses)

Receptions — 7, at Atlanta, 11/8/20 (none). **Receiving yards** — 140, vs. Las Vegas, 1/3/21 (none). **Longest reception** — 92t, vs. Las Vegas, 1/3/21 (none). **Receiving touchdowns** — 1, 3x, last vs. Las Vegas, 1/3/21 (none).

JERRY JEUDE'S 2021 GAME-BY-GAME

(Victories asterisked)

| 2021 DENVER (7-8) | | | RECEIVING | | | | | SCORING | |
|----------------------|--------------------|------------|-----------|------------|-------------|-----------|----------|----------|----------|
| Date | Opponent | P/S | No. | Yds. | Avg. | LG | TD | 2pt. | Pts. |
| Sept 12 | at N.Y. Giants* | S | 6 | 72 | 12.0 | 20 | 0 | 0 | 0 |
| Games 2-7 | | | | | | | | | |
| INJURED RESERVE | | | | | | | | | |
| Oct 31 | vs. Washington* | P | 4 | 39 | 9.8 | 18 | 0 | 0 | 0 |
| Nov 7 | at Dallas* | P | 6 | 69 | 11.5 | 25 | 0 | 0 | 0 |
| Nov 14 | vs. Philadelphia | P | 6 | 48 | 8.0 | 14 | 0 | 0 | 0 |
| Nov 28 | vs. L.A. Chargers* | S | 2 | 25 | 12.5 | 13 | 0 | 0 | 0 |
| Dec 5 | at Kansas City | S | 4 | 77 | 19.3 | 36 | 0 | 0 | 0 |
| Dec 12 | vs. Detroit* | S | 5 | 47 | 9.4 | 21 | 0 | 0 | 0 |
| Dec 19 | vs. Cincinnati | S | 0 | 0 | 0.0 | 0 | 0 | 0 | 0 |
| Dec 26 | at Las Vegas | P | 3 | 60 | 20.0 | 40 | 0 | 0 | 0 |
| Season Totals | | 9/5 | 36 | 437 | 12.1 | 36 | 0 | 0 | 0 |



JAMAR JOHNSON

49

SAFETY



6-1 • 197 • INDIANA

BORN: Nov. 22, 1999, in Sarasota, Fla.

HIGH SCHOOL: Riverview High School, Sarasota, Fla.

ACQUIRED: Draft #5b (164th overall), 2021

NFL YEAR: 1st • **YEAR WITH BRONCOS:** 1st

NFL GAMES PLAYED/STARTED: 1/0

JOHNSON AT A GLANCE:

- A safety who played 31 games (9 starts) at Indiana University, totaling 70 tackles (53 solo), four sacks (31 yds.), seven interceptions (166 yds.; 1 TD), seven pass breakups and two forced fumbles during his collegiate career.
- Became the first Indiana safety since Eric Allen in 1996 to earn first-team All-Big Ten honors after posting 43 tackles (33 solo), four interceptions (94 yds.), four pass breakups and one forced fumble in eight games (all starts) in 2020.
- Played 13 games (1 start) for the Hoosiers in 2019, compiling 25 tackles (18 solo), three sacks (23 yds.), two interceptions (72 yds.; 1 TD), two pass breakups and one forced fumble.
- Saw action in 10 games at safety and on special teams in 2018, posting two solo tackles, one interception and one pass breakup.
- Prepped at Riverview High School, where he posted 62 tackles, one sack, six interceptions (1 TD), three forced fumbles and two fumble recoveries, while tallying 13 receptions for 219 yards with two touchdowns, nine carries for 112 yards and two scores and three special-teams TDs (2 PR; 1 KO) during his senior campaign.
- Selected by the Broncos in the fifth round (164th overall) of the 2021 NFL Draft.



2021: Appeared in his first career game vs. Cin. (12/19).

COLLEGE: Johnson saw action in 31 games (9 starts) during his three collegiate seasons (2018-20) at Indiana University, compiling 70 tackles (53 solo), four sacks (31 yds.), seven interceptions (166 yds.; 1 TD), seven pass breakups and two forced fumbles... Started all eight games played during his final collegiate campaign, recording 43 tackles (33 solo), four interceptions (94 yds.), four pass breakups and one forced fumble... Earned first-team All-Big Ten (media) and second-team All-Big Ten (coaches) honors, becoming the first Indiana safety to garner first-team honors since Eric Allen in 1996... Was tied for the team lead in interceptions (4) and finished second in tackles (43) and third in pass breakups (4)... Collected a career-high 10 tackles (7 solo), one interception (17 yds.) and one forced fumble vs. Penn State (10/24), earning Big Ten co-Defensive Player of the Week honors... Played 13 games (1 start) for the Hoosiers in 2019, compiling 25 tackles (18 solo), three sacks (23 yds.), two interceptions (73 yds.; 1 TD), two pass breakups and one forced fumble... Recorded first defensive TD in Indiana postseason history and had a 63-yard interception return in the TaxSlayer Gator Bowl vs. Tennessee (1/2)... Saw action in 10 games at safety and on special teams in 2018, totaling two solo tackles, one interception and one pass breakup.

PERSONAL: Johnson prepped at Riverview High School, where he posted 62 tackles, one sack, six interceptions (1 TD), three forced fumbles and two fumble recoveries, while tallying 13 receptions for 219 yards with two touchdowns, nine carries for 112 yards and two scores and three special-teams TDs (2 PR; 1 KO) during his senior campaign... Lettered three years in football and four times in track and field... Jamar Johnson was born on Nov. 22, 1999, in Sarasota, Fla.

JOHNSON'S REGULAR SEASON RECORD

| Year | Club | G | S | UT | A | TT | S-Yds. | I-Yds. | PD | FF | FR | TD-Int. | TD-FR | S | Pts. |
|----------------------|--------|----------|----------|----------|----------|----------|------------|------------|----------|----------|----------|----------|----------|----------|----------|
| 2021 | Denver | 1 | 0 | 0 | 0 | 0 | 0-0 | 0-0 | 0 | 0 | 0 | 0 | 0 | 0 | 0 |
| CAREER TOTALS | | 1 | 0 | 0 | 0 | 0 | 0-0 | 0-0 | 0 | 0 | 0 | 0 | 0 | 0 | 0 |

JAMAR JOHNSON'S 2021 GAME-BY-GAME

(Victories asterisked)

| 2021 DENVER (7-7) | | TACKLES | | | | | | | | | | |
|----------------------|----------------|---------|------------|----------|----------|----------|----------|------------|------------|----------|----------|----------|
| Date | Opponent | P/S | UT | A | TT | S-Yds. | I-Yds. | PD | FF | FR | | |
| Games 1-13 | | | | | | | | | | | | |
| Dec 19 | vs. Cincinnati | P | 0 | 0 | 0 | 0-0 | 0-0 | 0 | 0 | 0 | | |
| Games 15 | | | | | | | | | | | | |
| Season Totals | | | 1/0 | 0 | 0 | 0 | 0 | 0-0 | 0-0 | 0 | 0 | 0 |

**DRE'MONT JONES****93****DEFENSIVE END****6-3 • 281 • 3RD YR. • OHIO STATE****BORN:** Jan. 5, 1997, in Cleveland**HIGH SCHOOL:** Saint Ignatius High School, Cleveland**ACQUIRED:** Draft #3 (71st overall), 2019**NFL YEAR:** 3rd • **YEAR WITH BRONCOS:** 3rd**NFL GAMES PLAYED/STARTED:** 41/15**JONES AT A GLANCE:**

- A third-year defensive end who has appeared in 41 games (15 starts) with Denver (2019-21).
- Totaled 84 tackles (52 solo), 15.5 sacks (96 yds.) one interception (7 yds.), five passes defended, two blocked kicks, one forced fumble and fumble recovery during his first three NFL seasons.
- Set career highs in starts, tackles, sacks and sack yards, and finished his second NFL campaign with 41 tackles (26 solo) 6.5 sacks (36 yds.), two passes defended and 11 quarterback hits in 13 games played (8 starts).
- Contributed 14 tackles (8 solo), 3.5 sacks (22.5 yds.), one interception (7 yds.), two passes defended and one blocked field goal in 2019.
- Named AFC Defensive Player of the Week (Week 16, 2019) after recording four tackles (3 solo) and 2.5 sacks (13.5 yds.) vs. Detroit (12/22/19).
- Started 37-of-39 games played at Ohio State, registering 115 tackles (58 solo), 9.5 sacks (65 yds.), one interception (28 yds.), three fumble recoveries and two defensive scores (1 INT, 1 FR).
- Selected by the Broncos in the third round (71st overall) of the 2019 NFL Draft.

CAREER TRANSACTIONS: Signed by Denver as a draft choice 6/12/19.

2021: Jones recorded three tackles (2 solo) at Pit. (10/10)... Collected multiple sacks for the third time in his career, logging 1.5 sacks (8.5 yds.) to go along with a three defensive stops (1 solo) and one blocked kick vs. Was. (10/31)... Notched a season-high four tackles (3 solo), one sack (6 yds.) and his first career forced fumble vs. Phi. (11/14)... Recorded four tackles (three solo) and a sack (6 yds.) at K.C. (12/5)... Notched a career high three tackles for loss, 2.0 sacks (17 yards), and a pass defense vs. Det. (12/12).

2020: Jones set career highs in starts, tackles, sacks and sack yards, and finished his second NFL campaign with 41 tackles (26 solo), 6.5 sacks (36 yds.), two passes defended and 11 quarterback hits in 13 games played (8 starts)... Collected three tackles (2 solo) in the season opener vs. Ten. (9/14)... Placed on injured reserved and missed Games 3-5 with a knee injury... Notched first sack of the season (8 yds.) and added two tackles (both solo) vs. K.C. (10/25)... Made first start of the season (second in career) vs. LAC (11/1) and totaled three tackles (2 solo)... Recorded second sack of the season (7 yds.) and added two tackles (both solo) and a pass defended at Atl. (11/8)... Garnered his third sack of the season vs. Mia. (11/22)... Registered career-high nine tackles (5 solo) vs. N.O. (11/29)... Notched his fourth sack of the season (6 yds.) and had a pass defended at Car. (12/13)... Contributed his fifth sack of the season (6 yds.) and posted three tackles (2 solo) at LAC (12/27)... Garnered 1.5 sacks (9 yds.) and had six total defensive stops (4 solo) in the season finale vs. L.V. (1/3).

2019: Selected by Denver in the third round (71st overall) of the 2019 NFL Draft, Jones contributed 14 tackles (8 solo), 3.5 sacks (22.5 yds.), one interception (7 yds.) and two passes defended in his rookie campaign... Blocked a field goal attempt at LAC (10/6)... Talled two tackles (1 solo) and his first career sack (9 yds.) at Min. (11/17)... Logged his first career interception (7 yds.) and had a pass defended vs. LAC (12/1)... Led the Broncos with a career-high 2.5 sacks (13.5 yds.) vs. Det. (12/22) to represent his first multi-sack game... His performance against Det. earned him AFC Defensive Player of the Week honors for Week 16.

COLLEGE: Jones started 37-of-39 games for Ohio State... Selected first-team All-Big Ten Conference after breaking out with a 8.5 sacks (61 yds.) in addition to posting 43 tackles (26 solo)... Became the first defensive lineman in OSU history to score two defensive touchdowns in a single season... Returned an interception 28 yards (vs. TCU, 9/15) and recovering a fumble in the end zone (vs. MSU, 11/10)... Selected third-team All-Big Ten... Helped the Buckeyes win the Big Ten Conference Championship and the Cotton Bowl his redshirt sophomore season... Was one of just three defensive linemen in school history (Dan Wilkinson - 1992, Luke Fickell - 1993) to start at least 10 games as a freshman... Earned Freshman All-America honors from the Football Writers Association of America... Totaled eight tackles at Wis. (10/15) and seven tackles vs. Mich. (11/26)—both overtime victories for the Buckeyes.

PERSONAL: Jones was named first-team Division-I All-Ohio and U.S. Army All-American as a senior at Saint Ignatius High School in Cleveland... Recorded 47 tackles, 21 tackles for a loss, four sacks and four forced fumbles as a senior... Began playing football as a high school junior... Played basketball and was ranked as a consensus four-star prospect. Dre'Mont Jones as born on Jan. 5, 1997 in Cleveland.

JONES' REGULAR SEASON RECORD

| Year | Club | G | S | UT | A | TT | S-Yds. | I-Yds. | PD | FF | FR | TD-Int. | TD-FR | S | Pts. |
|----------------------|--------|-----------|-----------|-----------|-----------|-----------|----------------|------------|----------|----------|----------|----------|----------|----------|----------|
| 2019 | Denver | 14 | 1 | 8 | 6 | 14 | 3.5-22.5 | 1-7 | 2 | 0 | 0 | 0 | 0 | 0 | 0 |
| 2020 | Denver | 13 | 8 | 26 | 15 | 41 | 6.5-36 | 0-0 | 2 | 0 | 0 | 0 | 0 | 0 | 0 |
| 2021 | Denver | 14 | 6 | 18 | 11 | 29 | 5.5-37.5 | 0-0 | 1 | 1 | 1 | 0 | 0 | 0 | 0 |
| CAREER TOTALS | | 41 | 15 | 52 | 32 | 84 | 15.5-96 | 1-7 | 5 | 1 | 1 | 0 | 0 | 0 | 0 |

ADDITIONAL STATISTICS: Blocked a field goal at LAC (10/6/19) and vs. Was. (10/31).

JONES' SINGLE GAME HIGHS

(Postseason in parentheses)

Tackles — 9, vs. New Orleans, 11/29/20 (none). **Interceptions** — 1, vs. L.A. Chargers, 12/1/19 (none). **Interception yards** — 7, vs. L.A. Chargers, 12/1/19 (none). **Sacks** — 2.5, vs. Detroit 12/22/19 (none). **Sack yards** — 17, vs. Detroit 12/12/21 (none). **Forced fumbles** — 1, vs. Philadelphia 11/14/21 (none). **Pass defended** — 1, 5x, last vs. Detroit 12/12/21 (none).

DRE'MONT JONES' 2021 GAME-BY-GAME

(Victories asterisked)

| 2021 DENVER (7-8) | | TACKLES | | | | | | | | | |
|----------------------|--------------------|---------|-------------|-----------|-----------|-----------|-----------------|------------|----------|----------|----------|
| Date | Opponent | P/S | UT | A | TT | S-Yds. | I-Yds. | PD | FF | FR | |
| Sept 12 | at N.Y. Giants* | S | 2 | 0 | 2 | 0-0 | 0-0 | 0 | 0 | 0 | |
| Sept 19 | at Jacksonville* | S | 0 | 1 | 1 | 0-0 | 0-0 | 0 | 0 | 0 | |
| Sept 26 | vs. N.Y. Jets* | S | 1 | 0 | 1 | 0-0 | 0-0 | 0 | 0 | 0 | |
| Oct 3 | vs. Baltimore | S | 1 | 0 | 1 | 0-0 | 0-0 | 0 | 0 | 0 | |
| Oct 10 | at Pittsburgh | P | 2 | 1 | 3 | 0-0 | 0-0 | 0 | 0 | 0 | |
| Oct 17 | vs. Las Vegas | S | 0 | 1 | 1 | 0-0 | 0-0 | 0 | 0 | 0 | |
| Oct 21 | at Cleveland | P | 0 | 2 | 2 | 0-0 | 0-0 | 0 | 0 | 0 | |
| Oct 31 | vs. Washington* | P | 1 | 2 | 3 | 1.5-8.5 | 0-0 | 0 | 0 | 0 | |
| Nov 7 | at Dallas* | P | 0 | 0 | 0 | 0-0 | 0-0 | 0 | 0 | 0 | |
| Nov 14 | vs. Philadelphia | P | 3 | 1 | 4 | 1-6 | 0-0 | 0 | 1 | 0 | |
| Nov 28 | vs. L.A. Chargers* | S | 0 | 3 | 3 | 0-0 | 0-0 | 0 | 0 | 0 | |
| Dec 5 | at Kansas City | P | 3 | 1 | 4 | 1-6 | 0-0 | 0 | 0 | 0 | |
| Dec 12 | vs. Detroit* | P | 3 | 0 | 3 | 2-17 | 0-0 | 1 | 0 | 0 | |
| Game 14 | | | INACTIVE | | | | | | | | |
| Dec 26 | at Las Vegas | P | 2 | 0 | 2 | 0-0 | 0-0 | 0 | 0 | 1 | |
| Season Totals | | | 13/6 | 18 | 11 | 29 | 5.5-37.5 | 0-0 | 1 | 1 | 1 |

**MICAH KISER****43****INSIDE LINEBACKER****6-0 • 244 • 4TH YR. • VIRGINIA****BORN:** Jan. 25, 1995, in Baltimore**HIGH SCHOOL:** Gilman School, Baltimore**ACQUIRED:** Practice Squad Signee (LAR), 2021**NFL YEAR:** 4th • **YEAR WITH BRONCOS:** 1st**NFL GAMES PLAYED/STARTED:** 34/10**KISER AT A GLANCE:**

- A fourth-year inside linebacker who has appeared in 34 career regular-season games (10 starts) and five postseason contests with the L.A. Rams (2018-21) and Denver (2021).
- Totaled 82 tackles (46 solo), three passes defended, one forced fumble and five special-teams tackles during his career.
- Collected one fumble recovery and three special-teams tackles in five postseason games.
- Started all nine regular-season games in 2020, posting 77 tackles (44 solo), three passes defended and one forced fumble.
- Missed the entire 2019 campaign after being placed on injured reserve on Aug. 31, 2019.
- Saw action in all 16 games for the Rams as a rookie in 2018, recording four special-teams tackles.
- Appeared in 49 career games over four seasons (2014-17) at Virginia, posting 411 tackles (188 solo), 19 sacks (125 yds.), one interception (7 yds.), 13 passes defended, eight forced fumbles and six fumble recoveries.
- Finished his collegiate career ranked No. 5 all time at UVA with 411 career tackles, and became just the second player in ACC history to lead the league in tackles in three consecutive seasons (2015-17).
- Selected by the Rams in the fifth round (147th overall) of the 2018 NFL Draft.
- Signed by the Broncos from the Rams' practice squad on Sept. 21, 2021.

CAREER TRANSACTIONS: Signed by L.A. Rams as a draft choice 6/9/18; Waived by L.A. Rams 8/31/21; Signed by L.A. Rams (practice squad) 9/1/21; Signed by Denver (active roster) 9/21/21.



2021: Kiser appeared in one game with the Rams before being signed by Denver from LAR's practice squad on Sept. 21... Kiser made his Broncos debut vs. NYJ (9/26)... Tallied three tackles (one solo) vs. L.V. (10/17).

2020: Kiser started all nine regular-season games played, recording 77 tackles (44 solo), three passes defended and one forced fumble... Saw action in two postseason contests, collecting one fumble recovery... Nabbed seven tackles (6 solo) and a career-high two passes defended vs. Dal. (9/13)... Totaled a career-high 15 tackles (10 solo), one forced fumble and one pass defended at Phi. (9/20)... Had six tackles (5 solo) vs. NYG (10/4)... Recorded 13 tackles (7 solo) at S.F. (10/18)... Registered eight tackles (3 solo) vs. Chi. (10/26)... Racked up 12 tackles (10 solo) vs. Sea. (11/15)... Added six tackles (2 solo) at T.B. (11/23)... Recovered a fumble in the Rams' Wild Card Game at Sea. (1/9).

2019: Kiser missed the entire 2019 campaign after being placed on injured reserve on Aug. 31.

2018: Kiser, who selected by the Rams in the fifth round (174th overall) of the 2018 NFL Draft, appeared in all 16 games as a rookie, posting four special-teams tackles... Saw action in all three Rams postseason contests, recording three special-teams tackles... Had one special-teams tackle on four occasions... Posted a special-teams stop in each of the Rams first two postseason games, including a career-high two special-teams tackles in the NFC Championship Game at N.O. (1/20).

COLLEGE: Kiser appeared in 49 career games over four seasons (2014-17) at UVA, recording 411 tackles (188 solo), 19 sacks (125 yds.), one interception (7 yds.) 13 passes defended, eight forced fumbles and six fumble recoveries... Finished his collegiate career ranked No. 5 all time at Virginia in tackles (411), and became just the second player in ACC history to lead the league in tackles in three consecutive seasons (2015-17)... Posted 145 tackles (50 solo), five sacks (36 yds.), four passes defended and two fumble recoveries in his final collegiate campaign in 2017... Recorded 134 tackles (65 solo), 6.5 sacks (41 yds.), one interception (7 yds.), seven passes defended, five forced fumbles and two fumble recoveries in 12 games played in 2016... Played 12 games in 2015, nabbing 117 tackles (64 solo), 7.5 sacks (48 yds.) two passes defended, three forced fumbles and two fumble recoveries... Added 15 tackles (9 solo) in 12 games played as a freshman in 2014.

PERSONAL: Kiser prepped at Gilman School in Baltimore, where he was a three-year letterwinner and a three-time All-Maryland Interscholastic Athletic Association Conference honoree at linebacker and tight end... Named to the Maryland Consensus All-State first-team defended on two occasions, and was a two-time All-Metro first-team selection... Named the 2012 All-Metro Defensive Player of the Year and the *Baltimore Sun's* Defensive Co-Player of the Year... Micah Kiser was born on Jan. 25, 1995, in Baltimore.

KISER'S REGULAR SEASON RECORD

| Year | Club | G | S | UT | A | TT | S-Yds. | I-Yds. | PD | FF | FR | TD-Int. | TD-FR | S | Pts. |
|----------------------|-----------|-----------------|-----------|-----------|-----------|-----------|------------|------------|----------|----------|----------|------------|------------|----------|----------|
| 2018 | L.A. Rams | 16 | 0 | 0 | 0 | 0 | 0-0 | 0-0 | 0 | 0 | 0 | 0-0 | 0-0 | 0 | 0 |
| 2019 | L.A. Rams | INJURED RESERVE | | | | | | | | | | | | | |
| 2020 | L.A. Rams | 9 | 9 | 44 | 33 | 77 | 0-0 | 0-0 | 3 | 1 | 0 | 0-0 | 0-0 | 0 | 0 |
| 2021 | LAR/Den. | 9 | 1 | 2 | 3 | 5 | 0-0 | 0-0 | 0 | 0 | 0 | 0-0 | 0-0 | 0 | 0 |
| CAREER TOTALS | | 34 | 10 | 46 | 36 | 82 | 0-0 | 0-0 | 3 | 1 | 0 | 0-0 | 0-0 | 0 | 0 |

ADDITIONAL STATISTICS: *Special-teams tackles* — 2018 (4), 2021 (2), **TOTAL (6).**

KISER'S POSTSEASON RECORD

| Year | Club | G | S | UT | A | TT | S-Yds. | I-Yds. | PD | FF | FR | TD-Int. | TD-FR | S | Pts. |
|----------------------|-----------|----------|----------|----------|----------|----------|------------|------------|----------|----------|----------|------------|------------|----------|----------|
| 2018 | L.A. Rams | 3 | 0 | 0 | 0 | 0 | 0-0 | 0-0 | 0 | 0 | 0 | 0-0 | 0-0 | 0 | 0 |
| 2020 | L.A. Rams | 2 | 0 | 0 | 0 | 0 | 0-0 | 0-0 | 0 | 0 | 1 | 0-0 | 0-0 | 0 | 0 |
| CAREER TOTALS | | 5 | 0 | 0 | 0 | 0 | 0-0 | 0-0 | 0 | 0 | 1 | 0-0 | 0-0 | 0 | 0 |

ADDITIONAL STATISTICS: *Special-teams tackles* — 2018 (3), **TOTAL (3).**

KISER'S SINGLE-GAME HIGHS


(Postseason in parentheses)

Tackles — 15, at Philadelphia, 9/20/20 (none). **Passes Defended** — 2, vs. Dallas, 9/13/20 (none). **Forced Fumbles** — None (1, at Seattle, 1/9/21). **Special-teams tackles** — 1, 5x, last vs. Baltimore, 10/3/21 (2, at New Orleans, 1/20/19).

MICAH KISER'S 2021 GAME-BY-GAME

(Victories asterisked)

| 2021 LAR (2-0) / DEN (7-8) | | TACKLES | | | | | | | | | | | | | | |
|--------------------------------------------------------|------------------|---------|------------|----------|----------|----------|------------|------------|----------|----------|----------|--|--|--|--|--|
| Date | Opponent | P/S | UT | A | TT | S-Yds. | I-Yds. | PD | FF | FR | | | | | | |
| Sept 19 | at Indianapolis* | P | 0 | 0 | 0 | 0-0 | 0-0 | 0 | 0 | 0 | | | | | | |
| SIGNED BY DENVER FROM RAMS' PRACTICE SQUAD ON SEPT. 21 | | | | | | | | | | | | | | | | |
| Sept 26 | vs. N.Y. Jets* | P | 0 | 0 | 0 | 0-0 | 0-0 | 0 | 0 | 0 | | | | | | |
| Oct 3 | vs. Baltimore | P | 0 | 0 | 0 | 0-0 | 0-0 | 0 | 0 | 0 | | | | | | |
| Oct 10 | at Pittsburgh | P | 0 | 0 | 0 | 0-0 | 0-0 | 0 | 0 | 0 | | | | | | |
| Oct 17 | vs. Las Vegas | P | 1 | 2 | 3 | 0-0 | 0-0 | 0 | 0 | 0 | | | | | | |
| Oct 21 | vs. Cleveland | S | 1 | 1 | 2 | 0-0 | 0-0 | 0 | 0 | 0 | | | | | | |
| Games 7-12 INJURED RESERVE | | | | | | | | | | | | | | | | |
| Dec 12 | vs. Detroit | P | 0 | 0 | 0 | 0-0 | 0-0 | 0 | 0 | 0 | | | | | | |
| Dec 19 | vs. Cincinnati | P | 0 | 0 | 0 | 0-0 | 0-0 | 0 | 0 | 0 | | | | | | |
| Dec 26 | at Las Vegas | P | 0 | 0 | 0 | 0-0 | 0-0 | 0 | 0 | 0 | | | | | | |
| Season Totals | | | 9/1 | 2 | 3 | 5 | 0-0 | 0-0 | 0 | 0 | 0 | | | | | |



DREW LOCK

3

QUARTERBACK

6-4 • 228 • 3RD YR. • MISSOURI**BORN:** Nov. 10, 1996, in Columbia, Mo.**HIGH SCHOOL:** Lee's Summit (Mo.) High School**ACQUIRED:** Draft #2 (42nd overall), 2019**NFL YEAR:** 3rd • **YEAR WITH BRONCOS:** 3rd**NFL GAMES PLAYED/STARTED:** 22/19

LOCK AT A GLANCE:

- A third-year quarterback from the University of Missouri who has started 19-of-22 games played with Denver (2019-21).
- Completed 391-of-661 pass attempts (59.2%) for 4,333 yards with 24 touchdowns and 20 interceptions (78.2 rtg.), and totaled 240 rushing yards on 65 attempts (3.7 avg.) with three rushing scores during his career.
- Started all 13 games played with Denver in 2020, completing 254-of-443 passes (57.3%) for 2,933 yards with 16 touchdowns and 15 interceptions (75.4 rtg.) to go with 44 rushes for 160 yards (3.6 avg.) and three scores.
- Opened Denver's final five games in 2019 after spending the first 11 games of the season on injured reserve.
- Finished his rookie season with a 4-1 record to match John Elway for the most wins by a rookie quarterback in team history.
- Completed 100-of-156 passes (64.1%) for 1,020 yards with seven touchdowns and three interceptions (89.7 rtg.) during his rookie campaign.
- Threw for the second-most passing yards (12,193) and third-most touchdowns (99) in Southeastern Conference history during his four-year career at Missouri.
- Started 46-of-50 games during his collegiate career, completing 883-of-1,553 passes (56.9%) for 12,193 yards with 99 touchdowns and 39 interceptions (138.8 rtg.) in addition to rushing for 437 yards and nine scores.
- Ended his career at Mizzou ranked second in career passing yards and touchdowns, while setting 10 of the top-25 single-game passing yardage marks in school history.
- Selected by the Broncos in the second round (42nd overall) of the 2019 NFL Draft.

CAREER TRANSACTIONS: Signed by Denver as a draft choice 7/18/19.

2021: Lock completed 12-of-21 passes for 113 yards with zero touchdowns and one interception (52.3 rtg.) in relief of QB Teddy Bridgewater vs. Bal. (10/3)... Entered the game for an injured QB Teddy Bridgewater, completing four of seven passes for 26 yards (6.7 avg.), and an INT vs. LAC (11/28)... Started his first game of the season, completing 15-of-22 passes for 153 yards (87.9 rtg.) at L.V. (12/26).

2020: Lock started all 13 games played for the Broncos in 2020, totaling 2,933 yards on 254-of-443 passes (57.3%) with 16 touchdowns and 15 interceptions (75.4 rtg.)... Ran for 160 yards and three scores on 44 rushes (3.6 avg.)... Completed 22-of-33 passes (66.7%) for 216 yards (95.0 rtg.) in the season opener vs. Ten. (9/14)... Recorded his first career rushing touchdown (2 yds.) vs. K.C. (10/25)... Completed 26-of-41 passes (63.4%) for 248 yards and posted three passing touchdowns (94.4 rtg.), including a game-winning one-yard score on the final play of the game vs. LAC (11/1)... Posted his second career 300-yard passing game, threw for 313 yards on 25-of-48 passing (52.1%), collected his second career rushing touchdown on a 10-yard scramble, rushed seven total times for 47 yards (6.7 avg.), had a career-long 16-yard rush and added two passing touchdowns and one interception (77.9 rtg.) at Atl. (11/8)... Completed 21-of-27 passes (77.8%) for 280 yards, tallied the third-highest passer rating for a single game in Broncos history and set career highs in touchdown passes (4) and passer rating (149.5) at Car. (12/13)... Recorded his third career rushing score on a one-yard run at LAC (12/27)... Completed 25-of-41 passes (61.0%), notched his third career 300-yard passing effort, set career highs in passing yards (339) and longest pass (92-yard TD) and posted his third game of the season—fourth of his career—with a quarterback rating of 100 or more (103.6) in the season finale vs. L.V. (1/3).

2019: Selected by Denver in the second round (42nd overall) of the 2019 NFL Draft, Lock finished his rookie year with a 4-1 record to match John Elway for the most wins by a rookie quarterback in team history... Matched Trevor Siemian and Norris Weese for the best record amongst Broncos quarterbacks making their first five starts with the team... Completed 100-of-156 passes (64.1%) for 1,020 yards with seven touchdowns and three interceptions (89.7 rtg.)... Spent Games 1-11 on injured reserve with a thumb injury sustained during the preseason... Completed 18-of-28 passes (64.3%) for 134 yards (4.8 avg.) with two touchdowns and one

LOCK'S BREAKOUT ROOKIE SEASON

MOST WINS BY A BRONCOS ROOKIE QUARTERBACK

| Player | Year | W | L | T | Pct. |
|-----------------|------|---|---|---|------|
| 1. Drew Lock | 2019 | 4 | 1 | 0 | .800 |
| 2. John Elway | 1983 | 4 | 6 | 0 | .400 |
| 3. Max Choboian | 1966 | 3 | 4 | 0 | .429 |
| 4. Jay Cutler | 2006 | 2 | 3 | 0 | .400 |

ROOKIE QUARTERBACKS TO WIN AT LEAST FOUR GAMES IN FIRST FIVE STARTS, SINCE 1999

| Player (Team) | Year | W | L | T | Pct. |
|---------------------------|------|---|---|---|-------|
| 1. Marc Bulger (STL) | 2002 | 5 | 0 | 0 | 1.000 |
| Ben Roethlisberger (Pit.) | 2004 | 5 | 0 | 0 | 1.000 |
| 3. Drew Lock (Den.) | 2019 | 4 | 1 | 0 | .800 |
| Lamar Jackson (Bal.) | 2018 | 4 | 1 | 0 | .800 |
| Dak Prescott (Dal.) | 2016 | 4 | 1 | 0 | .800 |
| Trent Edwards (Buf.) | 2007 | 4 | 1 | 0 | .800 |
| Shaun King (T.B.) | 1999 | 4 | 1 | 0 | .800 |

interception, while rushing three times for 15 yards (5.0 avg.) in his NFL debut vs. LAC (12/1)... Completed 22-of-27 passes (81.5%) for 309 yards (11.4 avg) with three touchdowns and one interception (136.0 rtg.), while rushing three times for 15 yards (5.0 avg.) at Hou. (12/8)... Became the first NFL rookie in the Super Bowl era to pass for 300 yards and three touchdowns in his first career road start, earning NFL Rookie of the Week honors... Completed 18-of-40 passes (45.0%) for 208 yards at K.C. (12/15)... Completed 25-of-33 passes (75.8%) for 192 yards (5.8 avg.) with one touchdown (99.6 rtg.) vs. Det. (12/22)... Threw for 177 yards on 17-of-28 passing (60.7%) with one touchdown vs. Oak. (12/29).

COLLEGE: Lock finished his senior season with career-best marks in completion percentage (62.9), interceptions (8), completions (275), rushing yards (175) and rushing touchdowns (6)... Accounted for 34 total touchdowns (28 passing, 6 rushing)... Did not throw an interception in six of his final seven games as a Tiger and had just two interceptions on his final 214 pass attempts on the season... Led the NCAA (FBS) and set the Southeastern Conference and Missouri records for passing touchdowns (44) while helping the Tigers reach a bowl game after starting the season 1-5... Finished the campaign with 242-of-419 passing (57.8%) for 3,964 yards with 44 touchdowns and 13 interceptions (165.7 rtg.)... Registered a 26-5 TD-to-INT ratio during Missouri's six-game win streak while averaging 328.7 yards per game passing in those contests... Chosen first-team All-SEC for the first time in his career... Started all 12 games and led the SEC in passing yards (3,399) on 237-of-434 passing (54.6%) with 23 touchdowns and 10 interceptions (133.3 rtg.)... Added 123 yards rushing and one score... Ranked second in the SEC in completions per game (19.8) and third in total offense (293.5 ypg)... Took over as Mizzou's starting quarterback over the final eight games while playing in all 12 games as a true freshman... Completed 129-of-263 passes (49.0%) for 1,332 yards with four touchdowns and eight interceptions... Was the first Mizzou true freshman to start at quarterback since 1995.

PERSONAL: Lock threw for 63 touchdowns and 12 interceptions between his junior and senior seasons at Lee's Summit (Mo.) High School... Chosen as the *Kansas City Star* All-Metro Player of the Year after throwing for 2,731 yards and 28 touchdowns as a senior... Held numerous Division-1 basketball scholarship offers... Drew Lock was born on Nov. 10, 1996, in Columbia, Mo.

LOCK'S CAREER GAME-WINNING DRIVES IN 4TH QTR. OR OVERTIME (3)

| Date | Opponent | Down/Tied | Won | Game-Winning Play | Time Left | Drive/T.O.P. | Lock Drive Stats |
|----------|-------------------|-----------|-------|---------------------|-----------|--------------|------------------|
| 12/1/19 | vs. L.A. Chargers | 20-20 | 23-20 | McManus 53 FG | 0:14 | 1-37/0:14 | 0-1-0 |
| 12/22/19 | vs. Detroit | 13-17 | 27-17 | 3t pass to Hamilton | 13:13 | 11-75/1:52 | 4-5-34 |
| 11/1/20 | vs. L.A. Chargers | 24-30 | 31-30 | 1t pass to Hamler | 0:00 | 14-81/2:30 | 5-8-20 |

LOCK'S REGULAR SEASON RECORD

| | | PASSING | | | | | | | | | | | | | |
|----------------------|--------|-----------|------------|------------|------------|-------------|-------------|------------|-----------|------------|-----------|------------|------------|---------------|-------------|
| Year | Club | G | S | Att. | Comp. | Pct. | Yds. | Yds./Att. | TD | % | Int. | % | LG | Sack/Yds. | Rtg. |
| 2019 | Denver | 5 | 5 | 156 | 100 | 64.1 | 1,020 | 6.5 | 7 | 4.5 | 3 | 1.9 | 48 | 5/26 | 89.7 |
| 2020 | Denver | 13 | 13 | 443 | 254 | 57.3 | 2,933 | 6.6 | 16 | 3.6 | 15 | 3.4 | 92t | 19/123 | 75.4 |
| 2021 | Denver | 4 | 1 | 62 | 37 | 59.7 | 380 | 6.1 | 1 | 1.6 | 2 | 3.2 | 40 | 7/37 | 69.3 |
| CAREER TOTALS | | 22 | 19 | 661 | 391 | 59.2 | 4333 | 6.6 | 24 | 3.6 | 20 | 3.0 | 92t | 31/186 | 78.2 |
| | | RUSHING | | | | | | | | | | SCORING | | | |
| Year | Club | Att. | Yds. | Avg. | LG | TD | TD | TDr | Tdp | TDrT | 2pt | Pts. | | | |
| 2019 | Denver | 18 | 72 | 4.0 | 12 | 0 | 7 | 0 | 7 | 0 | 0 | 42 | | | |
| 2020 | Denver | 44 | 160 | 3.6 | 16 | 3 | 19 | 3 | 16 | 0 | 0 | 114 | | | |
| 2021 | Denver | 3 | 8 | 2.7 | 5 | 0 | 0 | 0 | 0 | 0 | 0 | 0 | | | |
| CAREER TOTALS | | 65 | 240 | 3.7 | 16 | 3 | 26 | 3 | 23 | 0 | 0 | 156 | | | |

ADDITIONAL STATISTICS: Miscellaneous tackles — 2020 (1), 2021 (1), TOTAL (2). Miscellaneous FR — 2020 (5), TOTAL (5).

LOCK'S SINGLE-GAME HIGHS


(Postseason in parentheses)

Pass attempts — 48, at Atlanta, 11/8/20 (none). **Pass completions** — 26, vs. L.A. Chargers, 11/1/20 (none). **Passing yards** — 339, vs. Las Vegas, 1/3/21 (none). **Longest pass completion** — 92t, vs. Las Vegas, 1/3/21 (none). **Touchdown passes** — 4, at Carolina, 12/13/20 (none). **Total Touchdowns** — 4, at Carolina, 12/13/20 (none). **Passer rating (min. 10 attempts)** — 149.5, at Carolina, 12/13/20 (none). **Rushing attempts** — 7, at Atlanta, 11/8/20 (none). **Rushing yards** — 47, at Atlanta, 11/8/20 (none). **Longest rush** — 16, at Atlanta, 11/8/20 (none). **Rushing touchdowns** — 1, 3x, last at L.A. Chargers, 12/27/20 (none).

DREW LOCK'S 2021 GAME-BY-GAME

(Victories asterisked)

| 2021 DENVER (7-8) | | PASSING | | | | | | | RUSHING | | | | | | |
|----------------------|------------|-----------|-----------|------------|-------------|----------|----------|-----------|-------------|-------------|----------|----------|------------|----------|----------|
| Opponent | P/S | Att. | Comp. | Yds. | Pct. | TD | INT | LG | S/Yds. | Rtg. | Att. | Yds. | Avg. | LG | TD |
| Games 1-3 | | | | | | | | | | | | | | | |
| vs. Baltimore | P | 21 | 12 | 113 | 57.1 | 0 | 1 | 32 | 3/15 | 52.3 | 0 | 0 | — | — | 0 |
| Games 5-8 | | | | | | | | | | | | | | | |
| Games 9-10 | | | | | | | | | | | | | | | |
| vs. L.A. Chargers* | P | 7 | 4 | 26 | 57.1 | 0 | 1 | 12 | 1/0 | 25.6 | 0 | 0 | — | — | 0 |
| Games 12-13 | | | | | | | | | | | | | | | |
| vs. Cincinnati | P | 12 | 6 | 88 | 50.0 | 1 | 0 | 25t | 1/9 | 33.3 | 1 | -2 | -2.0 | -2 | 0 |
| at Las Vegas | S | 22 | 15 | 153 | 68.2 | 0 | 0 | 40 | 2/13 | 87.9 | 2 | 10 | 5.0 | 5 | 0 |
| Season Totals | 4/1 | 62 | 37 | 380 | 59.7 | 1 | 2 | 40 | 7/37 | 69.3 | 3 | 8 | 2.7 | 5 | 0 |



P.J. LOCKE III

37

SAFETY



5-10 • 202 • 2ND YR. • TEXAS

BORN: Feb. 12, 1997, in Beaumont, Texas

HIGH SCHOOL: Central High School, Beaumont, Texas

ACQUIRED: Practice Squad Signee, 2019

NFL YEAR: 2nd • **YEAR WITH BRONCOS:** 2nd

NFL GAMES PLAYED/STARTED: 29/0

LOCKE III AT A GLANCE:

- A second-year safety who has appeared in 29 career regular-season games for the Broncos from 2020-21.
- Tallied one solo tackle and two special-teams stops in 15 games played with Denver in 2020.
- Spent two weeks on the Broncos' practice squad in 2019 after competing with Pittsburgh during training camp.
- Appeared in 47 games (31 starts) at the University of Texas (2015-18), totaling 163 tackles (116 solo), 1.5 sacks (7 yds.), three interceptions (24 yds.), 15 passes defended, four forced fumbles and one fumble recovery.
- Earned honorable mention All-Big 12 honors as a senior after finishing the season third on the team with 77 tackles (57 solo).
- Attended Central High School in Beaumont, Texas, where he was all-state and a two-time all-district honoree.
- Signed by Denver to the practice squad on Dec. 17, 2019
- Originally entered the NFL as a college free-agent signee of Pittsburgh on April 29, 2019.

CAREER TRANSACTIONS: Signed by Pittsburgh as a college free agent 4/29/19; Waived by Pittsburgh 8/31/19; Signed by Denver (practice squad) 12/17/19; Signed by Denver (active roster) 12/31/19; Waived by Denver 9/5/20; Signed by Denver (practice squad) 9/6/20; Signed by Denver (active roster) 9/14/20; Signed by Denver (practice squad) 9/15/20; Signed by Denver (active roster) 9/24/20.



2020: Locke appeared in 15 games, finishing the season with a defensive stop and two special-teams tackles... Made his NFL and Broncos debut in vs. Ten. (9/14)... Collected first career tackle vs. T.B. (9/27)... Tallied a special-teams tackle vs. LAC (11/1)... Garnered a special-teams stop at Car. (12/13).

2019: Locke, who was signed by Denver on Dec. 17, spent two weeks on the Broncos' practice squad after competing with Pittsburgh in training camp.

COLLEGE: Locke played four seasons at the University of Texas (2015-18), recording 163 tackles (116 solo), 1.5 sacks (7 yds.), three interceptions (24 yds.), 15 passes defended, four forced fumbles and one fumble recovery in 47 games (31 starts)... Named honorable mention All-Big 12 as a senior after finishing the season third on the team with 77 tackles (57 solo)... Selected as a team captain prior to his junior campaign.

PERSONAL: Locke attended Central High School in Beaumont, Texas, where he was an all-state and two-time all-district honoree... Selected as a finalist for the 2014 Defensive Willie Ray Smith Award, honoring the top high school player in the Beaumont area... Chosen first-team 5A All-State by the Texas Sports Writers Association and second-team by the *Associated Press* in 2014... Father, James A. Locke Jr., played defensive back for Oklahoma State... P.J. Locke III was born on Feb. 12, 1997, in Beaumont, Texas.

LOCKE III'S REGULAR SEASON RECORD

| Year | Club | G | S | UT | A | TT | S-Yds. | I-Yds. | PD | FF | FR | TD-Int. | TD-FR | S | Pts. |
|----------------------|--------|-----------|----------|----------|----------|----------|------------|------------|----------|----------|----------|----------|----------|----------|----------|
| 2020 | Denver | 15 | 0 | 1 | 0 | 1 | 0-0 | 0-0 | 0 | 0 | 0 | 0 | 0 | 0 | 0 |
| 2021 | Denver | 14 | 0 | 0 | 0 | 0 | 0-0 | 0-0 | 0 | 0 | 0 | 0 | 0 | 0 | 0 |
| CAREER TOTALS | | 29 | 0 | 1 | 0 | 1 | 0-0 | 0-0 | 0 | 0 | 0 | 0 | 0 | 0 | 0 |

ADDITIONAL STATISTICS: Special-teams tackles — 2020 (2), 2021 (3), TOTAL (5).

P.J. LOCKE III'S 2021 GAME-BY-GAME

(Victories asterisked)

| 2021 DENVER (7-8) | | TACKLES | | | | | | | | |
|----------------------|--------------------|---------|-------------|------------------|----------|----------|------------|------------|----------|----------|
| Date | Opponent | P/S | UT | A | TT | S-Yds. | I-Yds. | PD | FF | FR |
| Sept 12 | at N.Y. Giants* | P | 0 | 0 | 0 | 0-0 | 0-0 | 0 | 0 | 0 |
| Sept 19 | at Jacksonville* | P | 0 | 0 | 0 | 0-0 | 0-0 | 0 | 0 | 0 |
| Sept 26 | vs. N.Y. Jets* | P | 0 | 0 | 0 | 0-0 | 0-0 | 0 | 0 | 0 |
| Oct 3 | vs. Baltimore | P | 0 | 0 | 0 | 0-0 | 0-0 | 0 | 0 | 0 |
| Oct 10 | at Pittsburgh | P | 0 | 0 | 0 | 0-0 | 0-0 | 0 | 0 | 0 |
| Oct 17 | vs. Las Vegas | P | 0 | 0 | 0 | 0-0 | 0-0 | 0 | 0 | 0 |
| Oct 21 | at Cleveland | P | 0 | 0 | 0 | 0-0 | 0-0 | 0 | 0 | 0 |
| Oct 31 | vs. Washington* | P | 0 | 0 | 0 | 0-0 | 0-0 | 0 | 0 | 0 |
| Nov 7 | at Dallas* | P | 0 | 0 | 0 | 0-0 | 0-0 | 0 | 0 | 0 |
| Nov 14 | vs. Philadelphia | P | 0 | 0 | 0 | 0-0 | 0-0 | 0 | 0 | 0 |
| Nov 28 | vs. L.A. Chargers* | P | 0 | 0 | 0 | 0-0 | 0-0 | 0 | 0 | 0 |
| Dec 5 | at Kansas City | P | 0 | 0 | 0 | 0-0 | 0-0 | 0 | 0 | 0 |
| Game 14 | | | | RESERVE/COVID-19 | | | | | | |
| Dec. 19 | vs. Cincinnati | P | 0 | 0 | 0 | 0-0 | 0-0 | 0 | 0 | 0 |
| Dec 26 | at Las Vegas | P | 0 | 0 | 0 | 0-0 | 0-0 | 0 | 0 | 0 |
| Season Totals | | | 14/0 | 0 | 0 | 0 | 0-0 | 0-0 | 0 | 0 |

**SAM MARTIN****6****PUNTER****6-1 • 211 • 9TH YR. • APPALACHIAN STATE****BORN:** Feb. 27, 1990, in Fayetteville, Ga.**HIGH SCHOOL:** Starr's Mill (Ga.) High School**ACQUIRED:** Unrestricted Free Agent (Detroit), 2020**NFL YEAR:** 9th • **YEAR WITH BRONCOS:** 2nd**NFL GAMES PLAYED/STARTED:** 137/0 • **POSTSEASON GP/GS:** 2/0**MARTIN AT A GLANCE:**

- A ninth-year player who has appeared in 137 career games with Detroit (2013-19) and Denver (2020-21), punting 599 times for 27,601 yards (46.1 avg./41.1 net) with 45 touchbacks and 219 punts inside the 20-yard line.
- Played all 16 games with the Broncos in 2020, punting 65 times for 3,040 yards 46.8 avg. / 41.4 net) and four touchbacks with 19 punts inside the 20-yard line.
- Handled kickoff duties with the Lions, and he is one of two punters with at least 450 kickoffs in the last eight seasons (469 kickoffs for 30,421 yards and 259 touchbacks).
- Played all 16 games for Detroit in 2019, punting 76 times for 3,445 yards (45.3 avg. / 41.8 net) and seven touchbacks with 31 punts inside the 20-yard line.
- Set career highs in 2016 in both gross average (48.5) and net average (44.2) on 62 punts, ranking second and third in the league, respectively, in those categories.
- Punted 226 times for 9,397 yards (41.6 avg.) and was named Southern Conference Special Teams Player of the Week seven times at Appalachian State University.
- Became only the second specialist in school history to be selected in the NFL Draft (P Harold Alexander, Atl. - 1993).
- Joined the Broncos as an unrestricted free agent on March 24, 2020.
- Selected by the Lions in the fifth round (165th overall) of the 2013 NFL Draft.

CAREER TRANSACTIONS: Signed by Detroit as a draft choice 5/10/13; Signed by Denver 3/24/20.

2021: Martin set career highs in punts (10) and yards (491), had a season-long 68-yard punt, and compiled four punts inside the 20-yard line vs. Bal. (10/3)... Punted four times for 202 yards, setting season-highs in average (50.5) and net average (47.3) at Cle. (10/21)... Placed each of his punts inside the 20-yard line for the third time this season, collecting three punts for 135 yards (45.0 avg. / 41.0 net avg.) vs. Was. (10/31)... Set season highs in punting average (53.0) and net punting average (50.8), punting four times for 212 yards vs. Phi. (11/14).

2020: Martin punted 65 times for 3,040 yards (46.8 avg. / 41.4 net) with four touchbacks and 19 punts inside the 20-yard line in 16 games played with the Broncos... Martin punted five times for a 46.4 average with three punts placed inside the 20 in his Broncos debut vs. Ten. (9/14)... His performance marked the first time in four seasons that a Broncos punter averaged at least 46 yards per kick while placing at least three inside the 20-yard line... Punted six times vs. LAC (11/1) for 325 yards and set season highs in net average (54.2), touchbacks (2) and longest punt (69)... Placed a season-high four punts inside the 20-yard line at Atl. (11/8)... Collected 50.0-yard net average for the fourth time in his career vs. Mia. (11/22) after punting three times for 156 yards (52.0 avg.).

2019: Martin punted 76 times for 3,445 yards (45.3 avg. / 41.8 net) with 31 punts inside the 20-yard line in 16 games played with Detroit... Punted eight times for 314 yards (39.3 avg. / 37.0 net) with four punts inside the 20-yard line at Ari. (9/8)... Collected 131 yards on three punts (43.7 avg. / 42.7 net) and made one special teams tackle vs. K.C. (9/29)... Recorded six punts for 243 yards (40.5 avg. / 39.0 net) with four punts inside the 20-yard line at Chi. (11/10)... Punted six times for 269 yards (44.8 avg. / 44.5 net) with four punts inside the 20-yard line vs. Dal. (11/17).

2018: Martin recorded 74 punts for 3,310 yards (44.7 avg. / 39.2 net) with 32 punts inside the 20-yard line in 16 games played... Punted five times for 211 yards (42.2 avg. / 39.4 net) with three punts inside the 20-yard line at S.F. (9/16)... Collected 228 yards on five punts (45.6 avg. / 45.2 net) with four punts inside the 20-yard line vs. G.B. (10/7)... Punted seven times for 317 yards (45.3 avg. / 41.6 net) with four punts inside the 20-yard line at Ari. (12/9)... Recorded 317 yards on seven punts (45.3 avg. / 40.9 net) with three punts inside the 20-yard line at Buf. (12/16).

2017: Martin punted 41 times for 1,779 yards (43.4 avg. / 37.6 net) with 13 punts inside the 20-yard line in 10 games played after spending the first six games of the season on the reserve/non-football injury list... Punted four times for 172 yards (43.0 avg. / 40.0 net) with three punts inside the 20-yard line at Chi. (11/19).

2016: Martin tallied 62 punts for 3,010 yards (48.5 avg. / 44.2 net) with 23 punts inside the 20-yard line in 16 regular season games played... Notched five punts for 232 yards (46.4 avg. / 45.4 net) with two punts inside the 20-yard line in Detroit's one postseason contest... Punted four times for 235 yards (58.5 avg. / 55.5 net) with two punts inside the 20-yard line and recorded seven kickoffs to earn NFC Special Teams Player of the Week honors at Ind. (9/11)... Punted five times for 217 yards (43.4 avg. / 41.6 net) with all five punts falling inside the 20-yard line vs. Ten. (9/18)... Punted six times for 291 yards (48.5 avg. / 48.0 net) with three punts inside the 20-yard line vs. Jac. (11/20)... Punted five times for 232 yards (46.4 avg. / 45.4 net) with two punts inside the 20-yard line in Detroit's NFC Wild Card game at Sea. (1/7).

2015: Martin punted 80 times for 3,679 yards (46.0 avg. / 42.0 net) with 25 punts inside the 20-yard line in 16 games played... Punted five times for 176 yards (35.2 avg. / 35.2 net) with three punts inside the 20-yard line at S.D. (9/13)... Punted eight times for 367 yards (45.9 avg. / 38.1 net) with three punts inside the 20-yard line at Sea. (10/5)... Collected 297 yards on seven punts (42.4 avg. / 41.4 net) with four punts inside the 20-yard line at G.B. (11/15)... Recorded four punts for 184 yards (46.0 avg. / 45.3 net) and eight kickoffs to earn NFC Special Teams Player of the Week honors vs. Phi. (11/26).

2014: Martin punted 68 times for 3,138 yards (46.1 avg. / 40.1 net) with 29 punts inside the 20-yard line in 16 regular season games played... Punted seven times for 330 yards (47.1 avg. / 44.3 net) with four punts inside the 20-yard line... Collected 213 yards on five punts (42.6 avg. / 39.6 net) with four punts inside the 20-yard line vs. N.O. (10/19)... Completed two passes for 27 yards (13.5 avg.) vs. Mia. (11/9)... Punted four times for 142 yards (35.5 avg. / 35.5 net) with one punt inside the 20-yard line in Detroit's NFC Wild Card game at Dal. (1/4).

2013: Selected by the Lions in the fifth round (165th overall) in the 2013 NFL Draft, Martin punted 72 times for 3,399 yards (47.2 avg. / 40.4 net) with 22 punts inside the 20-yard line in 16 games played... Punted six times for 315 yards (52.5 avg. / 40.7 net) and notched six kickoffs to earn NFC Special Teams Player of the Week honors at Was. (9/22). Recorded five punts for 229 yards (45.8 avg. / 47.8 net) with three punts inside the 20-yard line at Cle. (10/13).

COLLEGE: Martin punted 226 times for 9,397 yards (41.6 avg.) during his career to rank third in Appalachian State history... Was named Southern Conference Special Teams Player of the Week seven times... Became only the second specialist in Appalachian State history to be selected in the NFL draft.

PERSONAL: Martin played only one year of high school football and was named all-county at Starr's Mill (Ga.) High School... Was a four-year soccer letterman and earned all-state soccer recognition as a junior... Launched the Sam Martin Foundation in 2016 to help improve the lives of children with mental and physical conditions as well as animal welfare... Sam Martin was born on Feb. 27, 1990 in Fayetteville, Ga.

MARTIN'S REGULAR SEASON RECORD

| Year | Club | G | S | No. | Yds. | Avg. | Net. | TB | In 20 | LG | Blk. |
|----------------------|---------|------------|----------|------------|---------------|-------------|-------------|-----------|------------|-----------|----------|
| 2013 | Detroit | 16 | 0 | 72 | 3,399 | 47.2 | 40.4 | 10 | 22 | 72 | 1 |
| 2014 | Detroit | 16 | 0 | 68 | 3,138 | 46.1 | 40.1 | 5 | 29 | 71 | 0 |
| 2015 | Detroit | 16 | 0 | 80 | 3,679 | 46.0 | 42.0 | 3 | 25 | 66 | 0 |
| 2016 | Detroit | 16 | 0 | 62 | 3,010 | 48.5 | 44.2 | 3 | 23 | 63 | 0 |
| 2017 | Detroit | 10 | 0 | 41 | 1,779 | 43.4 | 37.6 | 6 | 13 | 64 | 0 |
| 2018 | Detroit | 16 | 0 | 74 | 3,310 | 44.7 | 39.2 | 4 | 32 | 61 | 0 |
| 2019 | Detroit | 16 | 0 | 76 | 3,445 | 45.3 | 41.8 | 7 | 31 | 62 | 0 |
| 2020 | Denver | 16 | 0 | 65 | 3,040 | 46.8 | 41.4 | 4 | 19 | 69 | 1 |
| 2021 | Denver | 15 | 0 | 61 | 2,801 | 45.9 | 42.6 | 3 | 25 | 68 | 0 |
| CAREER TOTALS | | 137 | 0 | 599 | 27,601 | 46.1 | 41.1 | 45 | 219 | 72 | 2 |

ADDITIONAL STATISTICS: Kickoffs — 2013 (70 for 4,708 yards), 2014 (74 for 4,814 yards), 2015 (70 for 4,624 yards), 2016 (75 for 4,791 yards), 2017 (50 for 3,242 yards), 2018 (68 for 4,366 yards), 2019 (60 for 3,762 yards), 2020 (2 for 114 yards), TOTAL (469 for 30,421 yards). Special teams tackles — 2013 (1), 2015 (2), 2018 (1), 2019 (1), TOTAL (5). Completed 2 passes for 27 yards (13.5 avg.) vs. Mia. (11/9/14). Miscellaneous fumble recoveries — 2013 (1), 2020 (1), TOTAL (2).

MARTIN'S POSTSEASON RECORD

| Year | Club | G | S | No. | Yds. | Avg. | Net. | TB | In 20 | LG | Blk. |
|----------------------|---------|----------|----------|----------|------------|-------------|-------------|----------|----------|-----------|----------|
| 2014 | Detroit | 1 | 0 | 4 | 142 | 35.5 | 35.5 | 0 | 1 | 48 | 0 |
| 2016 | Detroit | 1 | 0 | 5 | 232 | 46.4 | 45.4 | 0 | 2 | 55 | 0 |
| CAREER TOTALS | | 2 | 0 | 9 | 374 | 41.6 | 41.0 | 0 | 3 | 55 | 0 |

MARTIN'S SINGLE GAME HIGHS

(Postseason in parentheses)

Punts — 10, vs. Baltimore, 10/3/21 (5, at Seattle, 1/7/17). **Punting yards** — 491, vs. Baltimore, 10/3/21 (232, at Seattle, 1/7/17). **Longest punt** — 72, at Washington, 9/22/13 (55, at Seattle, 1/7/17). **Punts inside the 20** — 5, vs. Tennessee, 9/18/16 (2, at Seattle, 1/7/17).

SAM MARTIN'S 2021 GAME-BY-GAME

(Victories asterisked)

| 2021 DENVER (7-8) | | PUNTING | | | | | | | | | | | |
|-------------------|--------------------|---------|------|------|-------|------|------|-------|----|------|-----------|------|------|
| Date | Opponent | P/S | No. | Yds. | Avg. | Net. | TB | In 20 | LG | Blk. | Opp. Ret. | Ret. | Yds. |
| Sept 12 | at N.Y. Giants* | P | 2 | 78 | 39.0 | 38.0 | 0 | 0 | 41 | 0 | 1 | 2 | |
| Sept 19 | at Jacksonville* | P | 4 | 180 | 45.0 | 44.5 | 0 | 4 | 48 | 0 | 1 | 2 | |
| Sept 26 | vs. N.Y. Jets* | P | 3 | 122 | 40.7 | 40.7 | 0 | 1 | 53 | 0 | 0 | 0 | |
| Oct 3 | vs. Baltimore | P | 10 | 491 | 49.1 | 38.7 | 2 | 4 | 68 | 0 | 3 | 64 | |
| Oct 10 | at Pittsburgh | P | 4 | 176 | 44.0 | 44.0 | 0 | 4 | 52 | 0 | 1 | 0 | |
| Oct 17 | vs. Las Vegas | P | 4 | 164 | 41.0 | 39.8 | 0 | 2 | 47 | 0 | 1 | 5 | |
| Oct 21 | at Cleveland | P | 4 | 202 | 50.5 | 47.3 | 0 | 0 | 59 | 0 | 2 | 13 | |
| Oct 31 | vs. Washington* | P | 3 | 135 | 45.0 | 41.0 | 0 | 3 | 48 | 0 | 1 | 12 | |
| Nov 7 | at Dallas* | P | 3 | 94 | 31.3 | 31.3 | 0 | 0 | 51 | 0 | 2 | 0 | |
| Nov 14 | vs. Philadelphia | P | 4 | 212 | 53.0 | 50.8 | 0 | 0 | 60 | 0 | 2 | 9 | |
| Nov 28 | vs. L.A. Chargers* | P | 3 | 125 | 41.7 | 41.7 | 0 | 2 | 43 | 0 | 0 | 0 | |
| Dec 5 | at Kansas City | P | 3 | 160 | 53.3 | 49.0 | 0 | 0 | 56 | 0 | 2 | 13 | |
| Dec 12 | vs. Detroit* | P | 3 | 130 | 43.3 | 44.7 | 0 | 0 | 47 | 0 | 1 | -4 | |
| Dec 19 | vs. Cincinnati | P | 6 | 309 | 51.5 | 44.5 | 1 | 2 | 63 | 0 | 3 | 22 | |
| Dec 26 | at Las Vegas | P | 5 | 223 | 44.6 | 43.4 | 0 | 3 | 56 | 0 | 1 | 6 | |
| Season Totals | | | 15/0 | 61 | 2,801 | 46.1 | 41.1 | 3 | 25 | 68 | 0 | 21 | 144 |

**BOBBY MASSIE****70****TACKLE****6-6 • 325 • 10TH YR. • MISSISSIPPI****BORN:** Aug. 1, 1989, in Lynchburg, Va.**HIGH SCHOOL:** Liberty Christian Academy, Lynchburg, Va.**ACQUIRED:** Free Agent, 2021**NFL YEAR:** 10th • **YEAR WITH BRONCOS:** 1st**NFL GAMES PLAYED/STARTED:** 131/123 • **POSTSEASON GP/GS:** 4/4**MASSIE AT A GLANCE:**

- A 10th-year tackle who has started 123-of-131 regular-season games and four postseason contests with Arizona (2012-15), Chicago (2016-20) and Denver (2021).
- Opened the first eight games of the season for Chicago in 2020 before being placed on injured reserve on Nov. 3 with a knee injury.
- Started all 65 games (64 reg., 1 post) during his five seasons with the Bears, including all 16 contests in 2018.
- Played 54 regular-season games (46 starts) and started three postseason contests with the Cardinals from 2012-15.
- Appeared in 37 games (29 starts) during his three-year collegiate career at Ole Miss.
- Was a two-time All-SEC selection, and finished his career with 239 knockdowns and 29 TD-resulting blocks.
- Selected by the Cardinals in the fourth round (112th overall) of the 2012 NFL Draft.
- Signed by the Broncos as a free agent on May 12, 2021.

CAREER TRANSACTIONS: Signed by Arizona as a draft choice 5/15/12; Signed by Chicago as an unrestricted free agent 3/9/16; Re-signed with Chicago 1/26/19; Signed by Denver as a free agent 5/12/21.



2020: Massie started eight games for the Bears in his fifth season with the team... Surrendered just two sacks and wasn't flagged for a single penalty... Missed the final eight games of the season after being placed on injured reserve on Nov. 3 with a knee injury.

2019: Massie opened 10 games at right tackle... Inactive for Week 3 and Weeks 13-17.

2018: Massie started all 16 games for the third time in his career... Opened the Bears' Wild Card playoff game against Philadelphia... Aided the offensive line in surrendering just 33 sacks, which was tied for the third fewest in the NFC.

2017: Massie opened all 15 games for the Bears at right tackle.

2016: Massie, who signed with Chicago as an unrestricted free agent, started 15 games at right tackle for the Bears... Helped pave the way for rookie RB Jordan Howard to rush for 1,313 yards, the second most in the NFL that season... Was part of an offensive unit that accumulated the third-most passing yards (gross and net) in a single season in franchise history.

2015: Massie opened the final 14 regular-season games and both playoff contests for the Cardinals... Helped the team gain 6,692 yards from scrimmage, which ranked second in the NFL and second in team annals... Was part of an offensive line that surrendered the fourth-fewest sacks in the league (27).

2014: Massie started all 16 games at right tackle for the second time in three seasons and opened Arizona's playoff game against Carolina... Was part of an offensive line that allowed just 28 sacks on the season, which tied for the sixth fewest in the NFL.

2013: Massie saw action in eight games with the Cardinals, seeing time at right tackle and as an eligible extra blocker... Was inactive for the first six games of the season and made his season debut vs. Atlanta (10/27).

2012: Selected by Arizona in the fourth round (117th overall) of the 2012 NFL Draft, Massie started all 16 games during his rookie season... Was the only Cardinals rookie to start all 16 games and was one of six rookie offensive linemen in the NFL to open every contest.

COLLEGE: Massie appeared in 37 games during his collegiate career at Ole Miss, and started the final 29 contests at right tackle... Was a two-time All-SEC selection... Never surrendered a sack while playing on the first unit offensive line, and finished his collegiate career 239 knockdowns and 29 TD-resulting blocks... Attended Hargrave Military Academy in Chatham, Va., where he was rated the top prep player in the nation.

PERSONAL: Massie attended Liberty Christian Academy in Lynchburg, Va., where he was an All-State and All-Virginia Independent first team selection as an offensive tackle and nose guard... Was part of a defensive unit during his senior year that allowed only 117 points while going 13-0 and capturing a league title... Posted 21 tackles, four sacks and one interception as a senior... Bobby Massie was born on Aug. 1, 1989, in Lynchburg, Va.

MASSIE'S REGULAR SEASON RECORD

| Year | Club | G | S |
|----------------------|---------|------------|------------|
| 2012 | Arizona | 16 | 16 |
| 2013 | Arizona | 8 | 0 |
| 2014 | Arizona | 16 | 16 |
| 2015 | Arizona | 14 | 14 |
| 2016 | Chicago | 15 | 15 |
| 2017 | Chicago | 15 | 15 |
| 2018 | Chicago | 16 | 16 |
| 2019 | Chicago | 10 | 10 |
| 2020 | Chicago | 8 | 8 |
| 2021 | Denver | 13 | 13 |
| CAREER TOTALS | | 131 | 123 |

ADDITIONAL STATISTICS: *Miscellaneous tackles* — 2014 (1), 2015 (3), 2016 (1), 2019 (1), 2020 (1), TOTAL (7).
Miscellaneous FR — 2014 (1), 2015 (2), 2017 (2), 2020 (1), TOTAL (6).

MASSIE'S POSTSEASON RECORD

| Year | Club | G | S |
|----------------------|---------|----------|----------|
| 2014 | Arizona | 1 | 1 |
| 2015 | Arizona | 2 | 2 |
| 2018 | Chicago | 1 | 1 |
| CAREER TOTALS | | 4 | 4 |

**BRANDON McMANUS****8****KICKER****6-3 • 201 • 8TH YR. • TEMPLE****BORN:** July 25, 1991, in Philadelphia**HIGH SCHOOL:** North Penn High School, Lansdale, Pa.**ACQUIRED:** Free Agent, 2014**NFL YEAR:** 8th • **YEAR WITH BRONCOS:** 8th**NFL GAMES PLAYED/STARTED:** 125/0 • **POSTSEASON GP/GS:** 4/0**McMANUS AT A GLANCE:**

- A eighth-year kicker who has appeared in 125 regular-season games and four postseason contests with Denver from 2014-21, connecting on 190-of-232 career field goals (81.9%).
- Totaled Denver's second-highest overall (regular season + postseason) field goal percentage, connecting on 201-of-243 attempts (82.9%) during his career.
- Ranks second in team history in 50+ yard field goals (31), regular season field goals (192), and points scored (824) in team annals.
- Made multiple 50+ yard field goals in a single game on seven occasions, tying him for the most in NFL history.
- Accounted for the fifth-most kicking points (857) among active kickers (reg. + postseason) since entering the league in 2014.
- Set a career-high and single-game franchise record for the most made field goals, finishing a perfect 6-for-6 on field goal attempts (45, 44, 27, 52, 20, 54) at N.E. on Oct. 18, 2020.
- Earned AFC Special Teams Player of the Week honors twice in 2020 (Weeks 4 & 6) after his performances against the New York Jets (10/1) and New England Patriots (10/18).
- Made 10 field goals of 50+ yards in 2020, which set a single-season franchise record and tied him for the most NFL.
- Knocked in 29-of-34 attempts (85.3%) and converted 25-of-26 extra points (96.2%) in 2019.
- Hit 20-of-25 field goals (80.0%) in 2018 and converted all 35 extra point attempts.
- Made 24-of-32 field goal attempts (75.0%) and was a perfect 27-for-27 on extra points in 2017.
- Connected on 29-of 34 field goals (85.3%) in 2016 and made 32-of-33 extra point attempts.
- Finished the 2015 season tied for third in team annals with a career-high 30 made field goals, while making 35-of-36 extra point attempts (97.2%).
- Named AFC Special Teams Player of the Month (October, 2015) after converting 10-of-11 field goals, including the first two game-winning kicks of his career.
- Totaled the second-most made field goals all-time in a single postseason (10-for-10) during Denver's Super Bowl 50-winning playoff run.
- Received the 2012 College Football Performance Awards Specialist Trophy as the nation's best overall kicker following his senior year at Temple University.
- Holds Temple career records for points scored (338), field goals made (60) and punting average (45.4).
- Joined the Broncos on Aug. 26, 2014 in a trade with the N.Y. Giants.
- Entered the NFL as a college free agent with Indianapolis on April 30, 2013.

CAREER TRANSACTIONS: Signed by Indianapolis as a college free agent 4/30/13; Waived by Indianapolis 8/25/13; Signed to a future contract by N.Y. Giants on 1/2/14; Traded to Denver 8/26/14; Waived by Denver 11/25/14; Signed by Denver (practice squad) 12/5/14; Signed by Denver (active roster) 12/6/14; Re-signed by Denver 4/18/16; Re-signed by Denver 6/14/17; Re-signed by Denver 9/11/17. Re-signed by Denver 9/11/20.



2021: McManus made 2-of-2 field goals, connected on all three extra points and accounted for nine points at NYG (9/12)... Surpassed K Jim Turner for the second-most points in franchise history (746) after totaling 11 points on 3-of-3 field goals and two extra points at Jac. (9/19)... Accounted for 14 points vs. NYJ (9/26), connecting on 4-of-4 field goals and two extra points... Earned AFC Special Teams Player of the Week after going six-for-six on field goals and five PATs vs. Det. (12/12).

McMANUS AMONG MOST ACCURATE KICKERS IN TEAM HISTORY

BEST OVERALL (REG. SEASON + POSTSEASON) FIELD GOAL PERCENTAGE, BRONCOS HISTORY

| | Player | FGM | FGA | PCT. |
|----|------------------------|------------|------------|-------------|
| 1. | Matt Prater | 150 | 181 | 82.9 |
| | Brandon McManus | 202 | 245 | 82.4 |
| 3. | Jason Elam | 410 | 508 | 80.7 |
| 4. | David Treadwell | 106 | 138 | 76.8 |
| 5. | Rich Karlis | 149 | 211 | 70.6 |

2020: McManus made 28-of-34 field goal attempts (82.4%), while connecting on 24-of-27 extra points (88.9%)... Made his first two field goals of the season at Pit. (9/20), surpassing K Matt Prater for third all time in regular-season made field goals in Broncos history... Kicked a go-ahead 53-yard field goal at NYJ (10/1)... Played in 100th career game at N.E. (10/18), set a career high and single-game franchise record with six made field goals (45, 44, 27, 52, 20, 54) and connected on multiple 50-yard field goals for the sixth time in his career... Earned AFC Special Teams Player of the Week honors for Week 4 and Week 6 after connecting on 3-of-3 field goals (40, 54, 53) and 4-of-4 PATs for 13 points against the Jets and 6-of-6 field goals (45, 44, 27, 52, 20, 54) for 18 points at N.E. (10/18)... Tied K Matt Prater for the third-most total points in franchise history after connecting on 2-of-2 field goals (43, 41) and 3-of-3 PATs for nine points at Atl. (11/8)... Surpassed kicker Matt Prater for the third-most points in franchise history after converting both field goal attempts (50, 33) at L.V. (11/15)... Made his seventh field goal of 50+ yards and nailed a career-long 58-yard field goal vs. N.O. (11/29)... Made 3-of-4 field goal attempts at LAC (12/27), recorded his ninth and 10th field goal of 50+ yards this season and made multiple 50+yard field goals in a single game for the seventh time in his career, tying the NFL record.

2019: Connected on 29-of-34 attempts (85.3%), including 4-of-7 (57.1%) from 50+ yards, and converted 25-of-26 extra points... Made all three field goal attempts (53 LG) vs. Ten. (10/13)... Connected on all three field goal attempts vs. LAC (12/1), had makes from 52 and 53 yards and notched his sixth career game-tying or game-winning field goal in the last two minutes of the fourth quarter or overtime... Became the second Broncos kicker (K Matt Prater vs. Chi., 12/11/11) and sixth NFL kicker all-time to kick multiple 50-yard field goals with five minutes or less remaining in the fourth quarter/overtime of a single game in Week 13 against the Chargers... Moved into a tie for third place in franchise history with 141 made field goals while connecting on 3-of-4 attempts (75%) vs. Oak.

2018: McManus connected on 20-of-25 field goals (80.0%) for Denver and converted all 35 extra point attempts... Made a pair of 50-yard field goals (51, 53) vs. Sea. (9/19), giving him three career games with multiple 50-yard field goals... Posted his fourth-career game-winning kick (36 yds.) with 0:06 remaining vs. Oak. (9/16)... Kicked a 30-yard field goal to give him 100 made field goals for his career at NYJ (10/7), moving him past David Treadwell for fifth on the franchise's all-time field goal list... Kicked his fifth career game-winning field goal (34 yds.) at LAC (11/18).

2017: McManus ended the season 24-of-32 (75.0%) on field goal attempts and a perfect 27-for-27 on extra point attempts... Had four games with three made field goals... Finished the season with three field goals of 50-plus yards... Connected on all six extra point attempts vs. Dal. (9/17)... Made all three field goals (38, 35, 28) at Buf. (9/24)... Nailed a pair of 50-plus yard attempts (52, 53) at Phi. (11/5)... Connected on all three field goal attempts (39, 33, 36) vs. N.E. (11/12).

2016: McManus connected on 29 field goals—three from 50-plus yards—on 34 attempts (85.3%) and made 32-of-33 extra point attempts (97.0%)... Finished 4-of-5 on field goals (23, 43, 33, 35) vs. Ind. (9/18)... Kicked three field goals (35, 46, 45) vs. Atl. (10/9)... Kicked two field goals—including a 55-yard field goal as time expired in the first half—at Oak. (11/6)... Connected on 3-of-4 field goal attempts—including his seventh career 50-yard field goal to give him the third most in team history—and made a special-teams stop at N.O. (11/13)... Surpassed 300 points in his career against N.E. to become the 12th player (sixth fastest) in team history to reach that mark... Kicked a 52-yard field goal in the second quarter—his third 50-yard field goal of the season—in addition to running for six yards on a fake field goal attempt at K.C. (12/25).

2015: McManus tied for third in franchise history with a career-high 30 made field goals (35 attempts), including three game-winning kicks, and added 35 extra points (36 attempts) for 125 total points... Totaled 55 touchbacks on 78 kickoffs for the league's fourth-best percentage (70.5)... Was a perfect 10-for-10 on field goals in Denver's three postseason games to represent the second-most made field goals all-time in a single postseason... Began the season with 13 consecutive field goals, which tied for second in Broncos history to start a season... Was a perfect 4-for-4 (57, 56, 43, 33) vs. Bal. (9/13), becoming the second kicker in NFL history to convert two field goals of 56 yards or longer in the same game... Named AFC Special Teams Player for the Month for October after connecting on 10-of-11 field goals, including the first two game-winning kicks of his career... Kicked the game-winning 37-yard field goal on the first possession of overtime vs. Cin. (12/28)... Tied an NFL postseason record with five made field goals (28, 41, 51, 41, 45) in Denver's AFC Divisional Playoff Game vs. Pit. (1/17)... Tied K Matt Prater with his seventh made field goal of the season (including postseason) from 50-plus yards, and connected on both of his attempts (52, 31) in Denver's AFC Championship Game vs. N.E. (1/24)... Drilled three field goals (34, 33, 30) in Denver's Super Bowl 50 victory vs. Car. (2/7).

2014: McManus, who spent the preseason with the N.Y. Giants before being traded to Denver on Aug. 26, appeared in 15 regular-season games and one playoff contest for the Broncos... Connected on 9-of-13 (.692) field goals and converted all 41 PATs in addition to ranking fourth in the NFL in touchback percentage (70.3 / 64-of-91)... Waived on Nov. 25 before being signed back to the active roster on Dec. 6 to handle kickoff duties for the remainder of the season.

2013: McManus, who entered the NFL with Indianapolis as a college free agent, competed with the Colts during the preseason before being waived on Aug. 26.

COLLEGE: McManus holds Temple University career records for points scored (338), field goals made (60) and attempted (83) and punting average (45.4)... Named the recipient of the 2012 College Football Performance Awards Specialist Trophy as the nation's best overall kicker after converting 14-of-17 field goals and 32-of-33 extra point tries for 74 points... Punted 54 times for 2,433 yards (45.1 avg.), including 15 kicks of 50-plus yards as a senior... Earned All-Big East first-team honors as a punter and was a second-team choice as a kicker.

PERSONAL: McManus was a four-year letter winner as a kicker and punter at North Penn High School in Lansdale, Pa.... Selected to play in the 2009 Big 33 All-Star Game... Named a first-team All-Suburban One Conference selection and a first-team *Times-Herald* All-Area pick as a senior... Scored 229 career points and helped his team win district championships in 2005 and 2008 and conference titles in 2006 and 2008... Majored in biology/pre-med at Temple... Co-founded the Anti Bully Squad to create a permanent solution to bullying through education, advocacy, awareness and prevention.... Received the Broncos Community Ambassador Award for 2019... Brandon Tyler McManus was born on July 25, 1991 in Philadelphia.

McMANUS' REGULAR SEASON RECORD

| Year | Club | G | FIELD GOALS | | | | | | | TOTAL | Pct. | PATs | | Pts. |
|----------------------|--------|------------|-------------|--------------|--------------|--------------|--------------|------------|----------------|-------------|----------------|-------------|------------|------|
| | | | 1-19 | 20-29 | 30-39 | 40-49 | 50-59 | 60+ | Md./Att. | | | Pct. | | |
| 2014 | Denver | 15 | 0/0 | 5/5 | 2/3 | 2/3 | 0/2 | 0/0 | 9/13 | .692 | 41/41 | 1.000 | 68 | |
| 2015 | Denver | 16 | 0/0 | 12/12 | 8/8 | 5/8 | 5/7 | 0/0 | 30/35 | .857 | 35/36 | .972 | 125 | |
| 2016 | Denver | 16 | 0/0 | 9/9 | 10/10 | 7/9 | 3/5 | 0/1 | 29/34 | .853 | 32/33 | .970 | 119 | |
| 2017 | Denver | 16 | 0/0 | 6/8 | 11/12 | 4/6 | 3/5 | 0/1 | 24/32 | .750 | 27/27 | 1.000 | 99 | |
| 2018 | Denver | 16 | 0/0 | 5/5 | 6/6 | 7/7 | 2/6 | 0/1 | 20/25 | .800 | 35/35 | 1.000 | 95 | |
| 2019 | Denver | 16 | 0/0 | 6/6 | 9/9 | 10/12 | 4/6 | 0/1 | 29/34 | .853 | 25/26 | .962 | 112 | |
| 2020 | Denver | 15 | 0/0 | 6/6 | 4/5 | 8/8 | 10/13 | 0/2 | 28/34 | .824 | 24/27 | .889 | 108 | |
| 2021 | Denver | 15 | 0/0 | 6/7 | 5/5 | 8/8 | 4/8 | 0/0 | 21/25 | .840 | 29/30 | .966 | 98 | |
| CAREER TOTALS | | 125 | 0/0 | 55/58 | 55/58 | 51/61 | 31/58 | 0/6 | 192/235 | .812 | 247/254 | .972 | 824 | |

ADDITIONAL STATISTICS: Kickoffs — 2014 (91 for 5,981 yards, 65.7 avg., 64 TBs), 2015 (78 for 5,012 yards, 64.3 avg., 55 TBs), 2016 (75 for 4,776 yards, 63.7 avg., 50 TBs), 2017 (65 for 4,114 yards, 63.3 avg., 45 TBs), 2018 (69 for 4,431 yards, 60.9 avg., 42 TBs), 2019 (72 for 4,634 yards, 64.4 avg., 55 TBs), 2020 (69 for 4,480 yards, 64.9 avg., 54 TBs), 2021 (68 for 4,432 yards, 65.2 avg., 56 TBs) **TOTAL** (587 for 37,860 yds., 64.5 avg., 421 TBs). Punts — 2015 (1 for 41 yards, 41.0 avg., 21.0 net, 1 TB), 2017 (1 for 26 yards, 26.0 avg., 26.0 net, 0 TB), **TOTAL** (2 for 67 yards, 33.5 avg., 23.5 net, 1 TB). Special-Teams tackles — 2015 (1), 2016 (3), 2017 (1), 2018 (1), 2019 (1), 2020 (1), **TOTAL** (8). Carried one time for 6 yards at K.C. (12/25/16).

McMANUS' POSTSEASON RECORD

| Year | Club | G | FIELD GOALS | | | | | | | TOTAL | Pct. | PATs | | Pts. |
|----------------------|--------|----------|-------------|------------|------------|------------|------------|------------|--------------|--------------|------------|--------------|-----------|------|
| | | | 1-19 | 20-29 | 30-39 | 40-49 | 50-59 | 60+ | Md./Att. | | | Pct. | | |
| 2014 | Denver | 1 | 0/0 | 0/0 | 0/0 | 0/0 | 0/0 | 0/0 | 0/0 | .000 | 0/0 | 0.0 | 0 | |
| 2015 | Denver | 3 | 0/0 | 1/1 | 4/4 | 3/3 | 2/2 | 0/0 | 10/10 | 1.000 | 3/3 | 100.0 | 33 | |
| CAREER TOTALS | | 4 | 0/0 | 1/1 | 4/4 | 3/3 | 2/2 | 0/0 | 10/10 | 1.000 | 3/3 | 100.0 | 33 | |

ADDITIONAL STATISTICS: Kickoffs — 2014 (4 for 235 yards, 58.8 avg., 2 TBs), 2015 (17 for 1,102 yards, 64.8 avg., 14 TBs), **TOTAL** (21 for 1,337 yards, 63.7 avg., 16 TBs).

McMANUS' SINGLE GAME HIGHS

(Postseason in parentheses)

Field goals made — 6, at New England, 10/18/20 (5 vs. Pittsburgh, 1/17/16). **Field goals attempted** — 6, twice, last vs. Las Vegas, 1/3/21 (5 vs. Pittsburgh, 1/17/16). **Longest field goal made** — 58 vs. New Orleans, 11/29/20 (52 vs. New England, 1/24/16). **50+yard made** — 2, 7x, last at L.A. Chargers, 12/27/20 (none). **PATs made** — 6, 3x, last at Arizona, 10/18/18 (2 vs. New England, 1/24/16). **Points scored** — 18, at New England, 10/18/20 (15 vs. Pittsburgh, 1/17/16).

McMANUS' GAME-WINNING KICKS (6)

| Date | Opponent | Down/Tied | Distance | Time Left | Drive/T.O.P. |
|----------|-------------------|------------|----------|-----------|--------------|
| 10/4/15 | vs. Minnesota | 20-20, 4th | 39 yards | 1:51, 4th | 9-55/3:20 |
| 10/18/15 | at Cleveland | 23-23, OT | 34 yards | 4:56, OT | 13-72/6:42 |
| 12/28/15 | vs. Cincinnati | 17-17, OT | 37 yards | 10:00, OT | 14-61/5:00 |
| 9/16/18 | vs. Oakland | 19-17, 4th | 36 yards | 0:06, 4th | 10-62/1:52 |
| 11/18/18 | at L.A. Chargers | 22-20, 4th | 34 yards | 0:03, 4th | 7-76/1:51 |
| 12/1/19 | vs. L.A. Chargers | 20-20, 4th | 53 yards | 0:14, 4th | 1-37/0:14 |

BRANDON McMANUS' 2021 GAME-BY-GAME

(Victories asterisked)

| 2021 DENVER (7-8) | | FIELD GOALS | | | | | | | | PATs | | | | |
|----------------------|--------------------|-------------|-------------|------------|------------|------------|------------|------------|------------|--------------|-------------|--------------|-------------|-----------|
| Date | Opponent | P/S | 10-19 | 20-29 | 30-39 | 40-49 | 50-59 | 60+ | TOTAL | Pct. | Md./Att. | Pct. | Pts. | |
| Sept 12 | at N.Y. Giants* | P | 0/0 | 1/1 | 1/1 | 0/0 | 0/0 | 0/0 | 2/2 | 1.000 | 3/3 | 1.000 | 9 | |
| Sept 19 | at Jacksonville* | P | 0/0 | 0/0 | 1/1 | 2/2 | 0/0 | 0/0 | 3/3 | 1.000 | 2/2 | 1.000 | 11 | |
| Sept 26 | vs. N.Y. Jets* | P | 0/0 | 1/1 | 1/1 | 2/2 | 0/0 | 0/0 | 4/4 | 1.000 | 2/2 | 1.000 | 14 | |
| Oct 3 | vs. Baltimore | P | 0/0 | 0/0 | 0/0 | 0/0 | 0/0 | 0/0 | 0/0 | — | 1/1 | 1.000 | 1 | |
| Oct 10 | at Pittsburgh | P | 0/0 | 1/1 | 1/1 | 0/0 | 0/0 | 0/0 | 2/2 | 1.000 | 1/1 | 1.000 | 7 | |
| Oct 17 | vs. Las Vegas | P | 0/0 | 0/0 | 1/1 | 0/0 | 0/0 | 0/0 | 1/1 | 1.000 | 3/3 | 1.000 | 6 | |
| Oct 21 | at Cleveland | P | 0/0 | 0/0 | 0/0 | 0/0 | 0/0 | 0/0 | 0/0 | — | 2/2 | 1.000 | 2 | |
| Oct 31 | vs. Washington* | P | 0/0 | 0/0 | 0/0 | 1/1 | 0/1 | 0/0 | 1/2 | .500 | 2/2 | 1.000 | 5 | |
| Nov 7 | at Dallas* | P | 0/0 | 1/1 | 0/0 | 1/1 | 1/2 | 0/0 | 3/4 | .750 | 1/2 | .500 | 10 | |
| Nov 14 | vs. Philadelphia | P | 0/0 | 2/3 | 0/0 | 0/0 | 0/0 | 0/0 | 2/3 | .667 | 1/1 | .1000 | 7 | |
| Nov 28 | vs. L.A. Chargers* | P | 0/0 | 0/0 | 0/0 | 0/0 | 0/0 | 0/0 | 0/0 | — | 4/4 | .1000 | 4 | |
| Dec 5 | at Kansas City | P | 0/0 | 0/0 | 0/0 | 1/1 | 0/0 | 0/0 | 1/1 | 1.000 | 0/0 | — | 3 | |
| Dec 12 | vs. Detroit* | P | 0/0 | 0/0 | 0/0 | 0/0 | 1/1 | 0/0 | 1/1 | 1.000 | 5/5 | 1.000 | 8 | |
| Dec 19 | vs. Cincinnati | P | 0/0 | 0/0 | 0/0 | 0/0 | 1/2 | 0/0 | 1/2 | .500 | 1/1 | 1.000 | 4 | |
| Dec 26 | at Las Vegas | P | 0/0 | 0/0 | 0/0 | 1/1 | 1/2 | 0/0 | 2/3 | .666 | 1/1 | 1.000 | 7 | |
| Season Totals | | | 15/0 | 0/0 | 6/7 | 5/5 | 8/8 | 4/8 | 0/0 | 23/27 | .852 | 29/30 | .967 | 98 |



QUINN MEINERZ

77

GUARD/CENTER



6-3 • 320 • WISCONSIN-WHITEWATER

BORN: Nov. 15, 1998, in Hartford, Wis.

HIGH SCHOOL: Hartford (Wis.) Union High School

ACQUIRED: Draft #3a (98th overall), 2021

NFL YEAR: 1st • YEAR WITH BRONCOS: 1st

NFL GAMES PLAYED/STARTED: 13/7

MEINERZ AT A GLANCE:

- An interior offensive lineman who appeared in 31 games (29 starts) over three seasons (2017-19) at the University of Wisconsin-Whitewater.
- Became the fifth Division-III player to be selected in the top 100 of an NFL draft.
- Started all 15 games in 2019, helping the Warhawks lead the Wisconsin Intercollegiate Athletic Conference in rushing (195.7 ypg) and first downs (310), while averaging 30.1 points and 376.7 yards per game.
- Earned All-Wisconsin Intercollegiate Athletic Conference, *Associated Press* and American Football Coaches Association first-team honors in 2019.
- Opened all 14 games in 2018, helping an offensive line that led the WIAC in scoring (39.2 ppg), rushing (240.5 ypg) and total offense (435.8 ypg), while ranking in the top 25 in scoring, first downs (260) and passing yards per completion (15.1).
- Played two games during his true freshman season at Wisconsin-Whitewater in 2017, earning WIAC Scholastic Honor Roll honors.
- Prepped at Hartford (Wis.) Union High School, where he competed in football, track & field and wrestling, while earning honorable mention all-state for offensive and defensive linemen.
- Selected by the Broncos in the third round (98th overall) of the 2021 NFL Draft.



2021: Meinerz, who was selected by the Broncos in the third round (98th overall), made his NFL debut in a reserve role vs. NYJ (9/26)... Made first career start and opened the game at left guard vs. Bal. (10/3)... Collected second career start and opened the game at right guard vs. Phi. (11/14).

COLLEGE: Meinerz's 2020 collegiate season was canceled due to the COVID-19 pandemic... Started all 15 games played for Wisconsin-Whitewater in 2019, earning All-Wisconsin Intercollegiate Athletic Conference, *Associated Press* and American Football Coaches Association first-team honors... Helped the Warhawks lead the WIAC in rushing (195.7 ypg) and first downs (310), while averaging 30.1 points and 376.7 yards per game... Aided the team in advancing to Stagg Bowl XLVII, the Division-III national championship game... Won the team's Glen Wills Offensive Lineman Award along with the Most Valuable Player award... Named to WIAC Scholastic Honor Roll... Opened all 14 games for the Warhawks during his sophomore season in 2018... Named first team All-Wisconsin Intercollegiate Athletic Conference and was a National Strength and Conditioning Association All-American for his commitment to strength and conditioning... Helped the team lead the conference in scoring (39.2 ppg), rushing (240.5 ypg) and total offense (435.8 ypg), while ranking in the top 25 in scoring, first downs (260) and passing yards per completion (15.1)... Played two games during his true freshman season in 2017... Named to the WIAC Scholastic Honor Roll.

PERSONAL: Meinerz attended Hartford (Wis.) Union High School, where he was named honorable mention all state for offensive and defensive linemen during his tenure... Competed in football, track & field and wrestling... Participated in the 2021 Senior Bowl... Quinn Meinerz was born on Nov. 15, 1998, in Hartford, Wis.

MEINERZ'S REGULAR SEASON RECORD

| Year | Club | G | S |
|----------------------|--------|-----------|----------|
| 2021 | Denver | 13 | 7 |
| CAREER TOTALS | | 13 | 7 |

**NETANE MUTI****52****GUARD****6-3 • 315 • 2ND YR. • FRESNO STATE****BORN:** March 27, 1999, in Kingdom of Tonga**HIGH SCHOOL:** Leilehua High School, Wahiawa, Oahu, Hawaii**ACQUIRED:** Draft #6 (181st overall), 2020**NFL YEAR:** 2nd • **YEAR WITH BRONCOS:** 2nd**NFL GAMES PLAYED/STARTED:** 17/3**MUTI AT A GLANCE:**

- A second-year guard who has seen action in 17 games (3 starts at RG) with the Broncos from 2020-21.
- Started 17-of-19 games played at Fresno State University while battling injuries throughout his college career.
- Led all prospects at the 2020 NFL Combine with 44 bench press reps.
- Was named a team captain before his final collegiate campaign in 2019, which was cut short after three games.
- Was a member of an offensive line that ranked third in the nation in sacks allowed with 10 sacks during the 2017 season.
- Attended Leilehua High School in Wahiawa, Hawaii on the island of Oahu, where he was a two-way lineman, while also spending time in high school on the marching band.
- Received first-team All-Oahu Interscholastic Association Red honors as a defensive lineman and second-team honors as an offensive lineman.
- Selected by the Broncos in the sixth round (181st overall) of the 2020 NFL Draft.

CAREER TRANSACTIONS: Signed by Denver as a draft choice 7/23/20.

2021: Muti made his first start the season (second of career) at RG at Jac. (9/19)... Made third career start (second this season) at RG vs. Bal. (10/3).

2020: Muti, who was drafted in the sixth round (181st overall) of the 2020 NFL Draft, appeared in four games with the Broncos, making one start at right guard.... Made his NFL debut in Week 9 at Atl. (11/8)... Collected his first career start and started at right guard at Car. (12/13).

COLLEGE: Muti appeared in three games (1 start) with Fresno State in 2019 before suffering a season-ending injury... Started both games played before suffering a season-ending injury as a redshirt sophomore... Started all 14 games played as redshirt freshman, where he was part of an offensive line that held six opponents without a sack over the course of the season.

PERSONAL: Muti was a two-way lineman for Leilehua High School in Wahiawa, Hawaii, playing left tackle, left guard, nose guard and defensive end... Received first-team All-Oahu Interscholastic Association Red honors as a defensive lineman and second-team honors as an offensive lineman... Netane Muti (pronounced: Ne-tani MO-tee) was born on March 27 1999, in Tonga.

MUTI'S REGULAR SEASON RECORD

| Year | Club | G | S |
|----------------------|--------|-----------|----------|
| 2020 | Denver | 4 | 1 |
| 2021 | Denver | 13 | 2 |
| CAREER TOTALS | | 17 | 3 |



MICHAEL OJEMUDIA

13

CORNERBACK



6-1 • 200 • 2ND Yr. • IOWA

BORN: Sept. 12, 1997, in Farmington Hills, Mich.

HIGH SCHOOL: Harrison High School, Farmington Hills, Mich.

ACQUIRED: Draft #3a (77th overall), 2020

NFL YEAR: 2nd • **YEAR WITH BRONCOS:** 2nd

NFL GAMES PLAYED/STARTED: 16/11

OJEMUDIA AT A GLANCE:

- A second-year cornerback who appeared in all 16 games (11 starts) with the Broncos in 2020, recording 62 tackles (55 solo), six passes defended and four forced fumbles.
- Became the first rookie in NFL history to record multiple games with two or more forced fumbles, and was just the third NFL rookie in the last 20 years to force at least four fumbles in a season.
- Recorded 125 tackles (87 solo), six interceptions (50 yds.), 17 passes defended and one fumble recovery in 51 games played (22 starts) in four seasons at the University of Iowa.
- Was selected second-team All-Big Ten Conference as a redshirt senior after recording 52 tackles (41 solo), three interceptions (12 yds.), nine passes defended and one forced fumble.
- Was awarded the Coaches Appreciation Award for defense and was a member of Iowa's Leadership Group his senior year.
- Named to the All-County Dream Team as a senior at Harrison High School in Farmington, Mich., where he was a four-year letterman at linebacker and tight end.
- Helped Harrison to the state semifinals as a team captain his senior year.
- Selected by the Broncos in the third round (77th overall) of the 2020 NFL Draft.

CAREER TRANSACTIONS: Signed by Denver as a draft choice 7/21/20.



2021: Spent the first 12 weeks of the season on Injured Reserve and was activated off IR on 12/11.

2020: Ojemudia, who was selected by the Broncos in the third round (77th overall) of the 2020 NFL Draft, concluded his rookie season with 62 tackles (55 solo), six passes defended and four fumbles... Became the first rookie in NFL history to record multiple games with two or more forced fumbles, and was just the third NFL rookie in the last 20 years to force at least four fumbles in a season... Ojemudia recorded two solo tackles and one pass defended in his NFL debut vs. Ten. (9/14)... Made first start of his career at Pit. (9/20), recording six tackles (5 solo) and one pass defended... Had two tackles and a pass defended at NYJ (10/1)... Forced two fumbles, had a season-high seven tackles (all solo) and added a pass defended at N.E. (10/18)... Posted three tackles (all solo) and a pass defended vs. N.O. (11/29)... Had a season-high-tying seven tackles (6 solo) at K.C. (12/6)... Added five tackles (all solo) and a pass defended at Car. (12/13)... Tied for the team lead in tackles and tied his season high with seven defensive stops (all solo) at LAC (12/27)... Tied his season high in tackles (7) and forced fumbles (2) in the season finale vs. LV (1/3).

COLLEGE: Ojemudia started all 12 games played and finished his redshirt senior season with 52 tackles (41 solo), three interceptions (12 yds.), nine passes defended and one forced fumble... Received second-team All-Big Ten Conference honors... Served on the team's Leadership Group and was awarded the Coaches Appreciation Award for defense... Started seven-of-13 games played in 2018, collecting 39 tackles (23 solo), six passes defended and three interceptions (38 yds.)... Picked off passes in consecutive Big Ten games against Illinois (11/17) and Nebraska (11/23)... Matched a single-game career-high with eight total tackles in Iowa's Outback Bowl victory against Mississippi State (1/19)... Saw action in all 13 games played (3 starts) in 2017, recording 29 tackles (20 solo) and one pass defended... Made his first career start vs. Wyoming (9/2) where he recorded three solo tackles... Played in all 13 games as a redshirt freshman, picking up 5 tackles (3 solo) and one pass breakup... Made his first career solo tackle and pass defended vs. Iowa State (9/10).

PERSONAL: Ojemudia attended Harrison High School in Farmington, Mich., where he helped his team to reach state regionals as a junior and semifinals as a senior... Lettered all four years while playing at both linebacker and tight end... Led the team with 105 tackles and also served as the team captain as a senior... Also lettered in track, earning all-state honors in 110-meter hurdles... Michael Ojemudia (pronounced: oh-jay-MOO-dee-uh) was born on Sept. 12, 1997 in Farmington, Mich.

OJEMUDIA'S REGULAR SEASON RECORD

| Year | Club | G | S | UT | A | TT | S-Yds. | I-Yds. | PD | FF | FR | TD-Int. | TD-FR | S | Pts. |
|----------------------|--------|-----------|-----------|-----------|----------|-----------|------------|------------|----------|----------|----------|----------|----------|----------|----------|
| 2020 | Denver | 16 | 11 | 55 | 7 | 62 | 0-0 | 0-0 | 6 | 4 | 0 | 0 | 0 | 0 | 0 |
| CAREER TOTALS | | 16 | 11 | 55 | 7 | 62 | 0-0 | 0-0 | 6 | 4 | 0 | 0 | 0 | 0 | 0 |

OJEMUDIA'S SINGLE-GAME HIGHS


(Postseason in parentheses)

Tackles — 7, 4x, last vs. Las Vegas, 1/3/21 (none). **Passes Defensed** — 1, 6x, last at Carolina, 12/13/20 (none). **Forced Fumbles** — 2, twice, last vs. Las Vegas, 1/3/21 (none).

MICHAEL OJEMUDIA'S 2021 GAME-BY-GAME

(Victories asterisked)

| 2021 DENVER (7-8) | | TACKLES | | | | | | | | |
|----------------------|----------|------------|----------|-----------------|----------|------------|------------|----------|----------|----------|
| Date | Opponent | P/S | UT | A | TT | S-Yds. | I-Yds. | PD | FF | FR |
| Games 1-12 | | | | INJURED RESERVE | | | | | | |
| Games 13-15 | | | | INACTIVE | | | | | | |
| Season Totals | | 0/0 | 0 | 0 | 0 | 0-0 | 0-0 | 0 | 0 | 0 |

**ALBERT OKWUEGBUNAM 85****TIGHT END****6-5 • 258 • 2ND YR. • MISSOURI****BORN:** April 25, 1998, in Springfield, Ill.**HIGH SCHOOL:** Sacred Heart-Griffin High School, Springfield, Ill.**ACQUIRED:** Draft #4 (118th overall), 2020**NFL YEAR:** 2nd • **YEAR WITH BRONCOS:** 2nd**NFL GAMES PLAYED/STARTED:** 16/5**OKWUEGBUNAM AT A GLANCE:**

- A second-year tight end who has appeared in 16 games (5 starts), recording 42 receptions for 446 yards (10.6 avg.) with three touchdowns in his career.
- Played four games for the Broncos in 2020, recording 11 receptions for 121 yards (11.0 avg.) with one touchdown before being placed on injured reserve on Nov. 10 with a season-ending knee injury.
- Started 33 games (24 starts) during his collegiate career at the University of Missouri, totaling 98 receptions for 1,187 yards (12.1 avg.) with 23 touchdowns.
- Led all Missouri receivers in touchdown catches as a redshirt junior in 2019 with six scores on 26 receptions to go along with 306 yards (11.8 avg.).
- Was named a finalist for the John Mackey Award in 2018 while playing with Broncos quarterback Drew Lock, who set a then-SEC record for touchdown passes in a single-season (44).
- Spent two seasons (2017-18) with Lock, catching 72 passes for 881 yards (12.2 avg.) with 17 touchdowns during that time.
- Attended Sacred-Heart Griffin in Springfield, Ill., where he was a two-time state champion as a sophomore and junior.
- Selected by the Broncos in the fourth round (118th overall) of the 2019 NFL Draft.

CAREER TRANSACTIONS: Signed by Denver as a draft pick 7/22/20.

2021: Okwuegbunam collected his second career touchdown on a four-yard pass, and added three receptions for 16 yards (5.3 avg.) at NYG (9/12)... Made first career start vs. Bal. (10/3)... Missed Weeks 5-7 after being placed on injured reserve on Oct. 9 with a hamstring injury... Returned to the lineup in Week 8, recording three catches for 34 yards (11.3 avg.) vs. Was. (10/31)... Led the team in receiving yards, garnered a career-long 64-yard catch, and collected three receptions for 77 yards (25.7 avg.) vs. Phi. (11/14).

2020: Okwuegbunam, who was drafted by the Broncos in the fourth round (118th overall) of the 2020 NFL Draft, appeared in four games as a rookie, collecting 11 receptions for 121 yards (11.0 avg.) with one touchdown... Placed on injured reserve on Nov. 10 after sustaining a season-ending right knee injury (torn ACL)... Made his NFL debut at N.E. (10/18), collecting two receptions for 45 yards (22.5 avg.), including a season-long 27-yard grab in the second quarter... Caught all seven targets vs. K.C. (10/25) and recorded season highs in catches (7) and yards (60)... Registered his first career NFL touchdown on a nine-yard grab in the fourth quarter vs. LAC (11/1)... Posted a seven-yard grab at Atl. (11/8) before leaving the game with a knee injury.

COLLEGE: Okwuegbunam appeared in 11 games (9 starts) as a redshirt junior at the University of Missouri... Caught 26 passes for 306 yards (11.8 avg.) with six touchdowns... Notched two touchdown receptions vs. West Virginia (9/7) to mark his sixth career game with multiple touchdowns, the most among Missouri tight ends... Started all nine games in 2018, recording a career-high 43 receptions for 466 (10.8 avg.) and six touchdowns prior to suffering a season-ending injury... Was named a finalist for the John Mackey Award while playing with quarterback Drew Lock, who set a then-Southeastern Conference record for touchdown passes in a single-season (44)... Started 6-of-13 games played during his redshirt freshman season totaling 29 receptions for 415 yards (14.3 avg.)... Talled 11 touchdowns during the season to lead the SEC as well as all tight ends and freshman receivers in the country... Earned second-team All-SEC and Freshman All-SEC honors... Logged four games with at least two touchdowns, including a three-touchdown performance vs. Idaho (10/21).

PERSONAL: Okwuegbunam attended Sacred Heart-Griffin High School in Springfield, Ill., where he was a standout basketball player and wide receiver... Named an All-State Special Mention from the *News-Gazette* as a senior after hauling in 44 passes for 891 yards (20.3 per catch) with 17 touchdowns at the Class 6A level... Helped lead Sacred-Heart Griffin to Class 5A State Championships in both 2013 and 2014... Hauled in 31 catches for 568 yards (18.3 avg.) with 11 touchdowns as a junior... Albert Okwuegbunam (pronounced: (owe-COO-ay-BOO-nom) was born on April 25, 1998 in Springfield, Ill.

OKWUEGBUNAM'S REGULAR SEASON RECORD

| Year | Club | G | S | No. | RECEIVING | | | | | SCORING | | | | |
|----------------------|--------|-----------|----------|-----------|------------|-------------|-----------|----------|----------|----------|----------|----------|----------|-----------|
| | | | | | Yds. | Avg. | LG | TD | TD | TDr | TDp | TDrt | 2pt | Pts. |
| 2020 | Denver | 4 | 0 | 11 | 121 | 11.0 | 27 | 1 | 1 | 1 | 0 | 0 | 0 | 6 |
| 2021 | Denver | 11 | 4 | 31 | 325 | 10.5 | 64 | 2 | 2 | 2 | 0 | 0 | 0 | 12 |
| CAREER TOTALS | | 15 | 4 | 42 | 446 | 10.6 | 64 | 3 | 3 | 3 | 0 | 0 | 0 | 18 |

OKWUEGBUNAM'S SINGLE GAME HIGHS

(Postseason in parentheses)

Receptions — 7, vs. Kansas City, 10/25/20 (none). **Receiving yards** — 60, vs. Kansas City, 10/25/20 (none). **Longest reception** — 64, vs. Philadelphia, 11/14/21 (none). **Receiving touchdowns** — 1, 3x, last: vs. Detroit, 12/12/21 (none).

ALBERT OKWUEGBUNAM'S 2021 GAME-BY-GAME

(Victories asterisked)

| 2021 DENVER (7-8) | | | RECEIVING | | | | | SCORING | | |
|----------------------|--------------------|-----|-----------------|-----------|------------|-------------|-----------|----------|----------|-----------|
| Date | Opponent | P/S | No. | Yds. | Avg. | LG | TD | 2pt. | Pts. | |
| Sept 12 | at N.Y. Giants* | P | 3 | 16 | 5.3 | 6 | 1 | 0 | 6 | |
| Sept 19 | at Jacksonville* | P | 4 | 24 | 6.0 | 14 | 0 | 0 | 0 | |
| Sept 26 | vs. N.Y. Jets* | P | 1 | 6 | 6.0 | 6 | 0 | 0 | 0 | |
| Oct 3 | vs. Baltimore | S | 1 | 11 | 11.0 | 11 | 0 | 0 | 0 | |
| Games 5-7 | | | INJURED RESERVE | | | | | | | |
| Oct 31 | vs. Washington* | S | 3 | 34 | 11.3 | 19 | 0 | 0 | 0 | |
| Nov 7 | at Dallas* | S | 4 | 25 | 6.3 | 17 | 0 | 0 | 0 | |
| Nov 14 | vs. Philadelphia | S | 3 | 77 | 25.7 | 64 | 0 | 0 | 0 | |
| Nov 28 | vs. L.A. Chargers* | P | 1 | 12 | 12.0 | 12 | 0 | 0 | 0 | |
| Dec 5 | at Kansas City | P | 3 | 21 | 7.0 | 10 | 0 | 0 | 0 | |
| Dec 12 | vs. Detroit* | P | 5 | 41 | 8.2 | 16 | 1 | 0 | 6 | |
| Dec 19 | vs. Cincinnati | P | 3 | 58 | 19.3 | 24 | 0 | 0 | 0 | |
| Dec 26 | at Las Vegas | S | 0 | 0 | 0.0 | 0 | 0 | 0 | 0 | |
| Season Totals | | | 12/5 | 31 | 325 | 10.5 | 64 | 2 | 0 | 12 |



AARON PATRICK

94

OUTSIDE LINEBACKER

6-4 • 245 • 1ST YR. • EASTERN KENTUCKY

BORN: March 2, 1993, in Dayton, Ohio

HIGH SCHOOL: Meadowdale High School, Dayton, Ohio

ACQUIRED: Practice Squad Signee (Jac.), 2021

NFL YEAR: 1st • YEAR WITH BRONCOS: 1st

NFL GAMES PLAYED/STARTED: 10/0



PATRICK AT A GLANCE:

- A first-year outside linebacker who competed on the Jaguars' practice squad in each of the last two seasons (2020-21) before being signed by the Broncos on Sept. 23.
- Played 48 career games over five seasons (2015-19) at Eastern Kentucky, totaling 179 tackles (84 solo), 27.5 sacks (172 yds.), one interception (39 yds.), two passes defended and five forced fumbles.
- Collected 52 tackles (28 solo), 10 sacks (59 yds.), one interception (39 yds.) and three forced fumbles in 12 games played at EKU in 2019.
- Tallied 53 tackles (27 solo), 7.5 sacks (43 yds.) and one pass defended in 11 games in 2018.
- Recorded nine tackles (7 solo), two sacks (14 yds.) and one forced fumble in three games in 2017 before missing the remainder of the season due to injury.
- Appeared in 11 games in 2016, notching 53 tackles (18 solo), seven sacks (48 yds.), one pass defended and one forced fumble.
- Added 12 tackles (4 solo) and one sack (8 yds.) in 11 games played during his true freshman season in 2015.
- Originally entered the NFL with Jacksonville as a college free-agent signee on Dec. 14, 2020.

CAREER TRANSACTIONS: Signed by Jacksonville as a college free agent 12/14/20; Signed by Jacksonville 1/4/21; Waived by Jacksonville 9/6/21; Signed by Jacksonville (practice squad) 9/8/21; Signed by Denver (active roster) 9/23/21.



2021: Patrick spent the first two weeks of the 2021 season competing on Jacksonville's practice squad before being signed to Denver's active roster on Sept. 23... Made NFL debut, recording one solo tackle vs. Bal. (10/3)... Had one special-teams tackle at Pit. (10/10)... Notched a career-high two special-teams tackles vs. Phi. (11/14).

2020: Patrick, who was signed by Jacksonville as a college free agent on Dec. 14, spent the final three weeks on the season competing on the Jaguars' practice squad.

COLLEGE: Patrick appeared in 48 games over five seasons (2015-19) at Eastern Kentucky University, totaling 179 tackles (84 solo), 27.5 sacks (172 yds.), one interception (39 yds.), two passes defended and five forced fumbles... Named first-team All-American by *Associated Press* and was awarded the 2019 Ohio Valley Defensive Player of the Year after recording 52 tackles (28 solo), 10 sacks (59 yds.), one interception (39 yds.), and three forced fumbles in 12 games played... Selected first-team All-Ohio Valley Conference in 2018 by coaches and communications directions after posting 53 tackles (27 solo), 7.5 sacks (43 yds.) and one pass defended in 11 games played.

PERSONAL: Patrick prepped at Meadowdale High School, in Dayton, Ohio, where he played wide receiver, tight end and kicker... Named first-team all state, team MVP and team captain during his tenure... Played varsity basketball in addition to football... Aaron Patrick was born on March 2, 1993, in Dayton, Ohio.

PATRICK'S REGULAR SEASON RECORD

| Year | Club | G | S | UT | A | TT | S-Yds. | I-Yds. | PD | FF | FR | TD-Int. | TD-FR | S Pts. |
|----------------------|--------------|-----------|----------|----------|----------|----------|------------|------------|----------|----------|----------|------------|------------|----------|
| 2020 | Jacksonville | | | | | | | | | | | | | |
| PRACTICE SQUAD | | | | | | | | | | | | | | |
| 2021 | Denver | 10 | 0 | 2 | 0 | 2 | 0-0 | 0-0 | 0 | 0 | 0 | 0-0 | 0-0 | 0 |
| CAREER TOTALS | | 10 | 0 | 2 | 0 | 2 | 0-0 | 0-0 | 0 | 0 | 0 | 0-0 | 0-0 | 0 |

ADDITIONAL STATISTICS: Special-teams tackles — 2021 (4), TOTAL (4).

AARON PATRICK'S 2021 GAME-BY-GAME

(Victories asterisked)

| 2021 DENVER (7-8) | | TACKLES | | | | | | | | |
|----------------------|--------------------|-------------------------------------------------------------------------------------|-------------|----------|----------|----------|------------|------------|----------|----------|
| Date | Opponent | P/S | UT | A | TT | S-Yds. | I-Yds. | PD | FF | FR |
| Games 1-2 | | JACKSONVILLE PRACTICE SQUAD SIGNED BY DENVER FROM JAC. PRACTICE SQUAD ON SEPT.23 | | | | | | | | |
| Sept 26 | vs. N.Y. Jets* | | | | | | | | | |
| Oct 3 | vs. Baltimore | P | 1 | 0 | 1 | 0-0 | 0-0 | 0 | 0 | 0 |
| Oct 10 | at Pittsburgh | P | 1 | 0 | 1 | 0-0 | 0-0 | 0 | 0 | 0 |
| Games 6-7 | | INACTIVE | | | | | | | | |
| Oct 31 | vs. Washington* | P | 0 | 0 | 0 | 0-0 | 0-0 | 0 | 0 | 0 |
| Nov 7 | at Dallas* | P | 0 | 0 | 0 | 0-0 | 0-0 | 0 | 0 | 0 |
| Nov 14 | vs. Philadelphia | P | 0 | 0 | 0 | 0-0 | 0-0 | 0 | 0 | 0 |
| Nov 28 | vs. L.A. Chargers* | P | 0 | 0 | 0 | 0-0 | 0-0 | 0 | 0 | 0 |
| Dec 5 | at Kansas City | P | 0 | 0 | 0 | 0-0 | 0-0 | 0 | 0 | 0 |
| Dec 12 | vs. Detroit* | P | 0 | 0 | 0 | 0-0 | 0-0 | 0 | 0 | 0 |
| Dec 19 | vs. Cincinnati | P | 0 | 0 | 0 | 0-0 | 0-0 | 0 | 0 | 0 |
| Dec 26 | at Las Vegas | P | 0 | 0 | 0 | 0-0 | 0-0 | 0 | 0 | 0 |
| Season Totals | | | 10/0 | 2 | 0 | 2 | 0-0 | 0-0 | 0 | 0 |

**TIM PATRICK****81****WIDE RECEIVER****6-4 • 212 • 4TH YR. • UTAH****BORN:** Nov. 23, 1993, in San Diego**HIGH SCHOOL:** University City High School, San Diego**ACQUIRED:** Practice Squad Signee, 2017**NFL YEAR:** 4th • **YEAR WITH BRONCOS:** 4th**NFL GAMES PLAYED/STARTED:** 54/36**PATRICK AT A GLANCE:**

- A fourth-year wide receiver who has appeared in 54 games (36 starts) with Denver (2018-21) after spending part of his initial NFL season in 2017 competing on Denver's practice squad.
- Totaled 137 receptions for 1,914 yards (14.0 avg.) with 12 touchdowns in his career.
- Set career highs in receptions, yards and touchdowns in 2020, finishing the season with 51 catches for 742 yards (14.5 avg.) and a team-high six scores in 15 games played (all starts).
- Saw action in eight games (2 starts) in 2019, totaling 16 catches for 218 yards (13.6 avg.).
- Played all 16 games (4 starts) with Denver in 2018, recording 23 catches for 315 yards (13.7 avg.) with one touchdown, while also contributing seven special-teams stops.
- Appeared in 22 games (14 starts) during his three seasons at the University of Utah (2014-16), finishing with 61 catches for 888 yards (14.6 avg.) with five touchdowns.
- Joined the Broncos as a practice squad signee on Oct. 20, 2017.
- Entered the NFL as a college free agent with Baltimore on May 4, 2017.

CAREER TRANSACTIONS: Signed by Baltimore as a college free agent 5/4/17; Waived by Baltimore 7/30/17; Claimed off waivers by San Francisco 7/31/17; Waived by San Francisco 9/1/17; Signed by Denver (practice squad) 10/20/17; Waived by Denver 11/8/17; Signed by Denver (practice squad) 11/15/17; Signed by Denver (active roster) 1/2/18; Re-signed by Denver 4/2/19; Re-signed by Denver 4/17/20; Re-signed by Denver 11/19/21.



2021: Patrick nabbed his eighth career touchdown on a two-yard pass and added four receptions for 39 yards (9.8 avg.) at NYG (9/21)... Recorded a touchdown in his second consecutive game and tallied three receptions for 37 yards (12.3 avg.) at Jac. (9/19)... Tied for the team lead in catches (5), led the team in receiving yards (98), and had a season-high 31-yard catch vs. NYJ (9/26)... Registered seven receptions for 89 yards (12.7 avg.) at Pit. (10/10)... Nabbed his third touchdown of the season (10th of career) and totaled three receptions for 42 yards (14.0 avg.) with a 23-yard score vs. L.V. (10/17)... Posted a team-leading 85 receiving yards on four catches (21.3 avg.) and added his fourth touchdown of the campaign on a season-long 44-yard catch at Dal. (11/7).

2020: Patrick started all 15 games he appeared in and set career highs in receptions, yards and touchdowns... Posted three 100-yard receiving games to go with 51 catches for 742 yards (14.5 avg.) and a team-high six scores... Recorded his second career touchdown and totaled four receptions for 43 yards (10.8 avg.) vs. T.B. (9/27)... Nabbed his first career 100-yard receiving game and totaled six receptions for 113 yards (18.8 avg.) and his third career touchdown at NYJ (10/1)... Had four receptions for 101 yards (25.3 avg.) at N.E. (10/18) as part of his second consecutive 100-yard game... Became the third undrafted player (Rod Smith & Steve Watson) in team history to record consecutive 100-yard receiving outputs... Recorded his third touchdown of the season on a nine-yard catch and added four receptions for 29 yards (7.3 avg.) at Atl. (11/8)... Surpassed the 1,000-yard receiving mark in his career, became the first Bronco since Emmanuel Sanders in 2018 to record three 100-yard receiving efforts in the same season and set career highs in yards (119) and longest reception (61) vs. Mia. (11/22)... Notched his first career multi-score game, recorded four receptions for 44 yards (11.0 avg.) and had touchdown catches of five and 10 yards at K.C. (12/6)... Garnered sixth touchdown of the season on a two-yard catch and totaled three receptions for 36 yards (12.0 avg.) at Car. (12/13).

2019: Patrick saw action in eight games (2 starts), totaling 16 catches for 218 yards (13.6 avg.)... Played at Oak. (9/9) before suffering a hand injury that forced him to be placed on injured reserve for eight weeks... Recorded four receptions for 77 yards (19.3 avg.) in his first game back from injury at Min. (11/17)... Collected 50 yards on two receptions (25.0 avg.) at Hou. (12/8)... Totaled five receptions for 48 yards (9.6 avg.) vs. Det. (12/22).

2018: Patrick played all 16 games (4 starts) with Denver, recording 23 catches for 315 yards (13.7 avg.) with one touchdown, while also contributing seven special-teams stops... Made one special-teams tackle in his NFL debut vs. Sea. (9/9)... Caught his first NFL pass, a 26-yard reception that put Denver in position to kick a game-winning field goal with 0:06 remaining vs. Oak. (9/16)... Earned his first career start at NYJ (10/7), contributing one catch for six yards and one special-teams tackle... Scored on a 24-yard touchdown pass and rushed one time for 13 yards at K.C. (10/28)... Caught a career-best seven balls for 85 yards (12.1 avg.) and rushed one time for 11 yards at S.F. (12/9)... Led all receivers with 65 yards (5 rec., 13.0 avg.) vs. Cle. (12/15).

2017: Patrick, who entered the NFL as a college free agent with Baltimore on May 4, spent part of the season competing on Denver's practice squad... Participated in training camp with Baltimore and San Francisco.

COLLEGE: Patrick appeared in 22 games (14 starts) during his three seasons at Utah (2014-16), finishing with 61 catches for 888 yards (14.6 avg.) with five touchdowns... Missed 17 games with various injuries during his collegiate career... Made 45 catches for 711 yards (15.8 avg.) with five scores as a senior... Played his freshman season at Grossmont Community College in El Cajon, Calif., where he posted 53 receptions for 964 yards (18.2 avg.) with eight touchdowns.

PERSONAL: Patrick attended University City High School in San Diego, earning all-league honors as a senior after recording 27 catches for 578 yards (21.4 avg.) with six touchdowns... Tim Patrick was born on Nov. 23, 1993 in San Diego.

PATRICK'S REGULAR SEASON RECORD

| Year | Club | RECEIVING | | | | | | | SCORING | | | | | |
|---------------|--------|-----------|----|-----|-------|------|-----|----|---------|-----|-----|------|-----|------|
| | | G | S | No. | Yds. | Avg. | LG | TD | TD | TDr | TDP | TDrT | 2pt | Pts. |
| 2018 | Denver | 16 | 4 | 23 | 315 | 13.7 | 26 | 1 | 1 | 1 | 0 | 0 | 0 | 6 |
| 2019 | Denver | 8 | 2 | 16 | 218 | 13.6 | 38 | 0 | 0 | 0 | 0 | 0 | 0 | 0 |
| 2020 | Denver | 15 | 15 | 51 | 742 | 14.5 | 61 | 6 | 6 | 6 | 0 | 0 | 0 | 36 |
| 2021 | Denver | 15 | 15 | 47 | 639 | 13.6 | 44t | 5 | 5 | 5 | 0 | 0 | 0 | 30 |
| CAREER TOTALS | | 54 | 36 | 137 | 1,914 | 14.0 | 61 | 11 | 12 | 12 | 0 | 0 | 0 | 72 |

ADDITIONAL STATISTICS: Rushing — 2018 (3 rush for 17 yds., 5.7 avg., 13 LG, 0 TD), TOTAL (3 rush for 17 yds., 5.7 avg., 13 LG, 0 TD). Special-teams tackles — 2018 (7), 2019 (2) TOTAL (9). Miscellaneous tackle — 2018 (1), 2020 (2), TOTAL (3).

PATRICK'S SINGLE-GAME HIGHS

(Postseason in parentheses)

Receptions — 7 at San Francisco, 12/9/18 (none). **Receiving yards** — 119 vs. Miami, 11/22/20 (none). **Longest reception** — 61, vs. Miami, 11/22/20 (none). **Receiving touchdowns** — 2, at Kansas City, 12/6/20 (none).

TIM PATRICK'S 2021 GAME-BY-GAME

(Victories asterisked)

| 2021 DENVER (7-8) | | RECEIVING | | | | | | | SCORING | |
|-------------------|-------------------|-----------|-------|------|------|------|-----|------|---------|----|
| Date | Opponent | P/S | No. | Yds. | Avg. | LG | TD | 2pt. | Pts. | |
| Sept 12 | at N.Y. Giants* | S | 4 | 39 | 9.8 | 16 | 1 | 0 | 6 | |
| Sept 19 | at Jacksonville* | S | 3 | 37 | 12.3 | 14 | 1 | 0 | 6 | |
| Sept 26 | vs. N.Y. Jets* | S | 5 | 98 | 19.6 | 31 | 0 | 0 | 0 | |
| Oct 3 | vs. Baltimore | S | 3 | 39 | 13.0 | 19 | 0 | 0 | 0 | |
| Oct 10 | at Pittsburgh | S | 7 | 89 | 12.7 | 23 | 0 | 0 | 0 | |
| Oct 17 | vs. Las Vegas | S | 3 | 42 | 14.0 | 23t | 1 | 0 | 6 | |
| Oct 21 | at Cleveland | S | 2 | 16 | 8.0 | 9 | 0 | 0 | 0 | |
| Oct 31 | vs. Washington* | S | 3 | 64 | 21.3 | 31 | 0 | 0 | 0 | |
| Nov 7 | at Dallas* | S | 4 | 85 | 21.3 | 44t | 1 | 0 | 6 | |
| Nov 14 | vs. Philadelphia | S | 3 | 14 | 4.7 | 7 | 0 | 0 | 0 | |
| Nov 28 | vs. L.A. Chargers | S | 2 | 26 | 13.0 | 19 | 0 | 0 | 0 | |
| Dec 5 | at Kansas City | S | 1 | 9 | 9.0 | 9 | 0 | 0 | 0 | |
| Dec 12 | vs. Detroit* | S | 2 | 21 | 10.5 | 13 | 0 | 0 | 0 | |
| Dec 19 | vs. Cincinnati | S | 3 | 42 | 14.0 | 25t | 1 | 0 | 6 | |
| Dec 26 | at Las Vegas | S | 2 | 18 | 9.0 | 13 | 0 | 0 | 0 | |
| Season Totals | | | 15/15 | 47 | 639 | 13.6 | 44t | 5 | 0 | 30 |

**MIKE PURCELL****98****DEFENSIVE LINE****6-3 • 328 • 6TH YR. • WYOMING****BORN:** April 20, 1991 in Highlands Ranch, Colo.**HIGH SCHOOL:** Highlands Ranch (Colo.) High School**ACQUIRED:** Free Agent, 2019**NFL YEAR:** 6th • **YEAR WITH BRONCOS:** 3rd**NFL GAMES PLAYED/STARTED:** 56/30**PURCELL AT A GLANCE:**

- A sixth-year defensive lineman who has appeared in 56 career games (30 starts) with the 49ers (2014-16) and Broncos (2019-21) in addition to competing on practice squads with San Francisco (2013), Chicago (2017), Carolina (2017), New England (2017) and Kansas City (2017).
- Totaled 134 tackles (83 solo), two sacks (14 yds.), one pass defended and one forced fumble during his career.
- Started all six games played with the Broncos in 2020, totaling 15 tackles (10 solo) and one sack (10 yds.) before being placed on injured reserve with a season-ending foot injury.
- Started 7-of-13 games played with Denver in 2019, recording a career-best 48 tackles (28 solo).
- Totaled 14 tackles (13 solo) and three sacks in eight regular season games played with the Salt Lake Stallions of the Alliance of American Football.
- Appeared in 15 games (5 starts) with the 49ers in 2016, registering 26 tackles (17 solo) and one forced fumble.
- Played 42 games (36 starts) at the University of Wyoming, posting 197 tackles, four sacks, three forced fumbles and two fumble recoveries in his four-year collegiate career.
- Joined the Broncos as a free agent on April 22, 2019.
- Entered the NFL with the 49ers as a college free agent on May 7, 2013.

CAREER TRANSACTIONS: Signed by San Francisco as a college free agent 5/7/13; Waived by San Francisco 8/31/13; Signed by San Francisco (practice squad) 9/2/13; Signed by San Francisco (active roster) 1/21/14; Waived by San Francisco 8/30/14; Signed by San Francisco (practice squad) 8/31/14; Signed by San Francisco (active roster) 12/19/14; Released by San Francisco 5/2/17; Claimed off waivers by L.A. Rams 5/3/17; Released by L.A. Rams 9/2/17; Signed by Chicago (practice squad) 9/19/17; Released by Chicago 10/6/17; Signed by Carolina (practice squad) 10/10/17; Released by Carolina 10/14/17; Signed by New England (practice squad) 10/25/17; Released by New England 10/26/17; Signed by New England (practice squad) 11/7/17; Released by New England 11/22/17; Signed by Kansas City (practice squad) 11/28/17; Released by Kansas City 4/30/18; Signed by Kansas City 7/27/18; Released by Kansas City 9/1/18; Signed by Denver 4/22/19; Re-signed by Denver 4/17/20; Re-signed by Denver 10/6/20.



2021: Purcell recorded a season-high five tackles (4 solo) vs. Bal. (10/3)... Collected his first career pass defended at Pit. (10/10)... Nabbed four tackles (2 solo) vs. L.V. (10/17)... Tied career high with six tackles (5 solo) at Cle. (10/21)... Posted first career fumble recover (forced by Shelby Harris), adding four tackles at L.V. (12/26).

2020: Purcell started all six games played with the Broncos, totaling 15 tackles (10 solo) and a sack (10 yds.) before being placed on injured reserve on Oct. 27 with a foot injury (fractured foot)... Posted a season-high five tackles (4 solo) vs. Ten. (9/14)... Notched his first sack of the season (10 yds.) and the second of his career at Pit. (9/20)... Tied season-high with five defensive stops (3 solo) at NYJ (10/1)... Started Denver's Week 7 game vs. K.C. (10/25) before leaving the game with a foot injury.

2019: Purcell saw action in 13 games (7 starts) with Denver and recorded a career-best 48 tackles (28 solo)... Began the year with the Salt Lake Stallions of the Alliance of American Football, recording 14 tackles (13 solo) in eight games... Made his Broncos debut at Oak. (9/9)... Was inactive in four games before seeing action in Week 5 at LAC (10/6)... Posted five solo tackles, including two for loss vs. Ten. (10/13)... Collected five tackles (4 solo) vs. K.C. (10/17)... Totaled five tackles (4 solo) at Min. (11/17)... Recorded five tackles (2 solo) at K.C. (12/15), vs. Det. (12/22) and vs. Oak. (12/29).

2018: Purcell spent training camp with Kansas City before being released on Sep. 1.

2017: Purcell spent the season competing on practice squads with Chicago, Carolina, New England and Kansas City.

2016: Purcell saw action in a career-high 15 games (5 starts) with San Francisco and totaled 26 tackles (17 solo) and one forced fumble... Had a career-high six tackles (all solo) at Sea. (9/25)... Forced a fumble and made two tackles at Buf. (10/16).

2015: Purcell played in eight games (3 starts) with San Francisco and recorded 15 tackles (11 solo) and one

sack (4 yds.)... Sacked Carson Palmer (4 yds.) vs. Ari. (11/29).

2014: Purcell spent the first 14 weeks of the season on San Francisco's practice squad before being signed to the active roster on Dec. 19... Played in the final two games of the season and recorded one tackle.

2013: Purcell, who entered the NFL as a college free agent with San Francisco on May 7, spent his rookie season on the club's practice squad.

COLLEGE: Purcell played 42 games (36 starts) at the University of Wyoming and totaled 197 tackles, four sacks, three forced fumbles and two fumble recoveries in his four-year career... Earned first-team All-Mountain West Conference honors as a senior after recording 83 tackles, 1.5 sacks and two forced fumbles... Registered 48 tackles, two sacks and one fumble recovery as a junior... Totaled 57 tackles, a half sack and one forced fumble as a sophomore... Recorded nine tackles as a freshman.

PERSONAL: Purcell attended Highlands Ranch (Colo.) High School, where he earned second-team all-state honors as a senior... Mike Purcell was born on April 20, 1991 in Highlands Ranch, Colo.

PURCELL'S REGULAR SEASON RECORD

| Year | Club | G | S | UT | A | TT | S-Yds. | I-Yds. | PD | FF | FR | TD-Int. | TD-FR | S | Pts. |
|----------------------|---------------|-----------|-----------|-----------|-----------|------------|-------------|------------|----------|----------|----------|----------|----------|----------|----------|
| 2014 | San Francisco | 2 | 0 | 1 | 0 | 1 | 0-0 | 0-0 | 0 | 0 | 0 | 0 | 0 | 0 | 0 |
| 2015 | San Francisco | 8 | 3 | 11 | 4 | 15 | 1-4 | 0-0 | 0 | 0 | 0 | 0 | 0 | 0 | 0 |
| 2016 | San Francisco | 15 | 5 | 17 | 9 | 26 | 0-0 | 0-0 | 0 | 1 | 0 | 0 | 0 | 0 | 0 |
| 2019 | Denver | 13 | 7 | 28 | 20 | 48 | 0-0 | 0-0 | 0 | 0 | 0 | 0 | 0 | 0 | 0 |
| 2020 | Denver | 6 | 6 | 10 | 5 | 15 | 1-10 | 0-0 | 0 | 0 | 0 | 0 | 0 | 0 | 0 |
| 2021 | Denver | 12 | 9 | 16 | 13 | 29 | 0-0 | 0-0 | 1 | 0 | 1 | 0 | 0 | 0 | 0 |
| CAREER TOTALS | | 56 | 30 | 83 | 51 | 134 | 2-14 | 0-0 | 1 | 1 | 1 | 0 | 0 | 0 | 0 |

MIKE PURCELL'S 2021 GAME-BY-GAME

(Victories asterisked)

| 2021 DENVER (7-8) | | TACKLES | | | | | | | | | |
|----------------------|--------------------|---------|-------------|-----------|-----------|-----------|------------|------------|----------|----------|----------|
| Date | Opponent | P/S | UT | A | TT | S-Yds. | I-Yds. | PD | FF | FR | |
| Sept 12 | at N.Y. Giants* | S | 0 | 0 | 0 | 0-0 | 0-0 | 0 | 0 | 0 | |
| Sept 19 | at Jacksonville* | S | 1 | 2 | 3 | 0-0 | 0-0 | 0 | 0 | 0 | |
| Sept 26 | vs. N.Y. Jets* | S | 0 | 1 | 1 | 0-0 | 0-0 | 0 | 0 | 0 | |
| Oct 3 | vs. Baltimore | S | 4 | 1 | 5 | 0-0 | 0-0 | 0 | 0 | 0 | |
| Oct 10 | at Pittsburgh | S | 0 | 0 | 0 | 0-0 | 0-0 | 1 | 0 | 0 | |
| Oct 17 | vs. Las Vegas | S | 2 | 2 | 4 | 0-0 | 0-0 | 0 | 0 | 0 | |
| Oct 21 | at Cleveland | S | 5 | 1 | 6 | 0-0 | 0-0 | 0 | 0 | 0 | |
| Games 8-9 | | | | | | | | | | | |
| Nov 14 | vs. Philadelphia | P | 0 | 0 | 0 | 0-0 | 0-0 | 0 | 0 | 0 | |
| Nov 28 | vs. L.A. Chargers* | S | 0 | 0 | 0 | 0-0 | 0-0 | 0 | 0 | 0 | |
| Game 12 | | | | | | | | | | | |
| Dec 12 | vs. Detroit* | S | 2 | 2 | 4 | 0-0 | 0-0 | 0 | 0 | 0 | |
| Dec 19 | vs. Cincinnati | P | 2 | 1 | 3 | 0-0 | 0-0 | 0 | 0 | 0 | |
| Dec 26 | at Las Vegas | P | 0 | 3 | 3 | 0-0 | 0-0 | 0 | 0 | 1 | |
| Season Totals | | | 12/9 | 16 | 13 | 29 | 0-0 | 0-0 | 1 | 0 | 1 |



DALTON RISNER

66

GUARD



6-5 • 312 • 3RD YR. • KANSAS STATE
BORN: July 13, 1995, in Branson, Mo.
HIGH SCHOOL: Wiggins (Colo.) High School
ACQUIRED: Draft #2 (41st overall), 2019
NFL YEAR: 3rd • **YEAR WITH BRONCOS:** 3rd
NFL GAMES PLAYED/STARTED: 46/46

RISNER AT A GLANCE:

- A third-year offensive lineman from Kansas State University who has started all 46 games played with Denver (2019-21).
- Started all 16 games at left guard for the Broncos in 2020, allowing zero sacks and having no penalties called against him.
- Named to the All-Rookie Team after starting 16 games at left guard as a rookie with Denver in 2019.
- Finished as one of 10 rookies in the NFL to start all 16 games and ranked eighth among the league's rookies with 1,035 snaps played.
- Ended his initial season as the first interior lineman in team history to start all 16 games as a rookie (G Tom Glassic started all 14 games played in 1976).
- Opened all 50 games played (38 at RT; 12 at C) during his five-year collegiate career at Kansas State (2014-18).
- Earned first-team All-Big 12 Conference honors in three consecutive seasons (2016-18), becoming just the fourth offensive lineman in conference history to earn that distinction.
- Selected by the Broncos in the second round (41st overall) of the 2019 NFL Draft.

CAREER TRANSACTIONS: Signed by Denver as a draft choice 7/16/19.



2020: Started all 16 games for the second consecutive year, allowing zero sacks and having no penalties called against him.

2019: Selected by Denver in the second round (41st overall) of the 2019 NFL Draft, Risner was named to the PFWA's All-Rookie Team after starting all 16 games at left guard... Finished the season as one of 10 rookies in the NFL to start all 16 games and ranked eighth among the league's rookies with 1,035 snaps played... Became the first interior lineman in team history to start all 16 games as a rookie (G Tom Glassic started all 14 games played in 1976).


COLLEGE: Risner started all 50 games played (38 at RT; 12 at C) during his five-year collegiate career at Kansas State University (2014-18)... Earned a number of on-field recognitions, including first-team All-American and Big-12 Conference as well as the league's Offensive Lineman of the Year as a redshirt senior... Honored for his off-the-field leadership and character by being named a finalist for the Lombardi Award, Jason Witten Collegiate Man of the Year, William V. Campbell Trophy, Wuerffel Trophy and Senior CLASS Award... Opened all 12 games at right tackle in 2017, earning first-team All-Big 12 honors for the second consecutive season... Started all 13 games at right tackle in 2016 and was selected first-team All-Big 12.

PERSONAL: Risner attended Wiggins (Colo.) High School, where he was selected to *The Denver Post's* All-Colorado team as a junior and senior... Also competed in track (shot put) and basketball in high school... Graduated from Kansas State with a communication studies degree... Was named the Broncos 2019 Community Rookie of the Year after volunteering at nearly 20 community events and speaking to students across Colorado about the importance of having a positive attitude, being a good teammate and continuing to positively impact others through love and kindness through his RisnerUp Foundation. Dalton Risner (pronounced RISE-ner) was born on July 13, 1995 in Branson, Mo.

RISNER'S REGULAR SEASON RECORD

| Year | Club | G | S |
|----------------------|--------|-----------|-----------|
| 2019 | Denver | 16 | 16 |
| 2020 | Denver | 16 | 16 |
| 2021 | Denver | 14 | 14 |
| CAREER TOTALS | | 46 | 46 |

ADDITIONAL STATISTICS: Miscellaneous tackles — 2019 (1), 2020 (2), TOTAL (3).

**BRETT RYPIEN****4****QUARTERBACK****6-2 • 202 • 3RD YR. • BOISE STATE****BORN:** July 9, 1996, in Columbia, Mo.**HIGH SCHOOL:** Shadle Park High School, Spokane, Wash.**ACQUIRED:** College Free Agent, 2019**NFL YEAR:** 3rd • **YEAR WITH BRONCOS:** 3rd**NFL GAMES PLAYED/STARTED:** 3/1**RYPIEN AT A GLANCE:**

- A third-year quarterback who has spent time competing on Denver's active roster and practice squad after joining the team as a college free agent in 2019.
- Appeared in three games (1 start) with the Broncos in 2020, completing 27-of-40 passes (67.5%) for 295 yards with two touchdowns and four interceptions (66.1 rtg.).
- Started 49-of-50 games played at Boise State and led the Broncos to a 37-12 record as their starting quarterback during his collegiate career.
- Was named MWC Offensive Player of the Year and earned his third selection to the All-Mountain West First Team following his senior season.
- Entered the NFL with Denver as a college free agent on May 2, 2019.

CAREER TRANSACTIONS: Signed by Denver as a college free agent 5/2/19; Waived by Denver 8/31/19; Signed by Denver (practice squad) 9/1/19; Signed by Denver (active roster) 11/1/19; Waived by Denver 11/30/19; Signed by Denver (practice squad) 12/2/19; Signed by Denver (active roster) 12/31/19; Waived by Denver 9/5/20; Signed by Denver (practice squad) 9/6/20; Signed by Denver (active roster) 9/25/20; Waived by Denver 8/31/21; Signed by Denver (practice squad) 9/1/21; Promoted from practice squad to active roster 9/28/21.



2021: Rypien was promoted from the practice squad to the active roster on Sept. 28 after competing on the team's practice squad for the first three weeks of the season.

2020: Rypien appeared in three games (1 start) with the Broncos, completing 27-of-40 passes (67.5%) for 295 yards with two touchdowns and four interceptions (66.1 rtg.)... Made his NFL debut vs. T.B. (9/27), entering the game in relief and completing 8-of-9 passes (88.9%) for 53 yards with one interception (51.6 rtg.)... Made his first career start, led first career fourth quarter comeback, captured first win as a starter and completed 19-of-31 passes (61.3%) for 242 yards with two touchdowns and three interceptions (67.6 rtg.) in a 37-28 victory at NYJ (10/1).

2019: Rypien, who entered the NFL with Denver as a college free agent, spent the first eight weeks of the season on the team's practice squad before being promoted to the active roster on Nov. 1... Did not play in Games 9-11... Spent the final five weeks on Denver's practice squad.

COLLEGE: Rypien started 49-of-50 games played and led the Broncos to a 37-12 record as their starting quarterback... Completed 1,036-of-1,618 passes (64.0%) for 13,581 yards with 90 touchdowns and 29 interceptions (149.3 rtg.) in addition to adding five touchdowns (3 rushing, 2 receiving)... Finished his career as the Mountain West Conference's all-time leader in passing yards (13,581), completions (1,036), and 300-yard passing games (21)... Named MWC Offensive Player of the Year and earned his third selection to the All-Mountain West First Team following his senior season... Ended his final collegiate campaign with personal bests in passing yards (3,705), completions (301), attempts (447), touchdown passes (30) and passer rating (156.0)... Completed 218-of-348 passes (62.6%) for 2,877 yards with 16 touchdowns and six interceptions (143.8 rtg.) during his junior season... Chosen to the MWC First Team for the second time in his career... Led the MWC in passing yards (3,646) and was second in touchdown passes (24) on 394 attempts (61.9% / 155.7 rtg.) as a sophomore... Chosen as the MWC Freshman of the Year and was named first-team all-conference after his freshman season... Started 10-of-11 games in 2015, completing 273-of-429 passes (63.6%) for 3,353 yards with 20 touchdowns and eight interceptions (140.9 rtg.).

PERSONAL: Rypien concluded his high school career at Shadle Park High School in Spokane, Wash., as the state's all-time passing leader with 13,044 yards and 134 touchdowns... Named the Washington State Player of the Year as a high school senior by the *Seattle Times*, the *Tacoma News Tribune* and the *Associated Press*... His uncle, former NFL quarterback Mark Rypien, was named Super Bowl XXVI MVP with Washington... Brett Rypien was born on July 9, 1996 in Spokane, Wash.

RYPIEN'S CAREER GAME-WINNING DRIVES IN 4TH QTR. OR OVERTIME (1)

| Date | Opponent | Down/Tied | Won | Game-Winning Play | Time Left | Drive/T.O.P. | Rypien's Drive Stats |
|---------|--------------|-----------|-------|-------------------|-----------|--------------|----------------------|
| 10/1/20 | at N.Y. Jets | 28-27 | 37-28 | McManus 53 FG | 3:13 | 9-40/3:15 | 2-5-38 |

RYPIEN'S REGULAR SEASON RECORD

| | | PASSING | | | | | | | | | | | | |
|----------------------|--------|----------|-----------|-------------|-----------|-------------|------------|------------|----------|------------|----------|-------------|------------|------------|
| Year | Club | G | S | Att. | Comp. | Pct. | Yds. | Yds./Att. | TD | % Int. | % LG | Sack/Yds. | Rtg. | |
| 2019 | Denver | 0 | 0 | 0 | 0 | 0.0 | 0 | — | 0 | 0.0 | 0 | 0 | 0/0 | — |
| 2020 | Denver | 3 | 1 | 40 | 27 | 67.5 | 295 | 7.4 | 2 | 5.0 | 4 | 10.0 | 48t | 1/0 |
| CAREER TOTALS | | 3 | 1 | 40 | 27 | 67.5 | 295 | 7.4 | 2 | 5.0 | 4 | 10.0 | 48t | 1/0 |
| | | RUSHING | | | | | | | SCORING | | | | | |
| Year | Club | Att. | Yds. | Avg. | LG | TD | TD | TDr | TDp | TDrt | 2pt | Pts. | | |
| 2019 | Denver | 0 | 0 | 0.0 | — | 0 | 0 | 0 | 0 | 0 | 0 | 0 | | |
| 2020 | Denver | 5 | -5 | -1.0 | -1 | 0 | 2 | 0 | 2 | 0 | 0 | 12 | | |
| CAREER TOTALS | | 5 | -5 | -1.0 | -1 | 0 | 2 | 0 | 2 | 0 | 0 | 12 | | |

BRETT RYPIEN'S 2021 GAME-BY-GAME

(Victories asterisked)

| 2021 DENVER (7-8) | | PASSING | | | | | | | | | | RUSHING | | | | |
|----------------------|-----|------------|----------|----------|----------|----------|----------|----------|----------|------------|----------|----------|----------|------------|----------|----------|
| Opponent | P/S | Att. | Comp. | Yds. | Pct. | TD | INT | LG | S/Yds. | Rtg. | Att. | Yds. | Avg. | LG | TD | |
| Games 1-3 | | | | | | | | | | | | | | | | |
| Games 4-8 | | | | | | | | | | | | | | | | |
| Games 9-10 | | | | | | | | | | | | | | | | |
| Games 11-14 | | | | | | | | | | | | | | | | |
| Game 15 | | | | | | | | | | | | | | | | |
| Season Totals | | 0/0 | 0 | 0 | 0 | — | 0 | 0 | — | 0/0 | — | 0 | 0 | 0.0 | — | 0 |



ERIC SAUBERT

82

TIGHT END

6-5 • 253 • 5TH YR. • DRAKE

BORN: May 9, 1994, in Chicago

HIGH SCHOOL: Hoffman Estates (Ill.) High School

ACQUIRED: Free Agent, 2021

NFL YEAR: 5th • YEAR WITH BRONCOS: 1st

NFL GAMES PLAYED/STARTED: 55/9



SAUBERT AT A GLANCE:

- A fifth-year tight end who has played 55 career regular-season games (9 starts) with Atlanta (2017-18), Chicago (2019), Jacksonville (2020) and Denver (2021).
- Recorded 18 catches for 132 yards (7.3 avg.) and a touchdown to go along with seven special-teams tackles during his career.
- Appeared in eight games (4 starts) with the Jaguars in 2020, posting three catches for 16 yards (5.3 avg.) and two special-teams stops.
- Saw action in two games with the Bears in 2019, tallying two receptions for 21 yards (10.5 avg.).
- Played 30 games (1 start) with the Falcons (2017-18), registering five catches for 48 yards (9.6 avg.).
- Recorded 41 games played over four seasons (2013-16) at Drake University, garnering 190 catches for 2,253 yards (11.9 avg.) with 21 touchdowns.
- Signed by Denver as a free agent on May 3, 2021.
- Selected by the Falcons in the fifth round (174th overall) of the 2017 NFL Draft.

CAREER TRANSACTIONS: Signed by Atlanta as a draft pick 5/11/17; Traded from Atlanta to New England 8/12/19; Waived by New England 8/31/19; Signed by Oakland (practice squad) 9/2/19; Signed by Chicago (practice squad) 11/30/19; Waived by Chicago 9/16/20; Signed by Jacksonville (practice squad) 9/19/20; Signed by Denver 5/3/21.



2021: Saubert made his first start of the season at Pit. (10/10)... Set season highs in catches (3), receiving yards (23) and longest catch (11) vs. L.V. (10/17)... Scored his first career touchdown vs. LAC (11/28).

2020: Saubert appeared in eight games (4 starts) with Jacksonville... Recorded three catches for 16 yards (5.3 avg.) to go along with two special-teams tackles.

2019: Saubert saw action in two games with Chicago... Posted two catches for 21 yards (10.5 avg.).

2018: Saubert played all 16 games (1 start) with Atlanta... Collected five catches for 48 yards (9.6 avg.) in addition to tallying three special-teams stops.

2017: Saubert, who was drafted by the Falcons in the fifth round (174th overall) of the 2017 NFL Draft, played 14 games and recorded one special-teams tackle.

COLLEGE: Saubert saw action in 41 games over four collegiate seasons (2013-16) at Drake University... Recorded 190 catches for 2,253 yards (11.9 avg.) with 21 touchdowns during his collegiate career... Earned his fourth All-PFL (Pioneer Football League) accolade and was named first-team PFL after posting 56 receptions for 776 yards (13.9 avg.) with 10 scores during his senior season... Finished the 2016 campaign with the 19th most touchdowns in the nation (10) while ranking second among tight ends with 70.5 receiving yards per contest.

PERSONAL: Saubert attended Hoffman Estates (Ill.) High School, where he was a two-year football and basketball letter winner... Selected to the Mid-Suburban League all-conference team and the Daily Herald all-area team as a senior... Earned a spot on the A-Honor Roll as well as the Outstanding Service Award from Hoffman Estates High School... Eric Saubert was born on May 9, 1994 in Chicago.

SAUBERT'S REGULAR SEASON RECORD

| Year | Club | RECEIVING | | | | | | | SCORING | | | | | |
|----------------------|--------------|-----------|----------|-----------|------------|------------|-----------|----------|----------|----------|----------|----------|----------|----------|
| | | G | S | No. | Yds. | Avg. | LG | TD | TD | TDr | TDp | TDrt | 2pt | Pts. |
| 2017 | Atlanta | 14 | 0 | 0 | 0 | — | — | 0 | 0 | 0 | 0 | 0 | 0 | 0 |
| 2018 | Atlanta | 16 | 1 | 5 | 48 | 9.6 | 17 | 0 | 0 | 0 | 0 | 0 | 0 | 0 |
| 2019 | Chicago | 2 | 0 | 2 | 21 | 10.5 | 11 | 0 | 0 | 0 | 0 | 0 | 0 | 0 |
| 2020 | Jacksonville | 8 | 4 | 3 | 16 | 5.3 | 9 | 0 | 0 | 0 | 0 | 0 | 0 | 0 |
| 2021 | Denver | 15 | 4 | 8 | 47 | 5.9 | 11 | 1 | 1 | 0 | 1 | 0 | 0 | 6 |
| CAREER TOTALS | | 55 | 9 | 18 | 132 | 7.3 | 17 | 1 | 1 | 0 | 1 | 0 | 0 | 6 |

ADDITIONAL STATISTICS: Special-teams tackles — 2017 (1), 2018 (3), 2020 (2), 2021 (1), TOTAL (7). Miscellaneous tackles — 2020 (1), 2021 (1), TOTAL (2).

ERIC SAUBERT'S 2021 GAME-BY-GAME

(Victories asterisked)

| 2021 DENVER (7-8) | | | RECEIVING | | | | | SCORING | |
|----------------------|--------------------|-------------|-----------|-----------|------------|-----------|----------|----------|----------|
| Date | Opponent | P/S | No. | Yds. | Avg. | LG | TD | 2pt. | Pts. |
| Sept 12 | at N.Y. Giants* | P | 1 | 7 | 7.0 | 7 | 0 | 0 | 0 |
| Sept 19 | at Jacksonville* | P | 1 | 7 | 7.0 | 7 | 0 | 0 | 0 |
| Sept 26 | vs. N.Y. Jets* | P | 0 | 0 | — | — | 0 | 0 | 0 |
| Oct 3 | vs. Baltimore | P | 0 | 0 | — | — | 0 | 0 | 0 |
| Oct 10 | at Pittsburgh | S | 0 | 0 | — | — | 0 | 0 | 0 |
| Oct 17 | vs. Las Vegas | S | 3 | 23 | 7.7 | 11 | 0 | 0 | 0 |
| Oct 21 | at Cleveland | S | 1 | 3 | 3.0 | 3 | 0 | 0 | 0 |
| Oct 31 | vs. Washington* | P | 0 | 0 | — | — | 0 | 0 | 0 |
| Nov 7 | at Dallas* | S | 1 | 6 | 6.0 | 6 | 0 | 0 | 0 |
| Nov 14 | vs. Philadelphia | P | 0 | 0 | — | — | 0 | 0 | 0 |
| Nov 28 | vs. L.A. Chargers* | P | 1 | 1 | 1.0 | 1t | 1 | 0 | 6 |
| Dec 5 | at Kansas city | P | 0 | 0 | — | — | 0 | 0 | 0 |
| Dec 12 | vs. Detroit* | P | 0 | 0 | — | — | 0 | 0 | 0 |
| Dec 19 | vs. Cincinnati | P | 0 | 0 | — | — | 0 | 0 | 0 |
| Dec 26 | at Las Vegas | P | 0 | 0 | — | — | 0 | 0 | 0 |
| Season Totals | | 15/4 | 8 | 47 | 5.9 | 11 | 1 | 0 | 6 |



AUSTIN SCHLOTTMANN 71

GUARD/CENTER

6-6 • 300 • 3RD YR. • TEXAS CHRISTIAN
BORN: Sept. 18, 1995 in Brenham, Texas
HIGH SCHOOL: Brenham (Texas) High School
ACQUIRED: College Free Agent, 2018
NFL YEAR: 3rd • **YEAR WITH BRONCOS:** 3rd
NFL GAMES PLAYED/STARTED: 40/7



SCHLOTTMANN AT A GLANCE:

- A third-year offensive lineman who appeared in 40 contests (6 starts at RG, 1 at C) with Denver (2019-21) after spending his entire rookie season in 2018 on the club's practice squad.
- Appeared in 16 games (2 starts at RG) in 2020, allowing just one sack and no penalties.
- Appeared in 16 games (4 starts at RG) for Denver in 2019, allowing a half sack and one penalty.
- Saw action in 51 games (29 starts) at Texas Christian University, earning honorable mention All-Big 12 conference honors as a senior.
- Entered the NFL with the Broncos as a college free agent on May 1, 2018

CAREER TRANSACTIONS: Signed by Denver as a college free agent 5/1/18; Waived by Denver 9/1/18; Signed by Denver (practice squad) 9/2/18; Signed by Denver to a future contract 12/31/18.



2021: Appeared in his first game of the season vs. LAC (11/28)... Made his first career start at center at L.V. (12/26).

2020: Schlottmann appeared in all 16 games with Denver, making two starts at right guard... Allowed just one sack and was called for zero penalties... Made his first start of the season at right guard vs. LAC (11/1)... Started his second consecutive game at RG at Atl. (11/8).

2019: Schlottmann played in all 16 games (4 starts) after making the team out of training camp... Saw action as a reserve offensive lineman in Games 1-12... Made his first career start at right guard at Hou. (12/8)... Opened the final three games of the season at right guard.

2018: Schlottmann, who entered the NFL as a college free agent on May 1, spent his entire rookie season on Denver's practice squad.

COLLEGE: Schlottmann appeared in 51 games (29 starts) at Texas Christian University... Was an honorable mention All-Big-12 Conference selection after opening all 14 games (8 at C; 6 at RG) as a senior... Started 11 games as a junior and was chosen to the Big-12 Second Team despite missing two conference games... Played 13 games (4 starts) as a sophomore, earning starts at center and right guard... Saw action in all 13 games as a true freshman.

PERSONAL: Attended Brenham (Texas) High School, where he was a teammate of Broncos wide receiver Courtland Sutton... Did not allow a sack his senior year... Austin Schlottmann (pronounced SHLOTE-man) was born on Sept. 18, 1995 in Brenham, Texas.

SCHLOTTMANN'S REGULAR SEASON RECORD

| Year | Club | G | S |
|----------------------|--------|-----------|----------|
| 2019 | Denver | 16 | 4 |
| 2020 | Denver | 16 | 2 |
| 2021 | Denver | 8 | 1 |
| CAREER TOTALS | | 40 | 7 |



JUSTIN SIMMONS

31

SAFETY



6-2 • 202 • 6TH YR. • BOSTON COLLEGE

BORN: Nov. 19, 1993, in Manassas, Va.

HIGH SCHOOL: Martin County High School, Stuart, Fla.

ACQUIRED: Draft #3 (98th overall), 2016

NFL YEAR: 6th • **YEAR WITH BRONCOS:** 6th

NFL GAMES PLAYED/STARTED: 89/79

SIMMONS AT A GLANCE:

- A sixth-year player who is just the fifth safety in Broncos' history to be named a Pro Bowler (2020) and an All-Pro (second-team, 2019) while with the team.
- Played 89 games (79 starts) during his first six seasons with Denver (2016-21), posting 446 tackles (334 solo), 4.0 sacks (30 yds.), 21 interceptions (352 yds., 1TD), 49 passes defended, one fumble recovery, two blocked field goals, one blocked extra point and 12 special-teams stops.
- Chosen as the Broncos nomination for the Walter Payton NFL Man of the Year Award for three consecutive years (2019-21) while also becoming the first three-time winner of the Darrent Williams Good Guy Award for (2017, '19-20) as voted on by the team's local media.
- Ranks fifth in Broncos' history among safeties with 21 career interceptions and joins Steve Foley as the only Broncos safeties to accumulate multiple interceptions in each their first six seasons since the 1907 AFL/NFL merger.
- Posted at least four interceptions in each of the last three seasons (2019-21), joining Patriots CB J.C. Jackson as the only NFL players to accomplish that feat.
- Recognized as one of two active defensive backs (Kevin Byard, Ten.) to record totals of least 400 tackles and 20 interceptions since 2016.
- Produced three consecutive 90-tackle, three-interception seasons since 2018—one two NFL players (Jessie Bates, Cin.) to record those totals in the last three years.
- Was the only defender to play 100% of his team's defensive snaps from 2018-20, logging 3,211 consecutive plays in that span.
- Totaled career highs in interceptions (5) and interception return yards (90) to go along with 96 tackles (77 solo), nine passes defended and one fumble recovery in 2020.
- Became the 13th safety since 1991 to record at least 90 tackles (93), four interceptions and 15 passes defended in a single season in 2019.
- Started all 13 games played during his second NFL season in 2017, totaling 63 tackles (46 solo), one sack (6 yds.), two interceptions (65 yds., TD) and five passes defended.
- Named AFC Special Teams Player of the Week (Week 10, 2016) after blocking an extra point that led to the game-winning defensive two-point conversion at New Orleans (11/3/16).
- Opened 32-of-50 career games at Boston College, posting 229 tackles (165 solo), eight interceptions (50 yds.), 22 passes defended, four forced fumbles, four fumble recoveries and one sack (15 yds.).
- Attended Martin County High School in Stuart, Fla., earning All-Area Defensive Player of the Year honors in addition to being named second-team All-Florida.
- Selected by the Broncos in the third round (98th overall) of the 2016 NFL Draft.

31's TROPHY CASE

| | |
|-----------------------------|------|
| All-Pro (Second Team) | 2019 |
| Pro Bowl (1) | 2020 |

CAREER TRANSACTIONS: Signed by Denver as a draft choice 5/13/16.



2021: Simmons tied for the team lead in tackles and recorded six solo defensive stops at NYG (9/12)... Registered 17th career interception (35 yds.) and added two tackles (1 solo) and one pass defended vs. NYJ (9/26)... Recorded his 12th career game with multiple passes defended (2) and added a season-high eight tackles (6 solo) vs. Bal. (10/3)... Tied for the team lead in tackles, posting eight defensive stops (5 solo) at Pit. (10/10)... Totaled five tackles (3 solo) and one pass defended at Cle. (10/21)... Registered first career multi-interception game, recording two interceptions (24 yds.) to go along with two passes defended and seven solo tackles vs. Was. (10/31)... Collected two passes defended for the second consecutive game and added two solo tackles at Dal. (11/7)... Recorded five tackles (4 solo) and tallied his 20th career interception (17 yds.) vs. Phi. (11/14)...

SIMMONS AN EVERY-SNAP PLAYER

NFL DEFENDERS, PCT. OF DEFENSIVE SNAPS PLAYED, 2018-2020

| Player (Tm.) | Pct. of Team Snaps | Snaps |
|----------------------------------|--------------------|-------|
| 1. Justin Simmons (Den.) | 100.0% | 3,211 |
| 2. Kevin Byard (Ten.) | 99.1% | 3,230 |
| 3. Jesse Bates (Cin.) | 98.9% | 3,213 |
| 4. Kyle Fuller (Den.) | 98.3% | 3,128 |
| 5. Malcolm Jenkins (N.O. / Phi.) | 97.8% | 3,077 |

NFL DEFENDERS, PCT. OF DEFENSIVE SNAPS PLAYED, 2020

| Player (Tm.) | Pct. of Team Snaps | Snaps |
|--------------------------|--------------------|-------|
| 1. Justin Simmons (Den.) | 100.0% | 1,085 |
| Anthony Harris (Min.) | 100.0% | 1,067 |
| Vonn Bell (Cin.) | 100.0% | 1,057 |
| John Johnson (LAR) | 100.0% | 1,023 |
| 5. Marcus Maye (NYJ) | 99.9% | 1,136 |

*- Snap counts according to Sport Radar 360 (inc. plays with penalties)

Posted eight tackles (seven solo) and 2 passes defended vs. LAC (11/28)... Recorded his first career multi-sack game (2.0, 15 yards), adding four tackles (three solo) vs. Cin. (12/19).

2020: Simmons, who started all 16 games for the third consecutive season, set career highs in interceptions (5) and interception return yards (90) to go with 96 tackles (77 solo), nine passes defended and a fumble recovery... Tied for fourth (Quandre Diggs, Sea.; Harrison Smith, Min.) among all defensive backs with five interceptions in 2020... Collected eight tackles (7 solo), two passes defended and an interception (37 yds.) at Pit. (9/20)... Added eight tackles (7 solo) vs. T.B. (9/27)... Collected first career fumble recovery and added eight tackles (all solo) at N.E. (10/18)... Nabbed second interception of the season (46 yds.) and added five tackles (4 solo) and a pass defended vs. LAC (11/1)... Posted third interception of the campaign and added five tackles (4 solo) and two passes defended at Atl. (11/8)... Registered a season-high nine tackles (5 solo) at L.V. (11/15)... Led the team in tackles with seven stops (6 solo), had two passes defended and registered his 15th career interception vs. Mia (11/22)... Tied for the team lead in tackles and had seven defensive stops (all solo) at Car. (12/13)... Posted two passes defended and tallied his 16th career interception vs. L.V. (1/3), surpassing former Bronco Deltha O'Neal for the second-most interceptions by a player through his first five seasons with the team.

2019: Simmons was named second-team All-Pro by the *Associated Press* after posting 93 tackles (65 solo), four interceptions (30 yds.) and 15 passes defended... Tied for second on the team with 93 tackles... Became the 13th safety since 1991 to record at least 90 tackles, four interceptions and 15 passes defended... Was one of five defensive players to play 100 percent (1,049 snaps) of their team's defensive snaps... Totaled nine tackles (8 solo) and two passes defended vs. Chi. (9/15)... Collected seven tackles (4 solo) and two passes defended against Jac. (9/29)... Registered four tackles (2 solo), one interception (17 yds.) and one pass defended at LAC (10/6)... Picked off Marcus Mariota (5 yds.) and added four solo tackles vs. Ten. (10/13)... Tallied eight tackles (7 solo) and two passes defended vs. K.C. (10/17)... Recorded seven tackles (5 solo) and one pass defended at Ind. (10/27)... Collected eight tackles (6 solo) vs. Cle. (11/3)... Notched eight tackles (7 solo), one pass defended and one interception (8 yds.) at Buf. (11/24)... Made six tackles (2 solo) and recorded three passes defended at Hou. (12/8)... Tallied eight tackles (6 solo) and one interception at K.C. (12/15)... Posted four tackles (2 solo) and one pass defended vs. Oak. (12/29).

2018: Simmons started all 16 games and ranked second on the team with 97 tackles (71 solo) to go along with three interceptions and four passes defended... Was one of three players in the NFL to start 100 percent of his team's defensive snaps... Intercepted Russell Wilson in addition to posting four tackles (3 solo) vs. Sea. (9/9)... Led the team with nine tackles (8 solo) vs. Oak. (9/16)... Blocked a field goal and made five solo tackles at Bal. (9/23)... Paced the team with eight tackles (7 solo) vs. K.C. (10/1)... Led the team with seven tackles (4 solo) at NYJ (10/7)... Intercepted Patrick Mahomes in addition to posting five tackles (4 solo) at K.C. (10/28)... Tied for the team lead with 10 tackles (5 solo) and added one pass defended at LAC (11/18)... Blocked one field goal and posted eight tackles (6 solo) vs. Pit. (11/25)... Intercepted Jeff Driskel (8 yds.) in addition to making nine tackles (7 solo) at Cin. (12/2)... Led the team with seven tackles (4 solo) vs. Cle. (12/15).

2017: Simmons opened all 13 games played before suffering a season-ending ankle injury in Week 14... Finished with 63 tackles (46 solo), one sack (6 yds.), two interceptions (65 yds., TD) and five passes defended... Recorded six tackles apiece vs. LAC (9/11) and vs. Dal. (9/17)... Intercepted EJ Manuel to seal Denver's victory vs. Oak (10/1)... Led the team with a career-high 11 tackles (all solo) and posted two passes defended vs. NYG (10/15)... Tallied two solo tackles and a career-high four special-teams stops at Phi. (11/5)... Tied for the team lead with 10

SIMMONS AMONG THE GREAT BRONCOS SAFETIES

MOST CAREER INTERCEPTIONS BY A BRONCOS SAFETY, ALL-TIME

| Player | Years | INTs |
|-------------------|------------|------|
| 1. Tyrone Braxton | 1987-99 | 34 |
| 2. Mike Harden | 1980-88 | 33 |
| 3. Dennis Smith | 1981-94 | 30 |
| 4. Steve Atwater | 1989-98 | 24 |
| 5. Justin Simmons | 2016-pres. | 21 |

SIMMONS AN ALL-PRO & PRO BOWL SAFETY

BRONCOS SAFETIES NAMED A PRO BOWLER AND ALL PRO W/ TEAM

| Player | Pro Bowls | All-Pro Honors | Years w/ Denver |
|-------------------|-----------|----------------|-----------------|
| 1. Steve Atwater | 8 | 3 | 1989-98 |
| 2. Dennis Smith | 6 | 1 | 1981-94 |
| 3. Billy Thompson | 3 | 1 | 1969-81 |
| 4. Brian Dawkins | 2 | 1 | 2009-11 |
| 5. Justin Simmons | 1 | 1 | 2016-pres. |

tackles (6 solo) and sacked Tom Brady (6 yds.) vs. N.E. (11/12)... Intercepted Jay Cutler and returned it 65 yards for a touchdown in addition to finishing with five tackles (3 solo) and two special-teams stops at Mia. (12/3).

2016: Selected by the Broncos in the third round (98th overall) of the 2016 NFL Draft, Simmons played 13 games (3 starts) and recorded 24 tackles (20 solo), one sack (9 yds.), two interceptions (83 yds.), four passes defended, one blocked extra point and five special-teams stops... Posted one solo tackle in his NFL debut vs. Car. (9/8)... Blocked an extra point with 1:22 remaining at N.O. (11/13) that was returned for the game-winning defensive two-point conversion... Earned AFC Special Teams Player of the Week recognition for his contributions... Made his first career start and finished with two tackles (1 solo) vs. N.E. (12/18).

COLLEGE: Simmons opened 32-of-50 games at Boston College, racking up 229 tackles (165 solo), eight interceptions (50 yds.), 22 passes defended, four forced fumbles, four fumble recoveries and one sack (15 yds.)... Started all 12 games at safety for the nation's top-ranked defense (254.3 ypg.) as a senior... Finished with 67 tackles (49 solo), five interceptions (28 yds.), seven passes defended, two forced fumbles and three fumble recoveries, earning All-Atlantic Coast Conference second-team honors... Opened all 13 games in his junior campaign, starting the first seven contests at safety before moving to cornerback for the final six games... Led the team with 76 tackles (63 solo) and added two interceptions (20 yds.), seven passes defended and one sack (15 yds.)... Saw action in all 13 games as a sophomore, recording 34 tackles (22 solo), three passes defended and one fumble recovery... Appeared in all 12 games as a true-freshman, starting six contests at safety and one at cornerback.

PERSONAL: Simmons attended Martin County High School in Stuart, Fla., where he earned All-Area Defensive Player of the Year honors from *Scripps Treasure Coast Newspapers*... Majored in communications at Boston College and was presented with the Jay McGillis Memorial Scholarship... Selected as the Broncos 2019 and '20 Walter Payton Man of the Year... Selected as Pop Warner's 2021 Inspiration to the Youth Award winner... Chosen as a Broncos Community Ambassador Award winner in 2017 after making 16 community visits, highlighted by his work with children from the Boys & Girls Clubs of Metro Denver... Justin Simmons was born on Nov. 19, 1993 in Manassas, Va.

SIMMONS' REGULAR SEASON RECORD

| Year | Club | G | S | UT | A | TT | S-Yds. | I-Yds. | PD | FF | FR | TD-Int. | TD-FR | S | Pts. |
|----------------------|--------|-----------|-----------|------------|------------|------------|---------------|---------------|-----------|----------|----------|----------|----------|----------|----------|
| 2016 | Denver | 13 | 3 | 20 | 4 | 24 | 1-9 | 2-83 | 4 | 0 | 0 | 0 | 0 | 0 | 0 |
| 2017 | Denver | 13 | 13 | 46 | 17 | 63 | 1-6 | 2-65 | 5 | 0 | 0 | 1 | 0 | 0 | 6 |
| 2018 | Denver | 16 | 16 | 71 | 26 | 97 | 0-0 | 3-8 | 4 | 0 | 0 | 0 | 0 | 0 | 0 |
| 2019 | Denver | 16 | 16 | 65 | 28 | 93 | 0-0 | 4-30 | 15 | 0 | 0 | 0 | 0 | 0 | 0 |
| 2020 | Denver | 16 | 16 | 77 | 19 | 96 | 0-0 | 5-90 | 9 | 0 | 1 | 0 | 0 | 0 | 0 |
| 2021 | Denver | 15 | 19 | 55 | 18 | 73 | 1.5-13 | 5-76 | 12 | 0 | 0 | 0 | 0 | 0 | 0 |
| CAREER TOTALS | | 89 | 79 | 334 | 112 | 446 | 3.5-28 | 21-352 | 49 | 0 | 1 | 1 | 0 | 0 | 6 |

ADDITIONAL STATISTICS: Special-teams tackles — 2016 (6), 2017 (6), TOTAL (12). Blocked an extra point at N.O., 11/13/16. Blocked a field goal at Bal., 9/23/18. Blocked a field goal vs. Pit., 11/25/18.

SIMMONS' SINGLE-GAME HIGHS

(Postseason in parentheses)

Tackles — 11, vs. New York Giants, 10/15/17 (none). **Sacks** — 2, vs. Cincinnati, 12/19/21 (none). **Sack yards** — 15, vs. Cincinnati, 12/19/21 (none). **Interceptions** — 2, vs. Washington, 10/31/21 (none). **Interception return yards** — 65t, at Miami, 12/3/17 (none). **Passes Defended** — 3, at Houston, 12/8/19 (none). **Fumble Recoveries** — 1, at New England, 10/18/20 (none). **Special-teams tackles** — 4, at Philadelphia, 11/5/17 (none).

SIMMONS' INTERCEPTIONS BY QUARTERBACK (21)

| Quarterback | Interceptions | Quarterback | Interceptions |
|-----------------|---------------|--------------------|---------------|
| Patrick Mahomes | 2 | Marcus Mariota | 1 |
| Taylor Heinicke | 2 | Josh Allen | 1 |
| Alex Smith | 1 | Ben Roethlisberger | 1 |
| Connor Cook | 1 | Justin Herbert | 1 |
| EJ Manuel | 1 | Matt Ryan | 1 |
| Jay Cutler | 1 | Ryan Fitzpatrick | 1 |
| Russell Wilson | 1 | Derek Carr | 1 |
| Jeff Driskel | 1 | Zach Wilson | 1 |
| Philip Rivers | 1 | Jalen Hurts | 1 |
| Jared Goff | 1 | | |

JUSTIN SIMMONS' 2021 GAME-BY-GAME

(Victories asterisked)

| 2021 DENVER (7-8) | | TACKLES | | | | | | | | | |
|----------------------|--------------------|---------|--------------|-----------|-----------|-----------|---------------|-------------|-----------|----------|----------|
| Date | Opponent | P/S | UT | A | TT | S-Yds. | I-Yds. | PD | FF | FR | |
| Sept 12 | at N.Y. Giants* | S | 6 | 0 | 6 | 0-0 | 0-0 | 0 | 0 | 0 | |
| Sept 19 | at Jacksonville* | S | 0 | 1 | 1 | 0-0 | 0-0 | 0 | 0 | 0 | |
| Sept 26 | vs. N.Y. Jets* | S | 1 | 1 | 2 | 0-0 | 1-35 | 1 | 0 | 0 | |
| Oct 3 | vs. Baltimore | S | 6 | 2 | 8 | 0-0 | 0-0 | 2 | 0 | 0 | |
| Oct 10 | at Pittsburgh | S | 5 | 3 | 8 | 0-0 | 0-0 | 0 | 0 | 0 | |
| Oct 17 | vs. Las Vegas | S | 1 | 2 | 3 | 0-0 | 0-0 | 0 | 0 | 0 | |
| Oct 21 | at Cleveland | S | 3 | 2 | 5 | 0-0 | 0-0 | 1 | 0 | 0 | |
| Oct 31 | vs. Washington* | S | 7 | 0 | 7 | 0-0 | 2-24 | 2 | 0 | 0 | |
| Nov 7 | at Dallas* | S | 2 | 0 | 2 | 0-0 | 0-0 | 2 | 0 | 0 | |
| Nov 14 | vs. Philadelphia | S | 4 | 1 | 5 | 0-0 | 1-17 | 1 | 0 | 0 | |
| Nov 28 | vs. L.A. Chargers* | S | 7 | 1 | 8 | 0-0 | 1-17 | 2 | 0 | 0 | |
| Dec 5 | at Kansas City | S | 2 | 0 | 2 | 0-0 | 0-0 | 0 | 0 | 0 | |
| Dec 12 | vs. Detroit* | S | 5 | 1 | 6 | 0-0 | 1-0 | 1 | 0 | 0 | |
| Dec 19 | vs. Cincinnati | S | 3 | 1 | 4 | 1.5-13 | 0-0 | 0 | 0 | 0 | |
| Dec 26 | at Las Vegas | S | 4 | 2 | 5 | 0-0 | 0-0 | 0 | 0 | 0 | |
| Season Totals | | | 15/15 | 55 | 18 | 73 | 1.5-13 | 5-76 | 12 | 0 | 0 |



DIONTAE SPENCER

11

WIDE RECEIVER

5-8 • 170 • 3RD YR. • MCNEESE STATE**BORN:** March 19, 1992, in New Iberia, La.**HIGH SCHOOL:** Westgate High School, New Iberia, La.**ACQUIRED:** Waivers (Pit.), 2019**NFL YEAR:** 3rd • **YEAR WITH BRONCOS:** 3rd**NFL GAMES PLAYED/STARTED:** 41/2

SPENCER AT A GLANCE:

- A third-year wide receiver who appeared in 41 games (2 starts) with Denver after spending four seasons in the Canadian Football League with the Toronto Argonauts (2015-16) and the Ottawa Redblacks (2017-18).
- Totaled 10 receptions for 54 yards (5.4 avg.) and six carries for 25 yards (4.2 avg.) to go along with 47 kickoff returns for 1,008 yards (21.4 avg.) and 66 punt returns for 663 yards (10.0 avg.) with one touchdown during his career.
- Posted 16 punt returns for 253 yards (15.8 avg., 1 TD) and 15 kickoff returns for 281 yards (18.7 avg.) in 11 games played with Denver in 2020.
- Returned 26 punts for 208 yards (8.0 avg.) and 15 kickoffs for 436 yards (29.1 avg.) in addition to catching six passes for 31 yards (5.2 avg.) in 2019.
- Appeared in 57 Canadian Football League games with Toronto and Ottawa, where he recorded 259 receptions for 3,137 yards (12.1 avg.) with 19 touchdowns and 191 punt returns for 2,162 yards with two touchdowns.
- Played collegiately at McNeese State University from 2010-14, catching 101 passes for 1,496 yards (14.8 avg.) with 11 touchdowns during his career.
- Claimed by Denver off waivers from Pittsburgh on Sep. 1, 2019.
- Entered the NFL as a college free agent with the St. Louis Rams on May 27, 2014.

CAREER TRANSACTIONS: Signed by St. Louis as a college free agent 5/27/14; Waived by St. Louis 7/22/14; Signed by Pittsburgh 1/4/19; Waived by Pittsburgh 8/31/19; Claimed off waivers by Denver 9/1/19; Re-signed by Denver 4/14/20.



2021: Spencer recorded four kickoff returns for 66 yards (16.5 avg.) vs. L.V. (10/17)... Tallied three kickoff returns for 56 yards (18.7 avg.) at Cle. (10/21).

2020: Spencer posted 16 punt returns for 253 yards (15.8 avg., 1 TD) and 15 kickoff returns for 281 yards (18.7 avg.) in 11 games played with Denver... Collected his first reception of the season (7 yds.) at T.B. (9/27)... Tallied two punt returns for 51 yards (25.5 avg.) at the N.Y. Jets (10/1)... Recorded three kickoff returns for 57 yards (19.0 avg.), including a season-long 28-yard return at L.V. (11/15)... Went 83 yards and collected his first career NFL punt return touchdown (tied for the seventh-longest in franchise history) at Car. (12/13)... Notched five kickoff returns for 111 yards (22.2 avg.) at LAC (12/27).

2019: Spencer played in all 16 games (2 starts), returning 26 punts for 208 yards (8.0 avg.) and 15 kickoffs for 436 yards (29.1 avg.) in addition to catching six passes for 31 yards (5.2 avg.)... Claimed off waivers (Pit.) by Denver on Sep. 1... Made his NFL debut at Oak. (9/9)... Returned three punts for 48 yards (16.0 avg.) vs. Ten. (10/13)... Recorded two receptions for 18 yards (9.0 avg.), five yards on one rush attempt, three punt returns for 22 yards (7.3 avg.) and two kick returns for 39 yards (19.5 avg.) at Ind. (10/27)... Made one catch and returned two kicks for 50 yards (25.0 avg.) in his first career start at Buf. (11/24)... Returned two kicks for 50 yards (25.0 avg.) at K.C. (12/15)... Totaled two punt returns for 22 yards (11.0 avg.) and one kick return for 47 yards vs. Det. (12/22)... Nabbed two punt returns for 42 yards (21.0 yds) vs. Oak. (12/29).

CANADIAN FOOTBALL LEAGUE: Spencer played in 57 games with the Toronto Argonauts (2015-16) and the Ottawa Redblacks (2017-18) of the Canadian Football League... Tallied 259 receptions for 3,137 yards (12.1 avg.) with 19 touchdowns and 191 punt returns for 2,162 yards with two touchdowns... Recorded 107 receptions for 1,208 yards (11.3 avg.) and seven carries for 76 yards (10.9 avg.) with Toronto (2015-16)... Added 939 yards (348 punt return; 555 kickoff return) on 66 touches with the Argonauts... Totaled 152 receptions for 1,929 yards (12.7 avg.) and seven carries for 31 yards (4.4 avg.) with Ottawa (2017-18)... Added 3,200 yards on special teams (1,778 punt return; 1,422 kickoff return) on 215 touches.

2014: Spencer, who entered the NFL as a college free agent with St. Louis on May 27, was waived on July 22.

COLLEGE: Spencer appeared in 44 games at McNeese State University, recording 101 receptions for 1,496 yards (14.8 avg.) with 11 touchdowns... Added 64 carries for 444 yards (6.9 avg.) with four touchdowns... Talled nine punt returns for 106 yards (11.8 avg.) and 41 kickoff returns for 1,117 yards (27.2 avg.).

PERSONAL: Spencer attended Westgate High School in New Iberia, La., where he played both wide receiver and quarterback... Was recognized with all-state, all-district and II-Acadiana honors... Passed for 906 yards with seven touchdowns and rushed for 987 yards with 18 touchdowns as a senior quarterback... Totaled 47 receptions for 648 yards at wide receiver his junior year... Also lettered in baseball and basketball... Diontae Spencer was born on March 19, 1992 in New Iberia, La.

SPENCER'S REGULAR SEASON RECORD

| Year | Club | G | S | RECEIVING | | | | PUNT RETURNS | | | | KICKOFF RETURNS | | | | | | |
|----------------------|--------|-----------|----------|-----------|-----------|------------|-----------|--------------|-----------|------------|-------------|-----------------|----------|-----------|-------------|-------------|-----------|----------|
| | | | | No. | Yds. | Avg. | LG | TD | No. | Yds. | Avg. | LG | TD | No. | Yds. | Avg. | LG | TD. |
| 2019 | Denver | 16 | 2 | 6 | 31 | 5.2 | 20 | 0 | 26 | 208 | 8.0 | 42 | 0 | 15 | 436 | 29.1 | 60 | 0 |
| 2020 | Denver | 11 | 0 | 3 | 26 | 8.7 | 10 | 0 | 16 | 253 | 15.8 | 83t | 1 | 15 | 281 | 18.7 | 28 | 0 |
| 2021 | Denver | 14 | 0 | 1 | -3 | -3.0 | -3 | 0 | 24 | 202 | 8.4 | 25 | 0 | 17 | 291 | 17.1 | 26 | 0 |
| CAREER TOTALS | | 41 | 2 | 10 | 54 | 5.4 | 20 | 0 | 66 | 663 | 10.0 | 83t | 1 | 47 | 1008 | 21.4 | 60 | 0 |

ADDITIONAL STATISTICS: Rushes — 2019 (3 for 6 yds, 2.0 avg., 9 LG), 2020 (3 for 19, 6.3 avg., 9 LG), TOTAL (6 for 25 yds, 4.2 avg., 9 LG). Special-teams FR — 2020 (1), TOTAL (1).

DIONTAE SPENCER'S 2021 GAME-BY-GAME

(Victories asterisked)

| 2021 DENVER (7-8) | | P/S | RECEIVING | | | | PUNT RETURNS | | | | SCORING | | | | |
|----------------------|--------------------|-----|-------------|----------|-----------|-------------|--------------|----------|-----------|------------|------------|-----------|----------|----------|----------|
| Date | Opponent | | No. | Yds. | Avg. | LG | TD | No. | Yds. | Avg. | LG | TD | 2pt. | Pts. | |
| Sept 12 | at N.Y. Giants* | P | 0 | 0 | — | — | 0 | 2 | 24 | 12.0 | 13 | 0 | 0 | 0 | |
| Sept 19 | at Jacksonville* | P | 0 | 0 | — | — | 0 | 2 | 29 | 14.5 | 25 | 0 | 0 | 0 | |
| Sept 26 | vs. N.Y. Jets* | P | 1 | -3 | -3.0 | -3 | 0 | 2 | 16 | 8.0 | 11 | 0 | 0 | 0 | |
| Oct 3 | vs. Baltimore | P | 0 | 0 | — | — | 0 | 2 | 13 | 6.5 | 8 | 0 | 0 | 0 | |
| Oct 10 | at Pittsburgh | P | 0 | 0 | — | — | 0 | 2 | 26 | 13.0 | 13 | 0 | 0 | 0 | |
| Oct 17 | vs. Las Vegas | P | 0 | 0 | — | — | 0 | 0 | 0 | — | — | 0 | 0 | 0 | |
| Oct 21 | at Cleveland | P | 0 | 0 | — | — | 0 | 2 | 16 | 8.0 | 13 | 0 | 0 | 0 | |
| Oct 31 | vs. Washington* | | | | | INACTIVE | | | | | | | | | |
| Nov 7 | at Dallas* | P | 0 | 0 | — | — | 0 | 1 | 1 | 1.0 | 1 | 0 | 0 | 0 | |
| Nov 14 | vs. Philadelphia | P | 0 | 0 | — | — | 0 | 2 | 27 | 13.5 | 19 | 0 | 0 | 0 | |
| Nov 28 | vs. L.A. Chargers* | P | 0 | 0 | — | — | 0 | 2 | 13 | 6.5 | 8 | 0 | 0 | 0 | |
| Dec 5 | at Kansas City | P | 0 | 0 | — | — | 0 | 3 | 6 | 2.0 | 6 | 0 | 0 | 0 | |
| Dec 12 | vs. Detroit* | P | 0 | 0 | — | — | 0 | 2 | 13 | 6.5 | 11 | 0 | 0 | 0 | |
| Dec 19 | vs. Cincinnati | P | 0 | 0 | — | — | 0 | 2 | 18 | 9.0 | 18 | 0 | 0 | 0 | |
| Dec 26 | at Las Vegas | P | 0 | 0 | — | — | 0 | 0 | 0 | — | — | 0 | 0 | 0 | |
| Season Totals | | | 14/0 | 1 | -3 | -3.0 | -3 | 0 | 24 | 202 | 8.4 | 25 | 0 | 0 | 0 |

**SHAMAR STEPHEN****99****DEFENSIVE LINE****6-5 • 309 • 8TH YR. • CONNECTICUT****BORN:** Feb. 25, 1991, in Brookville N.Y.**HIGH SCHOOL:** Long Island (N.Y.) Lutheran High School**ACQUIRED:** Free Agent, 2021**NFL YEAR:** 8th • **YEAR WITH BRONCOS:** 1st**NFL GAMES PLAYED/STARTED:** 113/65 • **POSTSEASON GP/GS:** 4/3**STEPHEN AT A GLANCE:**

- An eighth-year defensive lineman who has appeared in 113 games (65 starts) and four post-season contests (3 starts) for Minnesota (2014-17, '19-20), Seattle (2018) and Denver (2021).
- Totaled 201 tackles (96 solo), 4.5 sacks (37.5 yds.), four passes defended, one forced fumble and three fumble recoveries during his career.
- Started all 16 games with Minnesota in 2020, tallying 34 tackles (20 solo) and 0.5 sacks (4.5 yds.) while logging the second-most defensive snaps (663) among the team's defensive linemen.
- Opened all 15 games played in 2019, finishing with 21 tackles (15 solo), one sack (7 yds.), a career-high three passes defended, one forced fumble and one fumble recovery.
- Appeared in 15 games (14 starts) in his lone season with Seattle in 2018, compiling 25 tackles (11 solo) and a career-high two sacks (17 yds.).
- Logged 28 tackles (9 solo) and one sack (9 yds.) with the Vikings in 2017.
- Registered a career-high 39 tackles (17 solo) and one fumble recovery in 2016 with Minnesota.
- Started 30-of-46 games during his collegiate career at the University of Connecticut (2010-13), posting 130 tackles (55 solo), five sacks (28 yds.), six passes defended and one blocked kick.
- Named UConn's Most Valuable Player and was selected to the second-team All-American Athletic Conference following his senior season in 2013.
- Signed by the Broncos as a free agent on April 7, 2021.
- Selected by the Vikings in the seventh round (220th overall) of the 2014 NFL Draft.

CAREER TRANSACTIONS: Signed by Minnesota as a draft choice 5/20/14; Signed by Seattle 3/16/18; Signed by Minnesota 3/13/19; Signed by Denver 4/8/21.



2020: Stephen started all 16 games with Minnesota in 2020, posting 34 tackles (20 solo) and 0.5 sacks (4.5 yds.)... Opened all 16 games for the second time in his career... Logged the second-most defensive snaps (663) among the team's defensive linemen... Collected one half sack (4.5 yds.) vs. Det. (11/8)... Posted a season-high three tackles on six occasions... Tallied first pass defense of the season and added two assisted tackles vs. Was. (10/31).

2019: Stephen opened all 15 regular-season games played in 2019, finishing with 21 tackles (15 solo), one sack (7 yds.), a career-high three passes defended, one forced fumble and one fumble recovery... Added four tackles (3 solo) in the Viking's two playoff contests... Nabbed one sack (7 yds.) and posted three solo tackles at Chicago (9/29)... Recorded his first career pass defended at Det. (10/20)... Posted first fumble recovery of the season (third of his career) vs. Was. (10/24)... Had one pass defended vs. Det. (12/8)... Registered first career forced fumble and added one pass defended at LAC (12/15)... Tallied two tackles (1 solo) in Minnesota's Wild Card Game victory at New Orleans (1/5)... Totaled two solo tackles in the Viking's Divisional Playoff Game at San Francisco (1/11).

2018: Stephen appeared in 15 regular-season games (14 starts) in his lone season with Seattle in 2018... Totaled 25 tackles (11 solo) and a career high two sacks (17 yds.)... Recorded first sack of the season (6 yds.) at Oak. (10/14)... Posted a quarterback takedown in his second consecutive game and had one sack (11 yds.) at Det. (11 yds.)... Tallied a season-high four tackles (2 solo) vs. LAC (11/4)... Tied season high with four defensive stops (1 solo) at Carolina (11/15)... Garnered two solo tackles in the Seahawks' Wild Card Game at Dal. (1/5).

2017: Stephen saw action in 15 games (1 start), recording 28 tackles (9 solo) and one sack (9 yds.)... Notched a season-high four tackles in the season opener vs. N.O. (9/11)... Nabbed one sack (9 yds.) and added three tackles (1 solo) vs. T.B. (9/24)... Tied season high with four tackles (1 solo) at Car. (12/10).

2016: Stephen started all 16 games for the Vikings in 2016, finishing the with a career-high 39 tackles (17 solo) and one fumble recovery... Recorded his second career fumble recovery and added three tackles (1 solo) vs. G.B. (9/18)... Tallied six tackles (2 solo) vs. Det. (11/6)... Posted five defensive stops (2 solo) at Was. (11/13)... Collected a career-high seven tackles (2 solo) in the season finale vs. Chi. (1/1).

2015: Stephen saw action in five games before being placed on injured reserve on Oct. 20... Totaled three tackles (2 solo) and one forced fumble... Notched his first career forced fumble vs. Det. (9/20)... Had two tackles (1 solo) vs. S.D. (9/27).

2014: Selected by the Vikings in the seventh round (220th overall) of the 2014 NFL Draft, Stephen played all 16 games (3 starts) as a rookie, totaling 23 tackles (13 solo)... Recorded a solo tackle in his NFL debut at the St. Louis Rams (9/7)... Posted a season-high four tackles (2 solo) vs. Car. (11/30).

COLLEGE: Stephen started 30-of-46 games—including the final 22 contests—during his collegiate career at the University of Connecticut from 2010-13... Registered 130 tackles (55 solo), five sacks (28 yds.), six passes defended and one blocked kick during his collegiate career... Named UConn's Most Valuable Player and was selected to the second-team All-American Athletic Conference following his senior season in 2013.

PERSONAL: Stephen was a two-sport standout at Long Island (N.Y.) Lutheran High School, playing football and basketball... Earned All-American Lutheran Team honors after guiding the football team to a 7-2 record as a senior... Finished his final prep year with 57 tackles, 12 sacks and two blocked kicks... Played one season of high school basketball with Philadelphia 76ers forward Tobias Harris... Shamar Stephen was born on Feb. 25, 1991, in Brookville, N.Y.

STEPHEN'S REGULAR SEASON RECORD

| Year | Club | G | S | UT | A | TT | S-Yds. | I-Yds. | PD | FF | FR | TD-Int. | TD-FR | S | Pts. |
|---------------|-----------|-----|----|----|-----|-----|----------|--------|----|----|----|---------|-------|---|------|
| 2014 | Minnesota | 16 | 3 | 13 | 10 | 23 | 0-0 | 0-0 | 0 | 0 | 0 | 0 | 0 | 0 | 0 |
| 2015 | Minnesota | 5 | 0 | 2 | 1 | 3 | 0-0 | 0-0 | 0 | 0 | 1 | 0 | 0 | 0 | 0 |
| 2016 | Minnesota | 16 | 16 | 17 | 22 | 39 | 0-0 | 0-0 | 0 | 0 | 1 | 0 | 0 | 0 | 0 |
| 2017 | Minnesota | 15 | 1 | 9 | 19 | 28 | 1-9 | 0-0 | 0 | 0 | 0 | 0 | 0 | 0 | 0 |
| 2018 | Seattle | 15 | 14 | 11 | 14 | 25 | 2-17 | 0-0 | 0 | 0 | 0 | 0 | 0 | 0 | 0 |
| 2019 | Minnesota | 15 | 15 | 15 | 6 | 21 | 1-7 | 0-0 | 3 | 1 | 1 | 0 | 0 | 0 | 0 |
| 2020 | Minnesota | 16 | 16 | 20 | 14 | 34 | 0.5-4.5 | 0-0 | 0 | 0 | 0 | 0 | 0 | 0 | 0 |
| 2021 | Denver | 15 | 0 | 9 | 19 | 28 | 0-0 | 0-0 | 1 | 0 | 0 | 0 | 0 | 0 | 0 |
| CAREER TOTALS | | 113 | 65 | 96 | 105 | 201 | 4.5-37.5 | 0-0 | 4 | 1 | 3 | 0 | 0 | 0 | 0 |

STEPHEN'S POSTSEASON RECORD

| Year | Club | G | S | UT | A | TT | S-Yds. | I-Yds. | PD | FF | FR | TD-Int. | TD-FR | S | Pts. |
|---------------|-----------|---|---|----|---|----|--------|--------|----|----|----|---------|-------|---|------|
| 2017 | Minnesota | 1 | 0 | 0 | 0 | 0 | 0-0 | 0-0 | 0 | 0 | 0 | 0 | 0 | 0 | 0 |
| 2018 | Seattle | 1 | 1 | 2 | 0 | 2 | 0-0 | 0-0 | 0 | 0 | 0 | 0 | 0 | 0 | 0 |
| 2019 | Minnesota | 2 | 2 | 3 | 1 | 4 | 0-0 | 0-0 | 0 | 0 | 0 | 0 | 0 | 0 | 0 |
| CAREER TOTALS | | 4 | 3 | 5 | 1 | 6 | 0-0 | 0-0 | 0 | 0 | 0 | 0 | 0 | 0 | 0 |

STEPHEN'S SINGLE GAME HIGHS

(Postseason in parentheses)

Tackles — 7, vs. Chicago, 1/1/17 (2, 3x, last at San Francisco, 1/11/20). **Sacks** — 1, 4x, last at Chicago, 9/29/19 (none). **Sack yards** — 11, at Detroit, 10/28/18 (none). **Passes Defended** — 1, 4x, last vs. Washington, 10/31/21 (none). **Forced Fumbles** — 1, at L.A. Chargers, 12/15/19 (none). **Fumble Recoveries** — 1, 3x, last vs. Washington, 10/24/19 (none).

SHAMAR STEPHEN'S 2021 GAME-BY-GAME

(Victories asterisked)

| 2021 DENVER (7-8) | | TACKLES | | | | | | | | | | | | | | |
|-------------------|--------------------|---------|-------|---|----|--------|--------|-----|----|----|---|--|--|--|--|--|
| Date | Opponent | P/S | UT | A | TT | S-Yds. | I-Yds. | PD | FF | FR | | | | | | |
| Sept 12 | at N.Y. Giants* | P | 1 | 2 | 3 | 0-0 | 0-0 | 0 | 0 | 0 | | | | | | |
| Sept 19 | at Jacksonville* | P | 1 | 0 | 1 | 0-0 | 0-0 | 0 | 0 | 0 | | | | | | |
| Sept 26 | vs. N.Y. Jets* | P | 1 | 2 | 3 | 0-0 | 0-0 | 0 | 0 | 0 | | | | | | |
| Oct 3 | vs. Baltimore | P | 0 | 2 | 2 | 0-0 | 0-0 | 0 | 0 | 0 | | | | | | |
| Oct 10 | at Pittsburgh | P | 1 | 1 | 2 | 0-0 | 0-0 | 0 | 0 | 0 | | | | | | |
| Oct 17 | vs. Las Vegas | P | 0 | 2 | 2 | 0-0 | 0-0 | 0 | 0 | 0 | | | | | | |
| Oct 21 | at Cleveland | P | 1 | 1 | 2 | 0-0 | 0-0 | 0 | 0 | 0 | | | | | | |
| Oct 31 | vs. Washington* | P | 0 | 2 | 2 | 0-0 | 0-0 | 1 | 0 | 0 | | | | | | |
| Nov 7 | at Dallas* | P | 1 | 0 | 1 | 0-0 | 0-0 | 0 | 0 | 0 | | | | | | |
| Nov 14 | vs. Philadelphia | P | 0 | 1 | 1 | 0-0 | 0-0 | 0 | 0 | 0 | | | | | | |
| Nov 28 | vs. L.A. Chargers* | P | 1 | 1 | 2 | 0-0 | 0-0 | 0 | 0 | 0 | | | | | | |
| Dec 5 | at Kansas City | P | 1 | 2 | 3 | 0-0 | 0-0 | 0 | 0 | 0 | | | | | | |
| Dec 12 | vs. Detroit* | P | 0 | 0 | 0 | 0-0 | 0-0 | 0 | 0 | 0 | | | | | | |
| Dec 19 | vs. Cincinnati | P | 0 | 0 | 0 | 0-0 | 0-0 | 0 | 0 | 0 | | | | | | |
| Dec 26 | at Las Vegas | P | 1 | 3 | 4 | 0-0 | 0-0 | 0 | 0 | 0 | | | | | | |
| Season Totals | | | 145/0 | 9 | 19 | 28 | 0-0 | 0-0 | 1 | 0 | 0 | | | | | |

**CADEN STERNS****30****SAFETY****6-1 • 207 • TEXAS****BORN:** Nov. 2, 1999, in Cibolo, Texas**HIGH SCHOOL:** Steele High School, Cibolo, Texas**ACQUIRED:** Draft #5a (152nd overall), 2021**NFL YEAR:** 1st • **YEAR WITH BRONCOS:** 1st**NFL GAMES PLAYED/STARTED:** 14/1**STERNS AT A GLANCE:**

- A safety who started 28-of-29 games played at the University of Texas, totaling 172 tackles (119 solo), two sacks (5 yds.), five interceptions (33 yds.), eight pass breakups and one blocked kick during his collegiate career.
- Started all seven games played during his final campaign with the Longhorns in 2020, compiling 52 tackles (30 solo), one interception and three pass breakups.
- Named to the Academic All-Big 12 First Team in 2020, and was a preseason watch list candidate for the Bronko Nagurski Trophy and the Chuck Bednarik and Jim Thorpe awards.
- Saw action in nine games (8 starts) as a sophomore in 2019, posting 58 tackles (43 solo), one sack (2 yds.) and one pass breakup.
- Named Big 12 Defensive Freshman of the Year and first team All-Big 12, while becoming the first Longhorn true freshman defensive back to start the first 13 games of his career since S Blake Gideon in 2008.
- Tallied collegiate career highs in tackles (62), interceptions (4), interception yards (33) and pass breakups (4), while adding one sack (3 yds.) and one blocked kick during his freshman campaign.
- Prepped at Steele High School, where he totaled 235 tackles, 11 interceptions, one forced fumble and three fumble recoveries, while being named an All-American as well as an all-state and two-time all-district honoree.
- Selected by the Broncos in the fifth round (152nd overall) of the 2021 NFL Draft.



2021: Sterns, who was selected by the Broncos in the fifth round (152nd overall) of the 2021 NFL Draft, made his NFL debut at NYG (9/12)... Recorded his first career pass defended at Jac. (9/26)... Registered his first career interception (46 yds.), one pass defended and two solo tackles vs. NYJ (9/26)... Collected first career sack and multi-sack game, posting two solo tackles, two quarterback takedowns (12 yds.) and one pass defended vs. Bal. (10/3)... Nabbed his second career interception (1 yd.) and added two solo tackles, one pass defended and one special-teams tackle at Dal. (11/7)... Earned his first career start and tallied one tackle and one pass defense vs. LAC (11/28).

COLLEGE: Sterns opened 28-of-29 games played at Texas, totaling 172 tackles (119 solo), two sacks (5 yds.), five interceptions (33 yds.), eight pass breakups and one blocked kick... Started all seven games played during his final collegiate campaign in 2020, recording 52 tackles (30 solo), one interception and three pass breakups... Chosen to the All-Big 12 Preseason Team and was named to the Academic All-Big 12 First Team... Nabbed as a preseason watch list candidate for the Bronko Nagurski Trophy and the Chuck Bednarik and Jim Thorpe awards... Recorded a career-high 13 tackles (7 solo) vs. Iowa State (11/27)... Saw action in nine games (8 starts) as a sophomore in 2019, posting 58 tackles (43 solo), one sack (2 yds.) and one pass breakup... Named to the Jim Thorpe Award and Bronko Nagurski Trophy watch lists in the preseason, and was selected to the All-Big 12 Preseason Team... Had eight tackles (6 solo) in the Valero Alamo Bowl vs. Utah (12/31)... Started all 13 games played as a freshman in 2018, tallying career highs in tackles (62), interceptions (4), interception yards (33) and pass breakups (4), while adding one sack (3 yds.) and one blocked kick... Named Big 12 Defensive Freshman of the Year and first team All-Big 12... Posted first interception of his career and added four tackles (3 solo) vs. Tulsa (9/8)... Tallied career-high two interceptions (33 yds.) and added five tackles (2 solo) vs. TCU (9/22).

PERSONAL: Sterns prepped at Steele High School in Cibolo, Texas, where he totaled 235 tackles, 11 interceptions, one forced fumble and three fumble recoveries... Named an All-American as well as an all-state and two-time all-district honoree during his tenure... Earned Defensive MVP honors in the 2018 U.S. Army All-American Bowl... His brother, Jordan, played collegiately at Oklahoma State and was a member of the Kansas City Chiefs from 2017-18... Caden Sterns was born on Nov. 2, 1999, in Cibolo, Texas.

STERN'S' REGULAR SEASON RECORD

| Year | Club | G | S | UT | A | TT | S-Yds. | I-Yds. | PD | FF | FR | TD-Int. | TD-FR | S | Pts. |
|----------------------|--------|-----------|----------|-----------|----------|-----------|-------------|-------------|----------|----------|----------|----------|----------|----------|----------|
| 2021 | Denver | 14 | 1 | 13 | 2 | 15 | 2-12 | 2-47 | 5 | 0 | 0 | 0 | 0 | 0 | 0 |
| CAREER TOTALS | | 14 | 1 | 13 | 2 | 15 | 2-12 | 2-47 | 5 | 0 | 0 | 0 | 0 | 0 | 0 |

ADDITIONAL STATISTICS: *Special-teams tackles* — 2021 (4), TOTAL (4).

STERN'S' SINGLE GAME HIGHS

(Postseason in parentheses)

Tackles — 2, 3x, last: at Dallas, 11/7/21 (none). **Sacks** — 2, vs. Baltimore, 10/3/21 (none). **Sack yards** — 12, vs. Baltimore, 10/3/21 (none). **Interceptions** — 1, twice, last: at Dallas, 11/7/21 (none). **Interception return yards** — 46, vs. N.Y. Jets, 9/26/21 (none). **Passes Defensed** — 1, 5x, last: vs. LAC, 11/28/21 (none).

CADEN STERN'S' 2021 GAME-BY-GAME

(Victories asterisked)

| 2021 DENVER (7-8) | | TACKLES | | | | | | | | | | | | | |
|----------------------|--------------------|---------|-------------|-----------|----------|-----------|-------------|-------------|----------|----------|----------|--|--|--|--|
| Date | Opponent | P/S | UT | A | TT | S-Yds. | I-Yds. | PD | FF | FR | | | | | |
| Sept 12 | at N.Y. Giants* | P | 0 | 0 | 0 | 0-0 | 0-0 | 0 | 0 | 0 | | | | | |
| Sept 19 | at Jacksonville* | P | 0 | 0 | 0 | 0-0 | 0-0 | 1 | 0 | 0 | | | | | |
| Sept 26 | vs. N.Y. Jets* | P | 2 | 0 | 2 | 0-0 | 1-46 | 1 | 0 | 0 | | | | | |
| Oct 3 | vs. Baltimore | P | 2 | 0 | 2 | 2-12 | 0-0 | 1 | 0 | 0 | | | | | |
| Oct 10 | at Pittsburgh | P | 1 | 0 | 1 | 0-0 | 0-0 | 0 | 0 | 0 | | | | | |
| Oct 17 | vs. Las Vegas | P | 1 | 0 | 1 | 0-0 | 0-0 | 0 | 0 | 0 | | | | | |
| Oct 21 | at Cleveland | P | 0 | 0 | 0 | 0-0 | 0-0 | 0 | 0 | 0 | | | | | |
| Oct 31 | vs. Washington* | P | 1 | 0 | 1 | 0-0 | 0-0 | 0 | 0 | 0 | | | | | |
| Nov 7 | at Dallas* | P | 2 | 0 | 2 | 0-0 | 1-1 | 1 | 0 | 0 | | | | | |
| Nov 14 | vs. Philadelphia | P | 2 | 1 | 3 | 0-0 | 0-0 | 0 | 0 | 0 | | | | | |
| Nov 28 | vs. L.A. Chargers* | S | 0 | 1 | 1 | 0-0 | 0-0 | 1 | 0 | 0 | | | | | |
| Dec 5 | at Kansas City | P | 0 | 0 | 0 | 0-0 | 0-0 | 0 | 0 | 0 | | | | | |
| Dec 12 | vs. Detroit* | P | 2 | 0 | 2 | 0-0 | 0-0 | 0 | 0 | 0 | | | | | |
| Game 14 | | | | | | INACTIVE | | | | | | | | | |
| Dec 26 | at Las Vegas | P | 0 | 0 | 0 | 0-0 | 0-0 | 0 | 0 | 0 | | | | | |
| Season Totals | | | 14/1 | 13 | 2 | 15 | 2-12 | 2-47 | 5 | 0 | 0 | | | | |



JUSTIN STRNAD

40

LINEBACKER



6-2 • 235 • 2ND Yr. • WAKE FOREST

BORN: Aug. 21, 1996, in Palm Harbor, Fla.

HIGH SCHOOL: East Lake High School, Tarpon Springs, Fla.

ACQUIRED: Draft #5 (178th overall), 2020

NFL YEAR: 2nd • YEAR WITH BRONCOS: 2nd

NFL GAMES PLAYED/STARTED: 14/5

STRNAD AT A GLANCE:

- A second-year linebacker who missed the entire 2020 season after being placed on injured reserve on Aug. 31 with a season-ending wrist injury.
- Started 20-of-47 games played at Wake Forest University, totaling 244 tackles (145 solo), eight sacks (46 yds.), four interceptions (44 yds.), 10 passes defended, three forced fumbles and one fumble recovery.
- Earned honorable-mention All-Atlantic Coast Conference honors as a redshirt senior after finishing with 69 tackles (38 solo), two sacks (18 yds.), one interception and four passes defended in eight games (7 starts).
- Ended his redshirt junior season leading the Deacons with 105 tackles (63 solo), 1.5 sacks (6 yds.), five passes defended and one forced fumble to earn All-ACC honorable mention honors.
- Was a first-team All-Pinellas County selection by *The Tampa Tribune* and the *Tampa Bay Times* as a senior at East Lake High School.
- Selected by the Broncos in the fifth round (178th overall) of the 2020 NFL Draft.

CAREER TRANSACTIONS: Signed by Denver as a draft choice 7/22/20.



2021: Strnad made his NFL debut and collected one special-teams tackle at NYG (9/12)... Collected a career-high six defensive stops (3 solo) and one special-teams tackle at Jac. (9/19)... Made first career start and recorded four tackles (2 solo) vs. NYJ (9/26)... Tied career high with six tackles (3 solo) at Pit. (10/10)... Recorded a season-high-tying six tackles (2 solo) at Cle. (10/21).

2020: Strnad, who was selected by the Broncos in the fifth round (178th overall) of the 2020 NFL Draft, missed his entire rookie season after sustaining a wrist injury in training camp... Placed on injured reserve on Aug. 31.

COLLEGE: Strnad played in eight games (7 starts) as a redshirt senior, recording 69 tackles (38 solo), two sacks (18 yds.), one interception and four passes defended before suffering a season-ending injury... Received All-Atlantic Coast Conference honorable-mention honors... Elected as team captain for the season by his teammates... Secured the game-winning interception, led the team with 12 tackles (9 solo) vs. Utah State (8/30), and was named to the Pro Football Focus ACC Team of the Week... Led the team with 13 tackles (9 solo) at Boston College (9/28)... Started all 13 games played in 2018, collecting 105 tackles (63 solo), 1.5 sacks (6 yds.), five passes defended and one forced fumble... Earned honorable-mention All-ACC honors for the first time in his collegiate career... Logged seven tackles (3 solo) and one sack in his first career start at Tulane (8/30)... Recorded six games with 10 or more tackles, including a nine-solo tackle (11 total) performance vs. Memphis in the Jared Birmingham Bowl (12/22)... Saw action in all 13 games in 2017, recording 51 tackles (32 solo), 4.5 sacks (22 yds.), three interceptions (44 yds.), one pass defended, two forced fumbles and one fumble recovery as a redshirt sophomore... Led the team in special-teams tackles (10), interceptions (3) and interception return yards (44)... Played in all 13 games as a redshirt freshman in 2016, tallying 19 tackles (12 solo).

PERSONAL: Strnad prepped at East Lake High School in Tarpon Springs, Fla., and was chosen to the All-Pinellas County first team by both the *Tampa Tribune* and *Tampa Bay Times* as a senior... Finished his final high school campaign with 81 tackles, eight passes defended, three sacks and three interceptions... Helped the team win both league and district championships in 2013 and 2014... Justin Strnad (pronounced: stir-NAD) was born on Aug. 21, 1996 in Palm Harbor, Fla.

STRNAD'S REGULAR SEASON RECORD

| Year | Club | G | S | UT | A | TT | S-Yds. | I-Yds. | PD | FF | FR | TD-Int. | TD-FR | S | Pts. |
|----------------------|--------|-----------------|----------|-----------|-----------|-----------|------------|------------|----------|----------|----------|----------|----------|----------|----------|
| 2020 | Denver | INJURED RESERVE | | | | | | | | | | | | | |
| 2021 | Denver | 14 | 5 | 19 | 13 | 32 | 0-0 | 0-0 | 0 | 0 | 0 | 0 | 0 | 0 | 0 |
| CAREER TOTALS | | 14 | 5 | 19 | 13 | 32 | 0-0 | 0-0 | 0 | 0 | 0 | 0 | 0 | 0 | 0 |

ADDITIONAL STATISTICS: Special-teams tackles — 2021 (4), TOTAL (4).

JUSTIN STRNAD'S 2021 GAME-BY-GAME

(Victories asterisked)

| 2021 DENVER (7-8) | | TACKLES | | | | | | | | | |
|----------------------|--------------------|---------|------------------|-----------|-----------|-----------|------------|------------|------------|----------|----------|
| Date | Opponent | P/S | UT | A | TT | S-Yds. | I-Yds. | PD | FF | FR | |
| Sept 12 | at N.Y. Giants* | P | 0 | 0 | 0 | 0-0 | 0-0 | 0 | 0 | 0 | |
| Sept 19 | at Jacksonville* | P | 3 | 3 | 6 | 0-0 | 0-0 | 0 | 0 | 0 | |
| Sept 26 | vs. N.Y. Jets* | S | 2 | 2 | 4 | 0-0 | 0-0 | 0 | 0 | 0 | |
| Oct 3 | vs. Baltimore | S | 2 | 0 | 2 | 0-0 | 0-0 | 0 | 0 | 0 | |
| Oct 10 | at Pittsburgh | S | 3 | 3 | 6 | 0-0 | 0-0 | 0 | 0 | 0 | |
| Oct 17 | vs. Las Vegas | S | 3 | 0 | 3 | 0-0 | 0-0 | 0 | 0 | 0 | |
| Oct 21 | at Cleveland | S | 2 | 4 | 6 | 0-0 | 0-0 | 0 | 0 | 0 | |
| Oct 31 | vs. Washington* | P | 3 | 1 | 4 | 0-0 | 0-0 | 0 | 0 | 0 | |
| Nov 7 | at Dallas* | P | 0 | 0 | 0 | 0-0 | 0-0 | 0 | 0 | 0 | |
| Nov 14 | vs. Philadelphia | | RESERVE/COVID-19 | | | | | | | | |
| Nov 28 | vs. L.A. Chargers* | P | 0 | 0 | 0 | 0-0 | 0-0 | 0 | 0 | 0 | |
| Dec 5 | at Kansas City | P | 0 | 0 | 0 | 0-0 | 0-0 | 0 | 0 | 0 | |
| Dec 12 | vs. Detroit* | P | 1 | 0 | 1 | 0-0 | 0-0 | 0 | 0 | 0 | |
| Dec 19 | vs. Cincinnati | P | 0 | 0 | 0 | 0-0 | 0-0 | 0 | 0 | 0 | |
| Dec 26 | at Las Vegas | P | 0 | 0 | 0 | 0-0 | 0-0 | 0 | 0 | 0 | |
| Season Totals | | | 14/5 | 19 | 13 | 31 | 0-0 | 0-0 | 0-0 | 0 | 0 |

**PAT SURTAIN II****2****CORNERBACK****6-2 • 202 • ALABAMA****BORN:** April 14, 2000, in Plantation, Fla.**HIGH SCHOOL:** American Heritage High School, Plantation, Fla.**ACQUIRED:** Draft #1 (9th overall), 2021**NFL YEAR:** 1st • **YEAR WITH BRONCOS:** 1st**NFL GAMES PLAYED/STARTED:** 15/14**SURTAIN II AT A GLANCE:**

- A cornerback who appeared in 42 games (39 starts) at the University of Alabama, totaling 117 tackles (82 solo), four interceptions (69 yds., 1TD), 27 pass breakups, four forced fumbles and two fumble recoveries during his collegiate career (2018-20).
- Contributed to Alabama's 2020 national championship team while being named SEC Defensive Player of the Year, first-team All-SEC, a unanimous first-team All-American and the Rose Bowl's Defensive Most Valuable Player during his final collegiate campaign.
- Named a finalist for the Lott IMPACT and Bronko Nagurski trophies along with the Chuck Bednarik and Jim Thorpe awards.
- Started all 13 games played in 2020, tallying 38 tackles, one interception (25 yds., 1TD), 12 pass breakups and one fumble recovery.
- Collected 42 tackles (32 solo), two interceptions (24 yds.), eight pass breakups, three forced fumbles and one fumble recovery in 2019 while starting all 13 games for the Crimson Tide.
- Started 12-of-15 games as a true freshman, registering 37 tackles (28 solo), one interception (20 yds.), seven pass breakups and one force fumble.
- Attended American Heritage High School in Plantation, Fla., where he led the school to back-to-back 5A state titles during his junior and senior seasons.
- Selected by the Broncos in the first round (9th overall) of the 2021 NFL Draft.



2021: Surtain II, who was selected by the Broncos in the first round (9th overall) of the 2021 NFL Draft, made his NFL debut at NYG (9/12)... Recorded his first career start at Jac. (9/19), tallying four tackles (2 solo), one pass defended and his first career interception... Tied for the team lead in tackles and totaled five solo stops and one pass defended vs. NYJ (9/26)... Collected a career-high six solo tackles vs. Bal. (10/3)... Totaled three solo tackles and one pass defended at Pit. (10/10)... Tallied four solo tackles and one pass defended vs. L.V. (10/17)... Recorded season-high two passes defended and added two tackles (1 solo) at Cle. (10/21)... Tallied at least one pass defended in the fourth consecutive game and added two tackles (1 solo) vs. Was. (10/31)... Totaled one pass defended to go along with three tackles (2 solo) at Dal. (11/7)... Extended his passes defended streak to six games, collecting one pass breakup and three solo tackles vs. Phi. (11/14)... Posted his first multi-interception game, collecting an INT in the end zone and returning another 0 yards for a TD vs. LAC (11/28)... His performance earned him AFC Defensive Player of the Week and Pepsi Zero Sugar Rookie of the Week honors.

COLLEGE: Surtain II started 38-of-41 games played at the University of Alabama, totaling 117 tackles (82 solo), four interceptions (69 yds., 1TD), 27 pass breakups, four forced fumbles and two fumble recoveries... Started all 13 games played in 2020, totaling 38 tackles (22 solo), one interception (25 yds., 1TD), 12 pass breakups and one fumble recovery... Contributed to Alabama's 2020 national championship team while being named SEC Defensive Player of the Year, first-team All-SEC, a unanimous first-team All-American and the Rose Bowl's Most Valuable Player... Named a finalist for the Lott IMPACT and Bronko Nagurski trophies and the Chuck Bednarik and Jim Thorpe Awards... Tallied first career pick six and returned one interception for 25 yards vs. Mississippi State (10/31)... Garnered Defensive Most Valuable Player honors after his performance in the Rose Bowl vs. Notre Dame (1/1)... Registered three tackles (2 solo) in the CFP National Championship Game vs. Ohio State (1/11)... Opened all 13 games in 2019, posting 42 tackles (32 solo), two interceptions (24 yds.), eight pass breakups, three forced fumbles and one fumble recovery... Nabbed a career-high eight tackles (6 solo) at South Carolina (9/14)... Totaled seven tackles (3 solo) in the Citrus Bowl vs. Michigan (1/1)... Started 12-of-15 games during his true freshman season in 2018, posting 37 tackles (28 solo), one interception (20 yds.), seven pass breakups and one forced fumble... Named a Freshman All-American by *The Athletic* and earned SEC All-Freshman Team honors by league coaches... Recorded three solo tackles in the Iron Bowl vs. Oklahoma (12/29)... Had one solo tackle in the CFP National Championship Game vs. Clemson (1/7).

PERSONAL: Surtain II attended American Heritage High School in Plantation, Fla., where he helped lead the school to back-to-back 5A state titles in his junior and senior seasons... Selected to the Sun Sentinel All-County First Team in Broward during his final two years of prep football... Named a 2018 U.S. Army All-

American and was selected to the 2017 All-USA Florida Football Team following his senior campaign... Father, Patrick Surtain Sr., played 11 NFL seasons with Miami (1998-2004) and Kansas City (2005-08) while being named a Pro Bowler on three occasions... Surtain II was born on April 14, 2000, in Plantation, Fla.

SURTAIN II'S REGULAR SEASON RECORD

| Year | Club | G | S | UT | A | TT | S-Yds. | I-Yds. | PD | FF | FR | TD-Int. | TD-FR | S | Pts. |
|----------------------|--------|-----------|-----------|-----------|-----------|-----------|------------|-------------|-----------|----------|----------|----------|----------|----------|----------|
| 2021 | Denver | 15 | 14 | 41 | 11 | 52 | 0-0 | 4-70 | 12 | 0 | 0 | 1 | 0 | 0 | 6 |
| CAREER TOTALS | | 15 | 14 | 41 | 11 | 52 | 0-0 | 4-70 | 12 | 0 | 0 | 1 | 0 | 0 | 6 |

SURTAIN II'S SINGLE-GAME HIGHS

(Postseason in parentheses)

Tackles — 6, vs. Baltimore, 10/3/21 (none). **Interceptions** — 2, vs. LAC, 11/28/21 (none). **Passes Defensed** — 2, twice, last vs. LAC, 11/28/21 (none).

SURTAIN II'S 2021 GAME-BY-GAME

(Victories asterisked)

| 2021 DENVER (7-8) | | TACKLES | | | | | | | | | | | | | | |
|----------------------|--------------------|---------|--------------|-----------|-----------|-----------|------------|-------------|-----------|----------|----------|--|--|--|--|--|
| Date | Opponent | P/S | UT | A | TT | S-Yds. | I-Yds. | PD | FF | FR | | | | | | |
| Sept 12 | at N.Y. Giants* | P | 0 | 0 | 0 | 0-0 | 0-0 | 0 | 0 | 0 | | | | | | |
| Sept 19 | at Jacksonville* | S | 2 | 2 | 4 | 0-0 | 1-0 | 1 | 0 | 0 | | | | | | |
| Sept 26 | vs. N.Y. Jets* | S | 5 | 0 | 5 | 0-0 | 0-0 | 1 | 0 | 0 | | | | | | |
| Oct 3 | vs. Baltimore | S | 6 | 0 | 6 | 0-0 | 0-0 | 0 | 0 | 0 | | | | | | |
| Oct 10 | at Pittsburgh | S | 3 | 0 | 3 | 0-0 | 0-0 | 1 | 0 | 0 | | | | | | |
| Oct 17 | vs. Las Vegas | S | 4 | 0 | 4 | 0-0 | 0-0 | 1 | 0 | 0 | | | | | | |
| Oct 21 | at Cleveland | S | 1 | 1 | 2 | 0-0 | 0-0 | 2 | 0 | 0 | | | | | | |
| Oct 31 | vs. Washington* | S | 1 | 1 | 2 | 0-0 | 0-0 | 1 | 0 | 0 | | | | | | |
| Nov 7 | at Dallas* | S | 2 | 1 | 3 | 0-0 | 0-0 | 1 | 0 | 0 | | | | | | |
| Nov 14 | vs. Philadelphia | S | 3 | 0 | 3 | 0-0 | 0-0 | 1 | 0 | 0 | | | | | | |
| Nov 28 | vs. L.A. Chargers* | S | 4 | 1 | 5 | 0-0 | 2-70t | 2 | 0 | 0 | | | | | | |
| Dec 5 | at Kansas City | S | 1 | 0 | 1 | 0-0 | 1-0 | 1 | 0 | 0 | | | | | | |
| Dec 12 | vs. Detroit* | S | 4 | 1 | 5 | 0-0 | 0-0 | 0 | 0 | 0 | | | | | | |
| Dec 19 | vs. Cincinnati | S | 3 | 2 | 5 | 0-0 | 0-0 | 0 | 0 | 0 | | | | | | |
| Dec 26 | at Las Vegas | S | 3 | 1 | 4 | 0-0 | 0-0 | 0 | 0 | 0 | | | | | | |
| Season Totals | | | 15/14 | 41 | 11 | 52 | 0-0 | 4-70 | 12 | 0 | 0 | | | | | |



COURTLAND SUTTON

14

WIDE RECEIVER

6-4 • 216 • 4TH YR. • SOUTHERN METHODIST

BORN: Oct. 10, 1995, in Brenham, Texas

HIGH SCHOOL: Brenham (Texas) High School

ACQUIRED: Draft #2 (40th overall), 2018

NFL YEAR: 4th • YEAR WITH BRONCOS: 4th

NFL GAMES PLAYED/STARTED: 48/38



SUTTON AT A GLANCE:

- A Pro Bowl wide receiver who has appeared in 48 career regular-season games (38 starts) with Denver (2018-21), catching 171 passes for 2,585 yards (15.1 avg.) and 12 touchdowns to go with one two-point conversion and four rushes for 16 yards (4.0 avg.).
- Appeared in one game with the Broncos in 2020 before being placed on injured reserve on Sep. 21 with a season-ending knee injury.
- Registered the most receiving yards (1,816) and receiving touchdowns (10) in Broncos history through a player's first two seasons.
- Named to the Pro Bowl in 2019 after finishing with 72 catches for 1,112 yards (15.4 avg.) and six touchdowns, becoming just the third player in team annals to record a 1,000-yard receiving season by his second year.
- Totaled the fourth-most receiving yards (704) by a rookie in Broncos history in 2018.
- Started 37-of-39 games played at Southern Methodist University, catching 195 passes for 3,220 yards (16.5 avg.) with 31 touchdowns.
- Ended his collegiate career ranked second in school history in touchdowns (31), third in receiving yards (3,220) and sixth in receptions (195).
- Named to the *Associated Press* All-America Second Team and to the All-American Athletic Conference First Team as a redshirt junior in 2017, finishing with 68 catches for 1,085 yards (16.0 avg.) with 12 touchdowns.
- Selected by the Broncos in the second round (40th overall) of the 2018 NFL Draft.

14's TROPHY CASE

Pro Bowls (1)..... 2019

CAREER TRANSACTIONS: Signed by Denver as a draft choice 5/10/18.



2021: Sutton returned from injury, tallying one reception for 16 yards in the season opener at NYG (9/12)... Tallied third career 100-yard receiving effort, set career highs in receptions (9) and yards (159), nabbed the second-longest reception of his career (55 yds.) and tallied the most receiving yards by a Bronco since 2016 at Jac. (9/19)... Posted his second 100-yard receiving effort of the season, collected his first touchdown of 2021 (11th of career), and led the team in receptions and yards, tallying seven catches for 120 yards (17.1 avg.) with one score at Pit. (10/10)... Recorded a touchdown in his second consecutive game and posted eight catches for 94 yards (11.8 avg.) with one touchdown vs. L.V. (10/17).

2020: Sutton appeared in one game with the Broncos before being placed on injured reserve on Sep. 21 with a season-ending knee injury (ACL tear)... Inactive for Denver's Week 1 contest vs. Ten (9/14)... Recorded three receptions for 66 yards (22.0 avg.) vs. Pit. (9/20) before leaving the game with a knee injury.

2019: Sutton became just the third player in franchise history to record a 1,000-yard receiving season by his second year, finishing with 72 catches for 1,112 yards (15.4 avg.) with 10 touchdowns in 16 games (14 starts)... Named to his first career Pro Bowl... Ranked third in the AFC and 10th in the NFL in yards per catch (15.4 avg.), while ending the season tied for second in the league with 16 big-play receptions (25+ yds.)... Registered his first-career 100-yard game at Oak. (9/9), recording a career-high seven receptions for a career-high 120 yards... Tallied five receptions for 87 yards (17.4 avg.) at G.B. (9/22)... Totaled 62 receiving yards and two touchdowns on six receptions (10.3 avg.) vs. Jac. (9/29)... Registered four receptions for 92 yards (23.0 avg.), including a 70-yard touchdown catch at LAC (10/6)... Made four catches for 76 yards (19.0 avg.) vs. Ten. (10/13)... Collected 87 yards on six receptions (14.5 avg.) vs. K.C. (10/17)... Recorded three receptions for 72 yards (24.0 avg.) at Ind. (10/27)... Led the Broncos with five receptions (56 yds.) and had a 21-yard touchdown catch in the first quarter vs. Cle. (11/3)... Recorded 113 yards on five receptions (22.6 avg.) with 10 rushing yards on two attempts (5.0 avg.) and a completed pass for 38 yards at Min. (11/17)... Posted four receptions for 74 yards (18.5 avg.) and two touchdowns vs. LAC (12/1)... Recorded five receptions for 34 yards (6.8 avg.) at Hou. (12/8)... Collected 79 yards on four receptions (19.8 avg.) at K.C. (12/15) to pass 1,000 receiving yards on the season.

SUTTON OFF TO A FAST START TO HIS CAREER

MOST REC. YARDS THROUGH FIRST TWO SEASONS, BRONCOS

| Player | Years | Rec. | Yds. | TDs |
|---------------------|---------|------|-------|-----|
| 1. Courtland Sutton | 2018-19 | 114 | 1,816 | 10 |
| 2. Brandon Marshall | 2006-07 | 122 | 1,634 | 9 |
| 3. Eddie Royal | 2008-09 | 128 | 1,325 | 5 |
| 4. Ricky Nattiel | 1987-88 | 77 | 1,204 | 3 |
| 5. Mark Jackson | 1986-87 | 64 | 1,174 | 3 |

MOST REC. TDs THROUGH FIRST TWO SEASONS, BRONCOS

| Player | Years | Rec. | Yds. | TDs |
|---------------------|---------|------|-------|-----|
| 1. Courtland Sutton | 2018-19 | 114 | 1,816 | 10 |
| 2. Brandon Marshall | 2006-07 | 122 | 1,634 | 9 |
| Eric Decker | 2010-11 | 50 | 718 | 9 |
| Tony Scheffler | 2006-07 | 67 | 835 | 9 |
| 5. Riley Odoms | 1972-73 | 64 | 949 | 9 |

2018: Selected by Denver in the second round (40th overall) of the 2018 NFL Draft, Sutton played all 16 games (9 starts), recording 42 receptions for 704 yards (16.8 avg.) with four touchdowns... Totaled the fourth most receiving yards (704) by a rookie in Broncos history... Caught two passes for 45 yards (22.5 avg.) in his NFL debut vs. Sea. (9/9)... Scored his first career touchdown on an 8-yard reception at NYJ (10/7)... Caught a 28-yard touchdown pass from wide receiver Emmanuel Sanders at Ari. (10/18)... Recorded four receptions for 85 yards and scored on a 30-yard touchdown reception at Cin. (12/2)... Passed Ricky Nattiel for the fourth-most receiving yards by a rookie in team history after catching a six passes for 65 yards (10.8 avg.) with one touchdown at Oak. (12/24).

COLLEGE: Started 37-of-39 games played at SMU catching 195 passes for 3,220 yards (16.5 avg.) with 31 touchdowns... Ended his collegiate career ranked second in school history in touchdowns (31), third in receiving yards (3,220) and sixth in receptions (195)... Started all 13 games played and was named to the *Associated Press*' All-American Second Team and to the All-American Athletic Conference's First Team as a redshirt junior... Opened all 12 games played as a redshirt sophomore and became the first SMU receiver to garner first-team all-conference honors in five seasons... Led the team in receptions (76), receiving yards (1,246) and receiving touchdowns (10)... Started all 12 games as a redshirt freshman, finishing the season with 49 catches for 862 yards (17.6 avg.) with nine touchdowns... Completed two passes for 75 yards (37.5 avg.)... Set the SMU freshman record for receiving yards with 862... Appeared in two games in 2014 and made two catches for 27 yards (13.5 avg.) before being granted a medical redshirt.

PERSONAL: Sutton attended Brenham (Texas) High School, where he was named all-district as a tight end and safety during his senior season... Helped his team to a 14-2 record and an appearance in the 4A State Championship Game... Averaged 15.2 points per game in basketball as a senior... Courtland Sutton was born on Oct. 10, 1995 in Brenham, Texas.

SUTTON'S REGULAR SEASON RECORD

| Year | Club | RECEIVING | | | | | | | SCORING | | | | | |
|----------------------|--------|-----------|-----------|------------|--------------|-------------|------------|-----------|-----------|-----------|----------|----------|----------|-----------|
| | | G | S | No. | Yds. | Avg. | LG | TD | TD | TDr | TDp | TDrt | 2pt | Pts. |
| 2018 | Denver | 16 | 9 | 42 | 704 | 16.8 | 42 | 4 | 4 | 4 | 0 | 0 | 0 | 24 |
| 2019 | Denver | 16 | 14 | 72 | 1,112 | 15.4 | 70t | 6 | 6 | 6 | 0 | 0 | 0 | 36 |
| 2020 | Denver | 1 | 1 | 3 | 66 | 22.0 | 45 | 0 | 0 | 0 | 0 | 0 | 0 | 0 |
| 2021 | Denver | 15 | 14 | 54 | 703 | 13.0 | 55 | 2 | 2 | 2 | 0 | 0 | 1 | 14 |
| CAREER TOTALS | | 48 | 38 | 171 | 2,585 | 15.1 | 70t | 12 | 12 | 12 | 0 | 0 | 1 | 74 |

ADDITIONAL STATISTICS: *Special-teams tackles* — 2018 (1), TOTAL (1). *Miscellaneous tackles* — 2018 (1), 2019 (1), 2020 (1), TOTAL (3). *Rushing* — 2018 (1 for -1 yards, -1.0 avg., -1 LG, 0 TD), 2019 (3 for 17 yards, 5.7 avg., 9 LG, 0 TD) TOTAL (4 for 16 yards, 4.0 avg., 9 LG, 0 TD). *Completed a 38-yard pass at Min.* (11/17/19).

SUTTON'S SINGLE-GAME HIGHS

(Postseason in parentheses)

Receptions — 9, at Jacksonville, 9/19/21 (none). **Receiving yards** — 159, at Jacksonville, 9/19/21 (none). **Longest reception** — 70t, at L.A. Chargers, 10/6/19 (none). **Receiving touchdowns** — 2, twice, last: vs. L.A. Chargers, 12/1/19 (none).

COURTLAND SUTTON'S 2021 GAME-BY-GAME

(Victories asterisked)

| 2021 DENVER (7-8) | | | RECEIVING | | | | | SCORING | | |
|----------------------|--------------------|-----|--------------|-----------|------------|-------------|-----------|----------|----------|-----------|
| Date | Opponent | P/S | No. | Yds. | Avg. | LG | TD | 2pt. | Pts. | |
| Sept 12 | at N.Y. Giants* | S | 1 | 14 | 14.0 | 14 | 0 | 0 | 0 | |
| Sept 19 | at Jacksonville* | S | 9 | 159 | 17.7 | 55 | 0 | 0 | 0 | |
| Sept 26 | vs. N.Y. Jets* | S | 5 | 37 | 7.4 | 14 | 0 | 0 | 0 | |
| Oct 3 | vs. Baltimore | S | 3 | 47 | 15.7 | 32 | 0 | 0 | 0 | |
| Oct 10 | at Pittsburgh | S | 7 | 120 | 17.1 | 39t | 1 | 0 | 6 | |
| Oct 17 | vs. Las Vegas | S | 8 | 94 | 11.8 | 18 | 1 | 0 | 6 | |
| Oct 21 | at Cleveland | S | 5 | 68 | 13.6 | 31 | 0 | 0 | 0 | |
| Oct 31 | vs. Washington* | S | 2 | 40 | 20.0 | 31 | 0 | 0 | 0 | |
| Nov 7 | at Dallas* | S | 1 | 9 | 9.0 | 9 | 0 | 1 | 2 | |
| Nov 14 | vs. Philadelphia | S | 2 | 29 | 14.5 | 26 | 0 | 0 | 0 | |
| Nov 28 | vs. L.A. Chargers* | S | 2 | 17 | 8.5 | 12 | 0 | 0 | 0 | |
| Dec 5 | at Kansas City | S | 2 | 15 | 7.5 | 10 | 0 | 0 | 0 | |
| Dec 12 | vs. Detroit* | P | 1 | 9 | 9.0 | 9 | 0 | 0 | 0 | |
| Dec 19 | vs. Cincinnati | S | 2 | 12 | 6.0 | 7 | 0 | 0 | 0 | |
| Dec 26 | at Las Vegas | S | 4 | 33 | 8.3 | 16 | 0 | 0 | 0 | |
| Season Totals | | | 15/14 | 54 | 703 | 13.0 | 55 | 2 | 1 | 14 |

**STEPHEN WEATHERLY****91****OUTSIDE LINEBACKER****6-5 • 265 • 6TH YR. • VANDERBILT****BORN:** March 19, 1994, in Atlanta**HIGH SCHOOL:** Shiloh High School, Snellville, Ga.**ACQUIRED:** Trade (Min.), 2021**NFL YEAR:** 6th • **YEAR WITH BRONCOS:** 1st**NFL GAMES PLAYED/STARTED:** 72/17 • **POSTSEASON GP/GS:** 4/0**WEATHERLY AT A GLANCE:**

- A sixth-year outside linebacker from Vanderbilt University who has appeared in 72 career regular-season games (17 starts) and four postseason contests with Minnesota (2016-19, '21), Carolina (2020) and Denver (2021).
- Totaled 101 tackles (60 solo), 8.5 sacks (67.5 yds.), one pass defended, two forced fumbles and six special-teams tackles during his career.
- Added three solo tackles and one sack in four postseason games with the Vikings (2017, '19).
- Started all nine games played for Carolina in 2020, posting 17 tackles (7 solo) before being placed on injured reserve on Nov. 13 with a finger injury.
- Appeared in all 16 games (1 start) for Minnesota in 2019 for the second time in his career, notching 24 tackles (14 solo), three sacks (26 yds.) and one forced fumble.
- Started 6-of-16 games in 2018, setting career highs in tackles (34), sacks (3), passes defended (1) and forced fumbled (1).
- Tallied four solo tackles and three-special teams stops in 15 games played in 2017.
- Saw action in two games as a rookie in 2016 and had one special-teams tackle.
- Selected by Minnesota in the seventh round (227th overall) of the 2016 NFL Draft.
- Acquired by Denver in a trade with Minnesota on Oct. 23, 2021.

CAREER TRANSACTIONS: Signed by Minnesota as a draft choice 5/6/16; Waived by Minnesota 9/3/16; Signed by Minnesota (practice squad) 9/5/16; Signed by Carolina as an unrestricted free agent 3/18/20; Released by Carolina 2/19/21; Signed by Minnesota 3/8/21; Traded by Minnesota to Denver 10/23/21.



2021: Weatherly appeared in six games with Minnesota before being traded to Denver on Oct. 23... Recorded eight tackles (5 solo) and one special-teams tackle with the Vikings... Tallied a season-high three tackles in back-to-back games at Cin. (9/12) and at Ari. (9/19)... Made his Broncos debut and registered two solo tackles and one sack (10 yds.) vs. Was. (10/31)... Made his first career start with the Broncos (17th of career) at Dal. (11/7)... Recorded a sack (8 yds.) and two tackles vs. LAC (11/28).

2020: Weatherly started all nine games played with Carolina before being placed on injured reserve on Nov. 13 with a finger injury... Registered 17 tackles (7 solo)... Posted three assisted tackles vs. L.V. (9/13)... Notched three tackles (2 solo) at Atl. (10/11)... Recorded a season-high four tackles (2 solo) vs. Atl. (10/29).

2019: Weatherly appeared in all 16 games (1 start) for the Vikings in 2019 for the second time in his career... Garnered 24 tackles (14 solo), three sacks (26 yds.) and one forced fumble... Recorded one sack (11 yds.) and one forced fumble at K.C. (11/3)... Collected three tackles (1 solo) at Sea. (12/2)... Tied career high with seven tackles (2 solo) vs. Chi. (12/29)... Added two solo tackles in Minnesota's Wild Card Game at N.O. (1/5)... Had one solo tackle, one sack and one special-teams tackle in the divisional round at S.F. (1/11).

2018: Weatherly started 6-of-16 games, recording a career-high 34 tackles (22 solo), three sacks (19 yds.), one pass defended and one forced fumble... Registered a career-high seven tackles (5 solo) and one sack (6 yds.) vs. Buf. (9/23)... Notched two solo tackles, one sack (5 yds.) and one forced fumble at Phi. (10/7)... Collected two solo tackles and one pass defended at NYJ (10/21)... Posted one sack (8 yds.) to go along with two solo tackles vs. Det. (11/4)... Added three tackles (2 solo) at Chi. (11/18).

2017: Weatherly tallied four solo tackles and three special-teams tackles in 15 games played... Notched one special-teams tackle at Chi. (10/9)... Posted three solo tackles at Was. (11/12)... Saw action in both of Minnesota's playoff games vs. N.O. (1/14) at Phi. (1/21).

2016: Weatherly, who was selected by Minnesota in the seventh round (227th overall) of the 2016 NFL Draft, saw action in two games as a rookie... Tallied one special-teams tackle vs. Chi. (1/1).

COLLEGE: Weatherly appeared in 36 games (21 starts) over three seasons (2013-15) at Vanderbilt... Totaled 120 tackles (71 solo), 11.5 sacks (81 yds.), four pass breakups, three forced fumbles and three fumble recoveries during his collegiate career... Notched 46 tackles (29 solo), 3.5 sacks (22 yds.), three pass breakups, two forced fumbles and two fumble recoveries in 12 games played (all starts) in 2015... Appeared in 12 games (8 starts) in 2014, tallying career highs in tackles (55), sacks (4.5) and sack yards (32) while adding one pass defended and one forced fumble... Saw action in 12 games (1 start) in 2013, posting 19 tackles (12 solo), 3.5 sacks (27 yds.) and one forced fumble.

PERSONAL: Weatherly concluded his prep career at Shiloh High School (Snellville, Ga.) after attending North Atlanta High School for his freshman through junior seasons... Earned all-area honors as a senior, and competed in the Gwinnett County All-Star Game following his final prep campaign... Stephen Weatherly was born on March 19, 1994, in Atlanta.

WEATHERLY'S REGULAR SEASON RECORD

| Year | Club | G | S | UT | A | TT | S-Yds. | I-Yds. | PD | FF | FR | TD-Int. | TD-FR | S | Pts. |
|----------------------|-----------|-----------|-----------|-----------|-----------|------------|-----------------|------------|----------|----------|----------|----------|----------|----------|----------|
| 2016 | Minnesota | 2 | 0 | 0 | 0 | 0 | 0-0 | 0-0 | 0 | 0 | 0 | 0 | 0 | 0 | 0 |
| 2017 | Minnesota | 15 | 0 | 4 | 0 | 4 | 0-0 | 0-0 | 0 | 0 | 0 | 0 | 0 | 0 | 0 |
| 2018 | Minnesota | 16 | 6 | 22 | 12 | 34 | 3-19 | 0-0 | 1 | 1 | 0 | 0 | 0 | 0 | 0 |
| 2019 | Minnesota | 16 | 1 | 14 | 10 | 24 | 3-26 | 0-0 | 0 | 1 | 0 | 0 | 0 | 0 | 0 |
| 2020 | Carolina | 9 | 9 | 7 | 10 | 17 | 0-0 | 0-0 | 0 | 0 | 0 | 0 | 0 | 0 | 0 |
| 2021 | Min./Den. | 14 | 1 | 13 | 9 | 22 | 2.5-22.5 | 0-0 | 0 | 0 | 0 | 0 | 0 | 0 | 0 |
| CAREER TOTALS | | 72 | 17 | 60 | 41 | 101 | 8.5-67.5 | 0-0 | 1 | 2 | 0 | 0 | 0 | 0 | 0 |

ADDITIONAL STATISTICS: *Special-teams tackles* — 2016 (1), 2017 (3), 2018 (1), 2021 (1), TOTAL (6).

WEATHERLY'S POSTSEASON RECORD

| Year | Club | G | S | UT | A | TT | S-Yds. | I-Yds. | PD | FF | FR | TD-Int. | TD-FR | S | Pts. |
|----------------------|-----------|----------|----------|----------|----------|----------|------------|------------|----------|----------|----------|----------|----------|----------|----------|
| 2017 | Minnesota | 2 | 0 | 0 | 0 | 0 | 0-0 | 0-0 | 0 | 0 | 0 | 0 | 0 | 0 | 0 |
| 2019 | Minnesota | 2 | 0 | 3 | 0 | 3 | 1-0 | 0-0 | 0 | 0 | 0 | 0 | 0 | 0 | 0 |
| CAREER TOTALS | | 4 | 0 | 3 | 0 | 3 | 1-0 | 0-0 | 0 | 0 | 0 | 0 | 0 | 0 | 0 |

ADDITIONAL STATISTICS: *Special-teams tackles* — 2020 (1), TOTAL (1).

WEATHERLY'S SINGLE-GAME HIGHS


(Postseason in parentheses)

Tackles — 7, twice, last: vs. Chicago, 12/29/19 (2, at New Orleans, 1/5/20). **Sacks** — 1, 7x, last: vs. LAC, 11/28/21 (1, at San Francisco, 1/11/20). **Sack yards** — 11, at Kansas City, 11/3/19 (none). **Passes defended** — 1, at N.Y. Jets, 10/21/18 (none). **Forced fumbles** — 1, twice, last: at Kansas City, 11/3/19 (none). **Special-teams tackles** — 2, at Green Bay, 12/23/17 (1, at San Francisco, 1/11/20).

STEPHEN WEATHERLY'S 2021 GAME-BY-GAME

(Victories asterisked)

| 2021 MIN. (4-5) / DEN. (7-8) | | TACKLES | | | | | | | | | | | |
|------------------------------|--------------------|---------|-------------|-----------|----------|-----------|-----------------|------------|----------|----------|----------|----------|----------|
| Date | Opponent | P/S | UT | A | TT | S-Yds. | I-Yds. | PD | FF | FR | | | |
| Sept 12 | at Cincinnati | P | 2 | 1 | 3 | 0-0 | 0-0 | 0 | 0 | 0 | | | |
| Sept 19 | at Arizona | P | 2 | 1 | 3 | 0-0 | 0-0 | 0 | 0 | 0 | | | |
| Sept 26 | vs. Seattle* | P | 0 | 0 | 0 | 0-0 | 0-0 | 0 | 0 | 0 | | | |
| Oct 3 | vs. Cleveland | P | 1 | 1 | 2 | 0-0 | 0-0 | 0 | 0 | 0 | | | |
| Oct 10 | vs. Detroit* | P | 0 | 0 | 0 | 0-0 | 0-0 | 0 | 0 | 0 | | | |
| Oct 17 | at Carolina* | P | 0 | 0 | 0 | 0-0 | 0-0 | 0 | 0 | 0 | | | |
| TRADED TO DENVER ON OCT 23 | | | | | | | | | | | | | |
| Oct 31 | vs. Washington* | P | 2 | 0 | 2 | 1-10 | 0-0 | 0 | 0 | 0 | | | |
| Nov 7 | at Dallas* | S | 0 | 0 | 0 | 0-0 | 0-0 | 0 | 0 | 0 | | | |
| Nov 14 | vs. Philadelphia | S | 0 | 1 | 1 | 0-0 | 0-0 | 0 | 0 | 0 | | | |
| Nov 28 | vs. L.A. Chargers* | P | 2 | 0 | 2 | 1-8 | 0-0 | 0 | 0 | 0 | | | |
| Dec 5 | at Kansas City | P | 0 | 0 | 0 | 0-0 | 0-0 | 0 | 0 | 0 | | | |
| Dec 12 | vs. Detroit* | P | 1 | 3 | 4 | 0-0 | 0-0 | 0 | 0 | 0 | | | |
| Dec. 19 | vs. Cincinnati | P | 1 | 0 | 1 | 0-0 | 0-0 | 0 | 0 | 0 | | | |
| Dec 26 | at Las Vegas | P | 2 | 2 | 4 | .5-4.5 | 0-0 | 0 | 0 | 0 | | | |
| Season Totals | | | 14/1 | 13 | 9 | 22 | 2.5-22.5 | 0-0 | 0 | 0 | 0 | 0 | 0 |

**DESHAWN WILLIAMS****90****DEFENSIVE END****6-1 • 292 • 4TH YR. • CLEMSON****BORN:** Dec. 29, 1992, in Central, S.C.**HIGH SCHOOL:** Daniel High School, Central, S.C.**ACQUIRED:** Free Agent, 2020**NFL YEAR:** 4th • **YEAR WITH BRONCOS:** 3rd**NFL GAMES PLAYED/STARTED:** 33/19**WILLIAMS AT A GLANCE:**

- A fourth-year defensive lineman who has played 33 games (19 starts) with the Bengals (2016) and Broncos (2020-21).
- Has also competed on practice squads with Cincinnati (2015, '17), Denver (2018, '19, '20), Miami (2018) and Indianapolis (2018).
- Totaled 78 tackles (38 solo), 3.5 sacks (11 yds.), one interception (1 yd.) and five passes defended during his career.
- Saw action in 14 games (11 starts) with the Broncos in 2020, recording 37 tackles (20 solo), two sacks (7 yds.), one interception (1 yd.) and three passes defended.
- Posted two tackles and a half sack (1 yd.) with Cincinnati in 2016.
- Appeared in 53 games (17 starts) at Clemson University, totaling 161 tackles, five sacks, four passes defended, one fumble recovery and two blocked kicks.
- Joined the Broncos as a free agent on Aug. 15, 2020.
- Entered the NFL with Cincinnati as a college free agent on May 8, 2015.

CAREER TRANSACTIONS: Signed by Cincinnati as a college free agent 5/8/15; Waived by Cincinnati 9/5/15; Signed by Cincinnati (practice squad) 9/6/15; Signed by Cincinnati (active roster) 1/6/16; Waived by Cincinnati 11/26/16; Signed by Cincinnati (active roster) 11/28/16; Waived by Cincinnati 9/2/17; Signed by Cincinnati (practice squad) 9/3/17; Waived by Cincinnati 1/8/18; Signed by Denver (active roster) 1/17/18; Waived by Denver 9/1/18; Signed by Denver (practice squad) 9/2/18; Waived by Denver 9/11/18; Signed by Miami (practice squad) 10/16/18; Waived by Miami 10/31/18; Signed by Miami (practice squad) 11/2/18; Waived by Miami 12/4/18; Signed by Indianapolis (practice squad) 12/10/18; Waived by Indianapolis 4/30/19; Signed by Denver 5/13/19; Waived by Denver 8/31/19; Signed by Denver 8/15/20; Waived by Denver 9/5/20; Signed by Denver (practice squad) 9/6/20; Signed by Denver (active roster) 9/25/20.



2021: Williams recorded a season-high four tackles (1 solo) at Cle. (10/21)... Made his first start of the season, tallying a season-high-tying four tackles (2 solo) vs. Was. (10/31).

2020: Williams played in 14 games (11 starts) for the Broncos, totaling 37 tackles (20 solo), two sacks (7 yds.), one interception (1 yd.), and three passes defended... Played in his first game in four seasons vs. T.B. (9/27), contributing two tackles (1 solo) and one pass defended... Posted four tackles (1 solo) vs. NYJ (10/1)... Collected first career interception in his first career start at N.E. (10/18), becoming the 19th player in franchise history and second defensive lineman to accomplish that feat... Registered career-high five tackles (4 solo) at Atl. (11/8)... Led the team in sacks and recorded his first career game with two full sacks (7 yds.) vs. Mia. (11/22)... Tied career-high with five tackles (3 solo) vs. Buf. (12/19).

2019: Williams competed in training camp with Denver before being waived on Aug. 31.

2018: Williams competed on practice squads with Denver, Miami and Indianapolis after spending training camp with the Broncos.

2017: Williams spent the season competing on Cincinnati's practice squad.

2016: Williams played four games with Cincinnati, posting two tackles (1 solo) and a half sack (1 yd.)... Made his NFL debut vs. Phi. (12/4).

2015: Williams, who entered the NFL as a college free agent with Cincinnati on May 8, spent his rookie season on the club's practice squad.

COLLEGE: Williams started 17-of-53 games played at Clemson University, amassing 161 tackles, five sacks, four passes defended, one fumble recovery and two blocked kicks... Posted 54 tackles and three sacks during his senior season... Amassed 37 tackles and recovered one fumble as a junior... Notched 50 tackles, two sacks, one pass defended and one blocked kick as a sophomore.

PERSONAL: Williams attended Daniel High School in Central, S.C., where he registered 106 tackles, seven sacks, three passes defended and one interception as a senior... DeShawn Williams was born on Dec. 29, 1992 in Central, S.C.

WILLIAMS' REGULAR SEASON RECORD

| Year | Club | G | S | UT | A | TT | S-Yds. | I-Yds. | PD | FF | FR | TD-Int. | TD-FR | S | Pts. |
|----------------------|------------|-----------|-----------|-----------|-----------|-----------|---------------|------------|----------|----------|----------|----------|----------|----------|----------|
| 2016 | Cincinnati | 4 | 0 | 1 | 1 | 2 | 0.5-1 | 0-0 | 0 | 0 | 0 | 0 | 0 | 0 | 0 |
| 2020 | Denver | 14 | 11 | 20 | 17 | 37 | 2-7 | 1-1 | 3 | 0 | 0 | 0 | 0 | 0 | 0 |
| 2021 | Denver | 15 | 8 | 17 | 22 | 39 | 1-3 | 0-0 | 2 | 0 | 0 | 0 | 0 | 0 | 0 |
| CAREER TOTALS | | 33 | 19 | 38 | 40 | 78 | 3.5-11 | 1-1 | 5 | 0 | 0 | 0 | 0 | 0 | 0 |

DESHAWN WILLIAMS' 2021 GAME-BY-GAME

(Victories asterisked)

| 2021 DENVER (7-8) | | TACKLES | | | | | | | | | |
|----------------------|--------------------|---------|-------------|-----------|-----------|-----------|------------|------------|----------|----------|----------|
| Date | Opponent | P/S | UT | A | TT | S-Yds. | I-Yds. | PD | FF | FR | |
| Sept 12 | at N.Y. Giants* | P | 2 | 1 | 3 | 0-0 | 0-0 | 0 | 0 | 0 | |
| Sept 19 | at Jacksonville* | P | 0 | 0 | 0 | 0-0 | 0-0 | 0 | 0 | 0 | |
| Sept 26 | vs. N.Y. Jets* | P | 0 | 0 | 0 | 0-0 | 0-0 | 0 | 0 | 0 | |
| Oct 3 | vs. Baltimore | P | 1 | 1 | 2 | 0-0 | 0-0 | 0 | 0 | 0 | |
| Oct 10 | at Pittsburgh | P | 2 | 1 | 3 | 0-0 | 0-0 | 0 | 0 | 0 | |
| Oct 17 | vs. Las Vegas | P | 1 | 1 | 2 | 0-0 | 0-0 | 0 | 0 | 0 | |
| Oct 21 | at Cleveland | P | 1 | 3 | 4 | 0-0 | 0-0 | 0 | 0 | 0 | |
| Oct 31 | vs. Washington* | S | 2 | 2 | 4 | 0-0 | 0-0 | 0 | 0 | 0 | |
| Nov 7 | at Dallas* | S | 1 | 1 | 2 | 0-0 | 0-0 | 0 | 0 | 0 | |
| Nov 14 | vs. Philadelphia | S | 2 | 1 | 3 | 0-0 | 0-0 | 0 | 0 | 0 | |
| Nov 28 | vs. L.A. Chargers* | S | 2 | 1 | 3 | 1-3 | 0-0 | 0 | 0 | 0 | |
| Dec 5 | at Kansas City | S | 1 | 5 | 6 | 0-0 | 0-0 | 1 | 0 | 0 | |
| Dec 12 | vs. Detroit* | S | 0 | 0 | 0 | 0-0 | 0-0 | 1 | 0 | 0 | |
| Dec 19 | vs. Cincinnati | S | 1 | 0 | 1 | 0-0 | 0-0 | 0 | 0 | 0 | |
| Dec 26 | at Las Vegas | S | 1 | 5 | 6 | 0-0 | 0-0 | 0 | 0 | 0 | |
| Season Totals | | | 15/8 | 17 | 22 | 39 | 1-3 | 0-0 | 2 | 0 | 0 |

**JAVONTE WILLIAMS****33****RUNNING BACK****5-10 • 220 • NORTH CAROLINA****BORN:** April 25, 2000, in Wallace, N.C.**HIGH SCHOOL:** Wallace-Rose Hill High School, Teachey, N.C.**ACQUIRED:** Draft #2 (35th overall), 2021**NFL YEAR:** 1st • **YEAR WITH BRONCOS:** 1st**NFL GAMES PLAYED/STARTED:** 15/1**WILLIAMS AT A GLANCE:**

- A running back who appeared in 35 games (2 starts) during his three seasons at the University of North Carolina (2018-20), rushing 366 times for 2,297 yards (6.3 avg.) with 29 touchdowns in addition to catching 50 passes for 539 yards (10.8 avg.) with four scores.
- Voted as the team's offensive MVP and was named a Maxwell Award (National Player of the Year) and Doak Walker Award (nation's top RB) semifinalist after rushing 157 times for 1,140 yards (7.3 avg.) with 19 scores as a senior.
- Garnered *Associated Press* All-America Second Team honors while being chosen to the All-ACC Second Team in 2020.
- Set the single-season program record with 132 points and 22 total touchdowns (fourth most in the country) in 2020 and tied former Tar Heel RB Don McCauley (1970) for the most rushing scores in a single season (19).
- Accumulated 2,271 rushing yards with 27 touchdowns and 13 receptions for 363 yards and five scores during his senior season at Wallace-Rose Hill High School in Teachey, N.C.
- Selected by the Broncos in the second round (35th overall) of the 2021 NFL Draft.



2021: Williams, who was selected by the Broncos in the second round (35th overall) of the 2021 NFL Draft, made his NFL debut, posting 14 rushes for 45 yards (3.2 avg.) at NYG (9/12)... Totaled 64 yards on 13 rushes (4.9 avg.) at Jac. (9/19)... Recorded first career rushing touchdown on a one-yard rush and added three receptions for 33 yards (11.0 avg.) vs. NYJ (9/26)... Became the first Broncos rookie to rush for a touchdown since Phillip Lindsay on Dec. 9, 2018 at San Francisco... Collected seven rushes for 48 yards (6.9 avg.), including a 31-yard run vs. Bal. (10/3)... Rushed eight times for 61 yards (7.6 avg.), tallied a career-high 49-yard rush and added 25 receiving yards on three catches (8.3 avg.) at Pit. (10/10)... Led the team with a career-high six catches and notched first career receiving touchdown on a 10-yard, fourth-quarter reception at Cle. (10/21)... Garnered his first career 100-yard rushing effort, recording 17 rushes for a career-high 111 yards (6.5 avg.) at Dal. (11/7)... His performance against Dallas in Week 9 earned him Pepsi Zero Sugar Rookie of the Week honors... Made his first career start and led the team with 102 rushing yards on 23 carries (4.4 avg.) in addition to six catches for 76 yards (12.7 avg.) with one touchdown at K.C. (12/5)... Totaled 73 rushing yards and 10 receiving yards to eclipse 1,000 scrimmage yards on the season vs. Det. (12/12)... Additionally, scored two touchdowns, marking the first time since the '60s the Broncos have had two RBs score two TDs a piece (Gordon III, 2).

COLLEGE: Williams appeared in 35 games (2 starts) over three seasons (2018-20) at North Carolina, rushing 366 times for 2,297 yards (6.3 avg.) with 29 touchdowns in addition to catching 50 passes for 539 yards (10.8 avg.) with four scores... Appeared in 11 games (1 start) during his junior season in 2020, totaling 157 rushes for 1,140 yards (7.3 avg.) with 19 touchdowns in addition to catching 25 passes for 305 yards (12.2 avg.) with three scores... Voted as the team's offensive MVP and was named a Maxwell Award (National Player of the Year) and Doak Walker Award (nation's top RB) semifinalist... Garnered *Associated Press* All-America Second Team honors while being chosen to the All-ACC Second Team... Set the single-season program record with 132 points and 22 total touchdowns (fourth most in the country) and tied former Tar Heel RB Don McCauley (1970) for the most rushing scores in a single campaign (19)... Tied career high with four three-touchdown games on the ground and had a four-score performance (3 rush, 1 receiving) at Duke (11/7)... Rushed for 100 yards or more six times and had one 200-yard output on the ground... Saw action in all 13 games (1 start) in 2019, totaling 166 attempts for 933 yards (5.6 avg.) with five touchdowns in addition to catching 17 passes for 176 yards (10.4 avg.) and one receiving score... Collected first touchdown of the season and added 76 yards on 10 carries (7.6 avg.) vs. Miami (9/7)... Rushed 20 times for a season-high 144 yards (7.2 avg.) with one touchdown at Georgia Tech (10/5)... Scored three touchdowns (2 rush, 1 receiving) and had 100 all-purpose yards at N.C. State (11/30)... Rushed for 85 yards on 14 carries vs. Temple (12/27) in the Military Bowl... Appeared in all 11 games as a true freshman in 2017, recording 43 rushes for 224 yards (5.2 avg.) with five touchdowns and eight receptions for 58 yards (7.3 avg.)... Garnered his first career rushing touchdown at Duke (11/10)... Set career-high with three rushing scores and posted season highs in rushes (17) and rushing yards (93) vs. Western Carolina (11/17).

PERSONAL: Williams attended Wallace-Rose Hill High School in Teachey, N.C., where he graduated with a 4.6 GPA and was named the valedictorian of his senior class... Finished his senior season with 2,271 rushing yards and 27 touchdowns while posting 363 receiving yards and five scores... Led his team to its fourth straight state title as a senior and won a track and field state title in the 4x100 meter relay in 2016... Javonte Williams was born on April 25, 2000, in Wallace, N.C.

WILLIAMS' REGULAR SEASON RECORD

| Year | Club | RUSHING | | | | | | | RECEIVING | | | | | SCORING | | | | | |
|----------------------|--------|-----------|----------|------------|------------|------------|-----------|----------|-----------|------------|------------|-----------|----------|----------|----------|----------|----------|----------|-----------|
| | | G | S | No. | Yds. | Avg. | LG | TD | No. | Yds. | Avg. | LG | TD | TDr | TDp | TDrt | 2pt | Pts. | |
| 2021 | Denver | 15 | 1 | 177 | 827 | 4.7 | 49 | 4 | 40 | 296 | 7.4 | 42 | 3 | 7 | 4 | 3 | 0 | 0 | 42 |
| Career Totals | | 15 | 1 | 177 | 827 | 4.7 | 49 | 4 | 40 | 296 | 7.4 | 42 | 3 | 7 | 4 | 3 | 0 | 0 | 42 |

WILLIAMS' SINGLE-GAME HIGHS


(Postseason in parentheses)

Rushes — 23, at Kansas City, 12/5/21 (none). **Rushing yards** — 111, at Dallas, 11/7/21 (none). **Longest rush** — 49, vs. at Pittsburgh, 10/10/21 (none). **Rushing touchdowns** — 1, 4x, last at L.V., 12/26/21 (none). **Receptions** — 6, twice, last: at Kansas City, 12/5/21 (none). **Receiving yards** — 76, Kansas City, 12/5/21 (none). **Longest reception** — 42, vs. LAC, 11/28/21 (none). **Receiving touchdowns** — 1, 3x, last: vs. Det., 12/12/21 (none). **Total touchdowns** — 2, last: vs. Det., 12/12/21 (none).

JAVONTE WILLIAMS' 2021 GAME-BY-GAME

(Victories asterisked)

| 2021 DENVER (7-8) | | | RUSHING | | | | | RECEIVING | | | | | SCORING | | |
|----------------------|--------------------|-----|-------------|------------|------------|------------|-----------|-----------|-----------|------------|------------|-----------|----------|----------|-----------|
| Date | Opponent | P/S | No. | Yds. | Avg. | LG | TD | No. | Yds. | Avg. | LG | TD | 2pt. | Pts. | |
| Sept 12 | at N.Y. Giants* | P | 14 | 45 | 3.2 | 12 | 0 | 1 | -4 | -4.0 | -4 | 0 | 0 | 0 | |
| Sept 19 | at Jacksonville* | P | 13 | 64 | 4.9 | 16 | 0 | 1 | 10 | 10.0 | 10 | 0 | 0 | 0 | |
| Sept 26 | vs. N.Y. Jets* | P | 12 | 29 | 2.4 | 14 | 1 | 3 | 33 | 11.0 | 17 | 0 | 0 | 6 | |
| Oct 3 | vs. Baltimore | P | 7 | 48 | 6.9 | 31 | 0 | 3 | 11 | 3.7 | 9 | 0 | 0 | 0 | |
| Oct 10 | at Pittsburgh | P | 8 | 61 | 7.6 | 49 | 0 | 3 | 25 | 8.3 | 10 | 0 | 0 | 0 | |
| Oct 17 | vs. Las Vegas | P | 11 | 53 | 4.8 | 30 | 0 | 3 | 15 | 5.0 | 10 | 0 | 0 | 0 | |
| Oct 21 | at Cleveland | P | 4 | 20 | 5.0 | 7 | 0 | 6 | 32 | 5.3 | 10 | 1 | 0 | 6 | |
| Oct 31 | vs. Washington* | P | 9 | 35 | 3.9 | 14 | 0 | 2 | 13 | 6.5 | 11 | 0 | 0 | 0 | |
| Nov 7 | at Dallas* | P | 17 | 111 | 6.5 | 30 | 0 | 0 | 0 | — | — | 0 | 0 | 0 | |
| Nov 14 | vs. Philadelphia | P | 8 | 48 | 6.0 | 20 | 0 | 2 | 1 | 0.5 | 10 | 0 | 0 | 0 | |
| Nov 28 | vs. L.A. Chargers* | P | 14 | 54 | 3.9 | 12 | 1 | 3 | 57 | 19.0 | 42 | 0 | 0 | 6 | |
| Dec 5 | at Kansas City | S | 23 | 102 | 4.4 | 14 | 0 | 6 | 76 | 12.7 | 34 | 1 | 0 | 6 | |
| Dec 12 | vs. Detroit* | P | 15 | 73 | 4.9 | 9 | 1 | 1 | 10 | 10.0 | 10t | 1 | 0 | 12 | |
| Dec 19 | vs. Cincinnati | P | 15 | 72 | 4.8 | 14 | 0 | 4 | 9 | 2.3 | 8 | 0 | 0 | 0 | |
| Dec 26 | at Las Vegas | P | 7 | 12 | 1.7 | 3 | 1 | 2 | 8 | 4.0 | 7 | 0 | 0 | 6 | |
| Season Totals | | | 15/1 | 177 | 827 | 4.7 | 49 | 4 | 40 | 296 | 7.4 | 42 | 3 | 0 | 36 |

**KENNY YOUNG****41****INSIDE LINEBACKER****6-1 • 234 • 4TH YR. • UCLA****BORN:** Nov. 15, 1994, in New Orleans**HIGH SCHOOL:** John Curtis Christian School, River Ridge, La.**ACQUIRED:** Trade (LAR), 2021**NFL YEAR:** 4th • **YEAR WITH BRONCOS:** 1st**NFL GAMES PLAYED/STARTED:** 59/25 • **POSTSEASON GP/GS:** 3/1**YOUNG AT A GLANCE:**

- A fourth-year inside linebacker who has appeared in 59 career regular-season games (25 starts) and three postseason contests (1 start) with the Ravens (2018-19), Rams (2019-21) and Broncos (2021).
- Recorded 186 tackles (119 solo), 5.5 sacks (19.5 yds.), one interception (79 yds., 1TD), four passes defended, four forced fumbles, three fumble recoveries and nine special-teams tackles during his career.
- Posted eight tackles (5 solo) in three postseason games (1 start) with Baltimore (2018) and the L.A. Rams (2020).
- Registered 46 tackles (27 solo), two sacks (11 yds.), one pass defended, one forced fumble and one fumble recovery in seven games (all starts) with the Rams in 2021 before being traded to Denver.
- Played all 16 games (6 starts) with the Rams in 2020, totaling 51 tackles (30 solo), one sack (3 yds.), one interception (79 yds., 1TD), two passes defended, one fumble recovery and one special-teams stop.
- Tallied 13 tackles (11 solo), one forced fumble and four special-teams tackles in 14 games played (3 starts) with Baltimore and the L.A. Rams in 2019.
- Appeared in all 16 games (3 starts) as a rookie in 2018, collecting 47 tackles (37 solo), 2.5 sacks (5.5 yds.), one pass defended, one forced fumble, one fumble recovery and four special-teams stops.
- Notched 304 tackles (193 solo), 6.5 sacks (43 yds.), two interceptions (63 yds., 1TD), five pass breakups, two forced fumbles and four fumble recoveries in 50 games played (42 starts) at UCLA from 2014-17.
- Selected by Baltimore in the fourth round (122nd overall) of the 2018 NFL Draft.
- Acquired by Denver via trade (LAR) on Oct. 25, 2021.

CAREER TRANSACTIONS: Signed by Baltimore as a draft choice 5/5/18; Traded by Baltimore to the L.A. Rams 10/15/19; Traded by the L.A. Rams to Denver 10/25/21.



2021: Young started all seven games played for the L.A. Rams before being traded to Denver on Oct. 25... Recorded 46 tackles (27 solo), two sacks (11 yds.), one pass defended, one forced fumble and one fumble recovery with the Rams... Tied career high with 10 tackles (5 solo) and added one pass defended and one forced recovery vs. Chi. (9/12)... Tallied a career-high-tying 10 tackles (8 solo), one sack (9 yds.) and one forced fumble vs. T.B. (9/26)... Registered seven tackles (3 solo) and one sack (2 yds.) vs. Det. (10/24)... Made his Broncos debut and first career start with the team, recording four tackles (1 solo) vs. Was. (10/31).

2020: Young started 6-of-16 games with LAR, recording 51 tackles (30 solo), one sack (3 yds.), one interception (79 yds., 1TD), two passes defended and one fumble recovery... Notched five tackles (2 solo) vs. Dal. (9/13)... Collected one fumble recovery and added four tackles (2 solo) at Phi. (9/20)... Had four tackles (3 solo) and added one pass defended at Mia. (11/1)... Tallied four tackles (1 solo) and one special-teams tackle at T.B. (11/23)... Registered a season-high eight tackles (6 solo), one sack (3 yds.), one pass defended, and a 79-yard interception return for a touchdown vs. N.E. (12/10)... Added two tackles (1 solo) in the Rams' Wild Card Game at Sea. (1/9)... Garnered four tackles (2 solo) in LAR's divisional round playoff contest at G.B. (1/16).

2019: Young appeared in 14 games (3 starts) with the Ravens and Rams, collecting 13 tackles (11 solo), one forced fumble and four special-teams tackles... Was traded from Baltimore to LAR on Oct. 15... Collected a season-high seven tackles (6 solo) and collected one forced fumble at K.C. (9/22)... Added one special-teams tackle four times.

2018: Young, who was selected by Baltimore in the fourth round (122nd overall) of the 2018 NFL Draft, saw action in all 16 games (3 starts) as a rookie, collecting 47 tackles (37 solo), 2.5 sacks (5.5 yds.), one pass defended, one forced fumble, one fumble recovery and four special-teams tackles... Posted four solo tackles and one sack in his NFL debut vs. Buf. (9/9)... Tallied seven tackles (4 solo) and one special-teams tackle at Cin. (9/13)... Posted a career-high 10 tackles (8 solo) vs. Den. (9/23)... Recorded one fumble recovery, one half sack (2.5 yds.), and two tackles (1 solo) at Cle. (10/7)... Registered one sack (3 yds.) and had three tackles (2 solo) at Ten. (10/14)... Notched four solo tackles and a career-high two special-teams stops vs. Cin. (11/18)... Had one pass defended and two solo tackles vs. Oak. (11/25)... Totaled three solo tackles and one forced fumble at Atl. (12/2)... Added two solo tackles in the Ravens' Wild Card Game vs. LAC (1/6).

COLLEGE: Young notched 304 tackles (193 solo), 6.5 sacks (43 yds.), two interceptions (63 yds., 1TD), five pass breakups, two forced fumbles and four fumble recoveries in 50 games played (42 starts) at UCLA from 2014-17... Started all 12 games played in 2017, totaling a career-high 110 tackles (77 solo) to go along with one sack (9 yds.), three pass breakups and one fumble recovery... Collected 90 tackles (55 solo), five sacks (31 yds.), one interception (40 yds.), two pass breakups and a career-high three fumble recoveries in 12 games (all starts) in 2016... Started 12-of-13 games in 2015, garnering 69 tackles (40 solo), one half sack (3 yds.), one interception (23 yds., 1TD), one pass defended and a career-high two forced fumbles... Saw action in 13 games (6 starts) in 2014, registering 35 tackles (21 solo).

PERSONAL: Young prepped at John Curtis Christian School (River Ridge, La.), where he recorded 122 tackles as a senior... Earned team MVP honors and helped lead his team to the state championship in his final prep season... Kenny Young was born on Nov. 15, 1994, in New Orleans.

YOUNG'S REGULAR SEASON RECORD

| Year | Club | G | S | UT | A | TT | S-Yds. | I-Yds. | PD | FF | FR | TD-Int. | TD-FR | S | Pts. |
|----------------------|-----------|-----------|-----------|------------|-----------|------------|-----------------|-------------|----------|----------|----------|----------|----------|----------|----------|
| 2018 | Baltimore | 16 | 3 | 37 | 10 | 47 | 2.5-5.5 | 0-0 | 1 | 1 | 1 | 0 | 0 | 0 | 0 |
| 2019 | Bal./LAR | 14 | 3 | 11 | 2 | 13 | 0-0 | 0-0 | 0 | 1 | 0 | 0 | 0 | 0 | 0 |
| 2020 | L.A. Rams | 16 | 6 | 30 | 21 | 51 | 1-3 | 1-79 | 2 | 0 | 1 | 1 | 0 | 0 | 6 |
| 2021 | LAR/Den. | 13 | 13 | 36 | 30 | 66 | 2-11 | 0-0 | 1 | 2 | 1 | 0 | 0 | 0 | 0 |
| CAREER TOTALS | | 59 | 25 | 119 | 67 | 186 | 5.5-19.5 | 1-79 | 4 | 4 | 3 | 1 | 0 | 0 | 6 |

ADDITIONAL STATISTICS: Special-teams tackles — 2018 (4), 2019 (4), 2020 (1), TOTAL (9).

YOUNG'S POSTSEASON RECORD

| Year | Club | G | S | UT | A | TT | S-Yds. | I-Yds. | PD | FF | FR | TD-Int. | TD-FR | S | Pts. |
|----------------------|-----------|----------|----------|----------|----------|----------|------------|------------|----------|----------|----------|----------|----------|----------|----------|
| 2018 | Baltimore | 1 | 0 | 2 | 0 | 2 | 0-0 | 0-0 | 0 | 0 | 0 | 0 | 0 | 0 | 0 |
| 2020 | L.A. Rams | 2 | 1 | 3 | 3 | 6 | 0-0 | 0-0 | 0 | 0 | 0 | 0 | 0 | 0 | 0 |
| CAREER TOTALS | | 3 | 1 | 5 | 3 | 8 | 0-0 | 0-0 | 0 | 0 | 0 | 0 | 0 | 0 | 0 |

YOUNG'S SINGLE-GAME HIGHS

(Postseason in parentheses)

Tackles — 10, 3x, last: vs. Tampa Bay, 9/26/21 (4, at Green Bay, 1/16/21). **Sacks** — 1, 5x, last: vs. Detroit, 10/24/21 (none). **Sack yards** — 9, vs. Tampa Bay, 9/26/21 (none). **Interceptions** — 1, vs. New England, 12/10/20 (none). **Interception return yards** — 79t, vs. New England, 12/10/20 (none). **Passes Defended** — 1, 4x, last: vs. Chicago, 9/12/21 (none). **Forced Fumbles** — 1, 3x, last: vs. Tampa Bay, 9/26/21 (none). **Fumble Recoveries** — 1, 3x, last: vs. Chicago, 9/12/21 (none). **Special-teams tackles** — 2, vs. Cincinnati, 11/18/18 (none).

KENNY YOUNG'S 2021 GAME-BY-GAME

(Victories asterisked)

| 2021 LAR (6-1) / DEN (4-4) | | TACKLES | | | | | | | | | | |
|-----------------------------------|--------------------|---------|--------------|-----------|-----------|-----------|-------------|------------|----------|----------|----------|--|
| Date | Opponent | P/S | UT | A | TT | S-Yds. | I-Yds. | PD | FF | FR | | |
| Sept 12 | vs. Chicago* | S | 5 | 5 | 10 | 0-0 | 0-0 | 1 | 0 | 1 | | |
| Sept 19 | at Indianapolis* | S | 4 | 1 | 5 | 0-0 | 0-0 | 0 | 0 | 0 | | |
| Sept 26 | vs. Tampa Bay* | S | 8 | 2 | 10 | 1-9 | 0-0 | 0 | 1 | 0 | | |
| Oct 3 | vs. Arizona | S | 3 | 2 | 5 | 0-0 | 0-0 | 0 | 0 | 0 | | |
| Oct 7 | at Seattle* | S | 0 | 4 | 4 | 0-0 | 0-0 | 0 | 0 | 0 | | |
| Oct 17 | at N.Y. Giants* | S | 4 | 1 | 5 | 0-0 | 0-0 | 0 | 0 | 0 | | |
| Oct 24 | vs. Detroit* | S | 3 | 4 | 7 | 1-2 | 0-0 | 0 | 0 | 0 | | |
| TRADED BY LAR TO DENVER ON OCT 25 | | | | | | | | | | | | |
| Oct 31 | vs. Washington* | S | 1 | 3 | 4 | 0-0 | 0-0 | 0 | 0 | 0 | | |
| Nov 7 | at Dallas* | S | 1 | 2 | 3 | 0-0 | 0-0 | 0 | 0 | 0 | | |
| Nov 14 | vs. Philadelphia | S | 3 | 2 | 5 | 0-0 | 0-0 | 0 | 0 | 0 | | |
| Nov 28 | vs. L.A. Chargers* | S | 4 | 3 | 7 | 0-0 | 0-0 | 0 | 0 | 0 | | |
| Dec 5 | at Kansas City | S | 5 | 4 | 9 | 0-0 | 0-0 | 0 | 0 | 0 | | |
| Dec 12 | vs. Detroit* | S | 0 | 2 | 2 | 0-0 | 0-0 | 0 | 1 | 0 | | |
| Games 14-15 INACTIVE | | | | | | | | | | | | |
| Season Totals | | | 13/13 | 41 | 34 | 75 | 2-11 | 0-0 | 1 | 2 | 1 | |

Denver Broncos / Week 16 / Through Sunday, December 26, 2021 / Regular Season

Won 7, Lost 8

| | | | |
|------------|---|---------|--------------------------|
| 9/12/2021 | W | 27 - 13 | at New York Giants |
| 9/19/2021 | W | 23 - 13 | at Jacksonville Jaguars |
| 9/26/2021 | W | 26 - 0 | New York Jets |
| 10/3/2021 | L | 7 - 23 | Baltimore Ravens |
| 10/10/2021 | L | 19 - 27 | at Pittsburgh Steelers |
| 10/17/2021 | L | 24 - 34 | Las Vegas Raiders |
| 10/21/2021 | L | 14 - 17 | at Cleveland Browns |
| 10/31/2021 | W | 17 - 10 | Washington Football Team |
| 11/7/2021 | W | 30 - 16 | at Dallas Cowboys |
| 11/14/2021 | L | 13 - 30 | Philadelphia Eagles |
| 11/28/2021 | W | 28 - 13 | Los Angeles Chargers |
| 12/5/2021 | L | 9 - 22 | at Kansas City Chiefs |
| 12/12/2021 | W | 38 - 10 | Detroit Lions |
| 12/19/2021 | L | 10 - 15 | Cincinnati Bengals |
| 12/26/2021 | L | 13 - 17 | at Las Vegas Raiders |

| | | | | | | | | |
|--------------------------|----------------|----------------|-----------|-----------|--------------|--------------|------------|------------|
| Total First Downs | 295 | 263 | | | | | | |
| Rushing | 111 | 86 | | | | | | |
| Passing | 159 | 160 | | | | | | |
| Penalty | 25 | 17 | | | | | | |
| 3rd Down: Made/Att | 72/190 | 84/196 | | | | | | |
| 3rd Down Pct. | 37.9% | 42.9% | | | | | | |
| 4th Down: Made/Att | 15/24 | 9/24 | | | | | | |
| 4th Down Pct. | 62.5% | 37.5% | | | | | | |
| Possession Avg. | 31:08 | 28:52 | | | | | | |
| Total Net Yards | 4935 | 4813 | | | | | | |
| Avg. Per Game | 329.0 | 320.9 | | | | | | |
| Total Plays | 926 | 899 | | | | | | |
| Avg. Per Play | 5.3 | 5.4 | | | | | | |
| Net Yards Rushing | 1751 | 1653 | | | | | | |
| Avg. Per Game | 116.7 | 110.2 | | | | | | |
| Total Rushes | 400 | 377 | | | | | | |
| Net Yards Passing | 3184 | 3160 | | | | | | |
| Avg. Per Game | 212.3 | 210.7 | | | | | | |
| Sacked/Yards Lost | 38/248 | 35/234 | | | | | | |
| Gross Yards | 3432 | 3394 | | | | | | |
| Attempts/Completions | 488/322 | 487/292 | | | | | | |
| Completion Pct. | 66.0% | 60.0% | | | | | | |
| Had Intercepted | 9 | 13 | | | | | | |
| Punts/Average | 61/45.9 | 55/51.0 | | | | | | |
| Net Punting Avg. | 42.6 | 44.7 | | | | | | |
| Penalties/Yards | 74/643 | 96/855 | | | | | | |
| Fumbles/Ball Lost | 10/7 | 12/6 | | | | | | |
| Touchdowns | 33 | 29 | | | | | | |
| Rushing | 13 | 8 | | | | | | |
| Passing | 19 | 18 | | | | | | |
| Returns | 1 | 3 | | | | | | |
| Score By Periods | Q1 | Q2 | Q3 | Q4 | OT | Pts | | |
| Team | 47 | 96 | 57 | 98 | 0 | 298 | | |
| Opponents | 57 | 81 | 61 | 61 | 0 | 260 | | |
| Scoring | TD | Ru | Pa | Rt | PAT | FG | 2Pt | Pts |
| B.McManus | 0 | 0 | 0 | 0 | 29/30 | 23/28 | 0 | 98 |
| M.Gordon | 9 | 7 | 2 | 0 | 0/0 | 0/0 | 0 | 54 |
| J.Williams | 7 | 4 | 3 | 0 | 0/0 | 0/0 | 0 | 42 |
| T.Patrick | 5 | 0 | 5 | 0 | 0/0 | 0/0 | 0 | 30 |
| N.Fant | 3 | 0 | 3 | 0 | 0/0 | 0/0 | 0 | 18 |
| C.Sutton | 2 | 0 | 2 | 0 | 0/0 | 0/0 | 1 | 14 |
| A.Okwuegbunam | 2 | 0 | 2 | 0 | 0/0 | 0/0 | 0 | 12 |
| T.Bridgewater | 2 | 2 | 0 | 0 | 0/0 | 0/0 | 0 | 12 |
| E.Saubert | 1 | 0 | 1 | 0 | 0/0 | 0/0 | 0 | 6 |
| P.Surtain | 1 | 0 | 0 | 1 | 0/0 | 0/0 | 0 | 6 |
| K.Hinton | 1 | 0 | 1 | 0 | 0/0 | 0/0 | 0 | 6 |
| Team | 33 | 13 | 19 | 1 | 29/30 | 23/28 | 1 | 298 |
| Opponents | 29 | 8 | 18 | 3 | 22/23 | 20/27 | 2 | 260 |

2-Pt. Conversions: Team 1/3, Opponents: 2/5
 Sacks: D.Jones 5.5, M.Reed 5.0, S.Harris 5.0, V.Miller 4.5,
 S.Weatherly 2.5, J.Cooper 2.5, A.Johnson 2.0, C.Sterns 2.0,
 J.Simmons 1.5, M.Agim 1.5, D.Williams 1.0, B.Callahan 1.0,
 K.Jackson 1.0 **Team: 35.0, Opponents: 38.0**

| | | | | | |
|------------------|------------|-------------|------------|-------------|-----------|
| Rushing | No. | Yds | Avg | Long | TD |
| J.Williams | 177 | 827 | 4.7 | 49 | 4 |
| M.Gordon | 181 | 765 | 4.2 | 70t | 7 |
| T.Bridgewater | 30 | 106 | 3.5 | 13 | 2 |
| M.Boone | 4 | 35 | 8.8 | 16 | 0 |
| D.Lock | 3 | 8 | 2.7 | 5 | 0 |
| D.Crockett | 3 | 7 | 2.3 | 6 | 0 |
| J.Jeudy | 2 | 3 | 1.5 | 3 | 0 |
| Team | 400 | 1751 | 4.4 | 70t | 13 |
| Opponents | 377 | 1653 | 4.4 | 35 | 8 |

| | | | | | |
|------------------|------------|-------------|-------------|-------------|-----------|
| Receiving | No. | Yds | Avg | Long | TD |
| N.Fant | 61 | 562 | 9.2 | 32 | 3 |
| C.Sutton | 54 | 703 | 13.0 | 55 | 2 |
| T.Patrick | 47 | 639 | 13.6 | 44t | 5 |
| J.Williams | 40 | 296 | 7.4 | 42 | 3 |
| J.Jeudy | 36 | 437 | 12.1 | 40 | 0 |
| A.Okwuegbunam | 31 | 325 | 10.5 | 64 | 2 |
| M.Gordon | 24 | 178 | 7.4 | 30 | 2 |
| K.Hinton | 13 | 152 | 11.7 | 40 | 1 |
| E.Saubert | 8 | 47 | 5.9 | 11 | 1 |
| K.Hamler | 5 | 74 | 14.8 | 28 | 0 |
| M.Boone | 2 | 22 | 11.0 | 19 | 0 |
| D.Spencer | 1 | -3 | -3.0 | 0 | 0 |
| J.Brown | 0 | 0 | 0.0 | 0 | 0 |
| D.Moore | 0 | 0 | 0.0 | 0 | 0 |
| T.Cleveland | 0 | 0 | 0.0 | 0 | 0 |
| Team | 322 | 3432 | 10.7 | 64 | 19 |
| Opponents | 292 | 3394 | 11.6 | 59 | 18 |

| | | | | | |
|----------------------|------------|------------|-------------|-------------|-----------|
| Interceptions | No. | Yds | Avg | Long | TD |
| J.Simmons | 5 | 76 | 15.2 | 35 | 0 |
| P.Surtain | 4 | 70 | 17.5 | 70t | 1 |
| C.Sterns | 2 | 47 | 23.5 | 46 | 0 |
| B.Chubb | 1 | 21 | 21.0 | 21 | 0 |
| K.Jackson | 1 | 7 | 7.0 | 7 | 0 |
| Team | 13 | 221 | 17.0 | 70t | 1 |
| Opponents | 9 | 134 | 14.9 | 75t | 1 |

| | | | | | | | | |
|------------------|-----------|-------------|-------------|-------------|-----------|-----------|-----------|----------|
| Punting | No | Yds | Avg | Net | TB | In | Lg | B |
| S.Martin | 61 | 2801 | 45.9 | 42.6 | 3 | 25 | 68 | 0 |
| Team | 61 | 2801 | 45.9 | 42.6 | 3 | 25 | 68 | 0 |
| Opponents | 55 | 2805 | 51.0 | 44.7 | 6 | 18 | 71 | 0 |

| | | | | | | |
|---------------------|------------|-----------|------------|------------|-------------|-----------|
| Punt Returns | Ret | FC | Yds | Avg | Long | TD |
| D.Spencer | 24 | 12 | 202 | 8.4 | 25 | 0 |
| K.Hinton | 2 | 2 | 24 | 12.0 | 15 | 0 |
| Team | 26 | 14 | 226 | 8.7 | 25 | 0 |
| Opponents | 21 | 22 | 144 | 6.9 | 42 | 0 |

| | | | | | |
|------------------------|------------|------------|-------------|-------------|-----------|
| Kickoff Returns | No. | Yds | Avg | Long | TD |
| D.Spencer | 17 | 291 | 17.1 | 26 | 0 |
| Team | 17 | 291 | 17.1 | 26 | 0 |
| Opponents | 12 | 403 | 33.6 | 102t | 1 |

| | | | | | |
|--------------------|-------------|--------------|--------------|--------------|------------|
| Field Goals | 1-19 | 20-29 | 30-39 | 40-49 | 50+ |
| B.McManus | 0/0 | 6/7 | 5/5 | 8/8 | 4/8 |
| Team | 0/0 | 6/7 | 5/5 | 8/8 | 4/8 |
| Opponents | 0/0 | 4/4 | 3/3 | 6/11 | 7/9 |

Fumbles Lost: M.Gordon 2, D.Lock 1, A.Okwuegbunam 1,
 J.Williams 1, T.Bridgewater 1, D.Spencer 1 **Total: 7**
 Opponent Fumble Recoveries: M.Purcell 1, A.Johnson 1, M.Reed
 1, D.Jones 1, J.Griffith 1, J.Cooper 1 **Total: 6**

| | | | | | | | | | | | | | |
|------------------|------------|------------|-------------|--------------|----------------|-----------|-------------|------------|-------------|-------------|-------------|-------------|---------------|
| Passing | Att | Cmp | Yds | Cmp% | Yds/Att | TD | TD% | Int | Int% | Long | Sack | Lost | Rating |
| T.Bridgewater | 426 | 285 | 3052 | 66.9% | 7.2 | 18 | 4.2% | 7 | 1.6% | 64 | 31/ | 211 | 94.9 |
| D.Lock | 62 | 37 | 380 | 59.7% | 6.1 | 1 | 1.6% | 2 | 3.2% | 40 | 7/ | 37 | 69.3 |
| Team | 488 | 322 | 3432 | 66.0% | 7.0 | 19 | 3.9% | 9 | 1.8% | 64 | 38/ | 248 | 91.7 |
| Opponents | 487 | 292 | 3394 | 60.0% | 7.0 | 18 | 3.7% | 13 | 2.7% | 59 | 35/ | 234 | 82.3 |

DENVER BRONCOS 2021 DEFENSIVE STATISTICS

(based on press box totals)

| PLAYER | TT | UT | AT | Sk. | Yds. | Int. | Yds. | TFL | QBH | PD | FF | FR |
|----------------------|------------|------------|------------|-----------|------------|-----------|------------|-----------|-----------|-----------|----------|----------|
| 1 Kareem Jackson | 80 | 55 | 25 | 1 | 0 | 1 | 7 | 1 | 0 | 2 | 0 | 0 |
| 2 Justin Simmons | 73 | 55 | 18 | 1.5 | 13 | 5 | 76 | 3 | 2 | 12 | 0 | 0 |
| 3 Ronald Darby | 53 | 42 | 11 | 0 | 0 | 0 | 0 | 1 | 0 | 6 | 0 | 0 |
| 4 Pat Surtain II | 52 | 41 | 11 | 0 | 0 | 4 | 70 | 1 | 0 | 12 | 0 | 0 |
| Baron Browning | 52 | 29 | 23 | 0 | 0 | 0 | 0 | 2 | 1 | 1 | 0 | 0 |
| 6 Shelby Harris | 43 | 21 | 22 | 5 | 29 | 0 | 0 | 6 | 10 | 2 | 1 | 0 |
| 7 Malik Reed | 40 | 22 | 18 | 5 | 36 | 0 | 0 | 3 | 8 | 1 | 2 | 1 |
| 8 DeShawn Williams | 39 | 17 | 22 | 1 | 3 | 0 | 0 | 1 | 5 | 2 | 0 | 0 |
| 9 Kyle Fuller | 36 | 29 | 7 | 0 | 0 | 0 | 0 | 2 | 0 | 4 | 0 | 0 |
| 10 Jonathon Cooper | 33 | 21 | 12 | 2.5 | 22 | 0 | 0 | 4 | 6 | 0 | 0 | 1 |
| 11 Alexander Johnson | 32 | 20 | 12 | 2 | 26 | 0 | 0 | 2 | 2 | 3 | 0 | 1 |
| Justin Strnad | 32 | 19 | 13 | 0 | 0 | 0 | 0 | 0 | 1 | 0 | 0 | 0 |
| 13 Dre'Mont Jones | 29 | 18 | 11 | 5.5 | 37.5 | 0 | 0 | 9 | 10 | 1 | 1 | 1 |
| Mike Purcell | 29 | 16 | 13 | 0 | 0 | 0 | 0 | 1 | 1 | 1 | 0 | 1 |
| Kenny Young | 29 | 14 | 15 | 0 | 0 | 0 | 0 | 0 | 0 | 0 | 1 | 0 |
| 16 Shamar Stephen | 28 | 9 | 19 | 0 | 0 | 0 | 0 | 0 | 3 | 1 | 0 | 0 |
| 17 Bryce Callahan | 25 | 22 | 3 | 1 | 1 | 0 | 0 | 3 | 0 | 4 | 0 | 0 |
| Jonas Griffith | 25 | 15 | 10 | 0 | 0 | 0 | 0 | 3 | 2 | 0 | 0 | 0 |
| 19 Von Miller | 19 | 10 | 9 | 4.5 | 25 | 0 | 0 | 7 | 9 | 0 | 0 | 0 |
| 20 Bradley Chubb | 16 | 7 | 9 | 0 | 0 | 1 | 21 | 1 | 3 | 2 | 0 | 0 |
| 21 Caden Sterns | 15 | 13 | 2 | 2 | 12 | 2 | 47 | 2 | 2 | 5 | 0 | 0 |
| 22 Stephen Weatherly | 14 | 8 | 6 | 2.5 | 22.5 | 0 | 0 | 5 | 6 | 0 | 0 | 0 |
| 23 Josey Jewell | 7 | 6 | 1 | 0 | 0 | 0 | 0 | 2 | 0 | 1 | 1 | 0 |
| 24 Micah Kiser | 5 | 2 | 3 | 0 | 0 | 0 | 0 | 0 | 0 | 0 | 0 | 0 |
| Curtis Robinson | 5 | 2 | 3 | 0 | 0 | 0 | 0 | 0 | 1 | 0 | 0 | 0 |
| 26 McTelvin Agim | 4 | 2 | 2 | 1.5 | 7 | 0 | 0 | 1 | 3 | 1 | 0 | 0 |
| 27 Nate Hairston | 3 | 3 | 0 | 0 | 0 | 0 | 0 | 0 | 0 | 4 | 0 | 0 |
| 28 Mike Ford | 2 | 2 | 0 | 0 | 0 | 0 | 0 | 0 | 0 | 0 | 0 | 0 |
| Aaron Patrick | 2 | 2 | 0 | 0 | 0 | 0 | 0 | 0 | 0 | 0 | 0 | 0 |
| Andre Mintze | 2 | 1 | 1 | 0 | 0 | 0 | 0 | 0 | 0 | 0 | 0 | 0 |
| 31 Jonathan Harris | 1 | 1 | 0 | 0 | 0 | 0 | 0 | 0 | 0 | 0 | 0 | 0 |
| TOTALS | 825 | 524 | 301 | 35 | 234 | 13 | 221 | 60 | 75 | 65 | 6 | 5 |

SPECIAL TEAMS STATISTICS (based on press box totals)

| PLAYER | TT | UT | AT | FF | FR | BK | BP | TD |
|--------------------|-----------|-----------|-----------|----------|----------|----------|----------|----------|
| 1 Mike Ford | 4 | 4 | 0 | 0 | 0 | 0 | 0 | 0 |
| Justin Strnad | 4 | 4 | 0 | 0 | 0 | 0 | 0 | 0 |
| Tyrie Cleveland | 4 | 3 | 1 | 0 | 0 | 0 | 0 | 0 |
| Caden Sterns | 4 | 3 | 1 | 0 | 0 | 0 | 0 | 0 |
| Aaron Patrick | 4 | 1 | 3 | 0 | 0 | 0 | 0 | 0 |
| 6 Jacob Bobenmoyer | 3 | 2 | 1 | 0 | 0 | 0 | 0 | 0 |
| P.J. Locke | 3 | 2 | 1 | 0 | 0 | 0 | 0 | 0 |
| Jonas Griffith | 3 | 1 | 2 | 0 | 1 | 0 | 0 | 0 |
| 9 Micah Kiser | 2 | 2 | 0 | 0 | 0 | 0 | 0 | 0 |
| 10 Andrew Beck | 1 | 1 | 0 | 0 | 0 | 0 | 0 | 0 |
| Josey Jewell | 1 | 1 | 0 | 0 | 0 | 0 | 0 | 0 |
| Eric Saubert | 1 | 1 | 0 | 0 | 0 | 0 | 0 | 0 |
| Mike Boone | 1 | 0 | 1 | 0 | 0 | 0 | 0 | 0 |
| Baron Browning | 1 | 0 | 1 | 0 | 0 | 0 | 0 | 0 |
| Jonathon Cooper | 1 | 0 | 1 | 0 | 0 | 0 | 0 | 0 |
| Nate Hairston | 1 | 0 | 1 | 0 | 0 | 0 | 0 | 0 |
| Barrington Wade | 1 | 0 | 1 | 0 | 0 | 0 | 0 | 0 |
| 18 Shelby Harris | 0 | 0 | 0 | 0 | 0 | 2 | 0 | 0 |
| Dre'Mont Jones | 0 | 0 | 0 | 0 | 0 | 1 | 0 | 0 |
| TOTALS | 39 | 25 | 14 | 0 | 1 | 3 | 0 | 0 |

MIS. TACKLES: Fant 2, Glasgow 1, Hairston 1, Hinton 1, Lock 1, Massie 1, Saubert 1, Williams 1

MIS. FUMBLE RECOVERIES: Okwuegbunam 1, Patrick 1, Williams 1

MIS. FORCED FUMBLES: None

TWO-POINT CONVERSION STOPS: Team (at Jac., 9/19), Team (vs. Cin. 12/19)

DEFENSIVE TOUCHDOWNS: Surtain II (70-yard Int. vs. LAC 11/28)

BLOCKED PUNTS: None

BLOCKED KICKS: Harris (FG at Cle., 10/21; FG vs. Was., 10/31), Jones (FG vs. Was., 10/31)

DENVER BRONCOS 2021 PLAY COUNTS

| Quarterbacks | | | | | | | | | | | | |
|-----------------------|-------|----|----|-------|---------|--------|-------|---------|--------|--------|----------|---------|
| Name | Pos | G | GS | OffPl | OffPl/G | OffPl% | DefPl | DefPl/G | DefPl% | SpTmPl | SpTmPl/G | SpTmPl% |
| Teddy Bridgewater | QB | 14 | 14 | 844 | 60.3 | 91.2 | 0 | 0.0 | 0.0 | 0 | 0.0 | 0.0 |
| Drew Lock | QB | 4 | 1 | 123 | 30.8 | 51.3 | 0 | 0.0 | 0.0 | 0 | 0.0 | 0.0 |
| Running Backs | | | | | | | | | | | | |
| Name | Pos | G | GS | OffPl | OffPl/G | OffPl% | DefPl | DefPl/G | DefPl% | SpTmPl | SpTmPl/G | SpTmPl% |
| Javonte Williams | RB | 15 | 1 | 491 | 327.0 | 50.8 | 0 | 0.0 | 0.0 | 4 | 0.3 | 1.1 |
| Melvin Gordon III | RB | 14 | 14 | 458 | 32.7 | 51.5 | 0 | 0.0 | 0.0 | 0 | 0.0 | 0.0 |
| Mike Boone | RB | 6 | 0 | 24 | 4.0 | 6.1 | 0 | 0.0 | 0.0 | 48 | 8.0 | 35.0 |
| Damarea Crockett | RB | 11 | 0 | 5 | 0.5 | 0.7 | 0 | 0.0 | 0.0 | 167 | 15.2 | 61.4 |
| Receivers | | | | | | | | | | | | |
| Name | Pos | G | GS | OffPl | OffPl/G | OffPl% | DefPl | DefPl/G | DefPl% | SpTmPl | SpTmPl/G | SpTmPl% |
| Courtland Sutton | WR | 15 | 14 | 827 | 55.1 | 85.5 | 0 | 0.0 | 0.0 | 4 | 0.3 | 1.1 |
| Tim Patrick | WR | 15 | 15 | 807 | 53.8 | 83.5 | 0 | 0.0 | 0.0 | 2 | 0.1 | 0.6 |
| Noah Fant | TE | 14 | 14 | 738 | 52.7 | 83.0 | 0 | 0.0 | 0.0 | 0 | 0.0 | 0.0 |
| Jerry Jeudy | WR | 9 | 5 | 376 | 41.8 | 64.9 | 0 | 0.0 | 0.0 | 0 | 0.0 | 0.0 |
| Albert Okwuegbunam | TE | 12 | 5 | 375 | 31.3 | 48.3 | 0 | 0.0 | 0.0 | 0 | 0.0 | 0.0 |
| Eric Saubert | TE | 15 | 4 | 257 | 17.1 | 26.6 | 0 | 0.0 | 0.0 | 264 | 17.6 | 74.2 |
| Kendall Hinton | WR | 14 | 0 | 218 | 15.6 | 24.2 | 0 | 0.0 | 0.0 | 16 | 1.1 | 4.7 |
| KJ Hamler | WR | 3 | 2 | 88 | 29.3 | 43.6 | 0 | 0.0 | 0.0 | 0 | 0.0 | 0.0 |
| Andrew Beck | FB/TE | 12 | 0 | 55 | 4.6 | 7.0 | 0 | 0.0 | 0.0 | 189 | 15.8 | 65.2 |
| Diontae Spencer | WR | 14 | 0 | 51 | 3.6 | 5.6 | 0 | 0.0 | 0.0 | 107 | 7.6 | 31.8 |
| Tyrie Cleveland | WR | 6 | 0 | 26 | 4.3 | 6.8 | 0 | 0.0 | 0.0 | 69 | 11.5 | 46.9 |
| David Moore | WR | 2 | 0 | 23 | 11.5 | 19.0 | 0 | 0.0 | 0.0 | 0 | 0.0 | 0.0 |
| John Brown | WR | 2 | 0 | 12 | 6.0 | 9.2 | 0 | 0.0 | 0.0 | 0 | 0.0 | 0.0 |
| Offensive Linemen | | | | | | | | | | | | |
| Name | Pos | G | GS | OffPl | OffPl/G | OffPl% | DefPl | DefPl/G | DefPl% | SpTmPl | SpTmPl/G | SpTmPl% |
| Lloyd Cushenberry III | C | 14 | 14 | 925 | 66.1 | 100.0 | 0 | 0.0 | 0.0 | 17 | 1.2 | 5.1 |
| Dalton Risner | G | 14 | 14 | 828 | 59.1 | 91.4 | 0 | 0 | 0 | 41 | 2.8 | 12.6 |
| Bobby Massie | T | 13 | 13 | 796 | 61.2 | 94.0 | 0 | 0.0 | 0.0 | 4 | 0.3 | 1.3 |
| Garett Bolles | T | 12 | 12 | 756 | 63.0 | 98.3 | 0 | 0.0 | 0.0 | 42 | 3.5 | 14.7 |
| Quinn Meinerz | G/C | 13 | 7 | 509 | 39.2 | 61.2 | 0 | 0.0 | 0.0 | 42 | 3.2 | 13.5 |
| Graham Glasgow | G | 7 | 7 | 384 | 54.9 | 84.4 | 0 | 0.0 | 0.0 | 24 | 3.4 | 14.9 |
| Netani Muti | G | 13 | 2 | 207 | 15.9 | 24.8 | 0 | 0.0 | 0.0 | 48 | 3.7 | 15.3 |
| Calvin Anderson | T | 11 | 3 | 172 | 15.6 | 24.4 | 0 | 0.0 | 0.0 | 41 | 3.7 | 15.5 |
| Cameron Fleming | T | 3 | 2 | 171 | 57.0 | 86.4 | 0 | 0.0 | 0.0 | 4 | 1.3 | 5.6 |
| Austin Schlottmann | G/C | 8 | 1 | 51 | 6.4 | 9.6 | 0 | 0.0 | 0.0 | 30 | 3.8 | 15.8 |
| Quinn Bailey | T | 2 | 0 | 40 | 20.0 | 33.3 | 0 | 0.0 | 0.0 | 8 | 4.0 | 16.7 |
| Defensive Linemen | | | | | | | | | | | | |
| Name | Pos | G | GS | OffPl | OffPl/G | OffPl% | DefPl | DefPl/G | DefPl% | SpTmPl | SpTmPl/G | SpTmPl% |
| Dre'Mont Jones | DE | 14 | 6 | 0 | 0.0 | 0.0 | 530 | 37.9 | 59.4 | 91 | 6.5 | 27.6 |
| Shelby Harris | DE | 14 | 14 | 0 | 0.0 | 0.0 | 495 | 35.4 | 56.6 | 48 | 3.4 | 14.3 |
| DeShawn Williams | DL | 15 | 8 | 0 | 0.0 | 0.0 | 386 | 25.7 | 40.8 | 60 | 4.0 | 16.9 |
| Mike Purcell | DL | 12 | 9 | 0 | 0.0 | 0.0 | 332 | 27.7 | 43.9 | 90 | 7.5 | 30.8 |
| Shamar Stephen | DL | 15 | 0 | 0 | 0.0 | 0.0 | 329 | 21.9 | 34.8 | 17 | 1.1 | 1.9 |
| McTelvin Agim | DL | 7 | 0 | 0 | 0.0 | 0.0 | 90 | 12.9 | 19.7 | 3 | 0.4 | 1.9 |
| Jonathan Harris | DL | 1 | 0 | 0 | 0.0 | 0.0 | 13 | 13.0 | 21.0 | 4 | 4.0 | 17.4 |
| Linebackers | | | | | | | | | | | | |
| Name | Pos | G | GS | OffPl | OffPl/G | OffPl% | DefPl | DefPl/G | DefPl% | SpTmPl | SpTmPl/G | SpTmPl% |
| Malik Reed | OLB | 12 | 11 | 0 | 0.0 | 0.0 | 620 | 51.7 | 80.8 | 36 | 3.0 | 12.6 |
| Baron Browning | ILB | 13 | 8 | 0 | 0.0 | 0.0 | 454 | 34.9 | 56.7 | 45 | 3.5 | 14.7 |
| Jonathon Cooper | OLB | 15 | 5 | 0 | 0.0 | 0.0 | 435 | 29.0 | 46.0 | 220 | 14.7 | 61.8 |
| Von Miller | OLB | 7 | 7 | 0 | 0.0 | 0.0 | 330 | 47.1 | 75.7 | 0 | 0.0 | 0.0 |
| Alexander Johnson | ILB | 6 | 6 | 0 | 0.0 | 0.0 | 325 | 54.2 | 89.0 | 21 | 3.5 | 13.6 |
| Justin Strnad | ILB | 14 | 5 | 0 | 0.0 | 0.0 | 316 | 22.6 | 35.9 | 161 | 11.5 | 49.1 |
| Kenny Young | ILB | 6 | 6 | 0 | 0.0 | 0.0 | 261 | 43.5 | 67.4 | 0 | 0.0 | 0.0 |
| Stephen Weatherly | OLB | 8 | 1 | 0 | 0.0 | 0.0 | 236 | 29.5 | 46.4 | 40 | 5.0 | 22.0 |
| Bradley Chubb | OLB | 6 | 6 | 0 | 0.0 | 0.0 | 215 | 35.8 | 58.3 | 0 | 0.0 | 0.0 |
| Jonas Griffith | ILB | 11 | 2 | 0 | 0.0 | 0.0 | 121 | 11.0 | 17.8 | 135 | 12.3 | 54.2 |
| Curtis Robinson | ILB | 3 | 0 | 0 | 0.0 | 0.0 | 84 | 28.0 | 40.4 | 52 | 17.3 | 66.7 |
| Josey Jewell | ILB | 2 | 2 | 0 | 0.0 | 0.0 | 82 | 41.0 | 70.1 | 7 | 3.5 | 15.9 |
| Micah Kiser | ILB | 8 | 1 | 0 | 0.0 | 0.0 | 32 | 4.0 | 6.3 | 117 | 14.6 | 58.5 |
| Andre Mintze | OLB | 5 | 0 | 0 | 0.0 | 0.0 | 25 | 5.0 | 8.6 | 59 | 11.8 | 47.6 |
| Aaron Patrick | OLB | 10 | 0 | 0 | 0.0 | 0.0 | 23 | 2.3 | 3.6 | 180 | 18.0 | 75.6 |
| Pita Taumoeopenu | OLB | 1 | 0 | 0 | 0.0 | 0.0 | 1 | 1.0 | 1.4 | 10 | 10.0 | 50.0 |
| Barrington Wade | ILB | 3 | 0 | 0 | 0.0 | 0.0 | 0 | 0.0 | 0.0 | 37 | 12.3 | 59.7 |
| Defensive Backs | | | | | | | | | | | | |
| Name | Pos | G | GS | OffPl | OffPl/G | OffPl% | DefPl | DefPl/G | DefPl% | SpTmPl | SpTmPl/G | SpTmPl% |
| Justin Simmons | S | 15 | 15 | 1 | 0.1 | 0.1 | 939 | 62.6 | 99.4 | 55 | 3.7 | 15.4 |
| Pat Surtain II | CB | 15 | 14 | 0 | 0.0 | 0.0 | 845 | 56.3 | 89.4 | 1 | 0.1 | 0.3 |
| Kareem Jackson | S | 14 | 14 | 0 | 0.0 | 0.0 | 832 | 59.4 | 95.2 | 0 | 0.0 | 0.0 |
| Ronald Darby | CB | 11 | 11 | 0 | 0.0 | 0.0 | 676 | 61.5 | 97.0 | 1 | 0.1 | 0.4 |
| Kyle Fuller | CB | 14 | 8 | 0 | 0.0 | 0.0 | 581 | 41.5 | 66.5 | 1 | 0.1 | 0.3 |
| Bryce Callahan | CB | 10 | 5 | 0 | 0.0 | 0.0 | 427 | 42.7 | 68.0 | 2 | 0.2 | 0.8 |
| Caden Sterns | S | 14 | 1 | 0 | 0.0 | 0.0 | 233 | 16.6 | 26.1 | 121 | 8.6 | 36.7 |
| Nate Hairston | CB | 15 | 0 | 0 | 0.0 | 0.0 | 104 | 6.9 | 11.0 | 235 | 15.7 | 66.0 |
| Mike Ford | CB | 12 | 0 | 0 | 0.0 | 0.0 | 13 | 1.1 | 1.7 | 225 | 18.8 | 78.7 |
| P.J. Locke | S | 14 | 0 | 0 | 0.0 | 0.0 | 10 | 0.7 | 1.1 | 279 | 19.9 | 83.5 |
| Jamar Johnson | S | 1 | 0 | 0 | 0.0 | 0.0 | 0 | 0.0 | 0.0 | 13 | 13.0 | 50.0 |
| Essang Bassey | CB | 1 | 0 | 0 | 0.0 | 0.0 | 0 | 0.0 | 0.0 | 10 | 10.0 | 50.0 |
| Special Teams | | | | | | | | | | | | |
| Name | Pos | G | GS | OffPl | OffPl/G | OffPl% | DefPl | DefPl/G | DefPl% | SpTmPl | SpTmPl/G | SpTmPl% |
| Brandon McManus | K | 15 | 0 | 0 | 0.0 | 0.0 | 0 | 0.0 | 0.0 | 128 | 8.5 | 36.0 |
| Jacob Bobenmoyer | LS | 15 | 0 | 0 | 0.0 | 0.0 | 0 | 0.0 | 0.0 | 119 | 7.9 | 33.4 |
| Sam Martin | P | 15 | 0 | 0 | 0.0 | 0.0 | 0 | 0.0 | 0.0 | 119 | 7.9 | 33.4 |

-OffPl%, DefPl%, and SpTmPl% statistics are in relation to the number of team plays only in games played by that individual player.

-Note that some plays that are negated by penalty are counted in players' participation total. Fake punts/FGs are counted as special teams plays.

OPPONENTS 2021 SEASON GAME-BY-GAME STATISTICS

| | at NYG (9/12) | at Jax. (9/19) | vs. NYJ (9/26) | vs. Bal. (10/3) | at Pit. (10/10) | vs. L.V. (10/17) | at Cle. (10/21) | vs. Was. (10/31) | at Dal. (11/7) | vs. Phi. (11/14) | vs. LAC (11/28) | at K.C. (12/5) | vs. Det. (12/12) | vs. Cin. (12/19) | at L.V. (12/26) | at LAC (1/2) | vs. K.C. (1/9) | TOTALS |
|-------------------------------|---------------|----------------|----------------|-----------------|-----------------|------------------|-----------------|------------------|----------------|------------------|-----------------|----------------|------------------|------------------|-----------------|--------------|----------------|--------|
| First Downs | | | | | | | | | | | | | | | | | | |
| Total | 19 | 12 | 11 | 20 | 19 | 16 | 23 | 21 | 14 | 22 | 20 | 15 | 17 | 12 | 22 | | | 263 |
| Rushing | 3 | 3 | 1 | 6 | 5 | 4 | 12 | 6 | 2 | 12 | 3 | 7 | 7 | 5 | 10 | | | 86 |
| Passing | 13 | 6 | 10 | 14 | 12 | 11 | 11 | 14 | 11 | 10 | 15 | 8 | 9 | 5 | 11 | | | 160 |
| Penalty | 3 | 3 | 0 | 0 | 2 | 1 | 0 | 1 | 1 | 0 | 2 | 0 | 1 | 2 | 1 | | | 17 |
| Third-Down Efficiency | | | | | | | | | | | | | | | | | | |
| Converted | 6 | 4 | 4 | 7 | 7 | 4 | 9 | 5 | 5 | 6 | 7 | 5 | 5 | 4 | 6 | | | 84 |
| Attempts | 12 | 11 | 13 | 17 | 12 | 11 | 15 | 14 | 13 | 13 | 14 | 12 | 14 | 13 | 12 | | | 196 |
| Efficiency | 50.0% | 36.4% | 30.8% | 41.2% | 58.3% | 36.4% | 60.0% | 35.7% | 38.5% | 46.2% | 50.0% | 41.7% | 35.7% | 30.8% | 50.0% | | | 42.9% |
| Fourth-Down Efficiency | | | | | | | | | | | | | | | | | | |
| Converted | 1 | 1 | 0 | 0 | 0 | 0 | 1 | 1 | 0 | 0 | 1 | 0 | 3 | 0 | 1 | | | 9 |
| Attempts | 3 | 1 | 2 | 0 | 0 | 0 | 1 | 5 | 4 | 0 | 2 | 0 | 5 | 0 | 1 | | | 24 |
| Efficiency | 33.3% | 100.0% | 0.0% | 0.0% | 0.0% | 0.0% | 100.0% | 20.0% | 0.0% | 0.0% | 50.0% | 0.0% | 60.0% | 0.0% | 100.0% | | | 37.5% |
| Total Offense | | | | | | | | | | | | | | | | | | |
| Net Yards | 314 | 189 | 162 | 406 | 391 | 426 | 376 | 342 | 290 | 386 | 357 | 267 | 316 | 249 | 342 | | | 4813 |
| Plays | 59 | 50 | 53 | 70 | 61 | 52 | 67 | 68 | 57 | 64 | 64 | 54 | 62 | 51 | 67 | | | 899 |
| Avg./play | 5.3 | 3.8 | 3.1 | 5.8 | 6.4 | 8.2 | 5.6 | 5.0 | 5.1 | 6.0 | 5.6 | 4.9 | 5.1 | 4.9 | 5.1 | | | 5.4 |
| Rushing | | | | | | | | | | | | | | | | | | |
| Net Yards | 60 | 75 | 43 | 102 | 147 | 86 | 182 | 112 | 78 | 216 | 72 | 89 | 118 | 113 | 160 | | | 1653 |
| Attempts | 20 | 16 | 13 | 30 | 35 | 23 | 33 | 24 | 16 | 39 | 17 | 24 | 21 | 26 | 40 | | | 377 |
| Avg./rush | 3.0 | 4.7 | 3.3 | 3.4 | 4.2 | 3.7 | 5.5 | 4.7 | 4.9 | 5.5 | 4.2 | 3.7 | 5.6 | 4.3 | 4.0 | | | 4.4 |
| TFL - yds. | 2-3 | 1-1 | 1-7 | 3-4 | 4-7 | 0-0 | 1-2 | 0-0 | 2-3 | 3-11 | 1-1 | 1-4 | 2-6 | 1-1 | 2-6 | | | 24-56 |
| Passing | | | | | | | | | | | | | | | | | | |
| Net Yards | 254 | 114 | 119 | 304 | 244 | 340 | 194 | 230 | 212 | 170 | 285 | 178 | 198 | 136 | 182 | | | 3160 |
| Sacks | 2 | 1 | 5 | 3 | 1 | 2 | 1 | 5 | 2 | 2 | 3 | 1 | 2 | 3 | 2 | | | 35 |
| Yds. Lost | 13 | 4 | 41 | 12 | 9 | 1 | 5 | 40 | 20 | 8 | 18 | 6 | 17 | 21 | 19 | | | 234 |
| Gross Yds. | 267 | 118 | 160 | 316 | 253 | 341 | 199 | 270 | 232 | 178 | 303 | 184 | 215 | 157 | 201 | | | 3394 |
| Attempts | 37 | 33 | 35 | 37 | 25 | 27 | 33 | 39 | 39 | 23 | 44 | 29 | 39 | 22 | 25 | | | 487 |
| Compl. | 22 | 14 | 19 | 22 | 15 | 18 | 21 | 24 | 19 | 16 | 28 | 15 | 24 | 15 | 20 | | | 292 |
| Pct. | 59.5% | 42.4% | 54.2% | 59.5% | 60.0% | 66.7% | 63.6% | 61.5% | 48.7% | 69.6% | 63.6% | 51.7% | 61.5% | 68.2% | 80.0% | | | 60.0% |
| Int. | 0 | 2 | 2 | 0 | 0 | 0 | 0 | 2 | 1 | 2 | 1 | 1 | 1 | 0 | 1 | | | 13 |
| Avg./play | 6.5 | 3.4 | 3.0 | 7.6 | 9.4 | 11.7 | 5.7 | 5.2 | 5.2 | 6.8 | 6.1 | 5.9 | 4.8 | 5.4 | 6.7 | | | 6.2 |
| Kickoffs | | | | | | | | | | | | | | | | | | |
| No. | 2 | 3 | 1 | 5 | 6 | 7 | 4 | 3 | 3 | 7 | 3 | 6 | 3 | 4 | 4 | | | 61 |
| In End Zone-TB | 2-2 | 2-2 | 1-1 | 3-3 | 5-4 | 5-3 | 1-1 | 3-3 | 0-0 | 7-7 | 2-2 | 5-4 | 3-3 | 4-4 | 3-3 | | | 46-42 |
| Punts | | | | | | | | | | | | | | | | | | |
| No. | 3 | 4 | 6 | 7 | 2 | 4 | 3 | 1 | 4 | 3 | 3 | 4 | 2 | 7 | 2 | | | 55 |
| Yards | 162 | 227 | 280 | 335 | 119 | 228 | 155 | 66 | 194 | 154 | 136 | 190 | 106 | 368 | 85 | | | 2805 |
| Avg. | 54.0 | 56.8 | 46.7 | 47.9 | 59.5 | 57.0 | 51.7 | 66.0 | 48.5 | 51.3 | 45.3 | 47.5 | 53.0 | 52.6 | 42.5 | | | 51.0 |
| Net Avg. | 39.3 | 49.5 | 44.0 | 41.9 | 46.5 | 47.0 | 46.3 | 51.0 | 38.3 | 42.3 | 41.0 | 46.0 | 46.5 | 50.0 | 42.5 | | | 44.7 |
| Had Blocked | 0 | 0 | 0 | 0 | 0 | 0 | 0 | 0 | 0 | 0 | 0 | 0 | 0 | 0 | 0 | | | 0 |
| Kicks, Had Blocked | 0 | 0 | 0 | 0 | 0 | 0 | 1 | 2 | 0 | 0 | 0 | 0 | 0 | 0 | 0 | | | 3 |
| Field Goals-PATs | 0-1 | 0-1 | 0-0 | 3-2 | 2-3 | 2-4 | 1-2 | 1-1 | 0-0 | 3-3 | 0-1 | 3-1 | 1-1 | 3-0 | 1-2 | | | 20-22 |
| Punt Returns | | | | | | | | | | | | | | | | | | |
| No. | 1 | 1 | 0 | 3 | 1 | 1 | 2 | 1 | 2 | 2 | 0 | 2 | 1 | 3 | 1 | | | 21 |
| Yards | 2 | 2 | 0 | 64 | 0 | 5 | 13 | 12 | 0 | 9 | 0 | 13 | -4 | 22 | 6 | | | 144 |
| Avg. | 2.0 | 2.0 | 0.0 | 21.3 | 0.0 | 5.0 | 6.5 | 12.0 | 0.0 | 4.5 | 0.0 | 6.5 | -4.0 | 7.3 | 6.0 | | | 6.9 |
| Kickoff Returns | | | | | | | | | | | | | | | | | | |
| No. | 2 | 2 | 1 | 0 | 2 | 0 | 1 | 0 | 2 | 0 | 0 | 0 | 0 | 1 | 1 | | | 12 |
| Yards | 66 | 120 | 21 | 0 | 35 | 0 | 26 | 0 | 89 | 0 | 0 | 0 | 0 | 23 | 23 | | | 403 |
| Avg. | 33.0 | 60.0 | 21.0 | 0.0 | 17.5 | 0.0 | 26.0 | 0.0 | 44.5 | 0.0 | 0.0 | 0.0 | 0.0 | 23.0 | 23.0 | | | 33.6 |
| Interception Returns | | | | | | | | | | | | | | | | | | |
| No. | 0 | 0 | 0 | 1 | 1 | 3 | 1 | 0 | 0 | 0 | 1 | 2 | 0 | 0 | 0 | | | 9 |
| Yards | 0 | 0 | 0 | 0 | 0 | 41 | 0 | 0 | 0 | 0 | 5 | 88 | 0 | 0 | 0 | | | 134 |
| Avg. | 0.0 | 0.0 | 0.0 | 0.0 | 0.0 | 13.7 | 0.0 | 0.0 | 0.0 | 0.0 | 5.0 | 46.0 | 0.0 | 0.0 | 0.0 | | | 14.9 |
| Penalties | | | | | | | | | | | | | | | | | | |
| No. | 4 | 7 | 8 | 6 | 8 | 6 | 9 | 4 | 5 | 7 | 9 | 7 | 6 | 6 | 3 | | | 95 |
| Yds. Lost | 48 | 70 | 89 | 55 | 59 | 54 | 60 | 29 | 38 | 89 | 75 | 60 | 53 | 38 | 37 | | | 854 |
| Fumbles | | | | | | | | | | | | | | | | | | |
| No. | 1 | 0 | 0 | 0 | 1 | 1 | 0 | 2 | 2 | 2 | 0 | 0 | 1 | 0 | 2 | | | 12 |
| Lost | 1 | 0 | 0 | 0 | 1 | 0 | 0 | 0 | 1 | 0 | 0 | 0 | 1 | 0 | 2 | | | 6 |
| Touchdowns | | | | | | | | | | | | | | | | | | |
| Total TDs | 2 | 2 | 0 | 2 | 3 | 4 | 2 | 1 | 2 | 3 | 2 | 2 | 1 | 1 | 2 | | | 29 |
| Rush | 1 | 0 | 0 | 1 | 1 | 2 | 1 | 0 | 0 | 0 | 0 | 1 | 0 | 0 | 1 | | | 8 |
| Pass | 1 | 1 | 0 | 1 | 2 | 2 | 1 | 1 | 2 | 2 | 2 | 0 | 1 | 1 | 1 | | | 18 |
| Returns | 0 | 1 | 0 | 0 | 0 | 0 | 0 | 0 | 0 | 0 | 0 | 0 | 0 | 0 | 0 | | | 1 |
| Fumble Returns | 0 | 0 | 0 | 0 | 0 | 0 | 0 | 0 | 0 | 1 | 0 | 0 | 0 | 0 | 0 | | | 1 |
| Interception Returns | 0 | 0 | 0 | 0 | 0 | 0 | 0 | 0 | 0 | 0 | 0 | 1 | 0 | 0 | 0 | | | 1 |
| Extra Points | | | | | | | | | | | | | | | | | | |
| Made-Attempts | 1-1 | 1-2 | 0-0 | 2-2 | 2-2 | 4-4 | 2-2 | 1-1 | 2-2 | 3-3 | 1-2 | 1-2 | 1-1 | 0-1 | 2-2 | | | 23-27 |
| Kicking Md.-Att. | 1-1 | 1-2 | 0-0 | 2-2 | 2-2 | 4-4 | 2-2 | 1-1 | 0-0 | 3-3 | 1-1 | 1-2 | 1-1 | 0-0 | 2-2 | | | 21-23 |
| Rushing Md.-Att. | 0-0 | 0-0 | 0-0 | 0-0 | 0-0 | 0-0 | 0-0 | 0-0 | 2-2 | 0-0 | 0-0 | 0-0 | 0-0 | 0-0 | 0-0 | | | 2-2 |
| Passing Md.-Att. | 0-0 | 0-0 | 0-0 | 0-0 | 0-0 | 0-0 | 0-0 | 0-0 | 0-0 | 0-0 | 0-1 | 0-0 | 0-0 | 0-1 | 0-0 | | | 0-2 |
| Field Goals | | | | | | | | | | | | | | | | | | |
| Made-Attempts | 0-0 | 0-2 | 0-0 | 2-2 | 2-2 | 2-3 | 1-2 | 1-3 | 0-0 | 3-3 | 0-1 | 3-3 | 1-1 | 3-3 | 1-1 | | | 19-26 |
| Red Zone Efficiency | | | | | | | | | | | | | | | | | | |
| Scored-Attempts | 1-3 | 0-0 | 0-0 | 1-3 | 2-2 | 2-3 | 2-3 | 0-2 | 2-2 | 1-3 | 2-3 | 1-2 | 1-3 | 0-2 | 2-3 | | | 17-34 |
| Efficiency | 33.3% | 0.0% | 0.0% | 33.3% | 100.0% | 66.7% | 66.7% | 0.0% | 100.0% | 33.0% | 66.7% | 50.0% | 33.0% | 0.0% | 67.0% | | | 50.0% |
| Goal-to-Go Efficiency | | | | | | | | | | | | | | | | | | |
| Scored-Attempts | 1-2 | 0-0 | 0-0 | 0-1 | 1-1 | 2-3 | 2-2 | 0-0 | 2-2 | 1-2 | 0-0 | 1-1 | 0-1 | 0-0 | 2-2 | | | 12-17 |
| Efficiency | 50.0% | 0.0% | 0.0% | 0.0% | 100.0% | 66.7% | 100.0% | 0.0% | 100.0% | 50.0% | 0.0% | 100.0% | 0.0% | 0.0% | 100.0% | | | 70.6% |
| Safeties | | | | | | | | | | | | | | | | | | |
| Total Points | 0 | 0 | 0 | 0 | 0 | 0 | 0 | 0 | 0 | 0 | 0 | 0 | 0 | 0 | 0 | | | 0 |
| Time of Poss. Avg. | 13 | 13 | 0 | 23 | 27 | 34 | 17 | 10 | 16 | 30 | 13 | 22 | 10 | 15 | 17 | | | 260 |
| | 24:52 | 21:08 | 24:13 | 33:07 | 33:02 | 25:27 | 36:51 | 31:50 | 18:48 | 34:58 | 30:23 | 26:30 | 27:53 | 27:19 | 36:37 | | | 28:52 |

DENVER BRONCOS 2021 TIME SPENT IN LEAD CHART

| GAME | W/L | LED | | TIED | | BEHIND | |
|------------------|----------|------------------|--------------|------------------|--------------|------------------|--------------|
| | | TIME | PCT | TIME | PCT | TIME | PCT |
| at NYG (9/12) | W, 27-13 | 34:30:00 | 57.5% | 16:42:00 | 27.8% | 8:48:00 | 14.7% |
| at Jac. (9/19) | W, 23-13 | 31:54:00 | 53.2% | 5:39:00 | 9.4% | 22:27:00 | 37.4% |
| vs. NYJ (9/26) | W, 26-0 | 48:27:00 | 80.8% | 11:33:00 | 19.3% | 0:00:00 | 0.0% |
| vs. Bal. (10/3) | L, 23-7 | 3:57:00 | 6.6% | 18:54:00 | 31.5% | 37:09:00 | 61.9% |
| at Pit. (10/10) | L, 27-19 | 0:00:00 | 0.0% | 2:58:00 | 4.9% | 57:02:00 | 95.1% |
| vs. L.V. (10/17) | L, 34-24 | 0:00:00 | 0.0% | 7:15:00 | 12.1% | 52:45:00 | 87.9% |
| at Cle. (10/21) | L, 17-14 | 0:00:00 | 0.0% | 2:40:00 | 4.4% | 57:20:00 | 95.6% |
| vs. Was. (10/31) | W, 17-10 | 25:02:00 | 41.7% | 34:58:00 | 58.3% | 0:00:00 | 0.0% |
| at Dal. (11/7) | W, 30-16 | 46:48:00 | 78.0% | 13:12:00 | 22.0% | 0:00:00 | 0.0% |
| vs. Phi. (11/14) | L, 30-13 | 0:00:00 | 0.0% | 11:19:00 | 18.9% | 48:41:00 | 81.1% |
| vs. LAC (11/28) | W, 28-13 | 49:31:00 | 82.5% | 10:29:00 | 17.5% | 0:00:00 | 0.0% |
| at K.C. (12/5) | L, 22-9 | 0:00:00 | 0.0% | 8:04:00 | 13.4% | 51:56:00 | 86.6% |
| vs. Det. (12/12) | W, 38-10 | 54:46:00 | 91.3% | 5:14:00 | 8.7% | 0:00:00 | 0.0% |
| vs. Cin. (12/19) | L, 15-10 | 0:45:00 | 1.3% | 19:10:00 | 31.9% | 40:05:00 | 66.8% |
| at L.V. (12/26) | L, 17-13 | 4:53:00 | 8.1% | 18:59:00 | 31.6% | 36:08:00 | 60.2% |
| at LAC (1/2) | | | | | | | |
| vs. K.C. (1/9) | | | | | | | |
| TOTAL | | 300:33:00 | 33.4% | 187:06:00 | 20.8% | 412:21:00 | 45.8% |
| AVERAGE | | 20:02:12 | | 12:28:24 | | 27:29:24 | |

BRONCOS 2021 TD DRIVE ANALYSIS

| Yards | TD Drive | | Possession Time | TDs | Plays | TDs |
|-------------|----------|--------|-----------------|-----|-------|-----|
| | Length | Length | | | | |
| 1-9 yards | 18 | 1 | 00:00-00:59 | 1 | 1 | 1 |
| 10-19 yards | 9 | - | 01:00-01:59 | 2 | 2 | - |
| 20-29 yards | 2 | - | 02:00-02:59 | 7 | 3 | - |
| 30-39 yards | 1 | 2 | 03:00-03:59 | 2 | 4 | 3 |
| 40-49 yards | 1 | - | 04:00-04:59 | 6 | 5 | 3 |
| 50-59 yards | - | 3 | 05:00-05:59 | 5 | 6 | 1 |
| 60-69 yards | - | 2 | 06:00-06:59 | 2 | 7 | 2 |
| 70-79 yards | 1 | 14 | 07:00-07:59 | 6 | 8 | 5 |
| 80-89 yards | - | 9 | 08:00-08:59 | 1 | 9 | 3 |
| 90-99 yards | - | 1 | 09:00-09:59 | - | 10 | 1 |
| | | | 10:00-10:59 | - | 11 | 5 |
| | | | 11:00-11:59 | - | 12 | 2 |
| | | | 12:00-12:59 | - | 13 | 2 |
| | | | 13:00-13:59 | - | 14 | 2 |
| | | | 14:00-14:59 | - | 15 | - |
| TOTAL | 32 | 32 | 15:00 + | - | 16+ | 2 |
| | | | | 32 | | 32 |

BRONCOS 2021 SCORING DRIVE LENGTH

| YARDS | BRONCOS | | OPPONENT | |
|--------------|-----------|-----------|-----------|-----------|
| | TD | FG | TD | FG |
| (MINUS) | 1 | - | - | - |
| 0-9 | - | 2 | 1 | 2 |
| 10-19 | - | 2 | - | 1 |
| 20-29 | - | 1 | - | - |
| 30-39 | 2 | 5 | - | 2 |
| 40-49 | - | 4 | 2 | 7 |
| 50-59 | 3 | 1 | 1 | 3 |
| 60-69 | 2 | 5 | 4 | 3 |
| 70-79 | 14 | 3 | 13 | 2 |
| 80-89 | 9 | - | 5 | - |
| 90-99 | 1 | - | 1 | - |
| TOTAL | 32 | 23 | 27 | 20 |

2021 LONGEST/SHORTEST SCORING DRIVES

MOST PLAYS

| | | |
|-----------|----|---------------------------------------|
| Broncos: | 17 | (at Cle., Oct. 21, TD, 80 yds., 6:08) |
| Opponent: | 15 | (vs. Bal., Oct. 3, FG, 78 yds., 6:36) |

FEWEST PLAYS

| | | |
|-----------|---|----------------------------------------|
| Broncos: | 1 | (at L.V., Dec. 26, TD, 1 yd., 0:03) |
| Opponent: | 2 | (vs. Cin., Dec. 19, FG, 19 yds., 0:09) |

MOST YARDS

| | | |
|-----------|----|-----------------------------------------|
| Broncos: | 94 | (at NYG, Sept. 12, TD, 4 plays, 1:48) |
| Opponent: | 94 | (vs. Was., Oct. 31, TD, 10 plays, 6:24) |

FEWEST YARDS

| | | |
|-----------|---|--------------------------------------|
| Broncos: | 1 | (at L.V., Dec. 26, TD, 1 play, 0:03) |
| Opponent: | 8 | (at K.C., Dec. 5, FG, 4 plays, 1:34) |

MOST TIME

| | | |
|-----------|------|--------------------------------------------|
| Broncos: | 8:55 | (at Jac., Sept. 19, FG, 13 plays, 61 yds.) |
| Opponent: | 7:38 | (at L.V., Dec. 26, FG, 13 plays, 32 yds.) |

LEAST TIME

| | | |
|-----------|------|--------------------------------------------|
| Broncos: | 0:03 | (at L.V., Dec. 26, TD, 1 play, 1 yd.) |
| Opponent: | 0:09 | (vs. Cin., Dec. 19., FG, 2 plays, 19 yds.) |

2021 GAME-OPENING DRIVES

| | BRONCOS | | | OPPONENT | | |
|------------------|-----------|-----------|------------|-----------|-----------|------------|
| | Pts. | FD | Yds. | Pts. | FD | Yds. |
| at NYG (9/12) | 0 | 1 | 21 | 0 | 1 | 34 |
| at Jac. (9/19) | 3 | 5 | 61 | 7 | 4 | 83 |
| vs. NYJ (9/26) | 0 | 1 | 23 | 0 | 1 | 16 |
| vs. Bal. (10/3) | 0 | 2 | 17 | 0 | 1 | 13 |
| at Pit. (10/10) | 0 | 0 | 6 | 7 | 2 | 85 |
| vs. L.V. (10/17) | 7 | 5 | 84 | 7 | 3 | 75 |
| at Cle. (10/21) | 0 | 0 | 9 | 7 | 4 | 75 |
| vs. Was. (10/31) | 0 | 2 | 32 | 0 | 2 | 56 |
| at Dal. (11/7) | 0 | 0 | -10 | 0 | 0 | 8 |
| vs. Phi. (11/14) | 0 | 0 | -1 | 3 | 4 | 63 |
| vs. LAC (11/28) | 0 | 3 | 32 | 0 | 0 | 9 |
| at K.C. (12/5) | 0 | 0 | 1 | 7 | 6 | 72 |
| vs. Det. (12/12) | 7 | 6 | 75 | 0 | 0 | -3 |
| vs. Cin. (12/19) | 0 | 1 | 19 | 0 | 0 | 8 |
| at L.V. (12/26) | 0 | 1 | 17 | 0 | 2 | 47 |
| at LAC (1/2) | | | | | | |
| vs. K.C. (1/9) | | | | | | |
| TOTAL | 17 | 27 | 386 | 38 | 30 | 641 |

2021 2ND HALF-OPENING DRIVES

| | BRONCOS | | | OPPONENT | | |
|------------------|-----------|-----------|------------|-----------|-----------|------------|
| | Pts. | FD | Yds. | Pts. | FD | Yds. |
| at NYG (9/12) | 7 | 5 | 75 | 0 | 3 | 60 |
| at Jac. (9/19) | 7 | 2 | 75 | 0 | 0 | 0 |
| vs. NYJ (9/26) | 3 | 3 | 37 | 0 | 0 | 8 |
| vs. Bal. (10/3) | 0 | 2 | 22 | 0 | 0 | 4 |
| at Pit. (10/10) | 0 | 3 | 38 | 7 | 5 | 86 |
| vs. L.V. (10/17) | 0 | 0 | 1 | 7 | 2 | 56 |
| at Cle. (10/21) | 7 | 7 | 79 | 7 | 6 | 75 |
| vs. Was. (10/31) | 0 | 1 | 19 | 0 | 0 | -5 |
| at Dal. (11/7) | 0 | 0 | -4 | 0 | 0 | 9 |
| vs. Phi. (11/14) | 0 | 3 | 71 | 0 | 0 | 1 |
| vs. LAC (11/28) | 0 | 0 | -8 | 0 | 4 | 41 |
| at K.C. (12/5) | 0 | 0 | 7 | 0 | 3 | 43 |
| vs. Det. (12/12) | 7 | 2 | 36 | 0 | 0 | 9 |
| vs. Cin. (12/19) | 0 | 1 | 12 | 3 | 4 | 72 |
| at L.V. (12/26) | 0 | 1 | 22 | 7 | 5 | 75 |
| at LAC (1/2) | | | | | | |
| vs. K.C. (1/9) | | | | | | |
| TOTAL | 31 | 30 | 482 | 31 | 32 | 534 |

BRONCOS 2021 GAME-BY-GAME SCORING DRIVES

| Opponent | Plays | Yards | Time | Res. | Qtr | Scoring Play | Quarterback |
|------------------|------------|-------------|-------------|------|-----|-----------------------------------------|------------------|
| at NYG (9/12) | 15 | 62 | 8:42 | FG | 2 | McManus 23 yd. Field Goal | Bridgewater |
| | 7 | 57 | 2:17 | TD | 2 | Patrick 2 yd. pass from Bridgewater | Bridgewater |
| | 16 | 75 | 8:12 | TD | 3 | Okwuegbunam 4 yd. pass from Bridgewater | Bridgewater |
| | 10 | 69 | 5:03 | FG | 4 | McManus 36 yd. Field Goal | Bridgewater |
| | 4 | 94 | 1:48 | TD | 4 | Gordon 70 yd. run | Bridgewater |
| at Jac. (9/19) | 13 | 61 | 8:55 | FG | 1 | McManus 32 yd. Field Goal | Bridgewater |
| | 8 | 80 | 4:02 | TD | 2 | Patrick 12 yd. pass from Bridgewater | Bridgewater |
| | 4 | 75 | 2:25 | TD | 3 | Fant 14 yd. pass from Bridgewater | Bridgewater |
| | 7 | 24 | 3:19 | FG | 3 | McManus 46 yd. Field Goal | Bridgewater |
| | 9 | 72 | 4:49 | FG | 4 | McManus 40 yd. Field Goal | Bridgewater |
| vs. NYJ (9/26) | 11 | 75 | 7:10 | TD | 1 | Williams 1 yd. run | Bridgewater |
| | 6 | 37 | 1:59 | FG | 2 | McManus 45 yd. Field Goal | Bridgewater |
| | 9 | 64 | 2:42 | TD | 2 | Gordon 1 yd. run | Bridgewater |
| | 8 | 37 | 4:37 | FG | 3 | McManus 47 yd. Field Goal | Bridgewater |
| | 11 | 71 | 7:33 | FG | 4 | McManus 21 yd. Field Goal | Bridgewater |
| | 6 | 12 | 2:02 | FG | 4 | McManus 36 yd. Field Goal | Bridgewater |
| vs. Bal. (10/3) | 5 | 57 | 2:07 | TD | 2 | Fant 3 yd. pass from Bridgewater | Bridgewater |
| at Pit. (10/10) | 4 | 8 | 2:14 | FG | 1 | McManus 39 yd. Field Goal | Bridgewater |
| | 7 | 49 | 4:17 | FG | 2 | McManus 29 yd. Field Goal | Bridgewater |
| | 14 | 75 | 7:26 | TD | 4 | Hinton 2 yd. pass from Bridgewater | Bridgewater |
| | 5 | 72 | 1:54 | TD | 4 | Sutton 39 yd. pass from Bridgewater | Bridgewater |
| vs. L.V. (10/17) | 8 | 84 | 5:05 | TD | 1 | Patrick 23 yd. pass from Bridgewater | Bridgewater |
| | 9 | 64 | 4:49 | FG | 3 | McManus 32 yd. Field Goal | Bridgewater |
| | 12 | 75 | 4:49 | TD | 4 | Sutton 12 yd. pass from Bridgewater | Bridgewater |
| | 8 | 86 | 2:51 | TD | 4 | Fant 4 yd. pass from Bridgewater | Bridgewater |
| at Cle. (10/21) | 13 | 79 | 7:12 | TD | 3 | Gordon III 8 yd. pass from Bridgewater | Bridgewater |
| | 17 | 80 | 6:08 | TD | 4 | Williams 10 yd. pass from Bridgewater | Bridgewater |
| vs. Was. (10/31) | 7 | 38 | 3:15 | FG | 2 | McManus 45 yd. Field Goal | Bridgewater |
| | 7 | 75 | 4:14 | TD | 2 | Gordon 15 yd. pass from Bridgewater | Bridgewater |
| | 8 | 63 | 4:28 | TD | 4 | Gordon 7 yd. run | Bridgewater |
| at Dal. (11/7) | 11 | 80 | 6:19 | TD | 1 | Gordon 3 yd. run | Bridgewater |
| | 6 | 80 | 2:47 | TD | 2 | Patrick 44 yd. pass from Bridgewater | Bridgewater |
| | 11 | 45 | 7:07 | FG | 2 | McManus 53 yd. Field Goal | Bridgewater |
| | 10 | 72 | 4:35 | FG | 3 | McManus 27 yd. Field Goal | Bridgewater |
| | 13 | 85 | 7:30 | TD | 4 | Bridgewater 1 yd. run | Bridgewater |
| | 5 | 15 | 3:15 | FG | 4 | McManus 42 yd. Field Goal | Bridgewater |
| vs. Phi. (11/14) | 9 | 75 | 4:38 | TD | 2 | Gordon 1 yd. run | Bridgewater |
| | 5 | 69 | 1:47 | FG | 2 | McManus 21 yd. Field Goal | Bridgewater |
| | 10 | 35 | 4:10 | FG | 3 | McManus 28 yd. Field Goal | Bridgewater |
| vs. LAC (11/28) | 8 | 50 | 4:24 | TD | 1 | Bridgewater 11 yd. run | Bridgewater |
| | 11 | 75 | 5:46 | TD | 2 | Williams 9 yd. run | Lock |
| | 10 | 80 | 5:36 | TD | 4 | Saubert 1 yd. pass from Bridgewater | Bridgewater |
| at K.C. (12/5) | 10 | 51 | 3:48 | FG | 2 | McManus 42 yd. Field Goal | Bridgewater |
| | 11 | 75 | 4:30 | TD | 4 | Williams 13 yd. pass from Bridgewater | Bridgewater |
| vs. Det. (12/12) | 11 | 75 | 5:14 | TD | 1 | Williams 5 yd. run | Bridgewater |
| | 12 | 74 | 7:16 | TD | 1 | Gordon 1 yd. run | Bridgewater |
| | 9 | 44 | 1:05 | FG | 2 | McManus 52 yd. Field Goal | Bridgewater |
| | 5 | 36 | 3:08 | TD | 3 | Williams 10 yd. pass from Bridgewater | Bridgewater |
| | 4 | 33 | 2:13 | TD | 3 | Gordon 14 yd. run | Bridgewater |
| | 14 | 88 | 7:08 | TD | 4 | Okwuegbunam 4 yd. pass from Bridgewater | Bridgewater |
| vs. Cin. (12/19) | 5 | 32 | 1:56 | FG | 2 | McManus 54 yd. Field Goal | Bridgewater |
| | 9 | 75 | 5:06 | TD | 3 | Patrick 25 yd. pass from Lock | Bridgewater/Lock |
| at L.V. (12/26) | 5 | 44 | 3:37 | FG | 2 | McManus 49 yd. Field Goal | Lock |
| | 4 | 4 | 1:28 | FG | 2 | McManus 55 yd. Field Goal | Lock |
| | 1 | 1 | 0:03 | TD | 2 | Williams 1 yd. run | Lock |
| AVERAGE | 8.7 | 59.3 | 4:22 | | | | |
| TD AVG. | 9.3 | 69.8 | 4:34 | | | | |
| FG AVG. | 8.1 | 44.1 | 4:06 | | | | |

DENVER BRONCOS 2021 SEASON LEADERS BY CATEGORY

| Category | Player | AFC Rank | AFC Leader | NFL Rank | NFL Leader |
|-------------------|---------------------------|----------|-------------------------------|----------|-------------------------------|
| Scoring | Brandon McManus - 98 | 11th | Nick Folk, N.E. - 136 | 20th | Folk, N.E. / Gay, LAR - 136 |
| Rushing Yards | Javonte Williams - 827 | 7th | Jonathan Taylor, Ind. - 1,626 | 10th | Jonathan Taylor, Ind. - 1,626 |
| Passing Yards | Teddy Bridgewater - 3,052 | 11th | Justin Herbert - 4,394 | T-19th | Tom Brady, T.B. - 4,580 |
| Passer Rating | Teddy Bridgewater - 94.9 | 6th | Joe Burrow, Cin. - 105.7 | 14th | Aaron Rodgers, G.B. - 110.8 |
| Receiving Yards | Courtland Sutton - 703 | 20th | Tyreek Hill, K.C. - 1,197 | 42nd | Cooper Kupp, LAR - 1,734 |
| Receptions | Fant - 61 | 22nd | Tyreek Hill, K.C. - 104 | T-41st | Cooper Kupp, LAR - 132 |
| Gross Punting Avg | Sam Martin - 45.9 | 6th | A.J. Cole, L.V. - 50.3 | 16th | A.J. Cole, L.V. - 50.3 |
| Net Punting Avg | Sam Marin - 42.6 | 2nd | Logan Cooke, Jac. - 43.6 | 5th | Bryan Anger, Dal. - 44.3 |
| Interceptions | Justin Simmons - 5 | T-2nd | J.C. Jackson, N.E. - 7 | T-4th | Trevon Diggs, Dal. - 11 |
| Sacks | Dre'Mont Jones - 5.5 | T-23rd | T.J. Watt, Pit. - 17.5 | T-50th | T.J. Watt, Pit. - 17.5 |
| Kickoff Ret. Avg | Diontae Spencer - 17.1 | N/A | Braxton Berrios, NYJ - 30.7 | N/A | Braxton Berrios, NYJ - 30.7 |
| Punt Ret. Avg | Diontae Spencer - 8.4 | 5th | Devin Duvernay, Bal. - 14.4 | 8th | Devin Duvernay, Bal. - 14.4 |

HOW THE BRONCOS RANK IN THE AFC AND NFL — 2021 SEASON

| Offense | Total | AFC Rank | AFC Leader | NFL Rank | NFL Leader |
|-------------------------------|-------|----------|-----------------------|----------|-----------------------|
| Points Per Game | 19.9 | 13th | Buffalo - 28.5 | 23rd | Dallas - 30.5 |
| Total Yards Per Game | 329.0 | 11th | Kansas City - 396.1 | 19th | Dallas - 409.5 |
| Yards Per Play | 5.3 | 10th | L.A. Chargers - 6.0 | 19th | L.A. Rams - 6.1 |
| Rushing Yards Per Game | 116.7 | 7th | Indianapolis - 154.9 | 13th | Philadelphia - 163.2 |
| Net Passing Yds. Per Game | 212.3 | 11th | Kansas City - 285.1 | 19th | Tampa Bay - 300.0 |
| Interceptions Thrown (fewest) | 9 | T-2nd | Indianapolis - 7 | T-5th | Green Bay - 5 |
| First Downs Per Game | 19.7 | 11th | Kansas City - 24.5 | 20th | Kansas City - 24.5 |
| Third-Down Efficiency | 37.9% | 13th | Kansas City - 51.7% | 23rd | Kansas City - 51.7% |
| Fourth-Down Efficiency | 62.5% | 4th | Indianapolis - 65.2% | 5th | Indianapolis - 65.2% |
| Red-Zone Efficiency | 57.5% | 9th | Baltimore - 65.4% | 19th | San Francisco - 71.7% |
| Kickoff Ret. Avg. | 17.1 | 16th | N.Y. Jets - 28.3 | 32nd | N.Y. Jets - 28.3 |
| Punt Ret. Avg. | 8.7 | 8th | Baltimore - 14.4 | 16th | Baltimore - 14.4 |
| Defense | Total | AFC Rank | AFC Leader | NFL Rank | NFL Leader |
| Points Per Game | 17.3 | T-1st | N.E. / Den. - 17.3 | T-1st | N.E. / Den. - 17.3 |
| Total Yards Per Game | 320.9 | 3rd | Buffalo - 287.9 | 6th | Buffalo - 287.9 |
| Yards Per Play | 5.4 | 6th | Buffalo - 4.7 | 13th | Buffalo - 4.7 |
| Rushing Yards Per Game | 110.2 | 6th | Baltimore - 85.6 | 13th | Baltimore - 85.6 |
| Net Passing Yds. Per Game | 210.7 | 3rd | Buffalo - 173.1 | T-5th | Buffalo - 173.1 |
| Interceptions (most) | 13 | T-7th | New England - 20 | T-13th | Dallas - 25 |
| First Downs Per Game | 17.5 | T-1st | Buf. / Den. - 17.5 | T-1st | Buf. / Den. - 17.5 |
| Third-Down Efficiency | 42.9% | 14th | Buffalo - 33.2% | 26th | Dallas - 31.2% |
| Fourth-Down Efficiency | 37.5% | T-2nd | L.A. Chargers - 29.4% | T-2nd | L.A. Chargers - 29.4% |
| Red-Zone Efficiency | 50.0% | T-2nd | New England - 47.7% | T-4th | New Orleans - 42.9% |
| Kickoff Ret. Avg. | 33.6 | 16th | Baltimore - 18.3 | 32nd | Three Teams - 18.1 |
| Punt Ret. Avg. | 6.9 | 4th | Kansas City - 5.1 | 6th | Kansas City - 5.1 |

2021 DENVER BRONCOS WEEK-BY-WEEK NFL RANKINGS

| Game | OFFENSE | | | DEFENSE | | |
|--------------------------------------|--------------|---------------|--------------|-------------|--------------|----------------|
| | Total | Rush | Pass | Total | Rush | Pass |
| at New York Giants (9/12) | 420.0 (10th) | 165.0 (4th) | 255.0 (17th) | 314.0 (8th) | 60.0 (T-4th) | 254.0 (T-14th) |
| at Jacksonville Jaguars (9/19) | 409.0 (7th) | 130.5 (5th) | 278.5 (11th) | 251.5 (3rd) | 67.5 (4th) | 184.0 (5th) |
| vs. New York Jets (9/26) | 387.3 (14th) | 127.3 (T-7th) | 260.0 (12th) | 221.7 (2nd) | 59.3 (2nd) | 162.3 (3rd) |
| vs. Baltimore Ravens (10/3) | 353.8 (17th) | 121.8 (11th) | 232.0 (21st) | 267.8 (4th) | 70.0 (5th) | 197.8 (6th) |
| at Pittsburgh Steelers (10/10) | 357.8 (18th) | 118.6 (12th) | 239.2 (22nd) | 292.4 (3rd) | 85.4 (6th) | 207.0 (6th) |
| vs. Las Vegas Raiders (10/17) | 368.3 (13th) | 117.5 (14th) | 250.8 (13th) | 314.7 (4th) | 85.5 (5th) | 229.2 (11th) |
| at Cleveland Browns (10/21) | 347.6 (22nd) | 106.6 (18th) | 241.0 (16th) | 323.4 (5th) | 99.3 (8th) | 224.1 (10th) |
| vs. Washington Football Team (10/31) | 338.3 (21st) | 103.6 (20th) | 234.6 (17th) | 325.8 (6th) | 100.9 (9th) | 224.9 (10th) |
| at Dallas Cowboys (11/7) | 345.9 (18th) | 113.2 (13th) | 232.7 (19th) | 321.8 (6th) | 98.3 (6th) | 223.4 (8th) |
| vs. Philadelphia Eagles (11/14) | 342.1 (20th) | 111.5 (19th) | 230.6 (18th) | 328.2 (9th) | 110.1 (14th) | 219.1 (9th) |
| vs. Los Angeles Chargers (11/28) | 338.5 (20th) | 114.7 (14th) | 223.7 (21st) | 330.8 (9th) | 106.6 (12th) | 224.2 (10th) |
| at Kansas City Chiefs (12/5) | 343.9 (20th) | 118.0 (12th) | 225.9 (18th) | 325.5 (8th) | 105.2 (10th) | 220.3 (10th) |
| vs. Detroit Lions (12/12) | 345.0 (19th) | 123.1 (11th) | 221.9 (19th) | 324.8 (7th) | 106.2 (10th) | 218.6 (10th) |
| vs. Cincinnati Bengals (12/19) | 341.2 (18th) | 123.8 (T-9th) | 217.4 (19th) | 319.4 (4th) | 106.6 (10th) | 212.7 (6th) |
| at Las Vegas Raiders (12/26) | 329.0 (19th) | 116.7 (13th) | 212.3 (19th) | 320.9 (6th) | 110.2 (13th) | 210.7 (T-5th) |
| at Los Angeles Chargers (1/2) | | | | | | |
| vs. Kansas City Chiefs (1/9) | | | | | | |

DENVER BRONCOS 2021 BIG-PLAY LOG

| BRONCOS RUSHING (10+Yards) | | | | |
|----------------------------|------|-------|-------|-------------|
| Game | Qtr. | Time | Yards | Player |
| at NYG (9/12) | 3 | 1:26 | 12 | J. Williams |
| | 4 | 4:48 | 70t | Gordon III |
| at Jac. (9/19) | 3 | 9:48 | 16 | J. Williams |
| | 4 | 7:30 | 14 | J. Williams |
| vs. NYJ (9/26) | 1 | 4:41 | 11 | Gordon III |
| | 1 | 1:09 | 14 | J. Williams |
| | 2 | 2:49 | 13 | Bridgewater |
| | 2 | 1:19 | 13 | Gordon III |
| | 3 | 14:00 | 10 | Gordon III |
| | 3 | 4:01 | 10 | Bridgewater |
| vs. Bal. (10/3) | 1 | 4:25 | 14 | Gordon III |
| | 2 | 1:02 | 31 | J. Williams |
| | 3 | 6:48 | 10 | J. Williams |
| | 4 | 1:03 | 12 | Gordon III |
| at Pit. (10/10) | 2 | 8:08 | 49 | J. Williams |
| | 4 | 14:28 | 10 | J. Williams |
| | 4 | 11:12 | 11 | Bridgewater |
| vs. L.V. (10/17) | 1 | 11:16 | 10 | Gordon III |
| | 1 | 2:35 | 11 | J. Williams |
| | 3 | 8:39 | 30 | J. Williams |
| at Cle. (10/21) | | None | | |
| vs. Was. (10/31) | 4 | 12:43 | 11 | Gordon III |
| | 4 | 6:29 | 14 | J. Williams |
| at Dal. (11/7) | 1 | 7:34 | 11 | J. Williams |
| | 1 | 7:03 | 20 | J. Williams |
| | 1 | 4:39 | 13 | Gordon III |
| | 2 | 14:19 | 17 | J. Williams |
| | 2 | 10:22 | 12 | Gordon III |
| | 2 | 6:44 | 11 | Gordon III |
| | 3 | 12:38 | 30 | J. Williams |
| | 3 | 3:19 | 14 | Gordon III |
| | 4 | 9:47 | 10 | J. Williams |
| vs. Phi. (11/14) | 1 | 1:56 | 11 | J. Williams |
| | 2 | 15:00 | 15 | Gordon III |
| | 3 | 13:11 | 20 | J. Williams |
| vs. LAC (11/28) | 1 | 14:36 | 12 | Gordon III |
| | 1 | 12:48 | 10 | J. Williams |
| | 1 | 4:39 | 11t | Bridgewater |
| | 1 | 0:41 | 12 | J. Williams |
| | 2 | 14:25 | 16 | Gordon III |
| at K.C. (12/5) | 1 | 1:39 | 14 | J. Williams |
| | 2 | 10:21 | 14 | Boone |
| | 2 | 3:19 | 11 | J. Williams |
| | 4 | 7:24 | 16 | Boone |
| vs. Det. (12/12) | 1 | 14:53 | 11 | Gordon III |
| | 1 | 11:45 | 13 | Gordon III |
| | 3 | 13:34 | 16 | Gordon III |
| | 3 | 6:38 | 14t | Gordon III |
| | 4 | 3:51 | 10 | Gordon III |
| vs. Cin. (12/19) | 3 | 5:16 | 14 | J. Williams |
| | 4 | 12:06 | 13 | Gordon III |
| | 4 | 6:45 | 10 | J. Williams |
| at L.V. (12/26) | | None | | |

| BRONCOS PASSING (20+Yards) | | | | |
|----------------------------|------|-------|-------|-------------------------|
| Game | Qtr. | Time | Yards | QB/Receiver |
| at NYG (9/12) | 2 | 7:35 | 25 | Bridgewater/Fant |
| | 3 | 8:50 | 20 | Bridgewater/Jeudy |
| | 3 | 2:03 | 22 | Bridgewater/Hamler |
| at Jac. (9/19) | 2 | 3:03 | 33 | Bridgewater/Sutton |
| | 2 | :02 | 30 | Bridgewater/Gordon III |
| | 3 | 14:17 | 55 | Bridgewater/Sutton |
| vs. NYJ (9/26) | 1 | 6:45 | 28 | Bridgewater/Hamler |
| | 2 | 2:00 | 27 | Bridgewater/Patrick |
| | 3 | 12:16 | 21 | Bridgewater/Gordon III |
| | 4 | 11:04 | 24 | Bridgewater/Patrick |
| | 4 | 4:01 | 31 | Bridgewater/Patrick |
| vs. Bal. (10/3) | 4 | :28 | 32 | Lock/Sutton |
| at Pit. (10/10) | 4 | 12:21 | 25 | Bridgewater/Sutton |
| | 4 | 5:54 | 39 | Bridgewater/Sutton |
| | 4 | 2:25 | 23 | Bridgewater/Patrick |
| | 4 | 1:03 | 23 | Bridgewater/Hinton |
| vs. L.V. (10/17) | 1 | 6:57 | 23 | Bridgewater/Patrick |
| | 4 | 13:42 | 26 | Bridgewater/Fant |
| | 4 | 4:03 | 26 | Bridgewater/Fant |
| at Cle. (10/21) | 1 | 1:49 | 31 | Bridgewater/Sutton |
| vs. Was. (10/31) | 1 | 6:41 | 31 | Bridgewater/Sutton |
| | 2 | 12:28 | 31 | Bridgewater/Patrick |
| at Dal. (11/7) | 1 | 5:54 | 25 | Bridgewater/Jeudy |
| | 2 | 12:21 | 44 | Bridgewater/Patrick |
| | 3 | 10:22 | 20 | Bridgewater/Jeudy |
| | 4 | 13:21 | 40 | Bridgewater/Hinton |
| vs. Phi. (11/14) | 2 | 11:26 | 64 | Bridgewater/Okwuegbunam |
| | 3 | 14:30 | 26 | Bridgewater/Sutton |
| vs. LAC (11/28) | 4 | 10:52 | 42 | Bridgewater/J. Williams |
| at K.C. (12/5) | 1 | 2:22 | 36 | Bridgewater/Jeudy |
| | 2 | 0:01 | 34 | Bridgewater/J. Williams |
| vs. Det. (12/12) | 1 | 4:07 | 32 | Bridgewater/Fant |
| | 4 | 4:03 | 21 | Bridgewater/Jeudy |
| vs. Cin. (12/19) | 2 | 12:40 | 28 | Bridgewater/Fant |
| | 3 | 1:21 | 25t | Lock/Patrick |
| | 4 | 14:50 | 24 | Lock/Okwuegbunam |
| | 4 | 5:28 | 24 | Lock/Okwuegbunam |
| at L.V. (12/26) | 2 | 11:01 | 40 | Lock/Jeudy |
| | 3 | 10:16 | 20 | Lock/Fant |

DENVER BRONCOS 2021 OPPONENT BIG-PLAY LOG

| OPPONENT RUSHING (10+Yards) | | | | |
|-----------------------------|------|-------|-------|-----------------|
| Game | Qtr. | Time | Yards | Player |
| at NYG (9/12) | | None | | |
| at Jac. (9/19) | 2 | :46 | 10 | Lawrence |
| | 3 | 4:23 | 12 | Robinson |
| | 4 | 13:21 | 11 | Lawrence |
| vs. NYJ (9/26) | 2 | :32 | 13 | T. Johnson |
| vs. Bal. (10/3) | 2 | 10:28 | 11 | Murray |
| at Pit. (10/10) | 2 | 14:22 | 20 | Harris |
| | 2 | :54 | 13 | Harris |
| | 3 | 9:16 | 18 | Harris |
| vs. L.V. (10/17) | 3 | 11:33 | 18 | Drake |
| at Cle. (10/21) | 1 | 13:55 | 20 | D. Johnson |
| | 1 | 13:16 | 10 | D. Johnson |
| | 1 | 10:13 | 12 | Felton |
| | 2 | 13:32 | 10 | D. Johnson |
| | 2 | 12:51 | 11 | Kelly |
| | 4 | 4:24 | 20 | D. Johnson |
| vs. Was. (10/31) | 1 | 12:19 | 10 | Heinicke |
| | 3 | 1:26 | 13 | Patterson |
| | 4 | 10:57 | 12 | Gibson |
| | 4 | 10:17 | 12 | McLaurin |
| at Dal. (11/7) | 1 | 1:48 | 11 | Elliott |
| | 4 | 6:10 | 10 | Elliott |
| vs. Phi. (11/14) | 1 | 15:00 | 10 | Hurts |
| | 1 | 14:33 | 17 | Scott |
| | 2 | 9:32 | 11 | Howard |
| | 2 | 9:03 | 31 | Hurts |
| | 3 | 4:22 | 21 | Scott |
| | 4 | 13:33 | 15 | Howard |
| | 4 | 12:09 | 25 | Howard |
| | 4 | 2:05 | 23 | Scott |
| vs. LAC (11/28) | 3 | 5:52 | 13 | Herbert |
| | 4 | 5:25 | 13 | Herbert |
| at K.C. (12/5) | 1 | 12:59 | 10 | Edwards-Helaire |
| | 1 | 7:05 | 10t | Mahomes |
| | 2 | 13:34 | 12 | Da. Williams |
| vs. Det. (12/12) | 2 | 15:00 | 13 | Goff |
| | 2 | 14:09 | 35 | Reynolds |
| vs. Cin. (12/19) | 3 | 8:28 | 22 | Perine |
| | 3 | 1:09 | 12 | Mixon |
| at L.V. (12/26) | 3 | 12:03 | 20 | Jacobs |
| | 4 | 10:22 | 10 | Jacobs |
| | 4 | 3:10 | 13 | Jacobs |

| OPPONENT PASSING (20+Yards) | | | | |
|-----------------------------|------|-------|-------|-------------------------|
| Game | Qtr. | Time | Yards | QB/Receiver |
| at NYG (9/12) | 1 | 14:14 | 42 | Jones/Slayton |
| | 2 | 9:49 | 37t | Jones/Shepard |
| | 3 | 4:36 | 20 | Jones/Shepard |
| at Jac. (9/19) | 1 | 13:40 | 24 | Lawrence/O' Shaughnessy |
| | 1 | 9:27 | 25 | Lawrence/Jones Jr. |
| vs. NYJ (9/26) | 3 | 2:24 | 22 | Wilson/Berrios |
| | 4 | 6:12 | 23 | Wilson/Cole |
| vs. Bal. (10/3) | 1 | 7:38 | 20 | Jackson/Watkins |
| | 2 | 11:34 | 24 | Jackson/Andrews |
| | 2 | 7:18 | 49 | Jackson/Brown |
| | 2 | 3:59 | 32 | Jackson/Brown |
| | 4 | 4:36 | 32 | Jackson/Proche |
| at Pit. (10/10) | 1 | 13:36 | 23 | Roethlisberger/Claypool |
| | 1 | 12:09 | 50 | Roethlisberger/Johnson |
| | 2 | 5:10 | 59 | Roethlisberger/Claypool |
| | 4 | 5:05 | 22 | Roethlisberger/Johnson |
| vs. L.V. (10/17) | 1 | 12:03 | 48 | Carr/Ruggs |
| | 1 | 4:43 | 25 | Carr/Renfrow |
| | 2 | :43 | 33 | Carr/Waller |
| | 2 | :36 | 31 | Carr/Drake |
| | 3 | 12:40 | 29 | Carr/Jacobs |
| | 3 | 1:37 | 40 | Carr/Ruggs |
| | 4 | 10:42 | 51 | Carr/Edwards |
| | 4 | 10:42 | 51 | Carr/Edwards |
| at Cle. (10/21) | 1 | 14:31 | 34 | Keenum/Hooper |
| vs. Was. (10/31) | 1 | 13:35 | 27 | Heinicke/McKissic |
| | 2 | 10:27 | 20 | Heinicke/Sims |
| | 3 | 2:39 | 23 | Heinicke/Humphries |
| | 3 | :44 | 20 | Heinicke/Carter |
| | 4 | 4:10 | 22 | Heinicke/Milne |
| at Dal. (11/7) | 1 | 11:09 | 32 | Prescott/Cooper |
| | 2 | 3:04 | 21 | Prescott/Elliott |
| | 4 | 10:48 | 28 | Prescott/Lamb |
| | 4 | 5:00 | 24 | Prescott/Wilson |
| | 4 | 4:49 | 32 | Prescott/Pollard |
| | 4 | 1:20 | 20 | Prescott/Schultz |
| vs. Phi. (11/14) | 1 | 5:21 | 24 | Hurts/Goedert |
| | 1 | 3:24 | 36t | Hurts/Smith |
| vs. LAC (11/28) | 2 | 11:42 | 24 | Herbert/Allen |
| | 4 | 7:28 | 34 | Herbert/Ekeler |
| at K.C. (12/5) | 1 | 5:19 | 29 | Mahomes/Edwards-Helaire |
| | 3 | 7:06 | 38 | Mahomes/Da. Williams |
| vs. Det. (12/12) | 3 | 9:40 | 20 | Goff/Reynolds |
| vs. Cin. (12/19) | 3 | 0:41 | 56t | Burrow/Boyd |
| at L.V. (12/26) | 2 | 7:24 | 20 | Carr/Moreau |
| | 4 | 2:10 | 28 | Carr/Moreau |

DENVER BRONCOS 2021 TAKEAWAY CHART

| GAME | W/L | +/- | BRONCOS | | | | OPPONENTS | | | |
|------------------|------------|-------------|-----------|----------|-----------|-----------|-----------|----------|-----------|-----------|
| | | | INT | FUM | Total | Pts. | INT | FUM | Total | Pts. |
| at NYG (9/12) | W | EVEN | 0 | 1 | 1 | 3 | 0 | 1 | 1 | 0 |
| at Jax. (9/19) | W | +2 | 2 | 0 | 2 | 6 | 0 | 0 | 0 | 0 |
| vs. NYJ (9/26) | W | +1 | 2 | 0 | 2 | 0 | 0 | 1 | 1 | 0 |
| vs. Bal. (10/3) | L | -1 | 0 | 0 | 0 | 0 | 1 | 0 | 1 | 0 |
| at Pit. (10/10) | L | EVEN | 0 | 1 | 1 | 3 | 1 | 0 | 1 | 0 |
| vs. L.V. (10/17) | L | -4 | 0 | 0 | 0 | 0 | 3 | 1 | 4 | 7 |
| at Cle. (10/21) | L | -1 | 0 | 0 | 0 | 0 | 1 | 0 | 1 | 0 |
| vs. Was. (10/31) | W | +1 | 2 | 0 | 2 | 0 | 0 | 1 | 1 | 0 |
| at Dal. (11/7) | W | +2 | 1 | 1 | 2 | 6 | 0 | 0 | 0 | 0 |
| vs. Phi. (11/14) | L | EVEN | 1 | 0 | 1 | 0 | 0 | 1 | 1 | 7 |
| vs. LAC (11/28) | W | +1 | 2 | 0 | 2 | 7 | 1 | 0 | 1 | 7 |
| at K.C. (12/5) | L | -2 | 1 | 0 | 1 | 0 | 2 | 1 | 3 | 10 |
| vs. Det. (12/12) | W | +2 | 1 | 1 | 2 | 14 | 0 | 0 | 0 | 0 |
| vs. Cin. (12/19) | L | -1 | 0 | 0 | 0 | 0 | 0 | 1 | 1 | 0 |
| at L.V. (12/26) | L | +3 | 1 | 2 | 3 | 10 | 0 | 0 | 0 | 0 |
| at LAC (1/2) | | | | | | | | | | |
| vs. K.C. (1/9) | | | | | | | | | | |
| TOTALS | 7-7 | EVEN | 13 | 6 | 19 | 49 | 9 | 7 | 16 | 31 |

DENVER BRONCOS 2021 TURNOVER LOG (+3)

TAKEAWAYS (19 TOT., 13 INT, 6 FUM, 49 pts.)

| Game | Qtr. | Time | Takeaway | Player | Field Pos. | Pts. |
|------------------|------|-------|--------------|------------|------------|------|
| at NYG (9/12) | 3 | 2:58 | Fumble | Jewell | DEN 13 | 3 |
| at Jac. (9/19) | 3 | 4:30 | Interception | Jackson | DEN 42 | 3 |
| | 3 | 10:39 | Interception | Surtain II | DEN 6 | 3 |
| vs. NYJ (9/26) | 4 | 5:36 | Interception | Simmons | DEN 32 | 0 |
| | 4 | :44 | Interception | Sterns | DEN 27 | 0 |
| vs. Bal. (10/3) | | | | None | | |
| at Pit. (10/10) | 1 | 4:08 | Fumble | Reed | PIT 39 | 3 |
| vs. L.V. (10/17) | | | | None | | |
| at Cle. (10/21) | | | | None | | |
| vs. Was. (10/31) | 2 | :03 | Interception | Simmons | DEN 20 | 0 |
| | 4 | :49 | Interception | Simmons | DEN 22 | 0 |
| at Dal. (11/7) | 3 | 12:51 | Fumble | Griffith | DEN 19 | 3 |
| | 4 | 9:54 | Interception | Sterns | DAL 39 | 3 |
| vs. Phi. (11/14) | 3 | 3:11 | Interception | Simmons | DEN 47 | 0 |
| vs. LAC (11/28) | 4 | 14:37 | Interception | Surtain II | DEN 20 | 0 |
| | 4 | 7:30 | Interception | Surtain II | TD | 7 |
| at K.C. (12/5) | 3 | 11:10 | Interception | Surtain II | DEN 21 | 0 |
| vs. Det. (12/12) | 3 | 14:19 | Fumble | Young | DET 36 | 7 |
| | 4 | 9:04 | Interception | Simmons | DEN 12 | 7 |
| vs. Cin. (12/19) | | | | None | | |
| at L.V. (12/26) | 2 | 2:09 | Fumble | N/A | L.V. 41 | 3 |
| | 2 | :26 | Interception | Chubb | L.V. 1 | 7 |
| | 3 | 3:28 | Fumble | Harris | DEN 42 | 0 |

BRONCOS TAKEAWAY LEADERS

| Player | INT | FUM | Totals | Pts. |
|---------------|-----------|----------|-----------|-----------|
| Simmons | 5 | 0 | 5 | 7 |
| Surtain II | 4 | 0 | 4 | 10 |
| Sterns | 2 | 0 | 2 | 3 |
| Chubb | 1 | 0 | 1 | 7 |
| Young | 0 | 1 | 1 | 7 |
| Griffith | 0 | 1 | 1 | 3 |
| Jackson | 1 | 0 | 1 | 3 |
| Jewell | 0 | 1 | 1 | 3 |
| Reed | 0 | 1 | 1 | 3 |
| Harris | 0 | 1 | 1 | 0 |
| N/A | 0 | 1 | 1 | 3 |
| TOTALS | 13 | 6 | 19 | 49 |

GIVEAWAYS (16 TOT., 9 INT, 7 FUM, 31 pts.)

| Game | Qtr. | Time | Giveaway | Player | Field Pos. | Pts. |
|------------------|------|-------|--------------|-------------|------------|------|
| at NYG (9/12) | 2 | 4:17 | Fumble | Okwuegbunam | NYG 4 | 0 |
| at Jac. (9/19) | | | | None | | |
| vs. NYJ (9/26) | 4 | 3:53 | Fumble | Williams | NYJ 1 | 0 |
| vs. Bal. (10/3) | 4 | :10 | Interception | Lock | BLT 20 | 0 |
| at Pit. (10/10) | 4 | :17 | Interception | Bridgewater | PIT 20 | 0 |
| vs. L.V. (10/17) | 1 | :30 | Interception | Bridgewater | DEN 49 | 0 |
| | 3 | 2:29 | Fumble | Bridgewater | DEN 42 | 7 |
| | 4 | 7:04 | Interception | Bridgewater | DEN 45 | 0 |
| | 4 | :34 | Interception | Bridgewater | DEN 49 | 0 |
| at Cle. (10/21) | 2 | 15:00 | Interception | Bridgewater | CLE 20 | 0 |
| vs. Was. (10/31) | 4 | :27 | Fumble | Gordon III | DEN 24 | 0 |
| at Dal. (11/7) | | | | None | | |
| vs. Phi. (11/14) | 3 | :14 | Fumble | Gordon III | TD | 7 |
| vs. LAC (11/28) | 2 | 1:22 | Interception | Lock | DEN 47 | 7 |
| at K.C. (12/5) | 3 | 2:17 | Interception | Bridgewater | KC 49 | 0 |
| | 3 | :08 | Fumble | Spencer | DEN 16 | 3 |
| | 4 | 9:56 | Interception | Bridgewater | TD | 7 |
| vs. Det. (12/12) | | | | None | | |
| vs. Cin. (12/19) | 4 | 10:39 | Fumble | Lock | CIN 15 | 0 |
| at L.V. (12/26) | | | | None | | |

BRONCOS GIVEAWAY LEADERS

| Player | INT | FUM | Totals | Pts. |
|---------------|----------|----------|-----------|-----------|
| Bridgewater | 7 | 1 | 8 | 14 |
| Lock | 2 | 1 | 3 | 7 |
| Gordon III | 0 | 2 | 2 | 7 |
| Okwuegbunam | 0 | 1 | 1 | 0 |
| Spencer | 0 | 1 | 1 | 3 |
| Williams | 0 | 1 | 1 | 0 |
| TOTALS | 9 | 7 | 16 | 31 |

BRONCOS 2021 GAME-BY-GAME TACKLE CHART

| | at NYG (9/12) | at Jax. (9/19) | vs. NYJ (9/26) | vs. Bal. (10/3) | at Phi. (10/10) | vs. L.V. (10/17) | at Cle. (10/21) | vs. Was. (10/31) | at Dal. (11/7) | vs. Phi. (11/14) | vs. LAC (11/28) | at K.C. (12/5) | vs. Det. (12/12) | vs. Cin. (12/19) | at L.V. (12/26) | at LAC (1/2) | vs. K.C. (1/9) | TOTAL |
|-------------------|---------------|----------------|----------------|-----------------|-----------------|------------------|-----------------|------------------|----------------|------------------|-----------------|----------------|------------------|------------------|-----------------|--------------|----------------|------------|
| Kareem Jackson | 2 | 6 | 2 | 11 | 7 | 6 | 9 | 7 | 9 | 7 | | 2 | 5 | 2 | 5 | | | 80 |
| Justin Simmons | 6 | 1 | 2 | 8 | 8 | 3 | 5 | 7 | 2 | 6 | 8 | 2 | 6 | 4 | 5 | | | 73 |
| Ronald Darby | 6 | | | | | 5 | 8 | 7 | 3 | 8 | 2 | 2 | 4 | 2 | 6 | | | 53 |
| Pat Surtain II | | 4 | 5 | 6 | 3 | 4 | 2 | 2 | 3 | 3 | 5 | 1 | 5 | 5 | 4 | | | 52 |
| Baron Browning | | | | | | | | 8 | 6 | 1 | 7 | 8 | 3 | 10 | 9 | | | 52 |
| Shelby Harris | 5 | 2 | 2 | 3 | 5 | 2 | 4 | 5 | 2 | 2 | | 3 | 1 | 2 | 5 | | | 43 |
| Malik Reed | 1 | 2 | 4 | | 7 | 1 | 4 | 3 | | 9 | 1 | 4 | | | 4 | | | 40 |
| DeShawn Williams | 3 | | | 2 | 3 | 2 | 4 | 4 | 2 | 3 | 3 | 6 | | 1 | 6 | | | 39 |
| Kyle Fuller | 6 | 2 | 3 | 5 | 1 | | | | 2 | 5 | 9 | | 3 | | | | | 36 |
| Alexander Johnson | 2 | 5 | 5 | 8 | 8 | 4 | | | | | | | | | | | | 32 |
| Justin Strnad | | 6 | 4 | 2 | 6 | 3 | 6 | 4 | | | | | 1 | | | | | 32 |
| Jonathon Cooper | | | 1 | 1 | 2 | | 5 | 2 | 4 | 5 | 1 | 1 | 5 | 5 | | | | 32 |
| Kenny Young | | | | | | | | 4 | 3 | 4 | 7 | 9 | 2 | | | | | 29 |
| Dre'Mont Jones | 2 | 1 | 1 | 1 | 3 | 1 | 2 | 3 | | 4 | 2 | 4 | 3 | | 2 | | | 29 |
| Mike Purcell | | 3 | 1 | 5 | | 4 | 6 | | | | | | 4 | 3 | 3 | | | 29 |
| Shamar Stephen | 3 | 1 | 3 | 2 | 2 | 3 | 1 | 2 | 1 | 1 | 2 | 3 | | | 4 | | | 28 |
| Bryce Callahan | 2 | 3 | 1 | 1 | 3 | 3 | 5 | 3 | | | | | | 2 | 2 | | | 25 |
| Jonas Griffith | | | | | | | | | | | | | 4 | 8 | 13 | | | 25 |
| Von Miller | 3 | 2 | 3 | 5 | 2 | 2 | 2 | | | | | | | | | | | 19 |
| Bradley Chubb | | 1 | | | | | | | | | | 3 | 3 | 4 | 5 | | | 16 |
| Caden Sterns | | | 2 | 2 | 1 | 1 | | 1 | 2 | 3 | 1 | | 2 | | | | | 15 |
| Stephen Weatherly | | | | | | | | 2 | | 1 | 2 | | 4 | 1 | 4 | | | 14 |
| Josey Jewell | 4 | 3 | | | | | | | | | | | | | | | | 7 |
| Micah Kiser | | | | | | 3 | 2 | | | | | | | | | | | 5 |
| Curtis Robinson | | | | | | | 3 | | | 2 | | | | | | | | 5 |
| McTelvin Agim | | | | 1 | | | | 1 | | | 2 | | | | | | | 4 |
| Nate Hairston | | | | | | | | | 1 | | 1 | | | 1 | | | | 3 |
| Aaron Patrick | | | | 1 | 1 | | | | | | | | | | | | | 2 |
| Andre Mintze | 1 | | 1 | | | | | | | | | | | | | | | 2 |
| Mike Ford | | | | | | | | | 1 | | | | 1 | | | | | 2 |
| Jonathan Harris | | | | | | | | | 1 | | | | | | | | | 1 |
| TOTALS | 46 | 42 | 40 | 64 | 62 | 47 | 68 | 65 | 42 | 64 | 53 | 48 | 56 | 50 | 77 | 0 | 0 | 824 |

BRONCOS 2021 GAME-BY-GAME SACK CHART

| | at NYG (9/12) | at Jax. (9/19) | vs. NYJ (9/26) | vs. Bal. (10/3) | at Phi. (10/10) | vs. L.V. (10/17) | at Cle. (10/21) | vs. Was. (10/31) | at Dal. (11/7) | vs. Phi. (11/14) | vs. LAC (11/28) | at K.C. (12/5) | vs. Det. (12/12) | vs. Cin. (12/19) | at L.V. (12/26) | at LAC (1/2) | vs. K.C. (1/9) | TOTAL |
|-------------------|---------------|----------------|----------------|-----------------|-----------------|------------------|-----------------|------------------|----------------|------------------|-----------------|----------------|------------------|------------------|-----------------|--------------|----------------|-------------|
| Dre'Mont Jones | | | | | | | | 1.5 | 1 | | | 1 | 2 | | | | | 5.5 |
| Malik Reed | | | 1 | | 1 | | | 2 | | 1 | | | | | | | | 5.0 |
| Shelby Harris | | | 1 | | | | 1 | 0.5 | | | | | | 1 | 1.5 | | | 5.0 |
| Von Miller | 2 | 1 | 1 | 0.5 | | | | | | | | | | | | | | 4.5 |
| Stephen Weatherly | | | | | | | | 1 | | | 1 | | | | 0.5 | | | 2.5 |
| Jonathon Cooper | | | | | | | | | 2 | | | | | 0.5 | | | | 2.5 |
| Alexander Johnson | | | 2 | | | | | | | | | | | | | | | 2.0 |
| Caden Sterns | | | | 2 | | | | | | | | | | | | | | 2.0 |
| Justin Simmons | | | | | | | | | | | | | | 1.5 | | | | 1.5 |
| McTelvin Agim | | | | 0.5 | | | | | | | 1 | | | | | | | 1.5 |
| Bryce Callahan | | | | | | 1 | | | | | | | | | | | | 1.0 |
| Kareem Jackson | | | | | | 1 | | | | | | | | | | | | 1.0 |
| DeShawn Williams | | | | | | | | | | | 1 | | | | | | | 1.0 |
| TOTALS | 2 | 1 | 5 | 3 | 1 | 2 | 1 | 5 | 3 | 1 | 3 | 1 | 2 | 3 | 2 | 0 | 0 | 35.0 |

BRONCOS 2021 GAME-BY-GAME INTERCEPTION CHART

| | at NYG (9/12) | at Jax. (9/19) | vs. NYJ (9/26) | vs. Bal. (10/3) | at Phi. (10/10) | vs. L.V. (10/17) | at Cle. (10/21) | vs. Was. (10/31) | at Dal. (11/7) | vs. Phi. (11/14) | vs. LAC (11/28) | at K.C. (12/5) | vs. Det. (12/12) | vs. Cin. (12/19) | at L.V. (12/26) | at LAC (1/2) | vs. K.C. (1/9) | TOTAL |
|----------------|---------------|----------------|----------------|-----------------|-----------------|------------------|-----------------|------------------|----------------|------------------|-----------------|----------------|------------------|------------------|-----------------|--------------|----------------|-----------|
| Justin Simmons | | | 1 | | | | | 2 | | 1 | | | 1 | | | | | 5 |
| Pat Surtain II | | 1 | | | | | | | | | 2 | 1 | | | | | | 4 |
| Caden Sterns | | | 1 | | | | | | 1 | | | | | | | | | 2 |
| Bradley Chubb | | | | | | | | | | | | | | | 1 | | | 1 |
| Kareem Jackson | | 1 | | | | | | | | | | | | | | | | 1 |
| TOTALS | 0 | 2 | 2 | 0 | 0 | 0 | 0 | 2 | 1 | 1 | 2 | 1 | 1 | 0 | 1 | 0 | 0 | 13 |

National Football League Game Summary

NFL Copyright © 2021 by The National Football League. All rights reserved. This summary and play-by-play is for the express purpose of assisting media in their coverage of the game; any other use of this material is prohibited without the written permission of the National Football League.

Date: Sunday, 12/26/2021

Denver Broncos at Las Vegas Raiders

Start Time: 1:25 PM PST

at Allegiant Stadium, Las Vegas, NV

Game Day Weather

Game Weather: Sunny

Temp: 56° F (13.3° C) Humidity: 26%, Wind: S 14 mph

Played Closed Stadium on Turf: Natural Grass

Outdoor Weather: Sunny, Wind Chill: 52

Officials

Referee: Novak, Scott (1)
Line Judge: Coleman IV, Walt (65)
Back Judge: Prukop, Todd (30)

Umpire: Paganelli, Carl (124)
Field Judge: Gautreaux, Greg (80)
Replay Official: Sumstine, Matt (0)

Down Judge: Bowers, Derick (74)
Side Judge: Meslow, David (118)

Lineups

Denver Broncos

Las Vegas Raiders

| Offense | | | Defense | | |
|---------|----|---------------|---------|----|------------|
| TE | 87 | N.Fant | DL | 90 | D.Williams |
| WR | 85 | A.Okwuegbunam | DE | 96 | S.Harris |
| LT | 72 | G.Bolles | SLB | 55 | B.Chubb |
| LG | 66 | D.Risner | ILB | 56 | B.Browning |
| C | 71 | A.Schlottmann | ILB | 50 | J.Griffith |
| RG | 77 | Q.Meinerz | OLB | 59 | M.Reed |
| RT | 70 | B.Massie | LCB | 2 | P.Surtain |
| WR | 81 | T.Patrick | RCB | 21 | R.Darby |
| WR | 14 | C.Sutton | CB | 29 | B.Callahan |
| QB | 3 | D.Lock | SS | 22 | K.Jackson |
| RB | 25 | M.Gordon | FS | 31 | J.Simmons |

| Offense | | | Defense | | |
|---------|----|-------------|---------|----|-------------|
| WR | 1 | D.Jackson | DE | 91 | Y.Ngakoue |
| WR | 7 | Z.Jones | DT | 96 | D.Pilon |
| LT | 74 | K.Miller | DT | 77 | Q.Jefferson |
| LG | 76 | J.Simpson | DE | 98 | M.Crosby |
| C | 68 | A.James | WLB | 5 | D.Deablo |
| RG | 70 | A.Leachwood | MLB | 52 | D.Perryman |
| RT | 75 | B.Parker | SLB | 34 | K.Wright |
| TE | 87 | F.Moreau | LCB | 29 | C.Hayward |
| WR | 13 | H.Renfrow | FS | 25 | T.Moehrig |
| QB | 4 | D.Carr | RCB | 10 | D.Trufant |
| RB | 28 | J.Jacobs | SS | 32 | D.Leavitt |

Substitutions

Substitutions

P 6 S.Martin, K 8 B.McManus, WR 9 K.Hinton, WR 10 J.Jeudy, WR 11 D.Spencer, CB 12 M.Ford, CB 23 K.Fuller, RB 26 M.Boone, CB 27 N.Hairston, S 30 C.Sterns, RB 33 J.Williams, S 37 P.Locke, LB 40 J.Strnad, ILB 43 M.Kiser, LS 46 J.Bobenmoyer, G 52 N.Muti, OLB 53 J.Cooper, TE 82 E.Saubert, OLB 91 S.Weatherly, DE 93 D.Jones, OLB 94 A.Patrick, DL 98 M.Purcell, DL 99 S.Stephen

K 2 D.Carlson, P 6 A.Cole, WR 16 D.Stoner, WR 17 T.Johnson, CB 21 A.Robertson, CB 22 K.Nixon, RB 30 J.Richard, RB 31 P.Barber, S 37 T.Gillespie, DB 39 N.Hobbs, FB 41 S.Smith, LB 42 C.Littleton, S 43 K.Frazier, LS 47 T.Sieg, LB 48 P.Onwuasor, LB 55 M.Lee, C 66 N.Martin, G 67 L.Cotton, TE 82 N.Bowers, TE 86 D.Helm, DT 92 S.Thomas, DE 94 C.Nassib, DE 97 D.Square, DE 99 C.Ferrell

Did Not Play

Did Not Play

QB 4 B.Rypien, T 73 C.Fleming, T 75 Q.Bailey

QB 3 N.Peterman, T 78 J.Barton

Not Active

Not Active

QB 5 T.Bridgewater, CB 13 M.Ojemudia, ILB 41 K.Young, S 49 J.Johnson, DL 95 M.Agim

DE 51 M.Koonce, LB 57 W.Compton, G 60 J.Simmons, TE 83 D.Waller, DT 90 J.Hankins, DT 95 K.Vickers

Field Goals (made () & missed)

B.McManus (49) (55) 55WL

D.Carlson (41)

| | | 1 | 2 | 3 | 4 | OT | Total |
|----------|-------------------|---|----|---|---|----|-------|
| VISITOR: | Denver Broncos | 0 | 13 | 0 | 0 | 0 | 13 |
| HOME: | Las Vegas Raiders | 0 | 7 | 7 | 3 | 0 | 17 |

Scoring Plays

| Team | Qtr | Time | Play Description (Extra Point) (Drive Info) | Visitor | Home |
|---------|-----|-------|------------------------------------------------------------------|---------|------|
| Raiders | 2 | 11:01 | H.Renfrow 10 yd. pass from D.Carr (D.Carlson kick) (14-76, 7:24) | 0 | 7 |
| Broncos | 2 | 7:24 | B.McManus 49 yd. Field Goal (5-44, 3:37) | 3 | 7 |
| Broncos | 2 | 0:32 | B.McManus 55 yd. Field Goal (4-4, 1:28) | 6 | 7 |
| Broncos | 2 | 0:15 | J.Williams 1 yd. run (B.McManus kick) (1-1, 0:03) | 13 | 7 |
| Raiders | 3 | 10:22 | P.Barber 5 yd. run (D.Carlson kick) (9-75, 4:38) | 13 | 14 |
| Raiders | 4 | 7:35 | D.Carlson 41 yd. Field Goal (13-32, 7:38) | 13 | 17 |

Paid Attendance: 60,972

Time: 2:32

Denver Broncos vs Las Vegas Raiders
12/26/2021 at Allegiant Stadium

Final Team Statistics

| | Visitor Broncos | Home Raiders |
|------------------------------------------------------|--------------------|-----------------|
| TOTAL FIRST DOWNS | 8 | 22 |
| By Rushing | 2 | 10 |
| By Passing | 4 | 11 |
| By Penalty | 2 | 1 |
| THIRD DOWN EFFICIENCY | 1-10-10.0% | 6-12-50.0% |
| FOURTH DOWN EFFICIENCY | 1-1-100.0% | 1-1-100.0% |
| TOTAL NET YARDS | 158 | 342 |
| Total Offensive Plays (inc. times thrown passing) | 40 | 67 |
| Average gain per offensive play | 4.0 | 5.1 |
| NET YARDS RUSHING | 18 | 160 |
| Total Rushing Plays | 16 | 40 |
| Average gain per rushing play | 1.1 | 4.0 |
| Tackles for a loss-number and yards | 3-11 | 2-6 |
| NET YARDS PASSING | 140 | 182 |
| Times thrown - yards lost attempting to pass | 2-13 | 2-19 |
| Gross yards passing | 153 | 201 |
| PASS ATTEMPTS-COMPLETIONS-HAD INTERCEPTED | 22-15-0 | 25-20-1 |
| Avg gain per pass play (inc.# thrown passing) | 5.8 | 6.7 |
| KICKOFFS Number-In End Zone-Touchbacks | 4-3-3 | 4-3-3 |
| PUNTS Number and Average | 5-44.6 | 2-42.5 |
| Had Blocked | 0 | 0 |
| FGs - PATs Had Blocked | 0-0 | 0-0 |
| Net Punting Average | 43.4 | 42.5 |
| TOTAL RETURN YARDAGE (Not Including Kickoffs) | 21 | 6 |
| No. and Yards Punt Returns | 0-0 | 1-6 |
| No. and Yards Kickoff Returns | 1-18 | 1-23 |
| No. and Yards Interception Returns | 1-21 | 0-0 |
| PENALTIES Number and Yards | 3-30 | 3-37 |
| FUMBLES Number and Lost | 0-0 | 2-2 |
| TOUCHDOWNS | 1 | 2 |
| Rushing | 1 | 1 |
| Passing | 0 | 1 |
| EXTRA POINTS Made-Attempts | 1-1 | 2-2 |
| Kicking Made-Attempts | 1-1 | 2-2 |
| FIELD GOALS Made-Attempts | 2-3 | 1-1 |
| RED ZONE EFFICIENCY | 1-1-100% | 2-3-67% |
| GOAL TO GO EFFICIENCY | 1-1-100% | 2-2-100% |
| SAFETIES | 0 | 0 |
| FINAL SCORE | 13 | 17 |
| TIME OF POSSESSION | 23:23 | 36:37 |

Denver Broncos vs Las Vegas Raiders
12/26/2021 at Allegiant Stadium

Ball Possession And Drive Chart

Denver Broncos

| # | Time Recd | Time Lost | Time Poss | How Ball Obtained | Drive Began | # Play | Yds Gain | Yds Pen | Net Yds | 1st Down | Last Scrm | How Given Up |
|---|-----------|-----------|-----------|-------------------|-------------|--------|----------|---------|---------|----------|-----------|--------------|
| 1 | 15:00 | 11:38 | 3:22 | Kickoff | DEN 25 | 6 | 17 | 0 | 17 | 1 | DEN 42 | Punt |
| 2 | 7:22 | 3:25 | 3:57 | Punt | DEN 11 | 7 | 6 | 31 | 37 | 2 | DEN 48 | Punt |
| 3 | 11:01 | 7:24 | 3:37 | Kickoff | DEN 25 | 5 | 59 | -15 | 44 | 1 | LV 31 | Field Goal |
| 4 | 4:26 | 2:44 | 1:42 | Punt | DEN 8 | 3 | 9 | 0 | 9 | 0 | DEN 17 | Punt |
| 5 | 2:00 | 0:32 | 1:28 | Fumble | LV 41 | 4 | 4 | 0 | 4 | 0 | LV 37 | Field Goal |
| 6 | 0:18 | 0:15 | 0:03 | Interception | LV 1 | 1 | 1 | 0 | 1 | 1 | * LV 1 | Touchdown |
| 7 | 10:22 | 7:55 | 2:27 | Kickoff | DEN 25 | 4 | 22 | 0 | 22 | 1 | DEN 47 | Punt |
| 8 | 3:19 | 0:13 | 3:06 | Fumble | DEN 42 | 6 | 21 | 0 | 21 | 1 | LV 37 | Missed FG |
| 9 | 7:35 | 3:54 | 3:41 | Kickoff | DEN 25 | 7 | 19 | 0 | 19 | 1 | DEN 44 | Punt |

(319) Average DEN 35

Las Vegas Raiders

| # | Time Recd | Time Lost | Time Poss | How Ball Obtained | Drive Began | # Play | Yds Gain | Yds Pen | Net Yds | 1st Down | Last Scrm | How Given Up |
|----|-----------|-----------|-----------|-------------------|-------------|--------|----------|---------|---------|----------|-----------|--------------|
| 1 | 11:38 | 7:22 | 4:16 | Punt | LV 4 | 8 | 53 | -6 | 47 | 2 | DEN 49 | Punt |
| 2 | 3:25 | 11:01 | 7:24 | Punt | LV 24 | 14 | 61 | 15 | 76 | 6 | * DEN 10 | Touchdown |
| 3 | 7:24 | 4:26 | 2:58 | Kickoff | LV 25 | 4 | 20 | 0 | 20 | 1 | LV 45 | Punt |
| 4 | 2:44 | 2:00 | 0:44 | Punt | LV 33 | 2 | 7 | 0 | 7 | 0 | LV 40 | Fumble |
| 5 | 0:32 | 0:18 | 0:14 | Kickoff | LV 26 | 1 | 0 | 0 | 0 | 0 | LV 26 | Interception |
| 6 | 0:15 | 0:00 | 0:15 | Kickoff | LV 25 | 1 | -1 | 0 | -1 | 0 | LV 25 | End of Half |
| 7 | 15:00 | 10:22 | 4:38 | Kickoff | LV 25 | 9 | 75 | 0 | 75 | 5 | * DEN 5 | Touchdown |
| 8 | 7:55 | 3:19 | 4:36 | Punt | LV 13 | 8 | 45 | 0 | 45 | 3 | DEN 32 | Fumble |
| 9 | 0:13 | 7:35 | 7:38 | Missed FG | LV 45 | 13 | 32 | 0 | 32 | 3 | * DEN 23 | Field Goal |
| 10 | 3:54 | 0:00 | 3:54 | Punt | LV 11 | 8 | 50 | 0 | 50 | 2 | DEN 38 | End of Game |

(231) Average LV 23

* inside opponent's 20

Time of Possession by Quarter

| | 1st | 2nd | 3rd | 4th | OT | Total |
|-------------------------------|------|------|------|-------|----|-------|
| Visitor Denver Broncos | 7:19 | 6:50 | 5:33 | 3:41 | | 23:23 |
| Home Las Vegas Raiders | 7:41 | 8:10 | 9:27 | 11:19 | | 36:37 |

Kickoff Drive No.-Start Average

Broncos: 4 - DEN 25 Raiders: 4 - LV 25

Denver Broncos vs Las Vegas Raiders
12/26/2021 at Allegiant Stadium

Final Defensive Statistics

| Denver Broncos | Regular Defensive Plays | | | | | | | | | | | Special Teams | | | | | Misc | | | |
|----------------|-------------------------|-----------|-----------|----------|-----------|----------|----------|----------|----------|----------|----------|---------------|----------|----------|----------|----------|----------|----------|----------|----------|
| | TKL | AST | COMB | SK | / YDS | TFL | Q | IN | PD | FF | FR | TKL | AST | FF | FR | BL | TKL | AST | FF | FR |
| J.Griffith | 6 | 7 | 13 | 0 | 0 | 2 | 0 | 0 | 0 | 0 | 0 | 0 | 0 | 0 | 0 | 0 | 0 | 0 | 0 | 0 |
| B.Browning | 1 | 8 | 9 | 0 | 0 | 0 | 0 | 0 | 0 | 0 | 0 | 0 | 0 | 0 | 0 | 0 | 0 | 0 | 0 | 0 |
| R.Darby | 5 | 1 | 6 | 0 | 0 | 0 | 0 | 0 | 1 | 0 | 0 | 0 | 0 | 0 | 0 | 0 | 0 | 0 | 0 | 0 |
| D.Williams | 1 | 5 | 6 | 0 | 0 | 0 | 0 | 0 | 0 | 0 | 0 | 0 | 0 | 0 | 0 | 0 | 0 | 0 | 0 | 0 |
| J.Simmons | 4 | 1 | 5 | 0 | 0 | 0 | 0 | 0 | 0 | 0 | 0 | 0 | 0 | 0 | 0 | 0 | 0 | 0 | 0 | 0 |
| K.Jackson | 3 | 2 | 5 | 0 | 0 | 0 | 0 | 0 | 0 | 0 | 0 | 0 | 0 | 0 | 0 | 0 | 0 | 0 | 0 | 0 |
| S.Harris | 2 | 3 | 5 | 1.5 | 14.5 | 0 | 2 | 0 | 0 | 1 | 0 | 0 | 0 | 0 | 0 | 0 | 0 | 0 | 0 | 0 |
| B.Chubb | 1 | 4 | 5 | 0 | 0 | 0 | 1 | 1 | 1 | 0 | 0 | 0 | 0 | 0 | 0 | 0 | 0 | 0 | 0 | 0 |
| P.Surtain | 3 | 1 | 4 | 0 | 0 | 0 | 0 | 0 | 0 | 0 | 0 | 0 | 0 | 0 | 0 | 0 | 0 | 0 | 0 | 0 |
| M.Reed | 3 | 1 | 4 | 0 | 0 | 0 | 0 | 0 | 0 | 0 | 0 | 0 | 0 | 0 | 0 | 0 | 0 | 0 | 0 | 0 |
| S.Weatherly | 2 | 2 | 4 | 0.5 | 4.5 | 1 | 1 | 0 | 0 | 0 | 0 | 0 | 0 | 0 | 0 | 0 | 0 | 0 | 0 | 0 |
| S.Stephen | 1 | 3 | 4 | 0 | 0 | 0 | 0 | 0 | 0 | 0 | 0 | 0 | 0 | 0 | 0 | 0 | 0 | 0 | 0 | 0 |
| M.Purcell | 0 | 3 | 3 | 0 | 0 | 0 | 0 | 0 | 0 | 0 | 1 | 0 | 0 | 0 | 0 | 0 | 0 | 0 | 0 | 0 |
| D.Jones | 2 | 0 | 2 | 0 | 0 | 0 | 0 | 0 | 0 | 0 | 1 | 0 | 0 | 0 | 0 | 0 | 0 | 0 | 0 | 0 |
| B.Callahan | 2 | 0 | 2 | 0 | 0 | 0 | 0 | 0 | 0 | 0 | 0 | 0 | 0 | 0 | 0 | 0 | 0 | 0 | 0 | 0 |
| P.Locke | 0 | 0 | 0 | 0 | 0 | 0 | 0 | 0 | 0 | 0 | 0 | 1 | 0 | 0 | 0 | 0 | 0 | 0 | 0 | 0 |
| M.Kiser | 0 | 0 | 0 | 0 | 0 | 0 | 0 | 0 | 0 | 0 | 0 | 1 | 0 | 0 | 0 | 0 | 0 | 0 | 0 | 0 |
| Total | 36 | 41 | 77 | 2 | 19 | 3 | 4 | 1 | 2 | 1 | 2 | 2 | 0 | 0 | 0 | 0 | 0 | 0 | 0 | 0 |

TKL = Tackle AST = Assist COMB = Combined QH=QB Hit IN = Interception PD = Pass Defense FF = Forced Fumble FR = Fumble Recovery

| Las Vegas Raiders | Regular Defensive Plays | | | | | | | | | | | Special Teams | | | | | Misc | | | |
|-------------------|-------------------------|----------|-----------|----------|-----------|----------|----------|----------|----------|----------|----------|---------------|----------|----------|----------|----------|----------|----------|----------|----------|
| | TKL | AST | COMB | SK | / YDS | TFL | QH | IN | PD | FF | FR | TKL | AST | FF | FR | BL | TKL | AST | FF | FR |
| D.Trufant | 7 | 0 | 7 | 0 | 0 | 0 | 0 | 0 | 0 | 0 | 0 | 0 | 0 | 0 | 0 | 0 | 0 | 0 | 0 | 0 |
| D.Perryman | 4 | 1 | 5 | 0 | 0 | 0 | 0 | 0 | 0 | 0 | 0 | 0 | 0 | 0 | 0 | 0 | 0 | 0 | 0 | 0 |
| D.Phillon | 4 | 0 | 4 | 0 | 0 | 1 | 0 | 0 | 0 | 0 | 0 | 0 | 0 | 0 | 0 | 0 | 0 | 0 | 0 | 0 |
| M.Crosby | 3 | 0 | 3 | 1 | 7 | 2 | 1 | 0 | 0 | 0 | 0 | 0 | 0 | 0 | 0 | 0 | 0 | 0 | 0 | 0 |
| K.Nixon | 3 | 0 | 3 | 0 | 0 | 0 | 0 | 0 | 0 | 0 | 0 | 0 | 0 | 0 | 0 | 0 | 0 | 0 | 0 | 0 |
| C.Nassib | 1 | 2 | 3 | 0 | 0 | 0 | 0 | 0 | 0 | 0 | 0 | 0 | 0 | 0 | 0 | 0 | 0 | 0 | 0 | 0 |
| Q.Jefferson | 2 | 0 | 2 | 1 | 6 | 1 | 1 | 0 | 0 | 0 | 0 | 0 | 0 | 0 | 0 | 0 | 0 | 0 | 0 | 0 |
| C.Hayward | 2 | 0 | 2 | 0 | 0 | 0 | 0 | 0 | 0 | 0 | 0 | 0 | 0 | 0 | 0 | 0 | 0 | 0 | 0 | 0 |
| S.Thomas | 1 | 1 | 2 | 0 | 0 | 0 | 0 | 0 | 0 | 0 | 0 | 0 | 0 | 0 | 0 | 0 | 0 | 0 | 0 | 0 |
| Y.Ngakoue | 1 | 0 | 1 | 0 | 0 | 1 | 1 | 0 | 0 | 0 | 0 | 0 | 0 | 0 | 0 | 0 | 0 | 0 | 0 | 0 |
| D.Leavitt | 0 | 1 | 1 | 0 | 0 | 0 | 0 | 0 | 0 | 0 | 0 | 0 | 0 | 0 | 0 | 0 | 0 | 0 | 0 | 0 |
| T.Moehrig | 0 | 1 | 1 | 0 | 0 | 0 | 0 | 0 | 0 | 0 | 0 | 0 | 0 | 0 | 0 | 0 | 0 | 0 | 0 | 0 |
| D.Deablo | 0 | 1 | 1 | 0 | 0 | 0 | 0 | 0 | 0 | 0 | 0 | 0 | 0 | 0 | 0 | 0 | 0 | 0 | 0 | 0 |
| C.Littleton | 0 | 0 | 0 | 0 | 0 | 0 | 0 | 0 | 0 | 0 | 0 | 0 | 1 | 0 | 0 | 0 | 0 | 0 | 0 | 0 |
| T.Gillespie | 0 | 0 | 0 | 0 | 0 | 0 | 0 | 0 | 0 | 0 | 0 | 0 | 1 | 0 | 0 | 0 | 0 | 0 | 0 | 0 |
| J.Jacobs | 0 | 0 | 0 | 0 | 0 | 0 | 0 | 0 | 0 | 0 | 0 | 0 | 0 | 0 | 0 | 0 | 1 | 0 | 0 | 0 |
| Total | 28 | 7 | 35 | 2 | 13 | 5 | 3 | 0 | 0 | 0 | 0 | 0 | 2 | 0 | 0 | 0 | 1 | 0 | 0 | 0 |

Play By Play

First Quarter

12/26/2021

LV wins the coin toss and elects to defer. DEN elects to Receive, and LV elects to defend the south goal.

D.Carlson kicks 65 yards from LV 35 to end zone, Touchback.

Denver Broncos at 15:00

- 1-10-DEN 25 (15:00) M.Gordon up the middle to DEN 29 for 4 yards (D.Perryman).
 2-6-DEN 29 (14:23) (Shotgun) D.Lock pass short middle to C.Sutton to DEN 34 for 5 yards (D.Trufant).
 3-1-DEN 34 (13:45) D.Lock up the middle to DEN 39 for 5 yards (D.Philon). R1
1-10-DEN 39 (13:08) D.Lock pass incomplete deep right to C.Sutton.
 2-10-DEN 39 (13:00) M.Gordon left tackle to DEN 40 for 1 yard (D.Philon).
 3-9-DEN 40 (12:23) (Shotgun) D.Lock pass short right to N.Fant to DEN 42 for 2 yards (D.Trufant) [Y.Ngakoue].
 4-7-DEN 42 (11:47) S.Martin punts 54 yards to LV 4, Center-J.Bobenmoyer, out of bounds.

Las Vegas Raiders at 11:38

- 1-10-LV 4 (11:38) (Shotgun) D.Carr pass short left to D.Jackson pushed ob at LV 12 for 8 yards (R.Darby).
 2-2-LV 12 (11:12) J.Jacobs left end pushed ob at LV 13 for 1 yard (J.Griffith).
PENALTY on LV-J.Simpson, Offensive Holding, 6 yards, enforced at LV 12 - No Play.
 2-8-LV 6 (10:46) (Shotgun) D.Carr pass short right to D.Jackson to LV 11 for 5 yards (P.Surtain).
 3-3-LV 11 (10:08) (Shotgun) D.Carr pass short left to F.Moreau to LV 27 for 16 yards (P.Surtain). P1
1-10-LV 27 (9:31) D.Carr pass incomplete short right to Z.Jones (R.Darby).
 2-10-LV 27 (9:26) D.Carr pass deep middle to H.Renfrow to LV 45 for 18 yards (J.Simmons). P2
1-10-LV 45 (9:02) (No Huddle) J.Jacobs left guard to LV 48 for 3 yards (J.Griffith; M.Purcell).
 2-7-LV 48 (8:22) J.Jacobs up the middle to DEN 49 for 3 yards (J.Griffith).
 3-4-DEN 49 (7:34) (Shotgun) D.Carr pass incomplete short left to Z.Jones [B.Chubb].
 4-4-DEN 49 (7:29) A.Cole punts 38 yards to DEN 11, Center-T.Sieg, fair catch by D.Spencer.

Denver Broncos at 7:22

- 1-10-DEN 11 (7:22) (Shotgun) M.Gordon right end to DEN 12 for 1 yard (D.Perryman).
 2-9-DEN 12 (6:46) (Shotgun) D.Lock pass short middle to J.Williams to DEN 19 for 7 yards (K.Nixon).
PENALTY on LV-C.Ferrell, Roughing the Passer, 15 yards, enforced at DEN 19. X2
1-10-DEN 34 (6:23) (Shotgun) J.Williams right tackle to DEN 35 for 1 yard (S.Thomas).
 2-9-DEN 35 (5:46) (Shotgun) D.Lock pass incomplete deep right to A.Okwuegbunam.
 3-9-DEN 35 (5:40) (Shotgun) D.Lock pass incomplete deep left to J.Jeudy.
PENALTY on LV-C.Hayward, Defensive Pass Interference, 16 yards, enforced at DEN 35 - No Play. X3
1-10-LV 49 (5:34) D.Lock sacked at DEN 44 for -7 yards (M.Crosby).
 2-17-DEN 44 (4:47) J.Williams up the middle to DEN 47 for 3 yards (Q.Jefferson).
 3-14-DEN 47 (4:06) (Shotgun) D.Lock pass short right to J.Williams pushed ob at DEN 48 for 1 yard (M.Crosby, D.Leavitt).
 4-13-DEN 48 (3:35) S.Martin punts 28 yards to LV 24, Center-J.Bobenmoyer, out of bounds.

Las Vegas Raiders at 3:25

- 1-10-LV 24 (3:25) J.Jacobs right tackle to LV 31 for 7 yards (D.Williams; B.Browning).
 2-3-LV 31 (2:49) D.Carr pass incomplete short left to D.Jackson.
 3-3-LV 31 (2:45) (Shotgun) D.Carr scrambles left end ran ob at LV 35 for 4 yards (S.Harris). R3
1-10-LV 35 (2:07) (Shotgun) D.Carr pass incomplete short left to J.Jacobs.
 2-10-LV 35 (2:01) J.Jacobs right guard to LV 41 for 6 yards (S.Stephen).
 3-4-LV 41 (1:25) (Shotgun) D.Carr pass short left to Z.Jones to LV 47 for 6 yards (B.Callahan). P4
1-10-LV 47 (:44) D.Carr pass short right to Z.Jones to DEN 49 for 4 yards (J.Griffith; P.Surtain).

END OF QUARTER

| | Score | Time Poss | First Downs | | | | Efficiencies | |
|-------------------|-------|-----------|-------------|---|---|---|--------------|--------|
| | | | R | P | X | T | 3 Down | 4 Down |
| Denver Broncos | 0 | 7:19 | 1 | 0 | 2 | 3 | 1/3 | 0/0 |
| Las Vegas Raiders | 0 | 7:41 | 1 | 3 | 0 | 4 | 3/4 | 0/0 |

Second Quarter

12/26/2021

Play By Play

Las Vegas Raiders continued.

| | | |
|--------------------|----------------------------------------------------------------------------------------------------|----|
| 2-6-DEN 49 | (15:00) J.Jacobs left guard to DEN 44 for 5 yards (M.Reed; D.Williams). | |
| 3-1-DEN 44 | (14:17) (Shotgun) J.Jacobs left tackle to DEN 41 for 3 yards (J.Griffith; B.Browning). | R5 |
| <u>1-10-DEN 41</u> | (13:41) P.Barber left guard to DEN 38 for 3 yards (J.Griffith). | |
| 2-7-DEN 38 | (13:07) (Shotgun) D.Carr pass short left to P.Barber pushed ob at DEN 38 for no gain (J.Griffith). | |
| 3-7-DEN 38 | (12:30) (Shotgun) D.Carr pass incomplete short right to F.Moreau. | |
| | <i>PENALTY on DEN-S.Harris, Roughing the Passer, 15 yards, enforced at DEN 38 - No Play.</i> | X6 |
| | <i>Penalty on DEN-C.Sterns, Defensive Holding, declined.</i> | |
| <u>1-10-DEN 23</u> | (12:23) D.Carr pass short middle to Z.Jones to DEN 8 for 15 yards (R.Darby). | P7 |
| <u>1-8-DEN 8</u> | (11:45) J.Jacobs right guard to DEN 10 for -2 yards (J.Griffith). | |
| 2-10-DEN 10 | (11:07) (Shotgun) D.Carr pass short left to H.Renfrow for 10 yards, TOUCHDOWN. | P8 |
| | D.Carlson extra point is GOOD, Center-T.Sieg, Holder-A.Cole. | |

| |
|----------------------------------------------------------------------------|
| DEN 0 LV 7, 14 plays, 76 yards, 1 penalty, 7:24 drive, 3:59 elapsed |
|----------------------------------------------------------------------------|

D.Carlson kicks 65 yards from LV 35 to end zone, Touchback.

Denver Broncos at 11:01

| | | |
|-------------------|-----------------------------------------------------------------------------------------------------|----|
| 1-10-DEN 25 | (11:01) D.Lock pass deep right to J.Jeudy to LV 35 for 40 yards (T.Moehrig; D.Deablo). | P4 |
| <u>1-10-LV 35</u> | (10:13) (Shotgun) D.Lock pass short left to J.Williams to LV 24 for 11 yards (Y.Ngakoue). | |
| | <i>PENALTY on DEN-G.Bolles, Illegal Use of Hands, 10 yards, enforced at LV 35 - No Play.</i> | |
| 1-20-LV 45 | (9:50) M.Gordon left guard to LV 44 for 1 yard (D.Philon). | |
| 2-19-LV 44 | <i>(9:14) (Shotgun) PENALTY on DEN-B.Massie, False Start, 5 yards, enforced at LV 44 - No Play.</i> | |
| 2-24-LV 49 | (8:57) (Shotgun) D.Lock pass short right to M.Gordon to LV 45 for 4 yards (K.Nixon). | |
| 3-20-LV 45 | (8:12) (Shotgun) D.Lock pass short left to J.Jeudy to LV 31 for 14 yards (C.Hayward). | |
| 4-6-LV 31 | (7:30) B.McManus 49 yard field goal is GOOD, Center-J.Bobenmoyer, Holder-S.Martin. | |

| |
|----------------------------------------------------------------|
| DEN 3 LV 7, 5 plays, 44 yards, 3:37 drive, 7:36 elapsed |
|----------------------------------------------------------------|

B.McManus kicks 65 yards from DEN 35 to end zone, Touchback.

Las Vegas Raiders at 7:24

| | | |
|-------------------|--------------------------------------------------------------------------------------------------|----|
| 1-10-LV 25 | (7:24) (Shotgun) D.Carr pass short right to F.Moreau to LV 45 for 20 yards (J.Griffith). | P9 |
| <u>1-10-LV 45</u> | (6:41) J.Jacobs right tackle to LV 45 for no gain (S.Harris; J.Griffith). | |
| 2-10-LV 45 | (6:00) (Shotgun) D.Carr pass short right to J.Jacobs to LV 40 for -5 yards (J.Griffith). | |
| 3-15-LV 40 | (5:19) (Shotgun) D.Carr pass short left to J.Richard to LV 45 for 5 yards (R.Darby; B.Browning). | |
| 4-10-LV 45 | (4:35) A.Cole punts 47 yards to DEN 8, Center-T.Sieg, downed by LV-N.Hobbs. | |

Denver Broncos at 4:26

| | | |
|------------|---------------------------------------------------------------------------------------------------------|--|
| 1-10-DEN 8 | (4:26) D.Lock pass incomplete deep right to T.Patrick. | |
| 2-10-DEN 8 | (4:20) J.Williams right guard to DEN 11 for 3 yards (S.Thomas; C.Nassib). | |
| 3-7-DEN 11 | (3:35) (Shotgun) D.Lock pass short left to J.Jeudy to DEN 17 for 6 yards (D.Perryman). | |
| 4-1-DEN 17 | (2:56) S.Martin punts 56 yards to LV 27, Center-J.Bobenmoyer. H.Renfrow to LV 33 for 6 yards (P.Locke). | |

Las Vegas Raiders at 2:44

| | | |
|------------|---------------------------------------------------------------------------------------------------------------------|--|
| 1-10-LV 33 | (2:44) D.Carr pass short left to Z.Jones to LV 40 for 7 yards (K.Jackson). | |
| 2-3-LV 40 | (2:09) (No Huddle, Shotgun) J.Jacobs right end to LV 36 for -4 yards. FUMBLES, RECOVERED by DEN-M.Purcell at LV 41. | |

Two-Minute Warning

Denver Broncos at 2:00

| | | |
|------------|------------------------------------------------------------------------------------------|--|
| 1-10-LV 41 | (2:00) (Shotgun) D.Lock pass short left to C.Sutton to LV 33 for 8 yards (D.Trufant). | |
| 2-2-LV 33 | (1:26) (Shotgun) M.Gordon up the middle to LV 37 for -4 yards (D.Philon). | |
| 3-6-LV 37 | (:44) (Shotgun) D.Lock pass incomplete short right to J.Jeudy. | |
| 4-6-LV 37 | (:37) B.McManus 55 yard field goal is GOOD, Center-J.Bobenmoyer, Holder-S.Martin. | |

| |
|----------------------------------------------------------------|
| DEN 6 LV 7, 4 plays, 4 yards, 1:28 drive, 14:28 elapsed |
|----------------------------------------------------------------|

B.McManus kicks 62 yards from DEN 35 to LV 3. J.Richard to LV 26 for 23 yards (M.Kiser).

Las Vegas Raiders at 0:32, (1st play from scrimmage 0:26)

| | | |
|------------|----------------------------------------------------------------------------------------------------------------------------------------|--|
| 1-10-LV 26 | (:26) (Shotgun) D.Carr pass short left intended for J.Jacobs INTERCEPTED by B.Chubb at LV 22. B.Chubb to LV 1 for 21 yards (J.Jacobs). | |
|------------|----------------------------------------------------------------------------------------------------------------------------------------|--|

Denver Broncos at 0:18

| | | |
|----------|-------------------------------------------------------------------------------------------|----|
| 1-1-LV 1 | (:18) N.Muti reported in as eligible. J.Williams left guard for 1 yard, TOUCHDOWN. | R5 |
|----------|-------------------------------------------------------------------------------------------|----|

Denver Broncos vs Las Vegas Raiders at Allegiant Stadium

B.McManus extra point is GOOD, Center-J.Bobenmoyer, Holder-S.Martin.

DEN 13 LV 7, 1 plays, 1 yards, 0:03 drive, 14:45 elapsed

B.McManus kicks 65 yards from DEN 35 to end zone, Touchback.

Las Vegas Raiders at 0:15

1-10-LV 25 (:15) D.Carr kneels to LV 24 for -1 yards.

END OF QUARTER

| | Score | Time Poss | First Downs | | | | Efficiencies | |
|-------------------|-------|-----------|-------------|---|---|---|--------------|--------|
| | | | R | P | X | T | 3 Down | 4 Down |
| Denver Broncos | 13 | 6:50 | 1 | 1 | 0 | 2 | 0/3 | 0/0 |
| Las Vegas Raiders | 7 | 8:10 | 1 | 3 | 1 | 5 | 1/2 | 0/0 |

Third Quarter

12/26/2021

Play By Play

LV elects to Receive, and DEN elects to defend the North goal.

B.McManus kicks 65 yards from DEN 35 to end zone, Touchback.

Las Vegas Raiders at 15:00

| | | |
|-------------|-------------------------------------------------------------------------------------------------------------------------------------------------------------------------------------------------------------------------------------------------------------------------------------------------------------------------------------------|-----|
| 1-10-LV 25 | (15:00) J.Jacobs left guard to LV 33 for 8 yards (M.Reed, B.Browning). | |
| 2-2-LV 33 | (14:20) J.Jacobs right tackle to LV 40 for 7 yards (B.Chubb). | R10 |
| 1-10-LV 40 | (13:42) J.Jacobs up the middle to LV 43 for 3 yards (D.Williams; M.Purcell). | |
| 2-7-LV 43 | (13:04) (Shotgun) D.Carr pass short left to D.Jackson pushed ob at DEN 44 for 13 yards (R.Darby). | P11 |
| 1-10-DEN 44 | (12:28) J.Jacobs left tackle to DEN 36 for 8 yards (K.Jackson; B.Chubb). | |
| 2-2-DEN 36 | (12:03) J.Jacobs left guard to DEN 16 for 20 yards (D.Jones). FUMBLES (D.Jones), RECOVERED by DEN-R.Darby at DEN 14. R.Darby to DEN 16 for 2 yards (A.James, A.Leachwood). The Replay Official reviewed the runner was not down by contact ruling, and the play was REVERSED. J.Jacobs left guard to DEN 17 for 19 yards (D.Jones). | R12 |
| 1-10-DEN 17 | (11:49) J.Jacobs up the middle to DEN 13 for 4 yards (D.Jones, B.Browning). | |
| 2-6-DEN 13 | (11:06) J.Jacobs left tackle to DEN 5 for 8 yards (K.Jackson). | R13 |
| 1-5-DEN 5 | (10:26) (Shotgun) P.Barber left tackle for 5 yards, TOUCHDOWN. | R14 |
| | D.Carlson extra point is GOOD, Center-T.Sieg, Holder-A.Cole. | |

DEN 13 LV 14, 9 plays, 75 yards, 4:38 drive, 4:38 elapsed

D.Carlson kicks 58 yards from LV 35 to DEN 7. D.Spencer to DEN 25 for 18 yards (C.Littleton; T.Gillespie).

Denver Broncos at 10:22, (1st play from scrimmage 10:16)

| | | |
|-------------|------------------------------------------------------------------------------------------|----|
| 1-10-DEN 25 | (10:16) D.Lock pass deep right to N.Fant to DEN 45 for 20 yards (D.Trufant). | P6 |
| 1-10-DEN 45 | (9:34) M.Gordon up the middle to DEN 42 for -3 yards (M.Crosby). | |
| 2-13-DEN 42 | (8:51) (Shotgun) D.Lock pass short right to T.Patrick to DEN 47 for 5 yards (D.Trufant). | |
| 3-8-DEN 47 | (8:09) (Shotgun) D.Lock pass incomplete short left to N.Fant. | |
| 4-8-DEN 47 | (8:03) S.Martin punts 40 yards to LV 13, Center-J.Bobenmoyer, fair catch by H.Renfrow. | |

Las Vegas Raiders at 7:55

| | | |
|-------------|--------------------------------------------------------------------------------------------------------------------------------------------------------------|-----|
| 1-10-LV 13 | (7:55) (Shotgun) J.Jacobs up the middle to LV 18 for 5 yards (D.Williams; S.Harris). | |
| 2-5-LV 18 | (7:15) (Shotgun) D.Carr pass short right to Z.Jones to LV 30 for 12 yards (P.Surtain). | P15 |
| 1-10-LV 30 | (6:39) J.Jacobs right guard to LV 34 for 4 yards (B.Browning; S.Stephen). | |
| 2-6-LV 34 | (6:00) (Shotgun) D.Carr pass short middle to H.Renfrow to LV 46 for 12 yards (B.Callahan). | P16 |
| 1-10-LV 46 | (5:17) (Shotgun) D.Carr pass short right to D.Jackson to DEN 36 for 18 yards (R.Darby). DEN-R.Darby was injured during the play. His return is Questionable. | P17 |
| 1-10-DEN 36 | (4:46) P.Barber up the middle to DEN 28 for 8 yards (S.Weatherly; K.Jackson). | |
| 2-2-DEN 28 | (4:08) J.Jacobs left end to DEN 32 for -4 yards (S.Weatherly). | |
| 3-6-DEN 32 | (3:28) (Shotgun) D.Carr sacked at DEN 41 for -9 yards (S.Harris). FUMBLES (S.Harris) [S.Harris], RECOVERED by DEN-D.Jones at DEN 42. | |

Denver Broncos at 3:19

| | | |
|-------------|-------------------------------------------------------------------------------------------------|----|
| 1-10-DEN 42 | (3:19) J.Williams left end to DEN 43 for 1 yard (C.Hayward). | |
| 2-9-DEN 43 | (2:42) D.Lock pass short right to T.Patrick ran ob at LV 44 for 13 yards. | P7 |
| 1-10-LV 44 | (2:24) (No Huddle) J.Williams up the middle to LV 41 for 3 yards (D.Perryman; C.Nassib). | |
| 2-7-LV 41 | (1:43) J.Williams right guard to LV 41 for no gain (C.Nassib). | |
| 3-7-LV 41 | (:57) (Shotgun) D.Lock pass short right to C.Sutton pushed ob at LV 37 for 4 yards (D.Trufant). | |
| 4-3-LV 37 | (:19) B.McManus 55 yard field goal is No Good, Wide Left, Center-J.Bobenmoyer, Holder-S.Martin. | |

Las Vegas Raiders at 0:13

| | |
|------------|---------------------------------------------------------------------------|
| 1-10-LV 45 | (:13) J.Jacobs right tackle to LV 48 for 3 yards (J.Griffith; M.Purcell). |
|------------|---------------------------------------------------------------------------|

END OF QUARTER

| | Score | Time Poss | First Downs | | | | Efficiencies | |
|-------------------|-------|-----------|-------------|---|---|---|--------------|--------|
| | | | R | P | X | T | 3 Down | 4 Down |
| Denver Broncos | 13 | 5:33 | 0 | 2 | 0 | 2 | 0/2 | 0/0 |
| Las Vegas Raiders | 14 | 9:27 | 4 | 4 | 0 | 8 | 0/1 | 0/0 |

Fourth Quarter

12/26/2021

Play By Play

Las Vegas Raiders continued.

- 2-7-LV 48 (15:00) (Shotgun) D.Carr pass short left to Z.Jones pushed ob at DEN 46 for 6 yards (R.Darby).
- 3-1-DEN 46 (14:23) J.Jacobs up the middle to DEN 46 for no gain (S.Stephen; D.Williams).
- 4-1-DEN 46 (13:48) D.Carr up the middle to DEN 45 for 1 yard (D.Williams). R18
- 1-10-DEN 45 (13:05) D.Carr scrambles left end ran ob at DEN 41 for 4 yards (M.Reed).
- 2-6-DEN 41 (12:32) J.Jacobs up the middle to DEN 37 for 4 yards (B.Browning; S.Stephen).
- 3-2-DEN 37 (11:50) J.Richard left guard to DEN 33 for 4 yards (J.Simmons). R19
- 1-10-DEN 33 (11:07) D.Carr pass short right to F.Moreau to DEN 30 for 3 yards (J.Simmons).
- 2-7-DEN 30 (10:22) J.Jacobs right end to DEN 20 for 10 yards (B.Browning). R20
- 1-10-DEN 20 (9:36) (Shotgun) P.Barber right guard to DEN 14 for 6 yards (K.Jackson).
- 2-4-DEN 14 (8:56) P.Barber up the middle to DEN 14 for no gain (S.Weatherly, J.Griffith).
- 3-4-DEN 14 (8:21) (Shotgun) D.Carr sacked at DEN 23 for -9 yards (sack split by S.Harris and S.Weatherly).
- 4-13-DEN 23 **(7:40) D.Carlson 41 yard field goal is GOOD, Center-T.Sieg, Holder-A.Cole.**

DEN 13 LV 17, 13 plays, 32 yards, 7:38 drive, 7:25 elapsed

D.Carlson kicks 65 yards from LV 35 to end zone, Touchback.

Denver Broncos at 7:35

- 1-10-DEN 25 (7:35) M.Gordon left tackle to DEN 21 for -4 yards (Y.Ngakoue).
- 2-14-DEN 21 (6:57) (Shotgun) D.Lock pass short middle to N.Fant to DEN 29 for 8 yards (D.Perryman).
- 3-6-DEN 29 (6:10) (Shotgun) D.Lock scrambles up the middle to DEN 34 for 5 yards (K.Nixon).
Timeout #1 by DEN at 05:31.
- 4-1-DEN 34 (5:31) (Shotgun) D.Lock pass short middle to C.Sutton to 50 for 16 yards (D.Trufant). P8
- 1-10-50 (4:45) (Shotgun) D.Lock pass incomplete short right to T.Patrick.
- 2-10-50 (4:41) (Shotgun) D.Lock pass incomplete deep right to A.Okwuegbunam.
- 3-10-50 (4:34) (Shotgun) D.Lock sacked at DEN 44 for -6 yards (Q.Jefferson).
- 4-16-DEN 44 (4:00) S.Martin punts 45 yards to LV 11, Center-J.Bobenmoyer, fair catch by H.Renfrow.

Las Vegas Raiders at 3:54

- 1-10-LV 11 (3:54) J.Jacobs left guard to LV 15 for 4 yards (J.Griffith; B.Chubb).
- 2-6-LV 15 (3:10) J.Jacobs right guard to LV 28 for 13 yards (J.Simmons; B.Chubb). R21
Timeout #2 by DEN at 03:02.
- 1-10-LV 28 (3:02) J.Jacobs left guard to LV 31 for 3 yards (M.Reed).
Timeout #3 by DEN at 02:57.
- 2-7-LV 31 (2:57) J.Jacobs left guard to LV 36 for 5 yards (B.Browning; B.Chubb).
- 3-2-LV 36 (2:10) D.Carr pass deep middle to F.Moreau to DEN 36 for 28 yards (J.Simmons). P22

Two-Minute Warning

- 1-10-DEN 36 (2:00) D.Carr kneels to DEN 37 for -1 yards.
- 2-11-DEN 37 (1:18) D.Carr kneels to DEN 38 for -1 yards.
- 3-12-DEN 38 (:37) D.Carr kneels to DEN 39 for -1 yards.

END OF QUARTER

| | Score | Time Poss | First Downs | | | | Efficiencies | |
|-------------------|-------|-----------|-------------|---|---|---|--------------|--------|
| | | | R | P | X | T | 3 Down | 4 Down |
| Denver Broncos | 13 | 3:41 | 0 | 1 | 0 | 1 | 0/2 | 1/1 |
| Las Vegas Raiders | 17 | 11:19 | 4 | 1 | 0 | 5 | 2/5 | 1/1 |

Miscellaneous Statistics Report

Denver Broncos vs Las Vegas Raiders
12/26/2021 at Allegiant Stadium

Ten Longest Plays for Denver Broncos

| Yards | Qtr | Play Start | Play Description |
|-------|-----|-------------|----------------------------------------------------------------------------------------------------------------------------------------------------------------------|
| 40 | 2 | 1-10-DEN 25 | (11:01) D.Lock pass deep right to J.Jeudy to LV 35 for 40 yards (T.Moehrig; D.Deablo). |
| 22 | 1 | 2-9-DEN 12 | (6:46) (Shotgun) D.Lock pass short middle to J.Williams to DEN 19 for 7 yards (K.Nixon). PENALTY on LV-C.Ferrell, Roughing the Passer, 15 yards, enforced at DEN 19. |
| 20 | 3 | 1-10-DEN 25 | (10:16) D.Lock pass deep right to N.Fant to DEN 45 for 20 yards (D.Trufant). |
| 16 | 4 | 4-1-DEN 34 | (5:31) (Shotgun) D.Lock pass short middle to C.Sutton to 50 for 16 yards (D.Trufant). |
| 14 | 2 | 3-20-LV 45 | (8:12) (Shotgun) D.Lock pass short left to J.Jeudy to LV 31 for 14 yards (C.Hayward). |
| 13 | 3 | 2-9-DEN 43 | (2:42) D.Lock pass short right to T.Patrick ran ob at LV 44 for 13 yards. |
| 8 | 2 | 1-10-LV 41 | (2:00) (Shotgun) D.Lock pass short left to C.Sutton to LV 33 for 8 yards (D.Trufant). |
| 8 | 4 | 2-14-DEN 21 | (6:57) (Shotgun) D.Lock pass short middle to N.Fant to DEN 29 for 8 yards (D.Perryman). |
| 6 | 2 | 3-7-DEN 11 | (3:35) (Shotgun) D.Lock pass short left to J.Jeudy to DEN 17 for 6 yards (D.Perryman). |
| 5 | 1 | 2-6-DEN 29 | (14:23) (Shotgun) D.Lock pass short middle to C.Sutton to DEN 34 for 5 yards (D.Trufant). |

Ten Longest Plays for Las Vegas Raiders

| Yards | Qtr | Play Start | Play Description |
|-------|-----|-------------|----------------------------------------------------------------------------------------------------------------------------|
| 28 | 4 | 3-2-LV 36 | (2:10) D.Carr pass deep middle to F.Moreau to DEN 36 for 28 yards (J.Simmons). |
| 20 | 2 | 1-10-LV 25 | (7:24) (Shotgun) D.Carr pass short right to F.Moreau to LV 45 for 20 yards (J.Griffith). |
| 19 | 3 | 2-2-DEN 36 | (12:03) J.Jacobs left guard to DEN 16 for 20 yards (D.Jones). FUMBLES (D.Jones), RECOVERED by DEN-R.Darby at DEN 14. |
| 18 | 1 | 2-10-LV 27 | (9:26) D.Carr pass deep middle to H.Renfrow to LV 45 for 18 yards (J.Simmons). |
| 18 | 3 | 1-10-LV 46 | (5:17) (Shotgun) D.Carr pass short right to D.Jackson to DEN 36 for 18 yards (R.Darby). DEN-R.Darby was injured during the |
| 16 | 1 | 3-3-LV 11 | (10:08) (Shotgun) D.Carr pass short left to F.Moreau to LV 27 for 16 yards (P.Surtain). |
| 15 | 2 | 1-10-DEN 23 | (12:23) D.Carr pass short middle to Z.Jones to DEN 8 for 15 yards (R.Darby). |
| 13 | 3 | 2-7-LV 43 | (13:04) (Shotgun) D.Carr pass short left to D.Jackson pushed ob at DEN 44 for 13 yards (R.Darby). |
| 13 | 4 | 2-6-LV 15 | (3:10) J.Jacobs right guard to LV 28 for 13 yards (J.Simmons; B.Chubb). |
| 12 | 3 | 2-5-LV 18 | (7:15) (Shotgun) D.Carr pass short right to Z.Jones to LV 30 for 12 yards (P.Surtain). |

Touchdown Scoring Information

| | | Offense | Defense | Special Teams |
|----------------|-------------------|---------|---------|---------------|
| VISITOR | Denver Broncos | 1 | 0 | 0 |
| HOME | Las Vegas Raiders | 2 | 0 | 0 |

Player Scoring Information

| Club | Player | TD | Rush TD | Rec TD | KO TD | Punt TD | Int TD | Fum TD | Misc TD | FG | XP | 2Pt Rush | 2Pt Rec | Sfty | Points |
|------|------------|----|---------|--------|-------|---------|--------|--------|---------|----|----|----------|---------|------|--------|
| DEN | B.McManus | 0 | 0 | 0 | 0 | 0 | 0 | 0 | 0 | 2 | 1 | 0 | 0 | 0 | 7 |
| DEN | J.Williams | 0 | 1 | 0 | 0 | 0 | 0 | 0 | 0 | 0 | 0 | 0 | 0 | 0 | 6 |
| LV | P.Barber | 0 | 1 | 0 | 0 | 0 | 0 | 0 | 0 | 0 | 0 | 0 | 0 | 0 | 6 |
| LV | H.Renfrow | 0 | 0 | 1 | 0 | 0 | 0 | 0 | 0 | 0 | 0 | 0 | 0 | 0 | 6 |
| LV | D.Carlson | 0 | 0 | 0 | 0 | 0 | 0 | 0 | 0 | 1 | 2 | 0 | 0 | 0 | 5 |

Possession Detail

| | First Half | | Second Half | | Game | |
|-----------------------------|------------|------|-------------|-------|---------|-------|
| | Visitor | Home | Visitor | Home | Visitor | Home |
| Largest Lead | 6 | 7 | 0 | 4 | 6 | 7 |
| Drives Leading | 1 | 3 | 0 | 3 | 1 | 6 |
| Time of Possession Leading | 0:03 | 3:56 | 0:00 | 16:08 | 0:03 | 20:04 |
| Largest Deficit | -7 | -6 | -4 | 0 | -7 | -6 |
| Drives Trailing | 3 | 1 | 3 | 1 | 6 | 2 |
| Time of Possession Trailing | 6:47 | 0:15 | 9:14 | 4:38 | 16:01 | 4:53 |
| Times Score Tied Up | | 0 | | 0 | | 0 |
| Lead Changes | | 2 | | 1 | | 3 |

| | | | |
|----------|---|---|-----|
| L Cotton | G | 3 | 14% |
| N Martin | C | 3 | 14% |