

CHIEFS VS. CHARGERS
December 16, 2021




2021

GAME NOTES





CHIEFS FACE CHARGERS ON THURSDAY NIGHT FOOTBALL



The Kansas City Chiefs travel to Los Angeles to face the Chargers on Thursday Night Football. Kickoff at SoFi Stadium is slated for 7:20 p.m. CT. The Chiefs enter the contest atop the AFC West with a 9-4 record. Last week, Kansas City defeated the Las Vegas Raiders 48-9. The Chiefs defense forced five turnovers in the contest. Since Andy Reid's arrival, KC is 39-13 (.750) against AFC West opponents and 34-6 (.850) since the 2015 season. The Chiefs are 12-5 against the Chargers since 2013 and own a 7-1 record as the away team in that span.

Reid recently passed Pro Football Hall of Famer Curly Lambeau for fifth-most regular season wins all-time (230). Reid has now tallied 100 regular season wins with the club. His teams have qualified for the postseason seven times in eight seasons and have won 10+ games each of those seven years. Reid owns 247 career victories (regular and postseason combined). In Week 4, in Philadelphia, Reid recorded his 100th victory with Kansas City (postseason included), becoming the first head coach in NFL history to tally 100+ wins with two franchises.

Chiefs QB Patrick Mahomes owns 30 career games with 300+ passing yards, passing Pro Football Hall of Famer Kurt Warner (29 games) for the most such games by a player in his first five seasons in NFL history. Mahomes is tied for fifth in the NFL with 27 TD passes this season. In just 59 career starts, Mahomes has accumulated 17,794 passing yards and 141 touchdowns. TE Travis Kelce owns 28 games with 100+ receiving yards and has caught at least one pass in 123 consecutive games. Kelce has five-straight seasons of 1,000+ yards. He currently ranks second in the NFL among TEs this season with 875 receiving yards. WR Tyreek Hill has 1,030 receiving yards this season, ranking sixth in the NFL. Since entering the league in 2016, Hill is first among all NFL pass catchers with 74 receptions of 25+ yards. Defensively, Chiefs S Tyrann Mathieu has 13 interceptions in his three years with the club. He has three INTs this season, including one returned for a TD. On special teams, K Harrison Butker has made 141 of 157 field goal attempts (89.8%), the third-highest make percentage among kickers with 100+ attempts since 2017.

The Chiefs have welcomed many new faces in 2021 including a bolstered offensive line that now includes T Orlando Brown and G Joe Thuney. KC drafted LB Nick Bolton, C Creed Humphrey and G Trey Smith among others, all who have contributed this season. The Chiefs added DE Melvin Ingram in Week 9 via trade with the Steelers. In 2020, the Kansas City Chiefs secured the number one overall seed in the AFC, finishing the season with a franchise-best 14-2 record. The Chiefs are looking to defend their stretch of back-to-back AFC titles and five-straight AFC West Division championships. KC has appeared in back-to-back Super Bowls, defeating the 49ers 31-20, then falling 31-9 against the Tampa Bay Buccaneers last season. The Chiefs have hosted three-straight AFC Championship Games at GEHA Field at Arrowhead Stadium (2018-20).

Kansas City Chiefs (9-4) vs. Los Angeles Chargers (8-5)
Thursday, December 16, 2021 • NFLN/Amazon
SoFi Stadium • Inglewood, Calif. • 7:20 p.m. CT

THIS WEEK'S MEDIA AVAILABILITY

Date	Practice	Coach	Media	Players
Monday, Dec. 13	None	Coords.	11:45 a.m.	11:45 a.m.
Tuesday, Dec. 14	1:50 p.m.	Reid	11:45 a.m.	11:45 a.m.
Wednesday, Dec. 15	No Media Availability			
Thursday, Dec. 16	Chiefs at Chargers - 7:20 p.m. CT			
Friday, Dec. 17	No Media Availability			

* All times are approximate and subject to change with little or no notice.

* For credential requests to cover practice, please email Brad Gee at bgee@chiefs.nfl.com. For game credential questions, please email Cydney Ricker at cricke@chiefs.nfl.com.

BROADCAST INFORMATION

TV Coverage

FOX/NFLN (WDAF TV Local)

Play-by-Play: Joe Buck

Analyst: Troy Aikman

Sideline: Erin Andrews

Sideline: Kristina Pink

Rules: Mike Pereira

Prime Video TNF Broadcast

Play-by-Play: Hannah Storm

Analyst: Andrea Kremer

Tico Sports (Kansas City)

103.3 HD2 (103.3.2) on KPRS

Spanish Radio Broadcast

Play-by-Play: Enrique Morales

Color: Oscar Monterroso

Sideline: Hannah Bassham

Chiefs Radio Network

WDAF (106.5 FM)

Play-by-Play: Mitch Holthus

Color: Danan Hughes

Sideline: Josh Klingler

Chiefs Pregame & Postgame Show

WDAF (106.5 FM) & KCSP (610 AM)

Hosts: Art Hains and Dan Israel

National Radio

Westwood One

Play-by-Play: Spero Dedes

Color: Ryan Harris

Chiefs Twitter Accounts: @Chiefs

@KCCchiefs_Matt @ChiefsPR



CHIEFS MEDIA WEBSITE INFORMATION

The Kansas City Chiefs 2021 Media Guide is available on the Chiefs media information website, NFLOMG.com. In 2015, the club introduced an improved interactive online media guide that features an in-game statistics monitoring platform, in addition to the weekly press materials such as transcripts, weekly releases, bios, additional stats and more. The club's guide is updated weekly throughout the season to reflect the most up-to-date information. Media members can also access the Chiefs credential application through the site. To login, the username is **chiefsmedia** and the password is **chiefs**.

CHIEFS COMMUNICATIONS STAFF CONTACT INFORMATION

Ted Crews	Executive Vice President of Communications	(816) 920-4359	tcrews@chiefs.nfl.com
Brad Gee	Vice President of Football Communications	(816) 920-4349	bgee@chiefs.nfl.com
Luke Shanno	Senior Director of Corporate Communications	(816) 920-4351	lshanno@chiefs.nfl.com
Cydney Ricker	Director of Communications & Admin.	(816) 920-4352	cricke@chiefs.nfl.com
Aaron Becker	Communications Seasonal Assistant	(816) 920-4350	abecker@chiefs.nfl.com
Jordan Colquitt	Communications Seasonal Assistant	(816) 920-4403	jcolquitt@chiefs.nfl.com
Tristan Vitale	Communications Seasonal Assistant	(816) 920-4355	tvitale@chiefs.nfl.com

CHIEFS VS. CHARGERS TEAM COMPARISONS

	 Chiefs	 Chargers
Record	9-4	8-5
Division Standing	1st (AFCW)	2nd (AFCW)
Turnover Margin (NFL Rank)	0 (T-17th)	+3 (T-9th)

Offense (NFL Rank)

Net Yards Per Game	389.6 (4th)	385.2 (7th)
Yards Per Play	5.8 (8th)	6.0 (3rd)
Points Per Game	27.0 (T-8th)	27.0 (T-8th)
Possession Average	30:44 (12th)	29:22 (22nd)
Net Rushing Yards Per Game	111.7 (16th)	104.9 (21st)
Net Passing Yards Per Game	277.9 (6th)	280.3 (5th)
Had Intercepted/Yards	12/75	11/112
Sacks Allowed/Yards	24/-127 (T-7th)	27/-178 (T-14th)
Fumbles/Lost	19/11	7/4
Third Down Pct.	52.2% (1st)	45.2% (5th)
Red Zone TD Pct.	60.4% (15th)	62.5% (T-10th)
Giveaways	23 (T-29th)	15 (T-8th)

Defense (NFL Rank)

Net Yards Per Game	361.7 (24th)	348.0 (16th)
Yards Per Play	5.9 (31st)	5.4 (13th)
Points Per Game	20.6 (6th)	25.8 (26th)
Net Rushing Yards Per Game	109.7 (14th)	140.7 (31st)
Net Passing Yards Per Game	252.0 (26th)	207.3 (5th)
Intercepted By/Yards	13/160	10/68
Sacks For/Yards	24/-152 (T-26th)	29/-197 (T-18th)
Opponent Fumbles/Lost	21/10	19/8
Third Down Pct.	38.4% (12th)	49.1% (32nd)
Red Zone TD Pct.	61.5% (19th)	67.3% (24th)
Takeaways	23 (T-6th)	18 (T-12th)

Special Teams (NFL Rank)



Punts-Average Yards (Gross)	48.0 (7th)	44.0 (T-25th)
Punts-Average Yards (Net)	45.5 (1st)	36.1 (32nd)
Punt Returns-Average Per	11.8 (5th)	7.0 (T-25th)
Punt Returns-Average Per Allowed ...	4.1 (1st)	11.9 (29th)
Kickoff Returns-Average Per	24.1 (8th)	20.7 (21st)
Kickoff Returns-Avg. Per Allowed	18.0 (1st)	21.5 (15th)
Field Goals Made/Attempted	20/23 (T-15th)	18/20 (22nd)

Penalties (NFL Rank)

Penalties Against/Yards	87/720 (T-22nd)	93/794 (28th)
Opp. Penalties Against/Yds	95/704 (5th)	78/668 (T-18th)

*Rankings updated through Sunday, Dec. 12

CHIEFS VS. CHARGERS IND. COMPARISONS

	 Chiefs	 Chargers
	PASSING YARDS	
Mahomes	3,642	Herbert
		3,822

	RUSHING YARDS	
Edwards-Helaire	458	Ekeler
Williams	386	Herbert
Mahomes	270	Jackson
		153

	RECEIVING YARDS	
Hill	1,030	Allen
Kelce	875	Williams
Hardman	495	Ekeler
Pringle	380	Cook
		408

	POINTS SCORED	
Butker	99	Ekeler
Hill	48	Hopkins
Kelce	36	Williams
Williams	36	Vizcaino
		28

	INTERCEPTIONS	
Mathieu	3	Three Tied
Three Tied	2	

	SACKS	
Jones	7.0	Bosa
Danna	3.0	Nwosu
Clark	2.5	Fackrell
		3.0

	DEFENSIVE TACKLES	
Bolton	88	White
Mathieu	63	James Jr.
Sneed	62	Adderley
		73

	KICKOFF RETURNS (AVG.)	
Pringle	20 (25.3)	Roberts
		14 (25.3)
		Rountree III
		7 (16.7)

	PUNT RETURNS (AVG.)	
Hardman	9 (10.8)	Roberts
Hughes	5 (13.6)	Hill Jr.
		6 (6.8)

	FIELD GOALS	
Butker	20/23 (87.0%)	Hopkins
		12/13 (92.3%)
		Vizcaino
		6/7 (85.7%)

	PUNTS (GROSS/NET AVG.)	
Townsend	31 (48.5/45.9)	Long
		39 (45.5/36.4)

CHIEFS VS. CHARGERS SERIES HISTORY

- The Kansas City Chiefs will take on the Los Angeles Chargers for the 124th time (postseason included) in the history of the two franchises on Thursday, in a series that dates back to each team's AFL inception in 1960.

- The Chiefs hold a 64-58-1 (.524) all-time advantage over the Chargers, winning 12 out of the last 15 matchups between the pair of AFC West Division rivals.

- Since 2015, Head Coach Andy Reid and the Chiefs are 34-6 (.850) against AFC West Division foes, the best divisional record in the NFL in a seven-season span since the divisional realignment in 2002.

- In the first matchup between the Chiefs and Chargers at SoFi Stadium in Week 2 of the 2020 season, Kansas City won 23-20 on a 58-yard field goal from Harrison Butker in OT.

CHIEFS VS. CHARGERS SERIES HISTORY (LAST 10 GAMES)

Date	Result	Of Note
1/1/2017*	W, 37-27	KC: West: 116 scrimmage yards; 2 receiving TDs.
9/24/2017*	W, 24-10	KC: Hunt: 172 rush. yards, 1 rush. TD; Smith: 2 pass. TDs.
12/16/2017	W, 30-13	KC: Hunt: 206 scrimmage yards and 2 total TDs.
9/9/2018*	W, 38-28	KC: Mahomes: 4 passing TDs; Hill: 3 total TDs.
12/13/2018	L, 28-29	LAC: Williams: 2 rec. TDs; GW 2-pt. conversion rec.
11/18/2019*	W, 24-17	KC: Defense: 4 INTs; Mahomes: Career-high 59 rush. yds.
12/29/2019	W, 31-21	KC: Hardman: 104-yd kickoff return TD; Williams: 2 rush. TDs.
9/20/2020*	W, 23-20 (OT)	KC: Butker: 3/3 on FG attempts, GW 58-yd. FG.
1/3/2021	L, 21-38	LAC: Herbert: 302 pass. yds., 3 pass. TDs, 1 rush TD.
9/26/2021	L, 24-30	LAC: Herbert: 281 pass. yds., 4 pass. TDs.

*at Chargers

CHIEFS HEAD COACH ANDY REID



Reid is in his 30th NFL season, 23rd as a head coach and ninth with the Chiefs. In his first eight seasons with the club, Reid tallied 91 wins, more victories than any other head coach in franchise history in that timeframe. In 2019, Reid led the Chiefs to their first Super Bowl appearance and victory in 50 years, bringing the Lombardi Trophy back to Kansas City for the first time since 1969. Additionally, the Chiefs 35-24 victory over the Tennessee Titans in the AFC Championship Game brought the Lamar Hunt Trophy to Kansas City for the first time ever. Under Reid, the Chiefs have made the playoffs seven of eight seasons, including a franchise best 14-2 record in 2020. Reid has led the Chiefs to back-to-back Super Bowl appearances (LIV and LV).

The Chiefs have now played in three-consecutive AFC Championship home games. The club has earned five-straight AFC West titles (2016-20) for the first time in franchise history. In 2015, the Chiefs won their first playoff game since 1994, defeating the Texans 30-0. The team finished 11-5 after a 1-5 start in 2015. It was the greatest turnaround in a single-season in NFL history. In 2013, Reid led the Chiefs to an 11-5 record marking the greatest single-season turnaround in franchise history after the team finished 2-14 in 2012.

Prior to joining the Chiefs, Reid led the Eagles to a 130-93-1 (.583) regular season record during his 14 seasons as head coach. He led the Eagles franchise to one Super Bowl appearance. When you include his time as an NFL assistant coach, his teams have made the playoffs 22 times (26-20 record), and he has coached in five Super Bowls, eight NFC Championships and three AFC Championships. Reid spent seven seasons as an assistant coach with the Green Bay Packers under Head Coach Mike Holmgren. Prior to joining the NFL ranks, Reid's final collegiate stop was the University of Missouri (1989-91). Prior to his stint with the Tigers, Reid spent two years working with the offensive line at the University of Texas – El Paso, and before that, he held the same position with Northern Arizona. In 1983, Reid took the position of offensive coordinator and offensive line coach at San Francisco State (1983-85). A tackle/guard at Brigham Young University from 1979-81, Reid entered the coaching ranks as a graduate assistant at BYU in 1982.

NFL Head Coach:	23rd Year	Record w/ KC:	100-41 (.709)
NFL Coach Overall:	30th Year	Record w/ PHI:	130-93-1 (.583)
NFL Overall:	247-149-1 (.623)	Record vs. LAC:	14-6 (.700)
Reg. Season:	230-134-1 (.632)	College:	BYU ('81)
Postseason:	17-15 (.531)	Hometown:	Los Angeles, Calif.

ANDY REID'S CAREER PATH

1979-82	BYU	Tackle/Guard ('79-81) Graduate Assistant ('82)
1983-85	San Francisco State	Offensive Coordinator/ Offensive Line
1986	Northern Arizona	Offensive Line
1987-88	Texas-El Paso	Offensive Line
1989-91	Missouri	Offensive Line
1992-98	Green Bay Packers	Tight Ends / Offensive Line ('92-96) Quarterbacks ('97-98)
1999-12	Philadelphia Eagles	Head Coach ('99-00) HC/Exec. V.P. Football Ops ('01-12)
2013-21	Kansas City Chiefs	Head Coach



ANDY REID'S HARDWARE



96 97 04 19 20
Conference Titles

95 96 97 01 02 03 04
06 10 16 17 18 19 20
Division Titles

CHARGERS HEAD COACH BRANDON STALEY



The Los Angeles Chargers hired Brandon Staley as the 17th head coach in franchise history, becoming the first Chargers head coach with a defensive background in over a decade. Staley served as the defensive coordinator in 2020 for the Los Angeles Rams after spending three seasons as the outside linebackers coach for Denver (2019) and Chicago (2017-18).

Staley overhauled a Rams defense to become the best defense in football in 2020. The unit ranked No. 1 in total defense, passing defense and scoring defense while finishing as the third-best rushing defense.

Staley got his start in the NFL serving as outside linebackers coach in Chicago (2017-18) and Denver (2019).

Prior to coaching in the NFL, Staley spent three seasons (2013, 2015-16) at John Carroll as defensive coordinator/secondary coach and the 2014 season as defensive coordinator/linebackers at James Madison.

Before his stints at John Carroll and James Madison, Staley was a graduate assistant in 2012 at Tennessee. Staley held his first coordinator job as associate head coach/defensive coordinator at Hutchinson (Kan.) Community College from 2010-11.

Staley began his coaching career as a graduate assistant at Northern Illinois (2006-08) before coaching the defensive line and special teams in 2009 at the University of St. Thomas. The Perry, Ohio, native played quarterback at the University of Dayton from 2002-04 and finished his playing career at Mercyhurst College in 2005.

NFL Head Coach:	1st Year	Record w/ LAC:	8-5 (.615)
NFL Coach Overall:	5th Year	Record vs. KC:	1-0 (1.000)
NFL Overall:	8-5 (.615)	College:	Dayton ('04)
Regular Season:	8-5 (.615)	Hometown:	Perry, OH
Postseason:	0-0 (.000)		

BRANDON STALEY'S CAREER PATH

2002-04	Dayton	Quarterback
2005	Mercyhurst	Quarterback
2006-08	Northern Illinois	Graduate Assistant
2009	St. Thomas	Defensive Line/Special Teams
2010-11	Hutchinson CC	Assoc. Head Coach/Defensive Coordinator
2012	Tennessee	Graduate Assistant
2013	John Carroll	Defensive Coordinator/Secondary
2014	James Madison	Defensive Coordinator/Linebackers
2015-16	John Carroll	Defensive Coordinator/Secondary
2017-18	Chicago Bears	Outside Linebackers
2019	Denver Broncos	Outside Linebackers
2020	Los Angeles Rams	Defensive Coordinator
2021	Los Angeles Chargers	Head Coach



BRANDON STALEY'S HARDWARE



18
Division Titles

CHIEFS VS. CHARGERS CONNECTIONS

Professional

- Chargers **Defensive Coordinator Renaldo Hill** played safety for the Miami Dolphins and was teammates with Chiefs **QB Chad Henne** in 2008.
- Chargers **DL Linval Joseph** played with Chiefs DB **Mike Hughes** on the Minnesota Vikings from 2018-19.
- Chargers **Asst. Secondary Coach Tom Donatell** served as Defensive Quality Control Coach for the Seattle Seahawks from 2017-20, where he prepped Chiefs **DT Jarran Reed** (2017-20) and **DE Frank Clark** (2017-18). Chargers **LBs Coach Michael Wilhoite** also played LB for the Seahawks in 2017.
- Chargers **CB Asante Samuel Jr.** is the son of former NFL CB Asante Samuel, who played for Chiefs **Head Coach Andy Reid** from 2008-11 on the Philadelphia Eagles.

Personal

- Chargers **LB Nick Niemann** is the younger brother of Chiefs **LB Ben Niemann**.

Former Chargers

- **Chiefs Offensive Coordinator Eric Bieniemy** was drafted in the second round (39th overall) by the Chargers as a running back in 1991 and played with them for four seasons (1991-94).
- Chiefs **DE/LB Melvin Ingram III** was originally a first-round (18th overall) draft pick by the Chargers in 2012. He played nine seasons with the Chargers (2012-20), during which time he was selected to three Pro Bowls (2017-19).
- Chiefs **OL Andrew Wylie** was a member of the Chargers practice squad in 2017.

Former Chiefs

- Chargers **QB Chase Daniel** was a member of the Chiefs from 2013-15.
- Chargers **Special Teams Coordinator Derius Swinton II** served as Special Teams Quality Control Coach for the Chiefs in 2012.

College

- Chargers **LB Kenneth Murray Jr.** was teammates with Chiefs **T Orlando Brown** (2017) and **OL Creed Humphrey** (2017-19) at the University of Oklahoma.
- Chargers **QB Chase Daniel** (2005-08) and Chargers **RB Larry Rountree III** (2017-20) attended the University of Missouri at the same time that Chiefs **Asst. Special Teams Coach Andy Hill** (1996-2019) was on the coaching staff at Mizzou. **Rountree** was also teammates with Chiefs **LB Nick Bolton** for three seasons (2018-20) at Mizzou.
- Chargers **DL Breiden Fehoko** played with Chiefs **RB Clyde Edwards-Helaire** at LSU from 2018-19. In 2019, they helped the Tigers to an undefeated season and a CFP National Championship.
- Chiefs **QBs Coach/Passing Game Coordinator Mike Kafka** and **Pass Game Analyst/Asst. QBs Coach David Girardi** were members of the Northwestern University coaching staff in 2016 where they prepped current Chargers **RB Justin Jackson**.

Hometown

- Chiefs **Head Coach Andy Reid** (Los Angeles), **Offensive Coordinator Eric Bieniemy** (West Covina), and **S Daniel Sorensen** (Colton) are all Southern California natives.
- Chargers **LBs Coach Michael Wilhoite** is a native of Topeka, Kan., and played LB at Washburn University from 2005-09.
- Chargers **Passing Game Coordinator/QBs Coach Shane Day** is a native of Manhattan, Kan., and played WR at Kansas State in 1999.
- Chargers **CB Davontae Harris** is from Wichita, Kan.

WHAT TO WATCH FOR...

- As a unit, the Kansas City Chiefs aim to achieve the franchise's sixth consecutive AFC West Division title in 2021, potentially extending a club record for consecutive division titles since the team's inception in 1960.
- The Chiefs look to become the fourth team in NFL history to make three-consecutive Super Bowl appearances, joining the Miami Dolphins (3, 1971-73), Buffalo Bills (4, 1990-93) and New England Patriots (3, 2016-18).
- The Chiefs look to win their seventh-consecutive game, which would tie for the fifth-longest single-season winning streak in franchise history. The club has had at least a five-game winning streak in each of the first nine seasons of **Head Coach Andy Reid's** tenure. Kansas City's current six-game winning streak is the second-longest active winning streak in the NFL.
- The Chiefs look to improve to a record of 35-6 vs. AFC West opponents since the start of the 2015 season. Kansas City's 34-6 record against the AFC West since 2015 is the best divisional record in the NFL over a seven-season span since the divisional realignment in 2002.
- The Chiefs aim to allow 10 or fewer points for the fourth-consecutive game, which would break a tie for the second-longest streak in franchise history allowing 10 or fewer points. The Chiefs also aim to allow 17 or fewer points for the seventh-consecutive game, which would tie for the third-longest streak in franchise history holding opponents to 17 or fewer points.
- With a win on Sunday, **Head Coach Andy Reid** (100) would tie Marty Schottenheimer (101) for the second-most regular season wins in franchise history.
- **TE Travis Kelce** looks to extend his streak to 124-consecutive games with a reception, the second-longest streak in franchise history and fourth-longest active streak in the NFL. **Kelce** ranks second in franchise history with 685 career receptions.
- **Kelce** aims for his 29th-career game with at least 100 receiving yards. **Kelce's** 28 games of 100+ receiving yards are a franchise record and the third-most by a tight end in league history, trailing only TE Rob Gronkowski (30) and TE Tony Gonzalez (31).
- **Kelce** needs 125 receiving yards to become the first tight end in NFL history with six-consecutive 1,000-yard receiving seasons. His six-straight seasons with at least 1,000 receiving yards would tie for the 11th-longest streak by any player in NFL history.
- **WR Tyreek Hill** (6,421) needs 125 receiving yards to pass WR Henry Marshall (6,545) for the fifth-most receiving yards in franchise history.
- **Hill** needs 10 receptions to become the first wide receiver in franchise history to record a 100-catch season. **TE Travis Kelce** (103 catches in 2018 and 105 catches in 2020) and TE Tony Gonzalez (102 catches in 2004) are the only Chiefs players to ever have 100 receptions in a season.
- With 100 receiving yards against the Chargers, **Hill** would tie WR Carlos Carson (18) for the fourth-most games with 100 or more receiving yards in Chiefs history.
- With 55 career touchdown catches, **Hill** needs one touchdown reception to pass WR Chris Burford for the third-most in franchise history. With two touchdown receptions, **Hill** would tie WR Otis Taylor (57) for the second-most in Chiefs history.
- **DT Chris Jones** (47.5) needs 1.5 sacks to pass DE Art Still (48.5) for sixth-most sacks in franchise history.
- **K Harrison Butker** (19) needs to convert two field goals of 50+ yards to pass K Nick Lowery (20) for the most 50-yard field goals made in franchise history.
- **C Creed Humphrey** and **OL Trey Smith** have started every game for the Chiefs this season. They aim to be the third pair of players in franchise history to start every game in their rookie season (DE Sylvester Hicks and DE Art Still, 16 games in 1978; CB Brandon Carr and DL Glenn Dorsey, 16 games in 2008).

COURTESY OF MATT "STATS" MCMULLEN

The Pass-Rush Continues to Heat Up: The Chiefs pressured Raiders' quarterback Derek Carr on 45 percent of his dropbacks in Sunday's victory, per Pro Football Focus. Defensive lineman Chris Jones (10) and defensive end Frank Clark (8) combined for 18 pressures all by themselves. Since Week 8, Jones leads the NFL in pressures (39) while Clark ranks fifth (28).

Takeaway-A-Palooza: Kansas City has forced an NFL-high 16 turnovers since Week 8, including five takeaways on Sunday. The Chiefs are +10 in terms of the turnover margin in that time and are now even overall on the season. It's no mistake that Kansas City is undefeated since Week 8.

Mike Hughes Had a Game to Remember on Sunday: Hughes – who played 100 percent of the snaps on Sunday – became the first player to force two fumbles and recover a fumble for a touchdown since Jamal Adams did so in 2019. It's only happened eight times since 2000.

Tyreek Hill Surpasses 1,000 Yards on the Season: Hill is over 1,000 receiving yards now on the campaign, marking his third 1,000-yard season in the last four years. In fact, since 2018, only four players have recorded 85+ grabs and 1,000+ yards three separate times: Hill, Chiefs' tight end Travis Kelce (3), Packers' wide receiver Davante Adams (3) and Cardinals' wide receiver DeAndre Hopkins (3).



BY THE NUMBERS

4

Super Bowl Appearances

7

AFL/AFC Championship Appearances

11

AFC West Division Championships

504

Regular Season Franchise Wins

13

Pro Football Hall of Famers

50

Chiefs Hall of Famers

234

Number of Chiefs wins vs. AFC West opponents, the most of any other AFC West team in intra-division affairs (reg. and postseason combined)

10

Retired Chiefs numbers

62

The club is in its 62nd season of existence

82,893

Largest crowd (regular season)

142.2

Decibel level at GEHA Field at Arrowhead

247

Games won by Head Coach Andy Reid

26.3

Average Age of the Current Chiefs Roster

5

Walter Payton Man of the Year Recipients

50

Seasons at GEHA Field at Arrowhead Stadium

2020 FINAL AFC WEST STANDINGS

Team	W	L	Pct.	PF	PA	Streak
z - Kansas City Chiefs	14	2	.875	473	362	Lost 1
Las Vegas Raiders	8	8	.500	434	478	Won 1
Los Angeles Chargers	7	9	.438	384	426	Won 4
Denver Broncos	5	11	.313	323	446	Lost 3

CHIEFS 2020 SCHEDULE & RESULTS

Date	Opponent	Time	Results
Sept. 10	Houston Texans	7:20 p.m.	W, 34-20
Sept. 20	at Los Angeles Chargers	3:25 p.m.	W, 23-20
Sept. 28	at Baltimore Ravens	7:15 p.m.	W, 34-20
Oct. 5	New England Patriots	6:00 p.m.	W, 26-10
Oct. 11	Las Vegas Raiders	12:00 p.m.	L, 32-40
Oct. 15	at Buffalo Bills	7:20 p.m.	W, 26-17
Oct. 25	at Denver Broncos	3:25 p.m.	W, 43-16
Nov. 1	New York Jets	12:00 p.m.	W, 35-9
Nov. 8	Carolina Panthers	12:00 p.m.	W, 33-31
Nov. 15	BYE WEEK	-----	-----
Nov. 22	at Las Vegas Raiders	7:20 p.m.	W, 35-31
Nov. 29	at Buccaneers	3:25 p.m.	W, 27-14
Dec. 6	Denver Broncos	7:20 p.m.	W, 22-16
Dec. 13	at Miami Dolphins	12:00 p.m.	W, 33-27
Dec. 20	at New Orleans Saints	3:25 p.m.	W, 32-29
Dec. 27	Atlanta Falcons	12:00 p.m.	W, 17-14
Jan. 3	Los Angeles Chargers	3:25 p.m.	L, 21-38

AFC Divisional Playoffs

Jan. 17	Cleveland Browns	2:05 p.m.	W, 22-17
----------------	-------------------------	------------------	-----------------

AFC Championship Game

Jan. 24	Buffalo Bills	5:40 p.m.	W, 38-24
----------------	----------------------	------------------	-----------------

Super Bowl LV

Feb. 7	at Tampa Bay Buccaneers	5:30 p.m.	L, 9-31
--------	-------------------------	-----------	---------



CHIEFS ALL-TIME VS. AFC WEST OPPONENTS

OVERALL (REG. SEASON)

Team	Record	Pct.	Longest Win Streak
Denver	68-54-0	.557	12 (2015-Current)
LA Chargers	64-57-1	.529	9 (2014-2018)
Las Vegas	68-53-2	.561	9 (2003-2007)

AT HOME (REG. SEASON)

Team	Record	Pct.	Longest Win Streak
Denver	42-19-0	.689	14 (1960-1973)
LA Chargers	36-26-0	.581	7 (1997-2003)
Las Vegas	36-25-1	.589	10 (1989-1998)

ON THE ROAD (REG. SEASON)

Team	Record	Pct.	Longest Win Streak
Denver	26-35-0	.426	6 (2015-Current)
LA Chargers	28-31-1	.475	7 (2014-Current)
Las Vegas	32-28-1	.533	7 (2003-2009)

2021 AFC WEST STANDINGS

Team	W	L	Pct.	PF	PA	Streak
Kansas City Chiefs	9	4	.692	351	268	Won 6
Los Angeles Chargers	8	5	.615	351	336	Won 2
Denver Broncos	7	6	.538	275	228	Won 1
Las Vegas Raiders	6	7	.462	283	360	Lost 2

CHIEFS 2021 SCHEDULE

PRESEASON SCHEDULE

Date	Opponent	Time	Results
Saturday, Aug. 14	at San Francisco 49ers	7:30 p.m.	W, 19-16
Friday, Aug. 20	at Arizona Cardinals	7:00 p.m.	W, 17-10
Friday, Aug. 27	Minnesota Vikings	7:00 p.m.	W, 28-25

REGULAR SEASON SCHEDULE

Date	Opponent	Time	Result
Sunday, Sept. 12	Cleveland Browns	3:25 p.m.	W, 33-29
Sunday, Sept. 19	at Baltimore Ravens	7:20 p.m.	L, 35-36
Sunday, Sept. 26	Los Angeles Chargers	12:00 p.m.	L, 24-30
Sunday, Oct. 3	at Philadelphia Eagles	12:00 p.m.	W, 42-30
Sunday, Oct. 10	Buffalo Bills	7:20 p.m.	L, 20-38
Sunday, Oct. 17	at Washington FT	12:00 p.m.	W, 31-13
Sunday, Oct. 24	at Tennessee Titans	12:00 p.m.	L, 3-27
Monday, Nov. 1	New York Giants	7:15 p.m.	W, 20-17
Sunday, Nov. 7	Green Bay Packers	3:25 p.m.	W, 13-7
Sunday, Nov. 14	at Las Vegas Raiders	7:20 p.m.	W, 41-14
Sunday, Nov. 21	Dallas Cowboys	3:25 p.m.	W, 19-9
Sunday, Nov. 28	BYE WEEK	-----	-----
Sunday, Dec. 5	Denver Broncos	7:20 p.m.	W, 22-9
Sunday, Dec. 12	Las Vegas Raiders	12:00 p.m.	W, 48-9
Thursday, Dec. 16	at Los Angeles Chargers	7:20 p.m.	FOX
Sunday, Dec. 26	Pittsburgh Steelers	3:25 p.m.	CBS
Sunday, Jan. 2	at Cincinnati Bengals	12:00 p.m.	CBS
Sunday, Jan. 9	at Denver Broncos	3:25 p.m.	CBS

Home games in bold; all kickoffs are Central Time.

"Flexible scheduling" will be used in Weeks 11-18. Additionally, in Weeks 5-10, flexible scheduling may be used in no more than two weeks. In Weeks 5-17, the schedule lists the games tentatively set for Sunday Night Football on NBC. Only Sunday afternoon games are eligible to be moved to Sunday night, in which case the tentatively scheduled Sunday night game would be moved to an afternoon start time.

For Week 18, two Saturday games and the Sunday night game will be announced no later than six days prior to January 9. The schedule does not list Saturday games or a Sunday night game in Week 18, but games with playoff implications will be moved to those time slots. Flexible scheduling ensures quality matchups in all Sunday time slots in those weeks and gives "surprise" teams a chance to play their way into primetime.

Flexible scheduling will not be applied to games airing on Thursday or Monday nights.



THE BEST IN CHIEFS HISTORY

Now in his ninth season as head coach in Kansas City, Andy Reid is the club's third-longest tenured head coach trailing only Pro Football Hall of Fame Coach Hank Stram (15 years) and Marty Schottenheimer (10 years). In his first nine seasons as Head Coach of the Chiefs, Reid has coached the team to a 100-41 record in 141 regular season games. His 70.9 winning percentage is the top mark in franchise history for any coach in his first nine seasons leading the club. Marty Schottenheimer is second on that list, leading his Chiefs teams to a 94-49-1 (65.6%) record in his first nine seasons. In Reid's 141 total games with the Chiefs, he has registered a 53-19 (73.6%) record at home and a 47-22 (68.1%) record on the road.

MOST REGULAR SEASON WINS, FIRST 9 YEARS WITH CHIEFS

Rk.	Name	Yr. 1	Yr. 2	Yr. 3	Yr. 4	Yr. 5	Yr. 6	Yr. 7	Yr. 8	Yr. 9	Tot. Rec.	Pct.
1.	Reid	11-5	9-7	11-5	12-4	10-6	12-4	14-2	9-4	100-41	.709	
2.	Schottenheimer	8-7-1	11-5	10-6	10-6	11-5	9-7	13-3	9-7	13-3	94-49-1	.656
3.	Stram	8-6	6-8	11-3	5-7-2	7-7	7-5-2	11-2-19-5	12-2	76-45-5	.623	
4.	Vermeil	6-10	8-8	13-3	7-9	10-6	--	--	--	44-36	.550	

Amongst active NFL head coaches with their current team, Reid is the sixth-longest tenured coach and his 70.9 regular season win percentage is second only to NE's Bill Belichick (72.5%) amongst head coaches with at least three seasons at the helm.



HE WINS AT HOME AND ON THE ROAD

No matter where his team is playing, home or away, Chiefs Head Coach Andy Reid is consistent. Through 23 seasons and 365 games, Coach Reid has a similar record on the road as he does at home.

Home Record	Road Record	Total
118-66 (.641)	112-68-1 (.622)	230-134-1 (.632)

ALWAYS KEEPING IT CLOSE

Under Andy Reid, Patrick Mahomes has never gone down without a fight. Through their first 50 games together, the two never lost a regular season game by 2+ scores, which ranks second all time.

MOST CONSECUTIVE STARTS WITHOUT LOSS BY 2+ SCORES, NFL HISTORY

	Seasons	Starts
1. NE Tom Brady	2010-2013	56
2. KC Patrick Mahomes	2017-2021	50
3. GB Aaron Rodgers	2009-2012	48
4. HOF Troy Aikman	1993-1995	36
5. HOF Peyton Manning	2012-2014	34



CHIEFS ASSISTANT COACHES

OFFENSIVE STAFF

Eric Bieniemy
Offensive Coordinator

Joe Bleymaier
Wide Receivers

Andy Heck
Offensive Line

Mike Kafka
Quarterbacks/Pass Game Coordinator

Greg Lewis
Running Backs

Corey Matthaei
Assistant Offensive Line

Tom Melvin
Tight Ends

Porter Ellett
Offensive Quality Control

David Girardi
Pass Game Analyst/Asst. QBs

Connor Embree
Offensive Quality Control

DEFENSIVE STAFF

Steve Spagnuolo
Defensive Coordinator

Matt House
Linebackers

Brendan Daly
Run Game Coordinator/Defensive Line

Ken Flajole
Outside Linebackers

Dave Merritt
Defensive Backs

Sam Madison
Defensive Backs/Cornerbacks

Terry Bradden
Assistant Defensive Line

Alex Whittingham
Defensive Quality Control

Donald D'Alesio
Defensive Assistant

SPECIAL TEAMS STAFF

Dave Toub
Assistant Head Coach/Special Teams Coordinator

Andy Hill
Assistant Special Teams

MISCELLANEOUS

Barry Rubin
Head Strength and Conditioning

Tyler Judkins
Assistant Strength and Conditioning

Ryan Reynolds
Assistant Strength and Conditioning/Sport Science

Greg Carbin
Assistant Strength and Conditioning

Mike Frazier
Statistical Analysis Coordinator

Dan Williams
Assistant to the Head Coach

2021 CHIEFS OFFENSIVE RANKINGS

Category	NFL Rank	Value
10-Play Drives	1st	33 drives
Pct. of 1st Down Gains of 4+ Yards	4th	53.8%
1st and Goal Inside 5 Drives	T-4th	16 drives
1st and Goal Inside 5 Yard Giveaways	T-1st	0 giveaways
1st and Goal Inside 5 TD Efficiency	T-1st	100.0%
2nd Down Conversion Pct.	6th	37.2%
3 and Out Pct.	1st	10.0%
3rd Down Conversion Pct.	1st	52.2%
3rd and 4th and 1 Yard Conversion Pct.	7th	79.3%
3rd and 1 Yard Conversion Pct.	7th	79.2%
3rd and 10+ Yard Conversion Pct.	10th	23.3%
3rd and 4-6 Yard Conversion Pct.	1st	65.1%
3rd and < 4 Yard Conversion Pct.	2nd	78.7%
4th Down Conversion Pct.	T-3rd	63.6%
4th and > 6 Yard Conversion Pct.	3rd	66.7%
4th and < 4 Yard Conversion Pct.	T-2nd	80.0%
Avg. Margin of Victory	9th	14.67 points
Avg. Length of Scoring Drives	6th	8.78 plays
5 Minute Drives	5th	24 drives
Passer Rating in Blitz Situations	6th	115.64 rating
Points on First Off. Poss. of 2nd Half	8th	34 points
Points on First Offensive Possession	1st	47 points
Field Goal Percentage	T-10th	87.0%
Average Starting Field Position - Home	6th	30.3 yard line
First Downs Made	2nd	317 first downs
Goal-to-Go Drives	T-3rd	31 drives
Goal-to-Go Touchdown Efficiency	2nd	83.9%
Kickoff Return Average	8th	24.1 yards
Kickoff Returns of 20+ Yards Pct.	2nd	78.3%
Miscellaneous Touchdown Scored	T-4th	3 touchdowns
Net Passing Yards per Game	6th	277.9 yards
Offensive Points Scored	9th	331 points
Offensive Scoring Efficiency	3rd	45.4%
Opp. Interception Returns of 20+ Yards	T-5th	2 returns
Yards Per Game	4th	389.6 yards
Passing First Downs Made	2nd	201 first downs
Yards After Catch	2nd	1,917 yards
Passer Rating on Atts. of 21+ Air Yards	5th	109.4 rating
Plays of 10+ Yards	4th	189 plays
Punt Return Average	5th	11.8 yards
Punt Returns of 20+ Yards	T-4th	3 returns
Gross Punting Average	7th	48.0 yards
Turnover Pct. on Drives < 4 Plays	6th	3.8%
Red Zone 3rd Down Conversions	3rd	56.0%
Red Zone Drives	T-7th	48 drives
Red Zone Successful Play Pct.	4th	53.2%
Avg. Rushes and Completions	7th	51.2%
Rushing Plays of 50+ Yards	T-5th	1 rush
Pct. of Rushes Gaining 4+ Yards	2nd	52.2%
Pct. of 1st Down Rushes Gain 4+ Yds	2nd	52.7%
Total Points Scored	T-6th	351 points
Scoring Differential	7th	+83 points
Points Scored Outside the Red Zone	8th	94 points
Offensive Touchdowns	7th	39 touchdowns
Drives Starting Inside Opp. 20-Yd Line	T-3rd	5 drives
Successful Play Percentage	2nd	55.5%
Total Takeaways	T-6th	23 takeaways
Times Sacked	T-7th	24 sacks
Points Per Game	T-8th	27.0 points
Touchdown Drives	7th	39 drives
Yards Per Game	4th	389.6 yards
Yards Per Play	8th	3.62 yards
Yards Per Play in Red Zone	10th	3.10 yards

2021 CHIEFS DEFENSIVE RANKINGS

Category	NFL Rank	Value
Opp. Starting Position After Kickoff	4th	23.5 yard line
Opp. Passer Rating in Blitz Situations	9th	83.26 rating
Opp. Possessions	4th	131 possessions
Opp. Fumble Recoveries	T-3rd	10 recoveries
Fumble Returns of 20+ Yards	T-5th	1 return
Opp. Passer Rating Inside the 30	3rd	82.8 rating
Opp. Offensive Points Allowed	6th	254 points
Opp. Avg. Start Field Position	2nd	25.7 yard line
Opp. Avg. Start Field Position - Away	8th	27.0 yard line
Opp. Avg. Start Field Position - Home	1st	24.9 yard line
Opp. Pct. of Kickoff Return of 20+ Yds	4th	34.5%
Opp. Punt Returns of 20+ Yards	T-1st	0 returns
Offensive Touchdowns Allowed	T-9th	30 touchdowns
Opp. 3rd and 10+ Yard Conversion Pct.	9th	14.3%
Opp. 3rd and 4-6 Yard Conversion Pct.	5th	31.4%
Opp. Rushing Plays of 10+ Yards	T-7th	33 rushes
Opp. Rushing Plays of 20+ Yards	T-9th	6 rushes
Opp. Rushing Plays of 50+ Yards	T-1st	0 rushes
Opp. 1st and Goal Drives Inside 5	T-5th	10 drives
Opp. Goal-to-Go Drives	T-10th	20 drives
Opp. Kickoff Return Avg.	1st	18.0 yards
Opp. Plays of 20+ Yds (Past 8 games)	T-2nd	20 plays
Opp. Punt Return Average	1st	4.1 returns
Opp. Pts on Drives of < Than 4 Plays	T-2nd	7 points
Opp. Turnover Pct. on Drives < 4 Plays	5th	8.4%
Rushes and Completions Allowed	10th	47.4 advances
Opp. Total Points Allowed	6th	268 points
Penalties Called Against Opponent	5th	95 penalties
Opp. Drives Starting Inside Own 20	T-9th	32 drives
Opp. Drives Starting Inside KC 20	T-1st	0 drives
Opp. Drives Starting Inside KC 50	T-1st	6 drives
Takeaway Points Scored	T-9th	70 points
Total Takeaways	T-6th	23 takeaways
Total Points Allowed	6th	268 points
Total Points Allowed (Past 8 Games)	1st	105 points



HEAD COACH ANDY REID NOTES



REID CAREER HIGHLIGHTS

- Career record of 230-134-1 in the regular season, as well as a 17-15 post-season record. Reid's 247 combined wins rank fifth-most in NFL history and second among active coaches in regular season and postseason wins. He has defeated all 32 NFL teams as a head coach. Reid owns a .632 regular season winning percentage.

- His 100 reg. season wins in his first nine seasons with KC are more than any other head coach in franchise history (141 games). The Chiefs have now won five-straight AFC West titles (2016-20) for the first time in franchise history. In 2019, KC finished with a 12-4 record for the second year in a row – earning the number one seed in the AFC Playoffs in 2018 and the number two seed in 2019. The Chiefs defeated the Colts, 31-13, on Jan. 12, 2019 to advance to the AFC title game in 2018. The Chiefs defeated the Texans, 51-31, on Jan. 12, 2020 to advance and host the AFC title game for the second year in a row for the first time in franchise history. KC defeated the Titans on Jan. 19 to advance to Super Bowl LIV. The Chiefs defeated the 49ers in Super Bowl LIV for Reid's first Super Bowl victory as a head coach and KC's first SB victory in 50 years. KC earned the number one seed in 2020, finishing with a franchise-best 14-2 record. He became the first person to coach in three-straight home AFC Championship Games.

- The Chiefs finished 12-4 in 2016, earning the number two seed and a first-round bye in the playoffs. Reid guided Kansas City to its first playoff win in 22 years in 2015. The club finished 11-5 after a 1-5 start, the greatest turnaround in a single season in NFL history. The 2013 Chiefs, led by Head Coach Andy Reid, orchestrated the greatest single-season turnaround in franchise history after an 11-5 finish. In 2012, the team finished 2-14, a +9 turnaround in his first season with the club. During Reid's 14 seasons in Philadelphia, his teams made the postseason nine times, which ranked third in the NFL behind Indianapolis' 12 and New England's 10.

- Including his time as an assistant coach, Reid's teams have now made 22 playoff appearances, as well as five Super Bowl appearances after playing in a combined eight NFC Championships and three AFC Championships. He won Super Bowl XXXI as an assistant in Green Bay and Super Bowl LIV as the head coach in Kansas City. Reid owns three NFC titles, two AFC titles and 14 division titles in his career dating back to his days as an assistant. He mentored Hall of Fame quarterback Brett Favre while with the Packers along with QB Donovan McNabb with the Eagles.

REID VIA THE NFL DRAFT - HIS 1ST ROUND PICKS

Chiefs Head Coach Andy Reid has had 17 first-round selections as a head coach in the NFL. Prior to 2013, Reid's team selected as high as second overall (1999) and as late as 31st overall (2005) in the first round.

Yr.	No. (Overall)	Selection (School)
1999	2	QB Donovan McNabb (Syracuse)
2000	6	DT Corey Simon (Florida State)
2001	25	WR Freddie Mitchell (UCLA)
2002	26	CB Lito Sheppard (Florida)
2003	15	DE Jerome McDougle (Miami)
2004	16	T Shawn Andrews (Arkansas)
2005	31	DT Mike Patterson (Southern California)
2006	14	DT Brodrick Bunkley (Florida State)
2007	--	No First-Round Selection
2008	--	No First-Round Selection
2009	19	WR Jeremy Maclin (Missouri)
2010	13	DE Brandon Graham (Michigan)
2011	21	G Danny Watkins (Baylor)
2012	12	DT Fletcher Cox (Mississippi State)
2013 (KC)	1	T Eric Fisher (Central Michigan)
2014	23	LB Dee Ford (Auburn)
2015	18	CB Marcus Peters (Washington)
2016	--	No First-Round Selection
2017	10	QB Patrick Mahomes (Texas Tech)
2018	--	No First-Round Selection
2019	--	No First-Round Selection
2020	32	RB Clyde Edwards-Helaire (LSU)
2021	--	No First-Round Selection

REID'S COACHING TREE

Throughout his time in the NFL, Andy Reid has constructed quality coaching staffs to assist him. A number of those assistants have since gone on to coordinator or head coaching responsibilities for other NFL franchises. Below is a list of notable coaches who have come from Andy Reid's Philadelphia or Kansas City staffs.

Coach	Team	Years	Position/Former Position
John Harbaugh	BAL	2008-present	Head Coach
Sean McDermott	BUF	2017-present	Head Coach
Matt Nagy	CHI	2018-present	Head Coach
Ron Rivera	WAS	2020-present	Head Coach
David Culley	HOU	2021	Hired as HOU HC
Brad Childress	CHI	2018-2019	Former MIN HC
Leslie Frazier	BUF	2018-present	Former MIN HC
Steve Spagnuolo	KC	2019-present	Former STL HC
Todd Bowles	TB	2019-present	Former NYJ HC
Pat Shurmur	DEN	Hired in 2020	Former NYG HC
Doug Pederson	TBD	2016-2020	Former PHI HC

ANDY REID'S HEAD COACHING RECORD

Year	Reg. Season	Pct.	Postseason	Overall	Result
1999	5-11	.313	0-0	5-11	5th in NFC East
2000	11-5	.688	1-1	12-6	2nd in NFC East; reached divisional playoffs
2001	11-5	.688	2-1	13-6	1st in NFC East; reached NFC Championship Game
2002	12-4	.750	1-1	13-5	1st in NFC East; reached NFC Championship Game
2003	12-4	.750	1-1	13-5	1st in NFC East; reached NFC Championship Game
2004	13-3	.813	2-1	15-4	1st in NFC East; reached Super Bowl XXXIX
2005	6-10	.375	0-0	6-10	4th in NFC East
2006	10-6	.625	1-1	11-7	1st in NFC East; reached divisional playoffs
2007	8-8	.500	0-0	8-8	4th in NFC East
2008	9-6-1	.594	2-1	11-7-1	2nd in NFC East; reached NFC Championship Game
2009	11-5	.688	0-1	11-6	2nd in NFC East; reached wild card round
2010	10-6	.625	0-1	10-7	1st in NFC East; reached wild card round
2011	8-8	.500	0-0	8-8	2nd in NFC East
2012	4-12	.250	0-0	4-12	4th in NFC East
2013	11-5	.688	0-1	11-6	2nd in AFC West; reached wild card round
2014	9-7	.563	0-0	9-7	2nd in AFC West
2015	11-5	.688	1-1	12-6	2nd in AFC West; reached divisional playoffs
2016	12-4	.750	0-1	12-5	1st in AFC West; reached divisional playoffs
2017	10-6	.625	0-1	10-7	1st in AFC West; reached wild card round
2018	12-4	.750	1-1	13-5	1st in AFC West; reached AFC Championship Game
2019	12-4	.750	3-0	15-4	1st in AFC West; Super Bowl LIV Champions
2020	14-2	.875	2-1	16-3	1st in AFC West; Reached Super Bowl LV
2021	9-4	.692	0-0	9-4	TBD
TOTALS	230-134-1	.632	17-15	247-149-1	16 Playoff Berths, 11 Div. Titles, 1 NFC Title, 2 AFC Titles, 1 SB

REID AS A HEAD COACH VS. THE NFL

Below is Chiefs Head Coach Andy Reid's record against the NFL as a head coach. He is 230-134-1 in the regular season, as well as 17-15 in the post-season. Reid has 247 total career wins as a head coach.

Opponent	Reg. Season	Postseason	Total
vs. Denver Broncos	13-6	0-0	13-6
vs. Kansas City Chiefs	3-0	0-0	3-0
vs. Las Vegas Raiders	16-5	0-0	16-5
vs. Los Angeles Chargers	14-6	0-0	14-6
vs. AFC West	46-17	0-0	46-17
vs. Baltimore Ravens	6-2	0-0	6-2
vs. Cincinnati Bengals	2-3-1	0-0	2-3-1
vs. Cleveland Browns	8-0	1-0	9-0
vs. Pittsburgh Steelers	4-5	0-1	4-6
vs. AFC North	20-10-1	1-1	21-11-1
vs. Houston Texans	7-2	2-0	9-2
vs. Indianapolis Colts	2-5	1-1	3-6
vs. Jacksonville Jaguars	5-2	0-0	5-2
vs. Tennessee Titans	1-8	1-1	2-9
vs. AFC South	15-17	4-2	19-19
vs. Buffalo Bills	6-4	1-0	7-4
vs. Miami Dolphins	6-1	0-0	6-1
vs. New England Patriots	5-4	0-3	5-7
vs. New York Jets	6-1	0-0	6-1
vs. AFC East	23-10	1-3	24-13
vs. Dallas Cowboys	19-12	0-1	19-13
vs. New York Giants	17-14	2-1	19-15
vs. Washington Football Tm.	20-11	0-0	20-11
vs. Philadelphia Eagles	3-0	0-0	3-0
vs. NFC East	59-37	2-2	61-39
vs. Arizona Cardinals	6-7	0-1	6-8
vs. San Francisco 49ers	7-4	1-0	8-4
vs. Seattle Seahawks	4-4	0-0	4-4
vs. Los Angeles Rams	6-3	0-1	6-4
vs. NFC West	23-18	1-2	24-20
vs. Atlanta Falcons	8-3	2-0	10-3
vs. Carolina Panthers	6-2	0-1	6-3
vs. Tampa Bay Buccaneers	5-4	2-2	7-6
vs. New Orleans Saints	5-3	0-1	5-4
vs. NFC South	24-12	4-4	28-16
vs. Chicago Bears	6-5	1-0	7-5
vs. Detroit Lions	5-1	0-0	5-1
vs. Green Bay Packers	5-5	1-1	6-6
vs. Minnesota Vikings	4-2	2-0	6-2
vs. NFC North	20-13	4-1	24-14

MOST OVERALL WINS; ACTIVE NFL HEAD COACHES

Andy Reid is one of five active NFL head coaches with over 150 victories. He has 247 overall wins and is one of five active coaches with 10 or more postseason victories (John Harbaugh has 11 and Mike McCarthy has 10).

Rk.	Coach	Reg.	Post	Total
1.	Bill Belichick, NE/CLE	289	31	320
2.	Andy Reid, KC/PHI	230	17	247
3.	Pete Carroll, SEA/NYJ/NE	150	11	161
4.	Mike Tomlin, PIT	151	8	159
5.	Sean Payton, NO	149	9	158

Reid defeated the Tennessee Titans in 2013, giving him wins against all 32 NFL teams. He became only the sixth head coach in NFL history to accomplish that feat. Below is a look at all the coaches who have done it.

Bill Belichick (NE)	Bill Parcells (Retired)
Tony Dungy (Retired)	Andy Reid (KC)
Mike Shanahan (Retired)	John Fox (Retired)

HEAD COACHES ALL-TIME WINS CHART

Rk.	Head Coach	Win Total
1.	Don Shula	347
2.	George Halas	324
3.	Bill Belichick	320
4.	Tom Landry	270
5.	Andy Reid	247
6.	Curly Lambeau	229
7.	Chuck Noll	209
8.	Marty Schottenheimer	205
9.	Dan Reeves	201
10.	Chuck Knox	193
11.	Bill Parcells	183
12.	Tom Coughlin	182
13t.	Jeff Fisher	178
	Mike Shanahan	178
15.	Mike Holmgren	174
16.	Joe Gibbs	171
17.	Paul Brown	170
18.	Bud Grant	168
19t.	Bill Cowher	161
	Pete Carroll	161
21.	Mike Tomlin	159
22.	Sean Payton	158
23.	Marv Levy	154
24.	Steve Owen	153
25.	Tony Dungy	148

- Playoffs Included
* Bold Denotes Active NFL Coaches



HEAD COACH ANDY REID'S RECORD WHEN...

- Scoring on opening drive: 110-34
- Scoring first: 147-47
- Leading at half: 185-33
- Leading after three quarters: 185-31
- Winning time of possession: 141-42-1
- Winning turnover battle: 142-31
- Out-rushing opponent: 139-52-1
- Out-passing opponent: 139-59-1
- Out-gaining opponent: 157-47-1
- 40%+ 3rd down conversions: 129-46
- 50%+ 3rd down conversions: 82-21
- Not throwing an INT: 133-47
- Having a 300-yard passer: 60-31-1
- Having a 100+ yard rusher: 61-30
- Having a 100+ yard receiver: 88-38
- Having two 100+ yard receivers: 13-16
- Having no turnovers: 68-30
- Scoring 20+ points: 199-51
- Scoring 30+ points: 106-18
- Rushing for 150+ yards: 63-26
- Having 20+ first downs: 145-55
- Not allowing a sack: 26-22
- Allowing two or fewer sacks: 154-62-1
- Recording 2+ INTs: 85-29
- Recording 3+ turnovers: 82-25
- Opp. less than 40% on 3rd down: 165-57-1
- Opp. less than 30% on 3rd down: 101-26-1
- Scoring a defensive TD: 55-20
- Recording 3+ sacks: 129-38-1
- Recording 5+ sacks: 49-16-1
- Allowing 17 or fewer points: 149-30-1
- Not allowing a 100-yard rusher: 189-93-1
- Not allowing a 100-yard receiver: 159-88
- Not allowing a 300-yard passer: 200-97-1
- Not allowing a rushing TD: 151-51-1
- Not allowing a passing TD: 64-27
- Not allowing an offensive TD: 37-13
- Having a KR or PR TD: 19-16

CHIEFS GENERAL MANAGER BRETT VEACH



QUICK FACTS ON CHIEFS GM BRETT VEACH

- Brett Veach was named the seventh general manager in Kansas City Chiefs history on July 10, 2017. Veach is entering his fifth season as an NFL general manager and his 15th year in the National Football League. Prior to being elevated, he previously served as the Chiefs Co-Director of Player Personnel.

- In his first four seasons as the GM, Veach helped the team earn a Super Bowl victory in Super Bowl LIV, two AFC Championships and AFC West titles in 2017, 2018, 2019 and 2020, as well as the number one seed in the AFC in 2018 and 2020, and the number two seed in 2019. The Chiefs defeated the Colts, 31-13, to advance to the AFC title game in 2018. KC defeated the Texans, 51-31, to advance and host the AFC title game for the second year in a row in 2019. The Chiefs defeated the Titans on Jan. 19, to advance to Super Bowl LIV. KC has now hosted three-straight AFC Championship Games (2018-20), advancing to back-to-back Super Bowls for the first time in franchise history. Veach reports directly to Chiefs Chairman & CEO Clark Hunt, who had this to say upon hiring him; "Brett has a sharp football mind, a tremendous work ethic and a keen eye for finding talent. He's played a critical role in building our football team."

- He is in his ninth season with the Chiefs after originally joining the club in 2013. He was promoted to Co-Director of Player Personnel prior to the 2015 season after serving two seasons as the club's Pro and College Personnel Analyst (2013-14).

- The Mount Carmel, Pennsylvania, native served as a Southeast Regional Scout for the Philadelphia Eagles (2011-12) after originally joining Philadelphia's Player Personnel Department as a Pro and College Scout in 2010. Prior to entering the scouting department, Veach was the Assistant to Head Coach Andy Reid for three seasons in Philadelphia (2007-09).

- Before joining the Eagles, Veach was the Supervisor of Intercollegiate Athletic Events at his alma mater, the University of Delaware (2005-06). He was a four-year letterman as a wide receiver for the Blue Hens, catching 99 passes for 1,470 yards (14.8 avg.). He left Delaware as the school's all-time leader in kickoff return yards with 1,558 yards. He was a standout running back for Mount Carmel High School. Wife - Alison; Children - twin sons, Elijah and Wylan, and a daughter, Ella.

VEACH IN THE NFL DRAFT AS PERSONNEL MAN

Since entering the NFL, Chiefs GM Brett Veach has been a part of personnel staffs that have drafted the below first-round picks.

Yr.	No. (Overall)	Selection (School)
2007 (PHI)	--	No First-Round Selection
2008	--	No First-Round Selection
2009	19	WR Jeremy Maclin (Missouri)
2010	13	DE Brandon Graham (Michigan)
2011	21	G Danny Watkins (Baylor)
2012	12	DT Fletcher Cox (Mississippi State)
2013 (KC)	1	T Eric Fisher (Central Michigan)
2014	23	LB Dee Ford (Auburn)
2015	18	CB Marcus Peters (Washington)
2016	--	No First-Round Selection
2017	10	QB Patrick Mahomes (Texas Tech)
2018	--	No First-Round Selection
2019	--	No First-Round Selection
2020	32	RB Clyde Edwards-Helaire (LSU)
2021	--	No First-Round Selection

NOTABLE TRANSACTIONS

After being named the new GM of the Chiefs on July 10, 2017, Brett Veach immediately started making moves. In his time as a GM, Veach has made a number of significant moves that have contributed to KC's success.

Name	Date	How Acquired
K Harrison Butker	9/26/17	FA - 17
WR Sammy Watkins	3/15/18	FA - 18
LB Anthony Hitchens	3/15/18	FA - 18
CB Charvarius Ward	8/31/18	T - 18 (DAL)
S Tyrann Mathieu	3/14/19	FA - 19
DE Frank Clark	4/24/19	T - 19 (SEA)
T Mike Remmers	3/21/20	FA - 20
G Joe Thuney	3/17/21	FA - 21
DT Jarran Reed	3/31/21	FA - 21
T Orlando Brown	4/26/21	T - 21 (BAL)
WR Josh Gordon	10/5/21	FA - 21
DE Melvin Ingram	11/2/21	T - 21 (PIT)



VEACH'S NFL RECORD

Year	Reg. Season	Pct.	Playoffs	Overall	Result
2007	8-8	.500	0-0	8-8	4th in NFC East
2008	9-6-1	.594	2-1	11-7-1	2nd in NFC East; Reached NFC Championship Game
2009	11-5	.688	0-1	11-6	2nd in NFC East; Reached Wild Card Playoffs
2010	10-6	.625	0-1	10-7	1st in NFC East; Reached Wild Card Playoffs
2011	8-8	.500	0-0	8-8	2nd in NFC East
2012	4-12	.250	0-0	4-12	4th in NFC East
2013	11-5	.688	0-1	11-6	2nd in AFC West; Reached Wild Card Playoffs
2014	9-7	.563	0-0	9-7	2nd in AFC West
2015	11-5	.688	1-1	12-6	2nd in AFC West; Reached Divisional Playoffs
2016	12-4	.750	0-1	12-5	1st in AFC West; Reached Divisional Playoffs
2017	10-6	.625	0-1	10-7	1st in AFC West; Reached Wild Card Playoffs
2018	12-4	.750	1-1	13-5	1st in AFC West; Reached AFC Championship Game
2019	12-4	.750	3-0	15-4	1st in AFC West; Super Bowl LIV Champions
2020	14-2	.875	2-1	16-3	1st in AFC West; Reached Super Bowl LV
2021	9-4	.692	0-0	9-4	TBD
TOTALS	150-86-1	.635	9-9	159-95-1	10 Playoff Appearances, 6 Div. Titles, 2 AFC Titles, 1 SB

CHIEFS CHAIRMAN AND CEO CLARK HUNT



- Clark Hunt has been the driving force behind the resurgence of the Chiefs, transforming the iconic franchise into one of the most successful teams in the NFL.

- Hunt has been Chairman of the Chiefs since 2005, and since taking over an expanded role as both Chairman and CEO in 2010, the Chiefs have earned six AFC West Division Championships, including five straight between 2016-20 under Hunt's leadership. The club has qualified for the playoffs eight times and hosted three-consecutive AFC Championship Games, becoming the first team in the AFC and second team in NFL history (2002-04 Philadelphia Eagles) to host three-straight conference title games.

- Hunt once again hoisted the award that bears his father's name - the Lamar Hunt Trophy - in 2020 as the Chiefs claimed their second-straight AFC Championship. The Chiefs made consecutive Super Bowl appearances for the first time in franchise history and their fourth overall Super Bowl appearance.

- Hunt reorganized the leadership structure of the Chiefs in 2013 so the head coach, the general manager and the team president would all report directly to the Chairman and CEO for the first time in team history. As part of the restructuring, Hunt hired Andy Reid as head coach in 2013, and in the nine seasons since, the club has won 100 regular season games, which ranks second in the NFL over that time.

- Hunt promoted Brett Veach to General Manager in 2017 and during the 2020 season, he extended the contracts of both Reid and Veach, solidifying the leadership of the club's football operation for many years to come.

- Hunt graduated first in his class at Southern Methodist University in 1987, earning a degree in business administration with a concentration in finance. He was a team captain and four-year letterman on the Mustangs' nationally ranked soccer team. He received the SMU Distinguished Alumni Award in 2020 for outstanding leadership in philanthropy, business, and civic life, and currently serves on the SMU Board of Trustees.

- Clark and his wife, Tavia, are actively involved in numerous philanthropic initiatives in both Kansas City and Dallas. The couple has three children - Gracie, Knobel and Ava.

HUNT'S LEADERSHIP AT THE NFL LEVEL

In addition to returning the franchise his father founded to national prominence, Clark Hunt is a leading voice among National Football League owners.

In 2019, Hunt was named Chairman of the Finance Committee after serving as a member for seven years. Hunt is a member and former Chairman of the International Committee and serves on the Management Council Executive Committee (CEC), the Personal Conduct Committee and Commissioner Roger Goodell's Chairman's Committee. In addition, Hunt was one of six members on the NFL Committee on Los Angeles Opportunities.

In 2006, still early in his role as Chairman of the Chiefs, Hunt served on the NFL's Commissioner Search Committee which recommended Roger Goodell as the successor to then-Commissioner Paul Tagliabue. Hunt was appointed to the NFL's Digital Media Committee in 2007 and served until it was restructured in 2019.

Beyond his service on various league committees, Hunt has served a key role in securing the ongoing labor peace between the National Football League and the NFL Players Association over the past decade. He was appointed by Goodell as one of 10 NFL owners to negotiate the NFL's new Collective Bargaining Agreement in 2011, and again in 2020, Hunt was an integral member of the NFL's negotiating team that helped deliver a new Collective Bargaining Agreement a full season ahead of the deadline.

CARRYING ON THE OFF-FIELD LEGACY

As the son of legendary American sports pioneer and Chiefs Founder Lamar Hunt, Clark Hunt has built upon his father's legacy by ensuring the Chiefs organization remains focused on its core mission: Honor Tradition, Unite Our Community, Win with Character and Inspire Our Fans.

This commitment included a \$125 million contribution from the Hunt family as part of the \$375 million renovation of Arrowhead Stadium which was completed in 2010, as well as upgraded stadium technology, new seats, and additional stadium infrastructure measures. This commitment to the community extends beyond the field, with more than 50 pieces of art on display as part of the Arrowhead Art Collection, which combines two pieces of the cultural fabric of Kansas City – sports and the arts.

Hunt and his family steward a number of initiatives that were established under Lamar and have continued to grow over the years. The Chiefs Charity Game has raised more than \$14.7 million dollars for multiple youth-focused charities since its inception in 1985. Red Friday, the club's annual city-wide season kickoff raised \$1 million from flag sales in 2020 alone for the Ronald McDonald House Charities of Kansas City. The team's Kickoff Luncheon serves as a way to welcome the players and coaches back to Kansas City with fans and members of the business community. Finally, the Hunt Family Foundation, a 501(c)(3) nonprofit organization which was established in 1983 as the Chiefs Children's Fund, prioritizes youth-based charities, hunger relief, health and wellness, as well as children and families in crisis through philanthropy, programming, and volunteerism.

HUNT'S NFL RECORD AS CHAIRMAN AND CEO

Year	Reg. Season	Pct.	Playoffs	Overall	Result
2010	10-6	.625	0-1	10-7	1st in AFC West; Reached Wild Card Playoffs
2011	7-9	.438	0-0	7-9	4th in AFC West
2012	2-14	.125	0-0	2-14	4th in AFC West
2013	11-5	.688	0-1	11-6	2nd in AFC West; Reached Wild Card Playoffs
2014	9-7	.563	0-0	9-7	2nd in AFC West
2015	11-5	.688	1-1	12-6	2nd in AFC West; Reached Divisional Playoffs
2016	12-4	.750	0-1	12-5	1st in AFC West; Reached Divisional Playoffs
2017	10-6	.625	0-1	10-7	1st in AFC West; Reached Wild Card Playoffs
2018	12-4	.750	1-1	13-5	1st in AFC West; Reached AFC Championship Game
2019	12-4	.750	3-0	15-4	1st in AFC West; Super Bowl LIV Champions
2020	14-2	.875	2-1	16-3	1st in AFC West; AFC Champions - Reached Super Bowl LV
2021	9-4	.692	0-0	9-4	TBD
TOTALS	119-70	.630	7-7	126-77	8 Playoff Appearances, 6 Div. Titles, 2 AFC Titles, 1 SB

CHIEFS QUARTERBACK PATRICK MAHOMES



MAHOMES STARTS HOT

Chiefs QB Patrick Mahomes earned the NFL's MVP award in 2018. His 50 TD passes in 2018 tied for the second-best mark in NFL history.

MOST TD PASSES SINGLE SEASON

Rk.	Name	Team	TDS	Year
1.	Peyton Manning	DEN	55	2013
2t.	Patrick Mahomes	KC	50	2018
	Tom Brady	NE	50	2007
4.	Peyton Manning	IND	49	2004

MAHOMES IN CHIEFS RECORD BOOK

Chiefs QB Patrick Mahomes has already cracked into the Chiefs record books with only 59 games under his belt. Below is a look at different categories where Mahomes cemented his name in Chiefs history.

CHIEFS RECORD FOR MOST TD PASSES IN SINGLE GAME

Rk.	Name	TDS	Opp.	Date
1t.	Patrick Mahomes	6	at PIT	Sept. 16, 2018
	Patrick Mahomes	6	at LAR	Nov. 19, 2018
	Len Dawson	6	DEN	Nov. 1, 1964

CHIEFS RECORD FOR TD PASSES IN A SEASON

Rk.	Name	Year	Comp.	Yds.	TD
1.	Patrick Mahomes	2018	66.0%	5,097	50
2.	Patrick Mahomes	2020	66.3%	4,740	38
3.	Len Dawson	1964	56.2%	2,879	30

CHIEFS RECORD FOR HIGHEST PASSER RATING IN SINGLE GAME

Rk.	Name	Rtg.	Opp.	Date
1.	Alex Smith	158.3	at OAK	Dec. 15, 2013
2.	Steve Bono	156.6	at SEA	Sept. 3, 1995
3.	Patrick Mahomes	154.8	at PIT	Sept. 16, 2018

MAHOMES AMONG 2018-21 PASSING LEADERS

2018-21 PASSING YARDS

Rk.	Name	Team	Yards
1.	Patrick Mahomes	KC	17,510
2.	Tom Brady	NE/TB	17,179
3.	Matt Ryan	ATL	17,075
4.	Derek Carr	LV	16,132
5.	Jared Goff	LAR/DET	16,069

2018-21 PASSING TOUCHDOWNS

Rk.	Name	Team	TDS
1.	Patrick Mahomes	KC	141
2.	Tom Brady	NE/TB	129
3.	Aaron Rodgers	GB	126
4.	Russell Wilson	SEA	122
5.	Kirk Cousins	MIN	118

2018-21 TOUCHDOWN-TO-INTERCEPTION DIFFERENTIAL

Rk.	Name	Team	TDS	INTS	Diff.
1.	Aaron Rodgers	GB	126	15	+111
2.	Patrick Mahomes	KC	141	35	+106
3.	Russell Wilson	SEA	122	29	+93
4.	Tom Brady	NE/TB	129	41	+88
5.	Kirk Cousins	MIN	118	34	+84

2018-21 PASSER RATING

Rk.	Name	Team	Rating
1.	Drew Brees	NO	113.0
2.	Russell Wilson	SEA	106.6
3.	Patrick Mahomes	KC	106.0
4.	Aaron Rodgers	GB	105.2
5.	Deshaun Watson	HOU	104.7

2018-21 YARDS PER ATTEMPT (MIN. 450 ATTEMPTS)

Rk.	Name	Team	Y/A
1.	Deshaun Watson	HOU	8.32
2.	Jimmy Garoppolo	SF	8.27
3.	Patrick Mahomes	KC	8.13
4.	Philip Rivers	LAC/IND	7.97
5.	Jameis Winston	TB/NO	7.95

2018-21 YARDS PER COMPLETION (MIN. 450 ATTEMPTS)

Rk.	Name	Team	Y/C
1.	Jameis Winston	TB/NO	12.87
2.	Patrick Mahomes	KC	12.32
3.	Jimmy Garoppolo	SF	12.29
4.	Nick Mullens	SF	12.18
5.	Jalen Hurts	PHI	12.14

2018-21 TD PERCENTAGE (MIN. 450 ATTEMPTS)

Rk.	Name	Team	TD %
1.	Russell Wilson	SEA	6.8
2.	Drew Brees	NO	6.6
3.	Patrick Mahomes	KC	6.5
4.	Lamar Jackson	BAL	6.3
5.	Andrew Luck	IND	6.1

2018-21 PASS PLAYS OF 25+ YARDS

Rk.	Name	Team	25+ Yard Comp.
1.	Patrick Mahomes	KC	148
2t.	Tom Brady	NE/TB	138
	Aaron Rodgers	GB	138
4.	Derek Carr	LV	129
5.	Russell Wilson	SEA	125

2018-21 PASSING FIRST DOWNS

Rk.	Name	Team	First Downs
1.	Matt Ryan	ATL	865
2.	Patrick Mahomes	KC	845
3.	Tom Brady	NE/TB	839
4.	Jared Goff	LAR/DET	785
5.	Aaron Rodgers	GB	764

2018-21 REDZONE PASSING TDs (ACTIVE)

Rk.	Name	Team	RZ TDs
1t.	Patrick Mahomes	KC	87
	Russell Wilson	SEA	87
	Aaron Rodgers	GB	87
4.	Kirk Cousins	MIN	80
5.	Matt Ryan	ATL	77

BY THE NUMBERS - PATRICK MAHOMES VS. THE NFL - REGULAR SEASON

Chiefs quarterback Patrick Mahomes is in his fifth NFL season and fourth as the team's full-time signal-caller. Mahomes led the Chiefs to a 12-4 record in both 2018 and 2019, as well as a 14-2 record and the top seed in the AFC in 2020. Mahomes had 5,097 yards through the air in the 2018 season, the most in a season in franchise history, and his 50 passing touchdowns are tied for the second most all-time in a single season in NFL history. In 59 career regular season starts, Mahomes has accumulated 17,794 career passing yards and 141 career passing TDs (Below are regular season totals).

AFC West								
Team	G	Att.	Comp.	Yds.	TD	Int.	Pct.	Rtg.
Broncos	8	251	166	2,009	10	4	66.1	97.1
Chargers	6	209	128	1,417	13	4	61.2	94.1
Chiefs	0	0	0	0	0	0	0	0
Raiders	8	297	193	2,546	22	3	64.9	112.4
Total	22	757	487	5,972	45	11	64.1	101.2

AFC East								
Team	G	Att.	Comp.	Yds.	TD	Int.	Pct.	Rtg.
Bills	2	80	54	497	4	2	67.5	90.5
Dolphins	1	34	24	393	2	3	70.6	91.9
Jets	1	42	31	416	5	0	73.8	144.4
Patriots	3	105	68	871	7	3	64.8	100.9
Total	7	261	177	2,177	18	8	69.2	106.9

AFC North								
Team	G	Att.	Comp.	Yds.	TD	Int.	Pct.	Rtg.
Bengals	1	39	28	358	4	1	71.8	123.7
Browns	2	68	50	712	6	1	73.5	130.3
Ravens	4	163	117	1,479	12	2	71.7	119.1
Steelers	1	28	23	326	6	0	82.1	154.8
Total	8	298	218	2,875	28	4	74.7	131.9

AFC South								
Team	G	Att.	Comp.	Yds.	TD	Int.	Pct.	Rtg.
Colts	1	39	22	321	1	0	56.4	91.9
Jaguars	2	71	47	691	3	2	66.2	100.1
Texans	2	67	43	484	6	1	64.2	109.3
Titans	2	85	56	652	3	1	67.5	95.8
Total	7	262	168	2,148	13	4	63.6	99.3

AFC Total								
	G	Att.	Comp.	Yds.	TD	Int.	Pct.	Rtg.
Total	44	1,578	1,050	13,172	104	27	67.9	109.8

NFC East								
Team	G	Att.	Comp.	Yds.	TD	Int.	Pct.	Rtg.
Cowboys	1	37	23	260	0	1	62.1	71.9
Eagles	1	30	24	278	5	1	80.0	130.9
Giants	1	48	29	275	1	1	60.4	74.6
Washington FB Team	1	47	32	397	2	2	68.1	90.5
Total	4	162	108	1,210	8	5	67.7	91.9

NFC North								
Team	G	Att.	Comp.	Yds.	TD	Int.	Pct.	Rtg.
Bears	1	33	23	251	2	0	69.7	112.1
Lions	1	42	24	315	0	0	57.1	81.0
Packers	1	37	20	166	1	0	54.1	74.8
Vikings	0	0	0	0	0	0	0	0
Total	3	112	67	732	3	0	60.3	89.3

NFC South								
Team	G	Att.	Comp.	Yds.	TD	Int.	Pct.	Rtg.
Buccaneers	1	49	37	462	3	0	75.5	124.7
Falcons	1	44	24	278	2	1	54.5	79.5
Panthers	1	45	30	372	4	0	66.7	121.7
Saints	1	47	26	254	3	0	55.3	92.0
Total	4	185	117	1,366	12	1	63.2	104.9

NFC West								
Team	G	Att.	Comp.	Yds.	TD	Int.	Pct.	Rtg.
49ers	1	38	24	314	3	0	63.2	115.5
Cardinals	1	28	21	249	2	0	75.0	125.4
Rams	1	46	33	478	6	3	71.7	117.6
Seahawks	1	40	23	273	3	0	57.5	103.4
Total	4	152	101	1,314	14	3	66.4	115.9

NFC Total								
	G	Att.	Comp.	Yds.	TD	Int.	Pct.	Rtg.
Total	15	611	393	4,622	37	9	64.4	100.5

QUARTERBACK PATRICK MAHOMES - NFL MVP SEASON (2018)

In his first season as the team's starting QB, Patrick Mahomes left his mark in both NFL and Chiefs record books each week. Below is a list of milestones he reached throughout the 2018 season.

Week 1 at Los Angeles Chargers (W. 38-28)

- 15 of 27 (55.6%) for 256 yards, 4 TD, 127.5 QB rating
- Earned AFC Offensive Player of the Week

Week 2 at Pittsburgh Steelers (W. 42-37)

- 23 of 28 (82.1%) for 326 yards, 6 TD, 154.8 QB rating
- Chiefs Record: 6 TD passes in a single game
- Tied QB Len Dawson's record set in 1964
- Chiefs Record: 10 TD passes in first 2 games of season
- Passed QB Len Dawson's record of 7 TDs set in 1963
- NFL Record: 10 TD passes in first 2 games of season
- Passed QBs Peyton Manning (2013), Drew Brees (2009) Charley Johnson (1965) who all had 9
- Youngest player in NFL History to pass for 6 TDs
- AFC Offensive Player of the Week

Week 3 vs. San Francisco 49ers (W. 38-27)

- 24 of 38 (63.2%) for 314 yards, 3 TD, 115.5 QB rating
- NFL Record: 13 TD passes through first 3 weeks of season
- Passed QB Tom Brady's 12 TD mark set in 2013

Week 4 at Denver Broncos (W. 27-23)

- 28 of 45 (62.2%) for 304 yards, 1 TD, 89.5 QB rating
- Chiefs Record: 1,200 passing yards through Week 4
- Passed Alex Smith's mark of 1,110 passing yards set in 2015
- AFC Offensive Player of the Month

Week 5 vs. Jacksonville Jaguars (W. 30-14)

- 22 of 38 (57.9%) for 313 yards, 0 TD, 62.7 QB rating
- Chiefs Record: 1,513 passing yards through Week 5
- Passed Alex Smith's mark of 1,391 passing yards set in 2015

Week 6 at New England Patriots (L. 43-40)

- 23 of 36 (63.9%) 352 yards, 4 TD, 110.0 QB rating
- Chiefs Record: 5 consecutive games with 300+ passing yards
- Passed QBs Trent Green (2004) and Bill Kenney's (1983) mark of four consecutive games of 300+ passing yards
- Chiefs Record: 1,865 passing yards through Week 6
- Passed Alex Smith's mark of 1,637 passing yards set in 2017

Week 7 vs. Cincinnati Bengals (W. 45-10)

- 28 of 39 (71.8%) for 358 yards, 4 TD, 123.7 QB rating
- NFL Record: 22 passing TDs through first 8 career games.
- Passed QB Kurt Warner's mark of 21 TDs (1998-99)
- Chiefs Record: 6 consecutive games with 300+ passing yards
- Passed Trent Green's mark of 4 consecutive games (2004)
- Chiefs Record: 2,223 passing yards through Week 7
- Passed Alex Smith's mark of 1,979 passing yards set in 2017
- FedEx Air NFL Player of the Week

Week 8 vs. Denver Broncos (W. 30-23)

- 24 of 34 (70.6%) for 303 yards, 4 TD, 125.0 QB rating
- NFL Record: 26 TD through first 9 career games
- Passed QB Kurt Warner's mark of 24 TDs (1998-99)
- NFL Record: 2,810 passing yards through first 9 career games
- Passed Andrew Luck's mark of 2,631 passing yards (2012)
- Chiefs Record: 7 consecutive games with 300+ passing yards
- Extends his franchise record
- FedEx Air NFL Player of the Week

Week 9 at Cleveland Browns (W. 37-21)

- 23 of 32 (71.9%) for 375 yards, 3 TD, 129.0 QB rating
- NFL Record: 29 TD through first 10 career games
- Passed QB Kurt Warner's mark of 24 TDs (1998-99).
- NFL Record: 3,185 passing yards through first 10 career games
- Passed Andrew Luck's mark of 2,965 passing yards (2012)
- Chiefs Record: 8 consecutive games with 300+ passing yards

Week 10 vs. Arizona Cardinals (W. 26-14)

- 21 of 28 (75.0%) for 249 yards, 2 TD, 125.4 QB rating
- NFL Record: 31 TD through first 11 career games
- Passed QB Kurt Warner's mark of 27 TDs (1998-99)
- NFL Record: 3,434 passing yards through first 11 career games
- Passed QB Andrew Luck's mark of 3,205 passing yards (2012)
- Chiefs Record: 31 TD passes in single season
- Passed QB L. Dawson's single-season record 30 TD passes (1964)

Week 11 at Los Angeles Rams (L. 54-51)

- 33 of 46 (71.7%) for 478 yards, 6 TD, 117.6 QB rating
- Chiefs Record: 9 games in single season with 300+ passing yards
- Passed QB Trent Green's mark of 8 games in 2004
- Chiefs Record: 6 TD passes in single game
- Tied his own franchise record set at Pittsburgh (9/16/18)
- Chiefs Record: 37 TD passes in single season
- Extends franchise record

Week 13 at Oakland Raiders (W. 40-33)

- 23 of 38 (60.5%) for 295 yards, 4 TD, 120.0 QB rating
- NFL Record: Fastest player to 4,000 passing yds (4,207 in 13 games)
- Chiefs Record: 10 games of 100.0+ passer rating in single season
- Tied QB Steve DeBerg's mark set in 1990
- Chiefs Record: 41 TD passes in single season
- Extends franchise record

Week 14 vs. Baltimore Ravens (W. 27-24)

- 35 of 53 (66.0%) for 377 yards, 2 TD, 91.5 QB rating
- Chiefs Record: 43 TD passes in single season
- Extends franchise record
- Chiefs Record: 10 games in a single season with 300+ passing yds.
- Extends franchise record

Week 15 vs. Los Angeles Chargers (L. 29-28)

- 24 of 34 (70.6%) for 243 yards, 2 TD, 110.3 rating
- Chiefs Record: 45 TD passes in single season
- Extends franchise record
- Chiefs Record: 11 games of 100.0+ passer rating in single season
- Passed QB Steve DeBerg's mark of 10 set in 1990

Week 16 at Seattle Seahawks (L. 38-31)

- 23 of 40 (57.5%) for 273 yards, 3 TD, 103.4 rating
- Chiefs Record: 48 TD passes in single season
- Extends franchise record
- Chiefs Record: 12 games of 100.0+ passer rating in single season
- Extends franchise record
- Chiefs Record: 4,816 passing yards in single season
- Passed QB Trent Green's mark of 4,591 yards set in 2004
- NFL Record: 31 TDs in road games in single season
- Passed QB Tom Brady's mark of 29 set in 2007

Week 17 vs. Oakland Raiders (W. 35-3)

- 14 of 24 (58.3%) for 281 yards, 2 TD, 109.9 rating
- Chiefs Record: 50 TD passes in single season
- Extends franchise record
- Chiefs Record: 13 games of 100.0+ passer rating in single season
- Extends franchise record
- Chiefs Record: 5,097 passing yards in single season
- Extends franchise record
- Chiefs Record: 383 passes completed in a single season
- Passed QB Trent Green's mark of 369 set in 2004

AFC Divisional Playoffs vs. Indianapolis Colts (W. 31-13)

- 27 of 41 (65.9%) for 278 yards, 1 Rushing TD, 85.2 rating
- Led Chiefs to first home playoff win since 1993 season.
- Helped advance Chiefs to first home AFC Championship appearance.

AFC Championship Game vs. New England Patriots (L. 31-37)

- 16 of 31 (51.6%) for 295 yards, 3 TDs, 117.0 rating
- Fourth-most passing yards in postseason game in team history
- Second-most TD passes in a single postseason game in club history

QUARTERBACK PATRICK MAHOMES - SUPER BOWL MVP SEASON (2019)

In his second season as the Chiefs full-time signal-caller, QB Patrick Mahomes continued his trend of performing at a high level. Below is a game-by-game breakdown of the accolades that Mahomes reached on his path to a Super Bowl title.

Week 1 at Jacksonville Jaguars (W, 40-26)

- Completed 25-of-33 passes (75.8%) for 378 yards, three TDs and a 143.2 passer rating, along with zero INTs.
- 211 first-half passing yards were most in NFL since QB Peyton Manning in 2004.
- Passed Pro Football HOF QB Kurt Warner for most passing yards in first 20 career games (5,759).

Week 2 at Oakland Raiders (W, 28-10)

- Completed 30-of-44 passes (68.2%) for 443 yards, four TDs and a 131.2 passer rating, along with zero INTs.
- 278 passing yards (NFL record) and four passing TDs in the second quarter broke a franchise mark.
- Guided offense to record-breaking 20th straight 26-point output.
- 821 passing yards from Week 1 to Week 2 set the franchise record for most passing yards in the first two weeks to being a season, also ranking fifth all-time in NFL history in the same category.
- Named AFC Offensive Player of the Week.
- Named FedEx Air & Ground's "Air" Player of the Week.

Week 3 vs. Baltimore Ravens (W, 33-28)

- Completed 27-of-37 passes (73.0%) for 374 yards, three TDs and a 132.0 passer rating, along with zero INTs.
- Passed Pro Football HOF QB Kurt Warner for most 300-yard passing games in a QB's first 20 career games in the Super Bowl era (13).
- 1,195 passing yards ranks through the first three games fourth all-time in NFL history.
- Named FedEx Air & Ground's "Air" Player of the Week for second consecutive week.

Week 4 at Detroit Lions (W, 34-30)

- Completed 24-of-42 (57.1%) for 315 yards and zero INTs.
- Ranked third in NFL history with 1,510 passing yards through the first four games.
- Threw for at least 300 yards in 14th career game, the third most in franchise history.
- Became just the fourth QB in NFL history to throw for at least 300 yards in each of the first four games to begin a season.
- Named AFC Offensive Player of the Month (September).

Week 5 vs. Indianapolis Colts (L, 13-19)

- Completed 22-of-39 (56.4%) for 321 yards, one TD and zero INTs.
- Broke the NFL record for most passing yards without throwing an INT to being a season (Peyton Manning, 2013; 1,744).
- Recorded 300-plus passing yards for 15th career time, tying the franchise record for the second-most career 300-yard passing games in club history (Bill Kenney).

Week 6 vs. Houston Texans (L, 24-31)

- Completed 19-of-35 (54.3%) for 273 yards, three TDs and one INT.
- Recorded his 14th career outing of throwing for at least three TDs, ranking third in team history for most games with three or more TD passes.
- Threw first INT of the season in the second quarter after accumulating 1,896 passing yards on the season, advancing his NFL-record to 2,027 passing yards thrown without an INT to begin a season.

Week 7 at Denver Broncos (W, 30-6)

- Completed 10-of-19 (52.6%) for 117 yards, one TD and zero INTs.
- Surpassed 7,500 career passing yards, setting a new NFL record (24 games).

Week 10 at Tennessee Titans (L, 32-35)

- Completed 36-of-50 (72.0%) for 446 yards, three TDs and zero INTs.
- With a passer rating of 119.2, accumulated his fifth outing with at least a 115.0 passer rating this season, marking just the fourth time

that a QB in their first three seasons has been able to do so in a team's first 10 games to begin a season.

- Marked his 16th career 300-yard passing performance, the second most in franchise history and third-most in NFL history in a QB's first three seasons.

Week 11 at Los Angeles Chargers (W, 24-17)

- Completed 19-of-32 (59.4%) for 182 yards and one TD.
- Rushed for a career-high 59 yards, tallying three rushing first downs.

Week 13 vs. Oakland Raiders (W, 40-9)

- Completed 15-of-29 passes (51.7%) for 175 yards and one TD.
- Rushed for at least 25 yards in second consecutive game, recording his first rushing TD of the season on a 13-yard carry.

Week 14 at New England Patriots (W, 23-16)

- Completed 26-of-40 passes (65.0%) for 283 yards with one TD and one INT.
- Became the first starting QB under the age of 25 to beat the Patriots in Foxborough, Mass., since 2011 (Jets QB Mark Sanchez).

Week 15 vs. Denver Broncos (W, 23-3)

- Completed 27-of-34 passes (88.9%) for 340 yards with two TDs and one INT.
- Tied Kurt Warner's record for second-most 300-yard passing games in a QB's first three NFL seasons (17 games).
- Recorded second-highest pass-completion percentage outing of career (79.4%).

Week 16 at Chicago Bears (W, 26-3)

- Completed 23-of-33 passes (69.7%) for 251 yards with two passing TDs and zero INTs.
- Became the fastest QB in NFL history to throw for 9,000 career passing yards and 75 career passing TDs (30th career game).
- Tied a single-season career-best with second rushing TD of the year.

Week 17 vs. Los Angeles Chargers (W, 31-21)

- Completed 16-of-25 passes (64.0%) for 174 yards, one passing TD and one INT.
- Added 21 rushing yards, taking his season total to 218 rushing yards.
- Guided the Chiefs offense to over 30 points scored for the unit's seventh time this season, helping secure the No. 2 seed in the AFC Playoffs.

AFC Divisional Round vs. Houston Texans (W, 51-31)

- Completed 23-of-35 passes (65.7%) for 321 yards and a franchise-record five TD passes.
- Guided the Chiefs to the franchise's largest comeback (24 pts)
- Recorded a 134.6 passer rating, becoming the first QB since Nick Foles (2017) to record a passer rating of over 134.5 in the postseason.
- His five TD passes were the most by a QB since Ben Roethlisberger recorded five TD throws in the 2017 postseason.

AFC Championship vs. Tennessee Titans (W, 35-24)

- Completed 23-of-35 passes (65.7%) for 294 yards, three passing TDs and zero INTs.
- Finished the game with a passer rating of 120.4, his second-highest single-game passer rating in a playoff game.
- Broke the franchise record for most career passing TDs in the postseason (11).
- Rushed for a team-best 53 yards with a postseason career-long TD rush of 27 yards.

Super Bowl LIV vs. San Francisco 49ers (W, 31-20)

- Completed 26-of-42 passes (61.9%) for 286 yards, two passing TDs and two INTs.
- Earned the Super Bowl LIV MVP Award after leading the Chiefs to 21 unanswered points in the game's final quarter.
- Rushed for a one-yard TD in the first quarter.

QUARTERBACK PATRICK MAHOMES 2020 ACCOLADES

In his third season as the team's starting QB, Patrick Mahomes continues to leave his mark in both NFL and Chiefs record books each week. Below is a list of milestones he's reached throughout the 2020 season.

Week 1 vs. Houston Texans (W, 34-20)

- 24 of 32 (75.0%) for 211 yards, 3 TD, 123.3 QB rating.
- Ties NFL record 25 wins in first 32 games (Dan Marino, Kurt Warner).
- Earned AFC Offensive Player of the Week.

Week 2 at Los Angeles Chargers (W, 23-20)

- 27 of 47 (57.4%) for 302 yards, 2 TD, 90.9 QB rating.
- NFL record 13 games since 2018 with 3+ players with a receiving TD.

Week 3 at Baltimore Ravens (W, 34-20)

- 31 of 42 (73.8%) for 385 yards, 4 TD, 133.5 QB rating.
- NFL record fastest QB to pass for 10,000 yards (34 games).
- Earned AFC Offensive Player of the Week.

Week 4 vs. New England Patriots (W, 26-10)

- 19 of 29 (65.5%) for 236 yards, 2TD, 113.6 QB rating.

Week 5 vs. Las Vegas Raiders (L, 40-32)

- 22 of 43 (51.2%) for 340 yards, 2 TD, 83.5 QB rating.

Week 6 at Buffalo Bills (W, 26-17)

- 21 of 26 (80.8%) for 225 yards, 2 TD, 128.4 QB rating.
- NFL record fastest QB to pass for 90-career touchdowns (37 games).
- Set Chiefs record with 16 consecutive games with a passing TD.

Week 7 at Denver Broncos (W, 43-16)

- 15 of 23 (65.2%) for 200 yards, 1 TD, 107.2 QB rating.
- Extended Chiefs record to 17 consecutive games with a passing TD.

Week 8 vs. New York Jets (W, 35-9)

- 31 of 42 (73.8%) for 416 yards, 5 TD, 144.4 QB rating.
- Extended Chiefs record to 18 consecutive games with a passing TD.
- Chiefs record 10 career games with 4+ passing TDs.
- NFL record 3+ passing TDs and 0 INTs in a half 10 times since 2018, twice as many as the QBs with the next-most (Aaron Rodgers and Tom Brady) (According to NFL Research).
- Earned AFC Offensive Player of the Week.
- Earned FedEx Air Player of the Week.

Week 9 vs. Carolina Panthers (W, 33-31)

- 30 of 45 (66.7%) for 372 yards, 4 TD, 144.4 QB rating.
- NFL Record fastest quarterback to reach 100-career TD passes - 101 TDs in 40 games.
- Extended Chiefs record to 19 consecutive games with a passing TD.
- Chiefs Record 11 games with 4+ passing TDs.
- Ties NFL record 350+ passing yards, 4+ passing TDs and 0 INTs in back-to-back games (joins QB Tom Brady as the only players to accomplish this in back-to-back weeks in a single season since at least 1950 (According to CBS Sports).

Week 11 at Las Vegas Raiders (W, 35-31)

- 34 of 45 (75.6%) for 348 yards, 2 TD, 1 INT, 102.8 QB rating.
- Extended Chiefs record to 20 consecutive games with a passing TD.

Week 12 at Tampa Bay Buccaneers (W, 27-24)

- 37 of 49 (75.5%) for 462 yards, 3 TD, 124.7 QB rating.
- Extended Chiefs record to 21 consecutive games with a passing TD.
- First player in NFL history with at least 30 completions and 300 passing yards in four consecutive games (NFL Research).
- Joins Dan Marino (six games) as only players with five career games with at least 400 passing yards and three touchdowns, in their first four seasons in NFL history.
- Tied Chiefs record 24 career games with 300+ passing yards.
- Earned FedEx Air Player of the Week.
- Earned NFL Offensive Player of the Month - November.

Week 13 vs. Denver Broncos (W, 22-16)

- 25 of 40 (62.5%) for 318 yards, 1 TD, 95.6 QB rating.
- Extended Chiefs record to 22 consecutive games with a passing TD.
- Chiefs record 25 career games with 300+ passing yards.

Week 14 at Miami Dolphins (W, 33-27)

- 24 of 34 (70.6%) for 393 Yards, 2 TD, 3 INT, 91.9 QB rating.
- Extended Chiefs record to 23 consecutive games with a passing TD.
- Extends Chiefs record 26 career games with 300+ passing yards.
- Tied NFL record (PFHOF QB Kurt Warner) 26 career 300-yard games for the most games of at least 300 passing yards a player's first four seasons in league annals.
- Chiefs record 26 career 300-yard games.
- According to NFL Communications, six-straight 315+ passing yards game, tied with QBs Drew Brees (2012-13) and Rich Gannon (2002) for the longest streak in NFL history.

Week 15 at New Orleans Saints (W, 32-29)

- 26 of 47 (55.3%) for 254 Yards, 3 TD, 0 INT, 92.0 QB rating.
- Extended Chiefs record to 24 consecutive games with a passing TD.
- Voted to the 2021 Pro Bowl.

Week 16 vs. Atlanta Falcons (W, 17-14)

- 24 of 44 (54.5%) for 278 Yards, 2 TD, 1 INT, 79.5 QB rating.
- Extended Chiefs record to 25 consecutive games with a passing TD.

Week 17 vs. Los Angeles Chargers (L, 38-21)

- Inactive (No. 1 Seed Clinched in AFC)

AFC Divisional vs. Cleveland Browns (W, 22-17)

- 21 of 30 (70.0%) for 255 Yards, 1 TD, 0 INT, 106.9 QB rating.
- Chiefs postseason record for most passing yards (1,729) in a career.
- KC postseason record for most passes attempted (214) in a career.
- KC postseason record for most completed passes (136) in a career.
- Chiefs postseason record for most TD passes (14) in a career.

AFC Championship vs. Buffalo Bills (W, 38-24)

- 29 of 38 (76.3%) for 325 Yards, 3 TD, 0 INT, 127.6 QB rating.
- NFL Record: youngest quarterback to start in three-consecutive conference championship games (25 years old), and the only quarter back to accomplish the feat prior to his 26th birthday. Also the first quarterback to do so in his first four seasons in the league.
- NFL postseason record for most TD passes (17) in first four seasons.
- Extends Chiefs postseason record for most passing yards (2,054) in a career.
- Extends KC postseason record for most passes attempted (252) in a career.
- Extends KC postseason record for most completed passes (165) in a career.
- Extends Chiefs postseason record for most TD passes (17) in a career.

Super Bowl LV at Tampa Bay Buccaneers (L, 31-9)

- 26 of 49 (53.1%) for 270 yards, 0 TD, 2 INT, 52.3 QB rating.
- Helped Chiefs earn back-to-back Super Bowl trips.
- Three AFC Championship appearances in three years starting.



A HOT START FOR THE YOUNG QUARTERBACK

With 59 games under his belt as a starting quarterback in the National Football League, Chiefs Quarterback Patrick Mahomes has performed at a record-setting pace thus far. The below chart compares Mahomes' first 59 games of his career to some of the game's greatest quarterbacks in their first 59 starts.

Listed are Pro Football HOF QBs Brett Favre, Kurt Warner, Dan Marino, John Elway, Joe Montana, Joe Namath, Troy Aikman, Jim Kelly, Steve Young, Johnny Unitas and Peyton Manning, along with modern-era QBs Tom Brady, Drew Brees and Aaron Rodgers. Among the group, there are 11 Pro Football Hall of Famers, 12 NFL MVP Award winners, 12 Super Bowl champions and 10 Super Bowl MVPs.

PASSING YARDS (THROUGH FIRST 59 STARTS)

Name	Team	Yards
Patrick Mahomes	KC	17,794
Dan Marino*	MIA	16,356
Kurt Warner*	STL	16,299
Aaron Rodgers	GB	16,238
Peyton Manning*	IND	15,306
Joe Namath*	NYJ	14,296
Joe Montana*	SF	13,996
Brett Favre*	ATL/GB	13,854
Jim Kelly*	BUF	13,324
Tom Brady	NE	13,212
Johnny Unitas*	BAL	12,949
John Elway*	DEN	12,360
Drew Brees	SD	12,297
Troy Aikman*	DAL	11,934
Steve Young*	TB/SF	11,788

PASSING TOUCHDOWNS (THROUGH FIRST 59 STARTS)

Name	Team	TDs
Dan Marino*	MIA	145
Patrick Mahomes	KC	141
Aaron Rodgers	GB	123
Johnny Unitas*	BAL	111
Kurt Warner*	STL	108
Peyton Manning*	IND	105
Brett Favre*	ATL/GB	100
Joe Montana*	SF	91
Tom Brady	NE	90
Joe Namath*	NYJ	85
Jim Kelly*	BUF	82
Drew Brees	SD	80
Steve Young*	TB/SF	71
John Elway*	DEN	71
Troy Aikman*	DAL	58



PASS COMPLETIONS (THROUGH FIRST 59 STARTS)

Name	Team	Comp.
Patrick Mahomes	KC	1,443
Aaron Rodgers	GB	1,291
Kurt Warner*	STL	1,280
Dan Marino*	MIA	1,268
Brett Favre*	ATL/GB	1,268
Peyton Manning*	IND	1,259
Joe Montana*	SF	1,199
Tom Brady	NE	1,176
Drew Brees	SD	1,126
Jim Kelly*	BUF	1,074
Troy Aikman*	DAL	1,025
John Elway*	DEN	1,008
Joe Namath*	NYJ	937
Steve Young*	TB/SF	920
Johnny Unitas*	BAL	866

PASSER RATING (THROUGH FIRST 59 STARTS)

Name	Team	Rating
Patrick Mahomes	KC	105.5
Aaron Rodgers	GB	104.8
Kurt Warner*	STL	96.2
Dan Marino*	MIA	95.3
Joe Montana*	SF	91.6
Steve Young*	TB/SF	88.0
Tom Brady	NE	87.5
Brett Favre*	ATL/GB	86.1
Peyton Manning*	IND	85.6
Drew Brees	SD	84.4
Jim Kelly*	BUF	82.9
Johnny Unitas*	BAL	81.1
Troy Aikman*	DAL	78.7
John Elway*	DEN	72.4
Joe Namath*	NYJ	69.1

INTERCEPTIONS (THROUGH FIRST 59 STARTS)

Name	Team	INTs
Patrick Mahomes	KC	36
Aaron Rodgers	GB	36
Steve Young*	TB/SF	47
Tom Brady	NE	47
Joe Montana*	SF	49
Drew Brees	SD	54
Troy Aikman*	DAL	62
Brett Favre*	ATL/GB	63
Jim Kelly*	BUF	64
Dan Marino*	MIA	68
Kurt Warner*	STL	69
John Elway*	DEN	70
Peyton Manning*	IND	75
Johnny Unitas*	BAL	84
Joe Namath*	NYJ	99

* Denotes Pro Football Hall of Famer

COMEBACK KINGDOM

QB Patrick Mahomes led his team to an NFL-QB record seven straight come-from-behind wins after being down by at least 10 points from 2019-20. He has a total of nine such comeback victories in his career.

Date	Team	Deficit	Final Score
9/12/21	vs. CLE	3-15 (12)	33-29
12/13/20	at MIA	0-10 (10)	33-27
9/20/20	at LAC	6-17 (11)	23-20 OT
2/2/20*	vs. SF	10-20 (10)	31-20
1/19/20*	vs. TEN	7-17 (10)	35-24
1/12/20*	vs. HOU	0-24 (24)	51-31
9/15/19	at OAK	0-10 (10)	28-10
9/29/19	at DET	0-10 (10)	34-30
10/1/18	at DEN	13-23 (10)	27-23

Mahomes also owns six wins in games his team enters the fourth quarter either trailing or tied.

Date	Team	Deficit Entering Q4	Final Score
9/12/21	vs. CLE	20-22 (2)	33-29
9/20/20	at LAC	9-17 (8)	23-20 OT
2/2/20*	vs. SF	10-20 (10)	31-20
9/29/19	at DET	20-23 (3)	34-30
12/9/18	vs. BAL	17-17 (0)	27-24 OT
10/1/18	at DEN	13-20 (7)	27-23

MISC. OFFENSIVE NOTES

KELCE LOGS NFL RECORD

Chiefs TE Travis Kelce recorded 105 receptions for 1,416 yards in 2020, which stands as the NFL record for single-season receiving yards by a tight end. Kelce's 1,336 receiving yards in 2018 rank as the third-most in a single season by a tight end in league history.

NFL RECORD BOOK: SINGLE-SEASON RECEIVING YARDS, TIGHT END

Rk.	Tm.	Name	Year	Rec.	Yards	Avg.
1.	KC	Travis Kelce	2020	105	1,416	13.5
2.	SF	George Kittle	2018	88	1,377	15.6
3.	KC	Travis Kelce	2018	103	1,336	13.0
4.	NE	Rob Gronkowski	2011	90	1,327	14.7
5.	NO	Jimmy Graham	2011	99	1,310	13.2



KELCE JOINS THE 8,000 CLUB

With 109 receiving yards in Kansas City's Week 2 game against the Ravens (9/19/21), TE Travis Kelce became just the second pass catcher in franchise history to cross the 8,000-yard plateau for his career, now owning 8,756 career receiving yards. He's had 16 100-yard receiving games since 2018, including three so far in 2021.

CHIEFS RECORD BOOK: MOST RECEIVING YARDS, CAREER

Rk.	Yards	Player	Pos.	Seasons
1.	10,940	Tony Gonzalez	TE	1997-2008
2.	8,756	Travis Kelce	TE	2013-21
3.	7,306	Otis Taylor	WR	1965-75
4.	7,155	Dwayne Bowe	WR	2007-14
5.	6,545	Henry Marshall	WR	1976-87

By reaching the milestone in just 113 games, Kelce became the fastest tight end in NFL history to record 8,000 career receiving yards.

NFL RECORD BOOK: FASTEST TO 8,000 RECEIVING YARDS, TIGHT END

Rk.	Name	Years	Games
1.	Travis Kelce	2013-21	113
2.	Rob Gronkowski	2010-20	120
3.	Antonio Gates	2003-12	137
4.	Jason Witten	2003-12	147

KELCE YARDS AFTER CATCH

Since entering the NFL in 2013, Chiefs TE Travis Kelce ranks first among all tight ends in yards after catch.

Rk.	Pos.	Name	Rec.	Yards	YAC
1.	TE	Travis Kelce	685	8,756	4,130
2.	TE	Rob Gronkowski	417	6,319	2,446
3.	TE	George Kittle	321	4,336	2,407
4.	TE	Jimmy Graham	493	5,799	2,241
5.	TE	Zach Ertz	602	6,546	2,223

KELCE AMONG THE ALL-TIME GREATS

With 124 games played in his career, Chiefs tight end Travis Kelce has already cemented himself in league history and continues to produce at a record-setting pace. The below chart compares the first 124 games of Kelce's career to some of the game's greatest tight ends in their first 124 games.

Listed are all nine TEs enshrined in the Pro Football Hall of Fame -- Dave Casper (1974-84), Mike Ditka (1961-72), Tony Gonzalez (1997-2013), John Mackey (1963-72), Ozzie Newsome (1978-90), Charlie Sanders (1968-77), Shannon Sharpe (1990-2003), Jackie Smith (1963-78) and Kellen Winslow (1979-87) -- along with modern-era TEs Antonio Gates (2003-18), Jason Witten (2003-17, 2019-20) and Rob Gronkowski (2010-18, 2020-present).

RECEPTIONS (THROUGH FIRST 124 GAMES)

Name	Team	Receptions
Travis Kelce	KC	685
Jason Witten	DAL	595
Antonio Gates	SD	554
Rob Gronkowski	NE/TB	548
Tony Gonzalez*	KC	542
Kellen Winslow*^	SD	541
Ozzie Newsome*	CLE	507
Shannon Sharpe*	DEN	470
Mike Ditka*	CHI/PHI/DAL	393
Jackie Smith*	STL	386
Dave Casper*	OAK/HOU	354
Charlie Sanders*	DET	336
John Mackey*	BAL	331

RECEIVING YARDS (THROUGH FIRST 124 GAMES)

Name	Team	Yards
Travis Kelce	KC	8,756
Rob Gronkowski	NE/TB	8,184
Antonio Gates	SD	7,302
Kellen Winslow*^	SD	6,741
Jason Witten	DAL	6,736
Tony Gonzalez*	KC	6,593
Jackie Smith*	STL	6,502
Ozzie Newsome*	CLE	6,323
Shannon Sharpe*	DEN	6,042
Mike Ditka*	CHI/PHI/DAL	5,411
John Mackey*	BAL	5,236
Dave Casper*	OAK/HOU	4,936
Charlie Sanders*	DET	4,817

RECEIVING TOUCHDOWNS (THROUGH FIRST 124 GAMES)

Name	Team	Touchdowns
Rob Gronkowski	NE/TB	82
Antonio Gates	SD	71
Travis Kelce	KC	53
Tony Gonzalez*	KC	52
Dave Casper*	OAK/HOU	50
Kellen Winslow*^	SD	45
Mike Ditka*	CHI/PHI/DAL	41
Ozzie Newsome*	CLE	39
John Mackey*	BAL	38
Shannon Sharpe*	DEN	35
Jason Witten	DAL	33
Jackie Smith*	STL	32
Charlie Sanders*	DET	31

* Denotes Pro Football Hall of Famer
^Only played in 109 games

MISC. OFFENSIVE NOTES

RELIABILITY WITH KELCE

TE Travis Kelce has recorded at least one pass reception in 123-consecutive games played from Week 1 of the 2014 season (9/7/14) through Week 14 of the 2021 season (12/12/21), which is good for the second-longest streak in franchise history.

CHIEFS RECORD BOOK:

MOST CONSECUTIVE GAMES, PASS RECEPTIONS

Rk.	Games	Player	Years
1.	131	Tony Gonzalez	Dec. 4, 2000 – Dec. 28, 2008
2.	123	Travis Kelce	Sept. 7, 2014 – Present
3.	83	Stephone Paige	Nov. 17, 1985 – Sept. 29, 1991

Kelce's 123 consecutive games with a reception ranks fourth among all active NFL players. Kelce's achievement also ranks as the longest consecutive game mark by a TE in the National Football League.

NFL RECORD BOOK:

MOST CONSECUTIVE GAMES, PASS RECEPTION, ACTIVE STREAK

Rk.	Name	Team	Games	Date
1.	Antonio Brown	PIT/TB	142	Oct. 3, 2010 – Present
2.	DeAndre Hopkins	HOU/ARI	135	Sept. 9, 2013 – Present
3.	Julio Jones	ATL/TEN	134	Dec. 4, 2011 – Present
4.	Travis Kelce	KC	123	Sept. 7, 2014 – Present

PUT IT ON THE BOARD

Since 2018, the Chiefs rank first in the NFL in points scored per game (30.2).

NFL LEADERS - POINTS PER GAME (2018-21)

Rk.	Team	Points Per Game
1.	KC	30.2
2.	TB	28.8
3.	NO	28.7
4.	BAL	27.7
5.	LAR	27.2

SCRIMMAGE YARDS PER GAME LEADERS

Over the last four seasons, the Chiefs rank first in the AFC and second in the NFL in scrimmage yards per game.

2018-21 NFL LEADERS - SCRIMMAGE YARDS PER GAME

Rk.	Team	Scrimmage Yards Per Game
1.	TB	414.3
2.	KC	413.7
3.	DAL	404.2
4.	LAR	402.1
5.	BAL	394.7

RACKING UP THE POINTS

Since Andy Reid was named Head Coach in 2013, the Chiefs have had at least four games each season where they've scored 30 or more points. In 2018, the club scored at least 30 points 12 times, which ranked first in franchise history. Kansas City's output of at least 30 points in nine games in 2020 ranked second in club history. The Chiefs have scored over 30 points in six of the first 13 games of the 2021 season.

CHIEFS RECORD BOOK:

MOST 30-POINT GAMES, SEASON

Rk.	Games	Seasons
1.	12	2018
2.	9	2020
3.	8	1966, 2002, 2004
4.	7	1999, 2003, 2019
5.	6	1960, 1967, 2010, 2021

MOVING THE CHAINS

Since 2018, the Chiefs rank first in the league with a total of 1,448 first downs.

2018-21 NFL LEADERS, FIRST DOWNS

Rk.	Team	First Downs
1.	KC	1,448
2.	TB	1,424
3.	BAL	1,390
4.	DAL	1,370

THIRD DOWN MAGIC

Over the last four seasons, the Chiefs have the highest third down percentage in the NFL, converting 48.9% of their third down attempts.

2018-21 NFL LEADERS, THIRD DOWN PCT.

Rk.	Team	Third Down Pct.
1.	KC	48.9
2.	TB	44.5
3.	BAL	44.5
4.	LAC	43.4

EDWARDS-HELAIRE AMONG LEAGUE'S BEST IN 2020

As a rookie last year, RB Clyde Edwards-Helaire ranked fourth among all NFL rookies with 803 rushing yards and 1,100 yards from scrimmage.

NFL LEADERS: ROOKIE RUSHING YARDS

Rk.	Player	Team	Rush. Yds.
1.	Jonathan Taylor	IND	1,169
2.	James Robinson	JAX	1,070
3.	J.K. Dobbins	BAL	805
4.	Clyde Edwards-Helaire	KC	803
5.	Antonio Gibson	WAS	795

NFL LEADERS: ROOKIE YARDS FROM SCRIMMAGE

Rk.	Player	Team	Scrim. Yds.
1.	Jonathan Taylor	IND	1,468
2.	James Robinson	JAX	1,414
3.	Justin Jefferson	MIN	1,402
4.	Clyde Edwards-Helaire	KC	1,100
5.	Antonio Gibson	WAS	1,042

EDWARDS-HELAIRE IN THE RECORD BOOKS

Edwards-Helaire ranks third all-time in rushing yards and scrimmage yards by a rookie in Chiefs history.

CHIEFS RECORD BOOK: ROOKIE RUSHING YARDS

Rk.	Player	Year	Rush. Yds.
1.	Kareem Hunt	2017	1,327
2.	Joe Delaney	1981	1,121
3.	Clyde Edwards-Helaire	2020	803
4.	Mike Garrett	1966	801

CHIEFS RECORD BOOK: ROOKIE YARDS FROM SCRIMMAGE

Rk.	Player	Year	Scrim. Yds.
1.	Kareem Hunt	2017	1,782
2.	Joe Delaney	1981	1,367
3.	Clyde Edwards-Helaire	2020	1,100
4.	Johnny Robinson	1960	1,069

MISC. OFFENSIVE NOTES

HILL FINDING THE ENDZONE

Chiefs WR Tyreek Hill is first among all NFL receivers in overall touchdowns since the start of the 2016 season.

NFL LEADERS (2016-21):

OVERALL TOUCHDOWNS, WIDE RECEIVER

Rk.	Name	Touchdowns
1.	Tyreek Hill	66
2.	Davante Adams	65
3.	Mike Evans	58



CHEETAH'S HISTORIC PACE

Since entering the NFL in 2016, Tyreek Hill has continued to solidify himself as one of the league's greatest offensive weapons. The charts below show how Hill's first 87 career games stack up against some of the best receivers in NFL history in their first 87 games.

Listed are seven PFHOF wide receivers -- Jerry Rice (1985-2000), Randy Moss (1998-2012), Calvin Johnson (2007-15), Isaac Bruce (1994-2009), Marvin Harrison (1996-2008), Terrell Owens (1996-2010) and Tim Brown (1998-2004) -- along with modern-era greats Larry Fitzgerald (2004-20) and Julio Jones (2011-present). Standing at 5'10", Hill is the only player listed under 6-feet tall.

SCRIMMAGE YARDS (THROUGH FIRST 87 GAMES)

Name	Team	Yards
Julio Jones	ATL	8,362
Jerry Rice*	SF	7,779
Randy Moss*	MIN	7,674
Calvin Johnson*	DET	7,296
Tyreek Hill	KC	7,138
Isaac Bruce*	LA/STL	7,007
Larry Fitzgerald	ARI	6,856
Marvin Harrison*	IND	6,592
Terrell Owens*	SF	5,883
Tim Brown*	LA/OAK	4,083

TOUCHDOWNS FROM SCRIMMAGE (THROUGH FIRST 87 GAMES)

Name	Team	Touchdowns
Jerry Rice*	SF	81
Randy Moss*	MIN	68
Tyreek Hill	KC	61
Marvin Harrison*	IND	59
Terrell Owens*	SF	57
Larry Fitzgerald	ARI	55
Calvin Johnson*	DET	54
Isaac Bruce*	LA/STL	50
Julio Jones	ATL	41
Tim Brown*	LA/OAK	33

25+ YARD RECEPTIONS (THROUGH FIRST 87 GAMES)**

Name	Team	Receptions
Randy Moss*	MIN	91
Julio Jones	ATL	76
Tyreek Hill	KC	74
Calvin Johnson*	DET	70
Isaac Bruce*	LA/STL	65
Marvin Harrison*	IND	62
Larry Fitzgerald	ARI	60
Terrell Owens*	SF	58

* Denotes Pro Football Hall of Famer

**Stats since 1991; Rice and Brown omitted

HILL'S 50+ PRODUCTION

WR Tyreek Hill owns 22 plays of at least 50 yards with all but two resulting in a touchdown, including five return TDs (4 PR, 1 KR), 13 receiving TDs and two rushing TDs. Below is a list of his 50+ yard plays.

Date	Opp.	50+ Yard Play
Jan. 1, 2017	@ SD	95-yard PR TD
Sept. 9, 2018	@ LAC	91-yard PR TD
Nov. 27, 2016	@ DEN	86-yard KR TD
Oct. 8, 2017	@ HOU	82-yard PR TD
Dec. 3, 2017	@ NYJ	79-yard TD reception
Dec. 8, 2016	OAK	78-yard PR TD
Sept. 12, 2021	CLE	75-yard TD reception
Nov. 29, 2020	@ TB	75-yard TD reception
Oct. 14, 2018	@ NE	75-yard TD reception
Sept. 7, 2017	@ NE	75-yard TD reception
Nov. 19, 2018	@ LAR	73-yard TD reception
Dec. 25, 2016	DEN	70-yard TD rush
Dec. 18, 2016	TEN	68-yard TD rush
Dec. 30, 2018	OAK	67-yard TD reception
Oct. 19, 2017	@ OAK	64-yard TD reception
Dec. 16, 2017	LAC	64-yard TD reception
Sept. 9, 2018	@ LAC	58-yard TD reception
Oct. 17, 2019	@ DEN	57-yard TD reception
Nov. 5, 2017	@ DAL	56-yard TD reception
Sept. 20, 2020	@ LAC	54-yard TD reception
Dec. 24, 2017	MIA	52-yard reception
Oct. 16, 2016	@ OAK	50-yard PR

• The Chiefs are 15-6 in games that Hill records a play of 50+ yards.

• Hill has had one game with two plays of 50+ yards both resulting in touchdowns. In the club's 2018 season opener at Los Angeles, Hill recorded a 91-yard punt return and a 58-yard TD reception. Hill joined Pro Football Hall of Famer Bob Hayes (December 8, 1968 vs. Pittsburgh) and Tavon Austin (November 10, 2013 at Indianapolis) as the only players in NFL history to record a 50+ yard touchdown catch and a 90+ yard punt-return touchdown in a single game. (Credit NFL Stats)

• His 95- and 91-yard punt returns rank first and fourth, respectively, in franchise history. Hill's four career punt return TDs (all were 50+ yards) rank tied for second place in franchise history.

MAHOMES' SPOT IN NFL RECORD BOOKS

After finishing 2018 with 5,097 passing yards and 50 passing TDs, the signal-caller entered the 2019 season and picked up right where he left off. He made history again in 2020 becoming the fastest QB in the NFL to reach 10,000 passing yards (34 games) and fastest QB to 100 TDs (40 games). In Week 3 of the 2021 season, Mahomes became the fastest QB in league history to reach 15,000 passing yards (49 starts).

NFL RECORD

FASTEST TO 9,000 PASSING YARDS AND 75 PASSING TDS:

Rk.	Name	Years	Games
1.	Patrick Mahomes	2017-21	30
2.	Dan Marino	1983-85	34
3.	Kurt Warner	1998-01	35

NFL RECORD

MOST CONSECUTIVE 300-YARD GAMES (SINGLE SEASON):

Rk.	Name	Year	Games
1t.	Patrick Mahomes	2018	8
	Andrew Luck	2014	8
3t.	Rich Gannon	2002	6
	Kurt Warner	2000	6
	Steve Young	1998	6

NFL RECORD

FASTEST TO 15,000 PASSING YARDS:

Rk.	Name	Years	Starts
1.	Patrick Mahomes	2017-21	49
2t.	Kurt Warner	1998-04	53
	Matthew Stafford	2009-13	53

CHIEFS DEFENSIVE NOTES

CHIEFS TAKEAWAYS UNDER REID

Dating back to 2013 when Chiefs Head Coach Andy Reid arrived in Kansas City, the Chiefs defense is first in the NFL when it comes to forcing opponent turnovers, tallying 233 total takeaways.

Rk.	Team	Games	Takeaways
1.	KC	141	233
2.	BUF	141	230
3.	TB	141	229
4.	NE	141	228
5.	CAR	141	224

INT RETURN TDS SINCE 2013

The Chiefs have returned 22 of their 143 interceptions for touchdowns since 2013, the most in the NFL over that span.

Rk.	INT TDs	Team
1.	22	Kansas City Chiefs
2t.	17	Los Angeles Rams
	17	Tampa Bay Buccaneers
4t.	16	Houston Texans
	16	Chicago Bears

INTS SINCE 2013

The Chiefs rank third in the NFL with 143 interceptions since 2013, returning those interceptions for a league-best 2,372 yards and 22 TDs.

Rk.	INTs	Team
1t.	150	Buffalo Bills
	150	New England Patriots
3.	143	Kansas City Chiefs
4.	134	Cincinnati Bengals
5.	133	Miami Dolphins



'21 CHIEFS PRO BOWL PLAYERS & '21 AWARDS

The NFL announced on Dec. 21, 2020 that seven members of the Chiefs were selected to participate in the 2021 NFL Pro Bowl.

Frank Clark (Defensive End) – 2nd Nomination
Eric Fisher (Tackle) – 2nd Nomination
Tyreek Hill (Wide Receiver) – 5th Nomination
Chris Jones (Defensive Tackle) – 2nd Nomination
Travis Kelce (Tight End) – 6th Nomination
Patrick Mahomes (Quarterback) – 3rd Nomination
Tyrann Mathieu (Safety) – 2nd Nomination

2021 IN-SEASON AWARDS

Week	Player	Award
1	QB Patrick Mahomes	AFC Offensive POW
8	LB Nick Bolton	Def. Rookie of the Month - Oct.
9	P Tommy Townsend	AFC Special Teams POW
10	QB Patrick Mahomes	AFC Offensive POW
11	DT Chris Jones	AFC Defensive POW
12	P Tommy Townsend	AFC Player of the Month - Nov.

POINTS PER GAME ALLOWED

Dating back to 2013, Kansas City's defense ranks fourth in the NFL in allowing opposing teams to score just 20.4 points per game.

Rk.	Team	PPG
1.	New England Patriots	18.5
2.	Seattle Seahawks	19.6
3.	Baltimore Ravens	20.1
4.	Kansas City Chiefs	20.4
5.	Pittsburgh Steelers	21.2

OPPONENT PASSER RATING

Since 2013, the Chiefs are holding opposing teams to a 83.8 passer rating, placing the unit fourth in the NFL during that time span.

Rk.	Passer Rtg	Team
1.	79.6	Buffalo Bills
2.	82.0	New England Patriots
3.	83.6	Seattle Seahawks
4.	83.8	Kansas City Chiefs
5.	84.4	Denver Broncos

OPPONENT COMPLETION PERCENTAGE

Dating back to 2013, Kansas City's pass defense is allowing opposing quarterbacks to complete just 60.1 percent of passes, ranking first in the NFL.

Rk.	Comp. %	Team
1.	60.1	Kansas City Chiefs
2.	60.5	New England Patriots
3.	60.8	Buffalo Bills
4.	61.0	Baltimore Ravens
5.	61.1	Denver Broncos

PASSES DEFENSED

Going back to 2013, the club ranks tied for second in the NFL for most passes defended with 698 passes defended.

Rk.	Team	PD
1.	Buffalo Bills	707
2t.	Kansas City Chiefs	698
	Cincinnati Bengals	698
4.	New York Giants	695
5.	Denver Broncos	694

SACK NATION

Since the arrival of Defensive Coordinator Steve Spagnuolo in 2019, the defensive unit has sacked the opposing quarterback 101.0 times.

2019-21 Chiefs Sack Leaders

DT Chris Jones	23.5
DE Frank Clark	16.5
DE Alex Okafor	9.5
DE Mike Danna	5.5
S Tyrann Mathieu	3.0
DT Derrick Nnadi	3.0
CB L'Jarius Sneed	3.0
DT Tershawn Wharton	3.0
LB Anthony Hitchens	2.0
LB Ben Niemann	2.0
LB Willie Gay	1.5
DT Jarran Reed	1.5
CB DeAndre Baker	1.0
DE/LB Mevlin Ingram III	1.0
LB Dorian O'Daniel	1.0
DT Khalen Saunders	1.0
S Daniel Sorensen	1.0
CB Charvarius Ward	1.0
S Armani Watts	1.0

CHIEFS DEFENSIVE NOTES

CHIEFS DEFENSE NO STRANGER TO END ZONE

Below is a look at Kansas City's most recent defensive scores. The Chiefs are 126-31-2 (.799) when producing a defensive score. KC is 116-28-1 (.803) when scoring a defensive TD and 15-3-1 (.816) when recording a safety. Kansas City's defense ranks first in the NFL in scoring defense since 2013.

Defensive Scores Under Head Coach Andy Reid

Date	Opponent	Defensive Score	Result
12/12/21	LV	CB Mike Hughes 23-yd fum. return	W, 48-9
12/5/21	DEN	S Dan Sorensen 75-yd INT return	W, 22-9
9/19/21	@BAL	S Tyrann Mathieu 34-yd INT return	L, 35-36
12/13/20	@MIA	DT Chris Jones safety (T. Tagovailoa)	W, 33-27
10/25/20	@DEN	S Dan Sorensen 50-yd INT return	W, 43-16
10/5/20	NE	S Tyrann Mathieu 25-yd INT return	W, 26-10
12/1/19	OAK	S Juan Thornhill 46-yd INT return	W, 40-9
10/17/19	@DEN	LB Reggie Ragland 5-yd fum return	W, 30-6
9/29/19	@DET	CB B. Breeiland 100-yd fum. return	W, 34-30
12/30/18	OAK	S Dan Sorensen 54-yd INT return	W, 35-3
11/19/18	@LAR	DE Allen Bailey 2-yd fum. return	L, 51-54
10/21/18	CIN	S Ron Parker 33-yd INT return	W, 45-10
10/7/18	JAX	DL Chris Jones 20-yd INT return	W, 30-14
12/31/17	@DEN	LB Ramik Wilson 11-yd fum. return	W, 27-24
10/30/17	DEN	CB Marcus Peters 45-yd fum. return	W, 29-19
10/2/17	WAS	LB Justin Houston 13-yd fum. return	W, 29-20
12/4/16	@ATL	S Eric Berry 37-yd INT return	W, 29-28
11/27/16	@DEN	LB Justin Houston safety (R. Okung)	W, 30-27
11/13/16	@CAR	S Eric Berry 42-yd INT return	W, 20-17
10/23/16	NO	S Daniel Sorensen 48-yd INT return	W, 27-21
9/25/16	NYJ	LB Derrick Johnson 55-yd INT return	W, 24-3
12/20/15	@BAL	CB Marcus Peters 90-yd INT return	W, 34-14
12/20/15	@BAL	S Tyvon Branch 73-yd fumble return	W, 34-14
12/6/15	@OAK	S Tyvon Branch 38-yd INT return	W, 34-20
11/22/15	SD	LB Justin Houston 17-yd INT return	W, 33-3
10/11/15	CHI	LB Ramik Wilson FR in endzone	L, 18-17
9/17/15	DEN	CB Marcus Peters 55-yd INT return	L, 31-24
9/29/14	NE	S Husain Abdullah 39-yd INT return	W, 41-14
12/15/13	@OAK	S Eric Berry 47-yard INT return	W, 56-31
11/3/13	@BUF	LB Tamba Hali 11-yard fumble return	W, 23-13
11/3/13	@BUF	CB Sean Smith 100-yd INT return	W, 23-13
10/13/13	OAK	S Husain Abdullah 44-yd INT return	W, 24-7
9/19/13	@PHI	S Eric Berry 38-yd INT return	W, 26-16
9/8/13	@JAX	LB Tamba Hali 10-yd INT return	W, 28-2

DEFENSIVE TD LEADERS SINCE 2015

Since the start of the 2015 season, the Chiefs defensive unit is the league-leader in defensive TDs scored. The Chiefs defense has recorded an NFL-best 16 INT return TDs and ranks tied for second in the league with 10 fumbles returned for a TD.

Kansas City has two INT return TD's and one fumble return TD in the 2021 season.

NFL LEADERS: TOTAL DEF. TDs (SINCE 2015)

Rk.	Team	Total TDs	INT TDs	Fum TDs
1.	KC	26	16	10
2.	TB	21	11	10
3.	BAL	20	6	14
4.	LAR	19	12	7

OWNING THE THIRD QUARTER

The Chiefs defense ranks first in the NFL with only 61 total third quarter points allowed since the 2020 season. Kansas City has allowed just seven touchdowns in the third quarter.

NFL LEADERS: 3Q POINTS ALLOWED (2020-21)

Rk.	Team	Opp. Points
1.	KC	61
2.	WAS	82
3.	IND	93
4.	LV	102

CHIEFS EXCEL WHEN SACKING THE QB

The Chiefs have placed an emphasis on putting pressure on opposing quarterbacks. Kansas City has recorded 6.0 or more team sacks 60 times in team history. In those 60 games, Kansas City has a 54-5-1 (.908) record and has outscored its opponents 1,759-725.

Record When Recording 6.0 or More Team Sacks

Date	Opponent	Sacks	Yds	Result
12/4/1960	Houston	7.0	54	W, 24-0
12/18/1960	Buffalo	6.0	37	W, 24-7
9/23/1962	@Oakland	6.0	67	W, 26-16
12/8/1963	Denver	6.0	47	W, 52-21
12/14/1963	Boston	6.0	54	W, 35-3
11/8/1964	Oakland	7.0	65	W, 42-7
10/31/1965	Oakland	6.0	62	W, 14-7
10/8/1967	Miami	7.0	77	W, 41-0
9/28/1968	@Miami	6.0	55	W, 48-3
11/10/1968	@Cincinnati	6.0	35	W, 16-9
12/8/1968	@San Diego	6.0	61	W, 40-3
12/14/1968	@Denver	7.0	78	W, 30-7
10/26/1969	Cincinnati	6.0	23	W, 42-22
11/2/1969	@Buffalo	9.0	93	W, 29-7
9/28/1970	@Baltimore	7.0	73	W, 44-24
12/6/1970	Denver	6.0	45	W, 16-0
10/1/1972	@Denver	8.0	63	W, 45-24
11/12/1973	Chicago	6.0	64	W, 19-7
12/2/1973	Cleveland	7.0	50	T, 20-20
9/23/1979	Oakland	7.0	55	W, 35-7
10/5/1980	@Oakland	6.0	54	W, 31-17
11/13/1983	Cincinnati	7.0	49	W, 20-15
11/27/1983	@Seattle	6.0	40	L, 48-51 (OT)
9/30/1984	Cleveland	11.0	78	W, 10-6
12/8/1985	Atlanta	7.0	53	W, 38-10
9/21/1986	Houston	7.0	42	W, 27-13
9/23/1990	@Green Bay	6.0	35	W, 17-3
10/7/1990	@Indianapolis	7.0	62	L, 19-23
11/11/1990	Seattle	9.0	70	L, 16-17
12/2/1990	@New England	6.0	44	W, 37-7
10/7/1991	Buffalo	6.0	43	W, 33-6
11/17/1991	Denver	6.0	47	L, 20-24
10/11/1992	Philadelphia	6.0	39	W, 24-17
11/8/1992	San Diego	6.0	56	W, 16-14
12/27/1992	Denver	6.0	56	W, 42-20
10/3/1993	LA Raiders	6.0	46	W, 24-9
10/17/1994	@Denver	6.0	30	W, 31-28
10/1/1995	@Arizona	7.0	68	W, 24-3
9/15/1996	@Seattle	7.0	18	W, 35-17
11/16/1997	Denver	6.0	38	W, 24-22
12/7/1997	Oakland	6.0	45	W, 30-0
12/14/1997	@San Diego	7.0	34	W 29-7
9/6/1998	Oakland	10.0	58	W, 28-8
12/26/1998	@Oakland	6.0	44	W, 31-24
9/17/2000	San Diego	6.0	31	W, 42-10
11/26/2000	@San Diego	6.0	28	L, 16-17
12/10/2000	Carolina	6.0	18	W, 15-14
12/8/2002	St. Louis	7.0	49	W, 49-10
12/4/2011	Chicago	7.0	45	W, 10-3
9/8/2013	@Jacksonville	6.0	50	W, 28-2
9/19/2013	@Philadelphia	6.0	34	W, 26-16
10/13/2013	Oakland	9.0	63	W, 24-7
12/8/2013	@Washington	6.0	31	W, 45-10
10/26/2014	St. Louis	7.0	44	W, 34-7
12/28/2014	San Diego	7.0	42	W, 19-7
11/1/2015	Detroit	6.0	32	W, 45-10
1/3/2016	Oakland	6.0	37	W, 23-17
10/30/2016	@Indianapolis	6.0	38	W, 30-14
9/17/2017	Philadelphia	6.0	34	W, 27-20
10/17/2019	@Denver	9.0	79	W, 30-6

SPECIAL TEAMS NOTES

BUTKER'S BOOTS

K Harrison Butker's 147 points scored led all NFL players in 2019. He also broke his own franchise record for the most points scored by a K in a single season. Butker's 147 points rank second in club history for the most points scored by any player in a single season (Priest Holmes, 2003; 162), and his 648 points scored in his career rank third in club annals.

NFL LEADERS, POINTS SCORED (2019)

Rk.	Pts.	Player	Team
1.	147	Harrison Butker	KC
2.	144	Wil Lutz	NO
3.	141	Justin Tucker	BAL
4.	127	Zane Gonzalez	ARI
5.	124	Matt Gay	TB

CHIEFS MOST POINTS, SEASON

Rk.	Pts.	Player	Year
1.	162	Priest Holmes	2003
2.	147	Harrison Butker	2019
3.	144	Priest Holmes	2002
4.	142	Harrison Butker	2017
5.	139	Nick Lowery	1990
6.	137	Harrison Butker	2018

CHIEFS MOST POINTS, CAREER

Rk.	Pts.	Player	Year
1.	1,466	Nick Lowery	1983-93
2.	1,231	Jan Stenerud	1967-79
3.	648	Harrison Butker	2017-21
4.	517	Ryan Succup	2009-13
5.	500	Priest Holmes	2001-07

BUTKER KEEPING PACE

K Harrison Butker owns 648 points in 74 career games, which is the most in NFL history through a kicker's first 74 games.

NFL RECORD BOOK: POINTS SCORED, FIRST 74 GAMES

Rk.	Player	Points	Team
1.	Harrison Butker	648	KC
2.	Will Lutz	644	NO
3.	Justin Tucker	612	BAL
4.	Dan Bailey	597	DAL
5.	Stephen Gostkowski	586	NE

QUALITY SPECIAL TEAMS PLAY

Over the past nine seasons (2013-21) under Special Teams Coordinator Dave Toub, the Chiefs special teams units have performed consistently. In fact, over that span, the club leads the league in kick return average and ranks second in punt return average. Additionally, the Chiefs have a combined 14 return touchdowns, which also ranks first in the NFL.

Rk.	Team	KR	Yds.	Avg.	TDs
1.	Kansas City	342	8,634	25.2	6
2t.	Baltimore	278	6,918	24.9	4
	Minnesota	314	7,830	24.9	7
4.	Indianapolis	300	7,282	24.3	2
5.	Cincinnati	334	8,056	24.1	2

Rk.	Team	PR	Yds.	Avg.	TDs
1.	Baltimore	291	3,133	10.8	4
2.	Kansas City	325	3,278	10.1	8
3.	Detroit	251	2,475	9.9	7
4t.	Chicago	239	2,319	9.7	5
	New England	304	2,947	9.7	2
	Minnesota	252	2,434	9.7	4

Rk.	Team	PR TDs	KR TDs	Tot TDs
1.	Kansas City	8	6	14
2.	Minnesota	4	7	11
3t.	Philadelphia	5	4	9
	Detroit	7	2	9
5t.	Baltimore	4	4	8
	Chicago	5	3	8

CONSISTENT COVERAGE WITH TOUB

Since his arrival in 2013, Chiefs Special Teams Coordinator/Assistant Head Coach Dave Toub has had tremendous success with his coverage units.

FEWEST RETURN TDS ALLOWED SINCE 2013

Rk.	Team	PR/KR TDs
1t.	Kansas City	1
	Atlanta	1
	Dallas	1
	New England	1

Toub's two return TDs allowed since the 2010 season ranks second among all active Special Teams Coordinators who have led special teams units since the 2010 season.

FEWEST RETURN TDS ALLOWED SINCE 2010 (ACTIVE STC)

Rk.	STC	Team	TDs
1.	Keith Armstrong	TB/ATL	1
2.	Dave Toub	KC/CHI	2
3.	Danny Crossman	MIA/BUF/DET	4
5.	Chris Tabor	CHI/CLE	6

TOUB – RETURN TDS ALLOWED SINCE 2004 (FEWEST IN NFL)

Date	Type	Opponent
12/25/05	PR	Green Bay
9/30/07	KR	Detroit
9/19/10	PR	Dallas
9/29/20	KR	Baltimore



HILL MAKING HISTORY

Chiefs wide receiver and return specialist Tyreek Hill has a knack for finding the end zone when teams kick to him. In 87 career games played, he has returned five kicks for scores. Below is where he ranks in team history.

CHIEFS RECORD BOOK: CAREER RETURNS FOR TDs

Rk.	Player	PR	KR	Total
1.	Dante Hall	5	6	11
2.	Tamarick Vanover	4	4	8
3.	Tyreek Hill	4	1	5
4.	J.T. Smith	4	0	4
5.	Dexter McCluster	3	0	3

CHIEFS ALL-TIME YEAR-BY-YEAR RESULTS

YEAR	PRESEASON	REG. SEASON	PLAYOFFS
1960	6-0	8-6	0-0
1961	4-1	6-8	0-0
1962	2-3	11-3	1-0
1963	3-2	5-7-2	0-0
1964	4-1	7-7	0-0
1965	3-2	7-5-2	0-0
1966	4-0	11-2-1	1-1 (S.B. loss)
1967	4-1	9-5	0-0
1968	4-1	12-2	0-1
1969	6-0	11-3	3-0 (S.B. win)
1970	4-3	7-5-2	0-0
1971	4-1-1	10-3-1	0-1
1972	5-2	8-6	0-0
1973	2-4	7-5-2	0-0
1974	3-3	5-9	0-0
1975	3-3	5-9	0-0
1976	2-4	5-9	0-0
1977	3-3	2-12	0-0
1978	2-2	4-12	0-0
1979	3-1	7-9	0-0
1980	3-1	8-8	0-0
1981	1-3	9-7	0-0
1982	2-1-1	3-6	0-0
1983	2-2	6-10	0-0
1984	1-3	8-8	0-0
1985	3-1	6-10	0-0
1986	2-2	10-6	0-1
1987	4-1	4-11	0-0
1988	2-1-1	4-11-1	0-0
1989	1-3	8-7-1	0-0
1990	1-3	11-5	0-1
1991	2-2	10-6	1-1
1992	1-3	10-6	0-1
1993	3-1	11-5	2-1
1994	2-3	9-7	0-1
1995	3-1	13-3	0-1
1996	3-1	9-7	0-0
1997	1-3	13-3	0-1
1998	2-3	7-9	0-0
1999	2-2	9-7	0-0
2000	0-4	7-9	0-0
2001	2-2	6-10	0-0
2002	3-1	8-8	0-0
2003	3-2	13-3	0-1
2004	1-3	7-9	0-0
2005	0-4	10-6	0-0
2006	2-2	9-7	0-1
2007	0-4	4-12	0-0
2008	2-2	2-14	0-0
2009	0-4	4-12	0-0
2010	1-3	10-6	0-1
2011	0-4	7-9	0-0
2012	1-3	2-14	0-0
2013	2-2	11-5	0-1
2014	1-3	9-7	0-0
2015	4-0	11-5	1-1
2016	2-2	12-4	0-1
2017	2-2	10-6	0-1
2018	2-2	12-4	1-1
2019	1-3	12-4	3-0 (S.B. win)
2020	0-0	14-2	2-1 (S.B. loss)
2021	3-0	9-4	0-0

OWNERSHIP OF 60+ YEARS

The Chiefs are one of only five current NFL franchises that have been owned by the same individual family for over 60 years.

Ownership	Franchise	Years
Halas Family	Chicago Bears	100
Bidwill Family	Arizona Cardinals	89
Rooney Family	Pittsburgh Steelers	88
Hunt Family	Kansas City Chiefs	62
Adams Family	Tennessee Titans	62



THE FIRST LADY OF FOOTBALL

Norma Hunt continues to play an integral part of the Chiefs in Kansas City. She owns the distinction of being the only woman known to have attended all 55 Super Bowls and was selected to preside over the coin toss at Super Bowl XLI along with Pro Football Hall of Fame quarterback Dan Marino. She is involved in numerous philanthropic and civic efforts in Kansas City and Texas. Her late husband, Lamar Hunt, was the guiding force behind the formation of the Kansas City Chiefs and the American Football League and was inducted into the Pro Football Hall of Fame in 1972. He, with the help of his family, coined the term "Super Bowl."

Hunt, along with her daughter-in-law Tavia Hunt and granddaughters Gracie and Ava Hunt, all participate in the NFL Women's Apparel advertising campaigns among other ventures. The Hunts have been featured alongside other female NFL leaders such as Charlotte Jones Anderson (Dallas Cowboys Executive Vice President/Chief Brand Officer and NFL Foundation chair) and Suzanne Johnson (wife of New York Jets owner Woody Johnson).



2021 OFFSEASON NOTES

CHIEFS RESHAPE THE O-LINE

The Kansas City Chiefs acquired offensive tackle **Orlando Brown** via trade with the Baltimore Ravens. The Chiefs traded this year's first-round pick (31st overall), third-round pick (94th overall) and a fourth-round pick (136th overall), along with a 2022 fifth-round pick in exchange for Brown, a second-round pick in 2021 (58th overall) and a sixth-round pick in 2022.

"I'm excited we were able to come to an agreement with the Ravens to acquire Orlando Brown, one of the best offensive tackles in the National Football League," General Manager Brett Veach said. "He's certainly a special kid. This guy is a Pro Bowl player with tremendous size, quickness and power. Not only is he physically talented, but he's incredibly bright and will fit in well in our offensive line room. We're thrilled to get him in a Chiefs uniform."

Brown (6-8, 345) originally entered the NFL as the third-round pick (83rd overall) of the Baltimore Ravens in the 2018 NFL Draft. In three seasons with the Ravens, he played in 48 games (42 starts), starting four postseason games with the club. Brown was selected to two Pro Bowls while in Baltimore (2019, 2020).



The Kansas City Chiefs signed free agent guard **Joe Thuney** this offseason as well.

"We're very excited to add a proven player like Joe to our roster," GM Brett Veach said. "He has a great deal of experience, including championships. He's been a highly durable, impact player, as both a pass protector and run blocker. He'll bring leadership and a different perspective to the offensive line group. I'd like to thank Joe and his agent, Mike McCartney, for their effort in getting this deal done. We look forward to welcoming Joe into Chiefs Kingdom."

"I'd like to congratulate Brett and his team on getting this deal done with Joe and his representatives," Head Coach Andy Reid said. "Joe is an impressive player. He's everything you want in an offensive lineman with his toughness and work ethic. He's also very intelligent and you can see that translate on the field. I know he's ready to get to work and we're happy to have him."

Thuney (6-5, 308) originally entered the NFL as a third-round pick (78th overall) of the New England Patriots in the 2016 NFL Draft. He played five seasons with the Patriots, starting all 80 games (78 at left guard and two at center).



He started 10 postseason games and was the first player in NFL history to start three-consecutive Super Bowls to begin his career (LI, LII, LIII).

Thuney is a two-time Super Bowl champion and earned All-Pro honors following the 2019 season. He's allowed only 7.5 sacks in five NFL seasons.

The Kansas City Chiefs also signed free agent guard **Kyle Long**, adding more depth to the offensive line.

"We had an opportunity to meet with Kyle yesterday, and what really stood out was how much he loves the game and his drive to get back on the field," General Manager Brett Veach said. "He's in great shape, a three-time Pro Bowler and a really smart player with an incredible football pedigree. We're happy he chose to come here to Kansas City."

Long (6-6, 332) originally entered the NFL as a first-round pick (20th overall) of the Chicago Bears in the 2013 NFL Draft. He spent seven seasons with the Bears (2013-19), playing in 77 games (76 starts) before electing to sit out the 2020 season. Long earned three-consecutive Pro Bowl selections from 2013-15, was second-team All-Pro in 2014, and in 2013 he earned a spot on the PFWA's All-Rookie Team.

The Kansas City Chiefs continued to reshape their offensive line, signing veteran center **Austin Blythe**.

The six-foot-three, 298-pound Blythe entered the NFL as a seventh-round pick (No. 248 overall) of the Indianapolis Colts in 2016. He appeared in eight games with one start for the Colts that season, but after being waived by Indianapolis that ensuing offseason, Blythe found a home with the Rams and was a regular on their offense in the four seasons since. He appeared in 63 games (48 starts) for Los Angeles since 2017 and also saw action in six playoff games with five starts.

Blythe has started 47 of 48 possible games over the past three seasons, establishing himself as a reliable and consistent contributor along the Rams' offensive line. In fact, Blythe played every offensive snap for Los Angeles in two of the last three seasons (2018 and 2020). His 1,120 offensive snaps in 2020 ranked third among all centers, trailing only the Chargers' Dan Feeney (1,174) and the Eagles' Jason Kelce (1,126).

CHIEFS BOLSTER THE D-LINE



The Kansas City Chiefs signed free agent defensive tackle **Jarran Reed**, adding more talent to the defensive line.

"We are fortunate to be able to acquire a talent like Jarran and add him to our defensive line room," said General Manager Brett Veach. "Jarran is an extremely gifted three-down player and will be a difference maker for us. We are certainly happy he chose to come to Kansas City."

Reed (6-3, 306) joins the Chiefs after five seasons with the Seattle Seahawks (2016-20). He originally entered the NFL as a second-round selection (49th overall) of the Seahawks in the 2016 NFL Draft. He's played in 72 games (63 starts). Reed's career numbers include 194 tackles (100 solo), 22.0 sacks (-139.0 yards), 22 tackles for loss, 58 pressures and three forced fumbles.

2021 KANSAS CITY CHIEFS DRAFT CLASS

LB Nick Bolton was selected in the second round by the Chiefs with the 58th overall pick of the 2021 NFL Draft. The six-foot-tall, 232-pound Bolton was a star for the Missouri Tigers, starting 22 games over the last two seasons. Bolton notched 16.5 tackles-for-loss and three sacks in that time. He earned First-Team All-SEC honors in each of the last two years and garnered Second-Team All-America recognition in 2020.

C Creed Humphrey was taken in the second round by the Chiefs with the 63rd overall pick of the 2021 NFL Draft. Humphrey appeared in 39 games (37 starts) during his three-year career with the Sooners, tallying 2,488 snaps in that time. Humphrey was recognized with All-America honors in both 2019 (Second Team) and 2020 (Third Team). He was the Big 12 Offensive Lineman of the Year in each of the last two seasons, winning the honor outright in 2020 after sharing it in 2019.

DE Joshua Kaindoh was chosen by the Chiefs in the fourth round (No. 144 overall) of the 2021 NFL Draft. The 22-year-old spent five seasons in Tallahassee, appearing in 13 games with 6.5 tackles-for-loss and four sacks during his freshman campaign in 2017. He tallied 4.5 tackles-for-loss and 3.0 sacks as a sophomore, but an injury sidelined Kaindoh after a strong start.

TE Noah Gray was selected by the Chiefs in the fifth round (No. 162 overall) of the 2021 NFL Draft. The 22-year-old saw action in all four of his seasons - appearing in 26 games between his freshman and sophomore seasons. In total, Gray notched 948 receiving yards and eight touchdowns across 48 games (22 starts) during his time in Durham. He finished his career as Duke's all-time leader in receptions by a tight end (105).

WR Cornell Powell was taken by the Chiefs in the fifth round (No. 181 overall) of the 2021 NFL Draft. The receiver exploded onto the scene last season, and as a fifth-year senior, he racked up 53 grabs for 882 yards and seven touchdowns, averaging 16.6 yards-per-reception. In total, he finished his college career with 93 receptions for 1,211 yards and 10 scores. Powell was placed on the practice squad on September 2, 2021.

OL Trey Smith was chosen by the Chiefs with the No. 226 overall pick. The Tennessee native Smith appeared in 42 games (41 starts) across four years in Knoxville, starting 12 contests during his first season on campus and earning Freshman All-America honors. Smith was forced to miss the final five games the following season due to blood clots in his lungs, but he bounced back in a big way as a junior by earning First Team All-SEC honors in 2019.

CHIEFS HALL OF FAME INDUCTEE - TIM GRUNHARD

Kansas City Chiefs Chairman and CEO Clark Hunt announced that former center Tim Grunhard will be the 2021 inductee into the Chiefs Hall of Fame. Grunhard is the 50th individual and 46th player to earn this coveted honor. The official enshrinement ceremony into the Chiefs Hall of Fame will be held during Chiefs Alumni Weekend at GEHA Field at Arrowhead Stadium.

"We are excited to welcome Tim as the newest member of our Chiefs Hall of Fame," Chiefs Chairman and CEO Clark Hunt said. "In 11 seasons with the club, Tim was a stalwart on one of the most talented offensive line groups in franchise history. Known for his toughness and grit, Tim helped pave the way for Marty Schottenheimer's physical running attack that was a staple of Chiefs football in the 1990s. Off the field, Tim showed a commitment to serving the community throughout his career, and his dedication to Kansas City has continued well after his playing days. We look forward to adding Tim's name to the Ring of Honor at GEHA Field at Arrowhead Stadium this fall."



Grunhard spent 11 years with the Kansas City Chiefs (1990-2000), appearing in 169 games with 164 starts, including a streak of 120 straight starts from Sept. 5, 1993 - Oct. 29, 2000, the fourth-longest starting campaign in franchise history. His 164 starts with the team are the fifth-most among any player in Chiefs annals. Grunhard took over the role of starting center for the Chiefs during just his third game of his rookie year in 1990 and was rewarded with a nomination to the PFWA All-Rookie Team alongside teammate Dave Szott.

Grunhard was drafted by the Chiefs in the second round (40th overall) of the 1990 NFL Draft after an illustrious career playing under legendary head coach Lou Holtz at Notre Dame where he was a four-year starter and All-American. During his junior and senior campaigns, the Fighting Irish tallied a 24-1 record and brought home a National Championship in 1988.



NEW TO THE KINGDOM

Since the beginning of 2021, the Kansas City Chiefs signed a number of players to bolster the roster heading into the regular season.

Pos.	Name	Last Team	How Acquired
TE	Blake Bell	Dallas	Signed
OL	Austin Blythe	L.A. Rams	Signed
T	Orlando Brown	Baltimore	Trade
FB	Michael Burton	New Orleans	Signed
CB	Mike Hughes	Minnesota	Trade
OL	Kyle Long	Chicago	Signed
RB	Jerick McKinnon	San Francisco	Signed
DT	Jarran Reed	Seattle	Signed
OL	Joe Thuney	New England	Signed



CONTINUITY IN THE KINGDOM

The Kansas City Chiefs returned over half (13-of-22) of their starters from last season's AFC Championship team for the 2021-22 season.

The five returning starters on offense are: QB Patrick Mahomes, RB Clyde Edwards-Helaire, WR Tyreek Hill, TE Travis Kelce and T Mike Remmers.

The eight returning starters on defense are: DT Chris Jones, DT Derrick Nnadi, DE Frank Clark, LB Anthony Hitchens, CB Charvarius Ward, CB Rashad Fenton, S Daniel Sorensen and S Tyrann Mathieu.

THIS IS OUR HOUSE - GEHA FIELD AT ARROWHEAD STADIUM



CHIEFS FANS SET WORLD RECORD



On Monday, Sept. 29, 2014, Kansas City defeated the New England Patriots 41-14, and Chiefs fans set a Guinness World Record for Loudest Crowd Roar at a Sports Stadium (Outdoors). Chiefs fans reached a peak decibel reading of 142.2 as Guinness World Records adjudicator Philip Robertson monitored the sound levels. The mark was set early in the contest while the club was on defense. The Arrowhead Stadium record passed the old record of 137.5 decibels and broke Seattle's record of 137.6. The Chiefs still hold the record seven years later.



TOP CROWDS AT ARROWHEAD

(Regular Season and Playoffs)

Date	Opponent	Attendance
Oct. 2, 2000	Seattle	82,893*
Nov. 5, 1972	Oakland	82,094
Sept. 11, 1994	San Francisco	79,907
Sept. 17, 1972	Miami	79,829
Nov. 23, 2006	Denver	79,484
Sept. 22, 1996	Denver	79,439
Oct. 26, 1998	Pittsburgh	79,431
Oct. 9, 1995	San Diego	79,288
Sept. 8, 1996	Oakland	79,281
Nov. 10, 1996	Green Bay	79,281
Oct. 7, 1996	Pittsburgh	79,189
Jan. 11, 2004	Indianapolis	79,159

THE ARROWHEAD ADVANTAGE

"The fans, they're phenomenal. 142.2 decibels, I never thought I would be fired up (for) decibel levels but I'm fired up for them. My ears are still ringing, I mean it was loud, loud down there. Like incredibly loud."

- Chiefs Head Coach Andy Reid

"One hundred percent. Whenever you can go out in pregame warmups and feed on the energy because the fans are there packing the stadium that early, it truly is special. We feed off that the entire game. There's not an empty seat in the stands and I know there won't be an empty seat in Arrowhead this week. I'm excited just to be in front of that crowd playing this AFC Championship."

- Chiefs QB Patrick Mahomes

"A legendary environment like that at Arrowhead Stadium is something else. We're excited about it, we respect it, we realize that the environment is an issue and an element of play and it's something that we need to be prepared for and ultimately combat."

- Steelers Head Coach Mike Tomlin

"I thought the fans were excellent. Nobody left and everybody stayed, and they were loud and that definitely helped. Like I mentioned, they were able to get a punter to bobble the ball. That's an attribute to them and the energy they were delivering there, but we appreciate every bit of that, and like I mentioned last night, my hat goes off to them. They're the best in the NFL. It's great to be a part of."


- Head Coach Andy Reid

"Yeah, listen, it was loud down there—very, very loud. You guys were there, so you know. It was that kind of atmosphere. I think you watched all the college games and you felt that. Arrowhead is loud anyways—how you load this thing up and you say you can't come here for a year you know, and you just open the gates."

- Head Coach Andy Reid

"Yeah I think it's kind of what I said it's the belief we have in each other. We believe as an offense that the defense is going to get a stop when it comes to it and the defense believes that we're going to go down there and find a way to score. So, I think that belief in each other and going out there and battling is good for our football team. What I think made it feel like a playoff game was our crowd. I mean it was insane, probably one of the best crowds I've seen since I've been here. I think that was a momentum swing in the game that kind of got in our favor."

- QB Patrick Mahomes



THE ORIGIN OF SUPER BOWL & SUPER BOWL IV

Lamar Hunt left an indelible mark on professional football. While Hunt made many lasting contributions to the game, part of his legacy will be his “accidental” naming of pro football’s most important contest, the Super Bowl. As the story has been told and retold over the years, some of the facts have gotten lost along the way. Here are some of the most important elements of the tale in how the Super Bowl got its name...



- After the AFL-NFL merger was announced in June of 1966, Commissioner Pete Rozelle appointed a committee consisting of himself, Lamar Hunt (Kansas City), Tex Schramm (Dallas) and two other owners from each league (AFL & NFL) to firm up the details of the merger agreement.
- At one of those initial merger meetings, there was a discussion about the date of the game. As the committee discussed the championship game (which ultimately became referenced as the Super Bowl), there was some confusion on whether the parties were discussing the respective AFL and NFL title games or the game between the two leagues. It was then that Hunt first recalled saying, “You know, the last game, the final game . . . the Super Bowl.”
- The “inspiration” for Hunt’s whimsical suggestion was the high-bouncing “Super Ball” produced by the Wham-O company. Lamar’s wife, Norma, had previously purchased one for each of the Hunt children (Lamar Jr., Clark and Sharron) and the toy had become somewhat of a craze in the Hunt household and many other homes across the country.
- Hunt was later quoted as saying, “Nobody ever said let’s make that the name of the game. Far from it, we all agreed it was far too corny to be the name of the new title game.”
- In a letter from Hunt to Rozelle on July 25, 1966, Hunt urged the commissioner to “coin a phrase” for the title game between the two leagues. In the letter, Hunt said, “I have kiddingly called it the Super Bowl, which can obviously be improved upon.”
- Rozelle agreed with Hunt’s suggestion since he had a particular disdain for the term “super.” According to longtime NFL executive Don Weiss, Rozelle was a former PR man who had a keen appreciation of grammar. In Rozelle’s book, “super” was the equivalent of “gee whiz” or “neat.” He believed that the term “Super Bowl” had no sophistication whatsoever.
- Rozelle was initially inclined to call the game the “Pro Bowl,” but that moniker was already assigned to the NFL’s annual all-star contest.
- In the years leading up to the merger, many members of the media had billed a possible championship match-up between the two rival leagues as a “World Series of Football,” but Rozelle clearly did not want to have his game associated with baseball.
- After much consternation and debate, Rozelle eventually dubbed the title contest between the two leagues as “The AFL-NFL World Championship Game.” However, Hunt’s whimsical, off-the-cuff comment had taken root. In the weeks leading up to the game, headline writers had already adapted Hunt’s two-word title over the much more verbose official moniker for the game. The TV networks billed the game as “Super Sunday” and even NFL Films tagged their film reels as being designated for the “Super Bowl.”
- After the first two “AFL-NFL World Championship Games,” the term “Super Bowl” was officially adopted by Commissioner Rozelle and the NFL. The first game to officially be designated as the Super Bowl at the time it was played was Super Bowl III between the AFL’s Jets and the NFL’s Colts. The first two championship games were retroactively named Super Bowls I & II.

CHIEFS HOFERS FROM SB IV

Prior to Super Bowl LIV, it had been 50 years since the Kansas City Chiefs played in a Super Bowl (IV). That game served as the final AFL-NFL World Championship Game in the history of professional football. The spectacle at Tulane Stadium in New Orleans, La., helped pave the way for the eventual AFL-NFL merger later that year (1970).

In all, 17 members from both the Chiefs and the Vikings that took part in Super Bowl IV were later inducted into the Pro Football Hall of Fame in Canton, Ohio, including both head coaches, Hank Stram and Bud Grant, as well as Chiefs Founder Lamar Hunt and Vikings General Manager Jim Finks. For the Chiefs, 10 members of the Super Bowl IV Championship were later enshrined into the hallowed halls in Canton.

- LB/DE Bobby Bell
- DT Buck Buchanan
- DT Curley Culp
- QB Len Dawson
- LB Willie Lanier
- S Johnny Robinson
- K Jan Stenerud
- CB Emmitt Thomas
- Head Coach Hank Stram
- Chiefs Founder Lamar Hunt



NORMA HUNT FELLOWSHIP PROGRAM

The Kansas City Chiefs are proud to introduce the Norma Hunt Training Camp Fellowship Program beginning in 2021. Named after the matriarch of the team and the only known woman to attend all 55 Super Bowls, the fellowship opportunity is part of the Chiefs commitment to diversity and inclusion.

The positions will actively expand NFL front office career opportunities for women by annually hiring female candidates into the club’s personnel department.

The Norma Hunt Training Camp Fellowship Program will include exposure in pro and college scouting, free agent tryouts, salary cap and contracts, team operations, player engagement and other departments within football operations.



GEHA FIELD AT ARROWHEAD STADIUM



CHIEFS ANNOUNCE NAMING RIGHTS PARTNER

On March 4, 2021, the Kansas City Chiefs and GEHA (Government Employees Health Association, Inc., pronounced G.E.H.A.) jointly announced a historic naming rights agreement that made the nonprofit medical and dental plan provider the first - and exclusive - naming rights partner for Arrowhead Stadium. Beginning with the 2021 season, the home of the Chiefs became GEHA Field at Arrowhead Stadium.

The announcement expanded on an already robust partnership between GEHA and the Chiefs, which had grown significantly since the relationship was first announced in July 2019, when GEHA became the club's Exclusive Health, Dental and Vision Plan Partner. The agreement also highlighted the commitment of both GEHA and the Chiefs to ensuring Arrowhead Stadium remained part of the identity of the stadium.

"We are extremely proud and excited to announce our naming rights agreement with GEHA. When we set out to find a partner for the field at Arrowhead, it was critical to identify a national leader that shares our core values, as well as a deep connection to the local community and respect for Chiefs Kingdom," Chiefs President Mark Donovan said at the time of the announcement. "Our relationship with GEHA over the last few years has only served to reinforce the alignment between our two organizations and proven their strong, long-standing relationship with the local community. This expanded partnership will continue to build lasting health and wellness programs that support the team, GEHA and our community."

GEHA is a national leader in providing medical and dental plans to more than 2 million federal employees, retired military and their families worldwide. Both GEHA and the Chiefs are deeply committed to promoting their missions of driving and supporting health and wellness and this naming rights agreement provides a highly visible platform to support GEHA's efforts to empower its members to be healthy and well.

"Expanding our commitment to the team and community with naming rights for GEHA Field at Arrowhead Stadium is the natural extension of the partnership we first put in place with the Chiefs in 2019," Shannon Horgan, GEHA's chief growth officer, said at the time of the announcement. "Through our relationship with the Chiefs, we have been able to accelerate awareness of GEHA's mission, the breadth of our provider networks, and the quality of our health plans. The opportunity to grow our brand helps us reinvest in the families and individuals we serve and will be an invaluable benefit to current and future GEHA members. Expanding this partnership will help GEHA do what we do best – serve those who serve us."

Throughout the 2021 offseason, team and stadium staff worked with GEHA and Kansas City-based architecture and design firm Populous on the development of a signage package and plan that would ensure that both temporary and long-term GEHA Field at Arrowhead Stadium branding and logo assets would be in place by the kickoff of the 2021 Chiefs season - the 50th season for the Chiefs in the iconic stadium.

“
We were looking for the right partner. We were looking for someone who has a base and an impact in this community. We found a company in GEHA who not only had been here longer than us, were bigger than anyone knew, and no one knew about them. And then they have a story that is so Kansas City. To be about to partner with that company, to use our assets to build their brand, you don't really find that very often.

-Chiefs President Mark Donovan

THE STADIUM'S LAST 15 YEARS AT A GLANCE

The stadium opened its doors for the first time on Aug. 12, 1972 as the Chiefs hosted the St. Louis Cardinals in front of 78,190 fans for a preseason game. Since that initial contest, much has changed at the iconic venue through multiple renovation projects and upgrades to the facility. While many modernizations have taken place, the spirit of the stadium remains the same as it was for that first preseason football game in 1972.

2006: On April 4, 2006, Jackson County, Mo., taxpayers approved a 3/8 cent sales tax that was expected to raise \$425 million for improvements to the Sports Complex, including \$212.5 million for Arrowhead. The State of Missouri also contributed \$37.5 million. In addition, the Hunt family contributed \$125 million to the project.

2010: Upgrades were officially done prior to the start of the 2010 season and included Founder's Plaza, the Ford Fan Zone, the Chiefs Sports Lab, the Chiefs Hall of Honor, the Founder's Club, the CommunityAmerica Club Level and a new team store. Other improvements included an upgraded sound and scoreboard system, a 360-degree video ribbon board and concourses that were doubled in size.

2013: The club introduced a stadium-wide Wi-Fi network, installing 600 high-density wireless access points as part of a seven-figure investment to create a more fully integrated mobile experience for Chiefs fans. Stadium Wi-Fi changed the way fans consumed Chiefs content in-stadium and also changed the way fans interact with the team and each other. The Wi-Fi network received additional upgrades in 2017 and 2018.

2019: Prior to the 2019 season, the Chiefs committed more than \$10 million in upgrades to the stadium, including concrete repairs and new waterproofing measures in the stadium's upper level. In addition, the club replaced nearly all seats in the upper deck. The club also upgraded the technology in the west scoreboard to state-of-the-art LED technology that offers an enhanced screen image for fans in-stadium. The team introduced the GEHA Drum Deck, moving the club's pregame drum tradition from field-level to a more prominent location in the upper deck in the west endzone.

2020: In the week following Kansas City's AFC Championship victory on Jan. 19, 2020, the club announced multiple offseason projects for the 2020 season, including new seats in the lower bowl; a technology upgrade to the east end zone scoreboard; enclosing multiple open-air field box suites; and an expanded Team Store.

2021: The club finished the third phase of the three-year seat replacement project by installing all new seats on the CommunityAmerica Club Level. The team also completed a massive renovation to the home locker room complex inside the stadium, including not only the Chiefs locker room, but the equipment room, athletic training room and the coaches' locker rooms. After a decade as the preeminent space dedicated to Chiefs and AFL history, the Chiefs Hall of Honor on the lower level concourse of the stadium received a substantial upgrade, providing a more upscale, fully enclosed, temperature-controlled museum experience while creating a new special events space.

To this day, GEHA Field at Arrowhead Stadium remains one of the most iconic stadiums in the NFL, and these improvements ensure it is not only one of the nation's top venues for fans to experience the excitement of the NFL, but is also a year-round entertainment destination serving the entire Midwest region.

MATHIEU NOMINATED FOR MAN OF THE YEAR

Chiefs safety Tyrann Mathieu was named the Chiefs nominee for Walter Payton NFL Man of the Year Award presented by Nationwide. One of the NFL's highest individual honors, it recognizes an NFL player for outstanding community service activities off the field, as well as excellence on the field. Mathieu is joined by 31 other candidates – one from each NFL team.

"We're very excited to have Tyrann Mathieu represent the Chiefs organization and the Kansas City community as our nominee for this year's Walter Payton NFL Man of the Year Award," Chiefs Chairman and CEO Clark Hunt said. "From the time he joined the Chiefs in 2019, Tyrann has been a true leader, both on and off the football field. He is one of the best safeties in the game, and he has been a major contributor to our recent success. Tyrann also has a tremendous passion for helping people. Through his Tyrann Mathieu Foundation, he provides food and supplies for families in need both in Kansas City and in his hometown of New Orleans. He also teaches young people the skills necessary for success on and off the field. We are proud to call Tyrann a member of our Chiefs family, and we believe he is deserving of this prestigious honor."

Since entering the league as a third-round draft pick in 2013, Mathieu has been focused on serving and uplifting the communities in his native Louisiana as well as in each of his NFL stops, Arizona, Houston and now in Kansas City, through his Tyrann Mathieu Foundation. From distribution of school supplies at the start of the school year to taking underserved youth on a shopping spree as the fall unfolds to doling out turkeys leading into Thanksgiving to providing a special surprise dinner and gifting experience for families leading into the holidays, Mathieu and his Foundation annually are making a mark in his adopted midwestern home.

"I'm very honored to be nominated as the Chiefs Walter Payton NFL Man of the Year," Mathieu said. "This team and community are very important to me. I've had the chance to meet a lot of people in Kansas City, many who are going through difficult times. I think anytime you have an opportunity to lend your hand or even give a little bit of hope, that's always a good thing. The Tyrann Mathieu Foundation was created to impact people in the community, and I look forward to all of our events each and every year. It's always important to dive into the community, get to know people and make yourself a part of their lives."

All 32 nominees will receive a donation of up to \$40,000 in their name to their charity of choice. The winner of the Walter Payton NFL Man of the Year Award will receive a \$250,000 donation to the charity of his choice. All donations are courtesy of the NFL Foundation and Nationwide. The 2021 Walter Payton NFL Man of the Year will be announced during NFL Honors, a primetime awards special to air nationally the Thursday before Super Bowl LVI, on ABC.



CHIEFS ANNOUNCE 2021 COACH OF THE YEAR

Blue Valley Northwest coach Clint Rider was named the Chiefs Eric Driskell High School Coach of the Year and was honored at the Chiefs game against the Las Vegas Raiders on Sunday, Dec. 12 by being named the DiPardo Spirit Leader.

Blue Valley Northwest will receive a \$3,000 player health and safety grant from the Hunt Family Foundation as part of Rider's Coach of the Year Award. Rider was named the Chiefs Coach of the Week for week one of the season, which qualified him for the honor.

The Eric Driskell Coach of the Year Award is selected by a panel comprised of the Missouri and Kansas Boards from the Greater Kansas City Football Coaches Association and was presented at the 2021 Simone Awards, held at Blue Valley Northwest on Tuesday, Dec. 7.

Blue Valley Northwest started its season with a 35-21 win over Blue Valley and never looked back. The Huskies' only loss of the regular season came against St. Thomas Aquinas High School before starting a dominant run to the Kansas Class 6A title. Northwest would average 52 points per game in the postseason, beating Blue Valley West 35-7 to advance to the Huskies' first-ever state championship game. In the title game, Northwest dominated three-time defending champion Derby 41-21.

"I just assumed (that I didn't get it), I hadn't heard anything," said Rider. "Just happy for our kids. No coach has ever won an award for anything that his players didn't do, so it's just a reflection of having really good players and having a really good staff. You've got to enjoy these moments and enjoy it when you have opportunities to have really special events like this. It's very special and something that I'll always remember."

In addition, unique to the 2021 season, the Chiefs elected to surprise Rider with a pair of tickets to Super Bowl LVI at SoFi Stadium in Los Angeles, including hotel and airfare as part of the club's Super Bowl ticket giveaway.

The announcement marks the culmination of the 25th season of the High School Coach of the Week program, a joint initiative of the Kansas City Chiefs and the National Football League. This program is designed to recognize and reward Kansas City area high school coaches for superior performance on a weekly basis while honoring individuals who are shaping today's youth and tomorrow's leaders.



CHIEFS ERIC DRISKELL HIGH SCHOOL COACH OF THE YEAR 2021

EDWARDS-HELAIRE GIVES BACK

RB Clyde Edwards-Helaire surprised kids from the Great American Basketball League with a holiday shopping spree at a local sporting goods store on Wednesday, Dec. 1. He handed out more than 20 gift cards before spending time with the young athletes picking stuff out.

"This is really what I enjoy," said Edwards-Helaire. "Being able to play football and then put smiles on kids' faces and bringing the community together. This past year I wasn't really able to get out with Covid and everything with the protocols. Now everything is a little bit loose so I'm able to do some of the things I want to do in the community and this is just one of those things."



2021 NFL STANDINGS

AFC East												
Team	W	L	T	PCT	PF	PA	Home	Road	AFC	NFC	DIV	Streak
New England	9	4	0	.692	350	200	3-4-0	6-0-0	7-1-0	2-3-0	3-1-0	Won 7
Buffalo	7	6	0	.538	363	229	3-3-0	4-3-0	5-5-0	2-1-0	3-1-0	Lost 2
Miami	6	7	0	.462	254	288	4-3-0	2-4-0	4-5-0	2-2-0	2-2-0	Won 5
N.Y. Jets	3	10	0	.231	226	397	2-5-0	1-5-0	3-6-0	0-4-0	0-4-0	Lost 2

AFC North												
Team	W	L	T	PCT	PF	PA	Home	Road	AFC	NFC	DIV	Streak
Baltimore	8	5	0	.615	304	284	5-1-0	3-4-0	5-5-0	3-0-0	1-3-0	Lost 2
Cleveland	7	6	0	.538	278	289	5-2-0	2-4-0	4-5-0	2-1-0	2-2-0	Won 1
Cincinnati	7	6	0	.538	354	293	3-4-0	4-2-0	5-3-0	2-3-0	3-1-0	Lost 2
Pittsburgh	6	6	1	.500	272	322	4-2-1	2-4-0	4-4-0	2-2-1	2-2-0	Lost 1

AFC South												
Team	W	L	T	PCT	PF	PA	Home	Road	AFC	NFC	DIV	Streak
Tennessee	9	4	0	.692	324	290	5-2-0	4-2-0	6-3-0	3-1-0	4-1-0	Won 1
Indianapolis	7	6	0	.538	371	283	3-4-0	4-2-0	6-3-0	1-3-0	3-2-0	Won 1
Houston	2	11	0	.154	177	356	1-6-0	1-5-0	2-7-0	0-4-0	2-2-0	Lost 3
Jacksonville	2	11	0	.154	180	340	2-5-0	0-6-0	2-6-0	0-5-0	0-4-0	Lost 5

AFC West												
Team	W	L	T	PCT	PF	PA	Home	Road	AFC	NFC	DIV	Streak
Kansas City	9	4	0	.692	351	268	6-2-0	3-2-0	4-4-0	5-0-0	3-1-0	Won 6
L.A. Chargers	8	5	0	.615	351	336	4-3-0	4-2-0	5-3-0	3-2-0	2-1-0	Won 2
Denver	7	6	0	.538	275	228	4-3-0	3-3-0	3-5-0	4-1-0	1-2-0	Won 1
Las Vegas	6	7	0	.462	283	360	3-4-0	3-3-0	4-4-0	2-3-0	1-3-0	Lost 2

NFC East												
Team	W	L	T	PCT	PF	PA	Home	Road	NFC	AFC	DIV	Streak
Dallas	9	4	0	.692	380	287	4-2-0	5-2-0	7-1-0	2-3-0	3-0-0	Won 2
Washington	6	7	0	.462	266	324	3-4-0	3-3-0	5-3-0	2-3-0	1-1-0	Lost 1
Philadelphia	6	7	0	.462	337	291	1-4-0	5-3-0	4-4-0	2-3-0	0-2-0	Won 1
N.Y. Giants	4	9	0	.308	232	310	3-3-0	1-6-0	3-5-0	0-4-0	1-2-0	Lost 2

NFC North												
Team	W	L	T	PCT	PF	PA	Home	Road	NFC	AFC	DIV	Streak
Green Bay	10	3	0	.769	328	272	6-0-0	4-3-0	8-2-0	2-1-0	3-1-0	Won 2
Minnesota	6	7	0	.462	344	333	4-2-0	2-5-0	4-4-0	2-3-0	2-1-0	Won 1
Chicago	4	9	0	.308	231	332	2-4-0	2-5-0	2-6-0	2-3-0	2-2-0	Lost 2
Detroit	1	11	1	.115	213	354	1-5-0	0-6-1	1-7-0	0-4-1	1-4-0	Lost 1

NFC South												
Team	W	L	T	PCT	PF	PA	Home	Road	NFC	AFC	DIV	Streak
Tampa Bay	10	3	0	.769	410	297	6-0-0	4-3-0	6-3-0	4-0-0	2-1-0	Won 4
Atlanta	6	7	0	.462	245	353	1-5-0	5-2-0	3-6-0	2-1-0	2-3-0	Won 1
New Orleans	6	7	0	.462	304	285	2-4-0	4-3-0	4-5-0	2-1-0	1-2-0	Won 1
Carolina	5	8	0	.385	257	282	2-5-0	3-3-0	3-6-0	2-2-0	2-1-0	Lost 3

NFC West												
Team	W	L	T	PCT	PF	PA	Home	Road	NFC	AFC	DIV	Streak
Arizona	10	2	0	.833	343	224	3-2-0	7-0-0	6-2-0	4-0-0	4-0-0	Won 2
L.A. Rams	8	4	0	.667	336	270	4-2-0	4-2-0	5-3-0	3-1-0	1-2-0	Won 1
San Francisco	7	6	0	.538	329	301	2-4-0	5-2-0	5-5-0	1-1-0	1-4-0	Won 1
Seattle	5	8	0	.385	272	262	2-4-0	3-4-0	2-6-0	3-2-0	2-2-0	Won 2

CHIEFS IN THE POSTSEASON

CHIEFS PLAYOFF APPEARANCES BY THE NUMBERS

World Championships	2 (1969, 2019)
AFL Championships	3 (1962, 1966, 1969)
AFC Championships.....	2 (2019, 2020)
AFL West Champs.....	3 (1962, 1966, 1968)
AFC West Champs.....	11 (1971, 1993, 1995, 1997, 2003, 2010, 2016, 2017, 2018, 2019, 2020)
Total Playoff Games	35
All-Time Playoff Record.....	15-20
Years in Playoffs.....	23
Most Consecutive Playoff Appearances.....	6 (2015-20 and 1990-95)
Current Streak of Consecutive Appearances	6 (2015-20)



GAME-BY-GAME RESULTS



DATE	OPPONENT	GAME	RESULT
12/23/62	Houston	1962 AFL Championship	W, 20-17 (OT)
1/1/67	Buffalo	1966 AFL Championship	W, 31-7
1/15/67	Green Bay	Super Bowl I (Los Angeles)	L, 10-35
12/22/68	Oakland	1968 AFL Divisional	L, 6-41
12/20/69	N.Y. Jets	1969 AFL Divisional	W, 13-6
1/4/70	Oakland	1969 AFL Championship	W, 17-7
1/11/70	Minnesota	Super Bowl IV (New Orleans)	W, 23-7
12/25/71	Miami	1971 AFC Divisional	L, 24-27 (2 OT)
12/28/86	N.Y. Jets	1986 AFC Wild Card	L, 15-35
1/5/91	Miami	1990 AFC Wild Card	L, 16-17
12/28/91	L.A. Raiders	1991 AFC Wild Card	W, 10-6
1/5/92	Buffalo	1991 AFC Divisional	L, 14-37
1/2/93	San Diego	1992 AFC Wild Card	L, 0-17
1/8/94	Pittsburgh	1993 AFC Wild Card	W, 27-24 (OT)
1/16/94	Houston	1993 AFC Divisional	W, 28-20
1/23/94	Buffalo	1993 AFC Championship	L, 13-30
12/31/94	Miami	1994 AFC Wild Card	L, 17-27
1/7/96	Indianapolis	1995 AFC Divisional	L, 7-10
1/4/98	Denver	1997 AFC Divisional	L, 10-14
1/11/04	Indianapolis	2003 AFC Divisional	L, 31-38
1/6/07	Indianapolis	2006 AFC Wild Card	L, 8-23
1/9/11	Baltimore	2010 AFC Wild Card	L, 7-30
1/4/14	Indianapolis	2013 AFC Wild Card	L, 44-45
1/9/16	Houston	2015 AFC Wild Card	W, 30-0
1/16/16	New England	2015 AFC Divisional	L, 20-27
1/15/17	Pittsburgh	2016 AFC Divisional	L, 16-18
1/6/18	Tennessee	2017 AFC Wild Card	L, 21-22
1/12/19	Indianapolis	2018 AFC Divisional	W, 31-13
1/20/19	New England	2018 AFC Championship	L, 31-37 (OT)
1/12/20	Houston	2019 AFC Divisional	W, 51-31
1/19/20	Tennessee	2019 AFC Championship	W, 35-24
2/2/20	San Francisco	Super Bowl LIV (Miami)	W, 31-20
1/17/21	Cleveland	2020 AFC Divisional	W, 22-17
1/24/21	Buffalo	2020 AFC Championship	W, 38-24
2/7/21	Tampa Bay	Super Bowl LV (Tampa)	L, 9-31

- Bold Denotes Home Games

HOME RECORD IN POSTSEASON: 7-8 (Last Win Jan. 24, 2021 vs. Buffalo)

AWAY RECORD IN POSTSEASON: 6-11 (Last Win Jan. 9, 2016 at Houston)

SUPER BOWLS: 2-2 (Last Win Feb. 2, 2020 in Miami)

RECORD VS. ALL PLAYOFF OPPONENTS

TEAM	RECORD	LAST MEETING	RESULT
Baltimore	0-1	'10 AFC Wild Card	L, 7-30
Buffalo	2-2	'20 AFC Championship	W, 38-24
Cleveland	1-0	'20 AFC Divisional	W, 22-17
Denver	0-1	'97 AFC Divisional	L, 10-14
Green Bay	0-1	Super Bowl I	L, 10-35
Oilers/Titans	3-1	'19 AFC Championship	W, 35-24
Houston Texans	2-0	'19 AFC Divisional	W, 51-31
Indianapolis	1-4	'18 AFC Divisional	W, 31-13
Miami	0-3	'94 AFC First Round	L, 17-27
Minnesota	1-0	Super Bowl IV	W, 23-7
New England	0-2	'18 AFC Championship	L, 31-37 (OT)
N.Y. Jets	1-1	'86 AFC Wild Card	L, 15-35
Oak/LA Raiders	2-1	'91 AFC First Round	W, 10-6
Pittsburgh	1-1	'16 AFC Divisional	L, 16-18
San Diego	0-1	'92 AFC First Round	L, 0-17
San Francisco	1-0	Super Bowl LIV	W, 31-20
Tampa Bay	0-1	Super Bowl LV	L, 9-31



TEAM STATS & SUMMARIES



KANSAS CITY CHIEFS / WEEK 14 / THROUGH SUNDAY, DECEMBER 12, 2021

WON 9, LOST 4				* RUSHING		No.	Yds	Avg	Long	TD		
09/12	W 33-29	Cleveland	72,973	Edwards-Helaire	101	458	4.5	17	3			
09/19	L 35-36	at Baltimore	70,417	Darre. Williams	107	386	3.6	21	4			
09/26	L 24-30	L.A. Chargers	72,980	Mahomes	52	270	5.2	23	2			
10/03	W 42-30	at Philadelphia	69,796	Gore	29	146	5.0	51t	2			
10/10	L 20-38	Buffalo	73,389	Hill	8	94	11.8	33	0			
10/17	W 31-13	at Washington	51,322	McKinnon	7	38	5.4	18	0			
10/24	L 3-27	at Tennessee	69,484	Hardman	6	36	6.0	24	0			
11/01	W 20-17	N.Y. Giants	72,898	Burton	5	15	3.0	5	0			
11/07	W 13- 7	Green Bay	73,476	B. Bell	2	5	2.5	3	0			
11/14	W 41-14	at Las Vegas	62,125	Kelce	1	4	4.0	4t	1			
11/21	W 19- 9	Dallas	73,494	Henne	6	0	0.0	4	0			
12/05	W 22- 9	Denver	73,185	TEAM	324	1452	4.5	51t	12			
12/12	W 48- 9	Las Vegas	73,278	OPPONENTS	308	1426	4.6	31	10			
12/16		at L.A. Chargers		* RECEIVING	No.	Yds	Avg	Long	TD			
12/26		Pittsburgh		Hill	90	1030	11.4	75t	8			
01/02		at Cincinnati		Kelce	73	875	12.0	46t	5			
01/09		at Denver		Hardman	45	495	11.0	49	1			
		K.C.	Opp.	Darre. Williams	38	373	9.8	38t	2			
TOTAL FIRST DOWNS		317	274	Pringle	25	380	15.2	40t	3			
Rushing		89	88	Robinson	18	197	10.9	33t	2			
Passing		201	162	Edwards-Helaire	16	107	6.7	29	2			
Penalty		27	24	McKinnon	10	81	8.1	14	0			
3rd Down: Made/Att	82/157	58/151		Fortson	5	47	9.4	27	2			
3rd Down Pct.	52.2	38.4		B. Bell	5	41	8.2	20	0			
4th Down: Made/Att	7/11	14/22		Gore	4	36	9.0	16	0			
4th Down Pct.	63.6	63.6		Gordon	4	27	6.8	11	1			
POSSESSION AVG.	30:44	29:16		Gray	4	18	4.5	8	1			
TOTAL NET YARDS	5065	4702		Kemp	2	24	12.0	16	0			
Avg. Per Game	389.6	361.7		Burton	1	11	11.0	11	0			
Total Plays	867	795		Remmers	1	-2	-2.0	-2	0			
Avg. Per Play	5.8	5.9		TEAM	341	3740	11.0	75t	27			
NET YARDS RUSHING	1452	1426		OPPONENTS	308	3428	11.1	61	20			
Avg. Per Game	111.7	109.7		* INTERCEPTIONS	No.	Yds	Avg	Long	TD			
Total Rushes	324	308		Mathieu	3	56	18.7	34t	1			
NET YARDS PASSING	3613	3276		Sorensen	2	75	37.5	75t	1			
Avg. Per Game	277.9	252.0		Gay	2	14	7.0	13	0			
Sacked/Yards Lost	24/127	24/152		Sneed	2	2	1.0	2	0			
Gross Yards	3740	3428		Thornhill	1	13	13.0	13	0			
Att./Completions	519/341	463/308		Hughes	1	0	0.0	0	0			
Completion Pct.	65.7	66.5		Ward	1	0	0.0	0	0			
Had Intercepted	12	13		Wharton	1	0	0.0	0	0			
PUNTS/AVERAGE	32/48.0	43/48.3		TEAM	13	160	12.3	75t	2			
NET PUNTING AVG.	32/45.5	43/42.6		OPPONENTS	12	75	6.3	34	1			
PENALTIES/YARDS	87/720	95/704		* PUNTING	No.	Yds	Avg	Net	TB	In	Lg	B
FUMBLES/BALL LOST	19/11	21/10		Townsend	31	1505	48.5	45.9	1	19	68	0
TOUCHDOWNS	42	32		Butker	1	31	31.0	31.0	0	1	31	0
Rushing	12	10		TEAM	32	1536	48.0	45.5	1	20	68	0
Passing	27	20		OPPONENTS	43	2077	48.3	42.6	4	15	66	0
Returns	3	2		* PUNT RETURNS	Ret	FC	Yds	Avg	Long	TD		
* SCORE BY PERIODS	Q1	Q2	Q3	Q4	OT	PTS						
TEAM	88	95	74	94	0	351						
OPPONENTS	52	104	33	79	0	268						
* SCORING	TD-Ru-Pa-Rt	K-PAT	FG	S	PTS							
Butker	0 0 0 0	39/41	20/23	0	99							
Hill	8 0 8 0			0	48							
Kelce	6 1 5 0			0	36							
Darre. Williams	6 4 2 0			0	36							
Edwards-Helaire	5 3 2 0			0	30							
Pringle	3 0 3 0			0	18							
Fortson	2 0 2 0			0	12							
Gore	2 2 0 0			0	12							
Mahomes	2 2 0 0			0	12							
Robinson	2 0 2 0			0	12							
Gordon	1 0 1 0			0	6							
Gray	1 0 1 0			0	6							
Hardman	1 0 1 0			0	6							
Hughes	1 0 0 1			0	6							
Mathieu	1 0 0 1			0	6							
Sorensen	1 0 0 1			0	6							
TEAM	42 12 27	3 39/41	20/23	0	351							
OPPONENTS	32 10 20	2 24/27	16/19	0	268							
SACKS:	Jones 7, Danna 3, F. Clark 2.5, Ingram LG 2, Ingram TM 1, Nnadi 2, Okafor 1.5, Reed 1.5, Mathieu 1, Niemann 1, Sneed 1, Sorensen 1, Wharton 1, Gay 0.5, TM 24, OPP 24											
FUM/LOST:	Mahomes 7/3, Hardman 3/2, Edwards-Helaire 2/2, Hill 2/1, Pringle 2/1, Hughes 1/1, Humphrey 1/0, Kelce 1/1											
* PASSING	Att	Cmp	Yds	Cmp%	Yds/Att	TD	TD%	Int	Int%	Long	Sack/Lost	Rating
Mahomes	502	329	3642	65.5	7.25	27	5.4	12	2.4	75t	24/ 127	94.9
Henne	16	11	82	68.8	5.13	0	0.0	0	0.0	17	0/ 0	80.7
Townsend	1	1	16	100.0	16.00	0	0.0	0	0.0	16	0/ 0	118.8
TEAM	519	341	3740	65.7	7.21	27	5.2	12	2.3	75t	24/ 127	94.6
OPPONENTS	463	308	3428	66.5	7.40	20	4.3	13	2.8	61	24/ 152	91.1

DEFENSIVE STATS

2021 REGULAR SEASON KANSAS CITY CHIEFS DEFENSIVE STATS (THROUGH WEEK 14)

PO	S.	PLAYER	TKL.	AST.	COMB	TFL	SACKS/SK.	YDS.	PR	FR	INT./	YDS.	PD
LB		N. Bolton	54	34	88	11	0.0/0.0		2	0	0	0/0	0
S		T. Mathieu	51	12	63	2	1.0/11.0		2	2	0	3/56	6
CB		L. Sneed	49	13	62	6	1.0/21.0		2	1	1	2/2	6
LB		A. Hitchens	28	25	53	3	0.0/0.0		1	0	0	0/0	1
S		D. Sorensen	35	10	45	3	1.0/9.0		3	0	0	2/75	5
S		J. Thornhill	30	15	45	1	0.0/0.0		0	1	1	1/13	3
CB		C. Ward	31	10	41	0	0.0/0.0		0	0	0	1/0	6
LB		W. Gay	21	17	38	1	0.5/3.5		1	0	0	2/14	3
CB		R. Fenton	27	8	35	0	0.0/0.0		0	0	1	0/0	5
LB		B. Niemann	22	12	34	1	1.0/9.0		1	1	0	0/0	1
CB		M. Hughes	27	5	32	0	0.0/0.0		0	1	4	1/0	5
DT		J. Reed	19	13	32	1	1.5/8.0		9	0	2	0/0	0
DT		D. Nnadi	19	11	30	1	2.0/5.0		4	0	0	0/0	0
DE		M. Danna	11	12	23	3	3.0/14.0		9	0	2	0/0	1
DT		T. Wharton	11	10	21	0	1.0/5.0		2	0	0	1/0	1
DT		C. Jones	12	8	20	6	7.0/48.5		14	1	1	0/0	5
DE		A. Okafor	7	12	19	0	1.5/1.5		5	0	1	0/0	1
DE		F. Clark	10	6	16	2	2.5/9.5		15	0	2	0/0	0
CB		D. Baker	12	2	14	0	0.0/0.0		0	0	0	0/0	1
S		A. Watts	5	4	9	1	0.0/0.0		0	1	0	0/0	0
DT		K. Saunders	2	6	8	0	0.0/0.0		0	0	0	0/0	0
DE/ LB		M. Ingram III	2	5	7	1	1.0/7.0		3	0	0	0/0	0
CB		C. Lammons	0	3	3	0	0.0/0.0		0	0	0	0/0	0
WR		M. Kemp	1	0	1	1	0.0/0.0		0	0	0	0/0	0
DB		J. Jackson	0	1	1	0	0.0/0.0		0	0	0	0/0	0
LB		D. O'Daniel	0	1	1	0	0.0/0.0		0	0	0	0/0	0
DE		D. Harris	0	0	0	0	0.0/0.0		1	0	0	0/0	0
TOTALS			486	255	741	44	24.0/152.0		74	8	15	13/160	50

2021 REGULAR SEASON CHIEFS SPECIAL TEAMS STATS

POS.	PLAYER	TKL.	AST.	COMB.
WR	Kemp, Marcus	7	2	9
S	Watts, Armani	5	4	9
LB	Niemann, Ben	3	1	4
FB	Burton, Michael	2	2	4
CB	Lammons, Chris	3	0	3
CB	Hughes, Mike	2	0	2
RB	McKinnon, Jerick	2	0	2
LB	O'Daniel, Dorian	2	0	2
CB	Fenton, Rashad	0	2	2
DB	Bootle, Dicaprio	1	0	1
WR	Fountain, Daurice	1	0	1
LB	Harris, Darius	1	0	1
LB	Rozeboom, Christian	1	0	1
RB	Williams, Darrel	1	0	1

DEFENSIVE SCORES

- INT (2)** (14:19) (Shotgun) L.Jackson pass short right intended for S.Watkins INTERCEPTED by T.Mathieu at BLT 34. T.Mathieu for 34 yards. @ **BAL (09/19/21)**
- (9:56) (Shotgun) T.Bridgewater pass short middle intended for T.Patrick INTERCEPTED by D.Sorensen (B.Niemann) at KC 25. D.Sorensen for 75 yards. **vs. DEN (12/05/21)**
- FR (1)** (14:52) J.Jacobs left end to LV 22 for -3 yards (J.Reed). FUMBLES (J.Reed), RECOVERED by KC-M.Hughes at LV 23. M.Hughes for 23 yards. **vs. LV (12/12/21)**
- Safety (0)**

SPECIAL TEAMS BIG PLAYS

- FR (2)** (2:50) T.Townsend punts 71 yards to end zone, Center-J.Winchester, Touchback. Kansas City challenged the touchback ruling, and the play was REVERSED. T.Townsend punts 51 yards to GB 20, Center-J.Winchester. M.Taylor MUFFS catch, RECOVERED by KC-C.Lammons at GB 10. **vs. GB (11/07/21)**
- (:08) T.Townsend punts 47 yards to DEN 18, Center-J.Winchester. D.Spencer MUFFS catch, RECOVERED by KC-B.Prinkle at DEN 16. **vs. DEN (12/05/21)**

DEFENSIVE STATS

RB	Gore, Derrick	0	1	1
TE	Gray, Noah	0	1	1
TOTALS		31	13	44

REGULAR SEASON DEFENSIVE AND SPECIAL TEAMS STATISTICS ARE BASED ON PRESS BOX STATISTICS.



WEEK 1:

Chiefs 33, Browns 29

September 12, 2021 • Arrowhead Stadium • 72,973



Cleveland Browns	8	14	0	7	- 29
Kansas City Chiefs	3	7	10	13	- 33

- CLE** — N.Chubb 4 yd. run (K.Hunt run) (13-75, 7:07)
- KC** — H.Butker 28 yd. Field Goal (10-71, 6:02)
- CLE** — J.Landry 5 yd. run (C.McLaughlin kick) (6-75, 3:23)
- KC** — P.Mahomes 5 yd. run (H.Butker kick) (12-75, 6:58)
- CLE** — N.Chubb 18 yd. run (C.McLaughlin kick) (6-81, 3:35)
- KC** — T.Kelce 11 yd. pass from P.Mahomes (H.Butker kick) (14-75, 7:33)
- KC** — H.Butker 43 yd. Field Goal (10-28, 5:24)
- CLE** — K.Hunt 2 yd. run (C.McLaughlin kick) (9-75, 5:08)
- KC** — T.Hill 75 yd. pass from P.Mahomes (H.Butker kick) (1-75, 0:14)
- KC** — T.Kelce 8 yd. pass from P.Mahomes (pass failed) (3-15, 1:32)

- RUSHING**
- KC** — C. Edwards-Helaire 14-43; P. Mahomes 5-18, TD; T. Hill 1-4; D. Williams 1-4; B. Bell 1-2; M. Burton 1-2
 - CLE** — N. Chubb 15-83, 2 TDs; K. Hunt 6-33, TD; A. Schwartz 1-17; J. Landry 2-13, TD; B. Mayfield 1-7; J. Gillan 1-(0)

- RECEIVING**
- KC** — T. Hill 11-197, TD; T. Kelce 6-76, 2 TDs; C. Edwards-Helaire 3-29; M. Hardman 3-19; D. Robinson 1-9; B. Pringle 1-6; B. Bell 1-3; M. Remmers 1-(1-2)
 - CLE** — D. Njoku 3-76; J. Landry 5-71; A. Schwartz 3-69; K. Hunt 3-28; A. Hooper 3-27; N. Chubb 2-18; H. Bryant 1-17; D. Peoples-Jones 1-4

- PASSING**
- KC** — P. Mahomes 36-27-337, 3 TDs, 0 INT
 - CLE** — B. Mayfield 28-21-321, 0 TDs, 1 INT

- INTERCEPTIONS**
- KC** — M. Hughes 1
 - CLE** — None

- SACKS**
- KC** — C. Jones 2.0
 - CLE** — M. Garrett 1.0; J. Jackson 1.0

- FIELD GOALS**
- KC** — H. Butker (28) (43)
 - CLE** — None

TEAM STATISTICS	BROWNS	CHIEFS
First Downs	24	21
Total Net Yards	457	397
Rushes/Net Yards	26/153	23/73
Net Passing	304	324
Pass Attempts/Completions	28/21	36/27
Had Intercepted	1	0
Sacked/Yards Lost	2/17	2/13
Punts/Average	1/52.0	2/45.5
Penalties/Yards	5/30	5/36
Fumbles/Lost	2/1	0/0
Possession Time	27:13	32:47



WEEK 2:

Ravens 36, Chiefs 35

September 19, 2021 • M&T Bank Stadium • 70,417



Kansas City Chiefs	14	7	14	0	- 35
Baltimore Ravens	7	10	7	12	- 36

- KC** — T.Mathieu 34 yd. interception return (H.Butker kick)
- BAL** — D.Duvernay 2 yd. fumble recovery (J.Tucker kick) (6-75, 3:34)
- KC** — D.Robinson 33 yd. pass from P.Mahomes (H.Butker kick) (8-92, 4:31)
- BAL** — L.Murray 5 yd. run (J.Tucker kick) (9-72, 5:31)
- KC** — Da. Williams 2 yd. run (H.Butker kick) (7-67, 2:30)
- BAL** — J.Tucker 43 yd. Field Goal (7-50, 0:48)
- KC** — B. Pringle 40 yd. pass from P.Mahomes (H.Butker kick) (5-74, 3:07)
- BAL** — M. Brown 42 yd. pass from L.Jackson (J.Tucker kick) (4-75, 2:23)
- KC** — T. Kelce 46 yd. pass from P.Mahomes (H.Butker kick) (6-75, 2:40)
- BAL** — L.Jackson 2 yd. run (pass failed) (5-56, 2:48)
- BAL** — L.Jackson 1 yd. run (pass failed) (14-68, 8:02)

- RUSHING**
- KC** — C. Edwards-Helaire 13-46; T. Hill 1-15; P. Mahomes 1-3; D. Williams 3-(1-2), TD
 - BAL** — L. Jackson 16-107, 2 TDs; T. Williams 13-77; L. Murray 9-36, TD; D. Freeman 2-29; P. Ricard 1-2

- RECEIVING**
- KC** — T. Kelce 7-109, TD; B. Pringle 2-63, TD; M. Hardman 5-55; D. Robinson 3-46, TD; B. Bell 1-20; T. Hill 3-14; J. McKinnon 1-14; M. Burton 1-11; J. Fortson 1-11
 - BAL** — M. Brown 6-113, TD; M. Andrews 5-57; S. Watkins 4-44; T. Williams 2-16; J. Oliver 1-9

- PASSING**
- KC** — P. Mahomes 31-24-343, 3 TDs, 1 INT
 - BAL** — L. Jackson 26-18-239, TD, 2 INT

- INTERCEPTIONS**
- KC** — T. Mathieu 2
 - BAL** — T. Young 1

- SACKS**
- KC** — D. Sorensen 1.0
 - BAL** — None

- FIELD GOALS**
- KC** — None
 - BAL** — J. Tucker (43)

TEAM STATISTICS	CHIEFS	RAVENS
First Downs	22	31
Total Net Yards	405	481
Rushes/Net Yards	18/62	41/251
Net Passing	343	230
Pass Attempts/Completions	31/24	26/18
Had Intercepted	1	2
Sacked/Yards Lost	0/0	1/9
Punts/Average	3/45.0	2/47.5
Penalties/Yards	5/46	8/55
Fumbles/Lost	2/1	1/0
Possession Time	24:01	35:59



WEEK 3:
Chargers 30, Chiefs 24

September 26, 2021 • Arrowhead Stadium • 72,980



Los Angeles Chargers 0 14 0 16 — 30
Kansas City Chiefs 0 3 14 7 — 24

LAC — K. Allen 4 yd. pass from J. Herbert (kick failed, w/ (9-51, 3:51)
LAC — A. Ekeler 16 yd. pass from J. Herbert (J. Herbert-M. Williams pass) (6-53, 3:19)
KC — H. Butker 34 yd. Field Goal (11-70, 2:14)
KC — J. Fortson 2 yd. pass from P. Mahomes (H. Butker kick) (12-75, 5:45)
KC — C. Edwards-Helaire 10 yd. pass from P. Mahomes (H. Butker kick) (10-70, 4:09)
LAC — M. Williams 20 yd. pass from J. Herbert (T. Vizcaino kick) (11-75, 4:56)
KC — M. Hardman 8 yd. pass from P. Mahomes (H. Butker kick) (12-72, 6:56)
LAC — T. Vizcaino 24 yd. Field Goal (10-69, 4:29)
LAC — M. Williams 4 yd. pass from J. Herbert (kick failed, w/ (8-59, 1:10)

RUSHING
KC — C. Edwards-Helaire 17-100; P. Mahomes 4-45; D. Williams 7-28; T. Hill 1-11; M. Hardman 1-2
LAC — A. Ekeler 11-55; J. Herbert 4-16; L. Rountree III 4-3; J. Guyton 1-3; J. Jackson 2-(0)

RECEIVING
KC — T. Kelce 7-104; T. Hill 5-56; M. Hardman 3-33; TD; D. Robinson 2-17; B. Pringle 2-12; D. Williams 2-11; C. Edwards-Helaire 2-9; TD; J. Fortson 2-7; TD; B. Bell 1-6; N. Gray 1-5
LAC — M. Williams 7-122, 2 TDs; A. Ekeler 6-52, TD; K. Allen 8-50, TD; J. Cook 2-27; D. Parham Jr. 1-19; G. Nabers 2-11

PASSING
KC — P. Mahomes 44-27-260, 3 TDs, 2 INT
LAC — J. Herbert 38-26-281, 4 TDs, 0 INT

INTERCEPTIONS

KC — None
LAC — A. Gilman 1; A. Samuel Jr. 1

SACKS

KC — M. Danna 1.0
LAC — K. White 1.0; J. Bosa 0.5; D. Tranquill 0.5

FIELD GOALS

KC — H. Butker (34)
LAC — T. Vizcaino (24)

TEAM STATISTICS	CHARGERS	CHIEFS
First Downs	21	33
Total Net Yards	352	437
Rushes/Net Yards	22/77	30/186
Net Passing	275	251
Pass Attempts/Completions	38/26	44/27
Had Intercepted	0	2
Sacked/Yards Lost	1/6	2/9
Punts/Average	4/43.0	1/51.0
Penalties/Yards	8/50	6/56
Fumbles/Lost	1/0	2/2
Possession Time	27:29	32:31



WEEK 4:
Chiefs 42, Eagles 30

October 3, 2021 • Lincoln Financial Field • 69,796



Kansas City Chiefs 7 14 7 14 — 42
Philadelphia Eagles 10 3 3 14 — 30

PHI — J. Elliott 29 yd. Field Goal (8-64, 3:22)
KC — C. Edwards-Helaire 1 yd. pass from P. Mahomes (H. Butker kick) (8-77, 3:36)
PHI — D. Goedert 3 yd. pass from J. Hurts (J. Elliott kick) (12-84, 6:05)
KC — T. Hill 6 yd. pass from P. Mahomes (H. Butker kick) (12-83, 7:32)
PHI — J. Elliott 25 yd. Field Goal (13-68, 5:50)
KC — J. Fortson 2 yd. pass from P. Mahomes (H. Butker kick) (8-75, 2:39)
PHI — J. Elliott 31 yd. Field Goal (10-36, 5:02)
KC — D. Williams 1 yd. run (H. Butker kick) (11-75, 6:16)
PHI — K. Gainwell 7 yd. run (J. Elliott kick) (7-56, 3:09)
KC — T. Hill 12 yd. pass from P. Mahomes (H. Butker kick) (11-75, 5:58)
KC — T. Hill 44 yd. pass from P. Mahomes (H. Butker kick) (6-65, 1:56)
PHI — G. Ward 15 yd. pass from J. Hurts (J. Elliott kick) (10-75, 2:26)

RUSHING
KC — C. Edwards-Helaire 14-102; D. Williams 10-42, TD; P. Mahomes 5-26; M. Hardman 2-25; M. Burton 1-5
PHI — J. Hurts 8-47; K. Gainwell 3-31, TD; M. Sanders 7-13; J. Reagor 1-12

RECEIVING
KC — T. Hill 11-186, 3 TDs; T. Kelce 4-23; B. Pringle 2-23; M. Hardman 2-16; D. Williams 2-16; C. Edwards-Helaire 2-12, TD; J. Fortson 1-2, TD
PHI — D. Smith 7-122; Z. Ertz 6-60; K. Gainwell 6-58; D. Goedert 5-56, TD; M. Sanders 3-34; Q. Watkins 3-33; G. Ward 1-15, TD; J. Reagor 1-9

PASSING
KC — P. Mahomes 30-24-278, 5 TDs, 1 INT
PHI — J. Hurts 48-32-387, 2 TDs, 0 INT

INTERCEPTIONS

KC — None
PHI — E. Wilson 1

SACKS

KC — M. Danna 2.0; L. Sneed 1.0
PHI — J. Hargrave 1.0

FIELD GOALS

KC — None
PHI — J. Elliott (29) (25) (31)

TEAM STATISTICS	CHIEFS	EAGLES
First Downs	31	30
Total Net Yards	471	461
Rushes/Net Yards	32/200	19/103
Net Passing	271	358
Pass Attempts/Completions	30/24	48/32
Had Intercepted	1	0
Sacked/Yards Lost	1/7	3/29
Punts/Average	0/0.0	0/0.0
Penalties/Yards	7/46	9/49
Fumbles/Lost	1/0	2/0
Possession Time	30:52	29:08



WEEK 5:

Bills 38, Chiefs 20

October 10, 2021 • Arrowhead Stadium • 73,389



Buffalo Bills	7	17	7	7	—	38
Kansas City Chiefs	3	10	0	7	—	20

- KC** — H.Butker 38 yd. Field Goal (17-56, 6:29)
- BUF** — J.Allen 9 yd. run (T.Bass kick) (8-75, 3:55)
- KC** — B.Pringle 5 yd. pass from P.Mahomes (H.Butker kick) (12-80, 7:55)
- BUF** — E.Sanders 35 yd. pass from J.Allen (T.Bass kick) (5-75, 2:15)
- BUF** — T.Bass 30 yd. Field Goal (7-62, 2:33)
- BUF** — D.Knox 53 yd. pass from J.Allen (T.Bass kick) (2-68, 0:34)
- KC** — H.Butker 54 yd. Field Goal (8-39, 1:14)
- BUF** — M.Hyde 26 yd. interception return (T.Bass kick)
- KC** — T.Kelce 1 yd. pass from P.Mahomes (H.Butker kick) (7-52, 2:32)
- BUF** — E.Sanders 8 yd. pass from J.Allen (T.Bass kick) (12-85, 7:51)

TEAM STATISTICS	BILLS	CHIEFS
First Downs	20	29
Total Net Yards	436	392
Rushes/Net Yards	28/121	23/120
Net Passing	315	272
Pass Attempts/Completions	26/15	54/33
Had Intercepted	0	2
Sacked/Yards Lost	0/0	2/0
Punts/Average	4/40.0	2/44.0
Penalties/Yards	10/103	7/55
Fumbles/Lost	0/0	2/2
Possession Time	27:35	32:25

- KC** — P. Mahomes 8-61; D. Williams 5-27; T. Hill 1-15; C. Edwards-Helaire 7-13; M. Burton 1-2; J. McKinnon 1-2
- BUF** — J. Allen 11-59, TD; Z. Moss 11-37; D. Singletary 6-25

RUSHING

RECEIVING

- KC** — M. Hardman 9-76; T. Hill 7-63; T. Kelce 6-57, TD; D. Williams 3-18; McKinnon 2-13; B. Pringle 2-11, TD; C. Edwards-Helaire 1-11; J. Gordon 1-11; D. Robinson 1-8; B. Bell 1-4
- BUF** — D. Knox 3-117, TD; S. Diggs 2-69; Z. Moss 3-55; E. Sanders 3-54, 2 TDs; G. Davis 1-16; C. Beasley 1-5; T. Sweeney 1-1; D. Singletary 1-(-2)

PASSING

- KC** — P. Mahomes 54-33-272, 2 TDs, 2 INT
- BUF** — J. Allen 26-15-315, 3 TDs, 0 INT

INTERCEPTIONS

- KC** — None
- BUF** — M. Hyde 1; G. Rousseau 1

SACKS

- KC** — None
- BUF** — G. Rousseau 1.0; B. Basham 0.5; J. Hughes 0.5

FIELD GOALS

- KC** — H. Butker (38) (54)
- BUF** — T. Bass (30)



WEEK 6:

Chiefs 31, Washington 13

October 17, 2021 • FedExField • 51,322



Kansas City Chiefs	7	3	7	14	—	31
Washington Football Team	10	0	0	0	—	13

- KC** — Da.Williams 2 yd. run (H.Butker kick) (10-95, 4:50)
- WAS** — D.Hopkins 50 yd. Field Goal (12-43, 5:39)
- KC** — H.Butker 52 yd. Field Goal (4-7, 1:06)
- WAS** — D.Hopkins 43 yd. Field Goal (9-50, 4:26)
- WAS** — R.Seals-Jones 39 yd. pass from T.Heinicke (D.Hopkins kick) (8-67, 3:32)
- KC** — T.Hill 2 yd. pass from P.Mahomes (H.Butker kick) (10-68, 4:18)
- KC** — Da.Williams 3 yd. run (H.Butker kick) (8-45, 3:36)
- KC** — D.Robinson 24 yd. pass from P.Mahomes (H.Butker kick) (15-96, 7:18)

TEAM STATISTICS	CHIEFS	WASHINGTON
First Downs	29	15
Total Net Yards	499	276
Rushes/Net Yards	28/109	19/94
Net Passing	390	182
Pass Attempts/Completions	47/32	39/24
Had Intercepted	2	1
Sacked/Yards Lost	3/7	0/0
Punts/Average	2/26.5	4/58.0
Penalties/Yards	5/47	6/44
Fumbles/Lost	2/1	1/1
Possession Time	33:53	26:07

RUSHING

- KC** — D. Williams 21-62, 2 TDs; P. Mahomes 3-31; J. McKinnon 3-10; M. Hardman 1-6
- WAS** — J. McKissic 8-45; A. Gibson 10-44; J. Patterson 1-5

RECEIVING

- KC** — T. Kelce 8-99; T. Hill 9-76, TD; M. Hardman 4-62; B. Pringle 3-55; D. Robinson 3-46, TD; D. Williams 3-27; J. Fortson 1-27; J. McKinnon 1-5
- WAS** — J. McKissic 8-65; R. Seals-Jones 4-58, TD; D. Brown 3-30; J. McLaurin 4-28; J. Bates 1-7; A. Gibson 2-(-0); J. Patterson 1-(-2); A. Humphries 1-(-4)

PASSING

- KC** — P. Mahomes 47-32-397, 2 TDs, 2 INT
- WAS** — T. Heinicke 39-24-182, TD, 1 INT

INTERCEPTIONS

- KC** — T. Wharton 1
- WAS** — K. Fuller 1; B. McCain 1

SACKS

- KC** — None
- WAS** — C. Holcomb 1.0; C. Toohill 1.0; M. Ioannidis 0.5; C. Young 0.5

FIELD GOALS

- KC** — H. Butker (52)
- WAS** — D. Hopkins (43) (50) 42W/L



WEEK 7:

Titans 27, Chiefs 3

October 24, 2021 • Nissan Stadium • 69,484



Kansas City Chiefs	0	0	3	0	- 3
Tennessee Titans	14	13	0	0	- 27

- TEN** — M.Pruitt 5 yd. pass from D.Henry (R.Bullock kick) (8-75, 4:10)
- TEN** — A.Brown 24 yd. pass from R.Tannehill (R.Bullock kick) (9-97, 5:34)
- TEN** — R.Bullock 34 yd. Field Goal (12-60, 6:39)
- TEN** — R.Tannehill 2 yd. run (R.Bullock kick) (8-46, 5:08)
- TEN** — R.Bullock 51 yd. Field Goal (8-18, 1:45)
- KC** — H.Butker 42 yd. Field Goal (10-51, 4:00)

TEAM STATISTICS	CHIEFS	TITANS
First Downs	22	24
Total Net Yards	334	369
Rushes/Net Yards	13/77	35/103
Net Passing	257	266
Pass Attempts/Completions	51/31	28/22
Had Intercepted	1	1
Sacked/Yards Lost	4/31	1/9
Punts/Average	2/46.5	2/47.0
Penalties/Yards	9/77	6/31
Fumbles/Lost	3/2	0/0
Possession Time	23:39	36:21

- RUSHING**
- KC** — P. Mahomes 6-35; D. Williams 5-20; T. Hill 1-18; C. Henne 1-4
- TEN** — D. Henry 29-86; D. Evans 2-7; R. Tannehill 2-6, TD; M. Johnson 1-5; L. Woods 1-(-1)

- RECEIVING**
- KC** — B. Pringle 5-73; T. Kelce 7-65; T. Hill 6-49; D. Williams 3-30; M. Hardman 4-28; J. McKinnon 2-17; M. Kemp 1-8; D. Gore 1-7; D. Robinson 1-7; N. Gray 1-4
- TEN** — A. Brown 8-133, TD; J. Jones 2-38; M. Pruitt 2-27, TD; J. Reynolds 3-23; D. Henry 2-16; D. Evans 2-11; J. McNichols 1-10; A. Firkser 1-9; G. Swaim 1-8

- PASSING**
- KC** — P. Mahomes 35-20-206, 0 TDs, 1 INT; C. Henne 16-11-82, 0 TDs, 0 INT
- TEN** — R. Tannehill 27-21-270, TD, 1 INT; D. Henry 1-1-5, TD, 0 INT

- INTERCEPTIONS**
- KC** — W. Gay 1
- TEN** — R. Evans 1

- SACKS**
- KC** — B. Niemann 1.0
- TEN** — D. Autry 2.0; B. Dupree 1.0; H. Landry III 1.0

- FIELD GOALS**
- KC** — H. Butker (42) 57WR
- TEN** — R. Bullock (34) (51)



WEEK 8:

Chiefs 20, Giants 17

November 1, 2021 • Arrowhead Stadium • 72,898



New York Giants	0	10	0	7	- 17
Kansas City Chiefs	7	7	0	6	- 20

- KC** — T. Hill 6 yd. pass from P.Mahomes (H.Butker kick) (4-13, 1:25)
- NYG** — K. Rudolph 1 yd. pass from D.Jones (G.Gano kick) (9-85, 4:02)
- KC** — D. Gore 3 yd. run (H.Butker kick) (11-68, 5:46)
- NYG** — G.Gano 23 yd. Field Goal (8-86, 3:52)
- NYG** — E. Engram 5 yd. pass from D.Jones (G.Gano kick) (8-57, 3:34)
- KC** — H.Butker 36 yd. Field Goal (14-57, 6:00)
- KC** — H.Butker 34 yd. Field Goal (9-55, 3:34)

TEAM STATISTICS	GIANTS	CHIEFS
First Downs	18	29
Total Net Yards	300	368
Rushes/Net Yards	20/72	27/107
Net Passing	228	261
Pass Attempts/Completions	33/23	48/29
Had Intercepted	1	1
Sacked/Yards Lost	3/13	2/14
Punts/Average	5/43.0	4/50.8
Penalties/Yards	10/88	12/103
Fumbles/Lost	2/0	2/1
Possession Time	25:22	34:38

- RUSHING**
- KC** — D. Williams 13-49; D. Gore 11-48, TD; P. Mahomes 3-10
- NYG** — D. Booker 15-60; D. Jones 5-12

- RECEIVING**
- KC** — T. Hill 12-94, TD; M. Hardman 5-63; D. Williams 6-61; T. Kelce 4-27; D. Robinson 1-18; B. Pringle 1-12
- NYG** — J. Boss III 2-72; D. Booker 5-65; K. Toney 4-26; S. Shepard 4-25; E. Penny 1-16; E. Engram 3-15, TD; K. Rudolph 2-12, TD; C. Johnson 2-10

- PASSING**
- KC** — P. Mahomes 48-29-275, TD, 1 INT
- NYG** — D. Jones 32-22-222, 2 TDs, 1 INT; K. Toney 1-1-19, 0 TDs, 0 INT

- INTERCEPTIONS**
- KC** — W. Gay 1
- NYG** — J. Love 1

- SACKS**
- KC** — F. Clark 1.0; C. Jones 1.0; D. Nnadi 1.0
- NYG** — K. Crossen 1.0; L. Williams 1.0

- FIELD GOALS**
- KC** — H. Butker (36) (34)
- NYG** — G. Gano (23)



WEEK 9:

Chiefs 13, Packers 7

November 7, 2021 • Arrowhead Stadium • 73,476



Green Bay Packers	0	0	0	7	-	7
Kansas City Chiefs	7	6	0	0	-	13

- KC** — T. Kelce 1 yd. pass from P. Mahomes (H. Butker kick) (15-64, 7:55)
- KC** — H. Butker 24 yd. Field Goal (4-4, 0:50)
- KC** — H. Butker 55 yd. Field Goal (5-25, 0:26)
- GB** — A. Lazard 20 yd. pass from J. Love (M. Crosby kick) (10-53, 2:57)

TEAM STATISTICS	PACKERS	CHIEFS
First Downs	19	14
Total Net Yards	301	237
Rushes/Net Yards	25/122	25/77
Net Passing	179	160
Pass Attempts/Completions	34/19	37/20
Had Intercepted	1	0
Sacked/Yards Lost	1/11	1/6
Punts/Average	4/54.3	6/56.8
Penalties/Yards	4/19	6/33
Fumbles/Lost	3/1	1/0
Possession Time	31:33	28:27

- RUSHING**
- KC** — D. Williams 19-70; D. Gore 3-13; P. Mahomes 2-(-2); T. Hill 1-(-4)
 - GB** — A. Jones 12-53; A. Dillon 8-46; J. Love 5-23

- RECEIVING**
- KC** — T. Kelce 5-68 TD; T. Hill 4-37; J. McKinnon 3-26; M. Hardman 3-20; D. Williams 3-7; D. Gore 1-6; D. Robinson 1-2
 - GB** — R. Cobb 3-50; A. Dillon 4-44; D. Adams 6-42; A. Lazard 1-20; D. M. Valdes-Scantling 2-19; J. Deguara 2-16; M. Lewis 1-(-1)

- PASSING**
- KC** — P. Mahomes 37-20-166, TD, 0 INT
 - GB** — J. Love 34-19-190, TD, 1 INT

- INTERCEPTIONS**
- KC** — L. Sneed 1
 - GB** — None

- SACKS**
- KC** — T. Mathieu 1.0
 - GB** — R. Gary 1.0

- FIELD GOALS**
- KC** — H. Butker (24) (55)
 - GB** — M. Crosby 40WL 37B



WEEK 10:

Chiefs 41, Raiders 14

November 14, 2021 • Allegiant Stadium • 62,125



Kansas City Chiefs	7	10	10	14	-	41
Las Vegas Raiders	0	7	7	0	-	14

- KC** — T. Hill 8 yd. pass from P. Mahomes (H. Butker kick) (11-89, 5:45)
- LV** — H. Renfrow 6 yd. pass from D. Carr (D. Carlson kick) (5-50, 2:33)
- KC** — H. Butker 40 yd. Field Goal (9-53, 4:33)
- KC** — T. Hill 1 yd. pass from P. Mahomes (H. Butker kick) (10-58, 4:19)
- LV** — B. Edwards 37 yd. pass from D. Carr (D. Carlson kick) (5-75, 2:52)
- KC** — N. Gray 1 yd. pass from P. Mahomes (H. Butker kick) (13-82, 4:59)
- KC** — H. Butker 35 yd. Field Goal (8-56, 4:37)
- KC** — D. Williams 38 yd. pass from P. Mahomes (H. Butker kick) (7-56, 1:59)
- KC** — B. Pringle 22 yd. pass from P. Mahomes (H. Butker kick) (7-80, 4:09)

TEAM STATISTICS	CHIEFS	RAIDERS
First Downs	29	15
Total Net Yards	516	299
Rushes/Net Yards	25/94	14/50
Net Passing	422	249
Pass Attempts/Completions	51/36	35/25
Had Intercepted	0	1
Sacked/Yards Lost	0/0	2/12
Punts/Average	1/42.0	5/50.0
Penalties/Yards	4/34	9/68
Fumbles/Lost	2/1	1/1
Possession Time	35:26	24:34

- RUSHING**
- KC** — D. Williams 11-43; J. McKinnon 3-26; D. Gore 6-19; B. Bell 1-3; M. Hardman 1-3; T. Hill 1-2; C. Henne 2-(-2)
 - LV** — D. Carr 3-18; J. Jacobs 7-16; K. Drake 4-16

- RECEIVING**
- KC** — T. Kelce 8-119; D. Williams 9-101 TD; T. Hill 7-83, 2 TDs; B. Pringle 4-46 TD; M. Hardman 2-27; D. Robinson 3-23; M. Kemp 1-16; J. McKinnon 1-6; N. Gray 1-1 TD
 - LV** — B. Edwards 3-88 TD; H. Renfrow 7-46 TD; D. Jackson 1-38; D. Waller 4-24; Z. Jones 1-22; J. Jacobs 5-20; K. Drake 2-15; A. Ingold 1-5; J. Richard 1-3

- PASSING**
- KC** — P. Mahomes 50-35-406, 5 TDs, 0 INT; T. Townsend 1-1-16, 0 TDs, 0 INT
 - LV** — D. Carr 35-25-261, 2 TDs, 1 INT

- INTERCEPTIONS**
- KC** — D. Sorensen 1
 - LV** — None

- SACKS**
- KC** — D. Nnadi 1.0; J. Reed 1.0
 - LV** — None

- FIELD GOALS**
- KC** — H. Butker (40) (35) 46WL
 - LV** — None



WEEK 11:

Chiefs 19, Cowboys 9

November 21, 2021 • Arrowhead Stadium • 73,494



Dallas Cowboys	3	0	3	3	—	9
Kansas City Chiefs	9	7	3	0	—	19

- KC** — T.Kelce 4 yd. run (kick failed, wr) (9-86, 3:47)
- KC** — H.Butker 37 yd. Field Goal (4-3, 0:58)
- DAL** — G.Zuerlein 33 yd. Field Goal (10-60, 5:05)
- KC** — C.Edwards-Helaire 1 yd. run (H.Butker kick) (8-65, 3:42)
- DAL** — G.Zuerlein 30 yd. Field Goal (7-24, 2:02)
- KC** — H.Butker 53 yd. Field Goal (7-41, 3:13)
- DAL** — G.Zuerlein 48 yd. Field Goal (9-45, 4:44)

TEAM STATISTICS	COWBOYS	CHIEFS
First Downs	16	22
Total Net Yards	276	370
Rushes/Net Yards	16/82	26/126
Net Passing	194	244
Pass Attempts/Completions	43/28	37/23
Had Intercepted	2	1
Sacked/Yards Lost	5/22	3/16
Punts/Average	6/46.7	4/49.3
Penalties/Yards	6/45	6/64
Fumbles/Lost	2/1	1/1
Possession Time	29:13	30:47

- RUSHING**
- KC** — C. Edwards-Helaire 12-63, TD; T. Hill 1-33; D. Williams 5-15; P. Mahomes 7-11; T. Kelce 1-4, TD
- DAL** — T. Pollard 7-50; E. Elliott 9-32

- RECEIVING**
- KC** — T. Hill 9-77; T. Kelce 5-74; B. Pringle 1-37; M. Hardman 2-25; C. Edwards-Helaire 2-13; D. Williams 1-11; B. Bell 1-8; N. Gray 1-8; J. Gordon 1-7
- DAL** — D. Schultz 6-53; M. Gallup 5-44; E. Elliott 6-36; C. Wilson 4-36; L. Pollard 2-20; C. Lamb 3-14; M. Turner 1-11; S. Mckeon 1-2

- PASSING**
- KC** — P. Mahomes 37-23-260, 0 TDs, 1 INT
- DAL** — D. Prescott 43-28-216, 0 TDs, 2 INT

- INTERCEPTIONS**
- KC** — L. Sneed 1; C. Ward 1
- DAL** — J. Kearse 1

- SACKS**
- KC** — C. Jones 3.5; F. Clark 1.0; J. Reed 0.5
- DAL** — M. Parsons 2.0; D. Armstrong 1.0

- FIELD GOALS**
- KC** — H. Butker (37) (53) 51WR
- DAL** — G. Zuerlein (33) (30) (48)



WEEK 13:

Chiefs 22, Broncos 9

December 5, 2021 • Arrowhead Stadium • 73,185



Denver Broncos	0	3	0	6	—	9
Kansas City Chiefs	10	0	3	9	—	22

- KC** — P.Mahomes 10 yd. run (H.Butker kick) (12-72, 6:03)
- KC** — H.Butker 56 yd. Field Goal (9-42, 3:30)
- DEN** — B.McManus 42 yd. Field Goal (10-51, 3:48)
- KC** — H.Butker 45 yd. Field Goal (7-50, 3:23)
- KC** — H.Butker 26 yd. Field Goal (4-8, 1:34)
- KC** — D.Sorensen 75 yd. interception return (kick failed, wl)
- DEN** — J.Williams 13 yd. pass from T.Bridgewater (pass failed) (11-75, 4:30)

TEAM STATISTICS	BRONCOS	CHIEFS
First Downs	22	15
Total Net Yards	404	267
Rushes/Net Yards	31/154	24/89
Net Passing	250	178
Pass Attempts/Completions	40/22	29/15
Had Intercepted	2	1
Sacked/Yards Lost	1/7	1/6
Punts/Average	3/53.3	4/47.5
Penalties/Yards	5/37	7/60
Fumbles/Lost	2/1	0/0
Possession Time	33:30	26:30

- RUSHING**
- KC** — C. Edwards-Helaire 14-54; D. Williams 5-20; P. Mahomes 4-12, TD; M. Burton 1-3
- DEN** — J. Williams 23-102; M. Boone 4-35; T. Bridgewater 4-17

- RECEIVING**
- KC** — D. Williams 3-60; C. Edwards-Helaire 3-28; T. Kelce 3-27; T. Hill 2-22; D. Robinson 2-21; B. Pringle 1-14; M. Hardman 1-12
- DEN** — J. Leudy 4-77; J. Williams 6-76, TD; N. Fant 4-33; A. Okwuegbunam 3-21; M. Boone 1-19; C. Sutton 2-15; T. Patrick 1-9; K. Hinton 1-7

- PASSING**
- KC** — P. Mahomes 29-15-184, 0 TDs, 1 INT
- DEN** — T. Bridgewater 40-22-257, TD, 2 INT

- INTERCEPTIONS**
- KC** — D. Sorensen 1; J. Thornhill 1
- DEN** — P. Surtain II 1

- SACKS**
- KC** — W. Gay 0.5; M. Ingram III 0.5
- DEN** — D. Jones 1.0

- FIELD GOALS**
- KC** — H. Butker (56) (45) (26)
- DEN** — B. McManus (42)



WEEK 14:

Chiefs 48, Raiders 9

December 12, 2021 • Arrowhead Stadium • 73,278



Las Vegas Raiders	0	3	6	0	—	9
Kansas City Chiefs	14	21	3	10	—	48

- KC** — M.Hughes 23 yd. fumble return (H.Butker kick)
- KC** — D.Williams 23 yd. pass from P.Mahomes (H.Butker kick) (5-80, 2:18)
- KC** — C.Edwards-Helaire 5 yd. run (H.Butker kick) (7-80, 4:22)
- KC** — J.Gordon 1 yd. pass from P.Mahomes (H.Butker kick) (9-39, 5:02)
- KC** — C.Edwards-Helaire 6 yd. run (H.Butker kick) (7-62, 3:18)
- LV** — D.Carlson 26 yd. Field Goal (14-68, 1:40)
- KC** — H.Butker 54 yd. Field Goal (10-41, 6:35)
- LV** — H.Renfrow 4 yd. pass from D.Carr (kick failed, wl) (10-69, 4:56)
- KC** — H.Butker 37 yd. Field Goal (14-56, 8:37)
- KC** — D.Gore 51 yd. run (H.Butker kick) (1-51, 0:09)

TEAM STATISTICS	RAIDERS	CHIEFS
First Downs	19	21
Total Net Yards	290	372
Rushes/Net Yards	12/44	30/132
Net Passing	246	240
Pass Attempts/Completions	45/33	24/20
Had Intercepted	1	0
Sacked/Yards Lost	4/17	3/18
Punts/Average	3/50.0	1/52.0
Penalties/Yards	9/85	8/63
Fumbles/Lost	4/4	1/0
Possession Time	26:25	33:35

- RUSHING**
- KC** — D. Gore 9-66, TD; C. Edwards-Helaire 10-37, 2 TDs; P. Mahomes 4-20; D. Williams 2-8; M. Burton 1-3; M. Hardman 1-0; C. Henne 3-7
- LV** — J. Jacobs 9-24; T. Ragas 1-9; P. Barber 1-7; D. Leavitt 1-4

- RECEIVING**
- KC** — T. Hill 4-76; M. Hardman 2-59; D. Williams 3-31, TD; B. Pringle 1-28; T. Kelce 3-27; D. Gore 2-23; J. Gordon 2-9, TD; C. Edwards-Helaire 3-5
- LV** — H. Renfrow 1-3-11, TD; J. Jacobs 5-46; Z. Jones 5-25; B. Edwards 2-24; D. Jackson 1-19; F. Moreau 3-13; P. Barber 2-13; T. Ragas 2-6

- PASSING**
- KC** — P. Mahomes 24-20-258, 2 TDs, 0 INT
- LV** — D. Carr 45-33-263, TD, 1 INT

- INTERCEPTIONS**
- KC** — T. Mathieu 1
- LV** — None

- SACKS**
- KC** — A. Okafor 1.5; T. Wharton 1.0; F. Clark 0.5; M. Ingram III 0.5; C. Jones 0.5
- LV** — C. Ferrell 1.0; M. Koonce 1.0; Y. Ngakoue 1.0

- FIELD GOALS**
- KC** — H. Butker (54) (37)
- LV** — D. Carlson (26)

ROSTER INFO



2021 KANSAS CITY CHIEFS NUMERICAL ROSTER

(As of December 13, 2021)

NO.	NAME	POS.	HT.	WT.	AGE	EXP.	COLLEGE	HOW ACQ.	HOMETOWN
4	Chad Henne	QB	6-3	215	36	14	Michigan	UFA-18	West Lawn, Pa.
5	Tommy Townsend	P	6-1	194	25	2	Florida	CFA-20	Orlando, Fla.
6	Shane Buechele	QB	6-1	208	23	R	SMU	CFA-21	Arlington, Texas
7	Harrison Butker	K	6-4	196	26	5	Georgia Tech	FA-17	Decatur, Ga.
10	Tyreek Hill	WR	5-10	185	27	6	West Alabama	D5b-16	Pearson, Ga.
11	Demarcus Robinson	WR	6-1	202	27	6	Florida	D4c-16	Fort Valley, Ga.
13	Byron Pringle	WR	6-1	201	28	4	Kansas State	CFA-18	Tampa, Fla.
15	Patrick Mahomes	QB	6-3	227	26	5	Texas Tech	D1-17	Tyler, Texas
17	Mecole Hardman	WR	5-10	180	23	3	Georgia	D2a-19	Bowman, Ga.
19	Josh Gordon	WR	6-3	238	30	5	Baylor	FA-21	Houston, Texas
21	Mike Hughes	CB	5-10	186	24	4	UCF	T (MIN)-21	New Bern, N.C.
22	Juan Thornhill	S	6-0	203	26	3	Virginia	D2b-19	Altavista, Va.
23	Armani Watts	S	5-11	190	25	4	Texas A&M	D4-18	Forney, Texas
24	Melvin Ingram III	DE/LB	6-2	247	32	10	South Carolina	T (PIT)-21	Rockingham, N.C.
25	Clyde Edwards-Helaire	RB	5-8	205	22	2	LSU	D1-20	Baton Rouge, La.
27	Rashad Fenton	CB	5-11	193	24	3	South Carolina	D6a-19	Miami, Fla.
30	DeAndre Baker	CB	5-11	186	24	2	Georgia	FA-20	Miami, Fla.
31	Darrel Williams	RB	5-11	219	26	4	LSU	CFA-18	Marrero, La.
32	Tyrann Mathieu	S	5-9	190	29	9	LSU	UFA-19	New Orleans, La.
35	Charvarius Ward	CB	6-1	195	25	4	Middle Tennessee State	T (DAL)-18	McCombs, Miss.
38	L'Jarius Sneed	CB	6-1	189	24	2	LA Tech	D4-20	Minden, La.
40	Derrick Gore	RB	5-9	200	27	1	Louisiana-Monroe	FA-21	Syracuse, N.Y.
41	James Winchester	LS	6-3	242	32	7	Oklahoma	FA-15	Washington, Okla.
44	Dorian O'Daniel	LB	6-1	217	27	4	Clemson	D3b-18	Olney, Md.
45	Michael Burton	FB	6-0	243	29	7	Rutgers	FA-21	Long Valley, N.J.
49	Daniel Sorensen	S	6-2	200	31	8	BYU	CFA-14	Colton, Calif.
50	Willie Gay	LB	6-1	235	23	2	Mississippi State	D2-20	Starkville, Miss.
51	Mike Danna	DE	6-2	255	24	2	Michigan	D5-20	Detroit, Mich.
52	Creed Humphrey	OL	6-5	309	22	R	Oklahoma	D2b-21	Shawnee, Okla.
53	Anthony Hitchens	LB	6-0	231	29	8	Iowa	UFA-18	Lorain, Ohio
54	Nick Bolton	LB	6-0	237	21	R	Missouri	D2a-21	Frisco, Texas
55	Frank Clark	DE	6-3	261	28	7	Michigan	T (SEA)-19	Cleveland, Ohio
56	Ben Niemann	LB	6-2	233	26	4	Iowa	CFA-18	Sycamore, Ill.
57	Orlando Brown	T	6-8	363	25	4	Oklahoma	T (BAL)-21	Baltimore, Md.
62	Joe Thuney	OL	6-5	304	29	6	North Carolina State	FA-21	Centerville, Ohio
65	Trey Smith	OL	6-6	329	22	R	Tennessee	D6-21	Jackson, Tenn.
66	Austin Blythe	OL	6-3	280	29	6	Iowa	FA-21	Williamsburg, Iowa
67	Lucas Niang	OL	6-7	339	23	R	TCU	D3-20	New Canaan, Conn.
69	Kyle Long	OL	6-6	332	33	8	Oregon	FA-21	Ivy, Va.
70	Prince Tega Wanogho	T	6-5	303	24	1	Auburn	FA-20	Elmore, Ala.
73	Nick Allegretti	G	6-4	315	25	3	Illinois	D7-19	Frankfort, Ill.
77	Andrew Wylie	G	6-6	310	27	4	Eastern Michigan	FA-17	Midland, Mich.
81	Blake Bell	TE	6-6	260	30	7	Oklahoma	FA-21	Wichita, Kan.
83	Noah Gray	TE	6-4	243	22	R	Duke	D5a-21	Leominster, Mass.
85	Marcus Kemp	WR	6-4	208	26	4	Hawaii	CFA-17	Layton, Utah
87	Travis Kelce	TE	6-5	256	32	9	Cincinnati	D3a-13	Cleveland Heights, Ohio
90	Jarran Reed	DT	6-3	313	28	6	Alabama	FA-21	Goldsboro, N.C.
91	Derrick Nnadi	DT	6-1	317	25	4	Florida State	D3a-18	Virginia Beach, Va.
95	Chris Jones	DT	6-6	298	27	6	Mississippi State	D2-16	Houston, Miss.
97	Alex Okafor	DE	6-4	261	30	9	Texas	FA-21	Dallas, Texas
98	Tereshawn Wharton	DT	6-4	278	23	2	Missouri S&T	CFA-20	University City, Mo.
Practice Squad									
2	Dicaprio Bootle	DB	5-10	182	24	R	Nebraska	CFA-21	Miami, Fla.
12	Gehrig Dieter	WR	6-3	208	28	2	Alabama	CFA-17	South Bend, Ind.
14	Cornell Powell	WR	6-0	210	24	R	Clemson	D5b-21	Greenville, N.C.
20	Josh Jackson	DB	6-0	196	25	4	Iowa	FA-21	Corinth, Texas
34	Elijah McGuire	RB	5-10	214	27	3	Louisiana-Lafayette	FA-20	Houma, La.
39	Zayne Anderson	DB	6-2	205	24	R	BYU	CFA-21	Stansbury Park, Utah
42	Devon Key	DB	6-1	204	24	R	Western Kentucky	CFA-21	Lexington, Ky.
43	Elijah Sullivan	LB	6-0	215	24	R	Kansas State	FA-21	Tucker, Ga.
47	Darius Harris	LB	6-2	240	25	2	Middle Tennessee State	CFA-19	Horn Lake, Miss.
48	Nakia Griffin-Stewart	TE	6-5	260	24	2	Pittsburgh	FA-21	Tenafly, N.J.
60	Austin Edwards	DE	6-5	273	24	1	Ferris State	FA-20	Lansing, Mich.
64	Darryl Williams	OL	6-3	304	24	1	Mississippi State	CFA-20	Bessemer, Ala.
79	Cortez Broughton	DT	6-2	293	25	3	Cincinnati	FA-21	Warner Robins, Ga.
80	Mark Vital	TE	6-5	250	24	R	Baylor	CFA-21	Lake Charles, La.
82	Daurice Fountain	WR	6-2	212	25	3	Northern Iowa	FA-21	Madison, Wis.
92	Shilique Calhoun	LB	6-4	260	29	6	Michigan State	FA-21	Middletown Township, N.J.
Reserve/Injured									
1	Jerick McKinnon	RB	5-9	201	29	8	Georgia Southern	FA-21	Marietta, Ga.
26	Chris Lammons	CB	5-10	182	25	2	South Carolina	FA-19	Lauderhill, Fla.
59	Joshua Kaindoh	DE	6-7	262	22	R	Florida State	D4-21	Baltimore, Md.
75	Mike Remmers	T	6-5	301	32	9	Oregon State	FA-20	Portland, Ore.
84	Chad Williams	WR	6-2	204	26	3	Grambling State	FA-20	Baton Rouge, La.
88	Jody Fortson	TE	6-6	240	26	1	Valdosta State	CFA-19	Buffalo, N.Y.
99	Khalen Saunders	DT	6-0	324	25	3	Western Illinois	D3-19	St. Louis, Mo.
Reserve/Non-Football Injury									
94	Malik Herring	DE	6-3	280	24	R	Georgia	CFA-21	Forsyth, Ga.

HEAD COACH: Andy Reid

OFFENSE: Eric Bieniemy (Offensive Coordinator); Joe Bleymaier (Wide Receivers); Porter Ellett (Offensive Quality Control); Connor Embree (Offensive Quality Control); David Girardi (Pass Game Analyst/Asst. QBs); Andy Heck (Offensive Line); Mike Kafka (QB/Pass Game Coordinator); Greg Lewis (Running Backs); Corey Matthei (Asst. Offensive Line); Tom Melvin (Tight Ends).

DEFENSE: Steve Spagnuolo (Defensive Coordinator); Terry Bradden (Asst. Defensive Line); Donald D'Alesio (Defensive Assistant); Brendan Daly (Run Game Coordinator/Defensive Line); Ken Fajole (Outside Linebackers); Matt House (Linebackers); Sam Madison (Defensive Backs/Cornerbacks); Dave Merritt (Defensive Backs); Alex Whittingham (Defensive Quality Control).

SPECIALISTS: Dave Toub (Assistant Head Coach/Special Teams Coordinator); Andy Hill (Asst. Special Teams).

MISCELLANEOUS: Barry Rubin (Head Strength & Conditioning); Greg Carbin (Asst. Strength & Conditioning); Tyler Judkins (Asst. Strength & Conditioning); Ryan Reynolds (Asst. Strength & Conditioning/Dir. of Sport Science); Mike Frazier (Statistical Analysis Coordinator); Dan Williams (Asst. to Head Coach).

2021 KANSAS CITY CHIEFS ALPHABETICAL ROSTER

(As of December 13, 2021)

NO.	NAME	POS.	HT.	WT.	AGE	EXP.	COLLEGE	HOW ACQ.	HOMETOWN
73	Allegretti, Nick	G	6-4	315	25	3	Illinois	D7-19	Frankfort, Ill.
30	Baker, DeAndre	CB	5-11	186	24	2	Georgia	FA-20	Miami, Fla.
81	Bell, Blake	TE	6-6	260	30	7	Oklahoma	FA-21	Wichita, Kan.
66	Blythe, Austin	OL	6-3	280	29	6	Iowa	FA-21	Williamsburg, Iowa
54	Bolton, Nick	LB	6-0	237	21	R	Missouri	D2a-21	Frisco, Texas
57	Brown, Orlando	T	6-8	363	25	4	Oklahoma	T (BAL)-21	Baltimore, Md.
6	Buechele, Shane	QB	6-1	208	23	R	SMU	CFA-21	Arlington, Texas
45	Burton, Michael	FB	6-0	243	29	7	Rutgers	FA-21	Long Valley, N.J.
7	Butker, Harrison	K	6-4	196	26	5	Georgia Tech	FA-17	Decatur, Ga.
55	Clark, Frank	DE	6-3	261	28	7	Michigan	T (SEA)-19	Cleveland, Ohio
51	Danna, Mike	DE	6-2	255	24	2	Michigan	D5-20	Detroit, Mich.
25	Edwards-Helaire, Clyde	RB	5-8	205	22	2	LSU	D1-20	Baton Rouge, La.
27	Fenton, Rashad	CB	5-11	193	24	3	South Carolina	D6a-19	Miami, Fla.
50	Gay, Willie	LB	6-1	235	23	2	Mississippi State	D2-20	Starkville, Miss.
19	Gordon, Josh	WR	6-3	238	30	5	Baylor	FA-21	Houston, Texas
40	Gore, Derrick	RB	5-9	207	27	1	Louisiana-Monroe	FA-21	Syracuse, N.Y.
83	Gray, Noah	TE	6-4	243	22	R	Duke	D5a-21	Leominster, Mass.
17	Hardman, Mecole	WR	5-10	180	23	3	Georgia	D2a-19	Bowman, Ga.
4	Henne, Chad	QB	6-3	215	36	14	Michigan	UFA-18	West Lawn, Pa.
10	Hill, Tyreek	WR	5-10	185	27	6	West Alabama	D5b-16	Pearson, Ga.
53	Hitchens, Anthony	LB	6-0	231	29	8	Iowa	UFA-18	Lorain, Ohio
21	Hughes, Mike	CB	5-10	186	24	4	UCF	T (MIN)-21	New Bern, N.C.
52	Humphrey, Creed	OL	6-5	309	22	R	Oklahoma	D2b-21	Shawnee, Okla.
24	Ingram III, Melvin	DE/LB	6-2	247	32	10	South Carolina	T (PIT)-21	Rockingham, N.C.
95	Jones, Chris	DT	6-6	298	27	6	Mississippi State	D2-16	Houston, Miss.
87	Kelce, Travis	TE	6-5	256	32	9	Cincinnati	D3a-13	Cleveland Heights, Ohio
85	Kemp, Marcus	WR	6-4	208	26	4	Hawaii	CFA-17	Layton, Utah
69	Long, Kyle	OL	6-6	332	33	8	Oregon	FA-21	Ivy, Va.
15	Mahomes, Patrick	QB	6-3	227	26	5	Texas Tech	D1-17	Tyler, Texas
32	Mathieu, Tyrann	S	5-9	190	29	9	LSU	UFA-19	New Orleans, La.
67	Niang, Lucas	OL	6-7	339	23	R	TCU	D3-20	New Canaan, Conn.
56	Niemann, Ben	LB	6-2	233	26	4	Iowa	CFA-18	Sycamore, Ill.
91	Nnadi, Derrick	DT	6-1	317	25	4	Florida State	D3-18	Virginia Beach, Va.
44	O'Daniel, Dorian	LB	6-1	217	27	4	Clemson	D3b-18	Olney, Md.
97	Okafor, Alex	DE	6-4	261	29	9	Texas	FA-21	Dallas, Texas
13	Pringle, Byron	WR	6-1	201	28	4	Kansas State	CFA-18	Tampa, Fla.
90	Reed, Jarran	DT	6-3	313	28	6	Alabama	FA-21	Goldsboro, N.C.
11	Robinson, Demarcus	WR	6-1	202	27	6	Florida	D4c-16	Fort Valley, Ga.
65	Smith, Trey	OL	6-6	329	22	R	Tennessee	D6-21	Jackson, Tenn.
38	Sneed, L'Jarius	CB	6-1	189	24	2	LA Tech	D4-20	Minden, La.
49	Sorensen, Daniel	S	6-2	200	31	8	BYU	CFA-14	Colton, Calif.
22	Thornhill, Juan	S	6-0	203	26	3	Virginia	D2b-19	Altavista, Va.
62	Thuney, Joe	OL	6-5	304	29	6	North Carolina State	FA-21	Centerville, Ohio
5	Townsend, Tommy	P	6-1	194	25	2	Florida	CFA-20	Orlando, Fla.
70	Wanogho, Prince Tega	T	6-5	303	24	1	Auburn	FA-20	Elmore, Ala.
35	Ward, Charvarius	CB	6-1	195	25	4	Middle Tennessee State	T (DAL)-18	McCombs, Miss.
23	Watts, Armani	S	5-11	190	25	4	Texas A&M	D4-18	Forney, Texas
98	Wharton, Tereshawn	DT	6-4	278	23	2	Missouri S&T	CFA-20	University City, Mo.
31	Williams, Darrel	RB	5-11	219	26	4	LSU	CFA-18	Marrero, La.
41	Winchester, James	LS	6-3	242	32	7	Oklahoma	FA-15	Washington, Okla.
77	Wylie, Andrew	G	6-6	310	27	4	Eastern Michigan	FA-17	Midland, Mich.
Practice Squad									
39	Anderson, Zayne	DB	6-2	205	24	R	BYU	CFA-21	Stansbury Park, Utah
2	Bootle, Dicaprio	DB	5-10	182	24	R	Nebraska	CFA-21	Miami, Fla.
79	Broughton, Cortez	DT	6-2	293	25	3	Cincinnati	FA-21	Warner Robins, Ga.
92	Calhoun, Shilique	LB	6-4	260	29	6	Michigan State	FA-21	Middletown Township, N.J.
12	Dieter, Gehrig	WR	6-3	208	28	2	Alabama	CFA-17	South Bend, Ind.
60	Edwards, Austin	DE	6-5	273	24	1	Ferris State	FA-20	Lansing, Mich.
82	Fountain, Daurice	WR	6-2	212	25	3	Northern Iowa	FA-21	Madison, Wis.
48	Griffin-Stewart, Nakia	TE	6-5	260	24	2	Pittsburgh	FA-21	Tenafly, N.J.
47	Harris, Darius	LB	6-2	240	25	2	Middle Tennessee State	CFA-19	Horn Lake, Miss.
20	Jackson, Josh	DB	6-0	196	25	4	Iowa	FA-21	Corinth, Texas
42	Key, Devon	DB	6-1	204	24	R	Western Kentucky	CFA-21	Lexington, Ky.
34	McGuire, Elijah	RB	5-10	214	27	3	Louisiana-Lafayette	FA-20	Houma, La.
14	Powell, Cornell	WR	6-0	210	24	R	Clemson	D5b-21	Greenville, N.C.
43	Sullivan, Elijah	LB	6-0	215	24	R	Kansas State	FA-21	Tucker, Ga.
80	Vital, Mark	TE	6-5	250	24	R	Baylor	CFA-21	Lake Charles, La.
64	Williams, Darryl	OL	6-3	304	24	1	Mississippi State	CFA-20	Bessemer, Ala.
Reserve/Injured									
88	Fortson, Jody	TE	6-6	240	26	1	Valdosta State	CFA-19	Buffalo, N.Y.
59	Kaindoh, Joshua	DE	6-7	262	22	R	Florida State	D4-21	Baltimore, Md.
26	Lammons, Chris	CB	5-10	182	25	2	South Carolina	FA-19	Lauderhill, Fla.
1	McKinnon, Jerick	RB	5-9	201	29	8	Georgia Southern	FA-21	Marietta, Ga.
75	Remmers, Mike	T	6-5	301	32	9	Oregon State	FA-20	Portland, Ore.
99	Saunders, Khalen	DT	6-0	324	25	3	Western Illinois	D3-19	St. Louis, Mo.
84	Williams, Chad	WR	6-2	204	27	3	Grambling State	FA-20	Baton Rouge, La.
Reserve/Non-Football Injury									
94	Malik Herring	DE	6-3	280	24	R	Georgia	CFA-21	Forsyth, Ga.

HEAD COACH: Andy Reid

OFFENSE: Eric Bienemy (Offensive Coordinator); Joe Bleymaier (Wide Receivers); Porter Ellett (Offensive Quality Control); Connor Embree (Offensive Quality Control); David Girardi (Pass Game Analyst/Asst. QBs); Andy Heck (Offensive Line); Mike Kafka (QB/Pass Game Coordinator); Greg Lewis (Running Backs); Corey Matthaai (Asst. Offensive Line); Tom Melvin (Tight Ends).

DEFENSE: Steve Spagnuolo (Defensive Coordinator); Terry Bradden (Asst. Defensive Line); Donald D'Alesio (Defensive Assistant); Brendan Daly (Run Game Coordinator/Defensive Line); Ken Flajole (Outside Linebackers); Matt House (Linebackers); Sam Madison (Defensive Backs/Cornerbacks); Dave Merritt (Defensive Backs); Alex Whittingham (Defensive Quality Control).

SPECIALISTS: Dave Toub (Assistant Head Coach/Special Teams Coordinator); Andy Hill (Asst. Special Teams).

MISCELLANEOUS: Barry Rubin (Head Strength & Conditioning); Greg Carbin (Asst. Strength & Conditioning); Tyler Judkins (Asst. Strength & Conditioning); Ryan Reynolds (Asst. Strength & Conditioning/Dir. of Sport Science); Mike Frazier (Statistical Analysis Coordinator); Dan Williams (Asst. to Head Coach).

2021 KANSAS CITY CHIEFS POSITION-BY-POSITION ROSTER

(As of December 13, 2021)

QUARTERBACKS (3)

NO.	NAME	POS.	HT.	WT.	AGE	EXP.	COLLEGE	HOMETOWN	HOW ACQ.
6	Buechele, Shane	QB	6-1	208	23	R	SMU	Arlington, Texas	CFA-21
4	Henne, Chad	QB	6-3	222	36	14	Michigan	West Lawn, Pa.	UFA-18
15	Mahomes, Patrick	QB	6-3	230	26	5	Texas Tech	Tyler, Texas	D1-17

RUNNING BACKS (4)

NO.	NAME	POS.	HT.	WT.	AGE	EXP.	COLLEGE	HOMETOWN	HOW ACQ.
45	Burton, Michael	FB	6-0	240	29	7	Rutgers	Long Valley, N.J.	FA-21
25	Edwards-Helaire, Clyde	RB	5-8	209	22	2	LSU	Baton Rouge, La.	D1-20
40	Gore, Derrick	RB	5-9	207	27	1	Louisiana-Monroe	Syracuse, N.Y.	FA-21
31	Williams, Darrel	RB	5-11	224	26	4	LSU	Marrero, La.	CFA-18

WIDE RECEIVERS (6)

NO.	NAME	POS.	HT.	WT.	AGE	EXP.	COLLEGE	HOMETOWN	HOW ACQ.
19	Gordon, Josh	WR	6-3	238	30	5	Baylor	Houston, Texas	FA-21
17	Hardman, Mecole	WR	5-10	187	23	3	Georgia	Bowman, Ga.	D2a-19
10	Hill, Tyreek	WR	5-10	185	27	6	West Alabama	Pearson, Ga.	D5b-16
85	Kemp, Marcus	WR	6-4	210	26	4	Hawaii	Layton, Utah	CFA-17
13	Pringle, Byron	WR	6-1	203	28	4	Kansas State	Tampa, Fla.	CFA-18
11	Robinson, Demarcus	WR	6-1	203	27	6	Florida	Fort Valley, Ga.	D4c-16

TIGHT ENDS (3)

NO.	NAME	POS.	HT.	WT.	AGE	EXP.	COLLEGE	HOMETOWN	HOW ACQ.
81	Bell, Blake	TE	6-6	252	30	7	Oklahoma	Wichita, Kan.	FA-21
83	Gray, Noah	TE	6-4	240	22	R	Duke	Leominster, Mass.	D5a-21
87	Kelce, Travis	TE	6-5	260	32	9	Cincinnati	Cleveland Heights, Ohio	D3a-13

OFFENSIVE LINE (10)

NO.	NAME	POS.	HT.	WT.	AGE	EXP.	COLLEGE	HOMETOWN	HOW ACQ.
73	Allegretti, Nick	G	6-4	320	25	3	Illinois	Frankfort, Ill.	D7-19
66	Blythe, Austin	OL	6-3	298	29	6	Iowa	Williamsburg, Iowa	FA-21
57	Brown, Orlando	T	6-8	345	25	4	Oklahoma	Baltimore, Md.	T (BAL)-21
52	Humphrey, Creed	OL	6-5	320	22	R	Oklahoma	Shawnee, Okla.	D2b-21
69	Long, Kyle	OL	6-6	332	33	8	Oregon	Ivy, Va.	FA-21
67	Niang, Lucas	OL	6-7	328	23	R	TCU	New Canaan, Conn.	D3-20
65	Smith, Trey	OL	6-6	335	22	R	Tennessee	Jackson, Tenn.	D6-21
62	Thuney, Joe	OL	6-5	308	29	6	North Carolina State	Centerville, Ohio	FA-21
70	Wanogho, Prince Tega	T	6-5	303	24	1	Auburn	Elmore, Ala.	FA-20
77	Wylie, Andrew	G	6-6	309	27	4	Eastern Michigan	Midland, Mich.	FA-17

DEFENSIVE LINE (8)

NO.	NAME	POS.	HT.	WT.	AGE	EXP.	COLLEGE	HOMETOWN	HOW ACQ.
55	Clark, Frank	DE	6-3	260	28	7	Michigan	Cleveland, Ohio	T (SEA)-19
51	Danna, Mike	DE	6-2	261	24	2	Michigan	Detroit, Mich.	D5-20
24	Ingram III, Melvin	DE/LB	6-2	247	32	10	South Carolina	Rockingham, N.C.	T (PIT)-21
95	Jones, Chris	DT	6-6	310	27	6	Mississippi State	Houston, Miss.	D2-16
91	Nnadi, Derrick	DT	6-1	312	25	4	Florida State	Virginia Beach, Va.	D3-18
97	Okafor, Alex	DE	6-4	261	29	9	Texas	FA-21	FA-21
90	Reed, Jarran	DT	6-3	306	28	6	Alabama	Goldsboro, N.C.	FA-21
98	Wharton, Tershawn	DT	6-4	255	23	2	Missouri S&T	University City, Mo.	CFA-20

LINEBACKERS (5)

NO.	NAME	POS.	HT.	WT.	AGE	EXP.	COLLEGE	HOMETOWN	HOW ACQ.
54	Bolton, Nick	LB	6-0	232	21	R	Missouri	Frisco, Texas	D2a-21
50	Gay, Willie	LB	6-1	235	23	2	Mississippi State	Starkville, Miss.	D2-20
53	Hitchens, Anthony	LB	6-0	235	29	8	Iowa	Lorain, Ohio	UFA-18
56	Niemann, Ben	LB	6-2	235	26	4	Iowa	Sycamore, Ill.	CFA-18
44	O'Daniel, Dorian	LB	6-1	220	27	4	Clemson	Olney, Md.	D3b-18

DEFENSIVE BACKS (9)

NO.	NAME	POS.	HT.	WT.	AGE	EXP.	COLLEGE	HOMETOWN	HOW ACQ.
30	Baker, DeAndre	CB	5-11	189	24	2	Georgia	Miami, Fla.	FA-20
27	Fenton, Rashad	CB	5-11	188	24	3	South Carolina	Miami, Fla.	D6a-19
21	Hughes, Mike	CB	5-10	189	24	4	UCF	New Bern, N.C.	T (MIN)-21
32	Mathieu, Tyrann	S	5-9	190	29	9	LSU	New Orleans, La.	UFA-19
38	Sneed, L'Jarius	CB	6-1	193	24	2	LA Tech	Minden, La.	D4-20
49	Sorensen, Daniel	S	6-2	208	31	8	BYU	Colton, Calif.	CFA-14
22	Thornhill, Juan	S	6-0	205	26	3	Virginia	Altavista, Va.	D2b-19
35	Ward, Charvarius	CB	6-1	198	25	4	Middle Tennessee State	McCombs, Miss.	T (DAL)-18
23	Watts, Armani	S	5-11	205	25	4	Texas A&M	Forney, Texas	D4-18

SPECIALISTS (3)

NO.	NAME	POS.	HT.	WT.	AGE	EXP.	COLLEGE	HOMETOWN	HOW ACQ.
7	Butker, Harrison	K	6-4	205	26	5	Georgia Tech	Decatur, Ga.	FA-17
5	Townsend, Tommy	P	6-1	191	25	2	Florida	Orlando, Fla.	CFA-20
41	Winchester, James	LS	6-3	240	32	7	Oklahoma	FA-15	FA-15

2021 KANSAS CITY CHIEFS UNOFFICIAL DEPTH CHART

(As of December 13, 2021)

OFFENSE

WR	10 Tyreek Hill	13 Byron Pringle	85 Marcus Kemp
LT	57 Orlando Brown	70 Prince Tega Wanogho	
LG	62 Joe Thuney	73 Nick Allegretti	
C	<u>52 Creed Humphrey</u>	66 Austin Blythe	
RG	<u>65 Trey Smith</u>	77 Andrew Wylie	
RT	<u>67 Lucas Niang</u>	77 Andrew Wylie	69 Kyle Long
TE	87 Travis Kelce	81 Blake Bell	<u>83 Noah Gray</u>
WR	17 Mecole Hardman	11 Demarcus Robinson	19 Josh Gordon
QB	15 Patrick Mahomes	4 Chad Henne	<u>6 Shane Buechele</u>
RB	25 Clyde Edwards-Helaire	31 Darrel Williams	40 Derrick Gore
FB	45 Michael Burton		

DEFENSE

LDE	95 Chris Jones	97 Alex Okafor	
LDT	90 Jarran Reed	98 Tershawn Wharton	
RDT	91 Derrick Nnadi	98 Tershawn Wharton	
RDE	55 Frank Clark	51 Mike Danna	24 Melvin Ingram III
LB	56 Ben Niemann	<u>54 Nick Bolton</u>	44 Dorian O'Daniel
LB	53 Anthony Hitchens	50 Willie Gay	24 Melvin Ingram III
LCB	35 Charvarius Ward	30 DeAndre Baker	
RCB	38 L'Jarius Sneed	27 Rashad Fenton	
CB	21 Mike Hughes	27 Rashad Fenton	
S	22 Juan Thornhill	49 Daniel Sorensen	
S	32 Tyrann Mathieu	23 Armani Watts	

SPECIALISTS

P	5 Tommy Townsend	
K	7 Harrison Butker	5 Tommy Townsend
H	5 Tommy Townsend	
LS	41 James Winchester	
PR	17 Mecole Hardman	21 Mike Hughes
KR	13 Byron Pringle	21 Mike Hughes

Rookies Underlined

PRONUNCIATION GUIDE

Nick Allegretti	al-uh-GRET-ee
Austin Blythe	BLY-th
Shane Buechele	BOO-shell
Clyde Edwards-Helaire	ee-LAIR
Mecole Hardman	MUH-cole
Tyreek Hill	tie-REEK
Travis Kelce	KEL-see
Tyrann Mathieu	TY-run MATH-you
Lucas Niang	KNEE-yang
Ben Niemann	NEE-min
Derrick Nnadi	NAH-dee
Alex Okafor	OH-kuh-for
Jarran Reed	JARE-in
Joe Thuney	TOO-nee
Prince Tega Wanogho	TAY-guh wah-NO-go
Charvarius Ward	CHAR-Vair-EE-us
Andrew Wylie	WHY-lee

HOW THE 2021 CHIEFS ROSTER WAS BUILT

(As of December 13, 2021)

YEAR	DRAFT	FREE AGENTS	TRADE/WAIVERS
2013	TE Travis Kelce (3a)		
2014		S Daniel Sorensen (CFA)	
2015		LS James Winchester (FA)	
2016	DT Chris Jones (2) WR Demarcus Robinson (4c) WR Tyreek Hill (5b)		
2017	QB Patrick Mahomes (1)	K Harrison Butker (FA) WR Marcus Kemp (CFA) G Andrew Wylie (FA)	
2018	DT Derrick Nnadi (3a) LB Dorian O'Daniel (3b) S Armani Watts (4)	QB Chad Henne (UFA) LB Anthony Hitchens (UFA) LB Ben Niemann (CFA) WR Byron Pringle (CFA) RB Darrel Williams (CFA)	CB Charvarius Ward (T/DAL)
2019	WR Mecole Hardman (2a) S Juan Thornhill (2b) CB Rashad Fenton (6a) G Nick Allegretti (7)	S Tyrann Mathieu (UFA)	DE Frank Clark (T/SEA)
2020	RB Clyde Edwards-Helaire (1) LB Willie Gay (2) OL Lucas Niang (3) CB L'Jarius Sneed (4) DE Mike Danna (5)	CB DeAndre Baker (FA) P Tommy Townsend (CFA) T Prince Tega Wanogho (FA) DT Tershawn Wharton (CFA)	
2021	LB Nick Bolton (2a) OL Creed Humphrey (2b) TE Noah Gray (5a) OL Trey Smith (6)	TE Blake Bell (FA) OL Austin Blythe (FA) QB Shane Buechele (CFA) FB Michael Burton (FA) WR Josh Gordon (FA) RB Derrick Gore (FA) OL Kyle Long (FA) DT Jarran Reed (FA) OL Joe Thuney (FA) DE Alex Okafor (FA)	T Orlando Brown (T/BAL) CB Mike Hughes (T/MIN) DE/LB Melvin Ingram III (T/PIT)
TOTAL ROSTER BREAKDOWN 21 Draft Choices		3 Unrestricted Free Agents 14 Free Agents 8 College Free Agents	5 Trades

2021 CHIEFS ROSTER BY EXPERIENCE

(As of December 13, 2021)

<u>14th Year (1)</u>	<u>6th Year (6)</u>	<u>4th Year (11)</u>	<u>2nd Year (7)</u>
QB Chad Henne	OL Austin Blythe	T Orlando Brown	CB DeAndre Baker
	WR Tyreek Hill	CB Mike Hughes	DE Mike Danna
<u>10th Year (1)</u>	DT Chris Jones	WR Marcus Kemp	RB Clyde Edwards-Helaire
DE/LB Melvin Ingram III	DT Jarran Reed	LB Ben Niemann	LB Willie Gay
	WR Demarcus Robinson	DT Derrick Nnadi	CB L'Jarius Sneed
<u>9th Year (3)</u>	OL Joe Thuney	LB Dorian O'Daniel	P Tommy Townsend
TE Travis Kelce		WR Byron Pringle	DT Tershawn Wharton
S Tyrann Mathieu	<u>7th Year (4)</u>	CB Charvarius Ward	
DE Alex Okafor	TE Blake Bell	S Armani Watts	<u>1st Year (2)</u>
	FB Michael Burton	RB Darrel Williams	RB Derrick Gore
<u>8th Year (3)</u>	DE Frank Clark	G Andrew Wylie	T Prince Tega Wanogho
LB Anthony Hitchens	LS James Winchester		
OL Kyle Long		<u>3rd Year (4)</u>	<u>Rookie (6)</u>
S Daniel Sorensen	<u>5th Year (3)</u>	G Nick Allegretti	LB Nick Bolton
	K Harrison Butker	CB Rashad Fenton	QB Shane Buechele
	WR Josh Gordon	WR Mecole Hardman	TE Noah Gray
	QB Patrick Mahomes	S Juan Thornhill	OL Creed Humphrey
			OL Lucas Niang
			OL Trey Smith

2021 CHIEFS ROSTER BY DRAFT ROUND

[Overall selection in brackets]

1st Round (6)

[18] DE/LB Melvin Ingram III (2012) [20] OL Kyle Long (2013-CHI) [10] QB Patrick Mahomes (2017) [20] CB DeAndre Baker (2019-NYG) [30] CB Mike Hughes (2018-MIN) [32] RB Clyde Edwards-Helaire (2020)

2nd Round (10)

[Supplemental] WR Josh Gordon (2012-CLE) [37] DT Chris Jones (2016) [49] DT Jarran Reed (2016-SEA) [56] WR Mecole Hardman (2019) [57] QB Chad Henne (2008-MIA) [58] LB Nick Bolton (2021) [63] DE Frank Clark (2015-SEA) [63] S Juan Thornhill (2019) [63] LB Willie Gay (2020) [63] OL Creed Humphrey (2021)

3rd Round (7)

[63] TE Travis Kelce (2013) [69] S Tyrann Mathieu (2013-ARI) [75] DT Derrick Nnadi (2018) [78] OL Joe Thuney (2016-NE) [83] T Orlando Brown (2018-BAL) [96] OL Lucas Niang (2020) [100] LB Dorian O'Daniel (2018)

4th Round (6)

[117] TE Blake Bell (2015-SF) [119] LB Anthony Hitchens (2014-DAL) [124] S Armani Watts (2018) [126] WR Demarcus Robinson (2016) [138] CB L'Jarius Sneed (2020) [103] DE Alex Okafor (2013-AZ)

5th Round (4)

[162] TE Noah Gray (2021) [165] WR Tyreek Hill (2016) [168] FB Michael Burton (2015-DET) [177] DE Mike Danna (2020)

6th Round (3)

[201] CB Rashad Fenton (2019) [210] T Prince Tega Wanogho (2020-PHI) [226] OL Trey Smith (2021)

7th Round (3)

[216] G Nick Allegretti (2019) [233] K Harrison Butker (2017-CAR) [248] OL Austin Blythe (2016-IND)

Undrafted (12)

LS James Winchester (2013-PHI), S Daniel Sorensen (2014), WR Marcus Kemp (2017), G Andrew Wylie (2017-IND), LB Ben Niemann (2018), WR Byron Pringle (2018), CB Charvarius Ward (2018-DAL), RB Darrel Williams (2018), RB Derrick Gore (2019-LAC), P Tommy Townsend (2020), DT Tershawn Wharton (2020), QB Shane Buechele (2021).

KANSAS CITY CHIEFS 2021 TRANSACTIONS

(as of 12/13/21)

Date	Player	Transaction
Jan. 13	GORDON, Anthony, QB	Reserve/Future signing
Jan. 14	TA'AMU, Jordan, QB	Reserve/Future signing
Jan. 14	CALLAWAY, Antonio, WR	Reserve/Future signing
Jan. 14	WILLIAMS, Chad, WR	Reserve/Future signing
Jan. 26	WANAGHO, Prince Tega, T	Reserve/Future signing
Feb. 5	CULKIN, Sean, TE	Reserve/Future signing
Feb. 6	CLARK, Tyler, DT	Reserve/Future signing
Feb. 6	CLEMONS, Rodney, DB	Reserve/Future signing
Feb. 6	GORE, Derrick, RB	Reserve/Future signing
Feb. 9	BAKER, DeAndre, CB	Signed
Feb. 9	BAYLIS, Evan, TE	Signed
Feb. 9	COBB, Omari, LB	Signed
Feb. 9	EDWARDS, Austin, DE	Signed
Feb. 9	FFRENCH, Maurice, WR	Signed
Feb. 9	FORTSON, Jody, TE	Signed
Feb. 9	HARRIS, Demone, DE	Signed
Feb. 9	SMITH, Emmanuel, LB	Signed
Feb. 9	WILLIAMS, Darryl, C	Signed
Feb. 9	WITZMANN, Bryan, G	Signed
Feb. 12	DIETER, Gehrig, WR	Signed
Feb. 12	SCHOEN, Dalton, WR	Signed
Mar. 4	SHERMAN, Anthony, FB	Retired
Mar. 9	KEMP, Marcus, WR	Signed
Mar. 11	FISHER, Eric, T	Released
Mar. 11	SCHWARTZ, Mitchell, T	Released
Mar. 16	WILLIAMS, Damien, RB	Released
Mar. 17	LONG, Kyle, OL	Signed
Mar. 17	THUNEY, Joe, OL	Signed
Mar. 22	CHARLTON, Taco, DE	Signed
Mar. 24	KEIZER, Nick, TE	Signed
Mar. 25	REMMERS, Mike, T	Signed
Mar. 26	ROBINSON, Demarcus, WR	Signed
Mar. 27	SORENSEN, Daniel, S	Signed
Mar. 31	MCGUIRE, Elijah, RB	Signed
Mar. 31	REED, Jarran, DT	Signed
April 9	BLYTHE, Austin, OL	Signed
April 9	BURTON, Michael, FB	Signed
April 9	SHARPE, Tajae, WR	Signed
April 26	BROWN, Orlando, T	Acquired via Trade with BAL
April 30	McKinnon, Jerick, RB	Signed
April 30	BOLTON, Nick, LB	Drafted 2 nd Round
April 30	HUMPHREY, Creed, OL	Drafted 2 nd Round
May 1	KAINDOH, Joshua, DE	Drafted 4 th Round
May 1	GRAY, Noah, TE	Drafted 5 th Round
May 1	POWELL, Cornell, WR	Drafted 5 th Round
May 1	SMITH, Trey, OL	Drafted 6 th Round
May 5	CORREA, Kamalei, LB	Signed
May 5	FINKE, Chris, WR	Signed
May 5	PARKS, Will, DB	Signed
May 10	CULKIN, Sean, TE	Released
May 10	WITZMANN, Bryan, G	Released
May 10	TA'AMU, Jordan, QB	Released
May 13	BOLTON, Nick, LB	Signed
May 13	HUMPHREY, Creed, OL	Signed
May 13	KAINDOH, Joshua, DE	Signed
May 13	GRAY, Noah, TE	Signed
May 13	POWELL, Cornell, WR	Signed
May 13	SMITH, Trey, OL	Signed
May 13	ANDERSON, Zayne, DB	Signed
May 13	BOOTLE, Dicaprio, DB	Signed
May 13	BUECHELE, Shane, QB	Signed
May 13	CHARACTER, Marlon, DB	Signed
May 13	COLE, Riley, LB	Signed
May 13	HERRING, Malik, DE	Signed
May 13	KEY, Devon, DB	Signed
May 13	MCCLAIN-SAPP, Jaylon, DB	Signed
May 14	HUGHES, Mike, CB	Acquired via Trade with MIN
May 17	FOUNTAIN, Daurice, WR	Signed
May 17	PATTERSON, Manny, DB	Signed
May 17	MCCLAIN-SAPP, Jaylon, DB	Released
May 17	SHARPE, Tajae, WR	Released
June 3	CORREA, Kamalei, LB	Released
June 13	MILLER, Wyatt, OL	Signed
June 17	RANKIN, Martinas, T	Released
June 17	SHEPHERD, Darrius, WR	Signed
July 26	FINKE, Chris, WR	Released
July 26	OKAFOR, Alex, DE	Signed
July 26	SCOTT, Drew, LS	Signed
July 30	SCOTT, Drew, LS	Released
Aug. 8	KEIZER, Nick, TE	Reserve/Retired
Aug. 8	WITZMANN, Bryan, G	Signed
Aug. 17	BAYLIS, Evan, TE	Released
Aug. 17	CALLAWAY, Antonio, WR	Released
Aug. 17	PATTERSON, Manny, DB	Released
Aug. 17	MCGUIRE, Elijah, RB	Placed on Reserve/Injured
Aug. 17	WILLIAMS, Chad, WR	Placed on Reserve/Injured
Aug. 23	CHARLTON, Taco, DE	Released
Aug. 23	PARKS, Will, DB	Released
Aug. 23	WITZMANN, Bryan, G	Released
Aug. 23	COLE, Riley, LB	Released
Aug. 23	GORDON, Anthony, QB	Released
Aug. 31	DURANT, Yasir, OL	Traded to NE
Aug. 31	ANDERSON, Zayne, DB	Released
Aug. 31	BOOTLE, Dicaprio, DB	Released
Aug. 31	BUECHELE, Shane, QB	Released
Aug. 31	CHARACTER, Marlon, DB	Released
Aug. 31	CLARK, Tyler, DT	Released
Aug. 31	CLEMONS, Rodney, DB	Released
Aug. 31	COBB, Omari, LB	Released
Aug. 31	EDWARDS, Austin, DE	Released
Aug. 31	FFRENCH, Maurice, WR	Released
Aug. 31	GORE, Derrick, RB	Released
Aug. 31	HARRIS, Demone, DE	Released
Aug. 31	KEY, Devon, DB	Released
Aug. 31	KEYES, Thakarius, DB	Released
Aug. 31	MILLER, Wyatt, T	Released
Aug. 31	POWELL, Cornell, WR	Released
Aug. 31	SCHOEN, Dalton, WR	Released
Aug. 31	SHEPHERD, Darrius, WR	Released
Aug. 31	SMITH, Emmanuel, LB	Released
Aug. 31	THOMPSON, Darwin, RB	Released
Aug. 31	WANOGHO, Prince Tega, T	Released
Aug. 31	WARD, Tim, DE	Released
Aug. 31	WILLIAMS, Darryl, C	Released
Aug. 31	DIETER, Gehrig, WR	Released
Aug. 31	KEMP, Marcus, WR	Released
Aug. 31	LONG, Kyle, OL	Placed on Reserve/PUP
Aug. 31	HERRING, Malik, DE	Placed on Reserve/NFIN
Sep. 2	ANDERSON, Zayne, DB	Signed to Practice Squad
Sep. 2	BOOTLE, Dicaprio, DB	Signed to Practice Squad
Sep. 2	BUECHELE, Shane, QB	Signed to Practice Squad
Sep. 2	CLARK, Tyler, DT	Signed to Practice Squad
Sep. 2	COBB, Omari, LB	Signed to Practice Squad
Sep. 2	DIETER, Gehrig, WR	Signed to Practice Squad
Sep. 2	EDWARDS, Austin, DE	Signed to Practice Squad
Sep. 2	FFRENCH, Maurice, WR	Signed to Practice Squad
Sep. 2	GORE, Derrick, RB	Signed to Practice Squad
Sep. 2	HARRIS, Demone, DE	Signed to Practice Squad
Sep. 2	KEY, Devon, DB	Signed to Practice Squad
Sep. 2	POWELL, Cornell, WR	Signed to Practice Squad
Sep. 2	WANOGHO, Prince Tega, T	Signed to Practice Squad
Sep. 2	WILLIAMS, Darryl, C	Signed to Practice Squad
Sep. 2	GAY, Willie, LB	Placed on Reserve/Injured
Sep. 2	KEMP, Marcus, WR	Signed
Sep. 3	CLARK, Tyler, DT	Released
Sep. 3	BROUGHTON, Cortez, DT	Signed to Practice Squad
Sep. 3	BROWN, Shakur, DB	Signed to Practice Squad
Sep. 3	ROZEBOOM, Christian, LB	Signed to Practice Squad
Sep. 11	BROWN, Shakur, DB	Released
Sep. 11	SULLIVAN, Elijah, LB	Signed to Practice Squad
Sep. 11	ANDERSON, Zayne, DB	Activated from PS via Standard Elev.
Sep. 13	FFRENCH, Maurice, WR	Released
Sep. 13	VITAL, Mark, TE	Signed to Practice Squad
Sep. 14	COBB, Omari, LB	Released
Sep. 28	GORDON, Josh, WR	Signed to Practice Squad

Oct. 5 GAY, Willie, LB..... Returned to practice
 Oct. 5 KAINDOH, Joshua, DE..... Placed on Reserve/Injured
 Oct. 5 GORDON, Josh, WR..... Signed to active roster from PS
 Oct. 5 GAY, Willie, LB..... Activated from Reserve/Injured
 Oct. 5 HARRIS, Demone, DE..... Activated from PS via Standard Elev.
 Oct. 5 HARRIS, Darius, LB..... Released
 Oct. 12 EDWARDS-HELAIRES, Clyde, RB..... Placed on Reserve/Injured
 Oct. 12 FOUNTAIN, Daurice, WR..... Released
 Oct. 12 GORE, Derrick, RB..... Activated from the PS
 Oct. 12 WANOGHO, Prince Tega, T..... Activated from the PS
 Oct. 12 MCGUIRE, Elijah, RB..... Signed to Practice Squad
 Oct. 12 HARRIS, Darius, LB..... Signed to Practice Squad
 Oct. 14 FOUNTAIN, Daurice, WR..... Signed to Practice Squad
 Oct. 16 HARRIS, Demone, DE..... Activated from PS via Standard Elev.
 Oct. 19 CALHOUN, Shilique, LB..... Signed to Practice Squad
 Oct. 19 WILLIAMS, Darryl, C..... Released
 Oct. 23 FORTSON, Jody, TE..... Placed on Reserve/Injured
 Oct. 23 HARRIS, Darius, LB..... Activated from PS via Standard Elev.
 Oct. 23 ROZEBOOM, Christian, LB.. Activated from PS via Standard Elev.
 Oct. 25 HARRIS, Demone, DE..... Released
 Oct. 29 JACKSON, Josh, DB..... Signed to Practice Squad
 Nov. 1 EDWARDS, Austin, DE..... Activated from PS via Standard Elev.
 Nov. 1 HARRIS, Darius, LB..... Activated from PS via Standard Elev.
 Nov. 2 INGRAM III, Melvin, DE..... Acquired via Trade with PIT
 Nov. 2 BROWN, Daniel, TE..... Acquired via Trade with NYJ
 Nov. 2 DUVERNAY-TARDIF, Laurent, G..... Traded to NYJ
 Nov. 2 ROZEBOOM, Christian, LB..... Signed to LAR Active Roster
 Nov. 2 GRIFFIN-STEWART, Nakia, TE..... Signed to Practice Squad
 Nov. 9 GRIFFIN-STEWART, Nakia, TE..... Released
 Nov. 9 WILLIAMS, Darryl, C..... Signed to Practice Squad
 Nov. 13 REMMERS, Mike, T..... Placed on Reserve/Injured
 Nov. 16 BUECHELE, Shane, QB..... Activated from the PS
 Nov. 20 BROWN, Daniel, TE..... Released
 Nov. 20 EDWARDS-HELAIRES, Clyde, RB.. Activated from Reserve/Injured
 Nov. 20 FOUNTAIN, Daurice, WR..... Activated from PS via COVID Rep.
 Nov. 29 GRIFFIN-STEWART, Nakia, TE..... Signed to Practice Squad
 Nov. 30 LONG, Kyle, G..... Activated from Reserve/Injured
 Nov. 30 MCKINNON, Jerick, RB..... Placed on Reserve/Injured
 Nov. 30 SAUNDERS, Khalel, DT..... Placed on Reserve/Injured
 Dec. 11 BOOTLE, Dicaprio, DB..... Activated from PS via Standard Elev.
 Dec. 11 JACKSON, Josh, DB..... Activated from PS via Standard Elev.
 Dec. 11 LAMMONS, Chris, DB..... Placed on Reserve/Injured

ADDITIONAL STATS



GAME-BY-GAME OFFENSE

2021 REGULAR SEASON CHIEFS GAME-BY-GAME OFFENSE

	09/12	09/19	09/26	10/03	10/10	10/17	10/24	11/01	11/07	11/14	11/21	12/05	12/12	12/16	12/26	01/02	01/09	Totals
	CLE	@ BAL	LAC	@ PHI	BUF	@ WAS	@ TEN	NYG	GB	@ LV	DAL	DEN	LV	@ LAC	PIT	@ CIN	@ DEN	
FIRST DOWNS																		
Total	21	22	33	31	29	29	22	29	14	29	22	15	21					317
Rushing	4	2	12	12	8	7	4	10	4	5	8	7	6					89
Passing	17	18	17	16	16	21	16	17	9	23	12	8	11					201
Penalty	0	2	4	3	5	1	2	2	1	1	2	0	4					27
THIRD DOWNS																		
Attempts	13	6	10	10	12	17	11	12	14	15	12	12	13					157
Converted	9	1	6	9	5	11	4	5	5	9	4	5	9					82
Percentage	69.2%	16.7%	60.0%	90.0%	41.7%	64.7%	36.4%	41.7%	35.7%	60.0%	33.3%	41.7%	69.2%					52.2%
FOURTH DOWNS																		
Attempts	0	0	0	0	1	2	3	0	2	3	0	0	0					11
Converted	0	0	0	0	0	1	2	0	1	3	0	0	0					7
Percentage	0	0	0	0	0.0%	50.0%	66.7%	0	50.0%	100.0%	0	0	0					63.6%
TOT. OFFENSE																		
Net Yards	397	405	437	471	392	499	334	368	237	516	370	267	372					5,065
Plays	61	49	76	63	79	78	68	77	63	76	66	54	57					867
Avg./Play	6.5	8.3	5.8	7.5	5.0	6.4	4.9	4.8	3.8	6.8	5.6	4.9	6.5					5.8
RUSHING																		
Net Yards	73	62	186	200	120	109	77	107	77	94	126	89	132					1,452
Rush. Att.	23	18	30	32	23	28	13	27	25	25	26	24	30					324
Avg./Att.	3.2	3.4	6.2	6.3	5.2	3.9	5.9	4.0	3.1	3.8	4.8	3.7	4.4					4.5
PASSING																		
Net Yards	324	343	251	271	272	390	257	261	160	422	244	178	240					3,613
Attempts	36	31	44	30	54	47	51	48	37	51	37	29	24					519
Completions	27	24	27	24	33	32	31	29	20	36	23	15	20					341
Intercepted	0	1	2	1	2	2	1	1	0	0	1	1	0					12
Gross Yards	337	343	260	278	272	397	288	275	166	422	260	184	258					3,740
Sacked	2.0	0.0	2.0	1.0	2.0	3.0	4.0	2.0	1.0	0.0	3.0	1.0	3.0					24.0
Yards Lost	13	0	9	7	0	7	31	14	6	0	16	6	18					127
ADVANCES																		
Rushes	23	18	30	32	23	28	13	27	25	25	26	24	30					324
Completions	27	24	27	24	33	32	31	29	20	36	23	15	20					341
Totals	50	42	57	56	56	60	44	56	45	61	49	39	50					665
Total Drives	9	10	10	8	11	11	9	11	11	10	13	10	9					132
PENALTIES																		
Number	5	5	6	7	7	5	9	12	6	4	6	7	8					87
Yards	36	46	56	46	55	47	77	103	33	34	64	60	63					720
FUMBLES																		
Number	0	2	2	1	2	2	3	2	1	2	1	0	1					19
Lost	0	1	2	0	2	1	2	1	0	1	1	0	0					11
PUNTING																		
Yards	91	135	51	0	88	53	93	203	341	42	197	190	52					1,536
Punts	2	3	1	0	2	2	2	4	6	1	4	4	1					32
Net Avg.	43.5	39.7	51.0	0.0	40.5	26.5	46.5	50.8	54.3	42.0	42.5	46.0	46.0					45.5
Gross Avg.	45.5	45.0	51.0	0.0	44.0	26.5	46.5	50.8	56.8	42.0	49.3	47.5	52.0					48.0
SCORING																		
Points	33	35	24	42	20	31	3	20	13	41	19	22	48					351
Q1	3	14	0	7	3	7	0	7	7	7	9	10	14					88
Q2	7	7	3	14	10	3	0	7	6	10	7	0	21					95
Q3	10	14	14	7	0	7	3	0	0	10	3	3	3					74
Q4	13	0	7	14	7	14	0	6	0	14	0	9	10					94
OT	0	0	0	0	0	0	0	0	0	0	0	0	0					0
TD Rushing	1	1	0	1	0	2	0	1	0	0	2	1	3					12
TD Passing	3	3	3	5	2	2	0	1	1	5	0	0	2					27
TD KO Returns	0	0	0	0	0	0	0	0	0	0	0	0	0					0
TD Punt Returns	0	0	0	0	0	0	0	0	0	0	0	0	0					0
TD Sp. Teams	0	0	0	0	0	0	0	0	0	0	0	0	0					0
TD Def. Returns	0	2	0	0	0	0	0	0	0	0	0	1	1					4
FG Attempts	2	0	1	0	2	1	2	2	2	3	3	3	2					23
FG Made	2	0	1	0	2	1	1	2	2	2	2	3	2					20
Safety	0	0	0	0	0	0	0	0	0	0	0	0	0					0
2-Pt Attempts	1	0	0	0	0	0	0	0	0	0	0	0	0					1
2-Pt Made	0	0	0	0	0	0	0	0	0	0	0	0	0					0
Time of Possession	32:47	24:01	32:31	30:52	32:25	33:53	23:39	34:38	28:27	35:26	30:47	26:30	33:35					399:31

GAME-BY-GAME DEFENSE

2021 REGULAR SEASON CHIEFS GAME-BY-GAME DEFENSE

	09/12	09/19	09/26	10/03	10/10	10/17	10/24	11/01	11/07	11/14	11/21	12/05	12/12	12/16	12/26	01/02	01/09	Totals
	CLE	@ BAL	LAC	@ PHI	BUF	@ WAS	@ TEN	NYG	GB	@ LV	DAL	DEN	LV	@ LAC	PIT	@ CIN	@ DEN	
FIRST DOWNS																		
Total	24	31	21	30	20	15	24	18	19	15	16	22	19					274
Rushing	9	18	3	9	7	6	9	3	6	3	1	12	2					88
Passing	14	11	16	19	12	8	13	10	11	11	14	10	13					162
Penalty	1	2	2	2	1	1	2	5	2	1	1	0	4					24
THIRD DOWNS																		
Attempts	7	11	11	12	11	14	12	12	12	9	15	14	11					151
Converted	2	6	4	6	5	7	8	4	2	1	5	4	4					58
Percentage	28.6%	54.5%	36.4%	50.0%	45.5%	50.0%	66.7%	33.3%	16.7%	11.1%	33.3%	28.6%	36.4%					38.4%
FOURTH DOWNS																		
Attempts	4	1	1	2	0	0	0	2	3	2	0	6	1					22
Converted	3	1	1	1	0	0	0	1	2	1	0	3	1					14
Percentage	75.0%	100.0%	100.0%	50.0%	0	0	0	50.0%	66.7%	50.0%	0	50.0%	100.0%					63.6%
TOT. OFFENSE																		
Net Yards	457	481	352	461	436	276	369	300	301	299	276	404	290					4,702
Plays	56	68	61	70	54	58	64	56	60	51	64	72	61					795
Avg./Play	8.2	7.1	5.8	6.6	8.1	4.8	5.8	5.4	5.0	5.9	4.3	5.6	4.8					5.9
RUSHING																		
Net Yards	153	251	77	103	121	94	103	72	122	50	82	154	44					1,426
Rush. Att.	26	41	22	19	28	19	35	20	25	14	16	31	12					308
Avg./Att.	5.9	6.1	3.5	5.4	4.3	4.9	2.9	3.6	4.9	3.6	5.1	5.0	3.7					4.6
PASSING																		
Net Yards	304	230	275	358	315	182	266	228	179	249	194	250	246					3,276
Attempts	28	26	38	48	26	39	28	33	34	35	43	40	45					463
Completions	21	18	26	32	15	24	22	23	19	25	28	22	33					308
Intercepted	1	2	0	0	0	1	1	1	1	1	2	2	1					13
Gross Yards	321	239	281	387	315	182	275	241	190	261	216	257	263					3,428
Sacked	2.0	1.0	1.0	3.0	0.0	0.0	1.0	3.0	1.0	2.0	5.0	1.0	4.0					24.0
Yards Lost	17	9	6	29	0	0	9	13	11	12	22	7	17					152
ADVANCES																		
Rushes	26	41	22	19	28	19	35	20	25	14	16	31	12					308
Completions	21	18	26	32	15	24	22	23	19	25	28	22	33					308
Totals	47	59	48	51	43	43	57	43	44	39	44	53	45					616
Total Drives	9	11	10	8	11	12	9	11	10	10	12	10	10					133
PENALTIES																		
Number	5	8	8	9	10	6	6	10	4	9	6	5	9					95
Yards	30	55	50	49	103	44	31	88	19	68	45	37	85					704
FUMBLES																		
Number	2	1	1	2	0	1	0	2	3	1	2	2	4					21
Lost	1	0	0	0	0	1	0	0	1	1	1	1	4					10
PUNTING																		
Yards	52	95	172	0	160	232	94	215	217	250	280	160	150					2,077
Punts	1	2	4	0	4	4	2	5	4	5	6	3	3					43
Net Avg.	45.0	41.0	41.3	0.0	35.0	44.0	47.0	43.0	48.5	36.8	45.2	49.0	39.7					42.6
Gross Avg.	52.0	47.5	43.0	0.0	40.0	58.0	47.0	43.0	54.3	50.0	46.7	53.3	50.0					48.3
SCORING																		
Points	29	36	30	30	38	13	27	17	7	14	9	9	9					268
Q1	8	7	0	10	7	3	14	0	0	0	3	0	0					52
Q2	14	10	14	3	17	10	13	10	0	7	0	3	3					104
Q3	0	7	0	3	7	0	0	0	0	7	3	0	6					33
Q4	7	12	16	14	7	0	0	7	7	0	3	6	0					79
OT	0	0	0	0	0	0	0	0	0	0	0	0	0					0
TD Rushing	4	3	0	1	1	0	1	0	0	0	0	0	0					10
TD Passing	0	1	4	2	3	1	2	2	1	2	0	1	1					20
TD KO Returns	0	0	0	0	0	0	0	0	0	0	0	0	0					0
TD Punt Returns	0	0	0	0	0	0	0	0	0	0	0	0	0					0
TD Sp. Teams	0	0	0	0	0	0	0	0	0	0	0	0	0					0
TD Def. Returns	0	0	0	0	1	0	0	0	0	0	0	0	0					1
FG Attempts	0	1	1	3	1	3	2	1	2	0	3	1	1					19
FG Made	0	1	1	3	1	2	2	1	0	0	3	1	1					16
Safety	0	0	0	0	0	0	0	0	0	0	0	0	0					0
2-Pt Attempts	1	2	1	0	0	0	0	0	0	0	0	1	0					5
2-Pt Made	1	0	1	0	0	0	0	0	0	0	0	0	0					2
Time of Possession	27:13	35:59	27:29	29:08	27:35	26:07	36:21	25:22	31:33	24:34	29:13	33:30	26:25					380:29

INDIVIDUAL SINGLE-GAME HIGHS

2021 REGULAR SEASON CHIEFS INDIVIDUAL SINGLE-GAME HIGHS

Touchdowns	3	Tyreek Hill	at Eagles	10/03
Passes Attempted	54	Patrick Mahomes	vs. Bills	10/10
Passes Completed	35	Patrick Mahomes	at Raiders	11/14
Completion Percentage	83.3	Patrick Mahomes	vs. Raiders	12/12
Passing Yards	406	Patrick Mahomes	at Raiders	11/14
Yards Per Attempt	11.1	Patrick Mahomes	at Ravens	09/19
Touchdown Passes	5	Patrick Mahomes	at Raiders	11/14
		Patrick Mahomes	at Eagles	10/03
Pass Receptions	12	Tyreek Hill	vs. Giants	11/01
Receiving Yards	197	Tyreek Hill	vs. Browns	09/12
Touchdown Receptions	3	Tyreek Hill	at Eagles	10/03
Rushing Yards	102	Clyde Edwards-Helaire	at Eagles	10/03
Rushing Attempts	21	Darrel Williams	at Washington	10/17
Rushing Average	7.6	Patrick Mahomes	vs. Bills	10/10
Rushing Touchdowns	2	Clyde Edwards-Helaire	vs. Raiders	12/12
		Darrel Williams	at Washington	10/17
Yards From Scrimmage	201	Tyreek Hill	vs. Browns	09/12
Combined Net Yards	201	Tyreek Hill	vs. Browns	09/12
Interceptions Made	2	Tyrann Mathieu	at Ravens	09/19
Interceptions Thrown	2	Patrick Mahomes	at Washington	10/17
		Patrick Mahomes	vs. Bills	10/10
		Patrick Mahomes	vs. Chargers	09/26
INT Return Yards	75	Daniel Sorensen	vs. Broncos	12/05
Tackles	15	Nick Bolton	at Titans	10/24
Sacks	3.5	Chris Jones	vs. Cowboys	11/21
Punts	6	Tommy Townsend	vs. Packers	11/07
Punts Inside the 20	5	Tommy Townsend	vs. Packers	11/07
Punting Average	56.8	Tommy Townsend	vs. Packers	11/07
Punt Returns	2	Mike Hughes	vs. Broncos	12/05
		Mike Hughes	at Raiders	11/14
		Mecole Hardman	vs. Packers	11/07
		Mecole Hardman	at Washington	10/17
		Mecole Hardman	vs. Chargers	09/26
Punt Return Yards	56	Mecole Hardman	at Washington	10/17
Kickoff Returns	4	Byron Pringle	at Eagles	10/03
Kickoff Return Yards	109	Byron Pringle	at Eagles	10/03
Field Goals Attempted	3	Harrison Butker	vs. Broncos	12/05
		Harrison Butker	vs. Cowboys	11/21
		Harrison Butker	at Raiders	11/14
Field Goals Made	3	Harrison Butker	vs. Broncos	12/05

2021 REGULAR SEASON KANSAS CITY CHIEFS LONGEST PLAYS

Run From Scrimmage	51	Derrick Gore	vs. Raiders	12/12
Touchdown Run	51	Derrick Gore	vs. Raiders	12/12
Passing Long	75	Patrick Mahomes	vs. Browns	09/12
Touchdown Pass Long	75	Patrick Mahomes	vs. Browns	09/12
Pass Reception	75	Tyreek Hill	vs. Browns	09/12
Touchdown Reception	75	Tyreek Hill	vs. Browns	09/12
Interception Return	75	Daniel Sorensen	vs. Broncos	12/05
Longest INT Return for TD	75	Daniel Sorensen	vs. Broncos	12/05
Longest Opponent's Fumble Return	23	Mike Hughes	vs. Raiders	12/12
Punt Return	37	Mike Hughes	at Raiders	11/14
Kickoff Return	39	Byron Pringle	vs. Cowboys	11/21
Punt	68	Tommy Townsend	vs. Cowboys	11/21
Field Goal	56	Harrison Butker	vs. Broncos	12/05
Field Goal Attempt	57	Harrison Butker	at Titans	10/24

OPPONENTS INDIVIDUAL SINGLE-GAME HIGHS

2021 REGULAR SEASON OPPONENTS INDIVIDUAL SINGLE-GAME HIGHS

Touchdowns	2	Emmanuel Sanders vs. Bills	10/10
		Mike Williams vs. Chargers	09/26
		Lamar Jackson at Ravens	09/19
		Nick Chubb vs. Browns	09/12
Passes Attempted	48	Jalen Hurts at Eagles	10/03
Passes Completed	33	Derek Carr vs. Raiders	12/12
Completion Percentage	77.7	Ryan Tannehill at Titans	10/24
Passing Yards	387	Jalen Hurts at Eagles	10/03
Yards Per Attempt	12.1	Josh Allen vs. Bills	10/10
Touchdown Passes	4	Justin Herbert vs. Chargers	09/26
Pass Receptions	13	Hunter Renfrow vs. Raiders	12/12
Receiving Yards	133	A.J. Brown at Titans	10/24
Touchdown Receptions	2	Emmanuel Sanders vs. Bills	10/10
		Mike Williams vs. Chargers	09/26
Rushing Yards	107	Lamar Jackson at Ravens	09/19
Rushing Attempts	29	Derrick Henry at Titans	10/24
Rushing Average	7.1	Tony Pollard vs. Cowboys	11/21
Rushing Touchdowns	2	Lamar Jackson at Ravens	09/19
		Nick Chubb vs. Browns	09/12
Yards From Scrimmage	178	Javonte Williams vs. Broncos	12/05
Combined Net Yards	178	Javonte Williams vs. Broncos	12/05
Interceptions Made	1	Pat Surtain II vs. Broncos	12/05
		Jayron Kearsae vs. Cowboys	11/21
		Julian Love vs. Giants	11/01
		Rashaan Evans at Titans	10/24
		Kendall Fuller at Washington	10/17
		Bobby McCain at Washington	10/17
		Micah Hyde vs. Bills	10/10
		Greg Rousseau vs. Bills	10/10
		Eric Wilson at Eagles	10/03
		Alohi Gilman vs. Chargers	09/26
		Asante Samuel Jr. vs. Chargers	09/26
Interceptions Thrown	2	Tavon Young at Ravens	09/19
		Teddy Bridgewater vs. Broncos	12/05
INT Return Yards	34	Dak Prescott vs. Cowboys	11/21
		Lamar Jackson at Ravens	09/19
		Jayron Kearsae vs. Cowboys	11/21
Tackles	12	Adoree' Jackson vs. Giants	11/01
		Taron Johnson vs. Bills	10/10
Sacks	2.0	Micah Parsons vs. Cowboys	11/21
		Denico Autry at Titans	10/24
Punts	6	Bryan Anger vs. Cowboys	11/21
Punts Inside the 20	3	Bryan Anger vs. Cowboys	11/21
Punting Average	58.0	Tress Way at Washington	10/17
Punt Returns	3	Diontae Spencer vs. Broncos	12/05
Punt Return Yards	16	Devin Duvernay at Ravens	09/19
Kickoff Returns	4	Tyron Johnson vs. Raiders	12/12
Kickoff Return Yards	73	Tyron Johnson vs. Raiders	12/12
Field Goals Attempted	3	Greg Zuerlein vs. Cowboys	11/21
		Dustin Hopkins at Washington	10/17
		Jake Elliott at Eagles	10/03
Field Goals Made	3	Greg Zuerlein vs. Cowboys	11/21
		Jake Elliott at Eagles	10/03

2021 REGULAR SEASON OPPONENTS LONGEST PLAYS

Run From Scrimmage	31	Tony Pollard vs. Cowboys	11/21
		Devonta Freeman at Ravens	09/19

OPPONENTS INDIVIDUAL SINGLE-GAME HIGHS

Touchdown Run	18	Nick Chubb	vs. Browns	09/12
Passing Long	61	Josh Allen	vs. Bills	10/10
Touchdown Pass Long	53	Josh Allen	vs. Bills	10/10
Pass Reception	61	Stefon Diggs	vs. Bills	10/10
Touchdown Reception	53	Dawson Knox	vs. Bills	10/10
Interception Return	34	Jayron Kearse	vs. Cowboys	11/21
Longest INT Return for TD	26	Micah Hyde	vs. Bills	10/10
Longest Own Fumble Return	2	Devin Duvernay	at Ravens	09/19
Longest Opponent's Fumble Return	34	Michael Davis	vs. Chargers	09/26
Punt Return	16	Devin Duvernay	at Ravens	09/19
Kickoff Return	44	Jalen Reagor	at Eagles	10/03
Punt	66	Tress Way	at Washington	10/17
Field Goal	51	Randy Bullock	at Titans	10/24
Field Goal Attempt	51	Randy Bullock	at Titans	10/24

BIG YARDAGE GAMES

2021 REGULAR SEASON BIG YARDAGE GAMES

100-YARD PASS RECEIVERS

DATE	OPPONENT	PLAYER	ATT.	YDS.	AVG.	LG	TD
9/12	vs. Browns	Tyreek Hill	11	197	17.9	75T	1
9/19	at Ravens	Travis Kelce	7	109	15.6	46T	1
9/26	vs. Chargers	Travis Kelce	7	104	14.9	28	0
10/3	at Eagles	Tyreek Hill	11	186	16.9	44T	3
11/14	at Raiders	Travis Kelce	8	119	14.9	30	0
11/14	at Raiders	Darrel Williams	9	101	11.2	38T	1

100-YARD RUSHERS

DATE	OPPONENT	PLAYER	ATT.	YDS.	AVG.	LG	TD
9/26	vs. Chargers	Clyde Edwards-Helaire	17	100	5.9	14	0
10/3	at Eagles	Clyde Edwards-Helaire	14	102	7.3	17	0

300-YARD PASSERS

DATE	OPPONENT	PLAYER	ATT.	YDS.	COMP.	LG	TD
9/12	vs. Browns	Patrick Mahomes	36	337	27	75T	3
9/19	at Ravens	Patrick Mahomes	31	343	24	46T	3
10/17	at Washington	Patrick Mahomes	47	397	32	49	2
11/14	at Raiders	Patrick Mahomes	50	406	35	38T	5

2021 OPPONENTS BIG YARDAGE GAMES

100-YARD PASS RECEIVERS

DATE	OPPONENT	PLAYER	ATT.	YDS.	AVG.	LG	TD
9/19	at Ravens	Marquise Brown	6	113	18.8	42T	1
9/26	vs. Chargers	Mike Williams	7	122	17.4	43	2
10/3	at Eagles	DeVonta Smith	7	122	17.4	37	0
10/10	vs. Bills	Dawson Knox	3	117	39.0	53T	1
10/24	at Titans	A.J. Brown	8	133	16.6	46	1
12/12	vs. Raiders	Hunter Renfrow	13	117	9.0	19	1

100-YARD RUSHERS

DATE	OPPONENT	PLAYER	ATT.	YDS.	AVG.	LG	TD
9/19	at Ravens	Lamar Jackson	16	107	6.7	21	2
12/5	vs. Broncos	Javonte Williams	23	102	4.4	14	0

300-YARD PASSERS

DATE	OPPONENT	PLAYER	ATT.	YDS.	COMP.	LG	TD
9/12	vs. Browns	Baker Mayfield	28	321	21	45	0
10/3	at Eagles	Jalen Hurts	48	387	32	37	2
10/10	vs. Bills	Josh Allen	26	315	15	61	3

100.0+ PASSER RATING

2021 REGULAR SEASON 100.0+ PASSER RATING

CHIEFS

PASSING GAMES

DATE	OPPONENT	PLAYER	ATT	CMP	YDS	CMP%	YDS/ATT	YDS/CMP	TD	TD%	INT	INT%	LONG	SACK/LOST	RATING
09/12	vs. CLE	Patrick Mahomes	36	27	337	75.00%	9.36	12.48	3	8.33%	0	0.00%	75t	2/13	131.40
09/19	at BAL	Patrick Mahomes	31	24	343	77.42%	11.06	14.29	3	9.68%	1	3.23%	46t	0/0	131.50
10/03	at PHI	Patrick Mahomes	30	24	278	80.00%	9.27	11.58	5	16.67%	1	3.33%	44t	1/7	131.00
11/14	at LV	Patrick Mahomes	50	35	406	70.00%	8.12	11.60	5	10.00%	0	0.00%	38t	0/0	127.60
12/12	vs. LV	Patrick Mahomes	24	20	258	83.33%	10.75	12.90	2	8.33%	0	0.00%	44	3/18	139.20

2021 OPPONENTS 100.0+ PASSER RATING

PASSING GAMES

DATE	OPPONENT	PLAYER	ATT	CMP	YDS	CMP%	YDS/ATT	YDS/CMP	TD	TD%	INT	INT%	LONG	SACK/LOST	RATING
09/26	vs. LAC	Justin Herbert	38	26	281	68.42%	7.39	10.81	4	10.53%	0	0.00%	43	1/6	125.00
10/03	at PHI	Jalen Hurts	48	32	387	66.67%	8.06	12.09	2	4.17%	0	0.00%	37	3/29	105.10
10/10	vs. BUF	Josh Allen	26	15	315	57.69%	12.12	21.00	3	11.54%	0	0.00%	61	0/0	139.10
10/24	at TEN	Ryan Tannehill	27	21	270	77.78%	10.00	12.86	1	3.70%	1	3.70%	46	1/9	105.20

*Need minimum of 20 attempts to qualify

WEEK-BY-WEEK RANKINGS

There is still 1 unfinished game for this week. Please wait until it is done before generating this report.

2021 REGULAR SEASON									
		OFFENSE				DEFENSE			
DATE	OPPONENT	TOTAL	RUSH	PASS	*POINTS SCORED	TOTAL	RUSH	PASS	*POINTS SCORED
09/12	Cleveland	14	26	6	T-6	31	27	22	T-21
09/19	at Baltimore	9	29	2	3	32	32	20	28
09/26	L.A. Chargers	6	13	5	5	30	31	T-23	T-31
10/03	at Philadelphia	2	8	5	T-2	31	30	27	31
10/10	Buffalo	4	7	5	5	31	29	T-28	32
10/17	at Washington	2	10	2	5	28	27	T-25	28
10/24	at Tennessee	3	14	4	8	28	27	26	T-27
11/01	N.Y. Giants	4	14	5	9	29	22	25	25
11/07	Green Bay	7	15	6	15	26	21	21	24
11/14	at Las Vegas	4	18	3	10	26	18	23	T-20
11/21	Dallas	4	18	2	12	22	T-15	23	16
[bye]	--	2	T-16	4	T-9	23	15	24	T-13
12/05	Denver	3	19	T-5	T-13	26	20	24	8
12/12	Las Vegas	4	16	5	T-6	24	15	26	6

*Points per game

INDIVIDUAL GXG STATS: PASSING

2021 REGULAR SEASON INDIVIDUAL GAME-BY-GAME STATS

PASSING:		PATRICK MAHOMES												
DATE	OPP.	ATT	CMP	YDS	CMP%	Y/A	Y/C	TD	TD%	INT	INT%	LG	SK/YD	RATE
09/12	Cleveland	36	27	337	75.0%	9.4	12.5	3	8.3%	0	0.0%	75t	2/13	131.4
09/19	at Baltimore	31	24	343	77.4%	11.1	14.3	3	9.7%	1	3.2%	46t	0/0	131.5
09/26	L.A. Chargers	44	27	260	61.4%	5.9	9.6	3	6.8%	2	4.5%	28	2/9	81.6
10/03	at Philadelphia	30	24	278	80.0%	9.3	11.6	5	16.7%	1	3.3%	44t	1/7	131.0
10/10	Buffalo	54	33	272	61.1%	5.0	8.2	2	3.7%	2	3.7%	26	2/0	70.9
10/17	at Washington	47	32	397	68.1%	8.4	12.4	2	4.3%	2	4.3%	49	3/7	90.5
10/24	at Tennessee	35	20	206	57.1%	5.9	10.3	0	0.0%	1	2.9%	25	4/31	62.3
11/01	N.Y. Giants	48	29	275	60.4%	5.7	9.5	1	2.1%	1	2.1%	24	2/14	74.6
11/07	Green Bay	37	20	166	54.1%	4.5	8.3	1	2.7%	0	0.0%	25	1/6	74.8
11/14	at Las Vegas	50	35	406	70.0%	8.1	11.6	5	10.0%	0	0.0%	38t	0/0	127.6
11/21	Dallas	37	23	260	62.2%	7.0	11.3	0	0.0%	1	2.7%	37	3/16	71.9
12/05	Denver	29	15	184	51.7%	6.3	12.3	0	0.0%	1	3.4%	38	1/6	57.3
12/12	Las Vegas	24	20	258	83.3%	10.8	12.9	2	8.3%	0	0.0%	44	3/18	139.2
12/16	at L.A. Chargers													
12/26	Pittsburgh													
01/02	at Cincinnati													
01/09	at Denver													
TOTALS		502	329	3,642	65.5%	7.3	11.1	27	5.4%	12	2.4%	75T	24/127	94.9

PASSING:		CHAD HENNE												
DATE	OPP.	ATT	CMP	YDS	CMP%	Y/A	Y/C	TD	TD%	INT	INT%	LG	SK/YD	RATE
09/12	Cleveland													
09/19	at Baltimore													
09/26	L.A. Chargers													
10/03	at Philadelphia													
10/10	Buffalo													
10/17	at Washington													
10/24	at Tennessee	16	11	82	68.8%	5.1	7.5	0	0.0%	0	0.0%	17	0/0	80.7
11/01	N.Y. Giants													
11/07	Green Bay													
11/14	at Las Vegas	0	0	0	0.0%	0.0	0.0	0	0.0%	0	0.0%	0	0/0	0.0
11/21	Dallas													
12/05	Denver													
12/12	Las Vegas	0	0	0	0.0%	0.0	0.0	0	0.0%	0	0.0%	0	0/0	0.0
12/16	at L.A. Chargers													
12/26	Pittsburgh													
01/02	at Cincinnati													
01/09	at Denver													
TOTALS		16	11	82	68.8%	5.1	7.5	0	0.0%	0	0.0%	17	0/0	80.7

PASSING:		TOMMY TOWNSEND												
DATE	OPP.	ATT	CMP	YDS	CMP%	Y/A	Y/C	TD	TD%	INT	INT%	LG	SK/YD	RATE
09/12	Cleveland	0	0	0	0.0%	0.0	0.0	0	0.0%	0	0.0%	0	0/0	0.0
09/19	at Baltimore	0	0	0	0.0%	0.0	0.0	0	0.0%	0	0.0%	0	0/0	0.0
09/26	L.A. Chargers	0	0	0	0.0%	0.0	0.0	0	0.0%	0	0.0%	0	0/0	0.0
10/03	at Philadelphia	0	0	0	0.0%	0.0	0.0	0	0.0%	0	0.0%	0	0/0	0.0
10/10	Buffalo	0	0	0	0.0%	0.0	0.0	0	0.0%	0	0.0%	0	0/0	0.0
10/17	at Washington	0	0	0	0.0%	0.0	0.0	0	0.0%	0	0.0%	0	0/0	0.0
10/24	at Tennessee	0	0	0	0.0%	0.0	0.0	0	0.0%	0	0.0%	0	0/0	0.0
11/01	N.Y. Giants	0	0	0	0.0%	0.0	0.0	0	0.0%	0	0.0%	0	0/0	0.0
11/07	Green Bay	0	0	0	0.0%	0.0	0.0	0	0.0%	0	0.0%	0	0/0	0.0
11/14	at Las Vegas	1	1	16	100.0%	16.0	16.0	0	0.0%	0	0.0%	16	0/0	118.8
11/21	Dallas	0	0	0	0.0%	0.0	0.0	0	0.0%	0	0.0%	0	0/0	0.0
12/05	Denver	0	0	0	0.0%	0.0	0.0	0	0.0%	0	0.0%	0	0/0	0.0
12/12	Las Vegas	0	0	0	0.0%	0.0	0.0	0	0.0%	0	0.0%	0	0/0	0.0
12/16	at L.A. Chargers													
12/26	Pittsburgh													
01/02	at Cincinnati													
01/09	at Denver													
TOTALS		1	1	16	100.0%	16.0	16.0	0	0.0%	0	0.0%	16	0/0	118.8

INDIVIDUAL GXG STATS: PASSING

PASSING:		SHANE BUECHELE												
DATE	OPP.	ATT	CMP	YDS	CMP%	Y/A	Y/C	TD	TD%	INT	INT%	LG	SK/YD	RATE
09/12	Cleveland													
09/19	at Baltimore													
09/26	L.A. Chargers													
10/03	at Philadelphia													
10/10	Buffalo													
10/17	at Washington													
10/24	at Tennessee													
11/01	N.Y. Giants													
11/07	Green Bay													
11/14	at Las Vegas													
11/21	Dallas													
12/05	Denver													
12/12	Las Vegas													
12/16	at L.A. Chargers													
12/26	Pittsburgh													
01/02	at Cincinnati													
01/09	at Denver													
TOTALS		0	0	0	0.0%	0.0	0.0	0	0.0%	0	0.0%	--	0/0	0.0

INDIVIDUAL GXG STATS: RUSHING

2021 REGULAR SEASON INDIVIDUAL GAME-BY-GAME STATS

RUSHING:		BLAKE BELL					MICHAEL BURTON					CLYDE EDWARDS-HELAIRE				
DATE	OPP.	NO.	YDS	AVG	LG	TD	NO.	YDS	AVG	LG	TD	NO.	YDS	AVG	LG	TD
09/12	Cleveland	1	2	2.0	2	0	1	2	2.0	2	0	14	43	3.1	9	0
09/19	at Baltimore	0	0	0.0	--	0	0	0	0.0	--	0	13	46	3.5	9	0
09/26	L.A. Chargers	0	0	0.0	--	0	0	0	0.0	--	0	17	100	5.9	14	0
10/03	at Philadelphia	0	0	0.0	--	0	1	5	5.0	5	0	14	102	7.3	17	0
10/10	Buffalo	0	0	0.0	--	0	1	2	2.0	2	0	7	13	1.9	6	0
10/17	at Washington	INACTIVE					0	0	0.0	--	0	RESERVE/INJURED				
10/24	at Tennessee	0	0	0.0	--	0	INACTIVE					RESERVE/INJURED				
11/01	N.Y. Giants	0	0	0.0	--	0	0	0	0.0	--	0	RESERVE/INJURED				
11/07	Green Bay	0	0	0.0	--	0	0	0	0.0	--	0	RESERVE/INJURED				
11/14	at Las Vegas	1	3	3.0	3	0	0	0	0.0	--	0	RESERVE/INJURED				
11/21	Dallas	0	0	0.0	--	0	0	0	0.0	--	0	12	63	5.3	14	1
12/05	Denver	0	0	0.0	--	0	1	3	3.0	3	0	14	54	3.9	10	0
12/12	Las Vegas	0	0	0.0	--	0	1	3	3.0	3	0	10	37	3.7	7	2
12/16	at L.A. Chargers															
12/26	Pittsburgh															
01/02	at Cincinnati															
01/09	at Denver															
TOTALS		2	5	2.5	3	0	5	15	3.0	5	0	101	458	4.5	17	3

RUSHING:		DERRICK GORE					MECOLE HARDMAN					TYREEK HILL				
DATE	OPP.	NO.	YDS	AVG	LG	TD	NO.	YDS	AVG	LG	TD	NO.	YDS	AVG	LG	TD
09/12	Cleveland	PRACTICE SQUAD					0	0	0.0	--	0	1	4	4.0	4	0
09/19	at Baltimore	PRACTICE SQUAD					0	0	0.0	--	0	1	15	15.0	15	0
09/26	L.A. Chargers	PRACTICE SQUAD					1	2	2.0	2	0	1	11	11.0	11	0
10/03	at Philadelphia	PRACTICE SQUAD					2	25	12.5	24	0	0	0	0.0	--	0
10/10	Buffalo	PRACTICE SQUAD					0	0	0.0	--	0	1	15	15.0	15	0
10/17	at Washington	0	0	0.0	--	0	1	6	6.0	6	0	0	0	0.0	--	0
10/24	at Tennessee	0	0	0.0	--	0	0	0	0.0	--	0	1	18	18.0	18	0
11/01	N.Y. Giants	11	48	4.4	10	1	0	0	0.0	--	0	0	0	0.0	--	0
11/07	Green Bay	3	13	4.3	7	0	0	0	0.0	--	0	1	-4	-4.0	-4	0
11/14	at Las Vegas	6	19	3.2	5	0	1	3	3.0	3	0	1	2	2.0	2	0
11/21	Dallas	INACTIVE					0	0	0.0	--	0	1	33	33.0	33	0
12/05	Denver	0	0	0.0	--	0	0	0	0.0	--	0	0	0	0.0	--	0
12/12	Las Vegas	9	66	7.3	51t	1	1	0	0.0	--	0	0	0	0.0	--	0
12/16	at L.A. Chargers															
12/26	Pittsburgh															
01/02	at Cincinnati															
01/09	at Denver															
TOTALS		29	146	5.0	51T	2	6	36	6.0	24	0	8	94	11.8	33	0

RUSHING:		TRAVIS KELCE					PATRICK MAHOMES					JERICK MCKINNON				
DATE	OPP.	NO.	YDS	AVG	LG	TD	NO.	YDS	AVG	LG	TD	NO.	YDS	AVG	LG	TD
09/12	Cleveland	0	0	0.0	--	0	5	18	3.6	8	1	0	0	0.0	--	0
09/19	at Baltimore	0	0	0.0	--	0	1	3	3.0	3	0	0	0	0.0	--	0
09/26	L.A. Chargers	0	0	0.0	--	0	4	45	11.3	21	0	0	0	0.0	--	0
10/03	at Philadelphia	0	0	0.0	--	0	5	26	5.2	12	0	0	0	0.0	--	0
10/10	Buffalo	0	0	0.0	--	0	8	61	7.6	23	0	1	2	2.0	2	0
10/17	at Washington	0	0	0.0	--	0	3	31	10.3	17	0	3	10	3.3	5	0
10/24	at Tennessee	0	0	0.0	--	0	6	35	5.8	13	0	0	0	0.0	--	0
11/01	N.Y. Giants	0	0	0.0	--	0	3	10	3.3	6	0	0	0	0.0	--	0
11/07	Green Bay	0	0	0.0	--	0	2	-2	-1.0	-1	0	0	0	0.0	--	0
11/14	at Las Vegas	0	0	0.0	--	0	0	0	0.0	--	0	3	26	8.7	18	0
11/21	Dallas	1	4	4.0	4t	1	7	11	1.6	11	0	0	0	0.0	--	0
12/05	Denver	0	0	0.0	--	0	4	12	3.0	10t	1	RESERVE/INJURED				
12/12	Las Vegas	0	0	0.0	--	0	4	20	5.0	10	0	RESERVE/INJURED				
12/16	at L.A. Chargers															
12/26	Pittsburgh															
01/02	at Cincinnati															
01/09	at Denver															
TOTALS		1	4	4.0	4T	1	52	270	5.2	23	2	7	38	5.4	18	0

INDIVIDUAL GXG STATS: RUSHING

RUSHING:		DARREL WILLIAMS				
DATE	OPP.	NO.	YDS	AVG	LG	TD
09/12	Cleveland	1	4	4.0	4	0
09/19	at Baltimore	3	-2	-0.7	2t	1
09/26	L.A. Chargers	7	28	4.0	7	0
10/03	at Philadelphia	10	42	4.2	10	1
10/10	Buffalo	5	27	5.4	9	0
10/17	at Washington	21	62	3.0	11	2
10/24	at Tennessee	5	20	4.0	11	0
11/01	N.Y. Giants	13	49	3.8	12	0
11/07	Green Bay	19	70	3.7	11	0
11/14	at Las Vegas	11	43	3.9	21	0
11/21	Dallas	5	15	3.0	10	0
12/05	Denver	5	20	4.0	12	0
12/12	Las Vegas	2	8	4.0	7	0
12/16	at L.A. Chargers					
12/26	Pittsburgh					
01/02	at Cincinnati					
01/09	at Denver					
TOTALS		107	386	3.6	21	4

INDIVIDUAL GXG STATS: RECEIVING

2021 REGULAR SEASON INDIVIDUAL GAME-BY-GAME STATS

RECEIVING:		BLAKE BELL					MICHAEL BURTON					CLYDE EDWARDS-HELAIRE				
DATE	OPP.	NO.	YDS	AVG	LG	TD	NO.	YDS	AVG	LG	TD	NO.	YDS	AVG	LG	TD
09/12	Cleveland	1	3	3.0	3	0	0	0	0.0	--	0	3	29	9.7	14	0
09/19	at Baltimore	1	20	20.0	20	0	1	11	11.0	11	0	0	0	0.0	--	0
09/26	L.A. Chargers	1	6	6.0	6	0	0	0	0.0	--	0	2	9	4.5	10t	1
10/03	at Philadelphia	0	0	0.0	--	0	0	0	0.0	--	0	2	12	6.0	11	1
10/10	Buffalo	1	4	4.0	4	0	0	0	0.0	--	0	1	11	11.0	11	0
10/17	at Washington	INACTIVE					0	0	0.0	--	0	RESERVE/INJURED				
10/24	at Tennessee	0	0	0.0	--	0	INACTIVE					RESERVE/INJURED				
11/01	N.Y. Giants	0	0	0.0	--	0	0	0	0.0	--	0	RESERVE/INJURED				
11/07	Green Bay	0	0	0.0	--	0	0	0	0.0	--	0	RESERVE/INJURED				
11/14	at Las Vegas	0	0	0.0	--	0	0	0	0.0	--	0	RESERVE/INJURED				
11/21	Dallas	1	8	8.0	8	0	0	0	0.0	--	0	2	13	6.5	12	0
12/05	Denver	0	0	0.0	--	0	0	0	0.0	--	0	3	28	9.3	29	0
12/12	Las Vegas	0	0	0.0	--	0	0	0	0.0	--	0	3	5	1.7	6	0
12/16	at L.A. Chargers															
12/26	Pittsburgh															
01/02	at Cincinnati															
01/09	at Denver															
TOTALS		5	41	8.2	20	0	1	11	11.0	11	0	16	107	6.7	29	2

RECEIVING:		JODY FORTSON					JOSH GORDON					DERRICK GORE				
DATE	OPP.	NO.	YDS	AVG	LG	TD	NO.	YDS	AVG	LG	TD	NO.	YDS	AVG	LG	TD
09/12	Cleveland	0	0	0.0	--	0						PRACTICE SQUAD				
09/19	at Baltimore	1	11	11.0	11	0						PRACTICE SQUAD				
09/26	L.A. Chargers	2	7	3.5	5	1						PRACTICE SQUAD				
10/03	at Philadelphia	1	2	2.0	2t	1	PRACTICE SQUAD					PRACTICE SQUAD				
10/10	Buffalo	0	0	0.0	--	0	1	11	11.0	11	0	PRACTICE SQUAD				
10/17	at Washington	1	27	27.0	27	0	0	0	0.0	--	0	0	0	0.0	--	0
10/24	at Tennessee	RESERVE/INJURED					0	0	0.0	--	0	1	7	7.0	7	0
11/01	N.Y. Giants	RESERVE/INJURED					0	0	0.0	--	0	0	0	0.0	--	0
11/07	Green Bay	RESERVE/INJURED					0	0	0.0	--	0	1	6	6.0	6	0
11/14	at Las Vegas	RESERVE/INJURED					0	0	0.0	--	0	0	0	0.0	--	0
11/21	Dallas	RESERVE/INJURED					1	7	7.0	7	0	INACTIVE				
12/05	Denver	RESERVE/INJURED					0	0	0.0	--	0	0	0	0.0	--	0
12/12	Las Vegas	RESERVE/INJURED					2	9	4.5	8	1	2	23	11.5	16	0
12/16	at L.A. Chargers															
12/26	Pittsburgh															
01/02	at Cincinnati															
01/09	at Denver															
TOTALS		5	47	9.4	27	2	4	27	6.8	11	1	4	36	9.0	16	0

RECEIVING:		NOAH GRAY					MECOLE HARDMAN					TYREEK HILL				
DATE	OPP.	NO.	YDS	AVG	LG	TD	NO.	YDS	AVG	LG	TD	NO.	YDS	AVG	LG	TD
09/12	Cleveland	0	0	0.0	--	0	3	19	6.3	8	0	11	197	17.9	75t	1
09/19	at Baltimore	0	0	0.0	--	0	5	55	11.0	19	0	3	14	4.7	7	0
09/26	L.A. Chargers	1	5	5.0	5	0	3	33	11.0	15	1	5	56	11.2	18	0
10/03	at Philadelphia	0	0	0.0	--	0	2	16	8.0	9	0	11	186	16.9	44t	3
10/10	Buffalo	INACTIVE					9	76	8.4	26	0	7	63	9.0	17	0
10/17	at Washington	0	0	0.0	--	0	4	62	15.5	49	0	9	76	8.4	19	1
10/24	at Tennessee	1	4	4.0	4	0	4	28	7.0	9	0	6	49	8.2	17	0
11/01	N.Y. Giants	0	0	0.0	--	0	5	63	12.6	24	0	12	94	7.8	15	1
11/07	Green Bay	0	0	0.0	--	0	3	20	6.7	9	0	4	37	9.3	13	0
11/14	at Las Vegas	1	1	1.0	1t	1	2	27	13.5	27	0	7	83	11.9	32	2
11/21	Dallas	1	8	8.0	8	0	2	25	12.5	13	0	9	77	8.6	23	0
12/05	Denver	0	0	0.0	--	0	1	12	12.0	12	0	2	22	11.0	13	0
12/12	Las Vegas	0	0	0.0	--	0	2	59	29.5	44	0	4	76	19.0	38	0
12/16	at L.A. Chargers															
12/26	Pittsburgh															
01/02	at Cincinnati															
01/09	at Denver															
TOTALS		4	18	4.5	8	1	45	495	11.0	49	1	90	1,030	11.4	75T	8

INDIVIDUAL GXG STATS: RECEIVING

RECEIVING:		TRAVIS KELCE					MARCUS KEMP					JERICK MCKINNON				
DATE	OPP.	NO.	YDS	AVG	LG	TD	NO.	YDS	AVG	LG	TD	NO.	YDS	AVG	LG	TD
09/12	Cleveland	6	76	12.7	19	2	0	0	0.0	--	0	0	0	0.0	--	0
09/19	at Baltimore	7	109	15.6	46t	1	0	0	0.0	--	0	1	14	14.0	14	0
09/26	L.A. Chargers	7	104	14.9	28	0	0	0	0.0	--	0	0	0	0.0	--	0
10/03	at Philadelphia	4	23	5.8	10	0	0	0	0.0	--	0	0	0	0.0	--	0
10/10	Buffalo	6	57	9.5	15	1	0	0	0.0	--	0	2	13	6.5	9	0
10/17	at Washington	8	99	12.4	20	0	0	0	0.0	--	0	1	5	5.0	5	0
10/24	at Tennessee	7	65	9.3	24	0	1	8	8.0	8	0	2	17	8.5	9	0
11/01	N.Y. Giants	4	27	6.8	14	0	0	0	0.0	--	0	0	0	0.0	--	0
11/07	Green Bay	5	68	13.6	25	1	0	0	0.0	--	0	3	26	8.7	14	0
11/14	at Las Vegas	8	119	14.9	30	0	1	16	16.0	16	0	1	6	6.0	6	0
11/21	Dallas	5	74	14.8	24	0	<i>DID NOT PLAY</i>					0	0	0.0	--	0
12/05	Denver	3	27	9.0	14	0	0	0	0.0	--	0	<i>RESERVE/INJURED</i>				
12/12	Las Vegas	3	27	9.0	19	0	0	0	0.0	--	0	<i>RESERVE/INJURED</i>				
12/16	at L.A. Chargers															
12/26	Pittsburgh															
01/02	at Cincinnati															
01/09	at Denver															
TOTALS		73	875	12.0	46T	5	2	24	12.0	16	0	10	81	8.1	14	0

RECEIVING:		BYRON PRINGLE					MIKE REMMERS					DEMARCUS ROBINSON				
DATE	OPP.	NO.	YDS	AVG	LG	TD	NO.	YDS	AVG	LG	TD	NO.	YDS	AVG	LG	TD
09/12	Cleveland	1	6	6.0	6	0	1	-2	-2.0	-2	0	1	9	9.0	9	0
09/19	at Baltimore	2	63	31.5	40t	1	<i>DID NOT PLAY</i>					3	46	15.3	33t	1
09/26	L.A. Chargers	2	12	6.0	7	0	<i>DID NOT PLAY</i>					2	17	8.5	11	0
10/03	at Philadelphia	2	23	11.5	19	0	0	0	0.0	--	0	0	0	0.0	--	0
10/10	Buffalo	2	11	5.5	6	1	<i>DID NOT PLAY</i>					1	8	8.0	8	0
10/17	at Washington	3	55	18.3	27	0	0	0	0.0	--	0	3	46	15.3	24t	1
10/24	at Tennessee	5	73	14.6	25	0	0	0	0.0	--	0	1	7	7.0	7	0
11/01	N.Y. Giants	1	12	12.0	12	0	<i>INACTIVE</i>					1	18	18.0	18	0
11/07	Green Bay	0	0	0.0	--	0	<i>INACTIVE</i>					1	2	2.0	2	0
11/14	at Las Vegas	4	46	11.5	22t	1	<i>RESERVE/INJURED</i>					3	23	7.7	13	0
11/21	Dallas	1	37	37.0	37	0	<i>RESERVE/INJURED</i>					0	0	0.0	--	0
12/05	Denver	1	14	14.0	14	0	<i>RESERVE/INJURED</i>					2	21	10.5	12	0
12/12	Las Vegas	1	28	28.0	28	0	<i>RESERVE/INJURED</i>					0	0	0.0	--	0
12/16	at L.A. Chargers															
12/26	Pittsburgh															
01/02	at Cincinnati															
01/09	at Denver															
TOTALS		25	380	15.2	40T	3	1	-2	-2.0	-2	0	18	197	10.9	33T	2

RECEIVING:		DARREL WILLIAMS				
DATE	OPP.	NO.	YDS	AVG	LG	TD
09/12	Cleveland	0	0	0.0	--	0
09/19	at Baltimore	0	0	0.0	--	0
09/26	L.A. Chargers	2	11	5.5	6	0
10/03	at Philadelphia	2	16	8.0	9	0
10/10	Buffalo	3	18	6.0	8	0
10/17	at Washington	3	27	9.0	13	0
10/24	at Tennessee	3	30	10.0	14	0
11/01	N.Y. Giants	6	61	10.2	17	0
11/07	Green Bay	3	7	2.3	7	0
11/14	at Las Vegas	9	101	11.2	38t	1
11/21	Dallas	1	11	11.0	11	0
12/05	Denver	3	60	20.0	38	0
12/12	Las Vegas	3	31	10.3	23t	1
12/16	at L.A. Chargers					
12/26	Pittsburgh					
01/02	at Cincinnati					
01/09	at Denver					
TOTALS		38	373	9.8	38T	2

INDIVIDUAL GXG STATS: PUNTING

2021 REGULAR SEASON INDIVIDUAL GAME-BY-GAME STATS

PASSING:	TOMMY TOWNSEND								HARRISON BUTKER									
	DATE	OPP.	NO.	YDS	AVG	TB	IN 20	LG	NET	BLK	NO.	YDS	AVG	TB	IN 20	LG	NET	BLK
	09/12	Cleveland	2	91	45.5	0	2	47	43.5	0	0	0	0.0	0	0	0	0.0	0
	09/19	at Baltimore	3	135	45.0	0	0	54	39.7	0	0	0	0.0	0	0	0	0.0	0
	09/26	L.A. Chargers	1	51	51.0	0	0	51	51.0	0	0	0	0.0	0	0	0	0.0	0
	10/03	at Philadelphia	0	0	0.0	0	0	0	0.0	0	0	0	0.0	0	0	0	0.0	0
	10/10	Buffalo	2	88	44.0	0	1	46	40.5	0	0	0	0.0	0	0	0	0.0	0
	10/17	at Washington	2	53	26.5	0	1	34	26.5	0	0	0	0.0	0	0	0	0.0	0
	10/24	at Tennessee	2	93	46.5	0	1	52	46.5	0	0	0	0.0	0	0	0	0.0	0
	11/01	N.Y. Giants	4	203	50.8	0	4	58	50.8	0	0	0	0.0	0	0	0	0.0	0
	11/07	Green Bay	6	341	56.8	0	5	64	54.3	0	0	0	0.0	0	0	0	0.0	0
	11/14	at Las Vegas	1	42	42.0	0	0	42	42.0	0	0	0	0.0	0	0	0	0.0	0
	11/21	Dallas	3	166	55.3	1	1	68	46.3	0	1	31	31.0	0	1	31	31.0	0
	12/05	Denver	4	190	47.5	0	3	54	46.0	0	0	0	0.0	0	0	0	0.0	0
	12/12	Las Vegas	1	52	52.0	0	1	52	46.0	0	0	0	0.0	0	0	0	0.0	0
	12/16	at L.A. Chargers																
	12/26	Pittsburgh																
	01/02	at Cincinnati																
	01/09	at Denver																
TOTALS			31	1,505	48.5	1	19	68	45.9	0	1	31	31.0	0	1	31	31.0	0

INDIVIDUAL GXG STATS: FIELD GOALS

2021 REGULAR SEASON INDIVIDUAL GAME-BY-GAME STATS

FIELD GOALS:		HARRISON BUTKER									
DATE	OPP.	0-19	20-29	30-39	40-49	50+	TOTAL	FGM	FGA	PCT	LG
09/12	Cleveland	0/0	1/1	0/0	1/1	0/0	2/2	2	2	100.0%	43
09/19	at Baltimore	0/0	0/0	0/0	0/0	0/0	0/0	0	0	0.0%	0
09/26	L.A. Chargers	0/0	0/0	1/1	0/0	0/0	1/1	1	1	100.0%	34
10/03	at Philadelphia	0/0	0/0	0/0	0/0	0/0	0/0	0	0	0.0%	0
10/10	Buffalo	0/0	0/0	1/1	0/0	1/1	2/2	2	2	100.0%	54
10/17	at Washington	0/0	0/0	0/0	0/0	1/1	1/1	1	1	100.0%	52
10/24	at Tennessee	0/0	0/0	0/0	1/1	0/1	1/2	1	2	50.0%	42
11/01	N.Y. Giants	0/0	0/0	2/2	0/0	0/0	2/2	2	2	100.0%	36
11/07	Green Bay	0/0	1/1	0/0	0/0	1/1	2/2	2	2	100.0%	55
11/14	at Las Vegas	0/0	0/0	1/1	1/2	0/0	2/3	2	3	66.7%	40
11/21	Dallas	0/0	0/0	1/1	0/0	1/2	2/3	2	3	66.7%	53
12/05	Denver	0/0	1/1	0/0	1/1	1/1	3/3	3	3	100.0%	56
12/12	Las Vegas	0/0	0/0	1/1	0/0	1/1	2/2	2	2	100.0%	54
12/16	at L.A. Chargers										
12/26	Pittsburgh										
01/02	at Cincinnati										
01/09	at Denver										
TOTALS		0/0	3/3	7/7	4/5	6/8	20/23	20	23	87.0%	56

INDIVIDUAL GXG STATS: DEFENSIVE

DATE OPP.	CHRIS LAMMONS						TYRANN MATHIEU						BEN NIEMANN																										
	S	A	TK	TFL	TFLY	SK SKY	INT	FR	FF	PR	PD	S	A	TK	TFL	TFLY	SK SKY	INT	FR	FF	PR	PD	S	A	TK	TFL	TFLY	SK SKY	INT	FR	FF	PR	PD						
09/12 Cleveland	0	0	0	0	0	0.0 0.0	0	0	0	0	0	INACTIVE						2	1	3	0	0	0.0 0.0	0	1	0	0	0	0	0	0	0	0	0					
09/19 at Baltimore	0	0	0	0	0	0.0 0.0	0	0	0	0	0	6	0	6	0	0	0.0 0.0	2	0	0	0	0	0	3	0	3	0	0	0.0 0.0	0	0	0	0	0	0	0	0	0	0
09/26 L.A. Chargers	0	0	0	0	0	0.0 0.0	0	0	0	0	0	5	0	5	0	0	0.0 0.0	0	0	0	0	0	0	1	2	3	0	0	0.0 0.0	0	0	0	0	0	0	0	0	0	0
10/03 at Philadelphia	0	0	0	0	0	0.0 0.0	0	0	0	0	0	4	1	5	1	4	0.0 0.0	0	0	0	0	0	0	2	1	3	0	0	0.0 0.0	0	0	0	0	0	0	0	0	0	0
10/10 Buffalo	0	0	0	0	0	0.0 0.0	0	0	0	0	0	4	0	4	0	0	0.0 0.0	0	0	0	0	0	0	0	2	2	0	0	0.0 0.0	0	0	0	0	0	0	0	0	0	0
10/17 at Washington	0	0	0	0	0	0.0 0.0	0	0	0	0	0	3	2	5	0	0	0.0 0.0	0	0	0	0	0	0	2	1	3	0	0	0.0 0.0	0	0	0	0	0	0	0	0	0	0
10/24 at Tennessee	0	0	0	0	0	0.0 0.0	0	0	0	0	0	5	1	6	0	0	0.0 0.0	0	0	0	0	0	0	3	1	4	1	9	1.0 9.0	0	0	0	0	0	0	0	0	0	1
11/01 N.Y. Giants	0	0	0	0	0	0.0 0.0	0	0	0	0	0	1	4	5	0	0	0.0 0.0	0	0	0	0	0	0	2	2	4	0	0	0.0 0.0	0	0	0	0	0	0	0	0	0	0
11/07 Green Bay	0	0	0	0	0	0.0 0.0	0	0	0	0	0	5	1	6	1	11	1.0 11.0	0	0	0	0	0	0	0	0	0	0	0	0.0 0.0	0	0	0	0	0	0	0	0	0	0
11/14 at Las Vegas	0	3	3	0	0	0.0 0.0	0	0	0	0	0	4	0	4	0	0	0.0 0.0	0	1	0	0	0	0	1	1	2	0	0	0.0 0.0	0	0	0	0	0	0	0	0	0	0
11/21 Dallas	0	0	0	0	0	0.0 0.0	0	0	0	0	0	2	1	3	0	0	0.0 0.0	0	0	0	0	0	0	2	0	2	0	0	0.0 0.0	0	0	0	0	0	0	0	0	0	0
12/05 Denver	0	0	0	0	0	0.0 0.0	0	0	0	0	0	7	2	9	0	0	0.0 0.0	0	0	0	0	0	0	3	1	4	0	0	0.0 0.0	0	0	0	0	0	0	0	0	0	1
12/12 Las Vegas	RESERVE/INJURED						5	0	5	0	0	0.0 0.0	1	1	0	0	0	0	1	0	1	0	0	0.0 0.0	0	0	0	0	0	0	0	0	0	0					
12/16 at L.A. Chargers																																							
12/26 Pittsburgh																																							
01/02 at Cincinnati																																							
01/09 at Denver																																							
TOTALS	0	3	3	0	0	0.0 0.0	0	0	0	0	0	51	12	63	2	15	1.0 11.0	3	2	0	2	6	22	12	34	1	9	1.0 9.0	0	1	0	1	1						

DATE OPP.	DERRICK NNADI						DORIAN O'DANIEL						ALEX OKAFOR																						
	S	A	TK	TFL	TFLY	SK SKY	INT	FR	FF	PR	PD	S	A	TK	TFL	TFLY	SK SKY	INT	FR	FF	PR	PD	S	A	TK	TFL	TFLY	SK SKY	INT	FR	FF	PR	PD		
09/12 Cleveland	1	0	1	0	0	0.0 0.0	0	0	0	0	0	0	0	0	0	0	0.0 0.0	0	0	0	0	0	0	0	1	1	0	0	0.0 0.0	0	0	0	0	0	0
09/19 at Baltimore	1	0	1	0	0	0.0 0.0	0	0	0	0	0	0	0	0	0	0	0.0 0.0	0	0	0	0	0	0	1	0	1	0	0	0.0 0.0	0	0	0	0	0	0
09/26 L.A. Chargers	2	0	2	0	0	0.0 0.0	0	0	0	0	0	0	0	0	0	0	0.0 0.0	0	0	0	0	0	0	1	0	1	0	0	0.0 0.0	0	0	0	0	0	1
10/03 at Philadelphia	1	0	1	0	0	0.0 0.0	0	0	0	0	0	0	0	0	0	0	0.0 0.0	0	0	0	0	0	0	1	0	1	0	0	0.0 0.0	0	0	0	0	0	1
10/10 Buffalo	4	0	4	0	0	0.0 0.0	0	0	0	0	0	0	0	0	0	0	0.0 0.0	0	0	0	0	0	0	0	0	0	0	0	0.0 0.0	0	0	0	0	0	0
10/17 at Washington	1	1	2	0	0	0.0 0.0	0	0	0	0	0	1	0	0	0	0	0.0 0.0	0	0	0	0	0	0	2	2	4	0	0	0.0 0.0	0	0	0	0	0	1
10/24 at Tennessee	2	1	3	0	0	0.0 0.0	0	0	0	0	0	0	0	0	0	0	0.0 0.0	0	0	0	0	0	0	1	2	3	0	0	0.0 0.0	0	0	0	0	0	0
11/01 N.Y. Giants	1	2	3	0	0	1.0 0.0	0	0	0	0	0	1	0	0	0	0	0.0 0.0	0	0	0	0	0	0	0	2	2	0	0	0.0 0.0	0	0	0	0	0	0
11/07 Green Bay	2	0	2	0	0	0.0 0.0	0	0	0	0	0	0	0	0	0	0	0.0 0.0	0	0	0	0	0	0	0	0	0	0	0	0.0 0.0	0	0	0	0	0	0
11/14 at Las Vegas	2	2	4	1	5	1.0 5.0	0	0	0	0	0	1	0	0	0	0	0.0 0.0	0	0	0	0	0	0	0	0	0	0	0	0.0 0.0	0	0	0	0	0	0
11/21 Dallas	2	1	3	0	0	0.0 0.0	0	0	0	0	0	0	0	0	0	0	0.0 0.0	0	0	0	0	0	0	0	1	1	0	0	0.0 0.0	0	0	0	0	0	0
12/05 Denver	0	3	3	0	0	0.0 0.0	0	0	0	0	0	1	0	0	0	0	0.0 0.0	0	0	0	0	0	0	0	2	2	0	0	0.0 0.0	0	0	0	0	0	1
12/12 Las Vegas	0	1	1	0	0	0.0 0.0	0	0	0	0	0	0	1	1	0	0	0.0 0.0	0	0	0	0	0	0	1	2	3	0	0	1.5 1.5	0	0	1	2	0	
12/16 at L.A. Chargers																																			
12/26 Pittsburgh																																			
01/02 at Cincinnati																																			
01/09 at Denver																																			
TOTALS	19	11	30	1	5	2.0 5.0	0	0	0	4	0	0	1	1	0	0	0.0 0.0	0	0	0	0	0	7	12	19	0	0	1.5 1.5	0	0	1	5	1		

DATE OPP.	JARRAN REED						KHALEN SAUNDERS						L'JARIUS SNEED																						
	S	A	TK	TFL	TFLY	SK SKY	INT	FR	FF	PR	PD	S	A	TK	TFL	TFLY	SK SKY	INT	FR	FF	PR	PD	S	A	TK	TFL	TFLY	SK SKY	INT	FR	FF	PR	PD		
09/12 Cleveland	1	0	1	0	0	0.0 0.0	0	0	0	0	0	0	1	1	0	0	0.0 0.0	0	0	0	0	0	0	7	0	7	0	0	0.0 0.0	0	0	0	0	0	0
09/19 at Baltimore	2	0	2	0	0	0.0 0.0	0	0	0	0	0	1	2	3	0	0	0.0 0.0	0	0	0	0	0	0	3	0	3	0	0	0.0 0.0	0	0	0	0	0	0
09/26 L.A. Chargers	1	2	3	0	0	0.0 0.0	0	0	0	0	0	0	0	0	0	0	0.0 0.0	0	0	0	0	0	0	5	1	6	2	2	0.0 0.0	0	0	0	0	0	0
10/03 at Philadelphia	0	0	0	0	0	0.0 0.0	0	0	0	0	0	1	0	0	0	0	0.0 0.0	0	0	0	0	0	0	3	1	4	0	0	1.0 21.0	0	0	1	0	0	
10/10 Buffalo	0	0	0	0	0	0.0 0.0	0	0	0	0	0	0	0	0	0	0	0.0 0.0	0	0	0	0	0	0	2	0	2	1	2	0.0 0.0	0	0	0	0	0	1
10/17 at Washington	0	1	1	0	0	0.0 0.0	0	0	0	0	0	2	0	0	0	0	0.0 0.0	0	0	0	0	0	0	4	0	4	1	0	0.0 0.0	0	1	0	0	0	
10/24 at Tennessee	4	2	6	0	0	0.0 0.0	0	0	0	0	0	1	3	4	0	0	0.0 0.0	0	0	0	0	0	0	5	2	7	0	0	0.0 0.0	0	0	0	0	0	1
11/01 N.Y. Giants	0	3	3	0	0	0.0 0.0	0	0	0	0	0	INACTIVE						5	2	7	0	0	0.0 0.0	0	0	0	0	0	0						
11/07 Green Bay	0	1	1	0	0	0.0 0.0	0	0	0	0	0	INACTIVE						3	3	6	0	0	0.0 0.0	1	0	0	0	0	2						
11/14 at Las Vegas	2	0	2	1	7	1.0 7.0	0	0	0	0	0	DID NOT PLAY						5	1	6	1	1	0.0 0.0	0	0	0	0	0	1						
11/21 Dallas	2	2	4	0	0	0.5 1.0	0	0	0	0	0	INACTIVE						5	1	6	1	3	0.0 0.0	1	0	0	0	0	3						
12/05 Denver	4	1	5	0	0	0.0 0.0	0	0	0	0	0	RESERVE/INJURED						2	2	4	0	0	0.0 0.0	0	0	0	0	0	0						
12/12 Las Vegas	3	1	4	0	0	0.0 0.0	0	0	0	0	0	RESERVE/INJURED						INACTIVE																	
12/16 at L.A. Chargers																																			
12/26 Pittsburgh																																			
01/02 at Cincinnati																																			
01/09 at Denver																																			
TOTALS	19	13	32	1	7	1.5 8.0	0	0	2	9	0	2	6	8	0	0	0.0 0.0	0	0	0	0	0	49	13	62	6	8	1.0 21.0	2	1	1	2	6		

INDIVIDUAL GXG STATS: DEFENSIVE

DATE OPP.	ARMANI WATTS								TERSRAWN WHARTON													
	S	A	TK	TF	SK	INT	FR	FF	PR	PD	S	A	TK	TF	SK	INT	FR	FF	PR	PD		
09/12 Cleveland	0	1	1	0	0	0.0	0.0	0	0	0	1	2	3	0	0	0.0	0.0	0	0	0	0	
09/19 at Baltimore	0	0	0	0	0	0.0	0.0	0	0	0	0	1	1	0	0	0.0	0.0	0	0	0	0	
09/26 L.A. Chargers	0	0	0	0	0	0.0	0.0	0	0	0	0	0	0	0	0	0.0	0.0	0	0	0	0	
10/03 at Philadelphia	0	0	0	0	0	0.0	0.0	0	0	0	1	1	2	0	0	0.0	0.0	0	0	0	0	
10/10 Buffalo	0	0	0	0	0	0.0	0.0	0	0	0	1	1	2	0	0	0.0	0.0	0	0	0	0	
10/17 at Washington	0	0	0	0	0	0.0	0.0	0	0	0	0	1	1	0	0	0.0	0.0	1	0	0	0	
10/24 at Tennessee	0	0	0	0	0	0.0	0.0	0	0	0	1	0	1	0	0	0.0	0.0	0	0	0	0	
11/01 N.Y. Giants	0	0	0	0	0	0.0	0.0	0	0	0	0	0	0	0	0	0.0	0.0	0	0	0	0	
11/07 Green Bay	0	0	0	0	0	0.0	0.0	0	0	0	2	2	4	0	0	0.0	0.0	0	0	0	0	
11/14 at Las Vegas	3	2	5	1	2	0.0	0.0	0	0	0	0	0	0	0	0	0.0	0.0	0	0	0	0	
11/21 Dallas	0	0	0	0	0	0.0	0.0	0	0	0	2	0	2	0	0	0.0	0.0	0	0	0	0	
12/05 Denver	0	0	0	0	0	0.0	0.0	0	0	0	2	0	2	0	0	0.0	0.0	0	0	0	0	
12/12 Las Vegas	2	1	3	0	0	0.0	0.0	0	1	0	1	2	3	0	0	1.0	5.0	0	0	0	2	
12/16 at L.A. Chargers																						
12/26 Pittsburgh																						
01/02 at Cincinnati																						
01/09 at Denver																						
TOTALS	5	4	9	1	2	0.0	0.0	0	1	0	11	10	21	0	0	1.0	5.0	1	0	0	2	1

INDIVIDUAL GXG STATS: SPECIAL TEAMS

2021 REGULAR SEASON INDIVIDUAL SPECIAL TEAMS GAME-BY-GAME STATS

DATE	OPP.	MICHAEL BURTON			RASHAD FENTON			DERRICK GORE			NOAH GRAY		
		TKL	AST	TOT	TKL	AST	TOT	TKL	AST	TOT	TKL	AST	TOT
09/12	Cleveland	0	0	0	0	0	0	PRACTICE SQUAD			0	0	0
09/19	at Baltimore	0	0	0	0	0	0	PRACTICE SQUAD			0	0	0
09/26	L.A. Chargers	0	0	0	0	0	0	PRACTICE SQUAD			0	1	1
10/03	at Philadelphia	0	0	0	INACTIVE			PRACTICE SQUAD			0	0	0
10/10	Buffalo	1	0	1	0	0	0	PRACTICE SQUAD			INACTIVE		
10/17	at Washington	0	1	1	0	0	0	0	0	0	0	0	0
10/24	at Tennessee	INACTIVE			0	0	0	0	0	0	0	0	0
11/01	N.Y. Giants	0	0	0	0	1	1	0	1	1	0	0	0
11/07	Green Bay	0	0	0	0	0	0	0	0	0	0	0	0
11/14	at Las Vegas	0	0	0	0	1	1	0	0	0	0	0	0
11/21	Dallas	0	0	0	0	0	0	INACTIVE			0	0	0
12/05	Denver	1	0	1	INACTIVE			0	0	0	0	0	0
12/12	Las Vegas	0	1	1	0	0	0	0	0	0	0	0	0
12/16	at L.A. Chargers												
12/26	Pittsburgh												
01/02	at Cincinnati												
01/09	at Denver												
TOTALS		2	2	4	0	2	2	0	1	1	0	1	1

DATE	OPP.	MECOLE HARDMAN			MIKE HUGHES			MARCUS KEMP			CHRIS LAMMONS		
		TKL	AST	TOT	TKL	AST	TOT	TKL	AST	TOT	TKL	AST	TOT
09/12	Cleveland	0	0	0	0	0	0	0	0	0	2	0	2
09/19	at Baltimore	0	0	0	0	0	0	0	0	0	0	0	0
09/26	L.A. Chargers	0	0	0	0	0	0	1	0	1	0	0	0
10/03	at Philadelphia	0	0	0	0	0	0	1	0	1	0	0	0
10/10	Buffalo	0	0	0	0	0	0	1	0	1	0	0	0
10/17	at Washington	0	0	0	0	0	0	2	0	2	0	0	0
10/24	at Tennessee	0	0	0	0	0	0	0	0	0	0	0	0
11/01	N.Y. Giants	0	0	0	0	0	0	1	0	1	0	0	0
11/07	Green Bay	0	0	0	1	0	1	0	0	0	0	0	0
11/14	at Las Vegas	0	0	0	0	0	0	1	0	1	0	0	0
11/21	Dallas	0	0	0	1	0	1	DID NOT PLAY			1	0	1
12/05	Denver	0	0	0	0	0	0	0	1	1	0	0	0
12/12	Las Vegas	0	0	0	0	0	0	0	1	1	RESERVE/INJURED		
12/16	at L.A. Chargers												
12/26	Pittsburgh												
01/02	at Cincinnati												
01/09	at Denver												
TOTALS		0	0	0	2	0	2	7	2	9	3	0	3

DATE	OPP.	JERICK MCKINNON			BEN NIEMANN			DORIAN O'DANIEL			ALEX OKAFOR		
		TKL	AST	TOT	TKL	AST	TOT	TKL	AST	TOT	TKL	AST	TOT
09/12	Cleveland	0	0	0	0	0	0	0	0	0	0	0	0
09/19	at Baltimore	0	0	0	0	0	0	0	0	0	0	0	0
09/26	L.A. Chargers	0	0	0	0	0	0	0	0	0	0	0	0
10/03	at Philadelphia	0	0	0	0	0	0	0	0	0	0	0	0
10/10	Buffalo	0	0	0	0	0	0	0	0	0	0	0	0
10/17	at Washington	0	0	0	0	0	0	0	0	0	0	0	0
10/24	at Tennessee	0	0	0	0	0	0	0	0	0	0	0	0
11/01	N.Y. Giants	0	0	0	0	0	0	1	0	1	0	0	0
11/07	Green Bay	0	0	0	1	0	1	0	0	0	0	0	0
11/14	at Las Vegas	1	0	1	0	0	0	0	0	0	0	0	0
11/21	Dallas	1	0	1	0	0	0	0	0	0	0	0	0
12/05	Denver	RESERVE/INJURED			1	0	1	0	0	0	0	0	0
12/12	Las Vegas	RESERVE/INJURED			1	1	2	1	0	1	0	0	0
12/16	at L.A. Chargers												
12/26	Pittsburgh												
01/02	at Cincinnati												
01/09	at Denver												
TOTALS		2	0	2	3	1	4	2	0	2	0	0	0

INDIVIDUAL GXG STATS: SPECIAL TEAMS

DATE	OPP.	BYRON PRINGLE			ARMANI WATTS			DARREL WILLIAMS		
		TKL	AST	TOT	TKL	AST	TOT	TKL	AST	TOT
09/12	Cleveland	0	0	0	0	0	0	0	0	0
09/19	at Baltimore	0	0	0	1	0	1	0	0	0
09/26	L.A. Chargers	0	0	0	0	1	1	0	0	0
10/03	at Philadelphia	0	0	0	1	0	1	0	0	0
10/10	Buffalo	0	0	0	0	0	0	0	0	0
10/17	at Washington	0	0	0	0	1	1	0	0	0
10/24	at Tennessee	0	0	0	0	0	0	0	0	0
11/01	N.Y. Giants	0	0	0	0	0	0	0	0	0
11/07	Green Bay	0	0	0	1	0	1	0	0	0
11/14	at Las Vegas	0	0	0	1	1	2	0	0	0
11/21	Dallas	0	0	0	0	0	0	0	0	0
12/05	Denver	0	0	0	1	0	1	1	0	1
12/12	Las Vegas	0	0	0	0	1	1	0	0	0
12/16	at L.A. Chargers									
12/26	Pittsburgh									
01/02	at Cincinnati									
01/09	at Denver									
TOTALS		0	0	0	5	4	9	1	0	1

INDIVIDUAL GXG STATS: PUNT RETURNS

2021 REGULAR SEASON INDIVIDUAL GAME-BY-GAME STATS

PUNT RETURNS:		MECOLE HARDMAN						MIKE HUGHES					
DATE	OPP.	NO.	YDS	AVG	LG	FC	TD	NO.	YDS	AVG	LG	FC	TD
09/12	Cleveland	1	7	7.0	7	0	0	0	0	0.0	0	0	0
09/19	at Baltimore	1	13	13.0	13	1	0	0	0	0.0	0	0	0
09/26	L.A. Chargers	2	7	3.5	7	1	0	0	0	0.0	0	0	0
10/03	at Philadelphia	0	0	0.0	0	0	0	0	0	0.0	0	0	0
10/10	Buffalo	0	0	0.0	0	1	0	0	0	0.0	0	0	0
10/17	at Washington	2	56	28.0	31	1	0	0	0	0.0	0	0	0
10/24	at Tennessee	0	0	0.0	0	0	0	0	0	0.0	0	0	0
11/01	N.Y. Giants	0	0	0.0	0	1	0	0	0	0.0	0	0	0
11/07	Green Bay	2	3	1.5	3	0	0	0	0	0.0	0	0	0
11/14	at Las Vegas	0	0	0.0	0	0	0	2	46	23.0	37	1	0
11/21	Dallas	0	0	0.0	0	0	0	1	9	9.0	9	2	0
12/05	Denver	0	0	0.0	0	0	0	2	13	6.5	10	1	0
12/12	Las Vegas	1	11	11.0	11	0	0	0	0	0.0	0	0	0
12/16	at L.A. Chargers												
12/26	Pittsburgh												
01/02	at Cincinnati												
01/09	at Denver												
TOTALS		9	97	10.8	31	5	0	5	68	13.6	37	4	0

INDIVIDUAL GXG STATS: KICKOFF RETURNS

2021 REGULAR SEASON INDIVIDUAL GAME-BY-GAME STATS

KICKOFF RETURNS:		MICHAEL BURTON						MECOLE HARDMAN						MIKE HUGHES					
DATE	OPP.	NO.	YDS	AVG	LG	FC	TD	NO.	YDS	AVG	LG	FC	TD	NO.	YDS	AVG	LG	FC	TD
09/12	Cleveland	0	0	0.0	0	0	0	0	0	0.0	0	0	0	0	0	0.0	0	0	0
09/19	at Baltimore	1	9	9.0	9	0	0	0	3	0.0	3	0	0	1	25	25.0	25	0	0
09/26	L.A. Chargers	0	0	0.0	0	0	0	0	0	0.0	0	0	0	0	0	0.0	0	0	0
10/03	at Philadelphia	0	0	0.0	0	0	0	0	0	0.0	0	0	0	0	0	0.0	0	0	0
10/10	Buffalo	0	0	0.0	0	0	0	0	0	0.0	0	0	0	0	0	0.0	0	0	0
10/17	at Washington	0	0	0.0	0	0	0	0	0	0.0	0	0	0	0	0	0.0	0	0	0
10/24	at Tennessee	<i>INACTIVE</i>						0	0	0.0	0	0	0	0	0	0.0	0	0	0
11/01	N.Y. Giants	0	0	0.0	0	0	0	0	0	0.0	0	0	0	0	0	0.0	0	0	0
11/07	Green Bay	0	0	0.0	0	0	0	1	12	12.0	12	0	0	0	0	0.0	0	0	0
11/14	at Las Vegas	0	0	0.0	0	0	0	0	0	0.0	0	0	0	0	0	0.0	0	0	0
11/21	Dallas	0	0	0.0	0	0	0	0	0	0.0	0	0	0	0	0	0.0	0	0	0
12/05	Denver	0	0	0.0	0	0	0	0	0	0.0	0	0	0	0	0	0.0	0	0	0
12/12	Las Vegas	0	0	0.0	0	0	0	0	0	0.0	0	0	0	0	0	0.0	0	0	0
12/16	at L.A. Chargers																		
12/26	Pittsburgh																		
01/02	at Cincinnati																		
01/09	at Denver																		
TOTALS		1	9	9.0	9	0	0	1	15	15.0	12	0	0	1	25	25.0	25	0	0

KICKOFF RETURNS:		BYRON PRINGLE					
DATE	OPP.	NO.	YDS	AVG	LG	FC	TD
09/12	Cleveland	2	44	22.0	24	0	0
09/19	at Baltimore	3	46	15.3	33	0	0
09/26	L.A. Chargers	1	30	30.0	30	0	0
10/03	at Philadelphia	4	109	27.3	32	0	0
10/10	Buffalo	3	92	30.7	33	0	0
10/17	at Washington	1	23	23.0	23	0	0
10/24	at Tennessee	0	0	0.0	0	0	0
11/01	N.Y. Giants	0	0	0.0	0	0	0
11/07	Green Bay	0	0	0.0	0	0	0
11/14	at Las Vegas	2	34	17.0	20	0	0
11/21	Dallas	3	104	34.7	39	0	0
12/05	Denver	0	0	0.0	0	0	0
12/12	Las Vegas	1	24	24.0	24	0	0
12/16	at L.A. Chargers						
12/26	Pittsburgh						
01/02	at Cincinnati						
01/09	at Denver						
TOTALS		20	506	25.3	39	0	0

PLAYER PARTICIPATION

2021 REGULAR SEASON KANSAS CITY CHIEFS PLAYER PARTICIPATION

	CLE	@ BAL	LAC	@ PHI	BUF	@ WAS	@ TEN	NYG	GB	@ LV	DAL	DEN	LV	@ LA C	PIT	@ CIN	@ DEN								
PLAYERS	9/12	9/19	9/26	10/3	10/10	10/17	10/24	11/1	11/7	11/14	11/21	12/5	12/12	12/16	12/26	1/2	1/9								
																		G	P	G	S	DN	P	I	N
Nick Allegretti	P	P	P	P	P	P	P	P	P	P	P	P	P	-	-	-	-	13	0	0	0	0			
Zayne Anderson	P	PS	PS	PS	PS	PS	PS	PS	PS	PS	PS	PS	PS	-	-	-	-	1	0	0	0	0			
DeAndre Baker	*	*	P	LCB	P	P	*	*	*	*	*	P	P	-	-	-	-	6	1	0	0	7			
Blake Bell	P	P	P	P	P	*	P	P	P	TE	TE	TE	TE	-	-	-	-	12	4	0	0	1			
Austin Blythe	*	*	*	*	*	*	*	*	DNP	P	DNP	DNP	P	-	-	-	-	2	0	3	8				
Nick Bolton	LB	LB	LB	LB	LB	LB	LB	LB	LB	LB	P	P	P	-	-	-	-	13	10	0	0	0			
Dicaprio Bootle	PS	PS	PS	P	PS	PS	PS	PS	PS	PS	PS	PS	*	-	-	-	-	1	0	0	0	1			
Cortez Broughton	^	PS	PS	PS	PS	PS	PS	PS	PS	PS	PS	PS	PS	-	-	-	-	0	0	0	0	0			
Daniel Brown	^	^	^	^	^	^	^	^	*	*	NOT	NOT	NOT	-	-	-	-	0	0	0	0	2			
Orlando Brown	LT	LT	LT	LT	LT	LT	LT	LT	LT	LT	LT	LT	LT	-	-	-	-	13	13	0	0	0			
Shane Buechele	PS	PS	PS	PS	PS	PS	PS	PS	PS	PS	*	*	*	-	-	-	-	0	0	0	0	3			
Michael Burton	P	P	P	P	P	P	*	P	P	P	P	P	P	-	-	-	-	12	0	0	0	1			
Harrison Butker	P	P	P	P	P	P	P	P	P	P	P	P	P	-	-	-	-	13	0	0	0	0			
Shilique Calhoun	^	^	^	^	^	^	PS	PS	PS	PS	PS	PS	PS	-	-	-	-	0	0	0	0	0			
Frank Clark	*	RDE	*	*	RDE	RDE	RDE	RDE	RDE	RDE	RDE	RDE	RDE	-	-	-	-	10	10	0	0	3			
Tyler Clark	Active	NOT	NOT	NOT	NOT	NOT	NOT	NOT	NOT	NOT	NOT	NOT	NOT	-	-	-	-	0	0	0	0	0			
Omari Cobb	PS	NOT	NOT	NOT	NOT	NOT	NOT	NOT	NOT	NOT	NOT	NOT	NOT	-	-	-	-	0	0	0	0	0			
Mike Danna	RDE	P	RDE	RDE	LDE	LDE	P	P	LDE	P	P	P	P	-	-	-	-	13	6	0	0	0			
Gehrig Dieter	PS	PS	PS	PS	PS	PS	PS	PS	PS	PS	PS	PS	PS	-	-	-	-	0	0	0	0	0			
Laurent Duvernay-Tardif	*	*	*	*	*	*	*	DNP	NOT	NOT	NOT	NOT	NOT	-	-	-	-	0	0	1	7				
Clyde Edwards-Helaire	RB	RB	RB	RB	RB	IR	IR	IR	IR	IR	RB	RB	RB	-	-	-	-	8	8	0	0	0			
Austin Edwards	PS	PS	PS	PS	PS	PS	DNP	PS	PS	PS	PS	PS	PS	-	-	-	-	0	0	1	0				
Rashad Fenton	P	P	LCB	*	LCB	LCB	LCB	CB	P	P	RCB	*	P	-	-	-	-	11	6	0	2				
Maurice Ffrench	PS	NOT	NOT	NOT	NOT	NOT	NOT	NOT	NOT	NOT	NOT	NOT	NOT	-	-	-	-	0	0	0	0	0			
Jody Fortson	P	P	P	P	P	P	IR	IR	IR	IR	IR	IR	IR	-	-	-	-	6	0	0	0	0			
Daurice Fountain	*	*	*	*	*	PS	PS	PS	PS	PS	P	PS	PS	-	-	-	-	1	0	0	5				
Willie Gay	IR	IR	IR	IR	P	LB	LB	LB	LB	LB	LB	LB	LB	-	-	-	-	9	8	0	0	0			
Josh Gordon	^	^	^	PS	P	P	WR	P	WR	WR	WR	WR	WR	-	-	-	-	9	6	0	0	0			
Derrick Gore	PS	PS	PS	PS	PS	P	P	P	P	*	P	P	P	-	-	-	-	7	0	0	1				
Noah Gray	P	P	P	P	*	P	P	P	P	P	P	P	P	-	-	-	-	12	0	0	0	1			
Nakia Griffin-Stewart	^	^	^	^	^	^	^	PS	NOT	NOT	PS	PS	PS	-	-	-	-	0	0	0	0	0			
Mecole Hardman	WR	WR	WR	P	WR	P	WR	WR	WR	P	P	P	P	-	-	-	-	13	7	0	0	0			
Darius Harris	P	P	P	P	Active	PS	P	P	PS	PS	PS	PS	PS	-	-	-	-	6	0	0	0	0			
Demone Harris	PS	PS	PS	PS	P	P	PS	^	^	^	^	^	^	-	-	-	-	2	0	0	0	0			
Chad Henne	DNP	DNP	DNP	DNP	DNP	DNP	P	DNP	DNP	P	DNP	DNP	P	-	-	-	-	3	0	10	0				
Malik Herring	R/NFI	R/NFI	R/NFI	R/NFI	R/NFI	R/NFI	R/NFI	R/NFI	R/NFI	R/NFI	R/NFI	R/NFI	R/NFI	-	-	-	-	0	0	0	0	0			
Tyreek Hill	WR	WR	WR	WR	WR	WR	WR	WR	WR	WR	WR	WR	WR	-	-	-	-	13	13	0	0	0			
Anthony Hitchens	LB	LB	LB	LB	LB	LB	*	*	LB	LB	LB	LB	LB	-	-	-	-	11	11	0	0	2			
Mike Hughes	P	P	P	CB	P	P	P	P	P	P	P	RCB	RCB	-	-	-	-	13	3	0	0	0			
Creed Humphrey	C	C	C	C	C	C	C	C	C	C	C	C	C	-	-	-	-	13	13	0	0	0			
Melvin Ingram III	^	^	^	^	^	^	^	^	P	P	P	LDE	LDE	-	-	-	-	5	2	0	0	0			
Josh Jackson	^	^	^	^	^	^	^	PS	PS	PS	PS	PS	P	-	-	-	-	1	0	0	0	0			
Chris Jones	LDE	LDE	LDE	LDE	*	*	LDE	LDE	LDT	LDT	LDE	LDT	RDT	-	-	-	-	11	11	0	0	2			
Joshua Kaindoh	P	*	P	P	IR	IR	IR	IR	IR	IR	IR	IR	IR	-	-	-	-	3	0	0	0	1			
Travis Kelce	TE	TE	TE	TE	TE	TE	TE	TE	TE	TE	TE	TE	TE	-	-	-	-	13	13	0	0	0			
Marcus Kemp	P	P	P	P	P	P	P	P	P	P	Active	P	P	-	-	-	-	12	0	0	0	0			
Devon Key	PS	PS	PS	PS	PS	PS	PS	PS	PS	PS	PS	PS	PS	-	-	-	-	0	0	0	0	0			
Chris Lammons	P	P	P	P	P	P	P	P	P	P	P	P	IR	-	-	-	-	12	0	0	0	0			
Kyle Long	R/PUP	PS	R/PUP	R/PUP	R/PUP	R/PUP	R/PUP	R/PUP	R/PUP	R/PUP	R/PUP	R/PUP	*	-	-	-	-	0	0	0	2				
Patrick Mahomes	QB	QB	QB	QB	QB	QB	QB	QB	QB	QB	QB	QB	QB	-	-	-	-	13	13	0	0	0			
Tyrann Mathieu	*	S	S	S	S	S	S	S	S	S	S	S	S	-	-	-	-	12	12	0	0	1			
Elijah McGuire	IR	IR	IR	IR	IR	PS	PS	PS	PS	PS	PS	PS	PS	-	-	-	-	0	0	0	0	0			
Jerick McKinnon	P	P	P	P	P	P	P	P	P	P	P	IR	IR	-	-	-	-	11	0	0	0	0			
Lucas Niang	RT	RT	RT	RT	RT	P	P	RT	RT	*	*	*	P	-	-	-	-	10	7	0	0	3			
Ben Niemann	LB	LB	LB	P	LB	P	LB	P	P	P	P	P	P	-	-	-	-	13	5	0	0	0			
Derrick Nnadi	P	RDT	RDT	RDT	RDT	RDT	RDT	RDT	P	LDE	RDT	P	P	-	-	-	-	13	9	0	0	0			
Dorian O'Daniel	P	P	P	P	P	P	P	P	P	P	P	P	P	-	-	-	-	13	0	0	0	0			
Alex Okafor	P	P	P	P	P	P	P	P	P	P	P	P	P	-	-	-	-	13	0	0	0	0			
Cornell Powell	PS	PS	PS	PS	PS	PS	PS	PS	PS	PS	PS	PS	PS	-	-	-	-	0	0	0	0	0			
Byron Pringle	P	P	P	WR	P	WR	P	P	P	P	P	P	P	-	-	-	-	13	2	0	0	0			
Jarran Reed	LDT	LDT	LDT	LDT	LDT	LDT	LDT	LDT	RDT	RDT	LDT	RDT	LDT	-	-	-	-	13	13	0	0	0			
Mike Remmers	P	DNP	DNP	P	DNP	RT	RT	*	*	IR	IR	IR	IR	-	-	-	-	4	2	3	2				
Demarcus Robinson	WR	WR	WR	WR	WR	WR	P	WR	P	P	P	P	P	-	-	-	-	13	7	0	0	0			
Christian Rozeboom	^	PS	PS	PS	PS	PS	P	PS	NOT	NOT	NOT	NOT	NOT	-	-	-	-	1	0	0	0	0			
Khalen Saunders	P	P	P	P	P	P	P	*	*	DNP	*	IR	IR	-	-	-	-	7	0	1	3				
Trey Smith	RG	RG	RG	RG	RG	RG	RG	RG	RG	RG	RG	RG	RG	-	-	-	-	13	13	0	0	0			
L'Jarius Sneed	RCB	RCB	RCB	RCB	RCB	RCB	RCB	RCB	RCB	RCB	CB	CB	*	-	-	-	-	12	12	0	0	1			
Daniel Sorensen	S	S	S	S	S	P	P	P	P	P	P	P	S	-	-	-	-	13	6	0	0	0			
Elijah Sullivan	^	PS	PS	PS	PS	PS	PS	PS	PS	PS	PS	PS	PS	-	-	-	-	0	0	0	0	0			
Juan Thornhill	S	P	P	P	P	S	S	S	S	S	S	S	S	-	-	-	-	13	9	0	0	0			
Joe Thuney	LG	LG	LG	LG	LG	LG	LG	LG	LG	LG	LG	LG	LG	-	-	-	-	13	13	0	0	0			
Tommy Townsend	P	P	P	P	P	P	P	P	P	P	P	P	P	-	-	-	-	13	0	0	0	0			
Prince Tega Wanogho	PS	PS	PS	PS	PS	*	*	*	*	P	DNP	DNP	*	-	-	-	-	1	0	2	5				
Charvarius Ward	LCB	LCB	*	*	*	*	P	LCB	LCB	LCB	LCB	LCB	LCB	-	-	-	-	9	8	0	4				
Armani Watts	P	P	P	P	P	P	P	P	P	P	P	P	P	-	-	-	-	13	0	0	0	0			
Tershawn Wharton	RDT	P	P	P	P	P	P	P	P	P	P	P	P	-	-	-	-	13	1	0	0	0			
Chad Williams	IR	IR	IR	IR	IR	IR	IR	IR	IR	IR	IR	IR	IR	-	-	-	-	0	0	0	0	0			
Darrel Williams	P	P	P	P	P	RB	RB	RB	RB	RB	P	P	P	-	-	-	-	13	5	0	0	0			
Darryl Williams	PS	PS	PS	PS	PS	PS	NOT	NOT	NOT	PS	PS	PS	PS	-	-	-	-	0	0	0	0	0			
James Winchester	P	P	P	P	P	P	P	P	P	P	P	P	P	-	-	-	-	13	0	0	0	0			
Andrew Wylie	DNP	DNP	DNP	DNP	P	P	P	P	P	RG	RG	RT	RG	-	-	-	-	9	4	4	0	0			

LEGEND:

PLAYER PARTICIPATION

Starters indicated by position (Bold), P=Played, *=Inactive, DNP=Did Not Play, PS=Practice Squad, NOT=Not on Roster, IR=Reserve/Injured, R/NFIN=Reserve/Non-Football Injury, R/PUP=Reserve/Physically-Unable-To-Perform, ^=With Other Team

GAME-BY-GAME CAPTAINS

2021 REGULAR SEASON - CAPTAINS

DATE	OPPONENT	OFFENSE	DEFENSE	SPECIAL TEAMS
9/12	Cleveland	Patrick Mahomes	Chris Jones	Harrison Butker
9/19	at Baltimore	Tyreek Hill	Anthony Hitchens	James Winchester
9/26	L.A. Chargers	Travis Kelce	Daniel Sorensen	Jerick McKinnon
10/3	at Philadelphia	Joe Thuney	Mike Danna	Armani Watts
10/10	Buffalo	Clyde Edwards-Helaire	Daniel Sorensen	L'Jarius Sneed
10/17	at Washington	Darrel Williams	Rashad Fenton	Michael Burton
10/24	at Tennessee	Mike Remmers	Jarran Reed	Marcus Kemp
11/1	N.Y. Giants	Byron Pringle	Frank Clark	Dorian O'Daniel
11/7	Green Bay	Orlando Brown	Willie Gay	Tommy Townsend
11/14	at Las Vegas	Patrick Mahomes	Tyrann Mathieu	Harrison Butker
11/21	Dallas	Travis Kelce	Anthony Hitchens	Armani Watts
12/5	Denver	Tyreek Hill	Tyrann Mathieu	James Winchester
12/12	Las Vegas	Orlando Brown	Juan Thornhill	Daniel Sorensen
12/16	at L.A. Chargers	--	--	--
12/26	Pittsburgh	--	--	--
1/2	at Cincinnati	--	--	--
1/9	at Denver	--	--	--

GAME-BY-GAME INACTIVES

2021 REGULAR SEASON INACTIVES			
DATE	OPPONENT	PLAYERS	
9/12	Cleveland	DeAndre Baker Austin Blythe Frank Clark Laurent Duvernay-Tardif	Daurice Fountain Tyrann Mathieu
9/19	at Baltimore	DeAndre Baker Austin Blythe Laurent Duvernay-Tardif	Daurice Fountain Joshua Kaindoh
9/26	L.A. Chargers	Austin Blythe Frank Clark Laurent Duvernay-Tardif	Daurice Fountain Charvarius Ward
10/3	at Philadelphia	Austin Blythe Frank Clark Laurent Duvernay-Tardif Rashad Fenton	Daurice Fountain Charvarius Ward
10/10	Buffalo	Austin Blythe Laurent Duvernay-Tardif Daurice Fountain Noah Gray	Chris Jones Charvarius Ward
10/17	at Washington	Blake Bell Austin Blythe Laurent Duvernay-Tardif Chris Jones	Prince Tega Wanogho Charvarius Ward
10/24	at Tennessee	DeAndre Baker Austin Blythe Michael Burton Laurent Duvernay-Tardif	Anthony Hitchens Prince Tega Wanogho
11/1	N.Y. Giants	DeAndre Baker Austin Blythe Anthony Hitchens Mike Remmers	Khalen Saunders Prince Tega Wanogho
11/7	Green Bay	DeAndre Baker Daniel Brown Mike Remmers	Khalen Saunders Prince Tega Wanogho
11/14	at Las Vegas	DeAndre Baker Daniel Brown	Lucas Niang
11/21	Dallas	DeAndre Baker Shane Buechele Derrick Gore	Lucas Niang Khalen Saunders
12/5	Denver	Shane Buechele Rashad Fenton Kyle Long	Lucas Niang
12/12	Las Vegas	Dicaprio Bootle Shane Buechele Kyle Long	L'Jarius Sneed Prince Tega Wanogho
12/16	at L.A. Chargers	--	--
12/26	Pittsburgh	--	--
01/02	at Cincinnati	--	--
01/09	at Denver	--	--

TURNOVER CHART

2021 REGULAR SEASON - DEFENSIVE TAKEAWAYS

DATE	OPPONENT	TAKEAWAY	QTR.	SCORE	YD-LINE	RESULT
09/12	Cleveland	B. Niemann FR (J. Thornhill FF)	3	17-22	KC-47	FG
		M. Hughes INT (B. Mayfield)	4	33-29	KC-42	EOG
09/19	at Baltimore	T. Mathieu INT (L. Jackson)	1	7-0	BLT-34	TD
		T. Mathieu INT (L. Jackson)	1	14-1	KC-(-2)	Punt
09/26	L.A. Chargers	None				
10/03	at Philadelphia	None				
10/10	Buffalo	None				
10/17	at Washington	L. Sneed FR (M. Danna FF)	2	10-6	WAS-34	Fumble
		T. Wharton INT (T. Heinicke)	4	31-13	WAS-24	Downs
10/24	at Tennessee	W. Gay INT (R. Tannehill)	3	3-27	KC-19	Missed FG
11/01	N.Y. Giants	W. Gay INT (D. Jones)	1	0-0	NYG-26	TD
11/07	Green Bay	L. Sneed INT (J. Love)	4	13-0	KC-5	Punt
11/14	at Las Vegas	T. Mathieu FR (R. Fenton FF)	3	24-14	KC-13	FG
		D. Sorensen INT (D. Carr)	3	27-14	KC-44	TD
11/21	Dallas	C. Jones FR (F. Clark FF)	1	6-0	DAL-20	FG
		C. Ward INT (D. Prescott: touchback)	2	16-3	KC-(-4)	End of Half
		L. Sneed INT (D. Prescott)	4	19-9	KC-5	EOG
12/05	Denver	J. Thornhill INT (T. Bridgewater)	3	13-3	KC-35	Punt
		D. Sorensen INT (T. Bridgewater)	4	22-3	KC-25	TD
12/12	Las Vegas	M. Hughes FR (J. Reed FF)	1	7-0	LV-23	TD
		T. Mathieu INT (D. Carr)	2	21-0	LV-45	TD
		T. Mathieu FR (M. Hughes FF)	2	28-0	KC-38	TD
		A. Watts FR (A. Okafor FF)	4	41-9	KC-49	TD
		J. Thornhill FR (M. Hughes FF)	4	48-9	KC-11	EOG
12/16	at L.A. Chargers	--	--	--	--	--
12/26	Pittsburgh	--	--	--	--	--
01/02	at Cincinnati	--	--	--	--	--
01/09	at Denver	--	--	--	--	--

2021 REGULAR SEASON - OFFENSIVE GIVEAWAYS

DATE	OPPONENT	TAKEAWAY	QTR.	SCORE	YD-LINE	RESULT
09/12	Cleveland	None				
09/19	at Baltimore	P. Mahomes INT (T. Young)	3	35-18	BLT-44	TD
		C. Edwards-Helaire fumble (O. Oweh FF; O. Oweh FR)	4	35-30	BLT-34	EOG
09/26	L.A. Chargers	P. Mahomes INT (A. Samuel Jr.)	1	0-0	LAC-3	Punt
		T. Hill fumble (T. Campbell FF; M. Davis FR)	1	0-0	LAC-14	TD
		C. Edwards-Helaire fumble (T. Campbell FF; M. Davis FR)	2	0-6	LAC-33	TD
		Davis FR)	4	24-24	LAC-41	TD
		P. Mahomes INT (A. Gilman)				
10/03	at Philadelphia	P. Mahomes INT (E. Wilson)	3	21-13	PHI-44	FG
10/10	Buffalo	P. Mahomes INT (M. Hyde)	3	13-31	KC-26	TD
		P. Mahomes INT (G. Rousseau)	3	13-31	BUF-14	Punt
		P. Mahomes fumble (T. White FR)	4	20-38	BUF-35	EOG
10/17	at Washington	P. Mahomes INT (K. Fuller)	2	7-3	WAS-6	Punt
		M. Hardman fumble (C. Holcomb FF; K. Curl FR)	2	10-6	WAS-33	TD
		P. Mahomes INT (B. McCain)	2	10-13	WAS-16	End of Half
10/24	at Tennessee	P. Mahomes INT (R. Evans)	2	0-17	KC-46	TD
		P. Mahomes fumble (K. Byard FF; M. Farley FR)	2	0-24	TEN-48	FG
		M. Hardman fumble (M. Farley FF; R. Evans FR)	4	3-27	TEN-4	EOG
11/01	N.Y. Giants	P. Mahomes INT (J. Love: touchback)	1	0-0	NYG-(-1)	INT
		T. Kelce fumble (L. Ryan FF; J. Bradberry FR)	3	14-10	NYG-30	TD
11/07	Green Bay	None				
11/14	at Las Vegas	None				
11/21	Dallas	P. Mahomes fumble (M. Parsons FF; T. Basham FR)	2	16-3	KC-42	INT
		P. Mahomes INT (J. Kearsse)	3	16-3	DAL-30	FG
12/05	Denver	P. Mahomes INT (P. Surtain II)	3	10-3	DEN-21	Punt
12/12	Las Vegas	None				
12/16	at L.A. Chargers	--	--	--	--	--
12/26	Pittsburgh	--	--	--	--	--
01/02	at Cincinnati	--	--	--	--	--
01/09	at Denver	--	--	--	--	--

2021 REGULAR SEASON - SPECIAL TEAMS/MISC TAKEAWAYS

DATE	OPPONENT	TAKEAWAY	QTR.	SCORE	YD-LINE	RESULT
11/07	Green Bay	C. Lammons FR (M. Taylor fumble: touchback)	2	7-0	GB-10	FG
12/05	Denver	B. Pringle FR (D. Spencer fumble)	4	13-3	DEN-16	FG

2021 REGULAR SEASON - SPECIAL TEAMS/MISC GIVEAWAYS

DATE	OPPONENT	TAKEAWAY	QTR.	SCORE	YD-LINE	RESULT
10/10	Buffalo	B. Pringle fumble (S. Neal FF; A. Smith FR)	1	3-7	KC-34	Punt
11/14	at Las Vegas	M. Hughes fumble (A. Cole FF; F. Moreau FR)	1	7-0	KC-9	TD

2021 REGULAR SEASON - TURNOVERS

Offense: 21 Giveaways 63 Points (8 TD, 3 FG)	Ratio 0 (23 takes, 23 gives)
Defense: 21 Takeaways 64 Points (8 TD, 3 FG)	
Special Teams: 2 Giveaways 7 Points (1 TD, 0 FG)	Points Off Turnovers Ratio 0 (70 scored, 70 allowed)
2 Takeaways 6 Points (0 TD, 2 FG)	

INSIDE THE 20

DATE	OPPONENT	OFFENSE	DEFENSE
09/12	Cleveland	FG - 28 yards TD - Run TD - Pass FG - 43 yards TD - Pass	TD - Run TD - Run TD - Run TD - Run
09/19	at Baltimore	TD - Run	TD - Run TD - Run TD - Run TD - Run
09/26	L.A. Chargers	FG - 34 yards TD - Pass TD - Pass TD - Pass	TD - Pass TD - Pass TD - Pass FG - 24 yards TD - Pass
10/03	at Philadelphia	TD - Pass TD - Pass TD - Pass TD - Run TD - Pass	FG - 29 yards TD - Pass FG - 25 yards FG - 31 yards TD - Run TD - Pass
10/10	Buffalo	FG - 38 yards TD - Pass Interception TD - Pass Fumble	TD - Run FG - 30 yards TD - Pass
10/17	at Washington	TD - Run Interception TD - Pass TD - Run	NONE
10/24	at Tennessee	FG - 42 yards Downs Fumble	TD - Pass FG - 34 yards TD - Run Interception
11/01	N.Y. Giants	Interception TD - Pass TD - Run FG - 36 yards FG - 34 yards End of Game	TD - Pass FG - 23 yards TD - Pass
11/07	Green Bay	TD - Pass FG - 24 yards	Blocked FG
11/14	at Las Vegas	TD - Pass TD - Pass TD - Pass FG - 35 yards	TD - Pass Downs
11/21	Dallas	TD - Run FG - 37 yards TD - Run	FG - 33 yards FG - 30 yards
12/05	Denver	TD - Run FG - 26 yards	FG - 42 yards Downs TD - Pass
12/12	Las Vegas	TD - Run TD - Pass TD - Run FG - 37 yards	FG - 26 yards TD - Pass
12/16	at L.A. Chargers	--	--
12/26	Pittsburgh	--	--
01/02	at Cincinnati	--	--
01/09	at Denver	--	--

INSIDE THE 20

OFFENSE DEFENSE

Inside the 20	48	39
Scores	41	35
Touchdowns	29	24
Field Goals	12	11
Total Points in 20	237	197
Fumbles	2	0
Interceptions	3	1
Missed Field Goals	0	1
Lost on Downs	1	2
End of Half/Game	1	0
TDs Outside	10	7
Red-Zone Percentage	60.4	61.5

GOAL TO GO SITUATIONS

DATE	OPPONENT	OFFENSE	DEFENSE
09/12	Cleveland	TD - Run	TD - Run TD - Run
09/19	at Baltimore	TD - Run	Fumble TD - Run TD - Run TD - Run
09/26	L.A. Chargers	TD - Pass TD - Pass TD - Pass	TD - Pass Field Goal - 24 yards TD - Pass
10/03	at Philadelphia	TD - Pass TD - Pass TD - Pass TD - Run	TD - Pass Field Goal - 25 yards TD - Run
10/10	Buffalo	TD - Pass Interception TD - Pass	TD - Run
10/17	at Washington	TD - Run Interception TD - Pass TD - Run	NONE
10/24	at Tennessee	NONE	TD - Pass TD - Run
11/01	N.Y. Giants	Interception TD - Pass TD - Run Field Goal - 34 yards	TD - Pass
11/07	Green Bay	TD - Pass Field Goal - 24 yards	NONE
11/14	at Las Vegas	TD - Pass TD - Pass TD - Pass	TD - Pass Lost on Downs
11/21	Dallas	TD - Run TD - Run	NONE
12/05	Denver	TD - Run	NONE
12/12	Las Vegas	TD - Run TD - Pass TD - Run	TD - Pass
12/16	at L.A. Chargers	--	--
12/26	Pittsburgh	--	--
01/02	at Cincinnati	--	--
01/09	at Denver	--	--

OFFENSE DEFENSE

Goal-To-Go Situations	31	19
Scores	28	17
Touchdowns	26	15
Field Goals	2	2
Total Points	187	108
Fumbles	0	1
Interceptions	3	0
Missed Field Goals	0	0
Lost on Downs	0	1
End of Half/Game	0	0
Goal-to-Go Percentage	83.9	80.0

BIG PASS PLAYS (20+ YARDS)

2021 REGULAR SEASON - BIG PASS PLAYS (20+ YARDS)

DATE	OPPONENT	QTR	CHIEFS PLAYER	YDS.	DOWN	RESULT	QTR	OPP. PLAYER	YDS.	DOWN	RESULT
09/12	CLE	1	Patrick Mahomes -> Tyreek Hill	24	1-10-CLE 42	Field Goal	1	Baker Mayfield -> Anthony Schwartz	44	1-10-CLE 25	Touchdown
		2	Patrick Mahomes -> Tyreek Hill	22	3-4-CLE 44	Touchdown	2	Baker Mayfield -> David Njoku	43	1-10-CLE 21	End Half
		2	Patrick Mahomes -> Tyreek Hill	28	2-1-KC 27	Punt	2	Baker Mayfield -> Jarvis Landry:32 ->	45	4-31-CLE 43	End Half
		4	Patrick Mahomes -> Tyreek Hill	75T	1-10-KC 25	Touchdown	4	Kareem Hunt:2 Baker Mayfield -> David Njoku	30	2-4-KC 47	Touchdown
09/19	at BAL	1	Patrick Mahomes -> Demarcus Robinson	33T	1-10-BAL 33	Touchdown	2	Lamar Jackson -> Marquise Brown	20	2-7-KC 48	Touchdown
		2	Patrick Mahomes -> Blake Bell	20	1-10-BAL 40	Touchdown	3	Lamar Jackson -> Marquise Brown	27	1-10-BAL 25	Touchdown
		3	Patrick Mahomes -> Byron Pringle	40T	2-4-BAL 40	Touchdown	3	Lamar Jackson -> Mark Andrews	20	2-24-BAL 38	Touchdown
		4	Patrick Mahomes -> Travis Kelce Patrick Mahomes -> Byron Pringle	23 23	2-10-BAL 46 1-10-KC 25	Touchdown Fumble	3	Lamar Jackson -> Marquise Brown	42T	3-4-KC 42	Touchdown
09/26	LAC	2	Patrick Mahomes -> Travis Kelce	28	1-10-KC 34	Field Goal	2	Justin Herbert -> Mike Williams	20	2-5-KC 48	Touchdown
		3	Patrick Mahomes -> Travis Kelce	23	3-10-KC 40	Touchdown	3	Justin Herbert -> Jared Cook	21	3-1-LAC 34	Touchdown
10/03	at PHI	1	Patrick Mahomes -> Tyreek Hill	36	1-10-PHI 37	Touchdown	1	Jalen Hurts -> DeVonta Smith	22	1-10-PHI 39	Field Goal
		2	Patrick Mahomes -> Tyreek Hill	32	1-20-PHI 42	Touchdown	1	Jalen Hurts -> Dallas Goedert	21	1-10-KC 39	Field Goal
		3	Patrick Mahomes -> Tyreek Hill	44T	3-6-PHI 44	Touchdown	2	Jalen Hurts -> DeVonta Smith	37	1-10-PHI 11	End Half
		4					3	Jalen Hurts -> DeVonta Smith	21	1-15-PHI 46	Field Goal
10/10	BUF	2	Patrick Mahomes -> Mecole Hardman	26	2-10-KC 40	Field Goal	1	Josh Allen -> Dawson Knox	23	1-10-KC 45	Touchdown
						2	Josh Allen -> Zack Moss	24	1-10-BUF 41	Touchdown	
						2	Josh Allen -> Emmanuel Sanders	35T	1-10-KC 35	Touchdown	
						2	Josh Allen -> Stefon Diggs	61	3-8-BUF 28	Field Goal	
10/17	at WAS	1	Patrick Mahomes -> Travis Kelce	20	1-10-KC 18	Touchdown	2	Taylor Heinicke -> Ricky Seals-Jones	39T	2-3-KC 39	Touchdown
		1	Patrick Mahomes -> Jody Fortson	27	1-10-WAS 29	Touchdown					
		1	Patrick Mahomes -> Mecole Hardman	49	3-4-KC 31	Interception					
		2	Patrick Mahomes -> Byron Pringle	27	1-10-KC 8	Interception					
10/24	at TEN	3	Patrick Mahomes -> Byron Pringle	23	2-11-TEN 48	Field Goal	1	Ryan Tannehill -> A.J. Brown	46	1-10-TEN 14	Touchdown
		3	Patrick Mahomes -> Travis Kelce	24	2-10-KC 36	Missed FG	2	Ryan Tannehill -> A.J. Brown	24T	3-7-KC 24	Touchdown
		4	Patrick Mahomes -> Byron Pringle	25	4-8-TEN 42	Downs	2	Ryan Tannehill -> MyCole Pruitt	22	2-8-TEN 48	Field Goal
							2	Ryan Tannehill -> Julio Jones	20	2-9-KC 27	Touchdown
11/01	NYG	4	Patrick Mahomes -> Mecole Hardman	24	1-10-NYG 33	Field Goal	1	Daniel Jones -> John Ross III	50	3-11-NYG 14	Touchdown
						2	Daniel Jones -> Devontae Booker	41	1-10-NYG 33	Field Goal	
						3	Daniel Jones -> John Ross III	22	1-10-NYG 18	Punt	
						2	Jordan Love -> AJ Dillon	21	1-10-GB 2	Punt	
11/07	GB	2	Patrick Mahomes -> Travis Kelce	25	2-10-KC 38	Field Goal	2	Jordan Love -> Randall Cobb	35	1-10-GB 22	Downs
		4	Patrick Mahomes -> Travis Kelce	22	2-11-KC 19	End Game	4	Jordan Love -> Allen Lazard	20T	4-5-KC 20	Touchdown
						1	Derek Carr -> Bryan Edwards	27	1-10-50	Touchdown	
						3	Derek Carr -> Zay Jones	22	2-5-LV 41	Touchdown	
11/14	at LV	1	Patrick Mahomes -> Darrel Williams	22	1-10-KC 39	Touchdown	3	Derek Carr -> Bryan Edwards	37T	1-10-KC 37	Touchdown
		2	Patrick Mahomes -> Mecole Hardman	27	1-10-LV 39	Touchdown	3	Derek Carr -> Bryan Edwards	24	2-9-LV 19	Fumble
		3	Patrick Mahomes -> Tyreek Hill	32	3-2-LV 49	Field Goal	3	Derek Carr -> DeSean Jackson	38	1-10-LV 43	Fumble
		4	Patrick Mahomes -> Darrel Williams	38T	3-11-LV 38	Touchdown					
11/21	DAL	1	Patrick Mahomes -> Byron Pringle	37	1-10-KC 49	Touchdown					
		2	Patrick Mahomes -> Tyreek Hill	23	2-10-KC 8	Punt					
		3	Patrick Mahomes -> Travis Kelce	24	1-10-KC 35	Interception					
		3	Patrick Mahomes -> Travis Kelce	22	1-10-KC 24	Field Goal					
12/05	DEN	1	Patrick Mahomes -> Clyde Edwards-Helaire	29	2-6-KC 25	Field Goal	1	Teddy Bridgewater -> Jerry Jeudy	36	1-10-DEN 25	Field Goal
		3	Patrick Mahomes -> Darrel Williams	38	2-16-KC 32	Field Goal	2	Teddy Bridgewater -> Javonte Williams	34	2-10-DEN 45	End Half
12/12	LV	1	Patrick Mahomes -> Mecole Hardman	44	2-4-KC 26	Touchdown					
		1	Patrick Mahomes -> Darrel Williams	23T	3-3-LV 23	Touchdown					
		2	Patrick Mahomes -> Byron Pringle	28	2-3-LV 33	Touchdown					
		3	Patrick Mahomes -> Tyreek Hill	38	3-16-KC 17	Field Goal					
12/16	at LAC	--	--	--	--	--	--	--	--	--	--
12/26	PIT	--	--	--	--	--	--	--	--	--	--
01/02	at CIN	--	--	--	--	--	--	--	--	--	--
01/09	at DEN	--	--	--	--	--	--	--	--	--	--
TOTALS			43 - 1,288 (30.0), 9 TDS					41 - 1,295 (31.6), 8 TDS			

ADVANCES CHART

2021 REGULAR SEASON CHIEFS ADVANCES

DATE	OPPONENT	RUSHES	COMPLETIONS	ADVANCES	OUTCOME
09/12	Cleveland	23	27	50	W 33-29
09/19	at Baltimore	18	24	42	L 36-35
09/26	L.A. Chargers	30	27	57	L 30-24
10/03	at Philadelphia	32	24	56	W 42-30
10/10	Buffalo	23	33	56	L 38-20
10/17	at Washington	28	32	60	W 31-13
10/24	at Tennessee	13	31	44	L 27-3
11/01	N.Y. Giants	27	29	56	W 20-17
11/07	Green Bay	25	20	45	W 13-7
11/14	at Las Vegas	25	36	61	W 41-14
11/21	Dallas	26	23	49	W 19-9
12/05	Denver	24	15	39	W 22-9
12/12	Las Vegas	30	20	50	W 48-9
12/16	at L.A. Chargers	--	--	--	--
12/26	Pittsburgh	--	--	--	--
01/02	at Cincinnati	--	--	--	--
01/09	at Denver	--	--	--	--
TOTALS		324	341	665	

2021 REGULAR SEASON OPPONENT ADVANCES

DATE	OPPONENT	RUSHES	COMPLETIONS	ADVANCES	OUTCOME
09/12	Cleveland	26	21	47	W 33-29
09/19	at Baltimore	41	18	59	L 36-35
09/26	L.A. Chargers	22	26	48	L 30-24
10/03	at Philadelphia	19	32	51	W 42-30
10/10	Buffalo	28	15	43	L 38-20
10/17	at Washington	19	24	43	W 31-13
10/24	at Tennessee	35	22	57	L 27-3
11/01	N.Y. Giants	20	23	43	W 20-17
11/07	Green Bay	25	19	44	W 13-7
11/14	at Las Vegas	14	25	39	W 41-14
11/21	Dallas	16	28	44	W 19-9
12/05	Denver	31	22	53	W 22-9
12/12	Las Vegas	12	33	45	W 48-9
12/16	at L.A. Chargers	--	--	--	--
12/26	Pittsburgh	--	--	--	--
01/02	at Cincinnati	--	--	--	--
01/09	at Denver	--	--	--	--
TOTALS		308	308	616	

CHIEFS RECORD WHEN:

Having 45 or more advances	8 - 2
Having 50 or more advances	6 - 2
Having less than 45 advances	1 - 2
Having less than 50 advances	3 - 2
Allowing 45 or more advances	4 - 3
Allowing 50 or more advances	2 - 2
Allowing less than 45 advances	5 - 1
Allowing less than 50 advances	7 - 2

NOTE: Advances equal to all rushing attempts plus completions.

SCORING DRIVES

CHIEFS 2021 REGULAR SEASON SCORING DRIVES

DATE	OPPONENT	ACQUIRED	DRIVE				FIRST		SCORING PLAY	KC	OPP
			START	PLAYS	YARDS	Q	TIME	DOWNS			
09/12	Cleveland	Kickoff	KC 19	10	71	Q1	6:02	4	H. Butker: 28-yard FG	3	8
		Kickoff	KC 25	12	75	Q2	6:58	5	P. Mahomes: 5-yard run	10	15
		Kickoff	KC 25	14	75	Q3	7:33	6	T. Kelce: 11-yard pass from P. Mahomes	17	22
		Fumble	KC 47	10	28	Q3	5:24	2	H. Butker: 43-yard FG	20	22
		Kickoff	KC 25	1	75	Q4	0:14	1	T. Hill: 75-yard pass from P. Mahomes	27	29
09/19	at Baltimore	Downs	CLE 15	3	15	Q4	1:32	1	T. Kelce: 8-yard pass from P. Mahomes	33	29
09/19	at Baltimore	Kickoff	KC 8	8	92	Q1	4:31	4	D. Robinson: 33-yard pass from P. Mahomes	14	1
		Kickoff	KC 33	7	67	Q2	2:30	5	D. Williams: 2-yard run	21	8
		Kickoff	KC 26	5	74	Q3	3:07	4	B. Pringle: 40-yard pass from P. Mahomes	28	11
		Kickoff	KC 25	6	75	Q3	2:40	3	T. Kelce: 46-yard pass from P. Mahomes	35	18
09/26	L.A. Chargers	Punt	KC 14	11	70	Q2	2:14	3	H. Butker: 34-yard FG	3	14
		Kickoff	KC 25	12	75	Q3	5:45	7	J. Fortson: 2-yard pass from P. Mahomes	10	14
		Punt	KC 30	10	70	Q3	4:09	5	C. Edwards-Helaire: 10-yard pass from P. Mahomes	17	14
		Kickoff	KC 28	12	72	Q4	6:56	6	Mahomes M. Hardman: 8-yard pass from P. Mahomes	24	21
10/03	at Philadelphia	Kickoff	KC 23	8	77	Q1	3:36	5	C. Edwards-Helaire: 1-yard pass from P. Mahomes	7	3
		Kickoff	KC 17	12	83	Q1	7:32	6	Mahomes	14	10
		Kickoff	KC 25	8	75	Q2	2:39	5	Q2: T. Hill: 6-yard pass from P. Mahomes	21	13
		Kickoff	KC 25	11	75	Q3	6:16	7	J. Fortson: 2-yard pass from P. Mahomes	28	16
		Kickoff	KC 25	11	75	Q4	5:58	5	D. Williams: 1-yard run	35	23
		Downs	KC 35	6	65	Q4	1:56	2	T. Hill: 12-yard pass from P. Mahomes T. Hill: 44-yard pass from P. Mahomes	42	23
10/10	Buffalo	Kickoff	KC 25	17	56	Q1	6:29	5	H. Butker: 38-yard FG	3	0
		Punt	KC 20	12	80	Q1	7:55	7	Q2: B. Pringle: 5-yard pass from P. Mahomes	10	7
		Kickoff	KC 25	8	39	Q2	1:14	2	H. Butker: 54-yard FG	13	24
		Punt	KC 48	7	52	Q3	2:32	4	Q4: T. Kelce: 1-yard pass from P. Mahomes	20	31
10/17	at Washington	Punt	KC 5	10	95	Q1	4:50	6	D. Williams: 2-yard run	7	0
		Punt	WAS 41	4	7	Q2	1:06	0	H. Butker: 52-yard FG	10	3
		Missed FG	KC 32	10	68	Q3	4:18	5	T. Hill: 2-yard pass from P. Mahomes	17	13
		Punt	WAS 45	8	45	Q3	3:36	5	Q4: D. Williams: 3-yard run	24	13
		Punt	KC 4	15	96	Q4	7:18	5	D. Robinson: 24-yard pass from P. Mahomes	31	13
10/24	at Tennessee	Kickoff	KC 25	10	51	Q3	4:00	3	H. Butker: 42-yard FG	3	27
11/01	N.Y. Giants	Interception	NYG 13	4	13	Q1	1:25	2	T. Hill: 6-yard pass from P. Mahomes	7	0
		Punt	KC 32	11	68	Q2	5:46	6	D. Gore: 3-yard run	14	7
		Kickoff	KC 25	14	57	Q4	6:00	5	H. Butker: 36-yard FG	17	17
		Punt	KC 29	9	55	Q4	3:34	3	H. Butker: 34-yard FG	20	17
11/07	Green Bay	Punt	KC 36	15	64	Q1	7:55	6	T. Kelce: 1-yard pass from P. Mahomes	7	0
		Muffed Punt	GB 10	4	4	Q2	0:50	0	H. Butker: 24-yard FG	10	0
		Downs	KC 38	5	25	Q2	0:26	1	H. Butker: 55-yard FG	13	0
11/14	at Las Vegas	Punt	KC 11	11	89	Q1	5:45	6	T. Hill: 8-yard pass from P. Mahomes	7	0
		Kickoff	KC 25	9	53	Q2	4:33	3	H. Butker: 40-yard FG	10	7
		Punt	KC 42	10	58	Q2	4:19	4	T. Hill: 1-yard pass from P. Mahomes	17	7
		Kickoff	KC 18	13	82	Q3	4:59	6	N. Gray: 1-yard pass from P. Mahomes	24	14
		Fumble	KC 27	8	56	Q3	4:37	2	H. Butker: 35-yard FG	27	14
		Interception	KC 44	7	56	Q3	1:59	2	Q4: D. Williams: 38-yard pass from P. Mahomes	34	14
Punt	KC 20	7	80	Q4	4:09	3	Mahomes B. Pringle: 22-yard pass from P. Mahomes	41	14		
11/21	Dallas	Punt	KC 14	9	86	Q1	3:47	6	T. Kelce: 4-yard run	6	0
		Fumble	DAL 22	4	3	Q1	0:58	0	H. Butker: 37-yard FG	9	0
		Kickoff	KC 35	8	65	Q1	3:42	4	Q2: C. Edwards-Helaire: 1-yard run	16	3
		Punt	KC 24	7	41	Q3	3:13	3	H. Butker: 53-yard FG	19	6
12/05	Denver	Punt	KC 28	12	72	Q1	6:03	6	P. Mahomes: 10-yard run	7	0
		Punt	KC 21	9	42	Q1	3:30	2	H. Butker: 56-yard FG	10	0
		Punt	KC 24	7	50	Q3	3:23	2	H. Butker: 45-yard FG	13	3
		Muffed Punt	DEN 16	4	8	Q4	1:34	0	H. Butker: 26-yard FG	16	3
12/12	Las Vegas	Punt	KC 20	5	80	Q1	2:18	2	D. Williams: 23-yard pass from P. Mahomes	14	0
		Punt	KC 20	7	80	Q1	4:22	4	Q2: C. Edwards-Helaire: 5-yard run	21	0
		Interception	LV 39	9	39	Q2	5:02	4	J. Gordon: 1-yard pass from P. Mahomes	28	0
		Fumble	KC 38	7	62	Q2	3:18	4	C. Edwards-Helaire: 6-yard run	35	0
		Kickoff	KC 23	10	41	Q3	6:35	2	H. Butker: 54-yard FG	38	3
		Kickoff	KC 25	14	56	Q3	8:37	4	Q4: H. Butker: 37-yard FG	41	9
		Fumble	KC 49	1	51	Q4	0:09	1	D. Gore: 51-yard run	48	9
12/16	at L.A. Chargers	--	--	--	--	--	--	--	--	--	
12/26	Pittsburgh	--	--	--	--	--	--	--	--	--	
01/02	at Cincinnati	--	--	--	--	--	--	--	--	--	
01/09	at Denver	--	--	--	--	--	--	--	--	--	
AVG				8.8	59.5		4:07	3.7			
TOTALS				518	3,509		243:38	221			

OPPONENTS SCORING DRIVES

CHIEFS OPPONENTS 2021 REGULAR SEASON SCORING DRIVES

DATE	OPPONENT	ACQUIRED	DRIVE				FIRST		SCORING PLAY	KC	OPP
			START	PLAYS	YARDS	Q	TIME	DOWNS			
09/12	Cleveland	Kickoff	CLE 25	13	75	Q1	7:07	5	N. Chubb: 4-yard run	0	8
		Kickoff	CLE 25	6	75	Q1	3:23	3	Q2: J. Landry: 5-yard run	3	15
		Kickoff	CLE 19	6	81	Q2	3:35	5	N. Chubb: 18-yard run	10	22
		Kickoff	CLE 25	9	75	Q3	5:08	5	Q4: K. Hunt: 2-yard run	20	29
09/19	at Baltimore	Kickoff	BAL 25	6	75	Q1	3:34	5	D. Duvernay: 2-yard run	7	1
		Punt	BAL 28	9	72	Q2	5:31	5	L. Murray: 5-yard run	14	8
		Kickoff	BAL 25	7	50	Q2	0:48	3	J. Tucker: 43-yard FG	21	11
		Kickoff	BAL 25	4	75	Q3	2:23	2	M. Brown: 42-yard pass from L. Jackson	28	18
		Interception	BAL 44	5	56	Q3	2:48	4	Q4: L. Jackson: 2-yard run	35	24
		Punt	BAL 32	14	68	Q4	8:02	7	L. Jackson: 1-yard run	35	30
09/26	L.A. Chargers	Fumble	LAC 49	9	51	Q1	3:51	4	Q2: K. Allen: 4-yard pass from J. Herbert	0	6
		Fumble	LAC 47	6	53	Q2	3:19	3	A. Ekeler: 16-yard pass from J. Herbert	0	14
		Kickoff	LAC 25	11	75	Q3	4:56	4	Q4: M. Williams: 20-yard pass from J. Herbert	17	21
		Kickoff	LAC 25	10	69	Q4	4:29	4	T. Vizcaino: 24-yard FG	24	24
		Interception	LAC 41	8	59	Q4	1:10	4	M. Williams: 4-yard pass from J. Herbert	24	30
10/03	at Philadelphia	Kickoff	PHI 25	8	64	Q1	3:22	3	J. Elliott: 29-yard FG	0	3
		Kickoff	PHI 16	12	84	Q1	6:05	7	D. Goedert: 3-yard pass from J. Hurts	7	10
		Kickoff	PHI 25	13	68	Q2	5:50	5	J. Elliott: 25-yard FG	14	13
		Interception	KC 49	10	36	Q3	5:02	3	J. Elliott: 31-yard FG	21	16
		Kickoff	PHI 44	7	56	Q3	3:09	4	Q4: K. Gainwell: 7-yard run	28	23
		Kickoff	PHI 25	10	75	Q4	2:26	4	G. Ward: 15-yard pass from J. Hurts	42	30
10/10	Buffalo	Kickoff	BUF 25	8	75	Q1	3:55	4	J. Allen: 9-yard run	3	7
		Kickoff	BUF 25	5	75	Q2	2:15	3	E. Sanders: 35-yard pass from J. Allen	10	14
		Punt	BUF 26	7	62	Q2	2:33	1	T. Bass: 30-yard FG	10	17
		Downs	BUF 32	2	68	Q2	0:34	2	D. Knox: 53-yard pass from J. Allen	10	24
		Kickoff	BUF 15	12	85	Q4	7:51	7	E. Sanders: 8-yard pass from J. Allen	20	38
10/17	at Washington	Kickoff	WAS 25	12	43	Q1	5:39	3	D. Hopkins: 50-yard FG	7	3
		Kickoff	WAS 26	9	50	Q2	4:26	3	D. Hopkins: 43-yard FG	10	6
		Fumble	WAS 33	8	67	Q2	3:32	3	R. Seals-Jones: 39-yard pass from T. Heinicke	10	13
10/24	at Tennessee	Kickoff	TEN 25	8	75	Q1	4:10	5	M. Pruitt: 5-yard pass from D. Henry	0	7
		Punt	TEN 3	9	97	Q1	5:34	4	A. Brown: 24-yard pass from R. Tannehill	0	14
		Punt	TEN 24	12	60	Q2	6:39	4	R. Bullock: 34-yard FG	0	17
		Interception	KC 46	8	46	Q2	5:08	4	R. Tannehill: 2-yard run	0	24
		Fumble	TEN 49	8	18	Q2	1:45	2	R. Bullock: 51-yard FG	0	27
11/01	N.Y. Giants	Punt	NYG 15	9	85	Q1	4:02	4	Q2: K. Rudolph: 1-yard pass from D. Jones	7	7
		Kickoff	NYG 9	8	86	Q2	3:52	4	G. Gano: 23-yard FG	14	10
		Fumble	NYG 43	8	57	Q3	3:34	5	Q4: E. Ingram: 5-yard pass from D. Jones	14	17
11/07	Green Bay	Punt	GB 47	10	53	Q4	2:57	3	A. Lazard: 20-yard pass from J. Love	13	7
11/14	at Las Vegas	Fumble	50 yard line	5	50	Q1	2:33	3	Q2: H. Renfrow: 6-yard pass from D. Carr	7	7
		Kickoff	LV 25	5	75	Q3	2:52	3	B. Edwards: 37-yard pass from D. Carr	17	14
11/21	Dallas	Kickoff	DAL 25	10	60	Q1	5:05	3	G. Zuerlein: 33-yard FG	9	3
		Interception	KC 36	7	24	Q3	2:02	1	G. Zuerlein: 30-yard FG	16	6
		Kickoff	DAL 25	9	45	Q3	4:44	4	Q4: G. Zuerlein: 48-yard FG	19	9
12/05	Denver	Kickoff	DEN 25	10	51	Q1	3:48	3	Q2: B. McManus: 42-yard FG	10	3
		Kickoff	DEN 25	11	75	Q4	4:30	5	J. Williams: 13-yard pass from T. Bridgewater	22	9
12/12	Las Vegas	Kickoff	LV 25	14	68	Q2	1:40	5	D. Carlson: 26-yard FG	35	3
		Kickoff	LV 31	10	69	Q3	4:56	5	H. Renfrow: 4-yard pass from D. Carr	38	9
12/16	at L.A. Chargers	--	--	--	--	--	--	--	--	--	
12/26	Pittsburgh	--	--	--	--	--	--	--	--	--	
01/02	at Cincinnati	--	--	--	--	--	--	--	--	--	
01/09	at Denver	--	--	--	--	--	--	--	--	--	
AVG				8.7	64.1		3:58	3.9			
TOTALS				407	3,011		186:34	182			

THE LAST TIME

2021 Regular Season
(As of December 13, 2021)

PASSING

500 YARDS PASSING

KC	11/5/2000	@ Oakland	504 yards	Elvis Grbac
Opp	12/6/1990	@ Houston Oilers	527 yards	Warren Moon

40+ PASS ATTEMPTS

KC	11/14/2021	@ Las Vegas	50 att.	Patrick Mahomes
Opp	12/12/2021	vs. Las Vegas	45 att.	Derek Carr

50+ PASS ATTEMPTS

KC	11/14/2021	@ Las Vegas	50 att.	Patrick Mahomes
Opp	11/18/2019	@ L.A. Chargers	52 att.	Philip Rivers

400 YARDS PASSING

KC	11/14/2021	@ Las Vegas	406 yards	Patrick Mahomes
Opp	11/19/2018	@ L.A. Rams	413 yards	Jared Goff

300 YARDS PASSING

KC	11/14/2021	@ Las Vegas	406 yards	Patrick Mahomes
Opp	10/10/2021	vs. Buffalo	315 yards	Josh Allen

SIX TOUCHDOWN PASSES

KC	11/19/2018	@ L.A. Rams	6 tds	Patrick Mahomes: (25, 21, 8, 4, 73, 10)
Opp				* Never Has Happened *

SEVEN TOUCHDOWN PASSES

KC				* Never Has Happened *
Opp				* Never Has Happened *

FIVE TOUCHDOWN PASSES

KC	11/14/2021	@ Las Vegas	5 tds	Patrick Mahomes: (8, 1, 1, 38, 22)
Opp	10/8/2017	@ Houston	5 tds	Deshaun Watson: (6, 9, 48, 34, 1)

FOUR TOUCHDOWN PASSES

KC	11/14/2021	@ Las Vegas	5 tds	Patrick Mahomes: (8, 1, 1, 38, 22)
Opp	9/26/2021	vs. L.A. Chargers	4 tds	Justin Herbert: (4, 16, 20, 4)

THREE TOUCHDOWN PASSES

KC	11/14/2021	@ Las Vegas	5 tds	Patrick Mahomes: (8, 1, 1, 38, 22)
Opp	10/10/2021	vs. Buffalo	3 tds	Josh Allen: (35, 53, 8)

SEVEN+ INTERCEPTIONS THROWN

KC				* Never Has Happened *
Opp				* Never Has Happened *

SIX INTERCEPTIONS THROWN

KC				* Never Has Happened *
Opp	9/25/2016	vs. N.Y. Jets	6 ints	Ryan Fitzpatrick

FIVE INTERCEPTIONS THROWN

KC				* Never Has Happened *
Opp				* Never Has Happened *

FOUR INTERCEPTIONS THROWN

KC	12/13/2009	vs. Buffalo	4 ints	Matt Cassel
Opp	11/18/2019	@ L.A. Chargers	4 ints	Philip Rivers

THREE INTERCEPTIONS THROWN

KC	12/13/2020	@ Miami	3 ints	Patrick Mahomes
Opp	11/18/2019	@ L.A. Chargers	4 ints	Philip Rivers

TWO INTERCEPTIONS THROWN

KC	10/17/2021	@ Washington	2 ints	Patrick Mahomes
Opp	12/5/2021	vs. Denver	2 ints	Teddy Bridgewater

RUSHING

300 YARDS RUSHING

KC				* Never Has Happened *
Opp				* Never Has Happened *

200 YARDS RUSHING

KC	12/23/2012	vs. Indianapolis	226 yards	Jamaal Charles
Opp	12/20/2009	vs. Cleveland	286 yards	Jerome Harrison

150-199 YARDS RUSHING

THE LAST TIME

KC	10/19/2020	@ Buffalo	161 yards	Clyde Edwards-Helaire	
Opp	11/10/2019	@ Tennessee	188 yards	Derrick Henry	
100 YARDS RUSHING					
KC	10/3/2021	@ Philadelphia	102 yards	Clyde Edwards-Helaire	
Opp	12/5/2021	vs. Denver	102 yards	Javonte Williams	
100-149 YARDS RUSHING					
KC	10/3/2021	@ Philadelphia	102 yards	Clyde Edwards-Helaire	
Opp	12/5/2021	vs. Denver	102 yards	Javonte Williams	
FIVE TOUCHDOWNS RUSHING					
KC	* Never Has Happened *				
Opp	12/7/2003	@ Denver	5 tds	Clinton Portis: (11, 1, 59, 28, 53)	
FOUR TOUCHDOWNS RUSHING					
KC	10/24/2004	vs. Atlanta	4 tds 4 tds	Priest Holmes: (15, 2, 2, 1) Derrick Blaylock: (7, 1, 3, 2)	
Opp	12/7/2003	@ Denver	5 tds	Clinton Portis: (11, 1, 59, 28, 53)	
THREE TOUCHDOWNS RUSHING					
KC	9/28/2015	@ Green Bay	3 tds	Jamaal Charles: (9, 4, 7)	
Opp	9/22/2019	vs. Baltimore	3 tds	Mark Ingram II: (2, 19, 1)	
TWO TOUCHDOWNS RUSHING					
KC	12/12/2021	vs. Las Vegas	2 tds	Clyde Edwards-Helaire: (5, 6)	
Opp	9/19/2021	@ Baltimore	2 tds	Lamar Jackson: (2, 1)	
TWO PLAYERS WITH TWO TD RUSHING					
KC	10/24/2004	vs. Atlanta		Derrick Blaylock: (7, 1, 3, 2) Priest Holmes: (15, 2, 2, 1)	
Opp	* Never Has Happened *				
150 YARDS RUSHING					
KC	10/19/2020	@ Buffalo	161 yards	Clyde Edwards-Helaire	
Opp	11/10/2019	@ Tennessee	188 yards	Derrick Henry	
30+ RUSHING ATTEMPTS					
KC	9/21/2014	@ Miami	32 att.	Knile Davis	
Opp	10/15/2017	vs. Pittsburgh	32 att.	Le'Veon Bell	
50-74 YARD RUSHING					
KC	12/12/2021	vs. Las Vegas	66 yards	Derrick Gore	
Opp	11/21/2021	vs. Dallas	50 yards	Tony Pollard	
75+ YARD RUSHING					
KC	10/3/2021	@ Philadelphia	102 yards	Clyde Edwards-Helaire	
Opp	12/5/2021	vs. Denver	102 yards	Javonte Williams	
30-39 RUSHING ATTEMPTS					
KC	9/21/2014	@ Miami	32 att.	Knile Davis	
Opp	10/15/2017	vs. Pittsburgh	32 att.	Le'Veon Bell	
40+ RUSHING ATTEMPTS					
KC	* Never Has Happened *				
Opp	* Never Has Happened *				
400 YARDS RUSHING (TEAM)					
KC	* Never Has Happened *				
Opp	* Never Has Happened *				
300 YARDS RUSHING (TEAM)					
KC	12/23/2012	vs. Indianapolis	352 yards		Indianapolis 20, Kansas City 13
Opp	12/20/2009	vs. Cleveland	351 yards		Cleveland 41, Kansas City 34
200 YARDS RUSHING (TEAM)					
KC	10/3/2021	@ Philadelphia	200 yards		Kansas City 42, Philadelphia 30
Opp	9/19/2021	@ Baltimore	251 yards		Baltimore 36, Kansas City 35
200-299 YARDS RUSHING (TEAM)					
KC	10/3/2021	@ Philadelphia	200 yards		Kansas City 42, Philadelphia 30
Opp	9/19/2021	@ Baltimore	251 yards		Baltimore 36, Kansas City 35
200+ YARDS RUSHING (TEAM)					
KC	10/3/2021	@ Philadelphia	200 yards		Kansas City 42, Philadelphia 30

THE LAST TIME

Opp	9/19/2021	@ Baltimore	251 yards		Baltimore 36, Kansas City 35
300+ YARDS RUSHING (TEAM)					
KC	12/23/2012	vs. Indianapolis	352 yards		Indianapolis 20, Kansas City 13
Opp	12/20/2009	vs. Cleveland	351 yards		Cleveland 41, Kansas City 34
RECEIVING					
TWO 100-YARD RECEIVERS					
KC	11/14/2021	@ Las Vegas	119 yards 101 yards	Travis Kelce Darrel Williams	
Opp	9/16/2018	@ Pittsburgh	138 yards 121 yards	Jesse James Juju Smith-Schuster	
200 YARDS RECEIVING					
KC	9/17/1990	@ Denver	206 yards	Stephon Paige	
Opp	10/19/2017	@ Oakland	210 yards	Amari Cooper	
100 YARDS RECEIVING					
KC	11/14/2021	@ Las Vegas	119 yards 101 yards	Travis Kelce Darrel Williams	
Opp	12/12/2021	vs. Las Vegas	117 yards	Hunter Renfrow	
FOUR TOUCHDOWN RECEPTIONS					
KC	12/15/2013	@ Oakland	4 tds	Jamaal Charles: (49, 39, 16, 71)	
Opp	12/1/2013	vs. Denver	4 tds	Eric Decker: (41, 37, 15, 1)	
FIVE TOUCHDOWN RECEPTIONS					
KC				* Never Has Happened *	
Opp				* Never Has Happened *	
THREE TOUCHDOWN RECEPTIONS					
KC	10/3/2021	@ Philadelphia	3 tds	Tyreek Hill: (6, 12, 44)	
Opp	10/8/2017	@ Houston	3 tds	DeAndre Hopkins: (6, 34, 1)	
TWO TOUCHDOWN RECEPTIONS					
KC	11/14/2021	@ Las Vegas	2 tds	Tyreek Hill: (8, 1)	
Opp	10/10/2021	vs. Buffalo	2 tds	Emmanuel Sanders: (35, 8)	
TWO PLAYERS WITH TWO TD RECEPTIONS					
KC	11/19/2018	@ L.A. Rams		Tyreek Hill: (25, 73) Chris Conley: (8, 10)	
Opp	10/8/2017	@ Houston		DeAndre Hopkins: (6, 34, 1) Will Fuller V: (9, 48)	
150 YARDS RECEIVING					
KC	10/3/2021	@ Philadelphia	186 yards	Tyreek Hill	
Opp	10/27/2019	vs. Green Bay	159 yards	Aaron Jones	
10 OR MORE RECEPTIONS					
KC	11/1/2021	vs. N.Y. Giants	12	Tyreek Hill	
Opp	12/12/2021	vs. Las Vegas	13	Hunter Renfrow	
100-149 YARDS RECEIVING					
KC	11/14/2021	@ Las Vegas	119 yards 101 yards	Travis Kelce Darrel Williams	
Opp	12/12/2021	vs. Las Vegas	117 yards	Hunter Renfrow	
150-199 YARDS RECEIVING					
KC	10/3/2021	@ Philadelphia	186 yards	Tyreek Hill	
Opp	10/27/2019	vs. Green Bay	159 yards	Aaron Jones	
200-299 YARDS RECEIVING					
KC	11/29/2020	@ Tampa Bay	269 yards	Tyreek Hill	
Opp	10/19/2017	@ Oakland	210 yards	Amari Cooper	
300+ YARDS RECEIVING					
KC				* Never Has Happened *	
Opp				* Never Has Happened *	
COMBINED YARDS					
100-YARD RUSHER AND 300-YARD PASSER					
KC	10/1/2018	@ Denver	121 yards 304 yards	Kareem Hunt Patrick Mahomes	

THE LAST TIME

Opp	10/14/2018	@ New England	106 yards 340 yards	Sony Michel Tom Brady	
100-YARD RECEIVER AND 300-YARD PASSER					
KC	11/14/2021	@ Las Vegas	119/101 yards 406 yards	Travis Kelce/Darrel Williams Patrick Mahomes	
Opp	10/10/2021	vs. Buffalo	117 yards 315 yards	Dawson Knox Josh Allen	
100-YARD RUSHER AND 100-YARD RECEIVER					
KC	10/3/2021	@ Philadelphia	102 yards 186 yards	Clyde Edwards-Helaire Tyreek Hill	
Opp	9/19/2021	@ Baltimore	107 yards 113 yards	Lamar Jackson Marquise Brown	
100-YARD RUSHER, 300-YARD PASSER, 100-YARD RECEIVER					
KC	9/7/2017	@ New England	148 yards 368 yards 133 yards	Kareem Hunt Alex Smith Tyreek Hill	
Opp	12/1/2013	vs. Denver	117 yards 403 yards 174 yards	Montee Ball Peyton Manning Eric Decker	
100-YARD RUSHER/TWO 100-YARD RECEIVERS					
KC	12/3/2006	@ Cleveland	110 yards 105/117 yards	Larry Johnson Tony Gonzalez/Eddie Kennison	
Opp	12/1/2013	vs. Denver	117 yards 174/106 yards	Montee Ball Eric Decker/Demaryius Thomas	
TWO 100-YARD RECEIVERS/300-YARD PASSER					
KC	11/14/2021	@ Las Vegas	119/101 yards 406 yards	Travis Kelce/Darrel Williams Patrick Mahomes	
Opp	9/16/2018	@ Pittsburgh	138/121 yards 452 yards	Jesse James/Juju Smith-Schuster Ben Roethlisberger	
DEFENSE					
INTERCEPTED PASS RETURNED FOR A TOUCHDOWN					
KC	12/5/2021	vs. Denver	75 yards	Daniel Sorensen	(9:56) (Shotgun) 5-T.Bridgewater pass short middle intended for 81-T.Patrick INTERCEPTED by 49-D.Sorensen (56-B.Niemann) at KC 25. 49-D.Sorensen for 75 yards, TOUCHDOWN.
Opp	10/10/2021	vs. Buffalo	26 yards	Micah Hyde	(7:20) (Shotgun) 15-P.Mahomes pass short left intended for 10-T.Hill INTERCEPTED by 23-M.Hyde at KC 26. 23-M.Hyde for 26 yards, TOUCHDOWN.
FUMBLE RETURNED FOR A TOUCHDOWN					
KC	12/12/2021	vs. Las Vegas	23 yards	Mike Hughes	(14:52) 28-J.Jacobs left end to LV 22 for -3 yards (90-J.Reed). FUMBLES (90-J.Reed), RECOVERED by KC-21-M.Hughes at LV 23. 21-M.Hughes for 23 yards, TOUCHDOWN.
Opp	9/19/2021	@ Baltimore	2 yards	Devin Duvernay	(10:42) (Shotgun) 34-T.Williams left end to KC 1 for 9 yards (21-M.Hughes; 49-D.Sorensen). FUMBLES (21-M.Hughes), recovered by BLT-13-D.Duvernay at KC 2. 13-D.Duvernay for 2 yards, TOUCHDOWN.
SAFETY SCORED					
KC	12/13/2020	@ Miami		Chris Jones	(6:58) (Shotgun) 1-T.Tagovailoa sacked in End Zone for -6 yards, SAFETY (95-C.Jones).
Opp	1/3/2021	vs. L.A. Chargers		Isaac Rochell	(1:48) (Shotgun) 4-C.Henne sacked in End Zone for -1 yards, SAFETY (98-I.Rochell).
SHUTOUT					
KC	10/23/2011	@ Oakland	Kansas City 28, Las Vegas 0		
Opp	12/16/2012	@ Oakland	Las Vegas 15, Kansas City 0		
FIVE+ SACK GAME					
KC	9/6/1998	vs. Oakland	6.0 sk	Derrick Thomas	
Opp	* Never Has Happened *				
FOUR SACK GAME					
KC	12/28/2014	vs. San Diego	4.0 sk	Justin Houston	
Opp	11/9/2003	vs. Cleveland	4.0 sk	Andra Davis	
THREE SACK GAME					
KC	11/21/2021	vs. Dallas	3.5 sk	Chris Jones	
Opp	9/24/2017	@ L.A. Chargers	3.0 sk	Melvin Ingram III	
TWO SACK GAME					
KC	11/21/2021	vs. Dallas	3.5 sk	Chris Jones	

THE LAST TIME

Opp	11/21/2021	vs. Dallas	2.0 sk	Micah Parsons	
FOUR OR MORE INTERCEPTION GAME					
KC	9/29/1985	vs. Seattle	4 ints	Derron Cherry	
Opp	10/7/2001	@ Denver	4 int	Deltha O'Neal	
TWO INTERCEPTIONS BY TEAMMATES					
KC				* Never Has Happened *	
Opp				* Never Has Happened *	
THREE INTERCEPTION GAME					
KC	11/27/2005	vs. New England	3 int	Greg Wesley	
Opp	10/1/1989	@ Cincinatti	3 ints	David Fulcher	
TWO INTERCEPTION GAME					
KC	9/19/2021	@ Baltimore	2 int	Tyrann Mathieu	
Opp	9/7/2014	vs. Tennessee	2 int	Jason McCourty	
70+ YARD INTERCEPTION RETURN					
KC	12/5/2021	vs. Denver	75t yards	Daniel Sorensen	
Opp	1/1/2017	@ San Diego	90t yards	Jahleel Addae	
TWO INTERCEPTIONS					
KC	9/19/2021	@ Baltimore	2 ints	Tyrann Mathieu	
Opp	9/7/2014	vs. Tennessee	2 ints	Jason McCourty	
THREE INTERCEPTIONS					
KC	11/27/2005	vs. New England	3 ints	Greg Wesley	
Opp				* Never Has Happened *	
FOUR INTERCEPTIONS					
KC				* Never Has Happened *	
Opp	10/7/2001	@ Denver	4 ints	Deltha O'Neal	
LESS THAN 25 RUSHING YARDS					
KC	12/16/2012	@ Oakland	10 yards		Las Vegas 15, Kansas City 0
Opp	11/28/2010	@ Seattle	20 yards		Kansas City 42, Seattle 24
LESS THAN 50 RUSHING YARDS					
KC	11/8/2020	vs. Carolina	36 yards		Kansas City 33, Carolina 31
Opp	12/12/2021	vs. Las Vegas	44 yards		Kansas City 48, Las Vegas 9
LESS THAN 100 RUSHING YARDS					
KC	12/12/2021	vs. Las Vegas	44 yards		Kansas City 48, Las Vegas 9
Opp	12/5/2021	vs. Denver	89 yards		Kansas City 22, Denver 9
LESS THAN 50 NET PASSING YARDS					
KC	12/30/2012	@ Denver	26 yards		Denver 38, Kansas City 3
Opp	9/20/1998	vs. San Diego	-19 yards		Kansas City 23, L.A. Chargers 7
LESS THAN 100 NET PASSING YARDS					
KC	12/30/2012	@ Denver	26 yards		Denver 38, Kansas City 3
Opp	9/28/2020	@ Baltimore	70 yards		Kansas City 34, Baltimore 20
LESS THAN 150 NET PASSING YARDS					
KC	11/1/2020	vs. N.Y. Jets	128 yards		Kansas City 35, N.Y. Jets 9
Opp	9/24/2017	@ L.A. Chargers	122 yards		Kansas City 24, L.A. Chargers 10
LESS THAN 150 YARDS NET OFFENSE					
KC	12/1/2002	vs. Arizona	122 yards		Kansas City 49, Arizona 0
Opp	12/30/2012	@ Denver	119 yards		Denver 38, Kansas City 3
LESS THAN 200 YARDS NET OFFENSE					
KC	9/8/2013	@ Jacksonville	178 yards		Kansas City 28, Jacksonville 2
Opp	11/30/2014	vs. Denver	151 yards		Denver 29, Kansas City 16
LESS THAN 300 YARDS NET OFFENSE					
KC	12/12/2021	vs. Las Vegas	290 yards		Kansas City 48, Las Vegas 9
Opp	12/5/2021	vs. Denver	267 yards		Kansas City 22, Denver 9
FORCED FOUR TURNOVERS					
KC	10/10/2021	vs. Buffalo	4 to		Buffalo 38, Kansas City 20
Opp	10/25/2020	@ Denver	4 to		Kansas City 43, Denver 16
FORCED FIVE+ TURNOVERS					
KC	11/19/2018	@ L.A. Rams	5 to		L.A. Rams 54, Kansas City 51
Opp	12/12/2021	vs. Las Vegas	5 to		Kansas City 48, Las Vegas 9
AT LEAST ONE TURNOVER					
KC	12/5/2021	vs. Denver	1 to		Kansas City 22, Denver 9
Opp	12/12/2021	vs. Las Vegas	5 to		Kansas City 48, Las Vegas 9
FORCED THREE+ TURNOVERS					
KC	12/12/2021	vs. Las Vegas	5 to		Kansas City 48, Las Vegas 9
Opp	10/24/2021	@ Tennessee	3 to		Tennessee 27, Kansas City 3
SPECIAL TEAMS					

THE LAST TIME

KICKOFF RETURNED FOR A TOUCHDOWN					
KC	10/25/2020	@ Denver	102 yards	Byron Pringle	8-B.McManus kicks 67 yards from DEN 35 to KC -2. 13-B.Pringle for 102 yards, TOUCHDOWN.
Opp	9/28/2020	@ Baltimore	93 yards	Devin Duvernay	7-H.Butker kicks 58 yards from KC 35 to BLT 7. 13-D.Duvernay for 93 yards, TOUCHDOWN.
PUNT RETURNED FOR A TOUCHDOWN					
KC	12/13/2020	@ Miami	67 yards	Mecole Hardman	(13:04) 2-M.Haack punts 37 yards to KC 33, Center-50-B.Ferguson. 17-M.Hardman for 67 yards, TOUCHDOWN.
Opp	12/9/2012	@ Cleveland	93 yards	Travis Benjamin	(15:00) (Punt formation) 2-D.Colquitt punts 41 yards to CLV 7, Center-43-T.Gafford, 80-T.Benjamin for 93 yards, TOUCHDOWN. Longest Punt Return in Cleveland Franchise History
BLOCKED FIELD GOAL RETURNED FOR A TOUCHDOWN					
KC	12/6/1987	@ Cincinnati	28 yards	Kevin Ross	
Opp	11/28/2010	@ Seattle		Craig Terrill	(5:08) 6-R.Succop 43 yard field goal is BLOCKED (93-C.Terrill), Center-43-T.Gafford, Holder-2-D.Colquitt, ball out of bounds at SEA 47. Penalty on KC-6-R.Succop, Illegal Touch Kick, declined. Play Challenged by KC and REVERSED. 6-R.Succop 43 yard field goal is BLOCKED (93-C.Terrill), Center-43-T.Gafford, Holder-2-D.Colquitt, recovered by KC-2-D.Colquitt at SEA 38. 2-D.Colquitt to SEA 38 for no gain (31-K.Chancellor). Challenge was whether FG att. passed line of scrim
BLOCKED PUNT RETURNED FOR A TOUCHDOWN					
KC	9/13/2009	@ Baltimore		Jon McGraw	(10:09) (Punt formation) 4-S.Koch punt is BLOCKED by 47-J.McGraw, Center-70-M.Katula, RECOVERED by KC-47-J.McGraw at BLT 0. TOUCHDOWN.
Opp	11/28/2010	@ Seattle		Kennard Cox	(:39) 2-D.Colquitt punt is BLOCKED by 39-K.Cox, Center-43-T.Gafford, RECOVERED by SEA-29-E.Thomas at KC 10. 29-E.Thomas for 10 yards, TOUCHDOWN.
MADE FIELD GOAL OF 50 YARDS OR LONGER					
KC	12/12/2021	vs. Las Vegas	54 yards	Harrison Butker	(8:30) 7-H.Butker 54 yard field goal is GOOD, Center-41-J.Winchester, Holder-5-T.Townsend.
Opp	10/24/2021	@ Tennessee	51 yards	Randy Bullock	(:08) 14-R.Bullock 51 yard field goal is GOOD, Center-46-M.Cox, Holder-6-B.Kern.
BLOCKED FIELD GOAL					
KC	11/10/2019	@ Tennessee	52 yards	Harrison Butker	(:03) (Field Goal formation) 7-H.Butker 52 yard field goal is BLOCKED (46-J.Kalu), Center-41-J.Winchester, Holder-2-D.Colquitt, RECOVERED by TEN-36-L.Sims at KC 47. 36-L.Sims to KC 33 for 14 yards (42-A.Sherman).
Opp	11/7/2021	vs. Green Bay	37 yards	Mason Crosby	(10:48) 2-M.Crosby 37 yard field goal is BLOCKED (97-A.Okafor), Center-46-S.Wirtel, Holder-7-C.Bojorquez, RECOVERED by KC-91-D.Nnadi at KC 19.
BLOCKED PUNT					
KC	12/8/2019	@ New England		Dustin Colquitt	(5:19) 2-D.Colquitt punt is BLOCKED by 43-N.Ebner, Center-41-J.Winchester, ball out of bounds at KC 19.
Opp	11/4/2018	@ Cleveland		Britton Colquitt	(8:10) (Punt formation) 4-B.Colquitt punt is BLOCKED by 26-Dam. Williams, Center-47-C.Hughlett, ball out of bounds at CLV 21.
MISSED POINT AFTER TOUCHDOWN ATTEMPT					
KC	12/5/2021	vs. Denver		Harrison Butker	7-H.Butker extra point is No Good, Wide Left, Center-41-J.Winchester, Holder-5-T.Townsend.
Opp	12/12/2021	vs. Las Vegas		Daniel Carlson	2-D.Carlson extra point is No Good, Wide Left, Center-47-T.Sieg, Holder-6-A.Cole.
POINT AFTER TOUCHDOWN ATTEMPT BLOCKED					
KC	12/1/2019	vs. Oakland		Daniel Carlson [Tanoh Kpassagnon blocked]	8-D.Carlson extra point is Blocked (92-T.Kpassagnon), Center-47-T.Sieg, Holder-6-A.Cole. DEFENSIVE TWO-POINT ATTEMPT. 35-C.Ward recovered the blocked kick. ATTEMPT SUCCEEDS.
Opp	9/20/2020	@ L.A. Chargers		Harrison Butker [Jerry Tillery blocked]	7-H.Butker extra point is Blocked (99-J.Tillery), Center-41-J.Winchester, Holder-5-T.Townsend.

THE LAST TIME

SUCCESSFUL INSIDE KICK						
KC	10/15/2017	vs. Pittsburgh		Jehu Chesson		2-D.Colquitt kicks 48 yards from KC 20 to PIT 32. RECOVERED by KC-80-J.Chesson.
Opp	10/7/2018	vs. Jacksonville		Josh Lambo		4-J.Lambo kicks inside 13 yards from JAX 35 to JAX 48. RECOVERED by JAX-4-J.Lambo. Kansas City challenged the kick touched ruling, and the play was Upheld. The ruling on the field stands. (Timeout #2.)
FIVE FIELD GOALS						
KC	12/6/2020	vs. Denver	5 fg	Harrison Butker: (35, 24, 23, 31, 48)		
Opp	10/14/2018	@ New England	5 fg	Stephen Gostkowski: (48, 24, 39, 50, 28)		
SIX FIELD GOALS						
KC	10/4/2015	@ Cincinnati	7 fg	Cairo Santos: (22, 40, 51, 34, 40, 29, 51)		
Opp	* Never Has Happened *					
50-59 YARD FIELD GOAL						
KC	12/12/2021	vs. Las Vegas	54 yards	Harrison Butker		(9:57) 7-H.Butker 37 yard field goal is GOOD, Center-41-J.Winchester, Holder-5-T.Townsend.
Opp	10/24/2021	@ Tennessee	51 yards	Randy Bullock		(:08) 14-R.Bullock 51 yard field goal is GOOD, Center-46-M.Cox, Holder-6-B.Kern.
FOUR FIELD GOALS						
KC	12/6/2020	vs. Denver	5 fg	Harrison Butker: (35, 24, 23, 31, 48)		
Opp	10/6/2019	vs. Indianapolis	4 fg	Adam Vinatieri: (32, 32, 31, 29)		
60+ YARD FIELD GOAL						
KC	8/1/1998	@ Green Bay	62 yards	Toussaint Waterman		
Opp	8/1/1998	@ Green Bay	60 yards	Ross Verba		
THREE FIELD GOALS						
KC	12/5/2021	vs. Denver	3 fg	Harrison Butker: (56, 45, 26)		
Opp	11/21/2021	vs. Dallas	3 fg	Greg Zuerlein: (33, 30, 48)		
50-69 YARD PUNT RETURN						
KC	12/13/2020	@ Miami	67t yards	Mecole Hardman		
Opp	12/9/2018	vs. Baltimore	55 yards	Cyrus Jones		
70-89 YARD PUNT RETURN						
KC	10/8/2017	@ Houston	82t yards	Tyreek Hill		
Opp	9/16/2012	@ Buffalo	88t yards	Leodis McKelvin		
60-69 YARD PUNT						
KC	11/21/2021	vs. Dallas	68 yds	Tommy Townsend		
Opp	12/12/2021	vs. Las Vegas	60 yds	AJ Cole		
90+ YARD PUNT RETURN						
KC	9/9/2018	@ L.A. Chargers	91t yards	Tyreek Hill		
Opp	12/9/2012	@ Cleveland	93t yards	Travis Benjamin		
70+ YARD PUNT						
KC	12/31/2017	@ Denver	77 yds	Dustin Colquitt		
Opp	9/23/2012	@ New Orleans	70 yds	Thomas Morstead		
50-69 YARD KICKOFF RETURN						
KC	12/23/2018	@ Seattle	61 yards	Tremon Smith		
Opp	10/16/2016	@ Oakland	50 yards	Jalen Richard		
PUNTED 10+ TIMES						
KC	9/8/2013	@ Jacksonville	10 punts	Dustin Colquitt		
Opp	12/14/2014	vs. Oakland	11 punts	Marquette King		
70-89 YARD KICKOFF RETURN						
KC	11/27/2016	@ Denver	86t yards	Tyreek Hill		
Opp	1/3/2016	vs. Oakland	70 yards	Taiwan Jones		
90+ YARD KICKOFF RETURN						
KC	10/25/2020	@ Denver	102t yards	Byron Pringle		
Opp	9/28/2020	@ Baltimore	93t yards	Devin Duvernay		
TEAM/MISCELLANEOUS						
500 TOTAL YARDS OF OFFENSE						
KC	11/14/2021	@ Las Vegas	516 yards			Kansas City 516, Las Vegas 299
Opp	10/14/2018	@ New England	500 yards			New England 500, Kansas City 446

THE LAST TIME

400 TOTAL YARDS OF OFFENSE					
KC	11/14/2021	@ Las Vegas	516 yards		Kansas City 516, Las Vegas 299
Opp	12/5/2021	vs. Denver	404 yards		Denver 404, Kansas City 267
TOUCHDOWN ON OFFENSE, DEFENSE AND SPECIAL TEAMS					
KC	10/25/2020	@ Denver	ST: (3:02) (Shotgun) C.Henne left end for 1 yard, TOUCHDOWN. ST: (11:21) (Shotgun) P.Mahomes pass short right to T.Hill for 10 yards, TOUCHDOWN. ST: (9:15) (Shotgun) C.Edwards-Helaire left guard for 11 yards, TOUCHDOWN. DEF: (9:28) (Shotgun) D.Lock pass short right intended for N.Fant INTERCEPTED by D.Sorensen [A.Hitchens] at 50. D.Sorensen for 50 yards, TOUCHDOWN. OFF: B.McManus kicks 67 yards from DEN 35 to KC -2. B.Pringle for 102 yards, TOUCHDOWN.		
Opp	* Never Has Happened *				
MADE TWO-POINT CONVERSION					
KC	12/20/2020	@ New Orleans		Patrick Mahomes	TWO-POINT CONVERSION ATTEMPT. 15-P.Mahomes pass to 87-T.Kelce is complete. ATTEMPT SUCCEEDS.
Opp	9/26/2021	vs. L.A. Chargers		Justin Herbert	(Pass formation) TWO-POINT CONVERSION ATTEMPT. 10-J.Herbert pass to 81-M.Williams is complete. ATTEMPT SUCCEEDS.
FAILED TWO-POINT CONVERSION					
KC	9/12/2021	vs. Cleveland		Patrick Mahomes	TWO-POINT CONVERSION ATTEMPT. 15-P.Mahomes pass to 25-C.Edwards-Helaire is incomplete. ATTEMPT FAILS. Penalty on KC-52-C.Humphrey, Ineligible Downfield Pass, declined.
Opp	12/5/2021	vs. Denver		Teddy Bridgewater	TWO-POINT CONVERSION ATTEMPT. 5-T.Bridgewater pass to 87-N.Fant is complete. ATTEMPT FAILS.
50 POINTS					
KC	11/19/2018	@ L.A. Rams	L.A. Rams 54, Kansas City 51		
Opp	11/19/2018	@ L.A. Rams	L.A. Rams 54, Kansas City 51		
40 POINTS					
KC	12/12/2021	vs. Las Vegas	Kansas City 48, Las Vegas 9		
Opp	10/11/2020	vs. Las Vegas	Las Vegas 40, Kansas City 32		
OVERTIME WIN					
KC	9/20/2020	@ L.A. Chargers	Kansas City 23, L.A. Chargers 20		
Opp	11/19/2017	@ N.Y. Giants	N.Y. Giants 12, Kansas City 9		
OVERTIME LOSS					
KC	11/19/2017	@ N.Y. Giants	N.Y. Giants 12, Kansas City 9		
Opp	9/20/2020	@ L.A. Chargers	Kansas City 23, L.A. Chargers 20		
OVERTIME TIE					
KC	11/19/1989	@ Cleveland		Kansas City 10, Cleveland 10	
Opp	11/19/1989	@ Cleveland		Kansas City 10, Cleveland 10	
20 FIRST-QUARTER POINTS					
KC	9/16/2018	@ Pittsburgh	Kansas City 21, Pittsburgh 0		
Opp	10/2/2016	@ Pittsburgh	Pittsburgh 22, Kansas City 0		
20 SECOND-QUARTER POINTS					
KC	12/12/2021	vs. Las Vegas	Kansas City 21, Las Vegas 3		
Opp	10/11/2020	vs. Las Vegas	Las Vegas 21, Kansas City 17		
20 THIRD-QUARTER POINTS					
KC	12/14/2014	vs. Oakland	Kansas City 21, Las Vegas 3		
Opp	12/6/2009	vs. Denver	Denver 20, Kansas City 0		
20 FOURTH-QUARTER POINTS					
KC	11/19/2018	@ L.A. Rams	Kansas City 21, L.A. Rams 14		
Opp	10/8/2017	@ Houston	Houston 21, Kansas City 19		
SHUTOUT AT HOME					
KC	10/1/2006	vs. San Francisco	Kansas City 41, San Francisco 0		
Opp	* Never Has Happened *				
SHUTOUT ON THE ROAD					
KC	10/23/2011	@ Oakland	Kansas City 28, Las Vegas 0		
Opp	12/16/2012	@ Oakland	Las Vegas 15, Kansas City 0		
OVERTIME WIN AT HOME					
KC	12/9/2018	vs. Baltimore	Kansas City 27, Baltimore 24		
Opp	12/24/2011	vs. Oakland	Las Vegas 16, Kansas City 13		
OVERTIME WIN ON THE ROAD					
KC	9/20/2020	@ L.A. Chargers	Kansas City 23, L.A. Chargers 20		
Opp	11/19/2017	@ N.Y. Giants	N.Y. Giants 12, Kansas City 9		
10 PENALTIES					
KC	11/1/2021	vs. N.Y. Giants	12 pen		Kansas City 20, N.Y. Giants 17

THE LAST TIME

Opp	11/1/2021	vs. N.Y. Giants	10 pen		Kansas City 20, N.Y. Giants 17
THREE TOTAL TOUCHDOWNS					
KC	9/26/2021	vs. L.A. Chargers	3 td		L.A. Chargers 30, Kansas City 24 (9:18) (Shotgun) P.Mahomes pass short middle to J.Fortson for 2 yards, TOUCHDOWN. (3:41) (Shotgun) P.Mahomes pass short left to C.Edwards-Helaire for 10 yards, TOUCHDOWN. (6:48) (Shotgun) P.Mahomes pass short middle to M.Hardman for 8 yards, TOUCHDOWN.
Opp	10/24/2021	@ Tennessee	3 td		Tennessee 27, Kansas City 3 (10:55) (Shotgun) Direct snap to D.Henry. D.Henry pass short right to M.Pruitt for 5 yards, TOUCHDOWN. (:48) (Shotgun) R.Tannehill pass deep left to A.Brown for 24 yards, TOUCHDOWN. (2:53) (Shotgun) R.Tannehill scrambles right end for 2 yards, TOUCHDOWN.
NO TURNOVERS					
KC	12/12/2021	vs. Las Vegas	0 to		Kansas City 48, Las Vegas 9
Opp	10/10/2021	vs. Buffalo	0 to		Buffalo 38, Kansas City 20
FOUR TOTAL TOUCHDOWNS					
KC	10/17/2021	@ Washington	4 td		Kansas City 31, Washington 13 (9:13) (Shotgun) Da.Williams left tackle for 2 yards, TOUCHDOWN. (4:12) (Shotgun) P.Mahomes pass short middle to T.Hill for 2 yards, TOUCHDOWN. (14:08) Da.Williams up the middle for 3 yards, TOUCHDOWN. (3:19) (Shotgun) P.Mahomes pass deep right to D.Robinson for 24 yards, TOUCHDOWN. Penalty on WAS-W Jackson, Illegal Use of Hands, declined.
Opp	9/26/2021	vs. L.A. Chargers	4 td		L.A. Chargers 30, Kansas City 24 (14:01) J.Herbert pass short middle to K.Allen for 4 yards, TOUCHDOWN. (7:43) (Shotgun) J.Herbert pass short left to A.Ekeler for 16 yards, TOUCHDOWN. (13:44) (Shotgun) J.Herbert pass deep right to M.Williams for 20 yards, TOUCHDOWN [C.Jones]. (:36) J.Herbert pass short left to M.Williams for 4 yards, TOUCHDOWN.
OVER 40:00 TIME OF POSSESSION (NON-OT)					
KC	12/20/2020	@ New Orleans	41:14 TOP		Kansas City 32, New Orleans 29
Opp	12/3/2017	@ N.Y. Jets	42:49 TOP		N.Y. Jets 38, Kansas City 31
NO SACKS/NO INTERCEPTIONS ALLOWED					
KC	11/14/2021	@ Las Vegas			
Opp	10/10/2021	vs. Buffalo			
SCORE TOUCHDOWN IN EACH QUARTER					
KC	11/14/2021	@ Las Vegas	(7, 10, 10, 14 Points)		Kansas City 41, Las Vegas 14
Opp	10/10/2021	vs. Buffalo	(7, 17, 7, 7 Points)		Buffalo 38, Kansas City 20
30 ONE-HALF POINTS					
KC	12/12/2021	vs. Las Vegas	35 (first half)		Kansas City 48, Las Vegas 9
Opp	11/19/2018	@ L.A. Rams	31 (second half)		L.A. Rams 54, Kansas City 51
WON GAME BY 20+ POINTS					
KC	12/12/2021	vs. Las Vegas	Kansas City 48, Las Vegas 9		
Opp	10/24/2021	@ Tennessee	Tennessee 27, Kansas City 3		

GAMEBOOKS



National Football League Game Summary

NFL Copyright © 2021 by The National Football League. All rights reserved. This summary and play-by-play is for the express purpose of assisting media in their coverage of the game; any other use of this material is prohibited without the written permission of the National Football League.

Date: Sunday, 12/12/2021

Las Vegas Raiders at Kansas City Chiefs

Start Time: 12:02 PM CST

at Arrowhead Stadium, Kansas City, MO

Game Day Weather

Temp: 50° F (10.0° C) Humidity: 24%, Wind: SSW 20 mph

Played Open Stadium on Turf: Natural Grass

Wind Chill: 44

Officials

Referee: Allen, Brad (122) Umpire: Stritesky, Bruce (102) Down Judge: Short, Danny (113)
Line Judge: Gallagher, Daniel (85) Field Judge: Patterson, Rick (15) Side Judge: Cheek, Boris (41)
Back Judge: Yette, Greg (38) Replay Official: Matoren, Brian (0)

Lineups

Las Vegas Raiders			Kansas City Chiefs				
Offense		Defense	Offense		Defense		
WR 7	Z.Jones	DE 91	Y.Ngakoué	WR 19	J.Gordon	RDT 95	C.Jones
TE 87	F.Moreau	NT 90	J.Hankins	LT 57	O.Brown	LDT 90	J.Reed
LT 74	K.Miller	DT 77	Q.Jefferson	LG 62	J.Thuney	RDE 55	F.Clark
LG 76	J.Simpson	DE 98	M.Crosby	C 52	C.Humphrey	LDE 24	M.Ingram
C 68	A.James	WLB 42	C.Littleton	RG 65	T.Smith	LB 50	W.Gay
RG 70	A.Leatherwood	MLB 5	D.Deablo	RT 77	A.Wylie	LB 53	A.Hitchens
RT 75	B.Parker	CB 39	N.Hobbs	TE 81	B.Bell	LCB 35	C.Ward
WR 13	H.Renfrow	LCB 29	C.Hayward	TE 87	T.Kelce	RCB 21	M.Hughes
WR 1	D.Jackson	RCB 27	T.Mullen	WR 10	T.Hill	CB 32	T.Mathieu
QB 4	D.Carr	FS 25	T.Moehrig	QB 15	P.Mahomes	S 22	J.Thornhill
RB 28	J.Jacobs	SS 24	J.Abram	RB 25	C.Edwards-Helaire	S 49	D.Sorensen

Substitutions

K 2 D.Carlson, P 6 A.Cole, QB 8 M.Mariota, CB 10 D.Trufant, WR 17 T.Johnson, CB 22 K.Nixon, RB 31 P.Barber, S 32 D.Leavitt, S 33 R.Teamer, LB 34 K.Wright, CB 35 B.Facyson, RB 36 T.Ragas, FB 41 S.Smith, LS 47 T.Sieg, DE 51 M.Koonce, LB 53 J.White, LB 55 M.Lee, LB 57 W.Compton, G 60 J.Simmons, C 66 N.Martin, T 78 J.Barton, TE 86 D.Helm, WR 89 B.Edwards, DT 92 S.Thomas, DT 96 D.Philon, DE 99 C.Ferrell

Substitutions

QB 4 C.Henne, P 5 T.Townsend, K 7 H.Butker, WR 11 D.Robinson, WR 13 B.Pringle, WR 17 M.Hardman, DB 20 J.Jackson, S 23 A.Watts, CB 27 R.Fenton, CB 30 D.Baker, RB 31 Da.Williams, RB 40 D.Gore, LS 41 J.Winchester, LB 44 D.O'Daniel, FB 45 M.Burton, DE 51 M.Danna, LB 54 N.Bolton, LB 56 B.Niemann, OL 66 A.Blythe, OL 67 L.Niang, G 73 N.Allegretti, TE 83 N.Gray, WR 85 M.Kemp, DT 91 D.Nnadi, DE 97 A.Okafor, DT 98 T.Warton

Did Not Play

Did Not Play

Not Active

Not Active

CB 21 A.Robertson, LB 48 P.Onwuasor, LB 52 D.Perryman, OL 72 J.Eluemunor, TE 83 D.Waller, DE 94 C.Nassib, DT 95 K.Vickers

DB 2 D.Bootle, QB 6 S.Buechele, CB 38 L.Sneed, OL 69 K.Long, T 70 P.Wanogho

Field Goals (made () & missed)

	D.Carlson	(26)	H.Butker	(54)	(37)			
			1	2	3	4	OT	Total
VISITOR:	Las Vegas Raiders		0	3	6	0	0	9
HOME:	Kansas City Chiefs		14	21	3	10	0	48

Scoring Plays

Team	Qtr	Time	Play Description (Extra Point) (Drive Info)	Visitor	Home
Chiefs	1	14:43	M.Hughes 23 yd. fumble return (H.Butker kick)	0	7
Chiefs	1	3:43	Da.Williams 23 yd. pass from P.Mahomes (H.Butker kick) (5-80, 2:18)	0	14
Chiefs	2	12:13	C.Edwards-Helaire 5 yd. run (H.Butker kick) (7-80, 4:22)	0	21
Chiefs	2	6:17	J.Gordon 1 yd. pass from P.Mahomes (H.Butker kick) (9-39, 5:02)	0	28
Chiefs	2	1:40	C.Edwards-Helaire 6 yd. run (H.Butker kick) (7-62, 3:18)	0	35
Raiders	2	0:00	D.Carlson 26 yd. Field Goal (14-68, 1:40)	3	35
Chiefs	3	8:25	H.Butker 54 yd. Field Goal (10-41, 6:35)	3	38
Raiders	3	3:29	H.Renfrow 4 yd. pass from D.Carr (kick failed, wl) (10-69, 4:56)	9	38
Chiefs	4	9:52	H.Butker 37 yd. Field Goal (14-56, 8:37)	9	41

National Football League Game Summary

NFL Copyright © 2021 by The National Football League. All rights reserved. This summary and play-by-play is for the express purpose of assisting media in their coverage of the game; any other use of this material is prohibited without the written permission of the National Football League.

Chiefs 4 7:19 D.Gore 51 yd. run (H.Butker kick) (1-51, 0:09)

9 48

Paid Attendance: 73,278

Time: 2:59

Las Vegas Raiders vs Kansas City Chiefs
12/12/2021 at Arrowhead Stadium

Final Individual Statistics

Las Vegas Raiders

Kansas City Chiefs

RUSHING						RUSHING					
	ATT	YDS	AVG	LG	TD		ATT	YDS	AVG	LG	TD
J.Jacobs	9	24	2.7	5	0	D.Gore	9	66	7.3	51	1
T.Ragas	1	9	9.0	9	0	C.Edwards-Helaire	10	37	3.7	7	2
P.Barber	1	7	7.0	7	0	P.Mahomes	4	20	5.0	10	0
D.Leavitt	1	4	4.0	4	0	Da.Williams	2	8	4.0	7	0
						M.Burton	1	3	3.0	3	0
						M.Hardman	1	0	0.0	0	0
						C.Henne	3	-2	-0.7	0	0
Total	12	44	3.7	9	0	Total	30	132	4.4	51	3

PASSING									PASSING								
	ATT	CMP	YDS	SK/YD	TD	LG	IN	RT		ATT	CMP	YDS	SK/YD	TD	LG	IN	RT
D.Carr	45	33	263	4/17	1	19	1	85.7	P.Mahomes	24	20	258	3/18	2	44	0	139.2
Total	45	33	263	4/17	1	19	1	85.7	Total	24	20	258	3/18	2	44	0	139.2

PASS RECEIVING								PASS RECEIVING							
	TAR	REC	YDS	AVG	LG	TD		TAR	REC	YDS	AVG	LG	TD		
H.Renfrow	14	13	117	9.0	19	1	T.Hill	4	4	76	19.0	38	0		
J.Jacobs	6	5	46	9.2	14	0	Da.Williams	3	3	31	10.3	23	1		
Z.Jones	7	5	25	5.0	9	0	T.Kelce	4	3	27	9.0	19	0		
F.Moreau	6	3	13	4.3	7	0	C.Edwards-Helaire	3	3	5	1.7	6	0		
B.Edwards	3	2	24	12.0	18	0	M.Hardman	2	2	59	29.5	44	0		
P.Barber	3	2	13	6.5	11	0	D.Gore	2	2	23	11.5	16	0		
T.Ragas	2	2	6	3.0	4	0	J.Gordon	3	2	9	4.5	8	1		
D.Jackson	2	1	19	19.0	19	0	B.Pringle	1	1	28	28.0	28	0		
Total	43	33	263	8.0	19	1	Total	22	20	258	12.9	44	2		

INTERCEPTIONS						INTERCEPTIONS					
	NO	YDS	AVG	LG	TD		NO	YDS	AVG	LG	TD
Total	0	0	0	0	0	T.Mathieu	1	6	6.0	6	0
						Total	1	6	6.0	6	0

PUNTING								PUNTING							
	NO	YDS	AVG	NET	TB	IN20	LG		NO	YDS	AVG	NET	TB	IN20	LG
A.Cole	3	150	50.0	39.7	1	0	60	T.Townsend	1	52	52.0	46.0	0	1	52
Total	3	150	50.0	39.7	1	0	60	Total	1	52	52.0	46.0	0	1	52

PUNT RETURNS								PUNT RETURNS							
	NO	YDS	AVG	FC	LG	TD		NO	YDS	AVG	FC	LG	TD		
H.Renfrow	1	6	6.0	0	6	0	M.Hardman	1	11	11.0	0	11	0		
							[OUT OF BOUNDS]	1	0	0.0	0	0	0		
							[TOUCHBACK]	1	0	0.0	0	0	0		
Total	1	6	6.0	0	6	0	Total	1	11	11.0	0	11	0		

KICKOFF RETURNS								KICKOFF RETURNS							
	NO	YDS	AVG	FC	LG	TD		NO	YDS	AVG	FC	LG	TD		
T.Johnson	4	73	18.3	0	29	0	B.Pringle	1	24	24.0	0	24	0		
[TOUCHBACK]	5	0	0.0	0	0	0	[TOUCHBACK]	1	0	0.0	0	0	0		
Total	4	73	18.3	0	29	0	Total	1	24	24.0	0	24	0		

Las Vegas Raiders

FUMBLES											
	FUM	LOST	OWN-REC	YDS	TD	FORCED	OPP-REC	YDS	TD	OUT-BDS	
D.Carr	1	1	0	0	0	0	0	0	0	0	
J.Jacobs	1	1	0	0	0	0	0	0	0	0	
Z.Jones	1	1	0	0	0	0	0	0	0	0	
H.Renfrow	1	1	0	0	0	0	0	0	0	0	
Total	4	4	0	0	0	0	0	0	0	0	

Kansas City Chiefs

FUMBLES											
	FUM	LOST	OWN-REC	YDS	TD	FORCED	OPP-REC	YDS	TD	OUT-BDS	
P.Mahomes	1	0	0	0	0	0	0	0	0	0	
C.Edwards-Helaire	0	0	1	0	0	0	0	0	0	0	
M.Hughes	0	0	0	0	0	2	1	23	1	0	
A.Okafor	0	0	0	0	0	1	0	0	0	0	
J.Reed	0	0	0	0	0	1	0	0	0	0	

Las Vegas Raiders vs Kansas City Chiefs
12/12/2021 at Arrowhead Stadium

Final Individual Statistics

T.Mathieu	0	0	0	0	0	0	1	0	0	0
J.Thornhill	0	0	0	0	0	0	1	0	0	0
A.Watts	0	0	0	0	0	0	1	0	0	0
Total	1	0	1	0	0	4	4	23	1	0

Final Team Statistics

	Visitor Raiders	Home Chiefs
TOTAL FIRST DOWNS	19	21
By Rushing	2	6
By Passing	13	11
By Penalty	4	4
THIRD DOWN EFFICIENCY	4-11-36.4%	9-13-69.2%
FOURTH DOWN EFFICIENCY	1-1-100.0%	0-0-0.0%
TOTAL NET YARDS	290	372
Total Offensive Plays (inc. times thrown passing)	61	57
Average gain per offensive play	4.8	6.5
NET YARDS RUSHING	44	132
Total Rushing Plays	12	30
Average gain per rushing play	3.7	4.4
Tackles for a loss-number and yards	1-2	1-2
NET YARDS PASSING	246	240
Times thrown - yards lost attempting to pass	4-17	3-18
Gross yards passing	263	258
PASS ATTEMPTS-COMPLETIONS-HAD INTERCEPTED	45-33-1	24-20-0
Avg gain per pass play (inc.# thrown passing)	5.0	8.9
KICKOFFS Number-In End Zone-Touchbacks	2-2-1	9-6-5
PUNTS Number and Average	3-50.0	1-52.0
Had Blocked	0	0
FGs - PATs Had Blocked	0-0	0-0
Net Punting Average	39.7	46.0
TOTAL RETURN YARDAGE (Not Including Kickoffs)	6	17
No. and Yards Punt Returns	1-6	1-11
No. and Yards Kickoff Returns	4-73	1-24
No. and Yards Interception Returns	0-0	1-6
PENALTIES Number and Yards	9-85	8-63
FUMBLES Number and Lost	4-4	1-0
TOUCHDOWNS	1	6
Rushing	0	3
Passing	1	2
Fumbles	0	1
EXTRA POINTS Made-Attempts	0-1	6-6
Kicking Made-Attempts	0-1	6-6
FIELD GOALS Made-Attempts	1-1	2-2
RED ZONE EFFICIENCY	1-2-50%	3-4-75%
GOAL TO GO EFFICIENCY	1-1-100%	3-3-100%
SAFETIES	0	0
FINAL SCORE	9	48
TIME OF POSSESSION	26:25	33:35

Las Vegas Raiders vs Kansas City Chiefs
12/12/2021 at Arrowhead Stadium

Ball Possession And Drive Chart

Las Vegas Raiders

#	Time Recd	Time Lost	Time Poss	How Ball Obtained	Drive Began	# Play	Yds Gain	Yds Pen	Net Yds	1st Down	Last Scrm	How Given Up
1	15:00	14:43	0:17	Kickoff	LV 25	1	-2	0	-2	0	LV 25	Fumble
2	14:43	11:56	2:47	Kickoff	LV 11	6	13	0	13	1	LV 24	Punt
3	10:38	6:01	4:37	Punt	LV 19	6	26	-5	21	2	LV 40	Punt
4	3:43	1:35	2:08	Kickoff	LV 25	4	20	0	20	1	LV 45	Punt
5	12:13	11:19	0:54	Kickoff	LV 23	2	7	0	7	0	LV 30	Interception
6	6:17	4:58	1:19	Kickoff	LV 25	3	25	0	25	0	LV 31	Fumble
7	1:40	0:00	1:40	Kickoff	LV 25	14	54	14	68	5	* KC 7	Field Goal
8	8:25	3:29	4:56	Kickoff	LV 31	10	65	4	69	5	* KC 4	Touchdown
9	9:52	7:28	2:24	Kickoff	LV 25	6	24	0	24	2	LV 49	Fumble
10	7:19	1:56	5:23	Kickoff	LV 25	10	58	0	58	3	KC 22	Fumble

(234) Average LV 23

Kansas City Chiefs

#	Time Recd	Time Lost	Time Poss	How Ball Obtained	Drive Began	# Play	Yds Gain	Yds Pen	Net Yds	1st Down	Last Scrm	How Given Up
1	11:56	10:38	1:18	Punt	KC 32	3	3	0	3	0	KC 35	Punt
2	6:01	3:43	2:18	Punt	KC 20	5	75	5	80	2	LV 23	Touchdown
3	1:35	12:13	4:22	Punt	KC 20	7	85	-5	80	4	* LV 5	Touchdown
4	11:19	6:17	5:02	Interception	LV 39	9	34	5	39	4	* LV 1	Touchdown
5	4:58	1:40	3:18	Fumble	KC 38	7	27	35	62	4	* LV 6	Touchdown
6	15:00	8:25	6:35	Kickoff	KC 23	10	56	-15	41	2	LV 36	Field Goal
7	3:29	9:52	8:37	Kickoff	KC 25	14	46	10	56	4	* LV 19	Field Goal
8	7:28	7:19	0:09	Fumble	KC 49	1	51	0	51	1	KC 49	Touchdown
9	1:56	0:00	1:56	Fumble	KC 11	3	-2	0	-2	0	KC 10	End of Game

(279) Average KC 31

* inside opponent's 20

Time of Possession by Quarter		1st	2nd	3rd	4th	OT	Total
Visitor	Las Vegas Raiders	9:49	3:53	4:56	7:47		26:25
Home	Kansas City Chiefs	5:11	11:07	10:04	7:13		33:35
Kickoff Drive No.-Start Average		Raiders: 9 - LV 24			Chiefs: 2 - KC 24		

Las Vegas Raiders vs Kansas City Chiefs
12/12/2021 at Arrowhead Stadium

First Half Summary

	PERIOD SCORES	TIME OF POSSESSION
Raiders	0 3 = 3	Raiders 13:42
Chiefs	14 21 = 35	Chiefs 16:18

Scoring Plays

Team	Qtr	Time	Play Description (Extra Point) (Drive Info)	Visitor	Home
Chiefs	1	14:43	M.Hughes 23 yd. fumble return (H.Butker kick)	0	7
Chiefs	1	3:43	Da.Williams 23 yd. pass from P.Mahomes (H.Butker kick) (5-80, 2:18)	0	14
Chiefs	2	12:13	C.Edwards-Helaire 5 yd. run (H.Butker kick) (7-80, 4:22)	0	21
Chiefs	2	6:17	J.Gordon 1 yd. pass from P.Mahomes (H.Butker kick) (9-39, 5:02)	0	28
Chiefs	2	1:40	C.Edwards-Helaire 6 yd. run (H.Butker kick) (7-62, 3:18)	0	35
Raiders	2	0:00	D.Carson 26 yd. Field Goal (14-68, 1:40)	3	35

	Las Vegas Raiders	Kansas City Chiefs
TOTAL FIRST DOWNS	9	14
First Downs Rushing-Passing-by Penalty	1 - 5 - 3	4 - 7 - 3
THIRD DOWN EFFICIENCY	1-7-14.3%	5-6-83.3%
TOTAL NET YARDS	143	221
Total Offensive Plays	35	31
NET YARDS RUSHING	25	48
NET YARDS PASSING	118	173
Gross Yards Passing	132	176
Times thrown-yards lost attempting to pass	2-14	1-3
Pass Attempts-Completions-Had Intercepted	24 - 15 - 1	15 - 12 - 0
Punts-Number and Average	3 - 50.0	1 - 52.0
Penalties-Number and Yards	7 - 75	5 - 44
Fumbles-Number and Lost	2 - 2	1 - 0
Red Zone Efficiency	0-1-0%	3-3-100%
Average Drive Start	LV 22	KC 34

Las Vegas Raiders

Kansas City Chiefs

RUSHING						RUSHING					
	ATT	YDS	AVG	LG	TD		ATT	YDS	AVG	LG	TD
J.Jacobs	8	21	2.6	5	0	C.Edwards-Helaire	7	27	3.9	7	2
D.Leavitt	1	4	4.0	4	0	P.Mahomes	3	10	3.3	9	0
						Da.Williams	2	8	4.0	7	0
						M.Burton	1	3	3.0	3	0
						D.Gore	1	0	0.0	0	0
						M.Hardman	1	0	0.0	0	0
Total	9	25	2.8	5	0	Total	15	48	3.2	9	2

PASSING										PASSING									
	ATT	CMP	YDS	SK/YD	TD	LG	IN	RT		ATT	CMP	YDS	SK/YD	TD	LG	IN	RT		
D.Carr	24	15	132	2/14	0	19	1	59.7	P.Mahomes	15	12	176	1/3	2	44	0	155.1		
Total	24	15	132	2/14	0	19	1	59.7	Total	15	12	176	1/3	2	44	0	155.1		

PASS RECEIVING								PASS RECEIVING							
	TAR	REC	YDS	AVG	LG	TD		TAR	REC	YDS	AVG	LG	TD		
H.Renfrow	9	8	79	9.9	19	0	T.Hill	3	3	38	12.7	19	0		
J.Jacobs	5	4	42	10.5	14	0	T.Kelce	3	2	26	13.0	19	0		
F.Moreau	4	2	9	4.5	7	0	Da.Williams	2	2	26	13.0	23	1		
Z.Jones	3	1	2	2.0	2	0	M.Hardman	1	1	44	44.0	44	0		
D.Jackson	1	0	0	0.0	0	0	B.Pringle	1	1	28	28.0	28	0		
							D.Gore	1	1	7	7.0	7	0		
							C.Edwards-Helaire	1	1	6	6.0	6	0		
							J.Gordon	1	1	1	1.0	1	1		
Total	22	15	132	8.8	19	0	Total	13	12	176	14.7	44	2		

Las Vegas Raiders

Regular Defensive Plays

Special Teams

Misc

Play By Play

First Quarter

KC wins the coin toss and elects to defer. LV elects to Receive, and KC elects to defend the east goal.

H.Butker kicks 68 yards from KC 35 to LV -3. T.Johnson to LV 25 for 28 yards (M.Burton; A.Watts).

Las Vegas Raiders at 15:00, (1st play from scrimmage 14:52)

1-10-LV 25 (14:52) J.Jacobs left end to LV 22 for -3 yards (J.Reed). FUMBLES (J.Reed), RECOVERED by KC-M.Hughes at LV 23. M.Hughes for 23 yards, TOUCHDOWN.

Kansas City Chiefs at 14:43

H.Butker extra point is GOOD, Center-J.Winchester, Holder-T.Townsend.

LV 0 KC 7, 0 plays, 23 yards, 0:00 drive , 0:17 elapsed

H.Butker kicks 56 yards from KC 35 to LV 9. T.Johnson MUFFS catch, ball out of bounds at LV 11.

Las Vegas Raiders at 14:43, (1st play from scrimmage 14:42)

1-10-LV 11 (14:42) J.Jacobs up the middle to LV 16 for 5 yards (W.Gay).

2-5-LV 16 (14:07) (Shotgun) D.Carr pass incomplete deep left to D.Jackson.

3-5-LV 16 (14:01) (Shotgun) D.Carr pass short left to H.Renfrow to LV 23 for 7 yards (B.Niemann). P1

1-10-LV 23 (13:26) D.Carr sacked at LV 16 for -7 yards (sack split by C.Jones and M.Ingram).

2-17-LV 16 (12:40) (Shotgun) D.Carr pass incomplete short left to J.Jacobs.

3-17-LV 16 (12:36) (Shotgun) D.Carr pass short right to H.Renfrow to LV 24 for 8 yards (T.Mathieu).

4-9-LV 24 (12:03) A.Cole punts 44 yards to KC 32, Center-T.Sieg, out of bounds.

Kansas City Chiefs at 11:56

1-10-KC 32 (11:56) C.Edwards-Helaire up the middle to KC 34 for 2 yards (Q.Jefferson; M.Crosby).

2-8-KC 34 (11:28) (Shotgun) C.Edwards-Helaire up the middle to KC 35 for 1 yard (J.Hankins).

3-7-KC 35 (10:55) (Shotgun) P.Mahomes pass incomplete short right to T.Kelce.

4-7-KC 35 (10:50) T.Townsend punts 52 yards to LV 13, Center-J.Winchester. H.Renfrow to LV 19 for 6 yards (D.O'Daniel).

Las Vegas Raiders at 10:38

1-10-LV 19 (10:38) J.Jacobs left tackle to LV 20 for 1 yard (W.Gay; N.Bolton).

2-9-LV 20 (10:06) J.Jacobs right end to LV 23 for 3 yards (C.Ward; A.Hitchens).

PENALTY on LV-B.Edwards, Offensive Holding, 10 yards, enforced at LV 20 - No Play.

2-19-LV 10 (9:46) (Shotgun) D.Carr pass short left to H.Renfrow to LV 19 for 9 yards (W.Gay).

3-10-LV 19 (9:10) (Shotgun) D.Carr sacked at LV 12 for -7 yards (F.Clark).

PENALTY on KC-C.Ward, Defensive Holding, 5 yards, enforced at LV 19 - No Play.

1-10-LV 24 (8:38) (Shotgun) D.Carr pass short middle to H.Renfrow to LV 40 for 16 yards (C.Ward). X2

1-10-LV 40 (8:03) (Shotgun) J.Jacobs up the middle to LV 44 for 4 yards (J.Reed). P3

2-6-LV 44 (7:25) (Shotgun) J.Jacobs left tackle to LV 47 for 3 yards (J.Reed).

3-3-LV 47 (6:48) (Shotgun) D.Carr sacked at LV 40 for -7 yards (sack split by T.Wharton and F.Clark).

4-10-LV 40 (6:10) A.Cole punts 60 yards to end zone, Center-T.Sieg, Touchback.

Kansas City Chiefs at 6:01

1-10-KC 20 (6:01) P.Mahomes pass short left to C.Edwards-Helaire pushed ob at KC 26 for 6 yards (J.Abram, D.Deablo).

2-4-KC 26 (5:27) (Shotgun) P.Mahomes pass deep left to M.Hardman to LV 30 for 44 yards (T.Mullen). P1

1-10-LV 30 (4:44) (Shotgun) P.Mahomes pass incomplete deep right [M.Crosby].

2-10-LV 30 (4:37) (Shotgun) C.Edwards-Helaire up the middle to LV 28 for 2 yards (C.Littleton).

3-8-LV 28 (3:56) (Shotgun) P.Mahomes pass incomplete deep left to T.Kelce (T.Moehrig).

PENALTY on LV-Y.Ngakoue, Defensive Offside, 5 yards, enforced at LV 28 - No Play.

3-3-LV 23 (3:49) (Shotgun) P.Mahomes pass short left to Da.Williams for 23 yards, TOUCHDOWN. P2

H.Butker extra point is GOOD, Center-J.Winchester, Holder-T.Townsend.

LV 0 KC 14, 5 plays, 80 yards, 1 penalty, 2:18 drive, 11:17 elapsed

H.Butker kicks 65 yards from KC 35 to end zone, Touchback.

Las Vegas Raiders at 3:43

1-10-LV 25 (3:43) D.Carr pass short middle to J.Jacobs pushed ob at LV 39 for 14 yards (W.Gay). P4

1-10-LV 39 (3:09) (Shotgun) J.Jacobs up the middle to LV 43 for 4 yards (D.Nnadi; A.Okafor).

2-6-LV 43 (2:30) (Shotgun) D.Carr pass short right to Z.Jones to LV 45 for 2 yards (C.Ward).

3-4-LV 45 (1:51) (Shotgun) D.Carr pass incomplete short left to Z.Jones.

4-4-LV 45 (1:47) A.Cole punts 46 yards to KC 9, Center-T.Sieg. M.Hardman to KC 20 for 11 yards (D.Deablo).

Las Vegas Raiders vs Kansas City Chiefs at Arrowhead Stadium

Kansas City Chiefs at 1:35

1-10-KC 20 (1:35) (Shotgun) P.Mahomes pass short right to M.Hardman to KC 27 for 7 yards (C.Littleton; C.Hayward).

PENALTY on KC-J.Thuney, Ineligible Downfield Pass, 5 yards, enforced at KC 20 - No Play.

1-15-KC 15 (1:16) (Shotgun) P.Mahomes sacked at KC 12 for -3 yards (C.Ferrell).

2-18-KC 12 (:34) (Shotgun) P.Mahomes pass short middle to T.Hill pushed ob at KC 22 for 10 yards (C.Hayward).

END OF QUARTER

	Score	Time Poss	First Downs				Efficiencies	
			R	P	X	T	3 Down	4 Down
Las Vegas Raiders	0	9:49	0	3	1	4	1/4	0/0
Kansas City Chiefs	14	5:11	0	2	0	2	1/2	0/0

Second Quarter

12/12/2021

Play By Play

Kansas City Chiefs continued.

3-8-KC 22	(15:00) (Shotgun) P.Mahomes pass deep middle to T.Hill to KC 41 for 19 yards (J.Abram).	P3
<u>1-10-KC 41</u>	(14:20) (Shotgun) P.Mahomes pass short middle to T.Kelce to LV 40 for 19 yards (T.Mullen; J.Abram).	P4
<u>1-10-LV 40</u>	(13:41) (Shotgun) Da.Williams up the middle to LV 33 for 7 yards (D.Deablo, Y.Ngakoue).	
2-3-LV 33	(13:04) (Shotgun) P.Mahomes pass short right to B.Pringle to LV 5 for 28 yards (C.Hayward; J.Abram).	P5
<u>1-5-LV 5</u>	(12:20) C.Edwards-Helaire left end for 5 yards, TOUCHDOWN.	R6
H.Butker extra point is GOOD, Center-J.Winchester, Holder-T.Townsend.		

LV 0 KC 21, 7 plays, 80 yards, 4:22 drive, 2:47 elapsed
--

H.Butker kicks 58 yards from KC 35 to LV 7. T.Johnson to LV 23 for 16 yards (M.Kemp; B.Niemann).

Las Vegas Raiders at 12:13, (1st play from scrimmage 12:06)

1-10-LV 23	(12:06) (Shotgun) D.Carr pass short left to H.Renfrow pushed ob at LV 30 for 7 yards (M.Hughes).	
2-3-LV 30	(11:28) (Shotgun) D.Carr pass short middle intended for F.Moreau INTERCEPTED by T.Mathieu (D.Sorensen) at LV 45. T.Mathieu to LV 39 for 6 yards (D.Jackson; B.Parker).	

Kansas City Chiefs at 11:19

1-10-LV 39	(11:19) (Shotgun) C.Edwards-Helaire right end to LV 32 for 7 yards (D.Deablo).	
2-3-LV 32	(10:41) (Shotgun) P.Mahomes pass short right to T.Kelce to LV 25 for 7 yards (J.Abram; D.Deablo).	P7
<u>1-10-LV 25</u>	(10:01) M.Hardman left end to LV 25 for no gain (D.Deablo).	
2-10-LV 25	(9:21) (Shotgun) P.Mahomes pass short left to T.Hill pushed ob at LV 16 for 9 yards (T.Mullen).	
3-1-LV 16	(8:43) M.Burton up the middle to LV 13 for 3 yards (M.Lee; K.Wright).	R8
<u>1-10-LV 13</u>	(8:04) (Shotgun) P.Mahomes scrambles right end to LV 12 for 1 yard (J.Abram).	
<i>PENALTY on LV-D.Deablo, Defensive Holding, 5 yards, enforced at LV 12.</i>		
<u>1-7-LV 7</u>	(7:35) P.Mahomes FUMBLES (Aborted) at LV 10, recovered by KC-C.Edwards-Helaire at LV 4.	
2-4-LV 4	(7:02) (Shotgun) P.Mahomes pass short middle to Da.Williams to LV 1 for 3 yards (J.Hankins).	
3-1-LV 1	(6:19) P.Mahomes pass short right to J.Gordon for 1 yard, TOUCHDOWN.	P10
H.Butker extra point is GOOD, Center-J.Winchester, Holder-T.Townsend.		

LV 0 KC 28, 9 plays, 39 yards, 1 penalty, 5:02 drive, 8:43 elapsed

H.Butker kicks 65 yards from KC 35 to end zone, Touchback.

Las Vegas Raiders at 6:17

1-10-LV 25	(6:17) J.Jacobs left tackle to LV 26 for 1 yard (N.Bolton).	
2-9-LV 26	(5:41) J.Jacobs right end to LV 31 for 5 yards (W.Gay).	
3-4-LV 31	(5:05) (Shotgun) D.Carr pass deep right to H.Renfrow to 50 for 19 yards (M.Hughes) [F.Clark]. FUMBLES (M.Hughes), touched at KC 40, RECOVERED by KC-T.Mathieu at KC 38. T.Mathieu to KC 38 for no gain (F.Moreau).	

Kansas City Chiefs at 4:58

1-10-KC 38	(4:58) (Shotgun) D.Gore up the middle to KC 38 for no gain (S.Thomas; K.Wright).	
2-10-KC 38	(4:20) (Shotgun) P.Mahomes pass short right to D.Gore to KC 45 for 7 yards (J.Abram; D.Deablo).	
3-3-KC 45	<i>(3:40) (Shotgun) PENALTY on KC-T.Kelce, False Start, 5 yards, enforced at KC 45 - No Play.</i>	
3-8-KC 40	(3:20) (Shotgun) P.Mahomes pass short right to T.Hill pushed ob at KC 46 for 6 yards (T.Mullen).	
<i>PENALTY on LV-M.Crosby, Defensive Offside, 5 yards, enforced at KC 40 - No Play.</i>		
3-3-KC 45	(2:56) (Shotgun) P.Mahomes pass incomplete deep right to T.Hill.	
<i>PENALTY on LV-T.Mullen, Defensive Pass Interference, 30 yards, enforced at KC 45 - No Play.</i>		
<u>1-10-LV 25</u>	(2:49) (Shotgun) P.Mahomes pass incomplete short left.	
2-10-LV 25	(2:45) (Shotgun) P.Mahomes pass incomplete short left to T.Kelce.	
<i>PENALTY on LV-T.Mullen, Defensive Holding, 5 yards, enforced at LV 25 - No Play.</i>		
<u>1-10-LV 20</u>	(2:37) Da.Williams left end to LV 19 for 1 yard (Q.Jefferson; C.Hayward).	

Two-Minute Warning

2-9-LV 19	(2:00) (Shotgun) C.Edwards-Helaire right end to LV 15 for 4 yards (J.Hankins).	
Timeout #1 by LV at 01:54.		
3-5-LV 15	(1:54) (Shotgun) P.Mahomes scrambles left end to LV 6 for 9 yards (N.Hobbs).	R13
Timeout #2 by LV at 01:45.		
<u>1-6-LV 6</u>	(1:45) (Shotgun) C.Edwards-Helaire left guard for 6 yards, TOUCHDOWN.	R14
H.Butker extra point is GOOD, Center-J.Winchester, Holder-T.Townsend.		

LV 0 KC 35, 7 plays, 62 yards, 3 penalties, 3:18 drive, 13:20 elapsed
--

Las Vegas Raiders vs Kansas City Chiefs at Arrowhead Stadium

H.Butker kicks 65 yards from KC 35 to end zone, Touchback.

Las Vegas Raiders at 1:40

- 1-10-LV 25 (1:40) (Shotgun) D.Carr pass incomplete short left to F.Moreau [F.Clark].
- 2-10-LV 25 (1:35) (Shotgun) D.Carr pass short left to H.Renfrow to LV 32 for 7 yards (R.Fenton).
- 3-3-LV 32 (1:05) (No Huddle, Shotgun) D.Carr pass short left to F.Moreau to LV 34 for 2 yards (T.Mathieu).
Timeout #1 by KC at 00:57.
- 4-1-LV 34 (:57) (Punt formation) Direct snap to D.Leavitt. D.Leavitt up the middle to LV 38 for 4 yards (D.O'Daniel; J.Jackson). R5
Timeout #3 by LV at 00:54.
- 1-10-LV 38 (:54) (Shotgun) D.Carr pass short left to J.Jacobs ran ob at LV 43 for 5 yards (M.Hughes).
- 2-5-LV 43 (:50) (Shotgun) D.Carr pass short right to F.Moreau pushed ob at 50 for 7 yards (C.Ward). P6
- 1-10-50 (:41) (Shotgun) D.Carr pass incomplete short right.
- 2-10-50 (:35) (Shotgun) D.Carr pass short right to J.Jacobs pushed ob at KC 37 for 13 yards (T.Mathieu). P7
PENALTY on KC-T.Mathieu, Taunting, 15 yards, enforced at KC 37. X8
- 1-10-KC 22 (:28) (Shotgun) D.Carr pass incomplete short right.
- 2-10-KC 22 (:22) (Shotgun) D.Carr pass incomplete deep right to Z.Jones [M.Danna].
PENALTY on LV-J.Simpson, Unsportsmanlike Conduct, 15 yards, enforced at KC 22.
Penalty on LV-Z.Jones, Offensive Pass Interference, declined.
- 3-25-KC 37 (:16) (Shotgun) D.Carr pass short left to J.Jacobs to KC 27 for 10 yards (R.Fenton). X9
PENALTY on KC-C.Jones, Roughing the Passer, 14 yards, enforced at KC 27.
- 1-10-KC 13 (:10) (Shotgun) D.Carr pass short left to H.Renfrow pushed ob at KC 7 for 6 yards (M.Hughes).
- 2-4-KC 7 (:07) (Shotgun) D.Carr pass incomplete short left to H.Renfrow.
- 3-4-KC 7 (:03) **D.Carlson 26 yard field goal is GOOD, Center-T.Sieg, Holder-A.Cole.**

LV 3 KC 35, 14 plays, 68 yards, 2 penalties, 1:40 drive, 15:00 elapsed

END OF QUARTER

	Score	Time Poss	First Downs				Efficiencies	
			R	P	X	T	3 Down	4 Down
Las Vegas Raiders	3	3:53	1	2	2	5	0/3	1/1
Kansas City Chiefs	35	11:07	4	5	3	12	4/4	0/0

Third Quarter

12/12/2021

Play By Play

KC elects to Receive, and LV elects to defend the East goal.

D.Carlson kicks 66 yards from LV 35 to KC -1. B.Pringle to KC 23 for 24 yards (T.Moehrig).

Kansas City Chiefs at 15:00, (1st play from scrimmage 14:54)

1-10-KC 23	(14:54) (Shotgun) C.Edwards-Helaire up the middle to KC 27 for 4 yards (K.Wright, J.Abram).	
2-6-KC 27	(14:22) (Shotgun) P.Mahomes sacked at KC 17 for -10 yards (Y.Ngakoue).	
3-16-KC 17	(13:37) (Shotgun) P.Mahomes pass deep right to T.Hill to LV 45 for 38 yards (T.Moehrig). KC-T.Hill was injured during the play. His return is Probable.	P15
<u>1-10-LV 45</u>	(13:10) C.Edwards-Helaire up the middle to LV 43 for 2 yards (M.Crosby; C.Ferrell).	
2-8-LV 43	(12:33) (Shotgun) P.Mahomes pass short right to M.Hardman pushed ob at LV 36 for 7 yards (N.Hobbs). <i>PENALTY on KC-T.Kelce, Offensive Holding, 10 yards, enforced at LV 43 - No Play.</i>	
2-18-KC 47	(12:07) (Shotgun) P.Mahomes scrambles left end ran ob at LV 43 for 10 yards (T.Mullen).	
3-8-LV 43	(11:23) (Shotgun) P.Mahomes pass short right to M.Hardman ran ob at LV 28 for 15 yards. LV-T.Mullen was injured during the play.	P16
<u>1-10-LV 28</u>	(11:12) (Shotgun) P.Mahomes pass short left to Da.Williams to LV 23 for 5 yards (N.Hobbs).	
2-5-LV 23	(10:31) (Shotgun) P.Mahomes pass short left to T.Hill to LV 4 for 19 yards (J.Abram). <i>PENALTY on KC-O.Brown, Ineligible Downfield Pass, 5 yards, enforced at LV 23 - No Play.</i>	
2-10-LV 28	(9:58) (Shotgun) P.Mahomes sacked at LV 33 for -5 yards (M.Koonce).	
3-15-LV 33	(9:14) (Shotgun) P.Mahomes pass short left to C.Edwards-Helaire to LV 36 for -3 yards (Q.Jefferson, M.Crosby).	
4-18-LV 36	(8:30) H.Butker 54 yard field goal is GOOD, Center-J.Winchester, Holder-T.Townsend.	

LV 3 KC 38, 10 plays, 41 yards, 6:35 drive, 6:35 elapsed

H.Butker kicks 63 yards from KC 35 to LV 2. T.Johnson to LV 31 for 29 yards (B.Niemann).

Las Vegas Raiders at 8:25, (1st play from scrimmage 8:19)

1-10-LV 31	(8:19) D.Carr pass short left to J.Jacobs to LV 35 for 4 yards (N.Bolton).	
2-6-LV 35	(7:43) (Shotgun) D.Carr pass short right to H.Renfrow to LV 41 for 6 yards (A.Hitchens).	P10
<u>1-10-LV 41</u>	(7:03) (Shotgun) D.Carr pass short left to F.Moreau pushed ob at LV 45 for 4 yards (T.Mathieu).	
2-6-LV 45	(6:25) (Shotgun) D.Carr pass short middle to D.Jackson to KC 36 for 19 yards (D.Sorensen).	P11
<u>1-10-KC 36</u>	(5:41) J.Jacobs left tackle to KC 33 for 3 yards (T.Wharton). LV-B.Parker was injured during the play.	
2-7-KC 33	(5:19) D.Carr pass incomplete deep left to B.Edwards.	
3-7-KC 33	(5:13) (Shotgun) D.Carr pass short left to H.Renfrow to KC 14 for 19 yards (M.Hughes) [F.Clark].	P12
<u>1-10-KC 14</u>	(4:28) (Shotgun) D.Carr pass incomplete short right to F.Moreau (D.Sorensen).	
2-10-KC 14	(4:22) (Shotgun) D.Carr pass short right to H.Renfrow to KC 8 for 6 yards (T.Mathieu).	
3-4-KC 8	(3:38) (Shotgun) D.Carr pass incomplete short right to H.Renfrow. <i>PENALTY on KC-F.Clark, Defensive Offside, 4 yards, enforced at KC 8 - No Play.</i>	X13
<u>1-4-KC 4</u>	(3:34) (Shotgun) D.Carr pass short right to H.Renfrow for 4 yards, TOUCHDOWN.	P14
	D.Carlson extra point is No Good, Wide Left, Center-T.Sieg, Holder-A.Cole.	

LV 9 KC 38, 10 plays, 69 yards, 1 penalty, 4:56 drive, 11:31 elapsed

D.Carlson kicks 65 yards from LV 35 to end zone, Touchback.

Kansas City Chiefs at 3:29

1-10-KC 25	(3:29) (Shotgun) P.Mahomes pass short right to C.Edwards-Helaire to KC 27 for 2 yards (D.Deablo).	
2-8-KC 27	(2:46) (Shotgun) C.Edwards-Helaire right end to KC 31 for 4 yards (J.Abram; B.Facyson).	
3-4-KC 31	(2:06) (Shotgun) P.Mahomes pass incomplete deep right to T.Hill. <i>PENALTY on LV-K.Wright, Defensive Holding, 5 yards, enforced at KC 31 - No Play.</i>	X17
<u>1-10-KC 36</u>	(1:56) (Shotgun) P.Mahomes pass short right to J.Gordon pushed ob at KC 44 for 8 yards (B.Facyson).	
2-2-KC 44	(1:23) D.Gore up the middle to KC 46 for 2 yards (D.Deablo; M.Crosby).	R18
<u>1-10-KC 46</u>	(:40) (Shotgun) D.Gore right end to KC 44 for -2 yards (M.Crosby).	

END OF QUARTER

	Score	Time Poss	First Downs				Efficiencies	
			R	P	X	T	3 Down	4 Down
Las Vegas Raiders	9	4:56	0	4	1	5	1/1	0/0
Kansas City Chiefs	38	10:04	1	2	1	4	2/3	0/0

Fourth Quarter

12/12/2021

Play By Play

Kansas City Chiefs continued.

2-12-KC 44	(15:00) (Shotgun) D.Gore up the middle to KC 46 for 2 yards (N.Hobbs).	
3-10-KC 46	(14:22) (Shotgun) P.Mahomes pass short right to D.Gore to LV 38 for 16 yards (T.Moehrig).	P19
<u>1-10-LV 38</u>	(13:41) (Shotgun) P.Mahomes pass incomplete short right to J.Gordon (M.Crosby).	
2-10-LV 38	(13:37) (Shotgun) D.Gore up the middle to LV 34 for 4 yards (C.Ferrell).	
3-6-LV 34	(12:54) (Shotgun) P.Mahomes pass incomplete deep left to J.Gordon.	
	<i>PENALTY on LV-M.Crosby, Defensive Offside, 5 yards, enforced at LV 34 - No Play.</i>	
3-1-LV 29	(12:48) (Shotgun) P.Mahomes pass short middle to T.Kelce to LV 28 for 1 yard (S.Thomas).	P20
<u>1-10-LV 28</u>	(12:06) D.Gore left end to LV 26 for 2 yards (Q.Jefferson; D.Deablo).	
2-8-LV 26	(11:23) (Shotgun) D.Gore up the middle to LV 21 for 5 yards (K.Wright).	
3-3-LV 21	(10:44) (Shotgun) D.Gore left end to LV 19 for 2 yards (J.Abram, J.Hankins).	
4-1-LV 19	(9:57) H.Butker 37 yard field goal is GOOD, Center-J.Winchester, Holder-T.Townsend.	

LV 9 KC 41, 14 plays, 56 yards, 2 penalties, 8:37 drive, 5:08 elapsed
--

H.Butker kicks 65 yards from KC 35 to end zone, Touchback.

Las Vegas Raiders at 9:52

1-10-LV 25	(9:52) (Shotgun) D.Carr pass short right to P.Barber pushed ob at LV 36 for 11 yards (N.Bolton).	P15
<u>1-10-LV 36</u>	(9:15) (Shotgun) P.Barber up the middle to LV 43 for 7 yards (A.Watts; R.Fenton).	
2-3-LV 43	(8:45) (Shotgun) D.Carr pass short right to Z.Jones to LV 47 for 4 yards (D.Baker).	P16
<u>1-10-LV 47</u>	(8:15) (Shotgun) D.Carr pass incomplete short middle to P.Barber.	
2-10-LV 47	(8:10) (Shotgun) D.Carr pass short left to P.Barber to LV 49 for 2 yards (M.Danna).	
3-8-LV 49	(7:34) (Shotgun) D.Carr sacked at LV 49 for 0 yards (A.Okafor).	
	Kansas City challenged the runner was down by contact ruling, and the play was REVERSED.	
	(Shotgun) D.Carr sacked at LV 49 for 0 yards (A.Okafor). FUMBLES (A.Okafor) [A.Okafor], RECOVERED by KC-A.Watts at KC 49.	

Kansas City Chiefs at 7:28

1-10-KC 49	(7:28) D.Gore up the middle for 51 yards, TOUCHDOWN.	R21
	H.Butker extra point is GOOD, Center-J.Winchester, Holder-T.Townsend.	

LV 9 KC 48, 1 plays, 51 yards, 0:09 drive, 7:41 elapsed
--

H.Butker kicks 65 yards from KC 35 to end zone, Touchback.

Las Vegas Raiders at 7:19

1-10-LV 25	(7:19) (Shotgun) D.Carr pass short left to H.Renfrow to LV 28 for 3 yards (M.Hughes).	
2-7-LV 28	(6:47) (Shotgun) T.Ragas left end to LV 37 for 9 yards (N.Bolton; J.Reed).	R17
<u>1-10-LV 37</u>	(6:08) (Shotgun) D.Carr sacked at LV 34 for -3 yards (sack split by A.Okafor and T.Wharton).	
2-13-LV 34	(5:26) (Shotgun) D.Carr pass short middle to Z.Jones to LV 39 for 5 yards (A.Watts).	
3-8-LV 39	(4:43) (Shotgun) D.Carr pass short left to Z.Jones to LV 48 for 9 yards (M.Hughes; R.Fenton).	P18
<u>1-10-LV 48</u>	(4:08) (Shotgun) D.Carr pass short left to B.Edwards pushed ob at KC 46 for 6 yards (M.Hughes).	
2-4-KC 46	(4:01) (Shotgun) D.Carr pass short left to T.Ragas to KC 44 for 2 yards (A.Watts).	
3-2-KC 44	(3:26) (Shotgun) D.Carr pass short right to B.Edwards to KC 26 for 18 yards (D.Baker; N.Bolton).	P19
<u>1-10-KC 26</u>	(2:43) (Shotgun) D.Carr pass short right to T.Ragas to KC 22 for 4 yards (D.Baker).	
2-6-KC 22	(2:03) (Shotgun) D.Carr pass short left to Z.Jones to KC 17 for 5 yards (M.Hughes). FUMBLES (M.Hughes), RECOVERED by KC-J.Thornhill at KC 11. J.Thornhill pushed ob at KC 11 for no gain (H.Renfrow).	

Two-Minute Warning

Kansas City Chiefs at 1:56

1-10-KC 11	(1:56) C.Henne kneels to KC 10 for -1 yards.
2-11-KC 10	(1:16) C.Henne kneels to KC 10 for no gain.
3-11-KC 10	(:35) C.Henne kneels to KC 9 for -1 yards.

END OF QUARTER

	Score	Time Poss	First Downs				Efficiencies	
			R	P	X	T	3 Down	4 Down
Las Vegas Raiders	9	7:47	1	4	0	5	2/3	0/0
Kansas City Chiefs	48	7:13	1	2	0	3	2/4	0/0

Miscellaneous Statistics Report

Las Vegas Raiders vs Kansas City Chiefs
12/12/2021 at Arrowhead Stadium

Ten Longest Plays for Las Vegas Raiders

Yards	Qtr	Play Start	Play Description
28	2	2-10-50	(:35) (Shotgun) D.Carr pass short right to J.Jacobs pushed ob at KC 37 for 13 yards (T.Mathieu). PENALTY on KC-T.Mathieu, Taunting, 15 yards, enforced at KC 37.
24	2	3-25-KC 37	(:16) (Shotgun) D.Carr pass short left to J.Jacobs to KC 27 for 10 yards (R.Fenton). PENALTY on KC-C.Jones, Roughing the Passer, 14 yards, enforced at KC 27.
19	3	2-6-LV 45	(6:25) (Shotgun) D.Carr pass short middle to D.Jackson to KC 36 for 19 yards (D.Sorensen).
19	3	3-7-KC 33	(5:13) (Shotgun) D.Carr pass short left to H.Renfrow to KC 14 for 19 yards (M.Hughes) [F.Clark].
18	4	3-2-KC 44	(3:26) (Shotgun) D.Carr pass short right to B.Edwards to KC 26 for 18 yards (D.Baker; N.Bolton).
16	1	1-10-LV 24	(8:38) (Shotgun) D.Carr pass short middle to H.Renfrow to LV 40 for 16 yards (C.Ward).
14	1	1-10-LV 25	(3:43) D.Carr pass short middle to J.Jacobs pushed ob at LV 39 for 14 yards (W.Gay).
11	4	1-10-LV 25	(9:52) (Shotgun) D.Carr pass short right to P.Barber pushed ob at LV 36 for 11 yards (N.Bolton).
9	1	2-19-LV 10	(9:46) (Shotgun) D.Carr pass short left to H.Renfrow to LV 19 for 9 yards (W.Gay).
9	4	2-7-LV 28	(6:47) (Shotgun) T.Ragas left end to LV 37 for 9 yards (N.Bolton; J.Reed).

Ten Longest Plays for Kansas City Chiefs

Yards	Qtr	Play Start	Play Description
51	4	1-10-KC 49	(7:28) D.Gore up the middle for 51 yards, TOUCHDOWN.
44	1	2-4-KC 26	(5:27) (Shotgun) P.Mahomes pass deep left to M.Hardman to LV 30 for 44 yards (T.Mullen).
38	3	3-16-KC 17	(13:37) (Shotgun) P.Mahomes pass deep right to T.Hill to LV 45 for 38 yards (T.Moehrig). KC-T.Hill was injured during the
28	2	2-3-LV 33	(13:04) (Shotgun) P.Mahomes pass short right to B.Pringle to LV 5 for 28 yards (C.Hayward; J.Abram).
23	1	3-3-LV 23	(3:49) (Shotgun) P.Mahomes pass short left to Da.Williams for 23 yards, TOUCHDOWN.
19	2	3-8-KC 22	(15:00) (Shotgun) P.Mahomes pass deep middle to T.Hill to KC 41 for 19 yards (J.Abram).
19	2	1-10-KC 41	(14:20) (Shotgun) P.Mahomes pass short middle to T.Kelce to LV 40 for 19 yards (T.Mullen; J.Abram).
16	4	3-10-KC 46	(14:22) (Shotgun) P.Mahomes pass short right to D.Gore to LV 38 for 16 yards (T.Moehrig).
15	3	3-8-LV 43	(11:23) (Shotgun) P.Mahomes pass short right to M.Hardman ran ob at LV 28 for 15 yards. LV-T.Mullen was injured during
10	1	2-18-KC 12	(:34) (Shotgun) P.Mahomes pass short middle to T.Hill pushed ob at KC 22 for 10 yards (C.Hayward).

Touchdown Scoring Information

		Offense	Defense	Special Teams
VISITOR	Las Vegas Raiders	1	0	0
HOME	Kansas City Chiefs	5	1	0

Player Scoring Information

Club	Player	TD	Rush TD	Rec TD	KO TD	Punt TD	Int TD	Fum TD	Misc TD	FG	XP	2Pt Rush	2Pt Rec	Sfty	Points
LV	H.Renfrow	0	0	1	0	0	0	0	0	0	0	0	0	0	6
LV	D.Carlson	0	0	0	0	0	0	0	0	1	0	0	0	0	3
KC	C.Edwards-Helaire	0	2	0	0	0	0	0	0	0	0	0	0	0	12
KC	H.Butker	0	0	0	0	0	0	0	0	2	6	0	0	0	12
KC	D.Gore	0	1	0	0	0	0	0	0	0	0	0	0	0	6
KC	Da.Williams	0	0	1	0	0	0	0	0	0	0	0	0	0	6
KC	J.Gordon	0	0	1	0	0	0	0	0	0	0	0	0	0	6
KC	M.Hughes	0	0	0	0	0	0	1	0	0	0	0	0	0	6

Possession Detail

	First Half		Second Half		Game	
	Visitor	Home	Visitor	Home	Visitor	Home
Largest Lead	0	35	0	39	0	39
Drives Leading	0	5	0	4	0	9
Time of Possession Leading	0:00	16:18	0:00	17:17	0:00	33:35
Largest Deficit	-35	0	-39	0	-39	0
Drives Trailing	6	0	3	0	9	0
Time of Possession Trailing	13:25	0:00	12:43	0:00	26:08	0:00
Times Score Tied Up		0		0		0
Lead Changes		1		0		1

Playtime Percentage

Percent of playtime per player on offense, defense and special teams (Unofficial)

Las Vegas Raiders

Kansas City Chiefs

		Las Vegas Raiders				Kansas City Chiefs							
		Offense	Defense	Special Teams				Offense	Defense	Special Teams			
A Leatherwood	T	63	100%	2	8%	O Brown	T	66	100%	8	31%		
J Simpson	G	63	100%	2	8%	T Smith	G	66	100%	8	31%		
K Miller	T	63	100%	2	8%	A Wylie	G	62	94%	8	31%		
A James	C	63	100%			C Humphrey	C	62	94%	7	27%		
D Carr	QB	63	100%			J Thuney	G	62	94%				
F Moreau	TE	62	98%	9	35%	P Mahomes	QB	62	94%				
B Parker	T	62	98%	2	8%	T Kelce	TE	49	74%				
H Renfrow	WR	59	94%	1	4%	T Hill	WR	44	67%				
Z Jones	WR	53	84%			B Pringle	WR	40	61%	6	23%		
J Jacobs	RB	47	75%			D Robinson	WR	30	45%				
B Edwards	WR	39	62%			J Gordon	WR	24	36%				
D Jackson	WR	32	51%			M Hardman	WR	23	35%	4	15%		
T Ragas	RB	9	14%	9	35%	D Williams	RB	23	35%	3	12%		
P Barber	RB	7	11%			C Edwards-Helaire	RB	23	35%				
J Barton	T	3	5%			N Gray	TE	22	33%	24	92%		
S Smith	FB	2	3%	9	35%	B Bell	TE	22	33%	10	38%		
D Helm	TE	1	2%	15	58%	D Gore	RB	20	30%	9	35%		
T Johnson	WR	1	2%	9	35%	M Burton	FB	5	8%	12	46%		
M Mariota	QB	1	2%			N Allegretti	G	5	8%	8	31%		
T Moehrig	FS		66	100%	11	42%	M Kemp	WR	4	6%	18	69%	
J Abram	SS		66	100%	2	8%	L Niang	T	4	6%	8	31%	
C Hayward	CB		64	97%			A Blythe	C	4	6%	1	4%	
N Hobbs	CB		61	92%	10	38%	C Henne	QB	4	6%			
M Crosby	DE		54	82%	8	31%	M Hughes	CB		63	100%	11	42%
D Deablo	LB		52	79%	6	23%	J Thornhill	FS		63	100%		
K Wright	LB		49	74%			D Sorensen	FS		57	90%	8	31%
Y Ngakoue	DE		47	71%			C Ward	CB		47	75%	2	8%
Q Jefferson	DT		43	65%	8	31%	T Mathieu	SS		47	75%		
J Hankins	NT		43	65%	7	27%	J Reed	DT		43	68%		
T Mullen	CB		40	61%			C Jones	DT		39	62%		
S Thomas	DT		29	44%	8	31%	M Ingram	LB		37	59%		
B Facyson	CB		26	39%	9	35%	F Clark	DE		36	57%		
C Littleton	LB		19	29%	12	46%	R Fenton	CB		35	56%		
C Ferrell	DE		17	26%	15	58%	W Gay	LB		33	52%		
D Philon	DT		15	23%	3	12%	N Bolton	LB		28	44%	1	4%
M Koonce	DE		15	23%	1	4%	T Wharton	DT		27	43%	2	8%
D Leavitt	FS		13	20%	24	92%	M Danna	DE		26	41%	2	8%
M Lee	LB		5	8%	24	92%	A Okafor	DE		26	41%	2	8%
D Trufant	CB		2	3%			A Hitchens	LB		22	35%	2	8%
R Teamer	CB				16	62%	D Nnadi	DT		18	29%	2	8%
K Nixon	CB				16	62%	B Niemann	LB		17	27%	18	69%
W Compton	LB				15	58%	D Baker	CB		16	25%	13	50%
J White	LB				11	42%	A Watts	SS		13	21%	18	69%
A Cole	P				6	23%	D O'Daniel	LB			18	69%	
T Sieg	LS				6	23%					18	69%	

D Carlson	K	4	15%	J Jackson	CB	18	69%
J Simmons	G	2	8%	H Butker	K	17	65%
N Martin	C	2	8%	J Winchester	LS	9	35%
				T Townsend	P	9	35%

PLAYER STATS



UPDATED PLAYER BIOS



NICK ALLEGRETTI

GUARD #73
ILLINOIS



3RD YEAR IN THE NFL

3RD YEAR WITH THE CHIEFS

HEIGHT: 6'4"
WEIGHT: 315
DRAFTED: D7-19
BIRTHDAY: 4/21/96

NICK ALLEGRETTI'S NFL REGULAR SEASON STATISTICS

DATE	TEAM	GP	GS
2019	Chiefs	7	0
2020	Chiefs	16	9
2021	Chiefs	13	0
NFL TOTALS		36	9

2021 GAME-BY-GAME REGULAR-SEASON STATISTICS (CHIEFS)

DATE	OPPONENT	P/S	W/L	SCORE
09/12	Browns	P	W	33-29
09/19	at Ravens	P	L	35-36
09/26	Chargers	P	L	24-30
10/03	at Eagles	P	W	42-30
10/10	Bills	P	L	20-38
10/17	at Washington	P	W	31-13
10/24	at Titans	P	L	3-27
11/01	Giants	P	W	20-17
11/07	Packers	P	W	13-7
11/14	at Raiders	P	W	41-14
11/21	Cowboys	P	W	19-9
12/05	Broncos	P	W	22-9
12/12	Raiders	P	W	48-9
2021 TOTALS		13-0	9-4	



ZAYNE ANDERSON

DEFENSIVE BACK #39
BYU



ROOKIE

HEIGHT: 6'2"
WEIGHT: 205
DRAFTED: CFA-21
BIRTHDAY: 1/3/97

UPDATED PLAYER BIOS

ZAYNE ANDERSON'S NFL REGULAR SEASON DEFENSIVE STATISTICS

DATE	TEAM	GP	GS	TACKLES							INTERCEPTIONS					O. FUMB				ST				MISC							
				TK	S	A	TFL	YDS	SK	YDS	QBH	NO	YDS	LG	TD	PD	FF	FR	TD	YDS	TK	S	A	FF	FR	S	A				
2021	Chiefs	1	0	0	0	0	0	0	0	0.0	0.0	0	0	0	0	0	0	0	0	0	0	0	0	0	0	0	0	0	0	0	0
NFL TOTALS		1	0	0	0	0	0	0	0	0.0	0.0	0	0	0	0	0	0	0	0	0	0	0	0	0	0	0	0	0	0	0	

2021 GAME-BY-GAME REGULAR-SEASON STATISTICS (CHIEFS)

DATE	OPPONENT	P/S	TACKLES							INTERCEPTIONS					O. FUMB				ST				MISC		W/L	SCORE						
			TK	S	A	SK	YDS	TFL	YDS	QBH	NO	YDS	LG	TD	PD	FF	FR	TD	YDS	TK	S	A	FF	FR			S	A				
09/12	Browns	P	0	0	0	0.0	0.0	0	0	0	0	0	0	0	0	0	0	0	0	0	0	0	0	0	0	0	0	0	0	0	W	33-29
09/19	at Ravens																													L	35-36	
09/26	Chargers																													L	24-30	
10/03	at Eagles																													W	42-30	
10/10	Bills																													L	20-38	
10/17	at Washington																													W	31-13	
10/24	at Titans																													L	3-27	
11/01	Giants																													W	20-17	
11/07	Packers																													W	13-7	
11/14	at Raiders																													W	41-14	
11/21	Cowboys																													W	19-9	
12/05	Broncos																													W	22-9	
12/12	Raiders																													W	48-9	
2021 TOTALS		1-0	0	0	0	0	0.0	0.0	0	0	0	0	0	0	0	0	0	0	0	0	0	0	0	0	0	0	0	0	0	9-4		



**DEANDRE
BAKER**

**CORNERBACK #30
GEORGIA**

2ND YEAR IN
THE NFL

2ND YEAR WITH
THE CHIEFS

HEIGHT: 5'11"
WEIGHT: 186
DRAFTED: FA-20
BIRTHDAY: 9/4/97



DEANDRE BAKER'S NFL REGULAR SEASON DEFENSIVE STATISTICS

DATE	TEAM	GP	GS	TACKLES							INTERCEPTIONS					O. FUMB				ST				MISC						
				TK	S	A	TFL	YDS	SK	YDS	QBH	NO	YDS	LG	TD	PD	FF	FR	TD	YDS	TK	S	A	FF	FR	S	A			
2019	Giants	16	15	61	48	13	2	2	0.0	0.0	0	0	0	0	0	8	0	0	0	0	0	0	0	0	0	0	0	0	0	0
2020	Giants	0	0	0	0	0	0	0	0.0	0.0	0	0	0	0	0	0	0	0	0	0	0	0	0	0	0	0	0	0	0	0
		Went from N.Y. Giants to Kansas City .																												
2020	Chiefs	2	1	5	4	1	1	11	1.0	11.0	1	0	0	0	0	1	0	0	0	0	0	0	0	0	0	0	0	0	0	0
2020	TOTAL	2	1	5	4	1	1	11	1.0	11.0	1	0	0	0	0	1	0	0	0	0	0	0	0	0	0	0	0	0	0	0
2021	Chiefs	6	1	14	12	2	0	0	0.0	0.0	0	0	36	36	0	1	0	0	0	0	0	0	0	0	0	0	0	0	0	0
NFL TOTALS		24	17	80	64	16	3	13	1.0	11.0	1	0	36	36	0	10	0	0	0	0	0	0	0	0	0	0	0	0	0	0



UPDATED PLAYER BIOS

2021 GAME-BY-GAME REGULAR-SEASON STATISTICS (CHIEFS)

DATE	OPPONENT	P/S	TACKLES						INTERCEPTIONS				O. FUMB			ST				MISC		W/L	SCORE				
			TK	S	A	SK	YDS	TFL	YDS	QBH	NO	YDS	LG	TD	PD	FF	FR	TD	YDS	TK	S			A	FF	FR	S
09/12	Browns																								W	33-29	
09/19	at Ravens																								L	35-36	
09/26	Chargers	P	3	3	0	0.0	0.0	0	0	0	0	0	0	0	0	0	0	0	0	0	0	0	0	0	0	W	24-30
10/03	at Eagles	S	4	4	0	0.0	0.0	0	0	0	0	0	36	36	0	0	0	0	0	0	0	0	0	0	0	L	42-30
10/10	Bills	P	0	0	0	0.0	0.0	0	0	0	0	0	0	0	0	0	0	0	0	0	0	0	0	0	L	20-38	
10/17	at Washington	P	0	0	0	0.0	0.0	0	0	0	0	0	0	0	0	0	0	0	0	0	0	0	0	0	W	31-13	
10/24	at Titans																								L	3-27	
11/01	Giants																								W	20-17	
11/07	Packers																								W	13-7	
11/14	at Raiders																								W	41-14	
11/21	Cowboys																								W	19-9	
12/05	Broncos	P	4	3	1	0.0	0.0	0	0	0	0	0	0	0	0	1	0	0	0	0	0	0	0	0	W	22-9	
12/12	Raiders	P	3	2	1	0.0	0.0	0	0	0	0	0	0	0	0	0	0	0	0	0	0	0	0	0	W	48-9	
2021 TOTALS		6-1	14	12	2	0.0	0.0	0	0	0	0	0	36	36	0	1	0	0	0	0	0	0	0	0	9-4		



BLAKE BELL

TIGHT END #81
OKLAHOMA



7TH YEAR IN THE NFL

2ND YEAR WITH THE CHIEFS

HEIGHT: 6'6"
WEIGHT: 260
DRAFTED: FA-21
BIRTHDAY: 8/7/91

BLAKE BELL'S NFL REGULAR SEASON RUSHING/RECEIVING STATISTICS

DATE	TEAM	GP	GS	RECEIVING					RUSHING				
				NO.	YDS.	AVG.	LG	TD	NO.	YDS.	AVG.	LG	TD
2015	49ers	14	5	15	186	12.4	48	0	0	0	0.0	0	0
2016	49ers	13	0	4	85	21.3	45	0	0	0	0.0	0	0
2017	Vikings	13	3	3	19	6.3	12	0	0	0	0.0	0	0
2018	Vikings	0	0	0	0	0.0	0	0	0	0	0.0	0	0
Went from Minnesota to Jacksonville .													
2018	Jaguars	10	4	8	67	8.4	16	0	0	0	0.0	0	0
2018	TOTAL	10	4	8	67	8.4	16	0	0	0	0.0	0	0
2019	Chiefs	15	7	8	67	8.4	30	0	0	0	0.0	0	0
2020	Cowboys	16	2	11	110	10.0	24	0	1	2	2.0	2	0
2021	Chiefs	12	4	5	41	8.2	20	0	2	5	2.5	3	0
NFL TOTALS		93	25	54	575	10.6	48	0	3	7	2.3	3	0

BLAKE BELL'S NFL REGULAR SEASON RETURN STATISTICS

DATE	TEAM	KICKOFF RETURNS					PUNT RETURNS					
		RET.	YDS.	AVG.	LG	TD	NO.	FC	YDS.	AVG.	LG	TD
2015	49ers	0	0	0.0	0	0	0	0	0	0.0	0	0
2016	49ers	0	0	0.0	0	0	0	0	0	0.0	0	0
2017	Vikings	0	0	0.0	0	0	0	0	0	0.0	0	0
2018	Vikings	0	0	0.0	0	0	0	0	0	0.0	0	0
Went from Minnesota to Jacksonville .												
2018	Jaguars	1	9	9.0	9	0	0	0	0	0.0	0	0
2018	TOTAL	1	9	9.0	9	0	0	0	0	0.0	0	0
2019	Chiefs	0	0	0.0	0	0	0	0	0	0.0	0	0
2020	Cowboys	0	0	0.0	0	0	0	0	0	0.0	0	0
2021	Chiefs	0	0	0.0	0	0	0	0	0	0.0	0	0
NFL TOTALS		1	9	9.0	9	0	0	0	0	0.0	0	0



UPDATED PLAYER BIOS

2021 GAME-BY-GAME REGULAR-SEASON STATISTICS (CHIEFS)

DATE	OPPONENT	P/S	RECEIVING					RUSHING					W/L	SCORE
			NO.	YDS.	AVG.	LG	TD	NO.	YDS.	AVG.	LG	TD		
09/12	Browns	P	1	3	3.0	3	0	1	2	2.0	2	0	W	33-29
09/19	at Ravens	P	1	20	20.0	20	0	0	0	0.0	0	0	L	35-36
09/26	Chargers	P	1	6	6.0	6	0	0	0	0.0	0	0	L	24-30
10/03	at Eagles	P	0	0	0.0	0	0	0	0	0.0	0	0	W	42-30
10/10	Bills	P	1	4	4.0	4	0	0	0	0.0	0	0	L	20-38
10/17	at Washington							INACTIVE					W	31-13
10/24	at Titans	P	0	0	0.0	0	0	0	0	0.0	0	0	L	3-27
11/01	Giants	P	0	0	0.0	0	0	0	0	0.0	0	0	W	20-17
11/07	Packers	P	0	0	0.0	0	0	0	0	0.0	0	0	W	13-7
11/14	at Raiders	S	0	0	0.0	0	0	1	3	3.0	3	0	W	41-14
11/21	Cowboys	S	1	8	8.0	8	0	0	0	0.0	0	0	W	19-9
12/05	Broncos	S	0	0	0.0	0	0	0	0	0.0	0	0	W	22-9
12/12	Raiders	S	0	0	0.0	0	0	0	0	0.0	0	0	W	48-9
2021 TOTALS		12-4	5	41	8.2	20	0	2	5	2.5	3	0	9-4	



AUSTIN BLYTHE

OFFENSIVE LINEMAN #66
IOWA



6TH YEAR IN THE NFL

1ST YEAR WITH THE CHIEFS

HEIGHT: 6'3"
WEIGHT: 280
DRAFTED: FA-21
BIRTHDAY: 6/16/92

AUSTIN BLYTHE'S NFL REGULAR SEASON STATISTICS

DATE	TEAM	GP	GS
2016	Colts	8	1
2017	Rams	16	1
2018	Rams	16	16
2019	Rams	15	15
2020	Rams	16	16
2021	Chiefs	2	0
NFL TOTALS		73	49

2021 GAME-BY-GAME REGULAR-SEASON STATISTICS (CHIEFS)

DATE	OPPONENT	P/S	W/L	SCORE
09/12	Browns		W	33-29
09/19	at Ravens		L	35-36
09/26	Chargers		L	24-30
10/03	at Eagles		W	42-30
10/10	Bills		L	20-38
10/17	at Washington		W	31-13
10/24	at Titans		L	3-27
11/01	Giants		W	20-17
11/07	Packers		W	13-7
11/14	at Raiders	P	W	41-14
11/21	Cowboys		W	19-9
12/05	Broncos		W	22-9
12/12	Raiders	P	W	48-9
2021 TOTALS		2-0	9-4	



UPDATED PLAYER BIOS



NICK BOLTON

LINEBACKER #54
MISSOURI

ROOKIE

HEIGHT: 6'0"
WEIGHT: 237
DRAFTED: D2A-21
BIRTHDAY: 3/10/00



NICK BOLTON'S NFL REGULAR SEASON DEFENSIVE STATISTICS

DATE	TEAM	GP	GS	TACKLES							INTERCEPTIONS					O. FUMB				ST			MISC				
				TK	S	A	TFL	YDS	SK	YDS	QBH	NO	YDS	LG	TD	PD	FF	FR	TD	YDS	TK	S	A	FF	FR	S	A
2021	Chiefs	13	10	88	54	34	11	11	0.0	0.0	2	0	0	0	0	0	0	0	0	0	0	0	0	0	0	0	0
NFL TOTALS		13	10	88	54	34	11	11	0.0	0.0	2	0	0	0	0	0	0	0	0	0	0	0	0	0	0	0	

2021 GAME-BY-GAME REGULAR-SEASON STATISTICS (CHIEFS)

DATE	OPPONENT	P/S	TACKLES							INTERCEPTIONS					O. FUMB				ST			MISC		W/L	SCORE				
			TK	S	A	SK	YDS	TFL	YDS	QBH	NO	YDS	LG	TD	PD	FF	FR	TD	YDS	TK	S	A	FF			FR	S	A	
09/12	Browns	S	7	4	3	0	0	0	1	1	0	0	0	0	0	0	0	0	0	0	0	0	0	0	0	0	0	W	33-29
09/19	at Ravens	S	9	8	1	0	0	0	1	0	0	0	0	0	0	0	0	0	0	0	0	0	0	0	0	0	L	35-36	
09/26	Chargers	S	7	3	4	0	0	0	0	0	0	0	0	0	0	0	0	0	0	0	0	0	0	0	0	0	L	24-30	
10/03	at Eagles	S	2	2	0	0	0	0	0	0	0	0	0	0	0	0	0	0	0	0	0	0	0	0	0	0	W	42-30	
10/10	Bills	S	6	6	0	0	0	0	2	1	0	0	0	0	0	0	0	0	0	0	0	0	0	0	0	0	L	20-38	
10/17	at Washington	S	9	7	2	0	0	0	1	4	0	0	0	0	0	0	0	0	0	0	0	0	0	0	0	0	W	31-13	
10/24	at Titans	S	15	9	6	0	0	0	4	5	0	0	0	0	0	0	0	0	0	0	0	0	0	0	0	0	L	3-27	
11/01	Giants	S	11	4	7	0	0	0	0	0	1	0	0	0	0	0	0	0	0	0	0	0	0	0	0	0	W	20-17	
11/07	Packers	S	5	1	4	0	0	0	0	0	0	0	0	0	0	0	0	0	0	0	0	0	0	0	0	0	W	13-7	
11/14	at Raiders	S	4	3	1	0	0	0	1	0	0	0	0	0	0	0	0	0	0	0	0	0	0	0	0	0	W	41-14	
11/21	Cowboys	P	4	3	1	0	0	0	1	0	1	0	0	0	0	0	0	0	0	0	0	0	0	0	0	0	W	19-9	
12/05	Broncos	P	3	1	2	0	0	0	0	0	0	0	0	0	0	0	0	0	0	0	0	0	0	0	0	0	W	22-9	
12/12	Raiders	P	6	3	3	0	0	0	0	0	0	0	0	0	0	0	0	0	0	0	0	0	0	0	0	0	W	48-9	
2021 TOTALS		13-10	88	54	34	0.0	0.0	11	11	2	0	0	0	0	0	0	0	0	0	0	0	0	0	0	0	0	9-4		



DICAPRIO BOOTLE

DEFENSIVE BACK #2
NEBRASKA

ROOKIE

HEIGHT: 5'10"
WEIGHT: 182
DRAFTED: CFA-21
BIRTHDAY: 9/17/97



UPDATED PLAYER BIOS

DICAPRIO BOOTLE'S NFL REGULAR SEASON DEFENSIVE STATISTICS

DATE	TEAM	GP	GS	TACKLES							INTERCEPTIONS					O. FUMB				ST				MISC							
				TK	S	A	TFL	YDS	SK	YDS	QBH	NO	YDS	LG	TD	PD	FF	FR	TD	YDS	TK	S	A	FF	FR	S	A				
2021	Chiefs	1	0	0	0	0	0	0	0	0.0	0.0	0	0	0	0	0	0	0	0	0	0	0	0	1	1	0	0	0	0	0	0
NFL TOTALS		1	0	0	0	0	0	0	0	0.0	0.0	0	0	0	0	0	0	0	0	0	0	0	1	1	0	0	0	0	0	0	

2021 GAME-BY-GAME REGULAR-SEASON STATISTICS (CHIEFS)

DATE	OPPONENT	P/S	TACKLES							INTERCEPTIONS					O. FUMB				ST				MISC		W/L	SCORE						
			TK	S	A	SK	YDS	TFL	YDS	QBH	NO	YDS	LG	TD	PD	FF	FR	TD	YDS	TK	S	A	FF	FR			S	A				
09/12	Browns																														W	33-29
09/19	at Ravens																														L	35-36
09/26	Chargers																														L	24-30
10/03	at Eagles																														W	42-30
10/10	Bills																														L	20-38
10/17	at Washington																														W	31-13
10/24	at Titans																														L	3-27
11/01	Giants																														W	20-17
11/07	Packers																														W	13-7
11/14	at Raiders																														W	41-14
11/21	Cowboys																														W	19-9
12/05	Broncos																														W	22-9
12/12	Raiders																														W	48-9
2021 TOTALS				0	0	0	0	0	0	0	0	0	0	0	0	0	0	0	0	0	0	0	0	0	0	0	0	0	0	0	0	9-4



CORTEZ BROUGHTON

DEFENSIVE TACKLE #79
CINCINNATI

3RD YEAR IN THE NFL

1ST YEAR WITH THE CHIEFS

HEIGHT: 6'2"
WEIGHT: 293
DRAFTED: FA-21
BIRTHDAY: 9/2/96



CORTEZ BROUGHTON'S NFL REGULAR SEASON DEFENSIVE STATISTICS

DATE	TEAM	GP	GS	TACKLES							INTERCEPTIONS					O. FUMB				ST				MISC							
				TK	S	A	TFL	YDS	SK	YDS	QBH	NO	YDS	LG	TD	PD	FF	FR	TD	YDS	TK	S	A	FF	FR	S	A				
2019	Chargers	2	0	5	4	1	0	0	0.0	0.0	0	0	0	0	0	0	0	0	0	0	0	0	0	0	0	0	0	0	0	0	0
2020	Chargers	9	0	4	0	4	0	0	0.0	0.0	0	0	0	0	0	1	0	0	0	0	0	0	0	0	0	0	0	0	0	0	
2021	Chargers	0	0	0	0	0	0	0	0.0	0.0	0	0	0	0	0	0	0	0	0	0	0	0	0	0	0	0	0	0	0	0	
		Went from L.A. Chargers to Kansas City .																													
2021	Chiefs	0	0	0	0	0	0	0	0.0	0.0	0	0	0	0	0	0	0	0	0	0	0	0	0	0	0	0	0	0	0	0	
2021 TOTAL		0	0	0	0	0	0	0	0.0	0.0	0	0	0	0	0	0	0	0	0	0	0	0	0	0	0	0	0	0	0	0	
NFL TOTALS		11	0	9	4	5	0	0	0.0	0.0	0	0	0	0	0	1	0	0	0	0	0	0	0	0	0	0	0	0	0	0	



UPDATED PLAYER BIOS

2021 GAME-BY-GAME REGULAR-SEASON STATISTICS (CHARGERS/CHIEFS)

DATE	OPPONENT	P/S	TACKLES					INTERCEPTIONS				O. FUMB				ST				MISC		W/L	SCORE				
			TK	S	A	SK	YDS	TFL	YDS	QBH	NO	YDS	LG	TD	PD	FF	FR	TD	YDS	TK	S			A	FF	FR	S
09/12	at Washington		DID NOT PLAY																							W	20-16
			Went from Chargers to Chiefs .																								
09/19	at Ravens		PRACTICE SQUAD																							L	35-36
09/26	Chargers		PRACTICE SQUAD																							L	24-30
10/03	at Eagles		PRACTICE SQUAD																							W	42-30
10/10	Bills		PRACTICE SQUAD																							L	20-38
10/17	at Washington		PRACTICE SQUAD																							W	31-13
10/24	at Titans		PRACTICE SQUAD																							L	3-27
11/01	Giants		PRACTICE SQUAD																							W	20-17
11/07	Packers		PRACTICE SQUAD																							W	13-7
11/14	at Raiders		PRACTICE SQUAD																							W	41-14
11/21	Cowboys		PRACTICE SQUAD																							W	19-9
12/05	Broncos		PRACTICE SQUAD																							W	22-9
12/12	Raiders		PRACTICE SQUAD																							W	48-9
2021 TOTALS			0	0	0	0	0	0	0	0	0	0	0	0	0	0	0	0	0	0	0	0	0	0	0	9-4	



ORLANDO BROWN

TACKLE #57
OKLAHOMA



4TH YEAR IN THE NFL

1ST YEAR WITH THE CHIEFS

HEIGHT: 6'8"
WEIGHT: 363
DRAFTED: T (BAL)-21
BIRTHDAY: 5/2/96

ORLANDO BROWN'S NFL REGULAR SEASON STATISTICS

DATE	TEAM	GP	GS
2018	Ravens	16	10
2019	Ravens	16	16
2020	Ravens	16	16
2021	Chiefs	13	13
NFL TOTALS		61	55

2021 GAME-BY-GAME REGULAR-SEASON STATISTICS (CHIEFS)

DATE	OPPONENT	P/S	W/L	SCORE
09/12	Browns	S	W	33-29
09/19	at Ravens	S	L	35-36
09/26	Chargers	S	L	24-30
10/03	at Eagles	S	W	42-30
10/10	Bills	S	L	20-38
10/17	at Washington	S	W	31-13
10/24	at Titans	S	L	3-27
11/01	Giants	S	W	20-17
11/07	Packers	S	W	13-7
11/14	at Raiders	S	W	41-14
11/21	Cowboys	S	W	19-9
12/05	Broncos	S	W	22-9
12/12	Raiders	S	W	48-9
2021 TOTALS		13-13	9-4	

UPDATED PLAYER BIOS



SHANE BUECHELE

QUARTERBACK #6
SMU

ROOKIE

HEIGHT: 6'1"
WEIGHT: 208
DRAFTED: CFA-21
BIRTHDAY: 1/8/98



SHANE BUECHELE'S NFL REGULAR SEASON PASSING STATISTICS

DATE	TEAM	GP	GS	ATT.	CMP.	PCT.	YDS	AVG.	TD	INT.	LG	SK	LST	RATE
2021	Chiefs	0	0	0	0	0.0	0	0.0	0	0	0	0	0	0.0
TOTALS		0	0	0	0	0.0	0	0.0	0	0	0	0	0	0.0

SHANE BUECHELE'S NFL REGULAR SEASON RUSHING STATISTICS

DATE	TEAM	NO.	YDS.	AVG.	LG	TD
2021	Chiefs	0	0	0.0	0	0
TOTALS		0	0	0.0	0	0

SHANE BUECHELE'S NFL REGULAR SEASON PASSING/RUSHING STATISTICS

DATE	TEAM	GP	GS	PASSING											RUSHING					
				ATT.	CMP.	PCT.	YDS	AVG.	TD	INT.	LG	SK	LST	RATE	NO.	YDS.	AVG.	LG	TD	
2021	Chiefs	0	0	0	0	0.0	0	0.0	0	0	0	0	0	0	0.0	0	0	0.0	0	0
TOTALS		0	0	0	0	0.0	0	0.0	0	0	0	0	0	0	0.0	0	0	0.0	0	0

2021 GAME-BY-GAME REGULAR-SEASON STATISTICS (CHIEFS)

DATE	OPPONENT	P/S	PASSING											RUSHING					W/L	SCORE			
			ATT	CMP	YDS	PCT	Y/A	Y/C	TD	INT	LG	SK/YD	RATE	ATT	YDS	LG	TD						
09/12	Browns																					W	33-29
09/19	at Ravens																					L	35-36
09/26	Chargers																					L	24-30
10/03	at Eagles																					W	42-30
10/10	Bills																					L	20-38
10/17	at Washington																					W	31-13
10/24	at Titans																					L	3-27
11/01	Giants																					W	20-17
11/07	Packers																					W	13-7
11/14	at Raiders																					W	41-14
11/21	Cowboys																					W	19-9
12/05	Broncos																					W	22-9
12/12	Raiders																					W	48-9
2021 TOTALS		0-0	0	0	0	0.0	0.0	0.0	0	0	0	0/0	0.0	0	0	0	0	0	0	0	0	9-4	



UPDATED PLAYER BIOS



MICHAEL BURTON

FULLBACK #45
RUTGERS



7TH YEAR IN
THE NFL

1ST YEAR WITH
THE CHIEFS

HEIGHT: 6'0"
WEIGHT: 243
DRAFTED: FA-21
BIRTHDAY: 2/1/92

MICHAEL BURTON'S NFL REGULAR SEASON RUSHING/RECEIVING STATISTICS

DATE	TEAM	GP	GS	RUSHING					RECEIVING				
				NO.	YDS.	AVG.	LG	TD	NO.	YDS.	AVG.	LG	TD
2015	Lions	16	7	4	2	0.5	2	0	6	39	6.5	12	1
2016	Lions	15	0	0	0	0.0	0	0	0	0	0.0	0	0
2017	Bears	16	3	4	9	2.3	7	0	2	8	4.0	8	0
2018	Bears	8	1	0	0	0.0	0	0	1	6	6.0	6	0
2019	Washington	10	2	0	0	0.0	0	0	0	0	0.0	0	0
2020	Saints	15	4	7	18	2.6	7	0	4	28	7.0	12	0
2021	Chiefs	12	0	5	15	3.0	5	0	1	11	11.0	11	0
NFL TOTALS		92	17	20	44	2.2	7	0	14	92	6.6	12	1

MICHAEL BURTON'S NFL REGULAR SEASON RETURN STATISTICS

DATE	TEAM	KICKOFF RETURNS					PUNT RETURNS					
		RET.	YDS.	AVG.	LG	TD	NO.	FC	YDS.	AVG.	LG	TD
2015	Lions	0	0	0.0	0	0	0	0	0	0.0	0	0
2016	Lions	0	0	0.0	0	0	0	0	0	0.0	0	0
2017	Bears	0	0	0.0	0	0	0	0	0	0.0	0	0
2018	Bears	0	0	0.0	0	0	0	0	0	0.0	0	0
2019	Washington	0	0	0.0	0	0	0	0	0	0.0	0	0
2020	Saints	1	10	10.0	10	0	0	0	0	0.0	0	0
2021	Chiefs	1	9	9.0	9	0	0	0	0	0.0	0	0
NFL TOTALS		2	19	9.5	10	0	0	0	0	0.0	0	0

2021 GAME-BY-GAME REGULAR-SEASON STATISTICS (CHIEFS)

DATE	OPPONENT	P/S	RUSHING					RECEIVING					W/L	SCORE
			NO.	YDS.	AVG.	LG	TD	NO.	YDS.	AVG.	LG	TD		
09/12	Browns	P	1	2	2.0	2	0	0	0	0.0	0	0	W	33-29
09/19	at Ravens	P	0	0	0.0	0	0	1	11	11.0	11	0	L	35-36
09/26	Chargers	P	0	0	0.0	0	0	0	0	0.0	0	0	L	24-30
10/03	at Eagles	P	1	5	5.0	5	0	0	0	0.0	0	0	W	42-30
10/10	Bills	P	1	2	2.0	2	0	0	0	0.0	0	0	L	20-38
10/17	at Washington	P	0	0	0.0	0	0	0	0	0.0	0	0	W	31-13
10/24	at Titans							INACTIVE					L	3-27
11/01	Giants	P	0	0	0.0	0	0	0	0	0.0	0	0	W	20-17
11/07	Packers	P	0	0	0.0	0	0	0	0	0.0	0	0	W	13-7
11/14	at Raiders	P	0	0	0.0	0	0	0	0	0.0	0	0	W	41-14
11/21	Cowboys	P	0	0	0.0	0	0	0	0	0.0	0	0	W	19-9
12/05	Broncos	P	1	3	3.0	3	0	0	0	0.0	0	0	W	22-9
12/12	Raiders	P	1	3	3.0	3	0	0	0	0.0	0	0	W	48-9
2021 TOTALS		12-0	5	15	3.0	5	0	1	11	11.0	11	0	9-4	



UPDATED PLAYER BIOS



HARRISON BUTKER

KICKER #7
GEORGIA TECH



5TH YEAR IN THE NFL

5TH YEAR WITH THE CHIEFS

HEIGHT: 6'4"
WEIGHT: 196
DRAFTED: FA-17
BIRTHDAY: 7/14/95

HARRISON BUTKER'S NFL REGULAR SEASON KICKING STATISTICS

DATE	TEAM	GP	FGM	FGA	PCT.	LG	XP	XPA	PCT.	BLK	PTS
2017	Panthers	0	0	0	0.0	0	0	0	0.0	0	0
Went from Carolina to Kansas City .											
2017	Chiefs	13	38	42	90.5	53	28	28	100.0	0	142
2017	TOTAL	13	38	42	90.5	53	28	28	100.0	0	142
2018	Chiefs	16	24	27	88.9	54	65	69	94.2	0	137
2019	Chiefs	16	34	38	89.5	56	45	48	93.8	1	147
2020	Chiefs	16	25	27	92.6	58	48	54	88.9	0	123
2021	Chiefs	13	20	23	87.0	56	39	41	95.1	0	99
NFL TOTALS		74	141	157	89.8	58	225	240	93.8	1	648

HARRISON BUTKER'S NFL REGULAR SEASON FIELD-GOAL ACCURACY STATISTICS

DATE	TEAM	1-19	PCT.	20-29	PCT.	30-39	PCT.	40-49	PCT.	50+	PCT.
2017	Panthers	0-0	0.0	0-0	0.0	0-0	0.0	0-0	0.0	0-0	0.0
Went from Carolina to Kansas City .											
2017	Chiefs	0-0	0.0	8-8	100.0	16-17	94.1	10-12	83.3	4-5	80.0
2017	TOTAL	0-0	0.0	8-8	100.0	16-17	94.1	10-12	83.3	4-5	80.0
2018	Chiefs	0-0	0.0	9-9	100.0	7-7	100.0	6-7	85.7	2-4	50.0
2019	Chiefs	0-0	0.0	9-9	100.0	9-10	90.0	13-13	100.0	3-6	50.0
2020	Chiefs	2-2	100.0	7-7	100.0	9-9	100.0	3-5	60.0	4-4	100.0
2021	Chiefs	0-0	0.0	3-3	100.0	7-7	100.0	4-5	80.0	6-8	75.0
NFL TOTALS		2-2	100.0	36-36	100.0	48-50	96.0	36-42	85.7	19-27	70.4

2021 GAME-BY-GAME REGULAR-SEASON STATISTICS (CHIEFS)

DATE	OPPONENT	P	FIELD GOALS				EXTRA POINTS				PTS	W/L	SCORE
			FGM	FGA	PCT	LG	XP	XPA	PCT	BLK			
09/12	Browns	P	2	2	100.0	43	3	3	100.0	0	9	W	33-29
09/19	at Ravens	P	0	0	0.0	0	5	5	100.0	0	5	L	35-36
09/26	Chargers	P	1	1	100.0	34	3	3	100.0	0	6	L	24-30
10/03	at Eagles	P	0	0	0.0	0	6	6	100.0	0	6	W	42-30
10/10	Bills	P	2	2	100.0	54	2	2	100.0	0	8	L	20-38
10/17	at Washington	P	1	1	100.0	52	4	4	100.0	0	7	W	31-13
10/24	at Titans	P	1	2	50.0	42	0	0	0.0	0	3	L	3-27
11/01	Giants	P	2	2	100.0	36	2	2	100.0	0	8	W	20-17
11/07	Packers	P	2	2	100.0	55	1	1	100.0	0	7	W	13-7
11/14	at Raiders	P	2	3	66.7	40	5	5	100.0	0	11	W	41-14
11/21	Cowboys	P	2	3	66.7	53	1	2	50.0	0	7	W	19-9
12/05	Broncos	P	3	3	100.0	56	1	2	50.0	0	10	W	22-9
12/12	Raiders	P	2	2	100.0	54	6	6	100.0	0	12	W	48-9
2021 TOTALS		13	20	23	87.0	56	39	41	95.1	0	99	9-4	



UPDATED PLAYER BIOS



SHILIQUE CALHOUN

LINEBACKER #92
MICHIGAN STATE



6TH YEAR IN
THE NFL

1ST YEAR WITH
THE CHIEFS

HEIGHT: 6'4"
WEIGHT: 260
DRAFTED: FA-21
BIRTHDAY: 3/20/92

SHILIQUE CALHOUN'S NFL REGULAR SEASON DEFENSIVE STATISTICS

DATE	TEAM	GP	GS	TACKLES							INTERCEPTIONS					O. FUMB				ST				MISC			
				TK	S	A	TFL	YDS	SK	YDS	QBH	NO	YDS	LG	TD	PD	FF	FR	TD	YDS	TK	S	A	FF	FR	S	A
2016	Raiders	10	0	6	5	1	1	2	0.5	1.0	3	0	0	0	0	1	0	0	0	0	3	3	0	0	0	0	0
2017	Raiders	9	0	6	4	2	0	0	0.0	0.0	3	0	0	0	0	0	0	0	0	2	0	2	0	0	0	0	
2018	Raiders	7	0	12	6	6	2	4	0.0	0.0	1	0	0	0	0	0	0	0	0	0	0	0	0	0	0	0	
2019	Patriots	15	1	9	6	3	0	0	0.0	0.0	3	0	0	0	0	0	1	0	0	0	0	0	0	0	0	0	
2020	Patriots	10	0	18	13	5	1	11	2.0	20.0	3	0	0	0	0	2	0	0	0	0	0	0	0	0	0	0	
2021	Patriots	0	0	0	0	0	0	0	0.0	0.0	0	0	0	0	0	0	0	0	0	0	0	0	0	0	0	0	
		Went from New England to Kansas City .																									
2021	Chiefs	0	0	0	0	0	0	0	0.0	0.0	0	0	0	0	0	0	0	0	0	0	0	0	0	0	0	0	
2021	TOTAL	0	0	0	0	0	0	0	0.0	0.0	0	0	0	0	0	0	0	0	0	0	0	0	0	0	0	0	
NFL TOTALS		51	1	51	34	17	4	17	2.5	21.0	13	0	0	0	0	1	3	0	0	0	5	3	2	0	0	0	

2021 GAME-BY-GAME REGULAR-SEASON STATISTICS (PATRIOTS/CHIEFS)

DATE	OPPONENT	P/S	TACKLES							INTERCEPTIONS					O. FUMB				ST				MISC		W/L	SCORE	
			TK	S	A	SK	YDS	TFL	YDS	QBH	NO	YDS	LG	TD	PD	FF	FR	TD	YDS	TK	S	A	FF	FR			S
09/12	Dolphins																									L	16-17
09/19	at Jets																									W	25-6
09/26	Saints																									L	13-28
10/03	Buccaneers																									L	17-19
10/10	at Texans																									W	25-22
10/17	Cowboys																									L	29-35+
		Went from Patriots to Chiefs .																									
10/24	at Titans																									L	3-27
11/01	Giants																									W	20-17
11/07	Packers																									W	13-7
11/14	at Raiders																									W	41-14
11/21	Cowboys																									W	19-9
12/05	Broncos																									W	22-9
12/12	Raiders																									W	48-9
2021 TOTALS			0	0	0	0	0.0	0.0	0	0	0	0	0	0	0	0	0	0	0	0	0	0	0	0	0	8-5	

+ - Overtime



UPDATED PLAYER BIOS



MIKE DANNA

DEFENSIVE END #51
MICHIGAN

2ND YEAR IN THE NFL

2ND YEAR WITH THE CHIEFS

HEIGHT: 6'2"
WEIGHT: 255
DRAFTED: D5-20
BIRTHDAY: 12/1/97



MIKE DANNA'S NFL REGULAR SEASON DEFENSIVE STATISTICS

DATE	TEAM	GP	GS	TACKLES								INTERCEPTIONS					O. FUMB			ST			MISC					
				TK	S	A	TFL	YDS	SK	YDS	QBH	NO	YDS	LG	TD	PD	FF	FR	TD	YDS	TK	S	A	FF	FR	S	A	
2020	Chiefs	13	1	25	16	9	4	23	2.5	22.5	6	0	0	0	0	0	0	0	0	0	0	0	0	0	0	0	0	0
2021	Chiefs	13	6	23	11	12	3	14	3.0	14.0	9	0	0	0	0	1	2	0	0	0	0	0	0	0	0	0	0	
NFL TOTALS		26	7	48	27	21	7	37	5.5	36.5	15	0	0	0	0	1	2	0	0	0	0	0	0	0	0	0	0	

2021 GAME-BY-GAME REGULAR-SEASON STATISTICS (CHIEFS)

DATE	OPPONENT	P/S	TACKLES								INTERCEPTIONS					O. FUMB			ST			MISC		W/L	SCORE				
			TK	S	A	SK	YDS	TFL	YDS	QBH	NO	YDS	LG	TD	PD	FF	FR	TD	YDS	TK	S	A	FF			FR	S	A	
09/12	Browns	S	3	1	2	0.0	0.0	0	0	1	0	0	0	0	0	0	0	0	0	0	0	0	0	0	0	0	0	W	33-29
09/19	at Ravens	P	0	0	0	0.0	0.0	0	0	0	0	0	0	0	0	0	0	0	0	0	0	0	0	0	0	0	L	35-36	
09/26	Chargers	S	2	2	0	1.0	6.0	1	6	3	0	0	0	0	0	1	0	0	0	0	0	0	0	0	0	0	L	24-30	
10/03	at Eagles	S	4	3	1	2.0	8.0	2	8	2	0	0	0	0	0	0	0	0	0	0	0	0	0	0	0	0	W	42-30	
10/10	Bills	S	4	1	3	0.0	0.0	0	0	1	0	0	0	0	0	0	0	0	0	0	0	0	0	0	0	0	L	20-38	
10/17	at Washington	S	2	1	1	0.0	0.0	0	0	0	0	0	0	0	1	1	0	0	0	0	0	0	0	0	0	0	W	31-13	
10/24	at Titans	P	1	0	1	0.0	0.0	0	0	0	0	0	0	0	0	0	0	0	0	0	0	0	0	0	0	0	L	3-27	
11/01	Giants	P	0	0	0	0.0	0.0	0	0	0	0	0	0	0	0	0	0	0	0	0	0	0	0	0	0	0	W	20-17	
11/07	Packers	S	2	1	1	0.0	0.0	0	0	0	0	0	0	0	0	0	0	0	0	0	0	0	0	0	0	0	W	13-7	
11/14	at Raiders	P	2	1	1	0.0	0.0	0	0	0	0	0	0	0	0	0	0	0	0	0	0	0	0	0	0	0	W	41-14	
11/21	Cowboys	P	0	0	0	0.0	0.0	0	0	0	0	0	0	0	0	0	0	0	0	0	0	0	0	0	0	0	W	19-9	
12/05	Broncos	P	2	0	2	0.0	0.0	0	0	1	0	0	0	0	0	0	0	0	0	0	0	0	0	0	0	0	W	22-9	
12/12	Raiders	P	1	1	0	0.0	0.0	0	0	1	0	0	0	0	0	0	0	0	0	0	0	0	0	0	0	0	W	48-9	
2021 TOTALS		13-6	23	11	12	3.0	14.0	3	14	9	0	0	0	0	1	2	0	0	0	0	0	0	0	0	0	0	9-4		



GEHRIG DIETER

WIDE RECEIVER #12
ALABAMA

2ND YEAR IN THE NFL

5TH YEAR WITH THE CHIEFS

HEIGHT: 6'3"
WEIGHT: 208
DRAFTED: CFA-17
BIRTHDAY: 2/24/93



UPDATED PLAYER BIOS

GERHIG DIETER'S NFL REGULAR SEASON RUSHING/RECEIVING STATISTICS

DATE	TEAM	GP	GS	RECEIVING					RUSHING				
				NO.	YDS.	AVG.	LG	TD	NO.	YDS.	AVG.	LG	TD
2017	Chiefs	0	0	0	0	0.0	0	0	0	0	0.0	0	0
2018	Chiefs	4	0	1	22	22.0	22	0	0	0	0.0	0	0
2019	Chiefs	2	0	0	0	0.0	0	0	0	0	0.0	0	0
2020	Chiefs	4	0	1	10	10.0	10	0	0	0	0.0	0	0
2021	Chiefs	0	0	0	0	0.0	0	0	0	0	0.0	0	0
NFL TOTALS		10	0	2	32	16.0	22	0	0	0	0.0	0	0

2021 GAME-BY-GAME REGULAR-SEASON STATISTICS (CHIEFS)

DATE	OPPONENT	P/S	RECEIVING					RUSHING					W/L	SCORE
			NO.	YDS.	AVG.	LG	TD	NO.	YDS.	AVG.	LG	TD		
09/12	Browns												W	33-29
09/19	at Ravens												L	35-36
09/26	Chargers												L	24-30
10/03	at Eagles												W	42-30
10/10	Bills												L	20-38
10/17	at Washington												W	31-13
10/24	at Titans												L	3-27
11/01	Giants												W	20-17
11/07	Packers												W	13-7
11/14	at Raiders												W	41-14
11/21	Cowboys												W	19-9
12/05	Broncos												W	22-9
12/12	Raiders												W	48-9
2021 TOTALS		0-0	0	0	0.0	0	0	0	0	0	0.0	0	0	9-4



AUSTIN EDWARDS

DEFENSIVE END #60
FERRIS STATE



1ST YEAR IN THE NFL

1ST YEAR WITH THE CHIEFS

HEIGHT: 6'5"
WEIGHT: 273
DRAFTED: FA-20
BIRTHDAY: 8/27/97

AUSTIN EDWARDS' NFL REGULAR SEASON DEFENSIVE STATISTICS

DATE	TEAM	GP	GS	TACKLES							INTERCEPTIONS					O. FUMB					ST			MISC					
				TK	S	A	TFL	YDS	SK	YDS	QBH	NO	YDS	LG	TD	PD	FF	FR	TD	YDS	TK	S	A	FF	FR	S	A		
2020	Falcons	1	0	0	0	0	0	0	0	0.0	0.0	0	0	0	0	0	0	0	0	0	0	0	0	0	0	0	0	0	0
2021	Chiefs	0	0	0	0	0	0	0	0	0.0	0.0	0	0	0	0	0	0	0	0	0	0	0	0	0	0	0	0	0	
NFL TOTALS		1	0	0	0	0	0	0	0	0.0	0.0	0	0	0	0	0	0	0	0	0	0	0	0	0	0	0	0	0	



UPDATED PLAYER BIOS

2021 GAME-BY-GAME REGULAR-SEASON STATISTICS (CHIEFS)

DATE	OPPONENT	P/S	TACKLES					INTERCEPTIONS					O. FUMB				ST				MISC		W/L	SCORE			
			TK	S	A	SK	YDS	TFL	YDS	QBH	NO	YDS	LG	TD	PD	FF	FR	TD	YDS	TK	S	A			FF	FR	S
09/12	Browns																								W	33-29	
09/19	at Ravens																								L	35-36	
09/26	Chargers																								L	24-30	
10/03	at Eagles																								W	42-30	
10/10	Bills																								L	20-38	
10/17	at Washington																								W	31-13	
10/24	at Titans																								L	3-27	
11/01	Giants																								W	20-17	
11/07	Packers																								W	13-7	
11/14	at Raiders																								W	41-14	
11/21	Cowboys																								W	19-9	
12/05	Broncos																								W	22-9	
12/12	Raiders																								W	48-9	
2021 TOTALS						0	0	0	0	0	0	0	0	0	0	0	0	0	0	0	0	0	0	0	0	9-4	



CLYDE EDWARDS-HELAIRE

RUNNING BACK #25
LSU



2ND YEAR IN THE NFL

2ND YEAR WITH THE CHIEFS

HEIGHT: 5'8"
WEIGHT: 205
DRAFTED: D1-20
BIRTHDAY: 4/11/99

CLYDE EDWARDS-HELAIRE'S NFL REGULAR SEASON RUSHING/RECEIVING

STATISTICS

DATE	TEAM	GP	GS	RUSHING					RECEIVING				
				NO.	YDS.	AVG.	LG	TD	NO.	YDS.	AVG.	LG	TD
2020	Chiefs	13	13	181	803	4.4	31	4	36	297	8.3	26	1
2021	Chiefs	8	8	101	458	4.5	17	3	16	107	6.7	29	2
NFL TOTALS		21	21	282	1,261	4.5	31	7	52	404	7.8	29	3

2021 GAME-BY-GAME REGULAR-SEASON STATISTICS (CHIEFS)

DATE	OPPONENT	P/S	RUSHING					RECEIVING					W/L	SCORE
			NO.	YDS.	AVG.	LG	TD	NO.	YDS.	AVG.	LG	TD		
09/12	Browns	S	14	43	3.1	9	0	3	29	9.7	14	0	W	33-29
09/19	at Ravens	S	13	46	3.5	9	0	0	0	0.0	0	0	L	35-36
09/26	Chargers	S	17	100	5.9	14	0	2	9	4.5	10t	1	L	24-30
10/03	at Eagles	S	14	102	7.3	17	0	2	12	6.0	11	1	W	42-30
10/10	Bills	S	7	13	1.9	6	0	1	11	11.0	11	0	L	20-38
10/17	at Washington												W	31-13
10/24	at Titans												L	3-27
11/01	Giants												W	20-17
11/07	Packers												W	13-7
11/14	at Raiders												W	41-14
11/21	Cowboys	S	12	63	5.3	14	1	2	13	6.5	12	0	W	19-9
12/05	Broncos	S	14	54	3.9	10	0	3	28	9.3	29	0	W	22-9
12/12	Raiders	S	10	37	3.7	7	2	3	5	1.7	6	0	W	48-9
2021 TOTALS		8-8	101	458	4.5	17	3	16	107	6.7	29	2	9-4	

UPDATED PLAYER BIOS



RASHAD FENTON

CORNERBACK #27
SOUTH CAROLINA

3RD YEAR IN THE NFL

3RD YEAR WITH THE CHIEFS

HEIGHT: 5'11"
WEIGHT: 193
DRAFTED: D6A-19
BIRTHDAY: 2/17/97



RASHAD FENTON'S NFL REGULAR SEASON DEFENSIVE STATISTICS

DATE	TEAM	GP	GS	TACKLES						INTERCEPTIONS						O. FUMB				ST			MISC				
				TK	S	A	TFL	YDS	SK	YDS	QBH	NO	YDS	LG	TD	PD	FF	FR	TD	YDS	TK	S	A	FF	FR	S	A
2019	Chiefs	12	0	12	9	3	0	0	0.0	0.0	1	1	0	0	0	4	0	0	0	0	3	2	1	1	0	0	0
2020	Chiefs	16	3	34	27	7	1	1	0.0	0.0	0	1	31	31	0	7	0	0	0	0	1	0	1	0	0	0	0
2021	Chiefs	11	6	35	27	8	0	0	0.0	0.0	0	0	0	0	0	5	1	0	0	0	2	0	2	0	0	0	0
NFL TOTALS		39	9	81	63	18	1	1	0.0	0.0	1	2	31	31	0	16	1	0	0	0	6	2	4	1	0	0	0

2021 GAME-BY-GAME REGULAR-SEASON STATISTICS (CHIEFS)

DATE	OPPONENT	P/S	TACKLES						INTERCEPTIONS						O. FUMB				ST			MISC		W/L	SCORE					
			TK	S	A	TFL	YDS	QBH	NO	YDS	LG	TD	PD	FF	FR	TD	YDS	TK	S	A	FF	FR	S			A				
09/12	Browns	P	0	0	0	0.0	0.0	0	0	0	0	0	0	0	0	0	0	0	0	0	0	0	0	0	0	0	0	0	W	33-29
09/19	at Ravens	P	2	2	0	0.0	0.0	0	0	0	0	0	0	0	0	0	0	0	0	0	0	0	0	0	0	0	0	0	L	35-36
09/26	Chargers	S	4	2	2	0.0	0.0	0	0	0	0	0	0	0	0	0	0	0	0	0	0	0	0	0	0	0	0	0	L	24-30
10/03	at Eagles		INACTIVE																									W	42-30	
10/10	Bills	S	3	3	0	0.0	0.0	0	0	0	0	0	0	0	1	0	0	0	0	0	0	0	0	0	0	0	0	0	L	20-38
10/17	at Washington	S	7	7	0	0.0	0.0	0	0	0	0	0	0	0	2	0	0	0	0	0	0	0	0	0	0	0	0	0	W	31-13
10/24	at Titans	S	4	2	2	0.0	0.0	0	0	0	0	0	0	0	1	0	0	0	0	0	0	0	0	0	0	0	0	0	L	3-27
11/01	Giants	S	1	0	1	0.0	0.0	0	0	0	0	0	0	0	0	0	0	0	0	0	1	0	1	0	0	0	0	0	W	20-17
11/07	Packers	P	4	3	1	0.0	0.0	0	0	0	0	0	0	0	0	0	0	0	0	0	0	0	0	0	0	0	0	0	W	13-7
11/14	at Raiders	P	3	3	0	0.0	0.0	0	0	0	0	0	0	0	1	1	0	0	0	0	1	0	1	0	0	0	0	0	W	41-14
11/21	Cowboys	S	3	3	0	0.0	0.0	0	0	0	0	0	0	0	0	0	0	0	0	0	0	0	0	0	0	0	0	0	W	19-9
12/05	Broncos		INACTIVE																									W	22-9	
12/12	Raiders	P	4	2	2	0.0	0.0	0	0	0	0	0	0	0	0	0	0	0	0	0	0	0	0	0	0	0	0	0	W	48-9
2021 TOTALS		11-6	35	27	8	0.0	0.0	0	0	0	0	0	0	0	5	1	0	0	0	2	0	2	0	0	0	0	0	9-4		



DAURICE FOUNTAIN

WIDE RECEIVER #82
NORTHERN IOWA

3RD YEAR IN THE NFL

1ST YEAR WITH THE CHIEFS

HEIGHT: 6'2"
WEIGHT: 212
DRAFTED: FA-21
BIRTHDAY: 12/22/95



UPDATED PLAYER BIOS

DAURICE FOUNTAIN'S NFL REGULAR SEASON RUSHING/RECEIVING STATISTICS

DATE	TEAM	GP	GS	RECEIVING					RUSHING				
				NO.	YDS.	AVG.	LG	TD	NO.	YDS.	AVG.	LG	TD
2018	Colts	1	0	0	0	0.0	0	0	0	0	0.0	0	0
2019	Colts	0	0	0	0	0.0	0	0	0	0	0.0	0	0
2020	Colts	5	0	2	23	11.5	12	0	0	0	0.0	0	0
2021	Chiefs	1	0	0	0	0.0	0	0	0	0	0.0	0	0
NFL TOTALS		7	0	2	23	11.5	12	0	0	0	0.0	0	0

2021 GAME-BY-GAME REGULAR-SEASON STATISTICS (CHIEFS)

DATE	OPPONENT	P/S	RECEIVING					RUSHING					W/L	SCORE
			NO.	YDS.	AVG.	LG	TD	NO.	YDS.	AVG.	LG	TD		
09/12	Browns												W	33-29
09/19	at Ravens												L	35-36
09/26	Chargers												L	24-30
10/03	at Eagles												L	42-30
10/10	Bills												L	20-38
10/17	at Washington												W	31-13
10/24	at Titans												L	3-27
11/01	Giants												W	20-17
11/07	Packers												W	13-7
11/14	at Raiders												W	41-14
11/21	Cowboys												W	19-9
12/05	Broncos												W	22-9
12/12	Raiders												W	48-9
2021 TOTALS		0-0	0	0	0.0	0	0	0	0	0.0	0	0	9-4	



**WILLIE
GAY**

**LINEBACKER #50
MISSISSIPPI STATE**

2ND YEAR IN
THE NFL

2ND YEAR WITH
THE CHIEFS

HEIGHT: 6'1"
WEIGHT: 235
DRAFTED: D2-20
BIRTHDAY: 2/15/98



WILLIE GAY'S NFL REGULAR SEASON DEFENSIVE STATISTICS

DATE	TEAM	GP	GS	TACKLES							INTERCEPTIONS					O. FUMB			ST			MISC					
				TK	S	A	TFL	YDS	SK	YDS	QBH	NO	YDS	LG	TD	PD	FF	FR	TD	YDS	TK	S	A	FF	FR	S	A
2020	Chiefs	16	8	37	27	10	3	9	1.0	1.0	1	0	0	0	0	3	1	0	0	0	2	2	0	0	0	0	0
2021	Chiefs	9	8	38	21	17	1	0	0.5	3.5	1	2	14	13	0	3	0	0	0	0	0	0	0	0	0	0	
NFL TOTALS		25	16	75	48	27	4	9	1.5	4.5	2	2	14	13	0	6	1	0	0	0	2	2	0	0	0	0	0

UPDATED PLAYER BIOS

2021 GAME-BY-GAME REGULAR-SEASON STATISTICS (CHIEFS)

DATE	OPPONENT	P/S	TACKLES							INTERCEPTIONS					O. FUMB			ST				MISC		W/L	SCORE		
			TK	S	A	SK	YDS	TFL	YDS	QBH	NO	YDS	LG	TD	PD	FF	FR	TD	YDS	TK	S	A	FF			FR	S
09/12	Browns																									W	33-29
09/19	at Ravens																									L	35-36
09/26	Chargers																									L	24-30
10/03	at Eagles																									W	42-30
10/10	Bills	P	2	2	0	0.0	0.0	0	0	0	0	0	0	0	0	0	0	0	0	0	0	0	0	0	0	L	20-38
10/17	at Washington	S	1	0	1	0.0	0.0	0	0	0	0	0	0	0	0	0	0	0	0	0	0	0	0	0	0	W	31-13
10/24	at Titans	S	2	0	2	0.0	0.0	0	0	0	1	1	1	0	1	0	0	0	0	0	0	0	0	0	0	L	3-27
11/01	Giants	S	9	5	4	0.0	0.0	0	0	0	1	13	13	0	1	0	0	0	0	0	0	0	0	0	0	W	20-17
11/07	Packers	S	2	1	1	0.0	0.0	0	0	0	0	0	0	0	0	0	0	0	0	0	0	0	0	0	0	W	13-7
11/14	at Raiders	S	4	1	3	0.0	0.0	0	0	0	0	0	0	0	0	0	0	0	0	0	0	0	0	0	0	W	41-14
11/21	Cowboys	S	5	4	1	0.0	0.0	0	0	0	0	0	0	0	0	0	0	0	0	0	0	0	0	0	0	W	19-9
12/05	Broncos	S	8	4	4	0.5	3.5	1	0	1	0	0	0	0	1	0	0	0	0	0	0	0	0	0	0	W	22-9
12/12	Raiders	S	5	4	1	0.0	0.0	0	0	0	0	0	0	0	0	0	0	0	0	0	0	0	0	0	0	W	48-9
2021 TOTALS			9-8	38	21	17	0.5	3.5	1	0	1	2	14	13	0	3	0	0	0	0	0	0	0	0	0	9-4	



JOSH GORDON

WIDE RECEIVER #19
BAYLOR



5TH YEAR IN THE NFL

1ST YEAR WITH THE CHIEFS

HEIGHT: 6'3"
WEIGHT: 238
DRAFTED: FA-21
BIRTHDAY: 4/13/91

JOSH GORDON'S NFL REGULAR SEASON RUSHING/RECEIVING STATISTICS

DATE	TEAM	GP	GS	RECEIVING					RUSHING				
				NO.	YDS.	AVG.	LG	TD	NO.	YDS.	AVG.	LG	TD
2012	Browns	16	13	50	805	16.1	71t	5	0	0	0.0	0	0
2013	Browns	14	14	87	1,646	18.9	95t	9	5	88	17.6	34	0
2014	Browns	5	5	24	303	12.6	32	0	0	0	0.0	0	0
2017	Browns	5	5	18	335	18.6	54	1	0	0	0.0	0	0
2018	Browns	1	1	1	17	17.0	17t	1	0	0	0.0	0	0
Went from Cleveland to New England .													
2018	Patriots	11	11	40	720	18.0	55t	3	0	0	0.0	0	0
2018	TOTAL	12	12	41	737	18.0	55t	4	0	0	0.0	0	0
2019	Patriots	6	6	20	287	14.4	44	1	1	1	1.0	1	0
Went from New England to Seattle .													
2019	Seahawks	5	1	7	139	19.9	58	0	0	0	0.0	0	0
2019	TOTAL	11	7	27	426	15.8	58	1	1	1	1.0	1	0
2020	Seahawks	0	0	0	0	0.0	0	0	0	0	0.0	0	0
2021	Chiefs	9	6	4	27	6.8	11	1	0	0	0.0	0	0
NFL TOTALS		72	62	251	4,279	17.0	95T	21	6	89	14.8	34	0



UPDATED PLAYER BIOS

JOSH GORDON'S NFL REGULAR SEASON RETURN STATISTICS

DATE	TEAM	KICKOFF RETURNS					PUNT RETURNS					
		RET.	YDS.	AVG.	LG	TD	NO.	FC	YDS.	AVG.	LG	TD
2012	Browns	0	0	0.0	0	0	0	0	0	0.0	0	0
2013	Browns	0	0	0.0	0	0	0	0	0	0.0	0	0
2014	Browns	0	0	0.0	0	0	0	0	0	0.0	0	0
2017	Browns	0	0	0.0	0	0	0	0	0	0.0	0	0
2018	Browns	0	0	0.0	0	0	0	0	0	0.0	0	0
Went from Cleveland to New England .												
2018	Patriots	0	0	0.0	0	0	0	0	0	0.0	0	0
2018	TOTAL	0	0	0.0	0	0	0	0	0	0.0	0	0
2019	Patriots	0	0	0.0	0	0	0	0	0	0.0	0	0
Went from New England to Seattle .												
2019	Seahawks	0	0	0.0	0	0	0	0	0	0.0	0	0
2019	TOTAL	0	0	0.0	0	0	0	0	0	0.0	0	0
2020	Seahawks	0	0	0.0	0	0	0	0	0	0.0	0	0
2021	Chiefs	0	0	0.0	0	0	0	0	0	0.0	0	0
NFL TOTALS		0	0	0.0	0	0	0	0	0	0.0	0	0

2021 GAME-BY-GAME REGULAR-SEASON STATISTICS (CHIEFS)

DATE	OPPONENT	P/S	RECEIVING					RUSHING					W/L	SCORE
			NO.	YDS.	AVG.	LG	TD	NO.	YDS.	AVG.	LG	TD		
10/03	at Eagles												W	42-30
10/10	Bills	P	1	11	11.0	11	0	0	0	0.0	0	0	L	20-38
10/17	at Washington	P	0	0	0.0	0	0	0	0	0.0	0	0	W	31-13
10/24	at Titans	S	0	0	0.0	0	0	0	0	0.0	0	0	L	3-27
11/01	Giants	P	0	0	0.0	0	0	0	0	0.0	0	0	W	20-17
11/07	Packers	S	0	0	0.0	0	0	0	0	0.0	0	0	W	13-7
11/14	at Raiders	S	0	0	0.0	0	0	0	0	0.0	0	0	W	41-14
11/21	Cowboys	S	1	7	7.0	7	0	0	0	0.0	0	0	W	19-9
12/05	Broncos	S	0	0	0.0	0	0	0	0	0.0	0	0	W	22-9
12/12	Raiders	S	2	9	4.5	8	1	0	0	0.0	0	0	W	48-9
2021 TOTALS		9-6	4	27	6.8	11	1	0	0	0.0	0	0	8-2	



DERRICK GORE

RUNNING BACK #40
LOUISIANA-MONROE



1ST YEAR IN THE NFL

1ST YEAR WITH THE CHIEFS

HEIGHT: 5'9"
WEIGHT: 200
DRAFTED: FA-21
BIRTHDAY: 12/13/94

DERRICK GORE'S NFL REGULAR SEASON RUSHING/RECEIVING STATISTICS

DATE	TEAM	GP	GS	RUSHING					RECEIVING				
				NO.	YDS.	AVG.	LG	TD	NO.	YDS.	AVG.	LG	TD
2019	Chargers	0	0	0	0	0.0	0	0	0	0	0.0	0	0
Went from L.A. Chargers to Washington .													
2019	Washington	0	0	0	0	0.0	0	0	0	0	0.0	0	0
2019	TOTAL	0	0	0	0	0.0	0	0	0	0	0.0	0	0
2020	Chargers	0	0	0	0	0.0	0	0	0	0	0.0	0	0
2021	Chiefs	7	0	29	146	5.0	51t	2	4	36	9.0	16	0
NFL TOTALS		7	0	29	146	5.0	51T	2	4	36	9.0	16	0

UPDATED PLAYER BIOS

DERRICK GORE'S NFL REGULAR SEASON RETURN STATISTICS

DATE	TEAM	RET.	KICKOFF RETURNS				PUNT RETURNS					
			YDS.	AVG.	LG	TD	NO.	FC	YDS.	AVG.	LG	TD
2019	Chargers	0	0	0.0	0	0	0	0	0	0.0	0	0
Went from L.A. Chargers to Washington.												
2019	Washington	0	0	0.0	0	0	0	0	0	0.0	0	0
2019	TOTAL	0	0	0.0	0	0	0	0	0	0.0	0	0
2020	Chargers	0	0	0.0	0	0	0	0	0	0.0	0	0
2021	Chiefs	0	0	0.0	0	0	0	0	0	0.0	0	0
NFL TOTALS		0	0	0.0	0	0	0	0	0	0.0	0	0

2021 GAME-BY-GAME REGULAR-SEASON STATISTICS (CHIEFS)

DATE	OPPONENT	P/S	RUSHING				RECEIVING				W/L	SCORE		
			NO.	YDS.	AVG.	LG	TD	NO.	YDS.	AVG.			LG	TD
09/12	Browns											W	33-29	
09/19	at Ravens											L	35-36	
09/26	Chargers											L	24-30	
10/03	at Eagles											W	42-30	
10/10	Bills											L	20-38	
10/17	at Washington	P	0	0	0.0	0	0	0	0	0.0	0	0	W	31-13
10/24	at Titans	P	0	0	0.0	0	0	1	7	7.0	7	0	L	3-27
11/01	Giants	P	11	48	4.4	10	1	0	0	0.0	0	0	W	20-17
11/07	Packers	P	3	13	4.3	7	0	1	6	6.0	6	0	W	13-7
11/14	at Raiders	P	6	19	3.2	5	0	0	0	0.0	0	0	W	41-14
11/21	Cowboys												W	19-9
12/05	Broncos	P	0	0	0.0	0	0	0	0	0.0	0	0	W	22-9
12/12	Raiders	P	9	66	7.3	51t	1	2	23	11.5	16	0	W	48-9
2021 TOTALS		7-0	29	146	5.0	51T	2	4	36	9.0	16	0	9-4	



NOAH GRAY

TIGHT END #83
DUKE

ROOKIE

HEIGHT: 6'4"
WEIGHT: 243
DRAFTED: D5A-21
BIRTHDAY: 4/30/99



NOAH GRAY'S NFL REGULAR SEASON RUSHING/RECEIVING STATISTICS

DATE	TEAM	GP	GS	RECEIVING					RUSHING				
				NO.	YDS.	AVG.	LG	TD	NO.	YDS.	AVG.	LG	TD
2021	Chiefs	12	0	4	18	4.5	8	1	0	0	0.0	0	0
NFL TOTALS		12	0	4	18	4.5	8	1	0	0	0.0	0	0

NOAH GRAY'S NFL REGULAR SEASON RETURN STATISTICS

DATE	TEAM	RET.	KICKOFF RETURNS				PUNT RETURNS					
			YDS.	AVG.	LG	TD	NO.	FC	YDS.	AVG.	LG	TD
2021	Chiefs	0	0	0.0	0	0	0	0	0	0.0	0	0
NFL TOTALS		0	0	0.0	0	0	0	0	0	0.0	0	0

UPDATED PLAYER BIOS

2021 GAME-BY-GAME REGULAR-SEASON STATISTICS (CHIEFS)

DATE	OPPONENT	P/S	RECEIVING					RUSHING					W/L	SCORE
			NO.	YDS.	AVG.	LG	TD	NO.	YDS.	AVG.	LG	TD		
09/12	Browns	P	0	0	0.0	0	0	0	0	0.0	0	0	W	33-29
09/19	at Ravens	P	0	0	0.0	0	0	0	0	0.0	0	0	L	35-36
09/26	Chargers	P	1	5	5.0	5	0	0	0	0.0	0	0	L	24-30
10/03	at Eagles	P	0	0	0.0	0	0	0	0	0.0	0	0	W	42-30
10/10	Bills												L	20-38
10/17	at Washington	P	0	0	0.0	0	0	0	0	0.0	0	0	W	31-13
10/24	at Titans	P	1	4	4.0	4	0	0	0	0.0	0	0	L	3-27
11/01	Giants	P	0	0	0.0	0	0	0	0	0.0	0	0	W	20-17
11/07	Packers	P	0	0	0.0	0	0	0	0	0.0	0	0	W	13-7
11/14	at Raiders	P	1	1	1.0	1t	1	0	0	0.0	0	0	W	41-14
11/21	Cowboys	P	1	8	8.0	8	0	0	0	0.0	0	0	W	19-9
12/05	Broncos	P	0	0	0.0	0	0	0	0	0.0	0	0	W	22-9
12/12	Raiders	P	0	0	0.0	0	0	0	0	0.0	0	0	W	48-9
2021 TOTALS		12-0	4	18	4.5	8	1	0	0	0.0	0	0	9-4	



NAKIA GRIFFIN-STEWART

TIGHT END #48
PITTSBURGH



2ND YEAR IN THE NFL

1ST YEAR WITH THE CHIEFS

HEIGHT: 6'5"
WEIGHT: 260
DRAFTED: FA-21
BIRTHDAY: 11/12/96

NAKIA GRIFFIN-STEWART'S NFL REGULAR SEASON RUSHING/RECEIVING

STATISTICS

DATE	TEAM	GP	GS	RECEIVING					RUSHING				
				NO.	YDS.	AVG.	LG	TD	NO.	YDS.	AVG.	LG	TD
2020	Packers	0	0	0	0	0.0	0	0	0	0	0.0	0	0
2021	Giants	0	0	0	0	0.0	0	0	0	0	0.0	0	0
				Went from N.Y. Giants to Kansas City.									
2021	Chiefs	0	0	0	0	0.0	0	0	0	0	0.0	0	0
2021 TOTAL		0	0	0	0	0.0	0	0	0	0	0.0	0	0
NFL TOTALS		0	0	0	0	0.0	0	0	0	0	0.0	0	0

NAKIA GRIFFIN-STEWART'S NFL REGULAR SEASON RETURN STATISTICS

DATE	TEAM	RET.	KICKOFF RETURNS				PUNT RETURNS					
			YDS.	AVG.	LG	TD	NO.	FC	YDS.	AVG.	LG	TD
2020	Packers	0	0	0.0	0	0	0	0	0	0.0	0	0
2021	Giants	0	0	0.0	0	0	0	0	0	0.0	0	0
				Went from N.Y. Giants to Kansas City.								
2021	Chiefs	0	0	0.0	0	0	0	0	0	0.0	0	0
2021 TOTAL		0	0	0.0	0	0	0	0	0	0.0	0	0
NFL TOTALS		0	0	0.0	0	0	0	0	0	0.0	0	0

UPDATED PLAYER BIOS

2021 GAME-BY-GAME REGULAR-SEASON STATISTICS (GIANTS/CHIEFS)

DATE	OPPONENT	P/S	RECEIVING					RUSHING					W/L	SCORE
			NO.	YDS.	AVG.	LG	TD	NO.	YDS.	AVG.	LG	TD		
09/12	Broncos												L	13-27
09/16	at Washington												L	29-30
09/26	Falcons												L	14-17
10/03	at Saints												W	27-21+
10/10	at Cowboys												L	20-44
10/17	Rams												L	11-38
10/24	Panthers												W	25-3
11/01	at Chiefs												L	17-20
11/07	Packers												W	13-7
11/14	at Raiders												W	41-14
11/21	Cowboys												W	19-9
12/05	Broncos												W	22-9
12/12	Raiders												W	48-9
2021 TOTALS		0-0	0	0	0.0	0	0	0	0	0.0	0	0	7-6	

+ - Overtime



MECOLE HARDMAN

WIDE RECEIVER #17
GEORGIA



3RD YEAR IN
THE NFL

3RD YEAR WITH
THE CHIEFS

HEIGHT: 5'10"
WEIGHT: 180
DRAFTED: D2A-19
BIRTHDAY: 3/12/98

MECOLE HARDMAN'S NFL REGULAR SEASON RUSHING/RECEIVING STATISTICS

DATE	TEAM	GP	GS	RECEIVING					RUSHING				
				NO.	YDS.	AVG.	LG	TD	NO.	YDS.	AVG.	LG	TD
2019	Chiefs	16	5	26	538	20.7	83t	6	4	17	4.3	9	0
2020	Chiefs	16	8	41	560	13.7	49t	4	4	31	7.8	20	0
2021	Chiefs	13	7	45	495	11.0	49	1	6	36	6.0	24	0
NFL TOTALS		45	20	112	1,593	14.2	83T	11	14	84	6.0	24	0

MECOLE HARDMAN'S NFL REGULAR SEASON RETURN STATISTICS

DATE	TEAM	RET.	YDS.	AVG.	LG	TD	PUNT RETURNS					
							NO.	FC	YDS.	AVG.	LG	TD
2019	Chiefs	27	704	26.1	104t	1	18	6	167	9.3	36	0
2020	Chiefs	9	184	20.4	31	0	25	13	176	7.0	67t	1
2021	Chiefs	1	15	15.0	12	0	9	5	97	10.8	31	0
NFL TOTALS		37	903	24.4	104T	1	52	24	440	8.5	67T	1

UPDATED PLAYER BIOS

2021 GAME-BY-GAME REGULAR-SEASON STATISTICS (CHIEFS)

DATE	OPPONENT	P/S	RECEIVING					RUSHING					W/L	SCORE	
			NO.	YDS.	AVG.	LG	TD	NO.	YDS.	AVG.	LG	TD			
09/12	Browns	S	3	19	6.3	8	0	0	0	0.0	0	0	0	W	33-29
09/19	at Ravens	S	5	55	11.0	19	0	0	0	0.0	0	0	0	L	35-36
09/26	Chargers	S	3	33	11.0	15	1	1	2	2.0	2	0	L	24-30	
10/03	at Eagles	P	2	16	8.0	9	0	2	25	12.5	24	0	W	42-30	
10/10	Bills	S	9	76	8.4	26	0	0	0	0.0	0	0	L	20-38	
10/17	at Washington	P	4	62	15.5	49	0	1	6	6.0	6	0	W	31-13	
10/24	at Titans	S	4	28	7.0	9	0	0	0	0.0	0	0	L	3-27	
11/01	Giants	S	5	63	12.6	24	0	0	0	0.0	0	0	W	20-17	
11/07	Packers	S	3	20	6.7	9	0	0	0	0.0	0	0	W	13-7	
11/14	at Raiders	P	2	27	13.5	27	0	1	3	3.0	3	0	W	41-14	
11/21	Cowboys	P	2	25	12.5	13	0	0	0	0.0	0	0	W	19-9	
12/05	Broncos	P	1	12	12.0	12	0	0	0	0.0	0	0	W	22-9	
12/12	Raiders	P	2	59	29.5	44	0	1	0	0.0	0	0	W	48-9	
2021 TOTALS		13-7	45	495	11.0	49	1	6	36	6.0	24	0	9-4		



DARIUS HARRIS

LINEBACKER #47
MIDDLE TENNESSEE STATE



2ND YEAR IN
THE NFL

2ND YEAR WITH
THE CHIEFS

HEIGHT: 6'2"
WEIGHT: 240
DRAFTED: CFA-19
BIRTHDAY: 1/17/96

DARIUS HARRIS' NFL REGULAR SEASON DEFENSIVE STATISTICS

DATE	TEAM	GP	TACKLES							INTERCEPTIONS					O. FUMB				ST				MISC				
			GS	TK	S	A	TFL	YDS	SK	YDS	QBH	NO	YDS	LG	TD	PD	FF	FR	TD	YDS	TK	S	A	FF	FR	S	A
2019	Chiefs	0	0	0	0	0	0	0	0.0	0.0	0	0	0	0	0	0	0	0	0	0	0	0	0	0	0	0	0
2020	Chiefs	4	2	14	11	3	0	0	0.0	0.0	0	0	0	0	1	0	1	0	15	0	0	0	0	0	0	0	0
2021	Chiefs	6	0	0	0	0	0	0	0.0	0.0	0	0	0	0	0	0	0	0	0	1	1	0	0	0	0	0	0
NFL TOTALS		10	2	14	11	3	0	0	0.0	0.0	0	0	0	0	1	0	1	0	15	1	1	0	0	0	0	0	0

2021 GAME-BY-GAME REGULAR-SEASON STATISTICS (CHIEFS)

DATE	OPPONENT	P/S	TACKLES							INTERCEPTIONS					O. FUMB				ST				MISC					
			TK	S	A	SK	YDS	TFL	YDS	QBH	NO	YDS	LG	TD	PD	FF	FR	TD	YDS	TK	S	A	FF	FR	S	A	W/L	SCORE
09/12	Browns	P	0	0	0	0.0	0.0	0	0	0	0	0	0	0	0	0	0	0	0	0	0	0	0	0	0	0	W	33-29
09/19	at Ravens	P	0	0	0	0.0	0.0	0	0	0	0	0	0	0	0	0	0	0	0	0	0	0	0	0	0	0	L	35-36
09/26	Chargers	P	0	0	0	0.0	0.0	0	0	0	0	0	0	0	0	0	0	0	0	0	0	0	0	0	0	0	L	24-30
10/03	at Eagles	P	0	0	0	0.0	0.0	0	0	0	0	0	0	0	0	0	0	0	0	0	0	0	0	0	0	0	W	42-30
10/10	Bills																									L	20-38	
10/17	at Washington																									W	31-13	
10/24	at Titans																									L	3-27	
11/01	Giants																									W	20-17	
11/07	Packers																									W	13-7	
11/14	at Raiders																									W	41-14	
11/21	Cowboys																									W	19-9	
12/05	Broncos																									W	22-9	
12/12	Raiders																									W	48-9	
2021 TOTALS		4-0	0	0	0	0.0	0.0	0	0	0	0	0	0	0	0	0	0	0	0	0	0	0	0	0	0	0	9-4	

UPDATED PLAYER BIOS



**CHAD
HENNE**

**QUARTERBACK #4
MICHIGAN**



14TH YEAR IN
THE NFL

4TH YEAR WITH
THE CHIEFS

HEIGHT: 6'3"
WEIGHT: 215
DRAFTED: UFA-18
BIRTHDAY: 2/7/85

CHAD HENNE'S NFL REGULAR SEASON PASSING STATISTICS

DATE	TEAM	GP	GS	ATT.	CMP.	PCT.	YDS	AVG.	TD	INT.	LG	SK	LST	RATE
2008	Dolphins	3	0	12	7	58.3	67	5.6	0	0	19	0	0	74.0
2009	Dolphins	14	13	451	274	60.8	2,878	6.4	12	14	67	26	176	75.2
2010	Dolphins	15	14	490	301	61.4	3,301	6.7	15	19	57t	30	178	75.4
2011	Dolphins	4	4	112	64	57.1	868	7.8	4	4	41	11	67	79.0
2012	Jaguars	10	6	308	166	53.9	2,084	6.8	11	11	81t	28	169	72.2
2013	Jaguars	15	13	503	305	60.6	3,241	6.4	13	14	62t	38	243	76.5
2014	Jaguars	3	3	78	42	53.8	492	6.3	3	1	63t	16	105	80.7
2015	Jaguars	0	0	0	0	0.0	0	0.0	0	0	0	0	0	0.0
2016	Jaguars	1	0	0	0	0.0	0	0.0	0	0	0	0	0	0.0
2017	Jaguars	2	0	2	0	0.0	0	0.0	0	0	0	0	0	39.6
2018	Chiefs	1	0	3	2	66.7	29	9.7	0	0	22	0	0	97.9
2019	Chiefs	0	0	0	0	0.0	0	0.0	0	0	0	0	0	0.0
2020	Chiefs	3	1	38	28	73.7	248	6.5	2	0	37	2	4	108.2
2021	Chiefs	3	0	16	11	68.8	82	5.1	0	0	17	0	0	80.7
TOTALS		74	54	2,013	1,200	59.6	13,290	6.6	60	63	81T	151	942	76.2

CHAD HENNE'S NFL REGULAR SEASON RUSHING STATISTICS

DATE	TEAM	NO.	YDS.	AVG.	LG	TD
2008	Dolphins	0	0	0.0	0	0
2009	Dolphins	16	32	2.0	12	1
2010	Dolphins	35	52	1.5	10	0
2011	Dolphins	15	112	7.5	20	1
2012	Jaguars	19	64	3.4	15	1
2013	Jaguars	27	77	2.9	14	0
2014	Jaguars	4	25	6.3	12	0
2015	Jaguars	0	0	0.0	0	0
2016	Jaguars	1	-2	-2.0	0	0
2017	Jaguars	5	-5	-1.0	0	0
2018	Chiefs	1	3	3.0	3	0
2019	Chiefs	0	0	0.0	0	0
2020	Chiefs	7	-2	-0.3	1t	1
2021	Chiefs	6	0	0.0	4	0
TOTALS		136	356	2.6	20	4

UPDATED PLAYER BIOS

2021 GAME-BY-GAME REGULAR-SEASON STATISTICS (CHIEFS)

DATE	OPPONENT	P/S	PASSING										RUSHING				W/L	SCORE				
			ATT	CMP	YDS	PCT	Y/A	Y/C	TD	INT	LG	SK/YD	RATE	ATT	YDS	LG			TD			
09/12	Browns																				W	33-29
09/19	at Ravens																				L	35-36
09/26	Chargers																				L	24-30
10/03	at Eagles																				W	42-30
10/10	Bills																				L	20-38
10/17	at Washington																				W	31-13
10/24	at Titans	P	16	11	82	68.8	5.1	7.5	0	0	17	0/0	80.7	1	4	4	0				L	3-27
11/01	Giants																				W	20-17
11/07	Packers																				W	13-7
11/14	at Raiders	P	0	0	0	0.0	0.0	0.0	0	0	0	0/0	0.0	2	-2	-1	0				W	41-14
11/21	Cowboys																				W	19-9
12/05	Broncos																				W	22-9
12/12	Raiders	P	0	0	0	0.0	0.0	0.0	0	0	0	0/0	0.0	3	-2	0	0				W	48-9
2021 TOTALS		3-0	16	11	82	68.8	5.1	7.5	0	0	17	0/0	80.7	6	0	4	0				9-4	



TYREEK HILL

WIDE RECEIVER #10
WEST ALABAMA



6TH YEAR IN
THE NFL

6TH YEAR WITH
THE CHIEFS

HEIGHT: 5'10"
WEIGHT: 185
DRAFTED: D5B-16
BIRTHDAY: 1/3/94

TYREEK HILL'S NFL REGULAR SEASON RUSHING/RECEIVING STATISTICS

DATE	TEAM	GP	GS	RECEIVING					RUSHING				
				NO.	YDS.	AVG.	LG	TD	NO.	YDS.	AVG.	LG	TD
2016	Chiefs	16	1	61	593	9.7	49	6	24	267	11.1	70t	3
2017	Chiefs	15	13	75	1,183	15.8	79t	7	17	59	3.5	16	0
2018	Chiefs	16	16	87	1,479	17.0	75t	12	22	151	6.9	33	1
2019	Chiefs	12	12	58	860	14.8	57t	7	8	23	2.9	5	0
2020	Chiefs	15	15	87	1,276	14.7	75t	15	13	123	9.5	32t	2
2021	Chiefs	13	13	90	1,030	11.4	75t	8	8	94	11.8	33	0
NFL TOTALS		87	70	458	6,421	14.0	79T	55	92	717	7.8	70T	6


TYREEK HILL'S NFL REGULAR SEASON RETURN STATISTICS

DATE	TEAM	KICKOFF RETURNS					PUNT RETURNS					
		RET.	YDS.	AVG.	LG	TD	NO.	FC	YDS.	AVG.	LG	TD
2016	Chiefs	14	384	27.4	86t	1	39	8	592	15.2	95t	2
2017	Chiefs	0	0	0.0	0	0	25	9	204	8.2	82t	1
2018	Chiefs	0	0	0.0	0	0	20	3	213	10.7	91t	1
2019	Chiefs	0	0	0.0	0	0	1	0	0	0.0	0	0
2020	Chiefs	0	0	0.0	0	0	1	1	0	0.0	0	0
2021	Chiefs	0	0	0.0	0	0	0	0	0	0.0	0	0
NFL TOTALS		14	384	27.4	86T	1	86	21	1,009	11.7	95T	4

UPDATED PLAYER BIOS


2021 GAME-BY-GAME REGULAR-SEASON STATISTICS (CHIEFS)

DATE	OPPONENT	P/S	RECEIVING					RUSHING					W/L	SCORE
			NO.	YDS.	AVG.	LG	TD	NO.	YDS.	AVG.	LG	TD		
09/12	Browns	S	11	197	17.9	75t	1	1	4	4.0	4	0	W	33-29
09/19	at Ravens	S	3	14	4.7	7	0	1	15	15.0	15	0	L	35-36
09/26	Chargers	S	5	56	11.2	18	0	1	11	11.0	11	0	L	24-30
10/03	at Eagles	S	11	186	16.9	44t	3	0	0	0.0	0	0	W	42-30
10/10	Bills	S	7	63	9.0	17	0	1	15	15.0	15	0	L	20-38
10/17	at Washington	S	9	76	8.4	19	1	0	0	0.0	0	0	W	31-13
10/24	at Titans	S	6	49	8.2	17	0	1	18	18.0	18	0	L	3-27
11/01	Giants	S	12	94	7.8	15	1	0	0	0.0	0	0	W	20-17
11/07	Packers	S	4	37	9.3	13	0	1	-4	-4.0	-4	0	W	13-7
11/14	at Raiders	S	7	83	11.9	32	2	1	2	2.0	2	0	W	41-14
11/21	Cowboys	S	9	77	8.6	23	0	1	33	33.0	33	0	W	19-9
12/05	Broncos	S	2	22	11.0	13	0	0	0	0.0	0	0	W	22-9
12/12	Raiders	S	4	76	19.0	38	0	0	0	0.0	0	0	W	48-9
2021 TOTALS		13-13	90	1,030	11.4	75T	8	8	94	11.8	33	0	9-4	



ANTHONY HITCHENS

LINEBACKER #53
IOWA



8TH YEAR IN THE NFL

4TH YEAR WITH THE CHIEFS

HEIGHT: 6'0"
WEIGHT: 231
DRAFTED: UFA-18
BIRTHDAY: 6/10/92

ANTHONY HITCHENS' NFL REGULAR SEASON DEFENSIVE STATISTICS

DATE	TEAM	GP	GS	TACKLES							INTERCEPTIONS					O. FUMB				ST			MISC				
				TK	S	A	TFL	YDS	SK	YDS	QBH	NO	YDS	LG	TD	PD	FF	FR	TD	YDS	TK	S	A	FF	FR	S	A
2014	Cowboys	16	11	73	57	16	3	5	0.0	0.0	2	1	8	8	0	4	0	0	0	0	2	2	0	0	0	0	0
2015	Cowboys	16	9	66	39	27	5	20	2.0	14.0	5	0	0	0	0	1	1	0	0	0	1	1	0	0	0	0	0
2016	Cowboys	16	16	78	39	39	4	21	1.5	12.0	5	0	0	0	0	1	0	0	0	0	0	0	0	0	0	0	0
2017	Cowboys	12	12	84	55	29	9	13	0.0	0.0	7	0	0	0	0	2	1	0	0	0	0	0	0	0	0	0	0
2018	Chiefs	15	15	135	81	54	7	26	0.0	0.0	2	0	0	0	0	0	1	0	0	0	0	0	0	0	0	0	0
2019	Chiefs	15	15	88	51	37	4	22	2.0	31.0	4	0	0	0	0	1	1	0	0	0	0	0	0	0	0	0	0
2020	Chiefs	14	14	78	44	34	2	7	0.0	0.0	4	0	0	0	0	1	0	0	0	0	0	0	0	0	0	0	0
2021	Chiefs	11	11	53	28	25	3	7	0.0	0.0	1	0	0	0	0	1	0	0	0	0	0	0	0	0	0	0	0
NFL TOTALS		115	103	655	394	261	37	121	5.5	57.0	30	1	8	8	0	11	4	0	0	0	3	3	0	0	0	0	0

2021 GAME-BY-GAME REGULAR-SEASON STATISTICS (CHIEFS)

DATE	OPPONENT	P/S	TACKLES							INTERCEPTIONS					O. FUMB				ST			W/L	SCORE					
			TK	S	A	SK	YDS	TFL	YDS	QBH	NO	YDS	LG	TD	PD	FF	FR	TD	YDS	TK	S			A	FF	FR	S	A
09/12	Browns	S	4	2	2	0.0	0.0	0	0	0	0	0	0	0	0	0	0	0	0	0	0	0	0	0	0	0	W	33-29
09/19	at Ravens	S	12	8	4	0.0	0.0	1	4	0	0	0	0	0	0	0	0	0	0	0	0	0	0	0	0	0	L	35-36
09/26	Chargers	S	5	4	1	0.0	0.0	1	2	0	0	0	0	0	1	0	0	0	0	0	0	0	0	0	0	L	24-30	
10/03	at Eagles	S	4	4	0	0.0	0.0	0	0	1	0	0	0	0	0	0	0	0	0	0	0	0	0	0	0	W	42-30	
10/10	Bills	S	6	4	2	0.0	0.0	0	0	0	0	0	0	0	0	0	0	0	0	0	0	0	0	0	0	L	20-38	
10/17	at Washington	S	1	0	1	0.0	0.0	0	0	0	0	0	0	0	0	0	0	0	0	0	0	0	0	0	0	W	31-13	
10/24	at Titans																									L	3-27	
11/01	Giants																									W	20-17	
11/07	Packers	S	7	2	5	0.0	0.0	1	1	0	0	0	0	0	0	0	0	0	0	0	0	0	0	0	0	W	13-7	
11/14	at Raiders	S	5	1	4	0.0	0.0	0	0	0	0	0	0	0	0	0	0	0	0	0	0	0	0	0	0	W	41-14	
11/21	Cowboys	S	3	0	3	0.0	0.0	0	0	0	0	0	0	0	0	0	0	0	0	0	0	0	0	0	0	W	19-9	
12/05	Broncos	S	5	2	3	0.0	0.0	0	0	0	0	0	0	0	0	0	0	0	0	0	0	0	0	0	0	W	22-9	
12/12	Raiders	S	1	1	0	0.0	0.0	0	0	0	0	0	0	0	0	0	0	0	0	0	0	0	0	0	0	W	48-9	
2021 TOTALS		11-11	53	28	25	0.0	0.0	3	7	1	0	0	0	0	1	0	0	0	0	0	0	0	0	0	0	9-4		



UPDATED PLAYER BIOS



MIKE HUGHES

CORNERBACK #21
UCF



4TH YEAR IN THE NFL

1ST YEAR WITH THE CHIEFS

HEIGHT: 5'10"
WEIGHT: 186
DRAFTED: T (MIN)-21
BIRTHDAY: 2/11/97

MIKE HUGHES' NFL REGULAR SEASON DEFENSIVE STATISTICS

DATE	TEAM	GP	GS	TACKLES						INTERCEPTIONS					O. FUMB					ST			MISC				
				TK	S	A	TFL	YDS	SK	YDS	QBH	NO	YDS	LG	TD	PD	FF	FR	TD	YDS	TK	S	A	FF	FR	S	A
2018	Vikings	6	2	21	18	3	1	0	0.0	0.0	0	1	28	28t	1	3	1	0	0	0	1	1	0	0	1	0	0
2019	Vikings	14	3	43	37	6	1	1	0.0	0.0	0	1	0	0	0	9	1	0	0	0	2	2	0	1	2	0	0
2020	Vikings	4	2	13	9	4	0	0	0.0	0.0	0	0	0	0	0	1	0	0	0	0	0	0	0	0	0	0	0
2021	Chiefs	13	3	32	27	5	0	0	0.0	0.0	0	1	0	0	0	5	4	1	1	23	2	2	0	0	0	0	0
NFL TOTALS		37	10	109	91	18	2	1	0.0	0.0	0	3	28	28T	1	18	6	1	1	23	5	5	0	1	3	0	0

2021 GAME-BY-GAME REGULAR-SEASON STATISTICS (CHIEFS)

DATE	OPPONENT	P/S	TACKLES						INTERCEPTIONS					O. FUMB					ST			MISC			W/L	SCORE			
			TK	S	A	SK	YDS	TFL	YDS	QBH	NO	YDS	LG	TD	PD	FF	FR	TD	YDS	TK	S	A	FF	FR			S	A	
09/12	Browns	P	2	2	0	0.0	0.0	0	0	0	1	0	0	0	1	0	0	0	0	0	0	0	0	0	0	0	0	W	33-29
09/19	at Ravens	P	2	1	1	0.0	0.0	0	0	0	0	0	0	0	0	1	0	0	0	0	0	0	0	0	0	0	L	35-36	
09/26	Chargers	P	2	1	1	0.0	0.0	0	0	0	0	0	0	0	1	0	0	0	0	0	0	0	0	0	0	0	L	24-30	
10/03	at Eagles	S	10	9	1	0.0	0.0	0	0	0	0	0	0	0	1	1	0	0	0	0	0	0	0	0	0	0	W	42-30	
10/10	Bills	P	0	0	0	0.0	0.0	0	0	0	0	0	0	0	0	0	0	0	0	0	0	0	0	0	0	0	L	20-38	
10/17	at Washington	P	4	4	0	0.0	0.0	0	0	0	0	0	0	0	0	0	0	0	0	0	0	0	0	0	0	0	W	31-13	
10/24	at Titans	P	0	0	0	0.0	0.0	0	0	0	0	0	0	0	0	0	0	0	0	0	0	0	0	0	0	0	L	3-27	
11/01	Giants	P	0	0	0	0.0	0.0	0	0	0	0	0	0	0	0	0	0	0	0	0	0	0	0	0	0	0	W	20-17	
11/07	Packers	P	0	0	0	0.0	0.0	0	0	0	0	0	0	0	0	0	0	0	0	0	0	0	0	0	0	0	W	13-7	
11/14	at Raiders	P	2	1	1	0.0	0.0	0	0	0	0	0	0	0	1	0	0	0	0	0	0	0	0	0	0	0	W	41-14	
11/21	Cowboys	P	1	1	0	0.0	0.0	0	0	0	0	0	0	0	1	0	0	0	0	0	0	0	0	0	0	0	W	19-9	
12/05	Broncos	S	0	0	0	0.0	0.0	0	0	0	0	0	0	0	0	0	0	0	0	0	0	0	0	0	0	0	W	22-9	
12/12	Raiders	S	9	8	1	0.0	0.0	0	0	0	0	0	0	0	0	2	1	1	23	0	0	0	0	0	0	0	W	48-9	
2021 TOTALS		13-3	32	27	5	0.0	0.0	0	0	0	1	0	0	0	5	4	1	1	23	2	2	0	0	0	0	0	9-4		

MIKE HUGHES' NFL REGULAR SEASON RETURN STATISTICS

DATE	TEAM	KICKOFF RETURNS						PUNT RETURNS					
		RET.	YDS.	AVG.	LG	TD	NO.	FC	YDS.	AVG.	LG	TD	
2018	Vikings	4	107	26.8	46	0	2	0	13	6.5	13	0	
2019	Vikings	0	0	0.0	0	0	14	9	104	7.4	23	0	
2020	Vikings	0	0	0.0	0	0	0	0	0	0.0	0	0	
2021	Chiefs	1	25	25.0	25	0	5	4	68	13.6	37	0	
NFL TOTALS		5	132	26.4	46	0	21	13	185	8.8	37	0	



UPDATED PLAYER BIOS

2021 GAME-BY-GAME REGULAR-SEASON STATISTICS (CHIEFS)

DATE	OPPONENT	P/S	RUSHING					RECEIVING					W/L	SCORE
			NO.	YDS.	AVG.	LG	TD	NO.	YDS.	AVG.	LG	TD		
09/12	Browns	P	0	0	0.0	0	0	0	0	0.0	0	0	W	33-29
09/19	at Ravens	P	0	0	0.0	0	0	0	0	0.0	0	0	L	35-36
09/26	Chargers	P	0	0	0.0	0	0	0	0	0.0	0	0	L	24-30
10/03	at Eagles	S	0	0	0.0	0	0	0	0	0.0	0	0	W	42-30
10/10	Bills	P	0	0	0.0	0	0	0	0	0.0	0	0	L	20-38
10/17	at Washington	P	0	0	0.0	0	0	0	0	0.0	0	0	W	31-13
10/24	at Titans	P	0	0	0.0	0	0	0	0	0.0	0	0	L	3-27
11/01	Giants	P	0	0	0.0	0	0	0	0	0.0	0	0	W	20-17
11/07	Packers	P	0	0	0.0	0	0	0	0	0.0	0	0	W	13-7
11/14	at Raiders	P	0	0	0.0	0	0	0	0	0.0	0	0	W	41-14
11/21	Cowboys	P	0	0	0.0	0	0	0	0	0.0	0	0	W	19-9
12/05	Broncos	S	0	0	0.0	0	0	0	0	0.0	0	0	W	22-9
12/12	Raiders	S	0	0	0.0	0	0	0	0	0.0	0	0	W	48-9
2021 TOTALS		13-3	0	0	0.0	0	0	0	0	0.0	0	0	9-4	



CREED HUMPHREY

OFFENSIVE LINEMAN #52
OKLAHOMA

ROOKIE

HEIGHT: 6'5"
WEIGHT: 309
DRAFTED: D2B-21
BIRTHDAY: 6/28/99



CREED HUMPHREY'S NFL REGULAR SEASON STATISTICS

DATE	TEAM	GP	GS
2021	Chiefs	13	13
NFL TOTALS		13	13

2021 GAME-BY-GAME REGULAR-SEASON STATISTICS (CHIEFS)

DATE	OPPONENT	P/S	W/L	SCORE
09/12	Browns	S	W	33-29
09/19	at Ravens	S	L	35-36
09/26	Chargers	S	L	24-30
10/03	at Eagles	S	W	42-30
10/10	Bills	S	L	20-38
10/17	at Washington	S	W	31-13
10/24	at Titans	S	L	3-27
11/01	Giants	S	W	20-17
11/07	Packers	S	W	13-7
11/14	at Raiders	S	W	41-14
11/21	Cowboys	S	W	19-9
12/05	Broncos	S	W	22-9
12/12	Raiders	S	W	48-9
2021 TOTALS		13-13	9-4	

UPDATED PLAYER BIOS



MELVIN INGRAM III

LINEBACKER/DEFENSIVE END #24
SOUTH CAROLINA



10TH YEAR IN THE NFL

1ST YEAR WITH THE CHIEFS

HEIGHT: 6'2"
WEIGHT: 247
DRAFTED: T (PIT)-21
BIRTHDAY: 4/26/89

MELVIN INGRAM III'S NFL REGULAR SEASON DEFENSIVE STATISTICS

DATE	TEAM	GP	GS	TACKLES							INTERCEPTIONS					O. FUMB				ST			MISC					
				TK	S	A	TFL	YDS	SK	YDS	QBH	NO	YDS	LG	TD	PD	FF	FR	TD	YDS	TK	S	A	FF	FR	S	A	
2012	Chargers	16	2	29	16	13	4	0	1.0	6.0	3	0	0	0	0	5	1	0	0	0	12	11	1	0	0	0	0	
2013	Chargers	4	1	8	4	4	1	0	1.0	0.0	1	0	0	0	0	0	1	0	0	0	0	0	0	0	0	0	0	
2014	Chargers	9	9	29	21	8	5	20	4.0	31.0	7	0	0	0	0	1	2	1	0	0	0	0	0	0	0	0	0	
2015	Chargers	16	16	65	52	13	14	70	10.5	73.5	20	0	0	0	0	6	3	1	0	0	0	0	0	0	0	0	0	
2016	Chargers	16	16	60	46	14	10	49	8.0	62.0	19	0	0	0	0	5	4	0	0	0	0	0	0	0	0	0	0	
2017	Chargers	16	16	56	43	13	17	84	10.5	87.5	25	0	0	0	0	1	1	2	1	39	0	0	0	0	0	0	0	
2018	Chargers	16	16	43	28	15	8	41	7.0	54.5	16	1	8	8	0	3	1	2	0	4	0	0	0	0	0	0	0	
2019	Chargers	13	13	48	39	9	11	49	7.0	42.5	12	1	9	9	0	5	0	1	0	2	0	0	0	0	0	0	0	
2020	Chargers	7	7	10	5	5	0	0	0.0	0.0	5	1	0	0	0	2	0	0	0	0	0	0	0	0	0	0	0	
2021	Steelers	6	1	10	5	5	2	11	1.0	8.0	6	0	0	0	0	1	0	0	0	0	0	0	0	0	0	0	0	
		Went from Pittsburgh to Kansas City.																										
2021	Chiefs	5	2	7	2	5	1	1	1.0	7.0	3	0	0	0	0	0	0	0	0	0	0	0	0	0	0	0	0	0
2021	TOTAL	11	3	17	7	10	3	12	2.0	15.0	9	0	0	0	0	1	0	0	0	0	0	0	0	0	0	0	0	0
NFL TOTALS		124	99	365	261	104	73	325	51.0	372.0	117	3	17	9	0	29	13	7	1	45	12	11	1	0	0	0	0	0

2021 GAME-BY-GAME REGULAR-SEASON STATISTICS (STEELERS/CHIEFS)

DATE	OPPONENT	P/S	TACKLES							INTERCEPTIONS					O. FUMB				ST			MISC			SCORE				
			TK	S	A	SK	YDS	TFL	YDS	QBH	NO	YDS	LG	TD	PD	FF	FR	TD	YDS	TK	S	A	FF	FR		S	A	W/L	
09/12	at Bills	P	1	1	0	0.0	0.0	1	3	1	0	0	0	0	1	0	0	0	0	0	0	0	0	0	0	0	0	W	23-16
09/19	Raiders	P	4	1	3	1.0	8.0	1	8	3	0	0	0	0	0	0	0	0	0	0	0	0	0	0	0	0	L	17-26	
09/26	Bengals	S	3	2	1	0.0	0.0	0	0	0	0	0	0	0	0	0	0	0	0	0	0	0	0	0	0	L	10-24		
10/03	at Packers	P	1	1	0	0.0	0.0	0	0	2	0	0	0	0	0	0	0	0	0	0	0	0	0	0	0	L	17-27		
10/10	Broncos	P	1	0	1	0.0	0.0	0	0	0	0	0	0	0	0	0	0	0	0	0	0	0	0	0	0	W	27-19		
10/17	Seahawks	P	0	0	0	0.0	0.0	0	0	0	0	0	0	0	0	0	0	0	0	0	0	0	0	0	0	W	23-20+		
10/31	at Browns																									W	15-10		
INACTIVE																													
Went from Steelers to Chiefs.																													
11/07	Packers	P	1	0	1	0.0	0.0	0	0	0	0	0	0	0	0	0	0	0	0	0	0	0	0	0	0	W	13-7		
11/14	at Raiders	P	1	0	1	0.0	0.0	0	0	0	0	0	0	0	0	0	0	0	0	0	0	0	0	0	0	W	41-14		
11/21	Cowboys	P	1	1	0	0.0	0.0	0	0	0	0	0	0	0	0	0	0	0	0	0	0	0	0	0	0	W	19-9		
12/05	Broncos	S	3	1	2	0.5	3.5	1	1	2	0	0	0	0	0	0	0	0	0	0	0	0	0	0	0	W	22-9		
12/12	Raiders	S	1	0	1	0.5	3.5	0	0	1	0	0	0	0	0	0	0	0	0	0	0	0	0	0	0	W	48-9		
2021 TOTALS		11-3	17	7	10	2.0	15.0	3	12	9	0	0	0	0	1	0	0	0	0	0	0	0	0	0	0	9-3			

+ - Overtime




UPDATED PLAYER BIOS



JOSH JACKSON

DEFENSIVE BACK #20
IOWA



4TH YEAR IN THE NFL

1ST YEAR WITH THE CHIEFS

HEIGHT: 6'0"
WEIGHT: 196
DRAFTED: FA-21
BIRTHDAY: 4/3/96

JOSH JACKSON'S NFL REGULAR SEASON DEFENSIVE STATISTICS

DATE	TEAM	GP	GS	TACKLES							INTERCEPTIONS					O. FUMB				ST			MISC				
				TK	S	A	TFL	YDS	SK	YDS	QBH	NO	YDS	LG	TD	PD	FF	FR	TD	YDS	TK	S	A	FF	FR	S	A
2018	Packers	16	10	45	35	10	1	1	0.0	0.0	0	0	0	0	0	10	0	0	0	0	4	4	0	0	1	0	0
2019	Packers	14	0	6	6	0	0	0	0.0	0.0	0	0	0	0	0	0	0	0	0	5	5	0	0	0	0	0	
2020	Packers	12	5	24	21	3	1	1	0.0	0.0	0	0	0	0	2	0	0	0	0	2	0	2	0	0	0	0	
2021	Packers	0	0	0	0	0	0	0	0.0	0.0	0	0	0	0	0	0	0	0	0	0	0	0	0	0	0	0	
Went from Green Bay to Kansas City .																											
2021	Chiefs	0	0	1	0	1	0	0	0.0	0.0	0	0	0	0	0	0	0	0	0	0	0	0	0	0	0	0	0
2021	TOTAL	0	0	1	0	1	0	0	0.0	0.0	0	0	0	0	0	0	0	0	0	0	0	0	0	0	0	0	
NFL TOTALS		42	15	76	62	14	2	2	0.0	0.0	0	0	0	0	12	0	0	0	0	11	9	2	0	1	0	0	

2021 GAME-BY-GAME REGULAR-SEASON STATISTICS (PACKERS/CHIEFS)

DATE	OPPONENT	P/S	TACKLES							INTERCEPTIONS					O. FUMB				ST			MISC		W/L	SCORE		
			TK	S	A	SK	YDS	TFL	YDS	QBH	NO	YDS	LG	TD	PD	FF	FR	TD	YDS	TK	S	A	FF			FR	S
09/12	at Saints																									L	3-38
09/20	Lions																									W	35-17
09/26	at 49ers																									W	30-28
10/03	Steelers																									W	27-17
10/10	at Bengals																									W	25-22+
10/17	at Bears																									W	24-14
10/24	Washington																									W	24-10
10/28	at Cardinals																									W	24-21
11/07	at Chiefs																									L	7-13
11/14	Seahawks																									W	17-0
11/21	at Vikings																									L	31-34
11/28	Rams																									W	36-28
12/05	Broncos																									W	22-9
Went from Packers to Chiefs . PRACTICE SQUAD																											
2021 TOTALS			0	0	0	0	0	0	0	0	0	0	0	0	0	0	0	0	0	0	0	0	0	0	0	0	10-3

+ - Overtime



UPDATED PLAYER BIOS

TRAVIS KELCE'S NFL REGULAR SEASON RUSHING/RECEIVING STATISTICS

DATE	TEAM	GP	GS	RECEIVING					RUSHING				
				NO.	YDS.	AVG.	LG	TD	NO.	YDS.	AVG.	LG	TD
2013	Chiefs	1	0	0	0	0.0	0	0	0	0	0.0	0	0
2014	Chiefs	16	11	67	862	12.9	34	5	0	0	0.0	0	0
2015	Chiefs	16	16	72	875	12.2	42t	5	0	0	0.0	0	0
2016	Chiefs	16	15	85	1,125	13.2	80t	4	1	-5	-5.0	-5	0
2017	Chiefs	15	15	83	1,038	12.5	44	8	2	7	3.5	4	0
2018	Chiefs	16	16	103	1,336	13.0	43	10	0	0	0.0	0	0
2019	Chiefs	16	16	97	1,229	12.7	47	5	1	4	4.0	4t	1
2020	Chiefs	15	15	105	1,416	13.5	45	11	0	0	0.0	0	0
2021	Chiefs	13	13	73	875	12.0	46t	5	1	4	4.0	4t	1
NFL TOTALS		124	117	685	8,756	12.8	80T	53	5	10	2.0	4T	2

2021 GAME-BY-GAME REGULAR-SEASON STATISTICS (CHIEFS)

DATE	OPPONENT	P/S	RECEIVING					RUSHING					W/L	SCORE
			NO.	YDS.	AVG.	LG	TD	NO.	YDS.	AVG.	LG	TD		
09/12	Browns	S	6	76	12.7	19	2	0	0	0.0	0	0	W	33-29
09/19	at Ravens	S	7	109	15.6	46t	1	0	0	0.0	0	0	L	35-36
09/26	Chargers	S	7	104	14.9	28	0	0	0	0.0	0	0	L	24-30
10/03	at Eagles	S	4	23	5.8	10	0	0	0	0.0	0	0	W	42-30
10/10	Bills	S	6	57	9.5	15	1	0	0	0.0	0	0	L	20-38
10/17	at Washington	S	8	99	12.4	20	0	0	0	0.0	0	0	W	31-13
10/24	at Titans	S	7	65	9.3	24	0	0	0	0.0	0	0	L	3-27
11/01	Giants	S	4	27	6.8	14	0	0	0	0.0	0	0	W	20-17
11/07	Packers	S	5	68	13.6	25	1	0	0	0.0	0	0	W	13-7
11/14	at Raiders	S	8	119	14.9	30	0	0	0	0.0	0	0	W	41-14
11/21	Cowboys	S	5	74	14.8	24	0	1	4	4.0	4t	1	W	19-9
12/05	Broncos	S	3	27	9.0	14	0	0	0	0.0	0	0	W	22-9
12/12	Raiders	S	3	27	9.0	19	0	0	0	0.0	0	0	W	48-9
2021 TOTALS		13-13	73	875	12.0	46T	5	1	4	4.0	4T	1	9-4	

TRAVIS KELCE'S NFL REGULAR SEASON PASSING/RUSHING STATISTICS

DATE	TEAM	GP	GS	PASSING										RUSHING					
				ATT.	CMP.	PCT.	YDS	AVG.	TD	INT.	LG	SK	LST	RATE	NO.	YDS.	AVG.	LG	TD
2013	Chiefs	1	0	0	0	0.0	0	0.0	0	0	0	0	0	0.0	0	0	0.0	0	0
2014	Chiefs	16	11	0	0	0.0	0	0.0	0	0	0	0	0	0.0	0	0	0.0	0	0
2015	Chiefs	16	16	0	0	0.0	0	0.0	0	0	0	0	0	0.0	0	0	0.0	0	0
2016	Chiefs	16	15	0	0	0.0	0	0.0	0	0	0	0	0	0.0	1	-5	-5.0	0	0
2017	Chiefs	15	15	1	0	0.0	0	0.0	0	1	0	0	0	0.0	2	7	3.5	4	0
2018	Chiefs	16	16	0	0	0.0	0	0.0	0	0	0	0	0	0.0	0	0	0.0	0	0
2019	Chiefs	16	16	0	0	0.0	0	0.0	0	0	0	0	0	0.0	1	4	4.0	4t	1
2020	Chiefs	15	15	2	1	50.0	4	2.0	0	0	4	0	0	56.3	0	0	0.0	0	0
2021	Chiefs	13	13	0	0	0.0	0	0.0	0	0	0	0	0	0.0	1	4	4.0	4t	1
TOTALS		124	117	3	1	33.3	4	1.3	0	1	4	0	0	2.8	5	10	2.0	4T	2

2021 GAME-BY-GAME REGULAR-SEASON STATISTICS (CHIEFS)

DATE	OPPONENT	P/S	PASSING										RUSHING					W/L	SCORE	
			ATT	CMP	YDS	PCT	Y/A	Y/C	TD	INT	LG	SK/YD	RATE	ATT	YDS	LG	TD			
09/12	Browns	S	0	0	0	0.0	0.0	0.0	0	0	0	0/0	0.0	0	0	0	0	0	W	33-29
09/19	at Ravens	S	0	0	0	0.0	0.0	0.0	0	0	0	0/0	0.0	0	0	0	0	L	35-36	
09/26	Chargers	S	0	0	0	0.0	0.0	0.0	0	0	0	0/0	0.0	0	0	0	0	L	24-30	
10/03	at Eagles	S	0	0	0	0.0	0.0	0.0	0	0	0	0/0	0.0	0	0	0	0	W	42-30	
10/10	Bills	S	0	0	0	0.0	0.0	0.0	0	0	0	0/0	0.0	0	0	0	0	L	20-38	
10/17	at Washington	S	0	0	0	0.0	0.0	0.0	0	0	0	0/0	0.0	0	0	0	0	W	31-13	
10/24	at Titans	S	0	0	0	0.0	0.0	0.0	0	0	0	0/0	0.0	0	0	0	0	L	3-27	
11/01	Giants	S	0	0	0	0.0	0.0	0.0	0	0	0	0/0	0.0	0	0	0	0	W	20-17	
11/07	Packers	S	0	0	0	0.0	0.0	0.0	0	0	0	0/0	0.0	0	0	0	0	W	13-7	
11/14	at Raiders	S	0	0	0	0.0	0.0	0.0	0	0	0	0/0	0.0	0	0	0	0	W	41-14	
11/21	Cowboys	S	0	0	0	0.0	0.0	0.0	0	0	0	0/0	0.0	1	4	4t	1	W	19-9	
12/05	Broncos	S	0	0	0	0.0	0.0	0.0	0	0	0	0/0	0.0	0	0	0	0	W	22-9	
12/12	Raiders	S	0	0	0	0.0	0.0	0.0	0	0	0	0/0	0.0	0	0	0	0	W	48-9	
2021 TOTALS		13-13	0	0	0	0.0	0.0	0.0	0	0	0	0/0	0.0	1	4	4T	1	9-4		



UPDATED PLAYER BIOS



MARCUS KEMP

WIDE RECEIVER #85
HAWAII



4TH YEAR IN THE NFL

5TH YEAR WITH THE CHIEFS

HEIGHT: 6'4"
WEIGHT: 208
DRAFTED: CFA-17
BIRTHDAY: 8/14/95

MARCUS KEMP'S NFL REGULAR SEASON RUSHING/RECEIVING STATISTICS

DATE	TEAM	GP	GS	RECEIVING					RUSHING				
				NO.	YDS.	AVG.	LG	TD	NO.	YDS.	AVG.	LG	TD
2017	Chiefs	1	0	0	0	0.0	0	0	0	0	0.0	0	0
2018	Chiefs	16	0	1	7	7.0	7	0	0	0	0.0	0	0
2019	Chiefs	0	0	0	0	0.0	0	0	0	0	0.0	0	0
2020	Chiefs	10	0	1	11	11.0	11	0	0	0	0.0	0	0
Went from Kansas City to Miami .													
2020	Dolphins	1	0	0	0	0.0	0	0	0	0	0.0	0	0
2020	TOTAL	11	0	1	11	11.0	11	0	0	0	0.0	0	0
2021	Chiefs	12	0	2	24	12.0	16	0	0	0	0.0	0	0
NFL TOTALS		40	0	4	42	10.5	16	0	0	0	0.0	0	0

2021 GAME-BY-GAME REGULAR-SEASON STATISTICS (CHIEFS)

DATE	OPPONENT	P/S	RECEIVING					RUSHING					W/L	SCORE	
			NO.	YDS.	AVG.	LG	TD	NO.	YDS.	AVG.	LG	TD			
09/12	Browns	P	0	0	0.0	0	0	0	0	0.0	0	0	0	W	33-29
09/19	at Ravens	P	0	0	0.0	0	0	0	0	0.0	0	0	0	L	35-36
09/26	Chargers	P	0	0	0.0	0	0	0	0	0.0	0	0	0	L	24-30
10/03	at Eagles	P	0	0	0.0	0	0	0	0	0.0	0	0	0	W	42-30
10/10	Bills	P	0	0	0.0	0	0	0	0	0.0	0	0	0	L	20-38
10/17	at Washington	P	0	0	0.0	0	0	0	0	0.0	0	0	0	W	31-13
10/24	at Titans	P	1	8	8.0	8	0	0	0	0.0	0	0	0	L	3-27
11/01	Giants	P	0	0	0.0	0	0	0	0	0.0	0	0	0	W	20-17
11/07	Packers	P	0	0	0.0	0	0	0	0	0.0	0	0	0	W	13-7
11/14	at Raiders	P	1	16	16.0	16	0	0	0	0.0	0	0	0	W	41-14
11/21	Cowboys		DID NOT PLAY										W	19-9	
12/05	Broncos	P	0	0	0.0	0	0	0	0	0.0	0	0	0	W	22-9
12/12	Raiders	P	0	0	0.0	0	0	0	0	0.0	0	0	0	W	48-9
2021 TOTALS		12-0	2	24	12.0	16	0	0	0	0.0	0	0	0	9-4	



UPDATED PLAYER BIOS



DEVON KEY

DEFENSIVE BACK #42
WESTERN KENTUCKY

ROOKIE

HEIGHT: 6'1"
WEIGHT: 204
DRAFTED: CFA-21
BIRTHDAY: 10/28/97



DEVON KEY'S NFL REGULAR SEASON DEFENSIVE STATISTICS

DATE	TEAM	GP	GS	TACKLES						INTERCEPTIONS						O. FUMB				ST				MISC				
				TK	S	A	TFL	YDS	SK	YDS	QBH	NO	YDS	LG	TD	PD	FF	FR	TD	YDS	TK	S	A	FF	FR	S	A	
2021	Chiefs	0	0	0	0	0	0	0	0	0.0	0.0	0	0	0	0	0	0	0	0	0	0	0	0	0	0	0	0	0
NFL TOTALS		0	0	0	0	0	0	0	0	0.0	0.0	0	0	0	0	0	0	0	0	0	0	0	0	0	0	0	0	

2021 GAME-BY-GAME REGULAR-SEASON STATISTICS (CHIEFS)

DATE	OPPONENT	P/S	TACKLES						INTERCEPTIONS						O. FUMB				ST				MISC		W/L	SCORE		
			TK	S	A	SK	YDS	TFL	YDS	QBH	NO	YDS	LG	TD	PD	FF	FR	TD	YDS	TK	S	A	FF	FR			S	A
09/12	Browns																										W	33-29
09/19	at Ravens																										L	35-36
09/26	Chargers																										L	24-30
10/03	at Eagles																										W	42-30
10/10	Bills																										L	20-38
10/17	at Washington																										W	31-13
10/24	at Titans																										L	3-27
11/01	Giants																										W	20-17
11/07	Packers																										W	13-7
11/14	at Raiders																										W	41-14
11/21	Cowboys																										W	19-9
12/05	Broncos																										W	22-9
12/12	Raiders																										W	48-9
2021 TOTALS			0	0	0	0	0.0	0.0	0	0	0	0	0	0	0	0	0	0	0	0	0	0	0	0	0	0	9-4	



CHRIS LAMMONS

CORNERBACK #26
SOUTH CAROLINA

2ND YEAR IN THE NFL

3RD YEAR WITH THE CHIEFS

HEIGHT: 5'10"
WEIGHT: 182
DRAFTED: FA-19
BIRTHDAY: 1/31/96



UPDATED PLAYER BIOS

CHRIS LAMMONS' NFL REGULAR SEASON DEFENSIVE STATISTICS

DATE	TEAM	GP	GS	TACKLES							INTERCEPTIONS					O. FUMB				ST				MISC							
				TK	S	A	TFL	YDS	SK	YDS	QBH	NO	YDS	LG	TD	PD	FF	FR	TD	YDS	TK	S	A	FF	FR	S	A				
2018	Saints	0	0	0	0	0	0	0	0	0.0	0.0	0	0	0	0	0	0	0	0	0	0	0	0	0	0	0	0	0	0	0	0
Went from New Orleans to Miami .																															
2018	Dolphins	0	0	0	0	0	0	0	0	0.0	0.0	0	0	0	0	0	0	0	0	0	0	0	0	0	0	0	0	0	0	0	0
2018	TOTAL	0	0	0	0	0	0	0	0	0.0	0.0	0	0	0	0	0	0	0	0	0	0	0	0	0	0	0	0	0	0	0	0
2019	Dolphins	12	0	12	7	5	0	0	0.0	0.0	0	1	0	0	0	3	0	0	0	0	0	1	1	0	0	0	0	0	0	0	0
Went from Miami to Kansas City .																															
2019	Chiefs	0	0	0	0	0	0	0	0	0.0	0.0	0	0	0	0	0	0	0	0	0	0	0	0	0	0	0	0	0	0	0	0
2019	TOTAL	12	0	12	7	5	0	0	0.0	0.0	0	1	0	0	0	3	0	0	0	0	1	1	0	0	0	0	0	0	0	0	0
2020	Chiefs	2	0	0	0	0	0	0	0	0.0	0.0	0	0	0	0	0	0	0	0	0	0	0	0	0	0	0	0	0	0	0	0
2021	Chiefs	12	0	3	0	3	0	0	0	0.0	0.0	0	0	0	0	0	0	0	0	0	3	3	0	0	1	0	0	0	0	0	0
NFL TOTALS		26	0	15	7	8	0	0	0.0	0.0	0	1	0	0	0	3	0	0	0	0	4	4	0	0	1	0	0	0	0	0	

2021 GAME-BY-GAME REGULAR-SEASON STATISTICS (CHIEFS)

DATE	OPPONENT	P/S	TACKLES							INTERCEPTIONS					O. FUMB				ST				MISC		W/L/T	SCORE																			
			TK	S	A	SK	YDS	TFL	YDS	QBH	NO	YDS	LG	TD	PD	FF	FR	TD	YDS	TK	S	A	FF	FR			S	A																	
09/12	Browns	P	0	0	0	0.0	0.0	0	0	0	0	0	0	0	0	0	0	0	0	2	2	0	0	0	0	0	0	0	0	0	0	W	33-29												
09/19	at Ravens	P	0	0	0	0.0	0.0	0	0	0	0	0	0	0	0	0	0	0	0	0	0	0	0	0	0	0	0	0	0	0	0	L	35-36												
09/26	Chargers	P	0	0	0	0.0	0.0	0	0	0	0	0	0	0	0	0	0	0	0	0	0	0	0	0	0	0	0	0	0	0	L	24-30													
10/03	at Eagles	P	0	0	0	0.0	0.0	0	0	0	0	0	0	0	0	0	0	0	0	0	0	0	0	0	0	0	0	0	0	0	W	42-30													
10/10	Bills	P	0	0	0	0.0	0.0	0	0	0	0	0	0	0	0	0	0	0	0	0	0	0	0	0	0	0	0	0	0	0	L	20-38													
10/17	at Washington	P	0	0	0	0.0	0.0	0	0	0	0	0	0	0	0	0	0	0	0	0	0	0	0	0	0	0	0	0	0	0	W	31-13													
10/24	at Titans	P	0	0	0	0.0	0.0	0	0	0	0	0	0	0	0	0	0	0	0	0	0	0	0	0	0	0	0	0	0	0	L	3-27													
11/01	Giants	P	0	0	0	0.0	0.0	0	0	0	0	0	0	0	0	0	0	0	0	0	0	0	0	0	0	0	0	0	0	0	W	20-17													
11/07	Packers	P	0	0	0	0.0	0.0	0	0	0	0	0	0	0	0	0	0	0	0	0	0	0	0	1	0	0	0	0	0	W	13-7														
11/14	at Raiders	P	3	0	3	0.0	0.0	0	0	0	0	0	0	0	0	0	0	0	0	0	0	0	0	0	0	0	0	0	0	0	W	41-14													
11/21	Cowboys	P	0	0	0	0.0	0.0	0	0	0	0	0	0	0	0	0	0	0	0	1	1	0	0	0	0	0	0	0	0	0	W	19-9													
12/05	Broncos	P	0	0	0	0.0	0.0	0	0	0	0	0	0	0	0	0	0	0	0	0	0	0	0	0	0	0	0	0	0	0	W	22-9													
12/12	Raiders		DID NOT PLAY																																									W	48-9
2021 TOTALS		12-0	3	0	3	0.0	0.0	0	0	0	0	0	0	0	0	0	0	0	0	0	3	3	0	1	0	0	0	0	0	9-4															




KYLE LONG

OFFENSIVE LINEMAN #69
OREGON

8TH YEAR IN THE NFL

1ST YEAR WITH THE CHIEFS

HEIGHT: 6'6"
WEIGHT: 332
DRAFTED: FA-21
BIRTHDAY: 12/5/88



KYLE LONG'S NFL REGULAR SEASON STATISTICS

DATE	TEAM	GP	GS
2013	Bears	16	16
2014	Bears	15	15
2015	Bears	16	16
2016	Bears	8	8
2017	Bears	10	9
2018	Bears	8	8
2019	Bears	4	4
2021	Chiefs	0	0
NFL TOTALS		77	76



UPDATED PLAYER BIOS

2021 GAME-BY-GAME REGULAR-SEASON STATISTICS (CHIEFS)

DATE	OPPONENT	P/S		W/L	SCORE
09/12	Browns		RESERVE/PHYSICALLY-UNABLE-TO-PERFORM	W	33-29
09/19	at Ravens		PRACTICE SQUAD	L	35-36
09/26	Chargers		RESERVE/PHYSICALLY-UNABLE-TO-PERFORM	L	24-30
10/03	at Eagles		RESERVE/PHYSICALLY-UNABLE-TO-PERFORM	W	42-30
10/10	Bills		RESERVE/PHYSICALLY-UNABLE-TO-PERFORM	L	20-38
10/17	at Washington		RESERVE/PHYSICALLY-UNABLE-TO-PERFORM	W	31-13
10/24	at Titans		RESERVE/PHYSICALLY-UNABLE-TO-PERFORM	L	3-27
11/01	Giants		RESERVE/PHYSICALLY-UNABLE-TO-PERFORM	W	20-17
11/07	Packers		RESERVE/PHYSICALLY-UNABLE-TO-PERFORM	W	13-7
11/14	at Raiders		RESERVE/PHYSICALLY-UNABLE-TO-PERFORM	W	41-14
11/21	Cowboys		RESERVE/PHYSICALLY-UNABLE-TO-PERFORM	W	19-9
12/05	Broncos		INACTIVE	W	22-9
12/12	Raiders		INACTIVE	W	48-9
2021 TOTALS		0-0			9-4



PATRICK MAHOMES

QUARTERBACK #15
TEXAS TECH



5TH YEAR IN THE NFL

5TH YEAR WITH THE CHIEFS

HEIGHT: 6'3"
WEIGHT: 227
DRAFTED: D1-17
BIRTHDAY: 9/17/95

PATRICK MAHOMES' NFL REGULAR SEASON PASSING STATISTICS

DATE	TEAM	GP	GS	ATT.	CMP.	PCT.	YDS	AVG.	TD	INT.	LG	SK	LST	RATE
2017	Chiefs	1	1	35	22	62.9	284	8.1	0	1	51	2	15	76.4
2018	Chiefs	16	16	580	383	66.0	5,097	8.8	50	12	89t	26	171	113.8
2019	Chiefs	14	14	484	319	65.9	4,031	8.3	26	5	83t	17	127	105.3
2020	Chiefs	15	15	588	390	66.3	4,740	8.1	38	6	75t	22	147	108.2
2021	Chiefs	13	13	502	329	65.5	3,642	7.3	27	12	75t	24	127	94.9
TOTALS		59	59	2,189	1,443	65.9	17,794	8.1	141	36	89T	91	587	105.5

PATRICK MAHOMES' NFL REGULAR SEASON RUSHING STATISTICS

DATE	TEAM	NO.	YDS.	AVG.	LG	TD
2017	Chiefs	7	10	1.4	5	0
2018	Chiefs	60	272	4.5	28	2
2019	Chiefs	43	218	5.1	25	2
2020	Chiefs	62	308	5.0	24	2
2021	Chiefs	52	270	5.2	23	2
TOTALS		224	1,078	4.8	28	8

UPDATED PLAYER BIOS

2021 GAME-BY-GAME REGULAR-SEASON STATISTICS (CHIEFS)

DATE	OPPONENT	P/S	PASSING											RUSHING				W/L	SCORE
			ATT	CMP	YDS	PCT	Y/A	Y/C	TD	INT	LG	SK/YD	RATE	ATT	YDS	LG	TD		
09/12	Browns	S	36	27	337	75.0	9.4	12.5	3	0	75t	2/13	131.4	5	18	8	1	W	33-29
09/19	at Ravens	S	31	24	343	77.4	11.1	14.3	3	1	46t	0/0	131.5	1	3	3	0	L	35-36
09/26	Chargers	S	44	27	260	61.4	5.9	9.6	3	2	28	2/9	81.6	4	45	21	0	L	24-30
10/03	at Eagles	S	30	24	278	80.0	9.3	11.6	5	1	44t	1/7	131.0	5	26	12	0	W	42-30
10/10	Bills	S	54	33	272	61.1	5.0	8.2	2	2	26	2/0	70.9	8	61	23	0	L	20-38
10/17	at Washington	S	47	32	397	68.1	8.4	12.4	2	2	49	3/7	90.5	3	31	17	0	W	31-13
10/24	at Titans	S	35	20	206	57.1	5.9	10.3	0	1	25	4/31	62.3	6	35	13	0	L	3-27
11/01	Giants	S	48	29	275	60.4	5.7	9.5	1	1	24	2/14	74.6	3	10	6	0	W	20-17
11/07	Packers	S	37	20	166	54.1	4.5	8.3	1	0	25	1/6	74.8	2	-2	-1	0	W	13-7
11/14	at Raiders	S	50	35	406	70.0	8.1	11.6	5	0	38t	0/0	127.6	0	0	0	0	W	41-14
11/21	Cowboys	S	37	23	260	62.2	7.0	11.3	0	1	37	3/16	71.9	7	11	11	0	W	19-9
12/05	Broncos	S	29	15	184	51.7	6.3	12.3	0	1	38	1/6	57.3	4	12	10t	1	W	22-9
12/12	Raiders	S	24	20	258	83.3	10.8	12.9	2	0	44	3/18	139.2	4	20	10	0	W	48-9
2021 TOTALS		13-13	502	329	3,642	65.5	7.3	11.1	27	12	75T	24/127	94.9	52	270	23	2	9-4	

300-YARD PASSING GAMES (30): REGULAR SEASON

DATE	TEAM	NO.	YDS.	AVG.	LG	TD
09/16/18	at Steelers	23	326	14.2	40	6
09/23/18	49ERS	24	314	13.1	42	3
10/01/18	at Broncos	28	304	10.9	35	1
10/07/18	JAGUARS	22	313	14.2	40	0
10/14/18	at Patriots	23	352	15.3	75t	4
10/21/18	BENGALS	28	358	12.8	50	4
10/28/18	BRONCOS	24	303	12.6	40	4
11/04/18	at Browns	23	375	16.3	50t	3
11/19/18	at Rams	33	478	14.5	73t	6
12/09/18	RAVENS	35	377	10.8	48	2
09/08/19	at Jaguars	25	378	15.1	68t	3
09/15/19	at Raiders	30	443	14.8	44t	4
09/22/19	RAVENS	27	374	13.9	83t	3
09/29/19	at Lions	24	315	13.1	33	0
10/06/19	COLTS	22	321	14.6	31	1
11/10/19	at Titans	36	446	12.4	63t	3
12/15/19	BRONCOS	27	340	12.6	41t	2
09/20/20	at Chargers	27	302	11.2	54t	2
09/28/20	at Ravens	31	385	12.4	49t	4
10/11/20	RAIDERS	22	340	15.5	37	2
11/01/20	JETS	31	416	13.4	41t	5
11/08/20	PANTHERS	30	372	12.4	44	4
11/22/20	at Raiders	34	348	10.2	22t	2
11/29/20	at Buccaneers	37	462	12.5	75t	3
12/06/20	BRONCOS	25	318	12.7	30	1
12/13/20	at Dolphins	24	393	16.4	44t	2
09/12/21	BROWNS	27	337	12.5	75t	3
09/19/21	at Ravens	24	343	14.3	46t	3
10/17/21	at Washington	32	397	12.4	49	2
11/14/21	at Raiders	35	406	11.6	38t	5

300-YARD PASSING GAMES (2): POSTSEASON

DATE	TEAM	NO.	YDS.	AVG.	LG	TD
01/12/20	TEXANS	23	321	14.0	48	5
01/24/21	BILLS	29	325	11.2	71	3

UPDATED PLAYER BIOS



TYRANN MATHIEU

SAFETY #32
LSU



9TH YEAR IN THE NFL

3RD YEAR WITH THE CHIEFS

HEIGHT: 5'9"
WEIGHT: 190
DRAFTED: UFA-19
BIRTHDAY: 5/13/92

TYRANN MATHIEU'S NFL REGULAR SEASON DEFENSIVE STATISTICS

DATE	TEAM	GP	GS	TACKLES					INTERCEPTIONS					O. FUMB				ST			MISC						
				TK	S	A	TFL	YDS	SK	YDS	QBH	NO	YDS	LG	TD	PD	FF	FR	TD	YDS	TK	S	A	FF	FR	S	A
2013	Cardinals	13	11	67	64	3	6	19	1.0	10.0	3	2	7	7	0	9	1	0	0	0	1	1	0	0	0	0	0
2014	Cardinals	13	6	38	35	3	2	5	0.0	0.0	4	1	9	9	0	4	0	1	0	9	0	0	0	0	0	0	
2015	Cardinals	14	14	89	80	9	11	26	1.0	9.0	3	5	92	33t	1	17	1	0	0	0	0	0	0	0	0	0	
2016	Cardinals	10	10	35	33	2	3	17	1.0	11.0	1	1	9	5	0	4	1	0	0	0	0	0	0	0	0	0	
2017	Cardinals	16	16	74	66	8	6	14	1.0	3.0	4	2	16	15	0	7	1	0	0	0	4	4	0	0	0	0	
2018	Texans	16	16	89	70	19	5	25	3.0	20.0	4	2	6	6	0	8	0	1	0	10	0	0	0	0	0	0	
2019	Chiefs	16	16	75	63	12	3	24	2.0	14.0	2	4	70	35	0	12	0	0	0	0	0	0	0	0	0	0	
2020	Chiefs	15	15	62	48	14	3	10	0.0	0.0	2	6	70	25t	1	9	0	1	0	0	0	0	0	0	0	0	
2021	Chiefs	12	12	63	51	12	2	15	1.0	11.0	2	3	56	34t	1	6	0	2	0	14	0	0	0	0	0	0	
NFL TOTALS		125	116	592	510	82	41	155	10.0	78.0	25	26	335	35	3	76	4	5	0	33	5	5	0	0	0	0	

2021 GAME-BY-GAME REGULAR-SEASON STATISTICS (CHIEFS)

DATE	OPPONENT	P/S	TACKLES					INTERCEPTIONS					O. FUMB				ST			MISC		W/L	SCORE					
			TK	S	A	SK	YDS	TFL	YDS	QBH	NO	YDS	LG	TD	PD	FF	FR	TD	YDS	TK	S			A	FF	FR	S	A
09/12	Browns																										W	33-29
09/19	at Ravens	S	6	6	0	0.0	0.0	0	0	0	2	50	34	1	3	0	0	0	0	0	0	0	0	0	0	0	L	35-36
09/26	Chargers	S	5	5	0	0.0	0.0	0	0	0	0	0	0	0	0	0	0	0	0	0	0	0	0	0	0	L	24-30	
10/03	at Eagles	S	5	4	1	0.0	0.0	1	4	0	0	0	0	0	1	0	0	0	0	0	0	0	0	0	0	W	42-30	
10/10	Bills	S	4	4	0	0.0	0.0	0	0	0	0	0	0	0	0	0	0	0	0	0	0	0	0	0	0	L	20-38	
10/17	at Washington	S	5	3	2	0.0	0.0	0	0	0	0	0	0	0	0	0	0	0	0	0	0	0	0	0	0	W	31-13	
10/24	at Titans	S	6	5	1	0.0	0.0	0	0	0	0	0	0	0	0	0	0	0	0	0	0	0	0	0	0	L	3-27	
11/01	Giants	S	5	1	4	0.0	0.0	0	0	0	0	0	0	0	0	0	0	0	0	0	0	0	0	0	0	W	20-17	
11/07	Packers	S	6	5	1	1.0	11.0	1	11	1	0	0	0	0	0	0	0	0	0	0	0	0	0	0	0	W	13-7	
11/14	at Raiders	S	4	4	0	0.0	0.0	0	0	0	0	0	0	0	1	0	1	0	14	0	0	0	0	0	0	W	41-14	
11/21	Cowboys	S	3	2	1	0.0	0.0	0	0	0	0	0	0	0	0	0	0	0	0	0	0	0	0	0	0	W	19-9	
12/05	Broncos	S	9	7	2	0.0	0.0	0	0	1	0	0	0	0	0	0	0	0	0	0	0	0	0	0	0	W	22-9	
12/12	Raiders	S	5	5	0	0.0	0.0	0	0	0	1	6	6	0	1	0	1	0	0	0	0	0	0	0	0	W	48-9	
2021 TOTALS		12-12	63	51	12	1.0	11.0	2	15	2	3	56	34T	1	6	0	2	0	14	0	0	0	0	0	0	0	9-4	



UPDATED PLAYER BIOS



ELIJAH MCGUIRE

RUNNING BACK #34
LOUISIANA-LAFAYETTE



3RD YEAR IN THE NFL

3RD YEAR WITH THE CHIEFS

HEIGHT: 5'10"
WEIGHT: 214
DRAFTED: FA-20
BIRTHDAY: 1/6/94

ELIJAH MCGUIRE'S NFL REGULAR SEASON RUSHING/RECEIVING STATISTICS

DATE	TEAM	GP	GS	RUSHING					RECEIVING				
				NO.	YDS.	AVG.	LG	TD	NO.	YDS.	AVG.	LG	TD
2017	Jets	16	2	88	315	3.6	69t	1	17	177	10.4	38	1
2018	Jets	8	3	92	276	3.0	34	3	19	193	10.2	20t	1
2019	Browns	0	0	0	0	0.0	0	0	0	0	0.0	0	0
Went from Cleveland to Kansas City.													
2019	Chiefs	0	0	0	0	0.0	0	0	0	0	0.0	0	0
2019	TOTAL	0	0	0	0	0.0	0	0	0	0	0.0	0	0
2020	Cowboys	0	0	0	0	0.0	0	0	0	0	0.0	0	0
Went from Dallas to Miami.													
2020	Dolphins	0	0	0	0	0.0	0	0	0	0	0.0	0	0
Went from Miami to Kansas City.													
2020	Chiefs	0	0	0	0	0.0	0	0	0	0	0.0	0	0
2020	TOTAL	0	0	0	0	0.0	0	0	0	0	0.0	0	0
2021	Chiefs	0	0	0	0	0.0	0	0	0	0	0.0	0	0
NFL TOTALS		24	5	180	591	3.3	69T	4	36	370	10.3	38	2

ELIJAH MCGUIRE'S NFL REGULAR SEASON RETURN STATISTICS

DATE	TEAM	KICKOFF RETURNS					PUNT RETURNS					
		RET.	YDS.	AVG.	LG	TD	NO.	FC	YDS.	AVG.	LG	TD
2017	Jets	4	83	20.8	24	0	1	2	10	10.0	10	0
2018	Jets	0	0	0.0	0	0	0	0	0	0.0	0	0
2019	Browns	0	0	0.0	0	0	0	0	0	0.0	0	0
Went from Cleveland to Kansas City.												
2019	Chiefs	0	0	0.0	0	0	0	0	0	0.0	0	0
2019	TOTAL	0	0	0.0	0	0	0	0	0	0.0	0	0
2020	Cowboys	0	0	0.0	0	0	0	0	0	0.0	0	0
Went from Dallas to Miami.												
2020	Dolphins	0	0	0.0	0	0	0	0	0	0.0	0	0
Went from Miami to Kansas City.												
2020	Chiefs	0	0	0.0	0	0	0	0	0	0.0	0	0
2020	TOTAL	0	0	0.0	0	0	0	0	0	0.0	0	0
2021	Chiefs	0	0	0.0	0	0	0	0	0	0.0	0	0
NFL TOTALS		4	83	20.8	24	0	1	2	10	10.0	10	0



UPDATED PLAYER BIOS

2021 GAME-BY-GAME REGULAR-SEASON STATISTICS (CHIEFS)

DATE	OPPONENT	P/S	RUSHING					RECEIVING					W/L	SCORE
			NO.	YDS.	AVG.	LG	TD	NO.	YDS.	AVG.	LG	TD		
09/12	Browns												W	33-29
09/19	at Ravens												L	35-36
09/26	Chargers												L	24-30
10/03	at Eagles												W	42-30
10/10	Bills												L	20-38
10/17	at Washington												W	31-13
10/24	at Titans												L	3-27
11/01	Giants												W	20-17
11/07	Packers												W	13-7
11/14	at Raiders												W	41-14
11/21	Cowboys												W	19-9
12/05	Broncos												W	22-9
12/12	Raiders												W	48-9
2021 TOTALS		0-0	0	0	0.0	0	0	0	0	0.0	0	0	9-4	



LUCAS NIANG

OFFENSIVE LINEMAN #67

TCU



ROOKIE

HEIGHT: 6'7"
 WEIGHT: 339
 DRAFTED: D3-20
 BIRTHDAY: 8/19/98

LUCAS NIANG'S NFL REGULAR SEASON STATISTICS

DATE	TEAM	GP	GS
2020	Chiefs	0	0
2021	Chiefs	10	7
NFL TOTALS		10	7

2021 GAME-BY-GAME REGULAR-SEASON STATISTICS (CHIEFS)

DATE	OPPONENT	P/S	W/L	SCORE
09/12	Browns	S	W	33-29
09/19	at Ravens	S	L	35-36
09/26	Chargers	S	L	24-30
10/03	at Eagles	S	W	42-30
10/10	Bills	S	L	20-38
10/17	at Washington	P	W	31-13
10/24	at Titans	P	L	3-27
11/01	Giants	S	W	20-17
11/07	Packers	S	W	13-7
11/14	at Raiders		W	41-14
11/21	Cowboys		W	19-9
12/05	Broncos		W	22-9
12/12	Raiders	P	W	48-9
2021 TOTALS		10-7	9-4	

UPDATED PLAYER BIOS



BEN NIEMANN

LINEBACKER #56
IOWA

4TH YEAR IN THE NFL

4TH YEAR WITH THE CHIEFS

HEIGHT: 6'2"
WEIGHT: 233
DRAFTED: CFA-18
BIRTHDAY: 7/27/95



BEN NIEMANN'S NFL REGULAR SEASON DEFENSIVE STATISTICS

DATE	TEAM	GP	GS	TACKLES							INTERCEPTIONS				O. FUMB				ST			MISC				
				TK	S	A	TFL	YDS	SK	YDS	QBH	NO	YDS	LG	TD	PD	FF	FR	TD	YDS	TK	S	A	FF	FR	S
2018	Chiefs	14	1	8	5	3	0	0	0.0	0.0	0	0	0	0	0	0	0	0	0	2	2	0	0	0	0	
2019	Chiefs	16	1	50	30	20	1	4	0.0	0.0	1	0	0	0	0	1	0	0	0	5	4	1	0	1	0	
2020	Chiefs	15	5	43	29	14	3	9	1.0	8.0	3	0	0	0	0	1	2	0	0	1	0	1	0	0	0	
2021	Chiefs	13	5	34	22	12	1	9	1.0	9.0	1	0	0	0	1	0	1	0	0	4	3	1	0	0	0	
NFL TOTALS		58	12	135	86	49	5	22	2.0	17.0	5	0	0	0	0	2	1	3	0	0	12	9	3	0	1	0

2021 GAME-BY-GAME REGULAR-SEASON STATISTICS (CHIEFS)

DATE	OPPONENT	P/S	TACKLES							INTERCEPTIONS				O. FUMB				ST			MISC		W/L	SCORE				
			TK	S	A	SK	YDS	TFL	YDS	QBH	NO	YDS	LG	TD	PD	FF	FR	TD	YDS	TK	S	A			FF	FR	S	A
09/12	Browns	S	3	2	1	0.0	0.0	0	0	0	0	0	0	0	0	0	1	0	0	0	0	0	0	0	0	0	W	33-29
09/19	at Ravens	S	3	3	0	0.0	0.0	0	0	0	0	0	0	0	0	0	0	0	0	0	0	0	0	0	0	0	L	35-36
09/26	Chargers	S	3	1	2	0.0	0.0	0	0	0	0	0	0	0	0	0	0	0	0	0	0	0	0	0	0	L	24-30	
10/03	at Eagles	P	3	2	1	0.0	0.0	0	0	0	0	0	0	0	0	0	0	0	0	0	0	0	0	0	0	W	42-30	
10/10	Bills	S	2	0	2	0.0	0.0	0	0	0	0	0	0	0	0	0	0	0	0	0	0	0	0	0	0	L	20-38	
10/17	at Washington	P	3	2	1	0.0	0.0	0	0	0	0	0	0	0	0	0	0	0	0	0	0	0	0	0	0	W	31-13	
10/24	at Titans	S	4	3	1	1.0	9.0	1	9	1	0	0	0	0	0	0	0	0	0	0	0	0	0	0	0	L	3-27	
11/01	Giants	P	4	2	2	0.0	0.0	0	0	0	0	0	0	0	0	0	0	0	0	0	0	0	0	0	0	W	20-17	
11/07	Packers	P	0	0	0	0.0	0.0	0	0	0	0	0	0	0	0	0	0	0	0	1	1	0	0	0	0	W	13-7	
11/14	at Raiders	P	2	1	1	0.0	0.0	0	0	0	0	0	0	0	0	0	0	0	0	0	0	0	0	0	0	W	41-14	
11/21	Cowboys	P	2	2	0	0.0	0.0	0	0	0	0	0	0	0	0	0	0	0	0	0	0	0	0	0	0	W	19-9	
12/05	Broncos	P	4	3	1	0.0	0.0	0	0	0	0	0	0	0	1	0	0	0	0	1	1	0	0	0	0	W	22-9	
12/12	Raiders	P	1	1	0	0.0	0.0	0	0	0	0	0	0	0	0	0	0	0	0	2	1	1	0	0	0	W	48-9	
2021 TOTALS		13-5	34	22	12	1.0	9.0	1	9	1	0	0	0	0	1	0	1	0	0	4	3	1	0	0	0	0	9-4	



DERRICK NNADI

DEFENSIVE TACKLE #91
FLORIDA STATE

4TH YEAR IN THE NFL

4TH YEAR WITH THE CHIEFS

HEIGHT: 6'1"
WEIGHT: 317
DRAFTED: D3A-18
BIRTHDAY: 5/9/96



UPDATED PLAYER BIOS

DERRICK NNADI'S NFL REGULAR SEASON DEFENSIVE STATISTICS

DATE	TEAM	GP	GS	TACKLES							INTERCEPTIONS					O. FUMB				ST				MISC			
				TK	S	A	TFL	YDS	SK	YDS	QBH	NO	YDS	LG	TD	PD	FF	FR	TD	YDS	TK	S	A	FF	FR	S	A
2018	Chiefs	16	11	35	17	18	0	0	0.0	0.0	0	0	0	0	0	0	0	0	0	0	0	0	0	0	0	0	0
2019	Chiefs	16	16	48	18	30	3	3	1.0	1.0	1	1	0	0	0	1	1	0	0	0	0	0	0	0	0	0	
2020	Chiefs	15	15	47	23	24	0	0	0.0	0.0	1	0	0	0	0	0	0	0	0	0	0	0	0	0	0	0	
2021	Chiefs	13	9	30	19	11	1	5	2.0	5.0	4	0	0	0	0	0	0	0	0	0	0	0	0	0	0	0	
NFL TOTALS		60	51	160	77	83	4	8	3.0	6.0	6	1	0	0	0	1	1	0	0	0	0	0	0	0	0	0	

2021 GAME-BY-GAME REGULAR-SEASON STATISTICS (CHIEFS)

DATE	OPPONENT	P/S	TACKLES							INTERCEPTIONS					O. FUMB				ST				MISC		W/L	SCORE		
			TK	S	A	SK	YDS	TFL	YDS	QBH	NO	YDS	LG	TD	PD	FF	FR	TD	YDS	TK	S	A	FF	FR			S	A
09/12	Browns	P	1	1	0	0.0	0.0	0	0	0	0	0	0	0	0	0	0	0	0	0	0	0	0	0	0	0	W	33-29
09/19	at Ravens	S	1	1	0	0.0	0.0	0	0	0	0	0	0	0	0	0	0	0	0	0	0	0	0	0	0	L	35-36	
09/26	Chargers	S	2	2	0	0.0	0.0	0	0	0	0	0	0	0	0	0	0	0	0	0	0	0	0	0	0	L	24-30	
10/03	at Eagles	S	1	1	0	0.0	0.0	0	0	0	0	0	0	0	0	0	0	0	0	0	0	0	0	0	0	W	42-30	
10/10	Bills	S	4	4	0	0.0	0.0	0	0	0	0	0	0	0	0	0	0	0	0	0	0	0	0	0	0	L	20-38	
10/17	at Washington	S	2	1	1	0.0	0.0	0	0	1	0	0	0	0	0	0	0	0	0	0	0	0	0	0	0	W	31-13	
10/24	at Titans	S	3	2	1	0.0	0.0	0	0	0	0	0	0	0	0	0	0	0	0	0	0	0	0	0	0	L	3-27	
11/01	Giants	S	3	1	2	1.0	0.0	0	0	1	0	0	0	0	0	0	0	0	0	0	0	0	0	0	0	W	20-17	
11/07	Packers	P	2	2	0	0.0	0.0	0	0	0	0	0	0	0	0	0	0	0	0	0	0	0	0	0	0	W	13-7	
11/14	at Raiders	S	4	2	2	1.0	5.0	1	5	1	0	0	0	0	0	0	0	0	0	0	0	0	0	0	0	W	41-14	
11/21	Cowboys	S	3	2	1	0.0	0.0	0	0	0	0	0	0	0	0	0	0	0	0	0	0	0	0	0	0	W	19-9	
12/05	Broncos	P	3	0	3	0.0	0.0	0	0	1	0	0	0	0	0	0	0	0	0	0	0	0	0	0	0	W	22-9	
12/12	Raiders	P	1	0	1	0.0	0.0	0	0	0	0	0	0	0	0	0	0	0	0	0	0	0	0	0	0	W	48-9	
2021 TOTALS		13-9	30	19	11	2.0	5.0	1	5	4	0	0	0	0	0	0	0	0	0	0	0	0	0	0	0	9-4		



DORIAN O'DANIEL

LINEBACKER #44
CLEMSON

4TH YEAR IN THE NFL

4TH YEAR WITH THE CHIEFS

HEIGHT: 6'1"
WEIGHT: 217
DRAFTED: D3B-18
BIRTHDAY: 9/4/94



DORIAN O'DANIEL'S NFL REGULAR SEASON DEFENSIVE STATISTICS


DATE	TEAM	GP	GS	TACKLES							INTERCEPTIONS					O. FUMB				ST				MISC		
				TK	S	A	TFL	YDS	SK	YDS	QBH	NO	YDS	LG	TD	PD	FF	FR	TD	YDS	TK	S	A	FF	FR	S
2018	Chiefs	16	1	29	18	11	2	6	0.0	0.0	1	0	0	0	0	1	0	1	0	0	5	3	2	0	0	0
2019	Chiefs	14	0	0	0	0	0	0	0.0	0.0	0	0	0	0	0	0	0	0	0	0	8	5	3	0	1	0
2020	Chiefs	11	0	2	2	0	1	5	1.0	5.0	1	0	0	0	0	0	0	0	0	0	7	5	2	0	0	0
2021	Chiefs	13	0	1	0	1	0	0	0.0	0.0	0	0	0	0	0	0	0	0	0	0	2	2	0	0	0	0
NFL TOTALS		54	1	32	20	12	3	11	1.0	5.0	2	0	0	0	0	1	0	1	0	0	22	15	7	0	1	0



UPDATED PLAYER BIOS


2021 GAME-BY-GAME REGULAR-SEASON STATISTICS (CHIEFS)

DATE	OPPONENT	P/S	TACKLES							INTERCEPTIONS				O. FUMB				ST				MISC		W/L	SCORE			
			TK	S	A	SK	YDS	TFL	YDS	QBH	NO	YDS	LG	TD	PD	FF	FR	TD	YDS	TK	S	A	FF			FR	S	A
09/12	Browns	P	0	0	0	0.0	0.0	0	0	0	0	0	0	0	0	0	0	0	0	0	0	0	0	0	0	0	W	33-29
09/19	at Ravens	P	0	0	0	0.0	0.0	0	0	0	0	0	0	0	0	0	0	0	0	0	0	0	0	0	0	0	L	35-36
09/26	Chargers	P	0	0	0	0.0	0.0	0	0	0	0	0	0	0	0	0	0	0	0	0	0	0	0	0	0	0	L	24-30
10/03	at Eagles	P	0	0	0	0.0	0.0	0	0	0	0	0	0	0	0	0	0	0	0	0	0	0	0	0	0	0	W	42-30
10/10	Bills	P	0	0	0	0.0	0.0	0	0	0	0	0	0	0	0	0	0	0	0	0	0	0	0	0	0	0	L	20-38
10/17	at Washington	P	0	0	0	0.0	0.0	0	0	0	0	0	0	0	0	0	0	0	0	0	0	0	0	0	0	0	W	31-13
10/24	at Titans	P	0	0	0	0.0	0.0	0	0	0	0	0	0	0	0	0	0	0	0	0	0	0	0	0	0	0	L	3-27
11/01	Giants	P	0	0	0	0.0	0.0	0	0	0	0	0	0	0	0	0	0	0	0	0	0	0	0	0	0	0	W	20-17
11/07	Packers	P	0	0	0	0.0	0.0	0	0	0	0	0	0	0	0	0	0	0	0	0	0	0	0	0	0	0	W	13-7
11/14	at Raiders	P	0	0	0	0.0	0.0	0	0	0	0	0	0	0	0	0	0	0	0	0	0	0	0	0	0	0	W	41-14
11/21	Cowboys	P	0	0	0	0.0	0.0	0	0	0	0	0	0	0	0	0	0	0	0	0	0	0	0	0	0	0	W	19-9
12/05	Broncos	P	0	0	0	0.0	0.0	0	0	0	0	0	0	0	0	0	0	0	0	0	0	0	0	0	0	0	W	22-9
12/12	Raiders	P	1	0	1	0.0	0.0	0	0	0	0	0	0	0	0	0	0	0	0	0	0	0	0	0	0	0	W	48-9
2021 TOTALS			13-0	1	0	1	0.0	0.0	0	0	0	0	0	0	0	0	0	0	0	0	0	0	0	0	0	0	9-4	



ALEX OKAFOR

DEFENSIVE END #97
TEXAS



9TH YEAR IN THE NFL

3RD YEAR WITH THE CHIEFS

HEIGHT: 6'4"
WEIGHT: 261
DRAFTED: FA-21
BIRTHDAY: 8/2/91

ALEX OKAFOR'S NFL REGULAR SEASON DEFENSIVE STATISTICS

DATE	TEAM	GP	GS	TACKLES							INTERCEPTIONS				O. FUMB				ST				MISC						
				TK	S	A	TFL	YDS	SK	YDS	QBH	NO	YDS	LG	TD	PD	FF	FR	TD	YDS	TK	S	A	FF	FR	S	A		
2013	Cardinals	1	0	0	0	0	0	0	0.0	0.0	0	0	0	0	0	0	0	0	0	0	0	0	0	0	0	0	0	0	0
2014	Cardinals	13	12	30	28	2	11	72	8.0	65.0	13	1	26	26	0	3	0	0	0	0	0	0	0	0	0	0	0	0	0
2015	Cardinals	13	13	31	25	6	4	9	2.0	1.0	11	0	0	0	0	1	0	1	0	0	0	0	0	0	0	0	0	0	0
2016	Cardinals	15	0	11	8	3	3	36	3.5	28.5	6	0	0	0	0	0	1	0	0	0	0	2	2	0	0	1	0	0	0
2017	Saints	10	10	43	27	16	5	17	4.5	26.0	9	0	0	0	0	4	2	0	0	0	0	0	0	0	0	0	0	0	0
2018	Saints	16	16	36	25	11	5	27	4.0	20.0	9	0	0	0	0	1	0	1	0	0	0	0	0	0	0	0	0	0	0
2019	Chiefs	10	9	22	15	7	5	34	5.0	33.0	9	0	0	0	0	1	1	0	0	0	0	0	0	0	0	0	0	0	0
2020	Chiefs	11	0	16	9	7	1	3	3.0	7.5	10	0	0	0	0	0	1	0	0	0	0	0	0	0	0	0	0	0	0
2021	Chiefs	13	0	19	7	12	0	0	1.5	1.5	5	0	0	0	0	1	1	0	0	0	0	0	0	0	0	0	0	0	0
NFL TOTALS		102	60	208	144	64	34	198	31.5	182.5	72	1	26	26	0	11	6	2	0	0	0	3	3	0	0	1	0	0	0

2021 GAME-BY-GAME REGULAR-SEASON STATISTICS (CHIEFS)

DATE	OPPONENT	P/S	TACKLES							INTERCEPTIONS				O. FUMB				ST				MISC		W/L	SCORE				
			TK	S	A	SK	YDS	TFL	YDS	QBH	NO	YDS	LG	TD	PD	FF	FR	TD	YDS	TK	S	A	FF			FR	S	A	
09/12	Browns	P	1	0	1	0.0	0.0	0	0	0	0	0	0	0	0	0	0	0	0	0	0	0	0	0	0	0	0	W	33-29
09/19	at Ravens	P	1	1	0	0.0	0.0	0	0	0	0	0	0	0	0	0	0	0	0	0	0	0	0	0	0	0	0	L	35-36
09/26	Chargers	P	1	1	0	0.0	0.0	0	0	0	1	0	0	0	0	0	0	0	0	0	0	0	0	0	0	0	0	L	24-30
10/03	at Eagles	P	1	1	0	0.0	0.0	0	0	0	1	0	0	0	0	0	0	0	0	0	0	0	0	0	0	0	0	W	42-30
10/10	Bills	P	0	0	0	0.0	0.0	0	0	0	0	0	0	0	0	0	0	0	0	0	0	0	0	0	0	0	0	L	20-38
10/17	at Washington	P	4	2	2	0.0	0.0	0	0	0	1	0	0	0	0	0	0	0	0	0	0	0	0	0	0	0	0	W	31-13
10/24	at Titans	P	3	1	2	0.0	0.0	0	0	0	0	0	0	0	0	0	0	0	0	0	0	0	0	0	0	0	0	L	3-27
11/01	Giants	P	2	0	2	0.0	0.0	0	0	0	0	0	0	0	0	0	0	0	0	0	0	0	0	0	0	0	0	W	20-17
11/07	Packers	P	0	0	0	0.0	0.0	0	0	0	0	0	0	0	0	0	0	0	0	0	0	0	0	0	0	0	0	W	13-7
11/14	at Raiders	P	0	0	0	0.0	0.0	0	0	0	0	0	0	0	0	0	0	0	0	0	0	0	0	0	0	0	0	W	41-14
11/21	Cowboys	P	1	0	1	0.0	0.0	0	0	0	0	0	0	0	0	0	0	0	0	0	0	0	0	0	0	0	0	W	19-9
12/05	Broncos	P	2	0	2	0.0	0.0	0	0	0	0	0	0	0	0	1	0	0	0	0	0	0	0	0	0	0	0	W	22-9
12/12	Raiders	P	3	1	2	1.5	1.5	0	0	0	2	0	0	0	0	0	1	0	0	0	0	0	0	0	0	0	0	W	48-9
2021 TOTALS			13-0	19	7	12	1.5	1.5	0	0	5	0	0	0	0	1	1	0	0	0	0	0	0	0	0	0	9-4		



UPDATED PLAYER BIOS



CORNELL POWELL

**WIDE RECEIVER #14
CLEMSON**

ROOKIE

HEIGHT: 6'0"
WEIGHT: 210
DRAFTED: D5B-21
BIRTHDAY: 10/30/97



CORNELL POWELL'S NFL REGULAR SEASON RUSHING/RECEIVING STATISTICS

DATE	TEAM	GP	GS	RECEIVING					RUSHING				
				NO.	YDS.	AVG.	LG	TD	NO.	YDS.	AVG.	LG	TD
2021	Chiefs	0	0	0	0	0.0	0	0	0	0	0.0	0	0
NFL TOTALS		0	0	0	0	0.0	0	0	0	0	0.0	0	0

CORNELL POWELL'S NFL REGULAR SEASON RETURN STATISTICS

DATE	TEAM	KICKOFF RETURNS					PUNT RETURNS					
		RET.	YDS.	AVG.	LG	TD	NO.	FC	YDS.	AVG.	LG	TD
2021	Chiefs	0	0	0.0	0	0	0	0	0	0.0	0	0
NFL TOTALS		0	0	0.0	0	0	0	0	0	0.0	0	0

2021 GAME-BY-GAME REGULAR-SEASON STATISTICS (CHIEFS)

DATE	OPPONENT	P/S	RECEIVING					RUSHING					W/L	SCORE
			NO.	YDS.	AVG.	LG	TD	NO.	YDS.	AVG.	LG	TD		
09/12	Browns												W	33-29
09/19	at Ravens												L	35-36
09/26	Chargers												L	24-30
10/03	at Eagles												W	42-30
10/10	Bills												L	20-38
10/17	at Washington												W	31-13
10/24	at Titans												L	3-27
11/01	Giants												W	20-17
11/07	Packers												W	13-7
11/14	at Raiders												W	41-14
11/21	Cowboys												W	19-9
12/05	Broncos												W	22-9
12/12	Raiders												W	48-9
2021 TOTALS		0-0	0	0	0.0	0	0	0	0	0.0	0	0	9-4	

UPDATED PLAYER BIOS



BYRON PRINGLE

WIDE RECEIVER #13
KANSAS STATE



4TH YEAR IN THE NFL

4TH YEAR WITH THE CHIEFS

HEIGHT: 6'1"
WEIGHT: 201
DRAFTED: CFA-18
BIRTHDAY: 11/17/93

BYRON PRINGLE'S NFL REGULAR SEASON RUSHING/RECEIVING STATISTICS

DATE	TEAM	GP	GS	RECEIVING					RUSHING				
				NO.	YDS.	AVG.	LG	TD	NO.	YDS.	AVG.	LG	TD
2018	Chiefs	0	0	0	0	0.0	0	0	0	0	0.0	0	0
2019	Chiefs	16	0	12	170	14.2	28	1	0	0	0.0	0	0
2020	Chiefs	13	3	13	160	12.3	37	1	0	0	0.0	0	0
2021	Chiefs	13	2	25	380	15.2	40t	3	0	0	0.0	0	0
NFL TOTALS		42	5	50	710	14.2	40T	5	0	0	0.0	0	0

BYRON PRINGLE'S NFL REGULAR SEASON RETURN STATISTICS

DATE	TEAM	KICKOFF RETURNS					PUNT RETURNS					
		RET.	YDS.	AVG.	LG	TD	NO.	FC	YDS.	AVG.	LG	TD
2018	Chiefs	0	0	0.0	0	0	0	0	0	0.0	0	0
2019	Chiefs	2	41	20.5	22	0	0	0	0	0.0	0	0
2020	Chiefs	10	324	32.4	102t	1	0	0	0	0.0	0	0
2021	Chiefs	20	506	25.3	39	0	0	0	0	0.0	0	0
NFL TOTALS		32	871	27.2	102T	1	0	0	0	0.0	0	0

2021 GAME-BY-GAME REGULAR-SEASON STATISTICS (CHIEFS)

DATE	OPPONENT	P/S	RECEIVING					RUSHING					W/L	SCORE	
			NO.	YDS.	AVG.	LG	TD	NO.	YDS.	AVG.	LG	TD			
09/12	Browns	P	1	6	6.0	6	0	0	0	0.0	0	0	0	W	33-29
09/19	at Ravens	P	2	63	31.5	40t	1	0	0	0.0	0	0	0	L	35-36
09/26	Chargers	P	2	12	6.0	7	0	0	0	0.0	0	0	0	L	24-30
10/03	at Eagles	S	2	23	11.5	19	0	0	0	0.0	0	0	0	W	42-30
10/10	Bills	P	2	11	5.5	6	1	0	0	0.0	0	0	0	L	20-38
10/17	at Washington	S	3	55	18.3	27	0	0	0	0.0	0	0	0	W	31-13
10/24	at Titans	P	5	73	14.6	25	0	0	0	0.0	0	0	0	L	3-27
11/01	Giants	P	1	12	12.0	12	0	0	0	0.0	0	0	0	W	20-17
11/07	Packers	P	0	0	0.0	0	0	0	0	0.0	0	0	0	W	13-7
11/14	at Raiders	P	4	46	11.5	22t	1	0	0	0.0	0	0	0	W	41-14
11/21	Cowboys	P	1	37	37.0	37	0	0	0	0.0	0	0	0	W	19-9
12/05	Broncos	P	1	14	14.0	14	0	0	0	0.0	0	0	0	W	22-9
12/12	Raiders	P	1	28	28.0	28	0	0	0	0.0	0	0	0	W	48-9
2021 TOTALS		13-2	25	380	15.2	40T	3	0	0	0.0	0	0	0	9-4	

UPDATED PLAYER BIOS

DEMARCUS ROBINSON'S NFL REGULAR SEASON RUSHING/RECEIVING STATISTICS

DATE	TEAM	GP	GS	RECEIVING					RUSHING				
				NO.	YDS.	AVG.	LG	TD	NO.	YDS.	AVG.	LG	TD
2016	Chiefs	16	0	0	0	0.0	0	0	0	0	0.0	0	0
2017	Chiefs	16	8	21	212	10.1	33	0	0	0	0.0	0	0
2018	Chiefs	16	5	22	288	13.1	89t	4	0	0	0.0	0	0
2019	Chiefs	16	10	32	449	14.0	44t	4	0	0	0.0	0	0
2020	Chiefs	16	8	45	466	10.4	28	3	0	0	0.0	0	0
2021	Chiefs	13	7	18	197	10.9	33t	2	0	0	0.0	0	0
NFL TOTALS		93	38	138	1,612	11.7	89T	13	0	0	0.0	0	0

DEMARCUS ROBINSON'S NFL REGULAR SEASON RETURN STATISTICS

DATE	TEAM	KICKOFF RETURNS					PUNT RETURNS					
		RET.	YDS.	AVG.	LG	TD	NO.	FC	YDS.	AVG.	LG	TD
2016	Chiefs	0	0	0.0	0	0	0	0	0	0.0	0	0
2017	Chiefs	0	0	0.0	0	0	1	1	-4	-4.0	0	0
2018	Chiefs	0	0	0.0	0	0	1	0	0	0.0	0	0
2019	Chiefs	0	0	0.0	0	0	0	0	0	0.0	0	0
2020	Chiefs	2	21	10.5	21	0	2	1	-13	-6.5	0	0
2021	Chiefs	0	0	0.0	0	0	0	0	0	0.0	0	0
NFL TOTALS		2	21	10.5	21	0	4	2	-17	-4.3	0	0

2021 GAME-BY-GAME REGULAR-SEASON STATISTICS (CHIEFS)

DATE	OPPONENT	P/S	RECEIVING					RUSHING					W/L	SCORE	
			NO.	YDS.	AVG.	LG	TD	NO.	YDS.	AVG.	LG	TD			
09/12	Browns	S	1	9	9.0	9	0	0	0	0.0	0	0	0	W	33-29
09/19	at Ravens	S	3	46	15.3	33t	1	0	0	0.0	0	0	0	L	35-36
09/26	Chargers	S	2	17	8.5	11	0	0	0	0.0	0	0	0	L	24-30
10/03	at Eagles	S	0	0	0.0	0	0	0	0	0.0	0	0	0	W	42-30
10/10	Bills	S	1	8	8.0	8	0	0	0	0.0	0	0	0	L	20-38
10/17	at Washington	S	3	46	15.3	24t	1	0	0	0.0	0	0	0	W	31-13
10/24	at Titans	P	1	7	7.0	7	0	0	0	0.0	0	0	0	L	3-27
11/01	Giants	S	1	18	18.0	18	0	0	0	0.0	0	0	0	W	20-17
11/07	Packers	P	1	2	2.0	2	0	0	0	0.0	0	0	0	W	13-7
11/14	at Raiders	P	3	23	7.7	13	0	0	0	0.0	0	0	0	W	41-14
11/21	Cowboys	P	0	0	0.0	0	0	0	0	0.0	0	0	0	W	19-9
12/05	Broncos	P	2	21	10.5	12	0	0	0	0.0	0	0	0	W	22-9
12/12	Raiders	P	0	0	0.0	0	0	0	0	0.0	0	0	0	W	48-9
2021 TOTALS		13-7	18	197	10.9	33T	2	0	0	0.0	0	0	0	9-4	



TREY SMITH

OFFENSIVE LINEMAN #65
TENNESSEE

ROOKIE

HEIGHT: 6'6"
WEIGHT: 329
DRAFTED: D6-21
BIRTHDAY: 6/16/99



TREY SMITH'S NFL REGULAR SEASON STATISTICS

DATE	TEAM	GP	GS
2021	Chiefs	13	13
NFL TOTALS		13	13

UPDATED PLAYER BIOS



DANIEL SORENSEN

SAFETY #49
BYU



8TH YEAR IN THE NFL

8TH YEAR WITH THE CHIEFS

HEIGHT: 6'2"
WEIGHT: 200
DRAFTED: CFA-14
BIRTHDAY: 5/3/90

DANIEL SORENSEN'S NFL REGULAR SEASON DEFENSIVE STATISTICS

DATE	TEAM	GP	GS	TACKLES							INTERCEPTIONS					O. FUMB					ST			MISC				
				TK	S	A	TFL	YDS	SK	YDS	QBH	NO	YDS	LG	TD	PD	FF	FR	TD	YDS	TK	S	A	FF	FR	S	A	
2014	Chiefs	9	0	0	0	0	0	0.0	0.0	0	0	0	0	0	0	0	0	0	0	0	0	0	7	6	1	0	0	0
2015	Chiefs	16	0	16	14	2	1	7	1.0	7.0	2	0	0	0	0	2	0	0	0	0	0	7	6	1	0	0	0	
2016	Chiefs	16	1	54	47	7	4	13	1.0	8.0	3	3	48	48t	1	6	2	2	0	56	9	8	1	0	1	0	0	
2017	Chiefs	15	14	88	66	22	5	18	1.5	14.0	7	1	3	3	0	6	0	0	0	0	1	1	0	0	0	0	0	
2018	Chiefs	7	4	26	14	12	0	0	0.0	0.0	1	1	54	54t	1	2	0	1	0	0	0	0	0	0	0	0	0	
2019	Chiefs	16	3	52	39	13	1	7	0.0	0.0	2	2	6	6	0	4	0	0	0	0	5	5	0	0	0	0	0	
2020	Chiefs	15	12	91	68	23	2	4	0.0	0.0	4	3	67	50t	1	5	2	0	0	0	0	0	0	0	0	0	0	
2021	Chiefs	13	6	45	35	10	3	11	1.0	9.0	3	2	75	75t	1	5	0	0	0	0	0	0	0	0	0	0	0	
NFL TOTALS		107	40	372	283	89	16	60	4.5	38.0	22	12	253	75T	4	30	4	3	0	56	29	26	3	0	1	0	0	

2021 GAME-BY-GAME REGULAR-SEASON STATISTICS (CHIEFS)

DATE	OPPONENT	P/S	TACKLES							INTERCEPTIONS					O. FUMB					ST			MISC		W/L	SCORE			
			TK	S	A	SK	YDS	TFL	YDS	QBH	NO	YDS	LG	TD	PD	FF	FR	TD	YDS	TK	S	A	FF	FR			S	A	
09/12	Browns	S	4	2	2	0.0	0.0	0	0	1	0	0	0	0	0	0	0	0	0	0	0	0	0	0	0	0	0	W	33-29
09/19	at Ravens	S	10	7	3	1.0	9.0	2	11	1	0	0	0	0	0	0	0	0	0	0	0	0	0	0	0	0	0	L	35-36
09/26	Chargers	S	7	5	2	0.0	0.0	0	0	0	0	0	0	0	1	0	0	0	0	0	0	0	0	0	0	0	L	24-30	
10/03	at Eagles	S	9	9	0	0.0	0.0	0	0	0	0	0	0	0	0	0	0	0	0	0	0	0	0	0	0	0	W	42-30	
10/10	Bills	S	5	3	2	0.0	0.0	0	0	0	0	0	0	0	0	0	0	0	0	0	0	0	0	0	0	0	L	20-38	
10/17	at Washington	P	1	1	0	0.0	0.0	0	0	0	0	0	0	0	0	0	0	0	0	0	0	0	0	0	0	0	W	31-13	
10/24	at Titans	P	1	0	1	0.0	0.0	0	0	0	0	0	0	0	0	0	0	0	0	0	0	0	0	0	0	0	L	3-27	
11/01	Giants	P	2	2	0	0.0	0.0	0	0	0	0	0	0	0	0	0	0	0	0	0	0	0	0	0	0	0	W	20-17	
11/07	Packers	P	1	1	0	0.0	0.0	0	0	0	1	0	0	0	0	0	0	0	0	0	0	0	0	0	0	0	W	13-7	
11/14	at Raiders	P	0	0	0	0.0	0.0	0	0	0	1	0	0	0	0	1	0	0	0	0	0	0	0	0	0	0	W	41-14	
11/21	Cowboys	P	2	2	0	0.0	0.0	1	0	0	0	0	0	0	0	0	0	0	0	0	0	0	0	0	0	0	W	19-9	
12/05	Broncos	P	2	2	0	0.0	0.0	0	0	0	1	75	75	1	1	0	0	0	0	0	0	0	0	0	0	0	W	22-9	
12/12	Raiders	S	1	1	0	0.0	0.0	0	0	0	0	0	0	0	2	0	0	0	0	0	0	0	0	0	0	0	W	48-9	
2021 TOTALS		13-6	45	35	10	1.0	9.0	3	11	3	2	75	75T	1	5	0	0	0	0	0	0	0	0	0	0	0	9-4		



UPDATED PLAYER BIOS



ELIJAH SULLIVAN

LINEBACKER #43
KANSAS STATE



ROOKIE

HEIGHT: 6'0"
WEIGHT: 215
DRAFTED: FA-21
BIRTHDAY: 5/13/97

ELIJAH SULLIVAN'S NFL REGULAR SEASON DEFENSIVE STATISTICS

DATE	TEAM	GP	GS	TACKLES							INTERCEPTIONS					O. FUMB				ST			MISC				
				TK	S	A	TFL	YDS	SK	YDS	QBH	NO	YDS	LG	TD	PD	FF	FR	TD	YDS	TK	S	A	FF	FR	S	A
2021	49ers	0	0	0	0	0	0	0	0	0.0	0.0	0	0	0	0	0	0	0	0	0	0	0	0	0	0	0	0
Went from San Francisco to Kansas City .																											
2021	Chiefs	0	0	0	0	0	0	0	0	0.0	0.0	0	0	0	0	0	0	0	0	0	0	0	0	0	0	0	0
2021	TOTAL	0	0	0	0	0	0	0	0	0.0	0.0	0	0	0	0	0	0	0	0	0	0	0	0	0	0	0	0
NFL TOTALS		0	0	0	0	0	0	0	0	0.0	0.0	0	0	0	0	0	0	0	0	0	0	0	0	0	0	0	0

2021 GAME-BY-GAME REGULAR-SEASON STATISTICS (49ERS/CHIEFS)

DATE	OPPONENT	P/S	TACKLES							INTERCEPTIONS					O. FUMB				ST			MISC			W/L	SCORE						
			TK	S	A	SK	YDS	TFL	YDS	QBH	NO	YDS	LG	TD	PD	FF	FR	TD	YDS	TK	S	A	FF	FR			S	A				
09/12	at Lions		DID NOT PLAY																												W	41-33
Went from 49ers to Chiefs .																																
09/19	at Ravens		PRACTICE SQUAD																												L	35-36
09/26	Chargers		PRACTICE SQUAD																												L	24-30
10/03	at Eagles		PRACTICE SQUAD																												W	42-30
10/10	Bills		PRACTICE SQUAD																												L	20-38
10/17	at Washington		PRACTICE SQUAD																												W	31-13
10/24	at Titans		PRACTICE SQUAD																												L	3-27
11/01	Giants		PRACTICE SQUAD																												W	20-17
11/07	Packers		PRACTICE SQUAD																												W	13-7
11/14	at Raiders		PRACTICE SQUAD																												W	41-14
11/21	Cowboys		PRACTICE SQUAD																												W	19-9
12/05	Broncos		PRACTICE SQUAD																												W	22-9
12/12	Raiders		PRACTICE SQUAD																												W	48-9
2021 TOTALS			0	0	0	0	0	0	0	0	0	0	0	0	0	0	0	0	0	0	0	0	0	0	0	0	0	0	9-4			



JUAN THORNHILL

SAFETY #22
VIRGINIA



3RD YEAR IN THE NFL

3RD YEAR WITH THE CHIEFS

HEIGHT: 6'0"
WEIGHT: 203
DRAFTED: D2B-19
BIRTHDAY: 10/19/95



UPDATED PLAYER BIOS

JUAN THORNHILL'S NFL REGULAR SEASON DEFENSIVE STATISTICS

DATE	TEAM	GP	GS	TACKLES						INTERCEPTIONS						O. FUMB			ST				MISC			
				TK	S	A	TFL	YDS	SK	YDS	QBH	NO	YDS	LG	TD	PD	FF	FR	TD	YDS	TK	S	A	FF	FR	S
2019	Chiefs	16	16	57	41	16	0	0	0.0	0.0	0	3	46	46t	1	5	0	0	0	0	1	1	0	0	0	0
2020	Chiefs	16	8	41	33	8	0	0	0.0	0.0	1	1	20	20	0	3	0	0	0	0	0	0	0	0	0	
2021	Chiefs	13	9	45	30	15	1	4	0.0	0.0	0	1	13	13	0	3	1	1	0	0	0	0	0	0	0	
NFL TOTALS		45	33	143	104	39	1	4	0.0	0.0	1	5	79	46T	1	11	1	1	0	0	1	1	0	0	0	


2021 GAME-BY-GAME REGULAR-SEASON STATISTICS (CHIEFS)

DATE	OPPONENT	P/S	TACKLES						INTERCEPTIONS						O. FUMB			ST				MISC		W/L	SCORE		
			TK	S	A	SK	YDS	TFL	YDS	QBH	NO	YDS	LG	TD	PD	FF	FR	TD	YDS	TK	S	A	FF			FR	S
09/12	Browns	S	7	5	2	0.0	0.0	0	0	0	0	0	0	0	1	1	0	0	0	0	0	0	0	0	0	W	33-29
09/19	at Ravens	P	0	0	0	0.0	0.0	0	0	0	0	0	0	0	0	0	0	0	0	0	0	0	0	0	0	L	35-36
09/26	Chargers	P	0	0	0	0.0	0.0	0	0	0	0	0	0	0	0	0	0	0	0	0	0	0	0	0	0	L	24-30
10/03	at Eagles	P	3	3	0	0.0	0.0	0	0	0	0	0	0	0	0	0	0	0	0	0	0	0	0	0	0	W	42-30
10/10	Bills	P	1	1	0	0.0	0.0	0	0	0	0	0	0	0	0	0	0	0	0	0	0	0	0	0	0	L	20-38
10/17	at Washington	S	3	3	0	0.0	0.0	1	4	0	0	0	0	0	0	0	0	0	0	0	0	0	0	0	0	W	31-13
10/24	at Titans	S	9	7	2	0.0	0.0	0	0	0	0	0	0	0	0	0	0	0	0	0	0	0	0	0	0	L	3-27
11/01	Giants	S	3	1	2	0.0	0.0	0	0	0	0	0	0	0	0	0	0	0	0	0	0	0	0	0	0	W	20-17
11/07	Packers	S	4	2	2	0.0	0.0	0	0	0	0	0	0	0	0	0	0	0	0	0	0	0	0	0	0	W	13-7
11/14	at Raiders	S	4	1	3	0.0	0.0	0	0	0	0	0	0	0	0	0	0	0	0	0	0	0	0	0	0	W	41-14
11/21	Cowboys	S	5	3	2	0.0	0.0	0	0	0	0	0	0	0	1	0	0	0	0	0	0	0	0	0	0	W	19-9
12/05	Broncos	S	6	4	2	0.0	0.0	0	0	0	1	13	13	0	1	0	0	0	0	0	0	0	0	0	0	W	22-9
12/12	Raiders	S	0	0	0	0.0	0.0	0	0	0	0	0	0	0	0	1	0	0	0	0	0	0	0	0	0	W	48-9
2021 TOTALS		13-9	45	30	15	0.0	0.0	1	4	0	1	13	13	0	3	1	1	0	0	0	0	0	0	0	0	9-4	



JOE THUNEY

OFFENSIVE LINEMAN #62
NORTH CAROLINA STATE



6TH YEAR IN
THE NFL

1ST YEAR WITH
THE CHIEFS

HEIGHT: 6'5"
WEIGHT: 304
DRAFTED: FA-21
BIRTHDAY: 11/19/92


JOE THUNEY'S NFL REGULAR SEASON STATISTICS

DATE	TEAM	GP	GS
2016	Patriots	16	16
2017	Patriots	16	16
2018	Patriots	16	16
2019	Patriots	16	16
2020	Patriots	16	16
2021	Chiefs	13	13
NFL TOTALS		93	93

UPDATED PLAYER BIOS


2021 GAME-BY-GAME REGULAR-SEASON STATISTICS (CHIEFS)

DATE	OPPONENT	P/S	W/L	SCORE
09/12	Browns	S	W	33-29
09/19	at Ravens	S	L	35-36
09/26	Chargers	S	L	24-30
10/03	at Eagles	S	W	42-30
10/10	Bills	S	L	20-38
10/17	at Washington	S	W	31-13
10/24	at Titans	S	L	3-27
11/01	Giants	S	W	20-17
11/07	Packers	S	W	13-7
11/14	at Raiders	S	W	41-14
11/21	Cowboys	S	W	19-9
12/05	Broncos	S	W	22-9
12/12	Raiders	S	W	48-9
2021 TOTALS		13-13	9-4	



TOMMY TOWNSEND

PUNTER #5
FLORIDA



2ND YEAR IN THE NFL

2ND YEAR WITH THE CHIEFS

HEIGHT: 6'1"
WEIGHT: 194
DRAFTED: CFA-20
BIRTHDAY: 11/12/96

TOMMY TOWNSEND'S NFL REGULAR SEASON PUNTING STATISTICS

DATE	TEAM	GP	NO.	YDS.	AVG.	OPP. RET.	YDS.	NET YDS.	AVG.	TB	IN20	LG	BK
2020	Chiefs	16	52	2,339	45.0	15	119	2,100	40.4	6	20	67	0
2021	Chiefs	13	31	1,505	48.5	15	61	1,424	45.9	1	19	68	0
NFL TOTALS		29	83	3,844	46.3	30	180	3,524	42.5	7	39	68	0

2021 GAME-BY-GAME REGULAR-SEASON STATISTICS (CHIEFS)

DATE	OPPONENT	P/S	NO.	YDS.	AVG.	OPP. RET.	YDS.	NET YDS.	AVG.	TB	IN20	LG	BK	W/L	SCORE
09/12	Browns	P	2	91	45.5	1	4	87	43.5	0	2	47	0	W	33-29
09/19	at Ravens	P	3	135	45.0	1	16	119	39.7	0	0	54	0	L	35-36
09/26	Chargers	P	1	51	51.0	1	0	51	51.0	0	0	51	0	L	24-30
10/03	at Eagles	P	0	0	0.0	0	0	0	0.0	0	0	0	0	W	42-30
10/10	Bills	P	2	88	44.0	1	7	81	40.5	0	1	46	0	L	20-38
10/17	at Washington	P	2	53	26.5	0	0	53	26.5	0	1	34	0	W	31-13
10/24	at Titans	P	2	93	46.5	0	0	93	46.5	0	1	52	0	L	3-27
11/01	Giants	P	4	203	50.8	2	0	203	50.8	0	4	58	0	W	20-17
11/07	Packers	P	6	341	56.8	3	15	326	54.3	0	5	64	0	W	13-7
11/14	at Raiders	P	1	42	42.0	0	0	42	42.0	0	0	42	0	W	41-14
11/21	Cowboys	P	3	166	55.3	2	7	139	46.3	1	1	68	0	W	19-9
12/05	Broncos	P	4	190	47.5	3	6	184	46.0	0	3	54	0	W	22-9
12/12	Raiders	P	1	52	52.0	1	6	46	46.0	0	1	52	0	W	48-9
2021 TOTALS		13	31	1,505	48.5	15	61	1,424	45.9	1	19	68	0	9-4	

UPDATED PLAYER BIOS



MARK VITAL

TIGHT END #80
BAYLOR

ROOKIE

HEIGHT: 6'5"
WEIGHT: 250
DRAFTED: CFA-21
BIRTHDAY: 11/7/96



PRINCE TEGA WANOGHO

TACKLE #70
AUBURN

1ST YEAR IN THE NFL

1ST YEAR WITH THE CHIEFS

HEIGHT: 6'5"
WEIGHT: 303
DRAFTED: FA-20
BIRTHDAY: 11/22/97



PRINCE TEGA WANOGHO'S NFL REGULAR SEASON STATISTICS

DATE	TEAM	GP	GS
2020	Eagles	1	0
2021	Chiefs	1	0
NFL TOTALS		2	0

2021 GAME-BY-GAME REGULAR-SEASON STATISTICS (CHIEFS)

DATE	OPPONENT	P/S		W/L	SCORE
09/12	Browns		PRACTICE SQUAD	W	33-29
09/19	at Ravens		PRACTICE SQUAD	L	35-36
09/26	Chargers		PRACTICE SQUAD	L	24-30
10/03	at Eagles		PRACTICE SQUAD	W	42-30
10/10	Bills		PRACTICE SQUAD	L	20-38
10/17	at Washington		INACTIVE	W	31-13
10/24	at Titans		INACTIVE	L	3-27
11/01	Giants		INACTIVE	W	20-17
11/07	Packers		INACTIVE	W	13-7
11/14	at Raiders	P		W	41-14
11/21	Cowboys		DID NOT PLAY	W	19-9
12/05	Broncos		DID NOT PLAY	W	22-9
12/12	Raiders		INACTIVE	W	48-9
2021 TOTALS		1-0		9-4	

UPDATED PLAYER BIOS



CHARVARIUS WARD

CORNERBACK #35
MIDDLE TENNESSEE STATE

4TH YEAR IN THE NFL

4TH YEAR WITH THE CHIEFS

HEIGHT: 6'1"
WEIGHT: 195
DRAFTED: T (DAL)-18
BIRTHDAY: 5/16/96



CHARVARIUS WARD'S NFL REGULAR SEASON DEFENSIVE STATISTICS

DATE	TEAM	GP	GS	TACKLES					INTERCEPTIONS					O. FUMB					ST			MISC				
				TK	S	A	TFL	YDS	SK	YDS	QBH	NO	YDS	LG	TD	PD	FF	FR	TD	YDS	TK	S	A	FR	S	A
2018	Chiefs	13	2	18	17	1	0	0	0.0	0.0	0	0	0	0	3	0	0	0	0	12	9	3	0	0	0	
2019	Chiefs	16	16	74	56	18	0	0	0.0	0.0	0	2	10	10	0	11	1	0	0	0	0	0	0	0	0	
2020	Chiefs	14	13	51	38	13	1	9	1.0	9.0	3	0	0	0	6	0	0	0	0	0	0	0	0	0	0	
2021	Chiefs	9	8	41	31	10	0	0	0.0	0.0	0	1	0	0	6	0	0	0	0	0	0	0	0	0	0	
NFL TOTALS		52	39	184	142	42	1	9	1.0	9.0	3	3	10	10	0	26	1	0	0	0	12	9	3	0	0	0

2021 GAME-BY-GAME REGULAR-SEASON STATISTICS (CHIEFS)

DATE	OPPONENT	P/S	TACKLES					INTERCEPTIONS					O. FUMB					ST			MISC		W/L	SCORE				
			TK	S	A	SK	YDS	TFL	YDS	QBH	NO	YDS	LG	TD	PD	FF	FR	TD	YDS	TK	S	A			FR	S	A	
09/12	Browns	S	4	4	0	0	0	0	0	0	0	0	0	0	0	0	0	0	0	0	0	0	0	0	0	0	W	33-29
09/19	at Ravens	S	4	3	1	0	0	0	0	0	0	0	0	0	0	0	0	0	0	0	0	0	0	0	0	0	L	35-36
09/26	Chargers																										L	24-30
10/03	at Eagles																										W	42-30
10/10	Bills																										L	20-38
10/17	at Washington																										W	31-13
10/24	at Titans	P	2	2	0	0	0	0	0	0	0	0	0	1	0	0	0	0	0	0	0	0	0	0	0	0	L	3-27
11/01	Giants	S	5	4	1	0	0	0	0	0	0	0	0	0	0	0	0	0	0	0	0	0	0	0	0	0	W	20-17
11/07	Packers	S	7	5	2	0	0	0	0	0	0	0	0	1	0	0	0	0	0	0	0	0	0	0	0	0	W	13-7
11/14	at Raiders	S	1	0	1	0	0	0	0	0	0	0	0	0	0	0	0	0	0	0	0	0	0	0	0	0	W	41-14
11/21	Cowboys	S	7	5	2	0	0	0	0	0	1	0	0	0	3	0	0	0	0	0	0	0	0	0	0	0	W	19-9
12/05	Broncos	S	8	5	3	0	0	0	0	0	0	0	0	1	0	0	0	0	0	0	0	0	0	0	0	0	W	22-9
12/12	Raiders	S	3	3	0	0	0	0	0	0	0	0	0	0	0	0	0	0	0	0	0	0	0	0	0	0	W	48-9
2021 TOTALS		9-8	41	31	10	0	0	0	0	0	1	0	0	0	6	0	0	0	0	0	0	0	0	0	0	0	9-4	



ARMANI WATTS

SAFETY #23
TEXAS A&M

4TH YEAR IN THE NFL

4TH YEAR WITH THE CHIEFS

HEIGHT: 5'11"
WEIGHT: 190
DRAFTED: D4-18
BIRTHDAY: 3/19/96



UPDATED PLAYER BIOS

ARMANI WATTS' NFL REGULAR SEASON DEFENSIVE STATISTICS

DATE	TEAM	GP	TACKLES								INTERCEPTIONS					O. FUMB				ST				MISC		
			GS	TK	S	A	TFL	YDS	SK	YDS	QBH	NO	YDS	LG	TD	PD	FF	FR	TD	YDS	TK	S	A	FF	FR	S
2018	Chiefs	5	0	2	1	1	1	10	1.0	10.0	2	0	0	0	0	1	0	0	0	3	2	1	0	0	0	0
2019	Chiefs	16	0	7	5	2	1	7	1.0	7.0	1	0	0	0	0	0	0	0	10	8	2	0	0	0	0	
2020	Chiefs	16	1	14	12	2	0	0	0.0	0.0	0	0	0	0	1	0	0	0	3	3	0	0	0	0	0	
2021	Chiefs	13	0	9	5	4	1	2	0.0	0.0	0	0	0	0	0	1	0	0	9	5	4	0	0	0	0	
NFL TOTALS		50	1	32	23	9	3	19	2.0	17.0	3	0	0	0	2	0	1	0	25	18	7	0	0	0	0	

2021 GAME-BY-GAME REGULAR-SEASON STATISTICS (CHIEFS)

DATE	OPPONENT	P/S	TACKLES								INTERCEPTIONS					O. FUMB				ST				MISC		W/L	SCORE
			TK	S	A	SK	YDS	TFL	YDS	QBH	NO	YDS	LG	TD	PD	FF	FR	TD	YDS	TK	S	A	FF	FR	S		
09/12	Browns	P	1	0	1	0.0	0.0	0	0	0	0	0	0	0	0	0	0	0	0	0	0	0	0	0	0	W	33-29
09/19	at Ravens	P	0	0	0	0.0	0.0	0	0	0	0	0	0	0	0	0	0	1	1	0	0	0	0	0	L	35-36	
09/26	Chargers	P	0	0	0	0.0	0.0	0	0	0	0	0	0	0	0	0	0	1	0	1	0	0	0	0	L	24-30	
10/03	at Eagles	P	0	0	0	0.0	0.0	0	0	0	0	0	0	0	0	0	0	1	1	0	0	0	0	0	W	42-30	
10/10	Bills	P	0	0	0	0.0	0.0	0	0	0	0	0	0	0	0	0	0	0	0	0	0	0	0	0	L	20-38	
10/17	at Washington	P	0	0	0	0.0	0.0	0	0	0	0	0	0	0	0	0	0	1	0	1	0	0	0	0	W	31-13	
10/24	at Titans	P	0	0	0	0.0	0.0	0	0	0	0	0	0	0	0	0	0	0	0	0	0	0	0	0	L	3-27	
11/01	Giants	P	0	0	0	0.0	0.0	0	0	0	0	0	0	0	0	0	0	0	0	0	0	0	0	0	W	20-17	
11/07	Packers	P	0	0	0	0.0	0.0	0	0	0	0	0	0	0	0	0	0	1	1	0	0	0	0	0	W	13-7	
11/14	at Raiders	P	5	3	2	0.0	0.0	1	2	0	0	0	0	0	0	0	0	2	1	1	0	0	0	0	W	41-14	
11/21	Cowboys	P	0	0	0	0.0	0.0	0	0	0	0	0	0	0	0	0	0	0	0	0	0	0	0	0	W	19-9	
12/05	Broncos	P	0	0	0	0.0	0.0	0	0	0	0	0	0	0	0	0	0	1	1	0	0	0	0	0	W	22-9	
12/12	Raiders	P	3	2	1	0.0	0.0	0	0	0	0	0	0	0	0	1	0	1	0	1	0	0	0	0	W	48-9	
2021 TOTALS		13-0	9	5	4	0.0	0.0	1	2	0	0	0	0	0	0	0	1	0	9	5	4	0	0	0	0	9-4	



TERSRAWN WHARTON

DEFENSIVE TACKLE #98
MISSOURI S&T

2ND YEAR IN THE NFL

2ND YEAR WITH THE CHIEFS

HEIGHT: 6'4"
WEIGHT: 278
DRAFTED: CFA-20
BIRTHDAY: 6/25/98



TERSRAWN WHARTON'S NFL REGULAR SEASON DEFENSIVE STATISTICS

DATE	TEAM	GP	TACKLES								INTERCEPTIONS					O. FUMB				ST				MISC	
			GS	TK	S	A	TFL	YDS	SK	YDS	QBH	NO	YDS	LG	TD	PD	FF	FR	TD	YDS	TK	S	A	FF	FR
2020	Chiefs	16	1	27	14	13	4	13	2.0	13.0	4	0	0	0	0	1	1	0	-3	0	0	0	0	0	0
2021	Chiefs	13	1	21	11	10	0	0	1.0	5.0	2	1	0	0	0	1	0	0	0	0	0	0	0	0	0
NFL TOTALS		29	2	48	25	23	4	13	3.0	18.0	6	1	0	0	0	1	1	0	-3	0	0	0	0	0	0



UPDATED PLAYER BIOS

2021 GAME-BY-GAME REGULAR-SEASON STATISTICS (CHIEFS)

DATE	OPPONENT	P/S	TACKLES							INTERCEPTIONS				O. FUMB			ST				MISC		W/L	SCORE			
			TK	S	A	SK	YDS	TFL	YDS	QBH	NO	YDS	LG	TD	PD	FF	FR	TD	YDS	TK	S	A			FF	FR	S
09/12	Browns	S	3	1	2	0.0	0.0	0	0	0	0	0	0	0	0	0	0	0	0	0	0	0	0	0	0	W	33-29
09/19	at Ravens	P	1	0	1	0.0	0.0	0	0	0	0	0	0	0	0	0	0	0	0	0	0	0	0	0	L	35-36	
09/26	Chargers	P	0	0	0	0.0	0.0	0	0	0	0	0	0	0	0	0	0	0	0	0	0	0	0	0	L	24-30	
10/03	at Eagles	P	2	1	1	0.0	0.0	0	0	0	0	0	0	0	0	0	0	0	0	0	0	0	0	0	W	42-30	
10/10	Bills	P	2	1	1	0.0	0.0	0	0	0	0	0	0	0	0	0	0	0	0	0	0	0	0	0	L	20-38	
10/17	at Washington	P	1	0	1	0.0	0.0	0	0	0	1	0	0	0	1	0	0	0	0	0	0	0	0	0	W	31-13	
10/24	at Titans	P	1	1	0	0.0	0.0	0	0	0	0	0	0	0	0	0	0	0	0	0	0	0	0	0	L	3-27	
11/01	Giants	P	0	0	0	0.0	0.0	0	0	0	0	0	0	0	0	0	0	0	0	0	0	0	0	0	W	20-17	
11/07	Packers	P	4	2	2	0.0	0.0	0	0	0	0	0	0	0	0	0	0	0	0	0	0	0	0	0	W	13-7	
11/14	at Raiders	P	0	0	0	0.0	0.0	0	0	0	0	0	0	0	0	0	0	0	0	0	0	0	0	0	W	41-14	
11/21	Cowboys	P	2	2	0	0.0	0.0	0	0	0	0	0	0	0	0	0	0	0	0	0	0	0	0	0	W	19-9	
12/05	Broncos	P	2	2	0	0.0	0.0	0	0	0	0	0	0	0	0	0	0	0	0	0	0	0	0	0	W	22-9	
12/12	Raiders	P	3	1	2	1.0	5.0	0	0	2	0	0	0	0	0	0	0	0	0	0	0	0	0	0	W	48-9	
2021 TOTALS		13-1	21	11	10	1.0	5.0	0	0	2	1	0	0	0	1	0	0	0	0	0	0	0	0	0	9-4		



DARREL WILLIAMS

RUNNING BACK #31
LSU



4TH YEAR IN
THE NFL

4TH YEAR WITH
THE CHIEFS

HEIGHT: 5'11"
WEIGHT: 219
DRAFTED: CFA-18
BIRTHDAY: 4/15/95

DARREL WILLIAMS' NFL REGULAR SEASON RUSHING/RECEIVING STATISTICS

DATE	TEAM	GP	GS	RUSHING					RECEIVING				
				NO.	YDS.	AVG.	LG	TD	NO.	YDS.	AVG.	LG	TD
2018	Chiefs	6	0	13	44	3.4	8	0	3	27	9.0	11t	1
2019	Chiefs	12	0	41	141	3.4	41	3	15	167	11.1	52	1
2020	Chiefs	16	0	39	169	4.3	13t	1	18	116	6.4	15	0
2021	Chiefs	13	5	107	386	3.6	21	4	38	373	9.8	38t	2
NFL TOTALS		47	5	200	740	3.7	41	8	74	683	9.2	52	4

2021 GAME-BY-GAME REGULAR-SEASON STATISTICS (CHIEFS)

DATE	OPPONENT	P/S	RUSHING					RECEIVING					W/L	SCORE	
			NO.	YDS.	AVG.	LG	TD	NO.	YDS.	AVG.	LG	TD			
09/12	Browns	P	1	4	4.0	4	0	0	0	0.0	0	0	0	W	33-29
09/19	at Ravens	P	3	-2	-0.7	2t	1	0	0	0.0	0	0	0	L	35-36
09/26	Chargers	P	7	28	4.0	7	0	2	11	5.5	6	0	L	24-30	
10/03	at Eagles	P	10	42	4.2	10	1	2	16	8.0	9	0	W	42-30	
10/10	Bills	P	5	27	5.4	9	0	3	18	6.0	8	0	L	20-38	
10/17	at Washington	S	21	62	3.0	11	2	3	27	9.0	13	0	W	31-13	
10/24	at Titans	S	5	20	4.0	11	0	3	30	10.0	14	0	L	3-27	
11/01	Giants	S	13	49	3.8	12	0	6	61	10.2	17	0	W	20-17	
11/07	Packers	S	19	70	3.7	11	0	3	7	2.3	7	0	W	13-7	
11/14	at Raiders	S	11	43	3.9	21	0	9	101	11.2	38t	1	W	41-14	
11/21	Cowboys	P	5	15	3.0	10	0	1	11	11.0	11	0	W	19-9	
12/05	Broncos	P	5	20	4.0	12	0	3	60	20.0	38	0	W	22-9	
12/12	Raiders	P	2	8	4.0	7	0	3	31	10.3	23t	1	W	48-9	
2021 TOTALS		13-5	107	386	3.6	21	4	38	373	9.8	38T	2	9-4		

UPDATED PLAYER BIOS



DARRYL WILLIAMS

OFFENSIVE LINEMAN #64
MISSISSIPPI STATE



1ST YEAR IN THE NFL

1ST YEAR WITH THE CHIEFS

HEIGHT: 6'3"
WEIGHT: 304
DRAFTED: CFA-20
BIRTHDAY: 6/10/97

DARRYL WILLIAMS' NFL REGULAR SEASON STATISTICS

DATE	TEAM	GP	GS
2020	Chiefs	0	0
2021	Chiefs	0	0
NFL TOTALS		0	0

2021 GAME-BY-GAME REGULAR-SEASON STATISTICS (CHIEFS)

DATE	OPPONENT	P/S	W/L	SCORE
09/12	Browns		W	33-29
09/19	at Ravens		L	35-36
09/26	Chargers		L	24-30
10/03	at Eagles		W	42-30
10/10	Bills		L	20-38
10/17	at Washington		W	31-13
10/24	at Titans		L	3-27
11/01	Giants		W	20-17
11/07	Packers		W	13-7
11/14	at Raiders		W	41-14
11/21	Cowboys		W	19-9
12/05	Broncos		W	22-9
12/12	Raiders		W	48-9
2021 TOTALS		0-0	9-4	



JAMES WINCHESTER

LONG SNAPPER #41
OKLAHOMA



7TH YEAR IN THE NFL

7TH YEAR WITH THE CHIEFS

HEIGHT: 6'3"
WEIGHT: 242
DRAFTED: FA-15
BIRTHDAY: 8/6/89



UPDATED PLAYER BIOS

JAMES WINCHESTER'S NFL REGULAR SEASON STATISTICS

DATE	TEAM	GP
2015	Chiefs	16
2016	Chiefs	16
2017	Chiefs	16
2018	Chiefs	16
2019	Chiefs	16
2020	Chiefs	16
2021	Chiefs	13
NFL TOTALS		109

2021 GAME-BY-GAME REGULAR-SEASON STATISTICS (CHIEFS)

DATE	OPPONENT		W/L	SCORE
09/12	Browns	P	W	33-29
09/19	at Ravens	P	L	35-36
09/26	Chargers	P	L	24-30
10/03	at Eagles	P	W	42-30
10/10	Bills	P	L	20-38
10/17	at Washington	P	W	31-13
10/24	at Titans	P	L	3-27
11/01	Giants	P	W	20-17
11/07	Packers	P	W	13-7
11/14	at Raiders	P	W	41-14
11/21	Cowboys	P	W	19-9
12/05	Broncos	P	W	22-9
12/12	Raiders	P	W	48-9
2021 TOTALS		13	9-4	



ANDREW WYLIE

GUARD #77
EASTERN MICHIGAN



4TH YEAR IN THE NFL

5TH YEAR WITH THE CHIEFS

HEIGHT: 6'6"
WEIGHT: 310
DRAFTED: FA-17
BIRTHDAY: 8/19/94

ANDREW WYLIE'S NFL REGULAR SEASON STATISTICS

DATE	TEAM	GP	GS
2017	Colts	0	0
2017	Browns	0	0
2017	Chargers	0	0
2017	Chiefs	0	0
2017	TOTAL	0	0
2018	Chiefs	16	10
2019	Chiefs	11	11
2020	Chiefs	14	14
2021	Chiefs	9	4
NFL TOTALS		50	39

Went from **Indianapolis** to **Cleveland**.
Went from **Cleveland** to **L.A. Chargers**.
Went from **L.A. Chargers** to **Kansas City**.

UPDATED PLAYER BIOS

2021 GAME-BY-GAME REGULAR-SEASON STATISTICS (CHIEFS)

DATE	OPPONENT	P/S		W/L	SCORE
09/12	Browns		DID NOT PLAY	W	33-29
09/19	at Ravens		DID NOT PLAY	L	35-36
09/26	Chargers		DID NOT PLAY	L	24-30
10/03	at Eagles		DID NOT PLAY	W	42-30
10/10	Bills	P		L	20-38
10/17	at Washington	P		W	31-13
10/24	at Titans	P		L	3-27
11/01	Giants	P		W	20-17
11/07	Packers	P		W	13-7
11/14	at Raiders	S		W	41-14
11/21	Cowboys	S		W	19-9
12/05	Broncos	S		W	22-9
12/12	Raiders	S		W	48-9
2021 TOTALS		9-4		9-4	

***ALL-TIME
RECORDS***



REGULAR INDIVIDUAL

Service

Most Seasons, Active Players

15 Jerrel Wilson	1963-77
15 Dustin Colquitt	2005-19
14 Len Dawson	1962-75
14 Ed Budde	1963-76
14 Nick Lowery	1980-93
14 Will Shields	1993-06
13 Jim Tyrer	1961-73
13 Buck Buchanan	1963-75
13 Emmitt Thomas	1966-78
13 Jan Stenerud	1967-79
13 Jack Rudnay	1970-82
13 John Alt	1984-96
13 Derrick Johnson	2005-17
12 Johnny Robinson	1960-71
12 Dave Hill	1963-74
12 Bobby Bell	1963-74
12 Mike Livingston	1968-79
12 Henry Marshall	1976-87
12 Tony Gonzalez	1997-08
12 Tamba Hali	2006-17

Most Games Played, Career (All 175+)

238 Dustin Colquitt	2005-19
224 Will Shields	1993-06
212 Nick Lowery	1980-93
203 Jerrel Wilson	1963-77
190 Tony Gonzalez	1997-08
186 Jan Stenerud	1967-79
183 Len Dawson	1962-75
183 Buck Buchanan	1963-75
182 Derrick Johnson	2005-17
181 Emmitt Thomas	1966-78
180 Jim Tyrer	1961-73
179 John Alt	1984-96
178 Jack Rudnay	1970-82
177 Ed Budde	1963-76
177 Tamba Hali	2006-17

Most Games Started, Career (Since 1968)

223 Will Shields	1993-06
174 Tony Gonzalez	1997-08
171 Jack Rudnay	1970-82
169 Derrick Johnson	2005-17
164 Tim Grunhard	1990-00
*158 Len Dawson (*Since 1962)	1962-75
157 Derrick Thomas	1989-99
157 Tamba Hali	2006-17

Most Starts, Rookie, Season

16 Sylvester Hicks	1978
16 Art Still	1978
16 Dave Lutz	1983
16 Kevin Ross	1984
16 Dino Hackett	1986
16 Derrick Thomas	1989
16 Greg Wesley	2000
16 Derrick Johnson	2005
16 Tamba Hali	2006
16 Brandon Carr	2008
16 Glenn Dorsey	2008
16 Eric Berry	2010
16 Dontari Poe	2012
16 Marcus Peters	2015

16 Kareem Hunt	2017
16 Juan Thornhill	2019

Most Consecutive Games Played, Career

224 Will Shields	Sept. 5, 1993 - Dec. 31, 2006
186 Jan Stenerud	Sept. 9, 1967 - Dec. 16, 1979
184 Dustin Colquitt	Nov. 9, 2008 - Dec. 29, 2019
180 Jim Tyrer	Sept. 10, 1961 - Dec. 2, 1973
168 Bobby Bell	Sept. 7, 1963 - Dec. 14, 1974
166 Buck Buchanan	Sept. 7, 1963 - Dec. 1, 1974

Most Consecutive Games Started (Since 1968)

223 Will Shields	Sept. 12, 1993 - Dec. 31, 2006
144 Emmitt Thomas	Sept. 28, 1968 - Oct. 15, 1978
134 Jim Lynch	Sept. 9, 1968 - Nov. 6, 1977
120 Tim Grunhard	Sept. 5, 1993 - Oct. 29, 2000
120 Tony Gonzalez	Sept. 19, 1999 - Nov. 12, 2006

Most Consecutive Games Started To Begin Career

101 Gary Barbaro	1976-82
64 Brandon Carr	2008-11
51 Art Still	1978-81
41 Tamba Hali	2006-08
37 Greg Wesley	2000-02

Most Games Started, Quarterback, Career

158 Len Dawson	1962-75
88 Trent Green	2001-06
77 Bill Kenney	1979-88
76 Alex Smith	2013-17
75 Mike Livingston	1968-79
59 Patrick Mahomes	2017-21

Most Consecutive Games Started, Quarterback

81 Trent Green	Sept. 9, 2001 - Sept. 10, 2006
44 Len Dawson	Oct. 31, 1965 - Nov. 3, 1968
35 Steve DeBerg	Nov. 26, 1989 - Dec. 8, 1991
28 Steve Bono	Sept. 3, 1995 - Nov. 24, 1996
28 Elvis Grbac	Dec. 26, 1998 - Nov. 19, 2000
28 Len Dawson	Sept. 8, 1962 - Nov. 8, 1963

Most Consecutive Seasons Starting Every Game, QB

5 Trent Green	2001-05
2 Len Dawson	1966-67

Scoring

Most Points, Career (All 400+)

1,466 Nick Lowery	1980-93
1,231 Jan Stenerud	1967-79
648 Harrison Butker	2017-21
517 Ryan Succop	2009-13
500 Priest Holmes	2001-07
462 Tony Gonzalez	1997-08
442 Pete Stoyanovich	1996-00

Most Seasons, 100 or More Points

11 Nick Lowery	1981, '83-86, '88-93
5 Jan Stenerud	1967-71
4 Ryan Succop	2009-10, '12-13
4 Harrison Butker	2017-20
3 Pete Stoyanovich	1997-99
3 Lawrence Tynes	2004-06
3 Cairo Santos	2014-16
2 Lin Elliott	1994-95
2 Morten Andersen	2002-03
2 Priest Holmes	2002-03
2 Larry Johnson	2005-06
1 Jack Spikes	1960
1 Abner Haynes	1962
1 Todd Peterson	2001

REGULAR INDIVIDUAL

1 Tyreek Hill	2020
Most Points, Season (All 125+)	
162 Priest Holmes	2003
147 Harrison Butker	2019
144 Priest Holmes	2002
142 Harrison Butker	2017
139 Nick Lowery	1990
137 Harrison Butker	2018
129 Jan Stenerud	1968
129 Cairo Santos	2015
129 Cairo Santos	2016
126 Larry Johnson	2005
125 Lawrence Tynes	2005
Most Points, Non-Kickers, Rookie, Season	
72 Abner Haynes	1960
72 Tyreek Hill	2016
66 Billy Jackson	1981
66 Kareem Hunt	2017
48 Johnny Robinson	1960
48 Mike Garrett	1966
Most Points, Kickers, Rookie, Season	
142 Harrison Butker	2017
113 Cairo Santos	2014
108 Jan Stenerud	1967
104 Jack Spikes	1960
104 Ryan Succop	2009
Most Points, Game	
30 Abner Haynes vs. Oakland	Nov. 26, 1961
30 Jamaal Charles at Oakland	Dec. 15, 2013
24 Frank Jackson vs. Denver	Dec. 10, 1961
24 Abner Haynes vs. Boston	Sept. 8, 1962
24 Frank Jackson at San Diego	Dec. 13, 1964
24 Bert Coan at Denver	Oct. 23, 1966
24 Priest Holmes at Cleveland	Sept. 8, 2002
24 Priest Holmes vs. Atlanta	Oct. 24, 2004
24 Derrick Blaylock vs. Atlanta	Oct. 24, 2004
24 Larry Johnson vs. Seattle	Oct. 29, 2006
Most Touchdowns, Career	
83 Priest Holmes (76 rush, 7 rec.)	2001-07
76 Tony Gonzalez (0 rush, 76 rec.)	1997-08
66 Tyreek Hill (6 rush, 55 rec. 1 KR, 4 PR)	2016-21
64 Jamaal Charles (43 rush, 20 rec., 1 KR)	2008-16
61 Larry Johnson (55 rush, 6 rec.)	2003-09
60 Otis Taylor (3 rush, 57 rec.)	1965-75
58 Abner Haynes(39 rush, 17 rec., 1 KR, 1 fum.)	1960-64
Most Touchdowns, Season	
27 Priest Holmes (27 rush, 0 rec.)	2003
24 Priest Holmes (21 rush, 3 rec.)	2002
21 Larry Johnson (20 rush, 1 rec)	2005
19 Abner Haynes (13 rush, 6 rec.)	1962
19 Larry Johnson (17 rush, 2 rec.)	2006
19 Jamaal Charles (12 rush, 7 rec.)	2013
Most Touchdowns, Rookie, Season	
12 Abner Haynes (9 rush, 3 rec.)	1960
12 Tyreek Hill (3 rush, 6 rec., 2 PR, 1 KR)	2016
11 Billy Jackson (10 rush, 1 rec.)	1981
11 Kareem Hunt (8 rush, 3 rec.)	2017
8 Johnny Robinson (4 rush, 4 rec.)	1960
8 Mike Garrett (6 rush, 1 rec., 1 PR)	1966
Most Touchdowns, Game	
5 Abner Haynes vs. Oakland	Nov. 26, 1961
5 Jamaal Charles at Oakland	Dec. 15, 2013
4 Frank Jackson vs. Denver	Dec. 10, 1961
4 Abner Haynes vs. Boston	Sept. 8, 1962

4 Frank Jackson at San Diego	Dec. 13, 1964
4 Bert Coan at Denver	Oct. 23, 1966
4 Priest Holmes at Cleveland	Sept. 8, 2002
4 Priest Holmes vs. Atlanta	Oct. 24, 2004
4 Derrick Blaylock vs. Atlanta	Oct. 24, 2004
4 Larry Johnson vs. Seattle	Oct. 29, 2006
3 44 times;	
Last, Tyreek Hill at Philadelphia	Oct. 3, 2021
Most Consecutive Games Scoring Touchdowns	
11 Priest Holmes	2002
9 Larry Johnson	2006
8 Priest Holmes	2003-04
8 Larry Johnson	2004-05
8 Kareem Hunt	2018
7 Marcus Allen	1993
7 Priest Holmes	2004-05
7 Larry Johnson	2005
7 Dwayne Bowe	2010
7 Jamaal Charles	2013
Most Points After TD Attempted, Career	
483 Nick Lowery	1980-93
409 Jan Stenerud	1967-79
240 Harrison Butker	2017-21
164 Pete Stoyanovich	1996-00
160 Ryan Succop	2009-13
149 Tommy Brooker	1962-66
Most Points After TD Attempted, Season	
69 Harrison Butker	2018
60 Lawrence Tynes	2004
59 Morten Andersen	2003
54 Harrison Butker	2020
52 Ryan Succop	2013
51 Morten Andersen	2002
48 Harrison Butker	2019
46 Tommy Brooker	1964
Most Points After TD Attempted, Game	
8 Tommy Brooker at Denver	Sept. 7, 1963
8 Mike Mercer at Denver	Oct. 23, 1966
8 Lawrence Tynes vs. Atlanta	Oct. 24, 2004
8 Ryan Succop at Oakland	Dec. 15, 2013
Most Points After TD Made, Career	
479 Nick Lowery	1980-93
394 Jan Stenerud	1967-79
225 Harrison Butker	2017-21
163 Pete Stoyanovich	1996-00
160 Ryan Succop	2009-13
149 Tommy Brooker	1962-66
Most Points After TD Made, Season	
65 Harrison Butker	2018
58 Morten Andersen	2003
58 Lawrence Tynes	2004
52 Ryan Succop	2013
51 Morten Andersen	2002
48 Harrison Butker	2020
46 Tommy Brooker	1964
Most Points After TD Made, Game	
8 Tommy Brooker at Denver	Sept. 7, 1963
8 Mike Mercer at Denver	Oct. 23, 1966
8 Lawrence Tynes vs. Atlanta	Oct. 24, 2004
8 Ryan Succop at Oakland	Dec. 15, 2013
7 Cotton Davidson vs. Denver	Dec.10, 1961
7 T. Brooker at N.Y. Titans	Nov. 11, 1962
7 Jack Spikes vs. Denver	Dec. 8, 1963
7 Tommy Brooker vs. Houston	Nov. 28, 1965

REGULAR INDIVIDUAL

7 Morten Andersen vs. Arizona	Dec. 1, 2002
7 Morten Andersen vs. St. Louis	Dec. 8, 2002
7 Lawrence Tynes at Tennessee	Dec. 13, 2004
Most Consecutive Points After TD	
197 Nick Lowery	1983-89
160 Ryan Succop	2009-13
155 Jan Stenerud	1968-73
149 Tommy Brooker	1962-66
Highest Point After Percentage, Career (100 PATs)	
100.00 Ryan Succop (160-160)	2009-13
100.00 Tommy Brooker (149-149)	1962-66
99.39 Pete Stoyanovich (163-164)	1996-00
99.17 Nick Lowery (479-483)	1980-93
99.09 Morten Andersen (109-110)	2002-03
97.16 Lawrence Tynes (137-141)	2004-06
Most Field Goals Attempted, Career	
436 Jan Stenerud	1967-79
410 Nick Lowery	1980-93
157 Harrison Butker	2017-21
147 Ryan Succop	2009-13
115 Pete Stoyanovich	1996-00
105 Cairo Santos	2014-17
Most Field Goals Attempted, Season	
44 Jan Stenerud	1971
42 Jan Stenerud	1970
42 Harrison Butker	2017
40 Jan Stenerud	1968
Most Field Goals Attempted, Game	
7 Cairo Santos at Cincinnati	October 4, 2015
7 Jan Stenerud vs. Buffalo	Dec. 19, 1971
6 Tommy Brooker vs. San Diego	Dec. 16, 1962
6 Jan Stenerud	6 times
Last; at Washington	Oct. 10, 1976
6 Todd Peterson vs. Denver	Dec. 16, 2001
6 Ryan Succop at New Orleans	Sept. 23, 2012
6 Harrison Butker vs. Miami	Dec. 24, 2017
Most Seasons Leading League, Field Goals Made	
3 Jan Stenerud	1967, '70, '75
Most Field Goals Made, Career	
329 Nick Lowery	1980-93
279 Jan Stenerud	1967-79
141 Harrison Butker	2017-21
119 Ryan Succop	2009-13
93 Pete Stoyanovich	1996-00
89 Cairo Santos	2014-17
Most Field Goals Made, Season	
38 Harrison Butker	2017
34 Nick Lowery	1990
34 Harrison Butker	2019
31 Cairo Santos	2016
30 Jan Stenerud	1968, '70
30 Cairo Santos	2015
28 Ryan Succop	2012
Most Field Goals Made, Rookie, Season	
38 Harrison Butker	2017
25 Ryan Succop	2009
25 Cairo Santos	2014
21 Jan Stenerud	1967
13 Jack Spikes	1960
12 Tommy Brooker	1962
Most Field Goals Made, Game	
7 Cairo Santos at Cincinnati	Oct. 5, 2015
6 Ryan Succop at New Orleans	Sept. 23, 2012
5 Jan Stenerud	3 times

Last; vs. Buffalo	Dec. 19, 1971
5 Nick Lowery	4 times
Last; vs. Denver	Sept. 20, 1993
5 Ryan Succop vs. Minnesota	Oct. 2, 2011
5 Cairo Santos at Denver	Nov. 15, 2015
5 Harrison Butker	4 times
Last; vs. Denver	Dec. 6, 2020
4 Tommy Brooker vs. San Diego	Dec. 16, 1962
4 Mike Mercer at N.Y. Jets	Nov. 27, 1966
4 Lin Elliott vs. Seattle	Dec. 24, 1995
4 Jan Stenerud	10 times
4 Nick Lowery	8 times
4 Pete Stoyanovich	2 times
4 Todd Peterson vs. Denver	Dec. 16, 2001
4 Lawrence Tynes	2 times
Last; vs. Denver	Nov. 23, 2006
4 Nick Novak vs. Denver	Sept. 28, 2008
4 Ryan Succop	4 times
Last; at Tennessee	Oct. 6, 2013
4 Cairo Santos	5 times
Last; at Carolina	Nov. 13, 2016
4 Harrison Butker	5 times
Last; at Tennessee	Nov. 10, 2019
Most Consecutive Games Scoring Field Goals	
16 Harrison Butker	2019-20
15 Lawrence Tynes	2004-05
14 Jan Stenerud	1970
14 Harrison Butker	2017-18
12 Pete Stoyanovich	1997-98
11 Jan Stenerud	1968-69
11 Jan Stenerud	1971-72
11 Nick Lowery	1985-86
11 Morten Andersen	2002
Most Consecutive Games Scoring Field Goals, Single Season	
14 Jan Stenerud	1970
14 Harrison Butker	2019
13 Harrison Butker	2017
12 Lawrence Tynes	2005
11 Morten Andersen	2002
Most Consecutive Field Goals Made	
23 Harrison Butker	2017
22 Pete Stoyanovich	1997-98
22 Ryan Succop	2011
21 Nick Lowery	1990
21 Nick Lowery	1991
16 Jan Stenerud	1969
16 Harrison Butker	2019-20
16 Harrison Butker	2020-21
Longest Field Goal	
58 Nick Lowery at Washington	Sept. 18, 1983
58 Nick Lowery vs. L.A. Raiders	Sept. 12, 1985
58 Harrison Butker at L.A. Chargers	Sept. 20, 2020
58 Harrison Butker at L.A. Chargers	Sept. 20, 2020
57 Nick Lowery vs. Seattle	Sept. 14, 1980
56 Harrison Butker at Chicago	Dec. 22, 2019
56 Harrison Butker vs. Denver	Dec. 5, 2021
55 Jan Stenerud at Denver	Oct. 4, 1970
55 Harrison Butker vs. Carolina	Nov. 8, 2020
55 Harrison Butker vs. Green Bay	Nov. 7, 2021
54 Jan Stenerud at Houston	Sept. 9, 1967
54 Jan Stenerud at Denver	Oct. 5, 1969
54 Jan Stenerud at San Francisco	Dec. 6, 1971

REGULAR INDIVIDUAL

54 Nick Lowery vs. L.A. Raiders	Nov. 6, 1983
54 Nick Lowery at Detroit	Nov. 26, 1987
54 Pete Stoyanovich vs. Denver	Nov. 16, 1997
54 Ryan Succop vs. Minnesota	Oct. 2, 2011
54 Cairo Santos at Houston	Sept. 18, 2016
54 Harrison Butker at Seattle	Dec. 23, 2018
54 Harrison Butker vs. Minnesota	Nov. 3, 2019
54 Harrison Butker vs. Buffalo	Oct. 10, 2021
54 Harrison Butker vs. Las Vegas	Dec. 12, 2021
Highest Field Goal Percentage, Career (100 Attempts)	
89.8 Harrison Butker (141-157)	2017-21
84.8 Cairo Santos (89-105)	2014-17
81.0 Ryan Succop (119-147)	2009-13
80.9 Pete Stoyanovich (93-115)	1996-00
80.2 Nick Lowery (329-410)	1980-93
64.0 Jan Stenerud (279-436)	1967-79
Highest Field Goal Percentage, Season	
96.3 Pete Stoyanovich (26-27)	1997
92.6 Harrison Butker (25-27)	2020
91.9 Nick Lowery (34-37)	1990
91.6 Nick Lowery (22-24)	1992
90.5 Harrison Butker (38-42)	2017
89.5 Harrison Butker (34-38)	2019
88.9 Nick Lowery (24-27)	1985
88.9 Harrison Butker (24-27)	2018
Highest Field Goal Percentage, Career At GEHA Field at Arrowhead	
88.5 Harrison Butker (77-87)	2017-21
88.1 Pete Stoyanovich (52-59)	1996-00
85.6 Nick Lowery (179-209)	1980-93
82.4 Ryan Succop (61-74)	2009-13
79.2 Cairo Santos (38-48)	2014-17
Attempts Less Than 40 Yards, Season (15 Attempts)	
23-26 Cairo Santos	2016
24-25 Harrison Butker	2017
21-21 Nick Lowery	1991
20-20 Pete Stoyanovich	1998
16-20 Ryan Succop	2012
18-19 Harrison Butker	2019
18-18 Harrison Butker	2020
17-18 Cairo Santos	2014
17-18 Cairo Santos	2015
17-17 Ryan Succop	2009
16-16 Morten Andersen	2002
16-16 Harrison Butker	2018
15-16 Ryan Succop	2013
14-15 Ryan Succop	2011
14-15 Harrison Butker	2021
Most Field Goals, No Misses, Game	
7 Cairo Santos at Cincinnati	Oct. 4, 2015
6 Ryan Succop at New Orleans	Sept. 23, 2012
5 Jan Stenerud at Buffalo	Nov. 2, 1969
5 Jan Stenerud vs. Buffalo	Dec. 7, 1969
5 Nick Lowery vs. L.A. Raiders	Sept. 12, 1985
5 Nick Lowery at Chicago	Dec. 29, 1990
5 Nick Lowery vs. Denver	Sept. 20, 1993
5 Ryan Succop vs. Minnesota	Oct. 2, 2011
5 Harrison Butker at Houston	Oct. 8, 2017
5 Harrison Butker vs. Denver	Oct. 30, 2017
5 Harrison Butker vs. Denver	Dec. 6, 2020
Most Field Goals, 50 or More Yards, Career	
20 Nick Lowery	1980-93
19 Harrison Butker	2017-21
12 Jan Stenerud	1967-79

9 Ryan Succop	2009-13
7 Cairo Santos	2014-16
6 Lawrence Tynes	2004-06
5 Pete Stoyanovich	1996-99
Most Field Goals, 50 or More Yards, Season	
6 Harrison Butker	2021
4 Nick Lowery	1980
4 Cairo Santos	2015
4 Harrison Butker	2017, 2020
3 Nick Lowery	1985, 1988
3 Ryan Succop	2011
3 Harrison Butker	2019
2 Pete Stoyanovich	1997, 1998
2 Lawrence Tynes	2004, 2005, 2006
2 Ryan Succop	2009, 2012
2 Cairo Santos	2016
2 Harrison Butker	2018
Most Field Goals, 50 or More Yards, Game	
2 Nick Lowery vs. Seattle	Sept. 14, 1980
2 Nick Lowery at New Orleans	Sept. 8, 1985
2 Nick Lowery at Detroit	Nov. 26, 1987
2 Lawrence Tynes at Miami	Oct. 21, 2005
2 Ryan Succop vs. Minnesota	Oct. 2, 2011
2 Cairo Santos at Cincinnati	Oct. 4, 2015
2 Harrison Butker at L.A. Chargers	Sept. 20, 2020
Most Defensive Touchdowns, Career	
8 Bobby Bell (6 INTs, 2 FRs)	1963-74
5 Emmitt Thomas (5 INTs)	1966-78
5 Jim Kearney (5 INTs)	1967-75
5 Eric Berry (5 INTs)	2010-18
4 Lloyd Burruss (4 INTs)	1981-91
4 Derrick Thomas (4 FRs)	1989-99
4 James Hasty (3 INTs, 1 FR)	1995-99
4 Derrick Johnson (4 INTs)	2005-17
4 Daniel Sorensen (4 INTs)	2014-21
Most Defensive Touchdowns, Season	
4 Jim Kearney (4 INTs)	1972
3 David Webster (2 INTs, 1 FR)	1960
3 Lloyd Burruss (3 INTs)	1986
3 Charles Mincy (2 INTs, 1 FR)	1992
3 Mark McMillian (3 INTs)	1997
Most Defensive Touchdowns, Game	
2 Jim Kearney at Denver	Oct. 1, 1972
2 Lloyd Burruss vs. San Diego	Oct. 19, 1986
2 Kris Dishman at Oakland	Nov. 28, 1999
2 Derrick Johnson at Denver	Jan. 3, 2010
Most Special Teams Touchdowns, Career	
11 Dante Hall (5 PRs, 6 KORs)	2000-06
8 Tamarick Vanover (4 PRs, 4 KORs)	1995-99
5 Tyreek Hill (4 PRs, 1 KOR)	2016-21
4 J.T. Smith (4 PRs)	1978-84
3 Dexter McCluster (3 PRs)	2010-13
2 Six players tied	
Most Special Teams Touchdowns, Season	
4 Dante Hall (2 PRs, 2 KR)	2003
3 Tamarick Vanover (2 KR, 1 PR)	1995
3 Dante Hall (2 PRs, 1 KR)	2002
3 Tyreek Hill (2 PRs, 1 KR)	2016
2 J.T. Smith (2 PRs)	1979
2 J.T. Smith (2 PRs)	1980
2 Paul Palmer (2 KR)	1987
2 Dale Carter (2 PRs)	1992
2 Dante Hall (2 KR)	2004
2 Dexter McCluster (2 PRs)	2013

REGULAR INDIVIDUAL

Most Safeties, Career

3	Derrick Thomas	1989-98
2	Bill Maas	1984-92
2	Dan Saleaumua	1989-96
2	Joe Phillips	1992-97
1	Buck Buchanan	1963-75
1	Willie Lanier	1967-77
1	John Lohmeyer	1973, '75-77
1	Ed Beckman	1977-84
1	Dino Hackett	1986-92
1	Albert Lewis	1983-93
1	Rob McGovern	1989-90
1	Bernard Pollard	2006-08
1	Tamba Hali	2006-16
1	Justin Houston	2011-18
1	D.J. Alexander	2015-16
1	Chris Jones	2016-20

Most Safeties, Season

1	Buck Buchanan	1968
1	Willie Lanier	1974
1	John Lohmeyer	1976
1	Ed Beckman	1978
1	Dino Hackett	1988
1	Albert Lewis	1988
1	Bill Maas	1988, '90
1	Rob McGovern	1989
1	Dan Saleaumua	1991, '96
1	Derrick Thomas	1994, '97, '98
1	Joe Phillips	1997
1	Bernard Pollard	2007
1	Tamba Hali	2009
1	Justin Houston	2012
1	D.J. Alexander	2015
1	Chris Jones	2020

Most Two-Point Conversions, Career

4	Travis Kelce	2013-21
3	Tony Gonzalez	1997-08
2	Bo Dickinson	1960-61
2	Curtis McClinton	1962-69
2	Jerrel Wilson	1963-77
2	Reg Carolan	1964-68
2	Trent Green	2001-06
2	Eddie Kennison	2001-07

Most Two-Point Conversions, Season

2	Bo Dickinson	1961
2	Travis Kelce	2015

Most Two-Point Conversion Passes, Career

8	Len Dawson	1962-75
4	Trent Green	2001-06
4	Alex Smith	2013-17
2	Randy Duncan	1961
2	Elvis Grbac	1997-00

Rushing

Most Seasons Leading League in Rushing

1	Abner Haynes	1960
1	Christian Okoye	1989
1	Priest Holmes	2001
1	Kareem Hunt	2017

Most Rushing Attempts, Career

1,375	Larry Johnson	2003-09
1,332	Jamaal Charles	2008-16
1,321	Priest Holmes	2001-07

1,246	Christian Okoye	1987-92
-------	-----------------	---------

1,157	Ed Podolak	1969-77
-------	------------	---------

Most Rushing Attempts, Season

*416	Larry Johnson	2006
------	---------------	------

370	Christian Okoye	1989
-----	-----------------	------

336	Larry Johnson	2005
-----	---------------	------

327	Priest Holmes	2001
-----	---------------	------

320	Priest Holmes	2003
-----	---------------	------

*NFL RECORD

Most Rushing Attempts, Consecutive Seasons

752	Larry Johnson (336, 416)	2005-06
-----	--------------------------	---------

640	Priest Holmes (327, 313)	2001-02
-----	--------------------------	---------

633	Priest Holmes (313, 320)	2002-03
-----	--------------------------	---------

615	Christian Okoye (370, 245)	1989-90
-----	----------------------------	---------

574	Larry Johnson (416, 158)	2006-07
-----	--------------------------	---------

Most Rushing Attempts, Rookie, Season

272	Kareem Hunt	2017
-----	-------------	------

234	Joe Delaney	1981
-----	-------------	------

181	Clyde Edwards-Helaire	2020
-----	-----------------------	------

174	Robert Holmes	1968
-----	---------------	------

157	Christian Okoye	1987
-----	-----------------	------

156	Abner Haynes	1960
-----	--------------	------

Most Rushing Attempts, Game

39	Larry Johnson vs. Seattle	Oct. 29, 2006
----	---------------------------	---------------

38	Christian Okoye at Green Bay	Dec. 10, 1989
----	------------------------------	---------------

37	Christian Okoye vs. Seattle	Nov. 5, 1989
----	-----------------------------	--------------

36	Larry Johnson at Houston	Nov. 20, 2005
----	--------------------------	---------------

35	Barry Word vs. L.A. Raiders	Dec. 22, 1991
----	-----------------------------	---------------

Most Rushing Yards, Career

7,260	Jamaal Charles	2008-16
-------	----------------	---------

6,070	Priest Holmes	2001-07
-------	---------------	---------

6,015	Larry Johnson	2003-09
-------	---------------	---------

4,897	Christian Okoye	1987-92
-------	-----------------	---------

4,451	Ed Podolak	1969-77
-------	------------	---------

Most Rushing Yards, Season (All 1,000+)

1,789	Larry Johnson	2006
-------	---------------	------

1,750	Larry Johnson	2005
-------	---------------	------

1,615	Priest Holmes	2002
-------	---------------	------

1,555	Priest Holmes	2001
-------	---------------	------

1,509	Jamaal Charles	2012
-------	----------------	------

1,480	Christian Okoye	1989
-------	-----------------	------

1,467	Jamaal Charles	2010
-------	----------------	------

1,420	Priest Holmes	2003
-------	---------------	------

1,327	Kareem Hunt	2017
-------	-------------	------

1,287	Jamaal Charles	2013
-------	----------------	------

1,121	Joe Delaney	1981
-------	-------------	------

1,120	Jamaal Charles	2009
-------	----------------	------

1,087	Mike Garrett	1967
-------	--------------	------

1,053	Tony Reed	1978
-------	-----------	------

1,049	Abner Haynes	1962
-------	--------------	------

1,033	Jamaal Charles	2014
-------	----------------	------

1,031	Christian Okoye	1991
-------	-----------------	------

1,015	Barry Word	1990
-------	------------	------

Most Rushing Yards, Consecutive Seasons

3,539	Larry Johnson (1,750, 1,789)	2005-06
-------	------------------------------	---------

3,170	Priest Holmes (1,555, 1,615)	2001-02
-------	------------------------------	---------

3,035	Priest Holmes (1,615, 1,420)	2002-03
-------	------------------------------	---------

2,796	Jamaal Charles (1,509, 1,287)	2012-13
-------	-------------------------------	---------

2,348	Larry Johnson (1,789, 559)	2006-07
-------	----------------------------	---------

Most Rushing Yards, Rookie, Season

1,327	Kareem Hunt	2017
-------	-------------	------

1,121	Joe Delaney	1981
-------	-------------	------

875	Abner Haynes	1960
-----	--------------	------

866	Robert Holmes	1968
-----	---------------	------

REGULAR INDIVIDUAL

803 Clyde Edwards-Helaire	2020
801 Mike Garrett	1966
Most Rushing Yards, Game (All 200+)	
259 Jamaal Charles at Denver	Jan. 3, 2010
233 Jamaal Charles at New Orleans	Sept. 23, 2012
226 Jamaal Charles vs. Indianapolis	Dec. 23, 2012
211 Larry Johnson at Houston	Nov. 20, 2005
201 Larry Johnson vs. Cincinnati	Jan. 1, 2006
200 Barry Word at Detroit	Oct. 14, 1990
Most Rushing Yards, Rookie, Game (All 150+)	
193 Joe Delaney vs. Houston	Nov. 15, 1981
172 Kareem Hunt at Los Angeles Chargers	Sept. 24, 2017
161 Mike Garrett at San Diego	Dec. 18, 1966
161 Clyde Edwards-Helaire at Buffalo	Oct. 19, 2020
158 Robert Holmes at Cincinnati	Nov. 10, 1968
157 Abner Haynes at N.Y. Titans	Nov. 24, 1960
155 Kareem Hunt vs. Los Angeles Chargers	Dec. 16, 2017
150 Kolby Smith vs. Oakland	Nov. 25, 2007
Most Rushing Yards, Consecutive Games (All 300+)	
361 (102, 259) J. Charles	Dec. 27, 2009 - Jan. 3, 2010
343 (132, 211) Larry Johnson	Nov. 13-20, 2005
332 (131, 201) L. Johnson	Dec. 24, 2005 - Jan. 1, 2006
330 (211, 119) Larry Johnson	Nov. 20-27, 2005
327 (155, 172) Larry Johnson	Oct. 29 - Nov. 5, 2006
321 (233, 88) Jamaal Charles	Sept. 23-30, 2012
319 (121, 198) Larry Johnson	Sept. 21-28, 2008
311 (154, 157) Larry Johnson	Nov. 19-23, 2006
310 (197, 113) Priest Holmes	Nov. 24 - Dec. 1, 2002
310 (143, 167) Larry Johnson	Dec. 11-17, 2005
301 (104, 197) Priest Holmes	Nov. 17-24, 2002
Most Rushing Yards vs. One Opponent, Season	
327 (172, 155) Kareem Hunt vs. Los Angeles Chargers	2017
315 (56, 259) Jamaal Charles vs. Denver	2009
289 (154, 135) Larry Johnson vs. Oakland	2006
283 (126, 157) Larry Johnson vs. Denver	2006
282 (156, 126) Christian Okoye vs. Seattle	1989
Most Games, 100 or More Rushing Yards, Career	
30 Larry Johnson	2003-09
24 Priest Holmes	2001-07
23 Jamaal Charles	2008-16
14 Christian Okoye	1987-92
13 Abner Haynes	1960-65
Most Games, 100 or More Rushing Yards, Season	
11 Larry Johnson	2006
10 Larry Johnson	2005
9 Priest Holmes	2002
8 Christian Okoye	1989
7 Priest Holmes	2001
7 Jamaal Charles	2012
Most Games, 100 or More Rushing Yards, Rookie, Season	
6 Kareem Hunt	2017
5 Joe Delaney	1981
3 Curtis McClinton	1962
2 Mike Garrett	1966
2 Robert Holmes	1968
2 Abner Haynes	1960
2 Woody Green	1974
2 Clyde Edwards-Helaire	2020
Most Consecutive Games, 100 or More Rushing Yards	
9 Larry Johnson	Nov. 6, 2005 - Jan. 1, 2006
5 Priest Holmes	Nov. 17 - Dec. 15, 2002
4 Larry Johnson	Nov. 19 - Dec. 10, 2006

4 Jamaal Charles	Dec. 13, 2009 - Jan. 3 2010
3 Joe Delaney	Oct. 4 - Oct. 18, 1981
3 Christian Okoye	Sept. 24 - Oct. 8, 1989
3 Christian Okoye	Oct. 22 - Nov. 5, 1989
3 Larry Johnson	Dec. 5 - Dec. 19, 2004
3 Larry Johnson	Oct. 22 - Nov. 5, 2006
3 Jamaal Charles	Nov. 25 - Dec. 9, 2012
3 Kareem Hunt	Sept. 24 - Oct. 8, 2017
Longest Run From Scrimmage	
91 (TD) Jamaal Charles at New Orleans	Sept. 23, 2012
91 (TD) Damien Williams vs. Minnesota	Nov. 3, 2019
86 (TD) Jamaal Charles vs. Indianapolis	Dec. 23, 2012
84 (TD) Ted McKnight at Seattle	Sept. 30, 1979
84 (TD) Damien Williams vs. L.A. Chargers	Dec. 29, 2019
82 (TD) Joe Delaney vs. Denver	Oct. 18, 1981
82 (TD) Derrick Alexander vs. Pittsburgh	Dec. 12, 1999
80 (TD) Abner Haynes at N.Y. Jets	Nov. 29, 1964
80 (TD) Warren McVea vs. Cincinnati	Oct. 26, 1969
80 Jamaal Charles at St. Louis	Dec. 19, 2010
80 (TD) Jamaal Charles at Cleveland	Dec. 9, 2012
Most Rushing Yards, QB, Career	
1,672 Alex Smith	2013-17
1,253 Len Dawson	1962-75
1,078 Patrick Mahomes	2017-21
712 Steve Fuller	1979-82
692 Trent Green	2001-06
682 Mike Livingston	1968-79
Most Rushing Yards, QB, Season	
498 Alex Smith	2015
431 Alex Smith	2013
386 Tyler Thigpen	2008
355 Alex Smith	2017
308 Patrick Mahomes	2020
Most 10+ Yard Rushes, Career	
196 Jamaal Charles	2008-16
190 Priest Holmes	2001-07
137 Larry Johnson	2003-09
71 Marcus Allen	1993-97
63 Kimble Anders	1991-00
Most 10+ Yard Rushes, Season	
53 Priest Holmes	2002
52 Priest Holmes	2001
49 Larry Johnson	2006
47 Larry Johnson	2005
45 Jamaal Charles	2010
Most 10+ Yard Rushes, Game	
10 Priest Holmes at Oakland	Dec. 9, 2001
9 Priest Holmes at Seattle	Nov. 24, 2002
7 Larry Johnson at N.Y. Giants	Dec. 17, 2005
7 Jamaal Charles vs. Buffalo	Oct. 31, 2010
Highest Rushing Average, Career (400 attempts)	
5.45 Jamaal Charles (1,332-7,260)	2008-16
4.80 Abner Haynes (794-3,814)	1960-64
4.60 Priest Holmes (1,321-6,070)	2001-07
4.57 Kimble Anders (495-2,261)	1991-00
4.44 Ted McKnight (528-2,344)	1977-81
Highest Rushing Average, Season (100 attempts)	
6.38 Jamaal Charles (230-1,467)	2010
6.03 Ted McKnight (104-627)	1978
5.89 Jamaal Charles (190-1,120)	2009
5.61 Abner Haynes (156-875)	1960
5.49 Mack Lee Hill (105-576)	1964
Highest Rushing Average, Game (10 attempts)	
14.27 A. Haynes at N.Y. Titans (11-157)	Nov. 24, 1960

REGULAR INDIVIDUAL

12.25 T. McKnight at Seattle (12-147)	Sept. 30, 1979
11.58 E. Podolak vs. Denver (12-139)	Dec. 6, 1970
11.45 J. Charles at St. Louis (11-126)	Dec. 19, 2010
11.29 A. Haynes vs. Oakland (14-158)	Nov. 26, 1961

Most Rushing Touchdowns, Career

76 Priest Holmes	2001-07
55 Larry Johnson	2003-09
44 Marcus Allen	1993-97
43 Jamaal Charles	2008-16
40 Christian Okoye	1987-92
39 Abner Haynes	1960-65

Most Rushing Touchdowns, QB, Career

10 Alex Smith	2013-17
9 Len Dawson	1962-75
8 Patrick Mahomes	2017-21
7 Mike Livingston	1968-79
6 Pete Beathard	1964-73
6 Rich Gannon	1995-98

Most Rushing Touchdowns, QB, Season

5 Steve Bono	1995
Alex Smith	2016
4 Pete Beathard	1965
Steve Fuller	1980

3 Five Players Tied

Most Rushing Touchdowns, Season

27 Priest Holmes	2003
21 Priest Holmes	2002
20 Larry Johnson	2005
17 Larry Johnson	2006
14 Priest Holmes	2004

Most Rushing Touchdowns, Consecutive Seasons

48 Priest Holmes (21, 27)	2002-03
41 Priest Holmes (27, 14)	2003-04
37 Larry Johnson (20, 17)	2005-06
29 Priest Holmes (8, 21)	2001-02
29 Larry Johnson (9, 20)	2004-05

Most Rushing Touchdowns, Rookie, Season

10 Billy Jackson	1981
9 Abner Haynes	1960
8 Kareem Hunt	2017
7 Robert Holmes	1968
6 Mike Garrett	1966

Most Rushing Touchdowns, Game

4 Abner Haynes vs. Oakland	Nov. 26, 1961
4 Priest Holmes at Cleveland	Sept. 8, 2002
4 Priest Holmes vs. Atlanta	Oct. 24, 2004
4 Derrick Blaylock vs. Atlanta	Oct. 24, 2004
3 Jack Spikes vs. Houston	Oct. 1, 1961
3 Abner Haynes vs. Boston	Sept. 8, 1962
3 Bert Coan at Denver	Oct. 23, 1966
3 Ed Podolak at Detroit	Nov. 25, 1971
3 Ed Podolak vs. Cleveland	Dec. 12, 1976
3 Billy Jackson at Oakland	Oct. 25, 1981
3 Marcus Allen at Seattle	Dec. 5, 1993
3 Donnell Bennett at Philadelphia	Sept. 27, 1998
3 Bam Morris at San Diego	Nov. 22, 1998
3 Priest Holmes vs. Denver	Oct. 20, 2002
3 Priest Holmes vs. Pittsburgh	Sept. 14, 2003
3 Priest Holmes vs. Buffalo	Oct. 26, 2003
3 Priest Holmes vs. Detroit	Dec. 14, 2003
3 Priest Holmes at Minnesota	Dec. 20, 2003
3 Priest Holmes at Denver	Sept. 12, 2004
3 Priest Holmes vs. Indianapolis	Oct. 31, 2004
3 Larry Johnson at Dallas	Dec. 11, 2005

3 Larry Johnson vs. Cincinnati	Jan. 1, 2006
3 Larry Johnson vs. Seattle	Oct. 29, 2006
3 Larry Johnson vs. Jacksonville	Dec. 31, 2006
3 Jamaal Charles at Green Bay	Sept. 28, 2015

Most Rushing Touchdowns, Consecutive Games

7 Priest Holmes	Oct. 24-31, 2004
6 Priest Holmes	Dec. 14-20, 2003
5 Priest Holmes	5 times
	Last; Dec. 20-28, 2003
5 Larry Johnson	3 times
	Last; Oct. 22-29, 2006

Most Consecutive Games With Rushing Touchdown

11 Priest Holmes	Sept. 22 - Dec. 8, 2002
8 Priest Holmes	Nov. 23, 2003 - Sept. 19, 2004
8 Larry Johnson	Nov. 28, 2004 - Sept. 18, 2005
7 Larry Johnson	Nov. 20, 2005 - Jan. 1, 2006
7 Larry Johnson	Oct. 15 - Nov. 23, 2006

Passing

Most Seasons Leading League in Passing

4 Len Dawson	1962, 1964, 1966, 1968
--------------	------------------------

Highest Passer Rating Career (1,000 attempts)

105.5 Patrick Mahomes	2017-21
94.8 Alex Smith	2013-17
87.3 Trent Green	2001-06
83.2 Len Dawson	1962-75
81.8 Steve DeBerg	1988-91
80.6 Elvis Grbac	1997-00

Highest Passer Rating, Season (200 attempts)

113.8 Patrick Mahomes	2018
108.2 Patrick Mahomes	2020
105.3 Patrick Mahomes	2019
104.7 Alex Smith	2017
101.9 Len Dawson	1966

Highest Passer Rating, Rookie, Season

112.3 Todd Blackledge	1983
76.4 Patrick Mahomes	2017
66.7 Hunter Enis	1960
55.8 Steve Fuller	1979

Highest Passer Rating, Game (20 attempts)

158.3 Trent Green vs. Detroit	Dec. 14, 2003
158.3 Alex Smith at Oakland	Dec. 15, 2013
156.6 Steve Bono at Seattle	Sept. 3, 1995
154.8 Patrick Mahomes at Pittsburgh	Sept. 16, 2018
154.3 Trent Green at Washington	Sept. 30, 2001
148.6 Alex Smith at New England	Sept. 7, 2017
147.6 Bill Kenney at San Diego	Dec. 16, 1984
146.0 Joe Montana at Tampa Bay	Sept. 5, 1993

Most 100.0+ Passer Rating Games, Career

33 Patrick Mahomes	2017-21
30 Len Dawson	1962-75
29 Alex Smith	2013-17
27 Trent Green	2001-06
19 Steve DeBerg	1988-91
14 Bill Kenney	1980-88

Most 100.0+ Passer Rating Games, Season

13 Patrick Mahomes	2018
10 Steve DeBerg	1990
9 Alex Smith	2017
9 Patrick Mahomes	2020
7 Trent Green	2003
7 Trent Green	2004
6 Alex Smith	2015
6 Matt Cassel	2010

REGULAR INDIVIDUAL

Most Passes Attempted, Career

3,696	Len Dawson	1962-75
2,777	Trent Green	2001-06
2,436	Alex Smith	2013-17
2,430	Bill Kenney	1979-88
2,189	Patrick Mahomes	2017-21
1,751	Mike Livingston	1968-79
1,616	Steve DeBerg	1988-91

Most Passes Attempted, Season (All 500+)

603	Bill Kenney	1983
588	Patrick Mahomes	2020
580	Patrick Mahomes	2018
556	Trent Green	2004
547	Elvis Grbac	2000
523	Trent Green	2001
523	Trent Green	2003
520	Steve Bono	1995
508	Alex Smith	2013
507	Trent Green	2005
505	Alex Smith	2017
502	Patrick Mahomes	2021

Most Passes Attempted, Consecutive Seasons

1,090	Patrick Mahomes (588, 502)	2020-21
1,079	Trent Green (523, 556)	2003-04
1,072	Patrick Mahomes (484, 588)	2019-20
1,064	Patrick Mahomes (580, 484)	2018-19
1,063	Trent Green (556, 507)	2004-05
1,046	Elvis Grbac (499, 547)	1999-00

Most Passes Attempted, Rookie, Season

270	Steve Fuller	1979
54	Hunter Enis	1960
35	Patrick Mahomes	2017
34	Todd Blackledge	1983

Most Passes Attempted, Game (All 50+)

55	Joe Montana at San Diego	Oct. 9, 1994
55	Steve Bono at Miami	Dec. 12, 1994
54	Joe Montana at Denver	Oct. 17, 1994
54	Steve Bono at San Diego	Sept. 29, 1996
54	Patrick Mahomes vs. Buffalo	Oct. 10, 2021
53	Elvis Grbac at Oakland	Nov. 5, 2000
53	Trent Green at San Diego	Jan. 2, 2005
53	Matt Cassel at Denver	Nov. 14, 2010
53	Patrick Mahomes vs. Baltimore	Dec. 9, 2018
52	Bill Kenney at Denver	Oct. 30, 1983
50	Bill Kenney vs. Buffalo	Nov. 30, 1986
50	Steve DeBerg at Cleveland	Nov. 24, 1991
50	Rich Gannon at Jacksonville	Nov. 9, 1997
50	Alex Smith at Pittsburgh	Oct. 2, 2016
50	Patrick Mahomes at Tennessee	Nov. 10, 2019
50	Patrick Mahomes at Las Vegas	Nov. 14, 2021

Most Passes Completed, Career

2,115	Len Dawson	1962-75
1,720	Trent Green	2001-06
1,587	Alex Smith	2013-17
1,443	Patrick Mahomes	2017-21
1,330	Bill Kenney	1979-88
934	Steve DeBerg	1988-91
912	Mike Livingston	1968-79

Most Passes Completed, Season (All 300+)

390	Patrick Mahomes (588 att.)	2020
383	Patrick Mahomes (580 att.)	2018
369	Trent Green (556 att.)	2004
346	Bill Kenney (603 att.)	1983
341	Alex Smith (505 att.)	2017

330	Trent Green (523 att.)	2003
329	Patrick Mahomes (502 att.)	2021
328	Alex Smith (461 att.)	2016
326	Elvis Grbac (547 att.)	2000
319	Patrick Mahomes (484 att.)	2019
317	Trent Green (507 att.)	2005
308	Alex Smith (508 att.)	2013
307	Alex Smith (470 att.)	2015
303	Alex Smith (464 att.)	2014

Most Passes Completed, Consecutive Seasons (All 600+)

719	Patrick Mahomes (390, 329)	2020-21
709	Patrick Mahomes (319, 390)	2019-20
702	Patrick Mahomes (383, 319)	2018-19
699	Trent Green (330, 369)	2003-04
686	Trent Green (369, 317)	2004-05
686	Patrick Mahomes (383, 303)	2018-19
669	Alex Smith (328, 341)	2016-17
635	Alex Smith (307, 328)	2015-16
620	Elvis Grbac (294, 326)	1999-00
617	Trent Green (287, 330)	2002-03
611	Alex Smith (308, 303)	2013-14
610	Alex Smith (303, 307)	2014-15

Most Passes Completed, Rookie, Season

146	Steve Fuller	1979
30	Hunter Enis	1960
22	Patrick Mahomes	2017
20	Todd Blackledge	1983

Most Passes Completed, Game (All 30+)

39	Elvis Grbac at Oakland	Nov. 5, 2000
37	Joe Montana at San Diego	Oct. 9, 1994
37	Patrick Mahomes at Tampa Bay	Nov. 29, 2020
36	Patrick Mahomes at Tennessee	Nov. 10, 2019
35	Patrick Mahomes at Baltimore	Dec. 9, 2018
35	Patrick Mahomes at Las Vegas	Nov. 14, 2021
34	Joe Montana at Denver	Oct. 17, 1994
34	Trent Green at Denver	Dec. 7, 2003
34	Alex Smith vs. San Diego	Sept. 11, 2016
34	Patrick Mahomes at Las Vegas	Nov. 22, 2020
33	Steve Bono at Miami	Dec. 12, 1994
33	Trent Green at San Diego	Jan. 2, 2005
33	Matt Cassel at Denver	Nov. 14, 2010
33	Patrick Mahomes at L.A. Rams	Nov. 19, 2018
33	Patrick Mahomes vs. Buffalo	Oct. 10, 2021
32	Trent Green at Tampa Bay	Nov. 7, 2004
32	Trent Green vs. Oakland	Dec. 25, 2004
32	Patrick Mahomes at Washington	Oct. 17, 2021
31	Bill Kenney at San Diego	Dec. 11, 1983
31	Elvis Grbac vs. Carolina	Dec. 10, 2000
31	Trent Green at San Diego	Oct. 30, 2005
31	Alex Smith at Pittsburgh	Dec. 21, 2014
31	Alex Smith at Cincinnati	Oct. 4, 2015
31	Patrick Mahomes at Baltimore	Sept. 28, 2020
31	Patrick Mahomes vs. N.Y. Jets	Nov. 1, 2020
30	Steve DeBerg vs. Cleveland	Nov. 24, 1991
30	Elvis Grbac vs. Seattle	Nov. 21, 1999
30	Alex Smith at Pittsburgh	Oct. 2, 2016
30	Patrick Mahomes at Oakland	Sept. 15, 2019
30	Patrick Mahomes vs. Carolina	Nov. 8, 2020

Most Consecutive Passes Completed

15	Len Dawson at Houston	Sept. 9, 1967
15	Bill Kenney vs. San Diego (13) at Washington (2)	Sept. 12, 1983 Sept. 18, 1983

REGULAR INDIVIDUAL

15 Alex Smith at Oakland	Oct. 16, 2016
15 Alex Smith at Atlanta	Dec. 4, 2016
14 Trent Green vs. Indianapolis	Oct. 31, 2004
Most Seasons Leading League	
*8 Len Dawson	1962, '64-69, '75
*NFL RECORD	
Most Consecutive Seasons Leading League	
*6 Len Dawson	1964-69
*NFL RECORD	
Highest Completion Percentage, Career (1,000 attempts)	
65.92 Patrick Mahomes (2,189-1,443)	2017-21
65.15 Alex Smith (2,436-1,587)	2013-17
61.94 Trent Green (2,777-1,720)	2001-06
57.97 Steve DeBerg (1,616-934)	1988-91
57.94 Elvis Grbac (1,548-897)	1997-00
57.35 Matt Cassel (1,489-854)	2009-12
Highest Completion Percentage, Season (100 attempts)	
67.52 Alex Smith (505-341)	2017
67.08 Alex Smith (489-328)	2016
66.43 Len Dawson (140-93)	1975
66.37 Trent Green (556-369)	2004
66.33 Patrick Mahomes (588-390)	2020
66.03 Patrick Mahomes (580-383)	2018
65.91 Patrick Mahomes (484-319)	2019
65.54 Patrick Mahomes (502-329)	2021
65.32 Alex Smith (470-307)	2015
65.30 Alex Smith (464-303)	2014
Highest Completion Percentage, Rookie, Season	
62.86 Patrick Mahomes (35-22)	2017
58.82 Todd Blackledge (34-20)	1983
55.56 Hunter Enis (54-30)	1960
54.07 Steve Fuller (270-146)	1979
Highest Completion Percentage, Game (20 attempts)	
86.36 A. Smith at Oakland (22-19)	Oct. 16, 2016
86.21 A. Smith vs. St. Louis (29-25)	Oct. 26, 2014
85.00 A. Smith at Oakland (20-17)	Dec. 15, 2013
84.00 A. Smith at Baltimore (25-21)	Dec. 20, 2015
84.00 A. Smith at Atlanta (25-21)	Dec. 4, 2016
Most Passing Yards, Career (All 10,000+)	
28,507 Len Dawson	1962-75
21,459 Trent Green	2001-06
17,794 Patrick Mahomes	2017-21
17,608 Alex Smith	2013-17
17,277 Bill Kenney	1979-88
11,873 Steve DeBerg	1988-91
11,295 Mike Livingston	1968-79
10,642 Elvis Grbac	1997-00
Most Passing Yards, Season (All 4,000+)	
5,097 Patrick Mahomes	2018
4,740 Patrick Mahomes	2020
4,591 Trent Green	2004
4,348 Bill Kenney	1983
4,169 Elvis Grbac	2000
4,042 Alex Smith	2017
4,039 Trent Green	2003
4,031 Patrick Mahomes	2019
4,014 Trent Green	2005
Most Passing Yards, Consecutive Seasons	
9,128 Patrick Mahomes (5,097, 4,031)	2018-19
8,771 Patrick Mahomes (4,031, 4,740)	2019-20
8,630 Trent Green (4,039, 4,591)	2003-04
8,605 Trent Green (4,591, 4,014)	2004-05
8,362 Patrick Mahomes (4,740, 3,642)	2020-21

7,729 Trent Green (3,690, 4,039)	2002-03
7,558 Elvis Grbac (3,389, 4,169)	1999-00
7,544 Alex Smith (3,502, 4,042)	2016-17
Most Passing Yards, Rookie, Season	
1,484 Steve Fuller	1979
357 Hunter Enis	1960
284 Patrick Mahomes	2017
259 Todd Blackledge	1983
Most Passing Yards, Game (All 400+)	
504 Elvis Grbac at Oakland	Nov. 5, 2000
478 Patrick Mahomes at L.A. Rams	Nov. 19, 2018
469 Matt Cassel at Denver	Nov. 14, 2010
462 Patrick Mahomes at Tampa Bay	Nov. 29, 2020
446 Patrick Mahomes at Tennessee	Nov. 10, 2019
443 Patrick Mahomes at Oakland	Sept. 15, 2019
435 Len Dawson vs. Denver	Nov. 1, 1964
416 Patrick Mahomes vs. N.Y. Jets	Nov. 1, 2020
411 Bill Kenney at San Diego	Dec. 11, 1983
406 Patrick Mahomes at Las Vegas	Nov. 14, 2021
400 Trent Green at Green Bay	Oct. 12, 2003
Most Games, 300 Yards Passing, Career	
30 Patrick Mahomes	2017-21
24 Trent Green	2001-06
15 Bill Kenney	1979-88
9 Len Dawson	1962-75
8 Alex Smith	2013-17
7 Elvis Grbac	1997-00
5 Steve DeBerg	1988-91
Most Games, 300 Yards Passing, Season	
10 Patrick Mahomes	2018
9 Patrick Mahomes	2020
8 Trent Green	2004
7 Bill Kenney	1983
7 Patrick Mahomes	2019
5 Elvis Grbac	2000
5 Trent Green	2003
5 Alex Smith	2017
Most Consecutive Games, 300 Yards Passing, Season	
8 Patrick Mahomes	2018
6 Patrick Mahomes	2020
5 Patrick Mahomes	2019
4 Bill Kenney	1983
4 Trent Green	2004
3 Elvis Grbac	2000
2 Joe Montana	1994
2 Steve Bono	1994
2 Trent Green	2001
2 Trent Green	2002
2 Trent Green	2003
2 Patrick Mahomes	2020
2 Patrick Mahomes	2021
Long Pass Completion (All TDs)	
*99 Trent Green vs. San Diego (to Marc Boerigter)	Dec. 22, 2002
93 Mike Livingston vs. Miami (to Otis Taylor for 79 yards, lateral to Robert Holmes for 14 yards)	Oct. 19, 1969
92 Len Dawson at Denver (to Tommy Brooker)	Nov. 18, 1962
92 Len Dawson at Oakland (to Gloster Richardson)	Nov. 3, 1968
90 Len Dawson vs. Houston (to Frank Pitts)	Nov. 17, 1968

REGULAR INDIVIDUAL

90 Steve DeBerg vs. San Diego (to J.J. Birden)	Nov. 18, 1990
*NFL RECORD	
Most 20+ Yard Passes, Career	
274 Trent Green	2001-06
237 Patrick Mahomes	2017-21
215 Alex Smith	2013-17
133 Elvis Grbac	1997-00
122 Matt Cassel	2009-12
73 Steve DeBerg	1990-91
68 Joe Montana	1993-94
Most 20+ Yard Passes, Season	
75 Patrick Mahomes	2018
67 Patrick Mahomes	2020
59 Trent Green	2004
55 Elvis Grbac	2000
54 Trent Green	2003
52 Alex Smith	2017
51 Trent Green	2001
51 Trent Green	2005
Most 20+ Yard Passes, Game	
9 Matt Cassel at Denver	Nov. 14, 2010
9 Patrick Mahomes at L.A. Rams	Nov. 19, 2018
8 Patrick Mahomes at Oakland	Sept. 15, 2019
8 Patrick Mahomes at Miami	Dec. 13, 2020
7 Dave Krieg at L.A. Raiders	Dec. 6, 1992
7 Rich Gannon at San Diego	Nov. 22, 1998
7 Elvis Grbac at Oakland	Nov. 5, 2000
7 Trent Green at Arizona	Oct. 21, 2001
7 Trent Green vs. Indianapolis	Oct. 31, 2004
7 Alex Smith at New York Jets	Dec. 3, 2017
7 Patrick Mahomes at Cleveland	Nov. 4, 2018
7 Patrick Mahomes vs. Las Vegas	Oct. 11, 2020
7 Patrick Mahomes vs. Carolina	Nov. 8, 2020
7 Patrick Mahomes at Tampa Bay	Nov. 29, 2020
6 19 times; Last P. Mahomes at Las Vegas	Nov. 14, 2021
Most Seasons Leading League	
3 Len Dawson	1962, '66, '69
Highest Passing Average, Career (1,000 attempts)	
8.13 Patrick Mahomes (2,189-17,794)	2017-21
7.73 Trent Green (2,777-21,459)	2001-06
7.71 Len Dawson (3,696-28,507)	1962-75
7.35 Steve DeBerg (1,616-11,873)	1988-91
7.23 Alex Smith (2,436-17,608)	2013-17
7.11 Bill Kenney (2,430-17,277)	1979-88
6.88 Elvis Grbac (1,548-10,643)	1997-00
Highest Passing Average, Season (Qualifiers: 224 attempts/16 G; 238 attempts/17 G)	
9.42 Len Dawson (224-2,109)	1968
8.90 Len Dawson (310-2,759)	1962
8.90 Len Dawson (284-2,527)	1966
8.79 Patrick Mahomes (580-5,097)	2018
Highest Passing Average, Game (20 attempts)	
15.76 S. DeBerg at New England (21-331)	Dec. 2, 1990
14.35 A. Smith at Oakland (20-287)	Dec. 15, 2013
13.90 T. Green vs. Denver (21-292)	Dec. 16, 2001
12.82 L. Dawson vs. Denver (22-282)	Dec. 19, 1965
Most Seasons Leading League	
*4 Len Dawson	1962, '63, '65, '66
*NFL RECORD	
Most Touchdown Passes, Career	
237 Len Dawson	1962-75
141 Patrick Mahomes	2017-21
118 Trent Green	2001-06

105 Bill Kenney	1979-88
102 Alex Smith	2013-17
67 Steve DeBerg	1988-91
Most Touchdown Passes, Season	
50 Patrick Mahomes	2018
38 Patrick Mahomes	2020
30 Len Dawson	1964
29 Len Dawson	1962
28 Elvis Grbac	2000
27 Trent Green	2004
27 Matt Cassel	2010
27 Patrick Mahomes	2021
26 Len Dawson	1963, '66
26 Trent Green	2002
26 Alex Smith	2017
26 Patrick Mahomes	2019
Most Touchdown Passes, Consecutive Seasons	
76 Patrick Mahomes (50, 26)	2018-19
65 Patrick Mahomes (38, 27)	2020-21
64 Patrick Mahomes (26, 38)	2019-20
56 Len Dawson (26, 30)	1963-64
55 Len Dawson (29, 26)	1962-63
51 Len Dawson (30, 21)	1964-65
51 Trent Green (24, 27)	2003-04
50 Elvis Grbac (22, 28)	1999-00
50 Len Dawson (26, 24)	1966-67
50 Trent Green (26, 24)	2002-03
Most Touchdown Passes, Rookie, Season	
6 Steve Fuller	1979
3 Todd Blackledge	1983
1 Hunter Enis	1960
Most Touchdown Passes, Game	
6 Len Dawson vs. Denver	Nov. 1, 1964
6 Patrick Mahomes	2 times
Last; at L.A. Rams	Nov. 19, 2018
5 Len Dawson	2 times
Last; vs. Miami	Oct. 8, 1967
5 Elvis Grbac vs. San Diego	Sept. 17, 2000
5 Trent Green vs. Miami	Sept. 29, 2002
5 Alex Smith at Oakland	Dec. 15, 2013
5 Patrick Mahomes	3 times
Last; at Las Vegas	Nov. 14, 2021
4 Len Dawson	6 times
Last; at Baltimore	Sept. 28, 1970
4 Bill Kenney	4 times
Last; at Chicago	Nov. 1, 1987
4 Trent Green at Cleveland	Dec. 3, 2006
4 Matt Cassel	2 times
Last; at Indianapolis	Oct. 9, 2011
4 Alex Smith	2 times
Last; at New York Jets	Dec. 3, 2017
4 Patrick Mahomes	8 times
Last; vs. Carolina	Nov. 8, 2020
Most Consecutive Games, Touchdown Passes	
31 Patrick Mahomes	Oct. 6, 2019 - Oct. 17, 2021
15 Elvis Grbac	Nov. 28, 1999 - Nov. 12, 2000
14 Len Dawson	Oct. 3, 1965 - Oct. 8, 1966
14 Patrick Mahomes	Oct. 14, 2018 - Sept. 22, 2019
12 Len Dawson	Sept. 8, 1962 - Dec. 2, 1962
12 Trent Green	Nov. 28, 2001 - Oct. 20, 2002
Most Consecutive Passes, None Intercepted	
312 Alex Smith	2015
297 Alex Smith	2016-17

REGULAR INDIVIDUAL

233 Steve DeBerg	1990
219 Patrick Mahomes	2018-19
202 Rich Gannon	1997-98
187 Patrick Mahomes	2017-18
Most Passes Had Intercepted, Career	
178 Len Dawson	1962-75
86 Bill Kenney	1979-88
85 Trent Green	2001-06
83 Mike Livingston	1968-79
50 Steve DeBerg	1988-91
Most Attempts, No Interceptions, Game (All 40+)	
53 Matt Cassel at Denver	Nov. 14, 2010
50 Patrick Mahomes at Las Vegas	Nov. 14, 2021
49 Patrick Mahomes at Tampa Bay	Nov. 29, 2020
47 Trent Green at Denver	Dec. 7, 2003
47 Patrick Mahomes at L.A. Chargers	Sept. 20, 2020
47 Patrick Mahomes at New Orleans	Dec. 20, 2020
45 Patrick Mahomes at Denver	Oct. 1, 2018
45 Alex Smith at Cincinnati	Oct. 4, 2015
45 Bill Kenney at L.A. Raiders	Oct. 9, 1983
45 Steve DeBerg at Denver	Sept. 17, 1990
45 Trent Green at Green Bay	Oct. 12, 2003
45 Alex Smith at Denver	Nov. 17, 2013
45 Alex Smith at Pittsburgh	Dec. 21, 2014
45 Patrick Mahomes vs. Carolina	Nov. 8, 2020
44 Alex Smith at Denver	Nov. 27, 2016
44 Patrick Mahomes at Oakland	Sept. 15, 2019
43 Bill Kenney at Houston	Oct. 23, 1983
43 Rich Gannon at Denver	Dec. 6, 1998
43 Trent Green at Denver	Dec. 15, 2002
43 Trent Green at San Diego	Oct. 30, 2005
43 Matt Cassel vs. Buffalo	Dec. 13, 2009
42 Trent Green vs. Cleveland	Nov. 9, 2003
42 Trent Green at Cincinnati	Nov. 16, 2003
42 Alex Smith at Denver	Sept. 14, 2014
42 Patrick Mahomes at Detroit	Sept. 29, 2019
42 Patrick Mahomes at Baltimore	Sept. 28, 2020
42 Patrick Mahomes vs. N.Y. Jets	Nov. 1, 2020
41 Todd Blackledge vs. Houston	Nov. 11, 1984
41 Steve Bono vs. San Diego	Oct. 9, 1995
41 Rich Gannon vs. Dallas	Dec. 13, 1998
41 Tyler Thigpen at San Diego	Nov. 9, 2008
40 Steve Bono vs. New England	Oct. 15, 1995
40 Elvis Grbac vs. San Diego	Oct. 16, 1997
40 Elvis Grbac vs. Oakland	Oct. 15, 2000
40 Patrick Mahomes at Seattle	Dec. 23, 2018
40 Patrick Mahomes vs. Denver	Dec. 6, 2020
Most Passes Had Intercepted, Season	
24 Trent Green	2001
23 Cotton Davidson	1961
19 Len Dawson	1963
19 Bill Kenney	1983
17 Len Dawson	1962, '67
17 Trent Green	2004
Most Passes Had Intercepted, Rookie, Season	
14 Steve Fuller	1979
2 Hunter Enis	1960
2 Brodie Croyle	2006
1 Tyler Thigpen	2007
1 Patrick Mahomes	2017
0 Todd Blackledge	1983
Most Interceptions, Game	
6 Todd Blackledge vs. L.A. Rams	Oct. 20, 1985

5 Cotton Davidson at Houston	Oct. 16, 1960
5 Len Dawson vs. Oakland	Nov. 23, 1969
5 Mike Livingston vs. Pittsburgh	Oct. 13, 1974
5 Bill Kenney vs. San Diego	Sept. 20, 1981
5 Steve DeBerg at San Diego	Sept. 24, 1989
Lowest Percentage, Passes Had Intercepted, Career (1,000 att)	
1.35 Alex Smith (2,436-33)	2013-17
1.64 Patrick Mahomes (2,189-36)	2017-21
2.96 Matt Cassel (1,489-44)	2009-12
3.04 Elvis Grbac (1,548-47)	1997-00
3.09 Steve DeBerg (1,616-50)	1988-91
3.54 Bill Kenney (2,430-85)	1979-88
Lowest Percentage, Passes Had Intercepted, Season (300 att)	
0.90 Steve DeBerg (444-4)	1990
0.99 Alex Smith (505-5)	2017
1.02 Patrick Mahomes (588-6)	2020
1.03 Patrick Mahomes (484-5)	2019
1.29 Alex Smith (464-6)	2014
1.38 Alex Smith (508-7)	2013
1.49 Alex Smith (470-7)	2015
1.56 Matt Cassel (450-7)	2010
1.64 Alex Smith (489-8)	2016
1.69 Rich Gannon (354-6)	1998
1.83 Joe Montana (493-9)	1994
Times Sacked (All 100+)	
195.0 Bill Kenney	1979-88
192.0 Alex Smith	2013-17
173.0 Trent Green	2001-06
133.0 Mike Livingston	1968-79
120.0 Steve Fuller	1979-82
109.0 Matt Cassel	2009-12
Times Sacked, Season	
49.0 Steve Fuller	1980
48.0 Dave Krieg	1992
45.0 Alex Smith	2014
45.0 Alex Smith	2015
42.0 Matt Cassel	2009
41.0 Bill Kenney	1983
39.0 Trent Green	2001
39.0 Alex Smith	2013
Times Sacked, Game	
10.0 Steve Fuller vs. Baltimore	Nov. 2, 1980
8.0 Steve Fuller at Pittsburgh	Dec. 5, 1982

Pass Receiving

Most Seasons Leading League	
1 MacArthur Lane (66 recs.)	1976
1 Tony Gonzalez (102 recs.)	2004
Most Pass Receptions, Career (All 400+)	
916 Tony Gonzalez	1997-08
685 Travis Kelce	2013-21
532 Dwayne Bowe	2007-14
458 Tyreek Hill	2016-21
416 Henry Marshall	1976-87
410 Otis Taylor	1965-75
Most Seasons, 50 or More Pass Receptions	
11 Tony Gonzalez	1998-08
8 Travis Kelce	2014-21
6 Dwayne Bowe	2007-08, 2010-13
6 Tyreek Hill	2016-21
5 Kimble Anders	1994-98
5 Eddie Kennison	2002-06

REGULAR INDIVIDUAL

4 Chris Burford	1961, '63-64, '66
4 Otis Taylor	1966-67, '71-72
3 Carlos Carson	1983-84, '87
3 Stephone Paige	1986, '88, '90
3 Derrick Alexander	1998-00
3 Priest Holmes	2001-03
Most Pass Receptions, Season (All 80+)	
105 Travis Kelce	2020
103 Travis Kelce	2018
102 Tony Gonzalez	2004
99 Tony Gonzalez	2007
97 Travis Kelce	2019
96 Tony Gonzalez	2008
93 Tony Gonzalez	2000
90 Tyreek Hill	2021
87 Jeremy Maclin	2015
87 Tyreek Hill	2018
87 Tyreek Hill	2020
86 Dwayne Bowe	2008
85 Travis Kelce	2016
81 Dwayne Bowe	2011
80 Carlos Carson	1983
Most Pass Receptions, Consecutive Seasons	
202 Travis Kelce (97, 105)	2019-20
200 Travis Kelce (103, 97)	2018-19
195 Tony Gonzalez (99, 96)	2007-08
186 Travis Kelce (83, 103)	2017-18
180 Tony Gonzalez (102, 78)	2004-05
178 Travis Kelce (105, 73)	2020-21
177 Tyreek Hill (87, 90)	2020-21
173 Tony Gonzalez (71, 102)	2003-04
172 Tony Gonzalez (73, 99)	2006-07
169 Tony Gonzalez (76, 93)	1999-00
Most Pass Receptions, Game (All 10+)	
14 Tony Gonzalez at San Diego	Jan. 2, 2005
13 Dwayne Bowe at Denver	Nov. 14, 2010
13 Dwayne Bowe at Seattle	Nov. 28, 2010
13 Tyreek Hill at Tampa Bay	Nov. 29, 2020
12 Ed Podolak vs. Denver	Oct. 7, 1973
12 Travis Kelce at Oakland	Dec. 2, 2018
12 Tyreek Hill vs. New York Giants	Nov. 1, 2021
11 Chris Burford at Buffalo	Sept. 22, 1963
11 Emile Harry at Cleveland	Nov. 24, 1991
11 Kimble Anders vs. N.Y. Giants	Sept. 10, 1995
11 Tony Gonzalez at New England	Dec. 4, 2000
11 Dante Hall at Denver	Dec. 7, 2003
11 Tony Gonzalez vs. Oakland	Dec. 25, 2004
11 Jeremy Maclin at Cincinnati	Oct. 4, 2015
11 Travis Kelce vs. Denver	Dec. 25, 2016
11 Tyreek Hill at Tennessee	Nov. 10, 2019
11 Travis Kelce vs. Denver	Dec. 15, 2019
11 Tyreek Hill at Las Vegas	Nov. 22, 2020
11 Tyreek Hill vs. Cleveland	Sept. 12, 2021
11 Tyreek Hill at Philadelphia	Oct. 3, 2021
10 Chris Burford at Boston	Oct. 12, 1962
10 Chris Buford vs. Buffalo	Oct. 13, 1963
10 Frank Jackson at N.Y. Jets	Nov. 29, 1964
10 Chris Burford at Boston	Sept. 25, 1966
10 Otis Taylor vs. Cincinnati	Oct. 15, 1972
10 Ed Podolak at Houston	Sept. 29, 1974
10 Stephone Paige at Denver	Sept. 17, 1990
10 J.J. Birden at Miami	Dec. 12, 1994
10 Kimble Anders vs. Denver	Nov. 16, 1998

10 Tony Gonzalez at Denver	Sept. 24, 2000
10 Tony Gonzalez vs. Carolina	Dec. 10, 2000
10 Tony Gonzalez vs. Cincinnati	Sept. 10, 2006
10 Tony Gonzalez vs. Green Bay	Nov. 4, 2007
10 Tony Gonzalez vs. San Diego	Dec. 2, 2007
10 Tony Gonzalez at Detroit	Dec. 23, 2007
10 Tony Gonzalez at San Diego	Nov. 9, 2008
10 Tony Gonzalez vs. Buffalo	Nov. 23, 2008
10 Dwayne Bowe at Cincinnati	Dec. 28, 2008
10 Tyreek Hill at Carolina	Nov. 13, 2016
10 Albert Wilson at Denver	Dec. 31, 2017
10 Tyreek Hill at L.A. Rams	Nov. 19, 2018
10 Travis Kelce at L.A. Rams	Nov. 19, 2018
10 Travis Kelce vs. Carolina	Nov. 8, 2020

Most Pass Receptions, Half

11 T. Gonzalez (2nd) at San Diego	Jan. 2, 2005
10 E. Harry (2nd) at Cleveland	Nov. 24, 1991
9 C. Burford (2nd) vs. Buffalo	Oct. 13, 1963
9 K. Anders (2nd) vs. N.Y. Giants	Sept. 10, 1995
9 T. Gonzalez (1st) vs. Oakland	Dec. 25, 2004

Most Consecutive Games, Pass Receptions

131 Tony Gonzalez	Dec. 4, 2000 - Dec. 28, 2008
123 Travis Kelce	Sept. 7, 2014 - Dec. 5, 2021
83 Stephone Paige	Nov. 17, 1985 - Sept. 29, 1991
55 Eddie Kennison	Dec. 9, 2001 - Oct. 2, 2005
48 Priest Holmes	Sept. 9, 2001 - Sept. 19, 2004

Most Receptions, Running Back, Career

369 Kimble Anders	1991-00
288 Ed Podolak	1969-77
285 Jamaal Charles	2008-16
251 Priest Holmes	2001-07
197 Abner Haynes	1960-64

Most Receptions, Running Back, Season

74 Priest Holmes	2003
70 Priest Holmes	2002
70 Jamaal Charles	2013
67 Kimble Anders	1994
66 MacArthur Lane	1976

Most Receptions, Tight End, Career

916 Tony Gonzalez	1997-08
685 Travis Kelce	2013-21
198 Fred Arbanas	1962-70
163 Walter White	1975-79
135 Jonathan Hayes	1985-93
111 Keith Cash	1992-96

Most Pass Receptions, Tight End, Season

105 Travis Kelce	2020
103 Travis Kelce	2018
102 Tony Gonzalez	2004
99 Tony Gonzalez	2007
97 Travis Kelce	2019
96 Tony Gonzalez	2008
93 Tony Gonzalez	2000
85 Travis Kelce	2016

Most Pass Receptions, Rookie, Season

70 Dwayne Bowe	2007
61 Tyreek Hill	2016
55 Abner Haynes (RB)	1960
53 Kareem Hunt (RB)	2017
48 Sylvester Morris	2000

Most Receiving Yards, Career (All 6,000+)

10,940 Tony Gonzalez	1997-08
8,756 Travis Kelce	2013-21
7,306 Otis Taylor	1965-75

REGULAR INDIVIDUAL

7,155 Dwayne Bowe	2007-14
6,545 Henry Marshall	1976-87
6,421 Tyreek Hill	2016-21
6,360 Carlos Carson	1980-89
6,341 Stephone Paige	1983-91

Most Seasons, 1,000 or More Receiving Yards

5 Travis Kelce	2016-20
4 Tony Gonzalez	2000, 2004, 2007-08
4 Tyreek Hill	2017-18, 2020-21
3 Carlos Carson	1983-84, '87
3 Dwayne Bowe	2008, 2010-11
2 Otis Taylor	1966, '71
2 Eddie Kennison	2004-05
1 Stephone Paige	1990
1 Andre Rison	1997
1 Derrick Alexander	2000
1 Jeremy Maclin	2015

Most Receiving Yards, Season (All 1,000+)

1,479 Tyreek Hill	2018
1,416 Travis Kelce	2020
1,391 Derrick Alexander	2000
1,351 Carlos Carson	1983
1,336 Travis Kelce	2018
1,297 Otis Taylor	1966
1,276 Tyreek Hill	2020
1,258 Tony Gonzalez	2004
1,229 Travis Kelce	2019
1,203 Tony Gonzalez	2000
1,183 Tyreek Hill	2017
1,172 Tony Gonzalez	2007
1,162 Dwayne Bowe	2010
1,159 Dwayne Bowe	2011
1,125 Travis Kelce	2016
1,110 Otis Taylor	1971
1,102 Eddie Kennison	2005
1,092 Andre Rison	1997
1,086 Eddie Kennison	2004
1,078 Carlos Carson	1984
1,058 Tony Gonzalez	2008
1,044 Carlos Carson	1987
1,038 Travis Kelce	2017
1,034 Jeremy Maclin	2015
1,030 Tyreek Hill	2021
1,022 Dwayne Bowe	2008
1,021 Stephone Paige	1990

Most Receiving Yards, Consecutive Seasons

2,662 Tyreek Hill (1,183, 1,479)	2017-18
2,645 Travis Kelce (1,229, 1,416)	2019-20
2,565 Travis Kelce (1,336, 1,229)	2018-19
2,429 Carlos Carson (1,351, 1,078)	1983-84
2,374 Travis Kelce (1,038, 1,336)	2017-18
2,336 Tyreek Hill (1,479, 860)	2018-19
2,321 Dwayne Bowe (1,162, 1,159)	2010-11
2,306 Tyreek Hill (1,276, 1,030)	2020-21
2,291 Travis Kelce (1,416, 875)	2020-21
2,255 Otis Taylor (1,297, 958)	1966-67
2,230 Tony Gonzalez (1,172, 1,058)	2007-08
2,223 Derrick Alexander (832, 1,391)	1999-00
2,188 Eddie Kennison (1,086, 1,102)	2004-05

Most Receiving Yards, Game

309 Stephone Paige vs. San Diego	Dec. 22, 1985	(8 Receptions)
269 Tyreek Hill at Tampa Bay	Nov. 29, 2020	

(13 Receptions)		
215 Tyreek Hill at L.A. Rams	Nov. 19, 2018	(10 Receptions)
213 Curtis McClinton vs. Denver	Dec. 19, 1965	(5 Receptions)
210 Larry Brunson vs. San Diego	Nov. 10, 1974	(9 Receptions)
206 Stephone Paige at Denver	Sept. 17, 1990	(10 Receptions)
198 Sammy Watkins at Jacksonville	Sept. 8, 2019	(9 Receptions)
197 Carlos Carson at San Diego	Oct. 25, 1987	(9 Receptions)
197 Tyreek Hill vs. Cleveland	Sept. 12, 2021	(11 Receptions)

Most Games, 100 or More Receiving Yards, Career

28 Travis Kelce	2013-21
26 Tony Gonzalez	1997-08
20 Otis Taylor	1965-75
18 Carlos Carson	1980-88
17 Eddie Kennison	2001-07
17 Tyreek Hill	2016-21
15 Dwayne Bowe	2007-14

Most Games, 100 or More Receiving Yards, Season

6 Otis Taylor	1966
6 Carlos Carson	1983
6 Derrick Alexander	2000
6 Tony Gonzalez	2000
6 Tony Gonzalez	2004
6 Travis Kelce	2016
6 Tyreek Hill	2018
6 Travis Kelce	2020
5 Eddie Kennison	2004
5 Eddie Kennison	2005
5 Tony Gonzalez	2007
5 Dwayne Bowe	2010
5 Travis Kelce	2018

Most Consecutive Games, 100 or More Receiving Yards, Season

4 Tony Gonzalez	2000
4 Travis Kelce	2016
3 Frank Jackson	1964
3 Otis Taylor	1966
3 Willie Davis	1992
3 Dwayne Bowe	2010
3 Travis Kelce	2020
3 Tyreek Hill	2020

Longest Pass Receptions (All TDs)

*99 Marc Boerigter vs. San Diego	Dec. 22, 2002	(from Trent Green)
92 Tommy Brooker at Denver	Nov. 18, 1962	(from Len Dawson)
92 Gloster Richardson at Oakland	Nov. 3, 1968	(from Len Dawson)
90 Frank Pitts vs. Boston	Nov. 17, 1968	(from Len Dawson)
90 J.J. Birden vs. San Diego	Nov. 18, 1990	(from Steve DeBerg)
89 Otis Taylor vs. Miami	Nov. 13, 1966	(from Len Dawson)
89 Demarcus Robinson vs. Oakland	Dec. 30, 2018	(from Patrick Mahomes)
86 Stephone Paige vs. New England		

REGULAR INDIVIDUAL

(from Steve DeBerg)	Dec. 2, 1990
86 Derrick Alexander at Chicago	
(from Elvis Grbac)	Sept. 12, 1999
*NFL RECORD	
Most Receiving Yards, Running Back, Career	
2,829 Kimble Anders	1991-00
2,739 Abner Haynes	1960-65
2,457 Jamaal Charles	2008-16
2,456 Ed Podolak	1969-77
2,377 Priest Holmes	2001-07
Most Receiving Yards, Running Back, Season	
693 Jamaal Charles	2013
690 Priest Holmes	2003
672 Priest Holmes	2002
614 Priest Holmes	2001
590 Curtis McClinton	1965
Most Receiving Yards, Running Back, Game	
213 Curtis McClinton vs. Denver	Dec. 19, 1965
195 Jamaal Charles at Oakland	Dec. 15, 2013
149 Abner Haynes vs. San Diego	Oct. 20, 1963
130 Johnny Robinson vs. Buffalo	Dec. 18, 1960
129 Spencer Ware vs. San Diego	Sept. 11, 2016
127 Abner Haynes at N.Y. Titans	Dec. 3, 1961
Most Games, 100 or More Receiving Yards, RB, Career	
5 Abner Haynes	1960-65
5 Priest Holmes	2001-07
3 Johnny Robinson	1960-71
3 Paul Palmer	1987-88
2 Curtis McClinton	1962-69
2 Larry Johnson	2003-09
2 Jamaal Charles	2008-16
Most Games, 100 or More Receiving Yards, RB, Season	
3 Paul Palmer	1988
2 Johnny Robinson	1960
2 Abner Haynes	1964
2 Priest Holmes	2001
Most Receiving Yards, Tight End, Career (All 1,000+)	
10,940 Tony Gonzalez	1997-08
8,756 Travis Kelce	2013-21
3,101 Fred Arbanas	1962-70
2,396 Walter White	1975-79
1,541 Jonathan Hayes	1985-93
1,046 Keith Cash	1992-96
1,009 Tony Moeaki	2010-12
Most Receiving Yards, Tight End, Season	
1,416 Travis Kelce	2020
1,336 Travis Kelce	2018
1,258 Tony Gonzalez	2004
1,229 Travis Kelce	2019
1,203 Tony Gonzalez	2000
1,172 Tony Gonzalez	2007
1,125 Travis Kelce	2016
1,058 Tony Gonzalez	2008
Most Receiving Yards, Tight End, Game	
168 Travis Kelce at Oakland	Dec. 2, 2018
160 Travis Kelce vs. Denver	Dec. 25, 2016
159 Travis Kelce vs. Carolina	Nov. 8, 2020
147 Tony Gonzalez at New England	Dec. 4, 2000
144 Tony Gonzalez at San Diego	Jan. 2, 2005
140 Tony Gonzalez vs. Miami	Sept. 29, 2002
140 Tony Gonzalez vs. San Diego	Dec. 2, 2007
140 Travis Kelce at Atlanta	Dec. 4, 2016
Most Receiving Yards, Rookie, Season	

995 Dwayne Bowe	2007
789 Chris Burford	1960
678 Sylvester Morris	2000
611 Johnny Robinson (RB)	1960
593 Tyreek Hill	2016
576 Abner Haynes (RB)	1960
Highest Receiving Average, Career (200 receptions)	
18.12 Carlos Carson (351-6,360)	1980-89
17.82 Otis Taylor (410-7,306)	1965-75
17.30 Derrick Alexander (213-3,685)	1998-01
16.82 Stephone Paige (377-6,341)	1983-91
16.29 Eddie Kennison (321-5,230)	2001-07
Highest Receiving Average, Season (24 receptions)	
22.36 Otis Taylor (58-1,297)	1966
21.93 Stephone Paige (43-943)	1985
21.83 Frank Pitts (30-655)	1968
Highest Receiving Average, Game (3 receptions)	
42.60 C. McClinton vs. Denver (5-213)	Dec. 19, 1965
40.00 J. Robinson vs. N.Y. Titans (3-120)	Oct. 2, 1960
39.67 Otis Taylor at Denver (3-119)	Dec. 14, 1968
Most Receiving Touchdowns, Career	
76 Tony Gonzalez	1997-08
57 Otis Taylor	1965-75
55 Chris Burford	1960-67
55 Tyreek Hill	2016-21
53 Travis Kelce	2013-21
49 Stephone Paige	1983-91
44 Dwayne Bowe	2007-14
Most Receiving Touchdowns, Season	
15 Dwayne Bowe	2010
15 Tyreek Hill	2020
12 Chris Burford	1962
12 Tyreek Hill	2018
11 Otis Taylor	1967
11 Stephone Paige	1986
11 Tony Gonzalez	1999
11 Travis Kelce	2020
10 Stephone Paige	1985
10 Derrick Alexander	2000
10 Tony Gonzalez	2003
10 Tony Gonzalez	2008
10 Travis Kelce	2018
Most Receiving Touchdowns, Consecutive Seasons	
23 Tyreek Hill (15, 8)	2020-21
22 Tyreek Hill (7, 15)	2019-20
21 Chris Burford (12, 9)	1962-63
21 Stephone Paige (10, 11)	1985-86
20 Tony Gonzalez (11, 9)	1999-00
20 Dwayne Bowe (15, 5)	2010-11
19 Otis Taylor (8, 11)	1966-67
19 Dwayne Bowe (4, 15)	2009-10
19 Tyreek Hill (7, 12)	2017-18
19 Tyreek Hill (12, 7)	2018-19
Most Receiving Touchdowns, Rookie, Season	
6 Fred Arbanas	1962
6 Stephone Paige	1983
6 Tyreek Hill	2016
6 Mecole Hardman	2019
5 Chris Burford	1960
5 Otis Taylor	1965
5 Bill Jones	1990
5 Tim Barnett	1991
5 Dwayne Bowe	2007
Most Receiving Touchdowns, Game	

REGULAR INDIVIDUAL

4 Frank Jackson at San Diego	Dec. 13, 1964
4 Jamaal Charles at Oakland	Dec. 15, 2013
3 Chris Burford at Oakland	Sept. 23, 1962
3 Chris Burford at Boston	Sept. 25, 1966
3 Otis Taylor at Denver	Dec. 17, 1967
3 Otis Taylor at N.Y. Jets	Nov. 16, 1969
3 Sylvester Morris vs. San Diego	Sept. 17, 2000
3 Tony Gonzalez vs. Miami	Sept. 29, 2002
3 Dwayne Bowe at Seattle	Nov. 28, 2010
3 Tyreek Hill at New England	Oct. 14, 2018
3 Sammy Watkins at Jacksonville	Sept. 8, 2019
3 Tyreek Hill at Tampa Bay	Nov. 29, 2020
3 Tyreek Hill at Philadelphia	Oct. 3, 2021

Most Consecutive Games, Touchdown Receptions

7 Dwayne Bowe	Oct. 17, 2010 - Nov. 28, 2010
6 Travis Kelce	Dec. 6, 2020 - Sept. 19, 2021
5 Chris Burford	Sept. 8, 1962 - Oct. 12, 1962
5 Otis Taylor	Oct. 23, 1966 - Nov. 20, 1966
5 Tyreek Hill	Oct. 25, 2020 - Nov. 29, 2020
4 Curtis McClinton	Sept. 11, 1966 - Oct. 2, 1966
4 Willie Frazier	Sept. 17, 1972 - Oct. 8, 1972
4 Otis Taylor	Sept. 25, 1972 - Oct. 15, 1972
4 Tony Gonzalez	Sept. 24, 2000 - Oct. 22, 2000
4 Tony Gonzalez	Dec. 7, 2008 - Dec. 28, 2008
4 Tyreek Hill	Sept. 10, 2020 - Oct. 5, 2020

Highest TD Catch Percentage, Season (20 recs.)

40.0 Marc Boerigter (20 recs., 8 TDs)	2002
33.3 Chris Burford (45 recs., 12 TDs)	1962
27.3 Gloster Richardson (22 recs., 6 TDs)	1968
25.0 Fred Arbanas (20 recs., 5 TDs)	1967
23.5 Fred Arbanas (34 recs., 8 TDs)	1964
23.1 Mecole Hardman (25 recs., 6 TDs)	2019

Most 20+ Yard Receptions, Career

130 Tony Gonzalez	1997-08
122 Travis Kelce	2013-21
101 Dwayne Bowe	2007-14
96 Tyreek Hill	2016-21
81 Eddie Kennison	2001-07
64 Derrick Alexander	1998-01
53 Willie Davis	1991-95

Most 20+ Yard Receptions, Season

27 Tyreek Hill	2018
24 Derrick Alexander	2000
23 Travis Kelce	2020
20 Derrick Alexander	1998
19 Tony Gonzalez	2004
19 Dwayne Bowe	2010
19 Dwayne Bowe	2011
19 Travis Kelce	2017
19 Tyreek Hill	2020
18 Eddie Kennison	2004
18 Travis Kelce	2018

Most 20+ Yard Receptions, Game

6 Tyreek Hill at Tampa Bay	Nov. 29, 2020
5 Derrick Alexander at San Diego	Nov. 22, 1998
5 Tyreek Hill at Los Angeles Chargers	Sept. 9, 2018
5 Tyreek Hill at Los Angeles Rams	Nov. 19, 2018
4 Derrick Alexander vs. St. Louis	Oct. 22, 2000
4 Eddie Kennison vs. Jacksonville	Dec. 31, 2006
4 Dwayne Bowe at Denver	Nov. 14, 2010
4 Travis Kelce at Oakland	Dec. 2, 2018
4 Sammy Watkins at Jacksonville	Sept. 8, 2019
4 Demarcus Robinson at Oakland	Sept. 15, 2019

4 Tyreek Hill vs. Cleveland	Sept. 12, 2021
3 45 times; Last, Tyreek Hill at Philadelphia	Oct. 3, 2021

Total Yards From Scrimmage

Most Attempts From Scrimmage, Career

1,617 Jamaal Charles (1,332 rush, 285 rec.)	2008-16
1,572 Priest Holmes (1,321 rush, 251 rec.)	2001-07
1,526 Larry Johnson (1,375 rush, 151 rec.)	2003-09
1,445 Ed Podolak (1,157 rush, 288 rec.)	1969-77
1,288 Christian Okoye (1,246 rush, 42 rec.)	1987-92
1,073 Marcus Allen (932 rush, 141 rec.)	1993-97

Most Attempts From Scrimmage, Season

457 Larry Johnson (416 rush, 41 rec.)	2006
394 Priest Holmes (320 rush, 74 rec.)	2003
389 Priest Holmes (327 rush, 62 rec.)	2001
383 Priest Holmes (313 rush, 70 rec.)	2002
372 Christian Okoye (370 rush, 2 rec.)	1989

Most Attempts From Scrimmage, Game

41 (39 rush, 2 rec.) L. Johnson vs. Seattle	Oct. 29, 2006
39 (33 rush, 6 rec.) J. Charles at New Orleans	Sept. 23, 2012

38 (38 rush, 0 rec.) C. Okoye at Green Bay	Dec. 10, 1989
38 (33 rush, 5 rec.) L. Johnson vs. JAX	Dec. 31, 2006
37 (37 rush, 0 rec.) C. Okoye vs. Seattle	Nov. 5, 1989
37 (36 rush, 1 rec.) L. Johnson at Houston	Nov. 20, 2005

Most Yards From Scrimmage, Career

10,954 Tony Gonzalez (14 rush, 10,940 rec.)	1997-08
9,717 Jamaal Charles (7,260 rush, 2,457 rec.)	2008-16
8,762 Travis Kelce (6 rush, 8,756 rec.)	2013-21
8,447 Priest Holmes (6,070 rush, 2,377 rec.)	2001-07
7,467 Otis Taylor (161 rush, 7,306 rec.)	1965-75
7,384 Larry Johnson (6,015 rush, 1,369 rec.)	2003-09

Most Yards From Scrimmage, Season

2,287 Priest Holmes (1,615 rush, 672 rec.)	2002
2,199 Larry Johnson (1,789 rush, 410 rec.)	2006
2,169 Priest Holmes (1,555 rush, 614 rec.)	2001
2,110 Priest Holmes (1,420 rush, 690 rec.)	2003
2,093 Larry Johnson (1,750 rush, 343 rec.)	2005

Most Yards From Scrimmage, Game

309 Stephone Paige vs. San Diego (0 rush, 309 rec.)	Dec. 22, 1985
307 Priest Holmes at Seattle (197 rush, 110 rec.)	Nov. 24, 2002

288 Jamaal Charles at New Orleans (233 rush, 55 rec.)	Sept. 23, 2012
277 Priest Holmes at Oakland (168 rush, 109 rec.)	Dec. 9, 2001

269 Tyreek Hill at Tampa Bay (0 rush, 269 rec.)	Nov. 29, 2020
---	---------------

262 Jamaal Charles at Denver (259 rush, 3 rec.)	Jan. 3, 2009
---	--------------

Yards Per Touch Average, RB, Career (350 touches)

6.60 Abner Haynes (993-6,553)	1960-64
6.57 Jamaal Charles (1,668-10,963)	2008-16
5.89 Kimble Anders (864-5,890)	1991-00
5.53 Curtis McClinton (916-5,069)	1962-69
5.48 Tony Reed (651-3,566)	1977-80

Yards Per Touch Average, RB, Season (200 touches)

7.0 Jamaal Charles (275-1,935)	2010
6.9 Abner Haynes (211-1,451)	1960
6.6 Abner Haynes (213-1,399)	1961

REGULAR INDIVIDUAL

6.2 Abner Haynes (260-1,622)	1962
6.2 Jamaal Charles (230-1,417)	2009

Combined Yardage

Most Combined Attempts, Career (All 1,000+)

1,668 Jamaal Charles	2008-16
1,572 Priest Holmes	2001-07
1,569 Ed Podolak	1969-77
1,526 Larry Johnson	2003-09
1,289 Christian Okoye	1987-92
1,114 Abner Haynes	1960-65

Most Combined Attempts, Season (All 300+)

457 Larry Johnson	2006
394 Priest Holmes	2003
389 Priest Holmes	2001
383 Priest Holmes	2002
372 Christian Okoye	1989
329 Jamaal Charles	2013
325 Kareem Hunt	2017
320 Jamaal Charles	2012

Most Combined Attempts, Game

41 Larry Johnson vs. Seattle	Oct. 29, 2006
39 Jamaal Charles at New Orleans	Sept. 23, 2012
38 Christian Okoye at Green Bay	Dec. 10, 1989
38 Larry Johnson vs. Jacksonville	Dec. 31, 2006
37 Christian Okoye vs. Seattle	Nov. 5, 1989
37 L. Johnson at Houston	Nov. 20, 2005
36 Abner Haynes at Denver	Oct. 30, 1960
36 Derrick Blaylock at New Orleans	Nov. 14, 2004
36 L. Johnson vs. New England	Nov. 27, 2005
36 L. Johnson vs. San Diego	Dec. 24, 2005

Most Combined Yards, Career (All 7,500+)

12,356 Dante Hall	2000-06
10,963 Tony Gonzalez	1997-08
10,963 Jamaal Charles	2008-16
8,762 Travis Kelce	2013-21
8,447 Abner Haynes	1960-65
8,447 Priest Holmes	2001-07
8,343 Ed Podolak	1969-77
7,677 Carlos Carson	1980-89

Most Combined Yards, Season

2,446 Dante Hall	2003
2,342 Jamaal Charles	2009
2,287 Priest Holmes	2002
2,236 Dante Hall	2004
2,283 Dante Hall	2005

Most Combined Yards, Game

309 Stephone Paige vs. San Diego	Dec. 22, 1985
307 Priest Holmes at Seattle	Nov. 24, 2002
296 Dante Hall at Denver	Dec. 7, 2003
290 Noland Smith at San Diego	Oct. 15, 1967
288 Jamaal Charles at New Orleans	Sept. 23, 2012

Punting

Most Seasons Leading League

*4 Jerrel Wilson	1965, '68, '72-73
------------------	-------------------

*NFL RECORD

1 Bob Grupp	1979
1 Jim Arnold	1984

Most Punts, Career

1,124 Dustin Colquitt	2005-19
1,018 Jerrel Wilson	1963-77
421 Louie Aguiar	1994-98

284 Jim Arnold	1983-85
272 Bryan Barker	1990-93

Most Punts, Season

101 Daniel Pope	1999
99 Lewis Colbert	1986
98 Jim Arnold	1984
96 Dustin Colquitt	2009
95 Dustin Colquitt	2007

Most Punts, Game

11 Bob Grupp vs. Baltimore	Sept. 2, 1979
11 Jim Arnold at San Francisco	Nov. 17, 1985
11 Kelly Goodburn vs. Cleveland	Nov. 19, 1989
11 Louie Aguiar vs. San Diego	Nov. 13, 1994
11 Dustin Colquitt at Chicago	Dec. 4, 2011
10 Jerrel Wilson at N.Y. Jets	Sept. 18, 1965
10 Jerrel Wilson vs. Denver	Oct. 6, 1974
10 Kelly Goodburn at N.Y. Jets	Oct. 2, 1988
10 Todd Sauerbrun at San Diego	Nov. 26, 2000
10 Dustin Colquitt at N.Y. Jets	Dec. 30, 2007
10 Dustin Colquitt at Jacksonville	Sept. 8, 2013

Longest Punt (All 70+)

81 Dustin Colquitt vs. San Diego	Dec. 2, 2007
77 Dustin Colquitt at Denver	Dec. 31, 2017
76 Dan Stryzinski vs. Oakland	Sept. 9, 2001
74 Bob Grupp vs. San Diego	Nov. 4, 1979
73 Dustin Colquitt vs. Oakland	Sept. 14, 2008
72 Jerrel Wilson at San Diego	Sept. 29, 1963
72 Dustin Colquitt at Oakland	Dec. 23, 2006
72 Dustin Colquitt at St. Louis	Dec. 19, 2010
71 Dustin Colquitt at Oakland	Dec. 16, 2012
70 Jerrel Wilson at Denver	Oct. 11, 1964
70 Jerrel Wilson vs. Buffalo	Oct. 18, 1964
70 Jerrel Wilson vs. Houston	Nov. 28, 1968
70 Dustin Colquitt at Jacksonville	Nov. 8, 2009

Most Punting Yards, Career

50,393 Dustin Colquitt	2005-19
44,218 Jerrel Wilson	1963-77
17,930 Louie Aguiar	1994-98
11,934 Jim Arnold	1983-85
11,267 Bryan Barker	1990-93

Most Punting Yards, Season

4,397 Jim Arnold	1984
4,361 Dustin Colquitt	2009
4,322 Dustin Colquitt	2007
4,218 Daniel Pope	1999
4,084 Dustin Colquitt	2011

Highest Punting Average, Career (200 punts)

44.83 Dustin Colquitt (1,124-50,393)	2005-19
43.44 Jerrel Wilson (1,018-44,218)	1963-77
42.59 Louie Aguiar (421-17,930)	1994-98
42.02 Jim Arnold (284-11,934)	1983-85

Highest Punting Average, Season (50 punts)

46.83 Dustin Colquitt (83-3,887)	2012
46.03 Dustin Colquitt (87-4,005)	2013
45.89 Dustin Colquitt (89-4,084)	2011
45.70 Dustin Colquitt (65-2,971)	2015
45.53 Jerrel Wilson (80-3,642)	1973
45.49 Dustin Colquitt (95-4,322)	2007

Highest Punting Average, Game (4 punts)

60.75 Tommy Townsend vs. New England (4-243)	Oct. 5, 2020
57.20 Dustin Colquitt vs. San Diego (5-286)	Oct. 31, 2011
56.83 Tommy Townsend vs. Green Bay (6-341)	Nov. 7, 2021

REGULAR INDIVIDUAL

56.40 Jerrel Wilson vs. Boston (5-282)	Oct. 11, 1970
55.60 Louie Aguiar at Arizona (5-278)	Oct. 1, 1995
54.75 Jerrel Wilson vs. Boston (4-219)	Oct. 3, 1965
Highest Net Punting Average, Career (200 Punts)	
39.74 Dustin Colquitt	2005-19
35.48 Louie Aguiar	1994-98
35.42 Jerrel Wilson	1963-77
35.13 Bob Grupp	1979-81
34.82 Bryan Barker	1990-93
Highest Net Punting Average, Season (50 Punts)	
41.11 Dustin Colquitt	2017
40.84 Dustin Colquitt	2015
40.78 Dustin Colquitt	2009
40.78 Dustin Colquitt	2012
40.66 Dustin Colquitt	2016
Highest Net Punting Average, Game (4 Punts)	
54.33 Tommy Townsend vs. Green Bay	Nov. 7, 2021
52.50 Dustin Colquitt vs. Denver	Sept. 15, 2015
52.20 Dustin Colquitt at L.A. Chargers	Sept. 9, 2018
52.00 Dustin Colquitt at Indianapolis	Oct. 10, 2010
51.86 Dustin Colquitt at Oakland	Dec. 16, 2012
Most Consecutive Punts, None Blocked	
458 Dustin Colquitt	2013-19
377 Louie Aguiar	1994-98
256 Jerrel Wilson	1968-71
233 Jim Arnold	1983-85
Punts Had Blocked, Career	
12 Jerrel Wilson	1963-77
5 Dustin Colquitt	2005-19
2 Bob Grupp	1979-81
2 Jim Arnold	1983-85
2 Bryan Barker	1990-93
2 Daniel Pope	1999
Punts Had Blocked, Season	
2 Jerrel Wilson	1974
2 Jim Arnold	1985
2 Daniel Pope	1999
Punts Had Blocked, Game	
2 Jim Arnold vs. Denver	Oct. 27, 1985
Most Punts Inside the 20, Career	
462 Dustin Colquitt	2005-19
117 Louie Aguiar	1994-98
62 Bryan Barker	1990-93
58 Jim Arnold	1983-85
54 Kelly Goodburn	1987-90
Most Punts Inside the 20, Season	
45 Dustin Colquitt	2012
41 Dustin Colquitt	2009
38 Dustin Colquitt	2016
37 Dustin Colquitt	2015
35 Dustin Colquitt	2013

Punt Returns

Most Punt Returns, Career	
220 J.T. Smith	1979-84
188 Dante Hall	2000-06
181 Tamarick Vanover	1995-99
105 Javier Arenas	2010-12
86 Ed Podolak	1969-77
86 Tyreek Hill	2016-21
Most Punt Returns, Season	
58 J.T. Smith	1979
58 Dexter McCluster	2013
51 Tamarick Vanover	1995

51 Tamarick Vanover	1999
50 J.T. Smith	1981
Most Punt Returns, Game	
8 Ed Podolak vs. San Diego	Nov. 10, 1974
8 De'Anthony Thomas vs. Oakland	Dec. 14, 2014
7 J.T. Smith vs. Baltimore	Sept. 2, 1979
7 J.T. Smith vs. N.Y. Giants	Oct. 21, 1979
7 Tamarick Vanover vs. Detroit	Sept. 26, 1999
7 Tamarick Vanover at Denver	Dec. 5, 1999
7 Eddie Drummond at Oakland	Oct. 21, 2007
7 Dexter McCluster at Jacksonville	Sept. 8, 2013
7 Dexter McCluster at Washington	Dec. 8, 2013
Most Seasons Leading League	
2 J.T. Smith	1979-80
Most Punt Return Yards, Career	
2,322 J.T. Smith	1979-84
1,930 Tamarick Vanover	1995-99
1,882 Dante Hall	2000-06
1,029 Javier Arenas	2010-12
1,009 Tyreek Hill	2016-21
959 Dexter McCluster	2010-13
Most Punt Return Yards, Season	
686 Dexter McCluster	2013
640 Tamarick Vanover	1999
612 J.T. Smith	1979
592 Tyreek Hill	2016
581 J.T. Smith	1980
Most Punt Return Yards, Game	
177 Dexter McCluster at Washington	Dec. 8, 2013
156 De'Anthony Thomas vs. Oakland	Dec. 14, 2014
141 J.T. Smith vs. Oakland	Sept. 23, 1979
130 Tamarick Vanover vs. New Orleans	Dec. 21, 1997
128 Dante Hall vs. Arizona	Dec. 1, 2002
Longest Punt Return (All TDs)	
95 Tyreek Hill at San Diego	Jan. 1, 2017
94 Dexter McCluster vs. San Diego	Sept. 13, 2010
93 Dante Hall vs. Denver	Oct. 5, 2003
91 Tyreek Hill at L.A. Chargers	Sept. 9, 2018
90 Dante Hall vs. Arizona	Dec. 1, 2002
89 Dexter McCluster vs. N.Y. Giants	Sept. 29, 2013
Most Seasons Leading League	
1 Abner Haynes	1960
1 Noland Smith	1968
1 Ed Podolak	1970
1 J.T. Smith	1980
1 Dante Hall	2003
1 Tyreek Hill	2016
Highest Punt Return Average, Career (50 returns)	
12.14 Dexter McCluster (79-959)	2010-13
11.73 Tyreek Hill (86-1,009)	2016-21
11.11 Noland Smith (53-589)	1967-69
10.87 Abner Haynes (54-587)	1960-64
10.66 Tamarick Vanover (181-1,930)	1995-99
10.60 J.T. Smith (216-2,289)	1978-84
Highest Punt Return Average, Season (12 returns)	
16.28 Dante Hall (29-472)	2003
15.54 Dexter McCluster (13-202)	2010
15.36 Abner Haynes (14-215)	1960
15.18 Tyreek Hill (39-592)	2016
15.00 Noland Smith (18-270)	1968
Highest Punt Return Average, Game (3 returns)	
35.00 D. Hall vs. Denver (3-105)	Oct. 5, 2003
33.33 D. McCluster vs. San Diego (3-100)	Sept. 13, 2010
28.67 M. Garrett at Buffalo (3-86)	Sept. 11, 1966

REGULAR INDIVIDUAL

28.67 N. Smith vs. N.Y. Jets (3-86)	Sept. 15, 1968
28.25 D. McCluster vs. N.Y. Giants (4-113)	Sept. 29, 2013
Most Punt Return Touchdowns, Career	
5 Dante Hall	2000-06
4 J.T. Smith	1979-84
4 Tamarick Vanover	1995-99
4 Tyreek Hill	2016-21
Most Punt Return Touchdowns, Season	
2 J.T. Smith	1979
2 J.T. Smith	1980
2 Dale Carter	1992
2 Tamarick Vanover	1999
2 Dante Hall	2002
2 Dante Hall	2003
2 Dexter McCluster	2013
2 Tyreek Hill	2016
Most Punt Return Touchdowns, Game	
1 29 times	
Last; Mecole Hardman at Miami	Dec. 13, 2020

Kickoff Returns

Most Kickoff Returns, Career	
360 Dante Hall	2000-06
212 Tamarick Vanover	1995-99
84 Dave Grayson	1961-64
72 Knile Davis	2013-16
68 Noland Smith	1967-69
Most Kickoff Returns, Season	
68 Dante Hall	2004
65 Dante Hall	2005
57 Dante Hall	2002
57 Dante Hall	2003
53 Dante Hall	2006
Most Kickoff Returns, Game	
9 Noland Smith vs. Oakland	Nov. 23, 1967
9 Paul Palmer at Seattle	Sept. 20, 1987
Most Kickoff Return Yards, Career	
8,644 Dante Hall	2000-06
5,099 Tamarick Vanover	1995-99
2,231 Dave Grayson	1961-64
1,942 Knile Davis	2013-16
1,822 Noland Smith	1967-69
1,326 Abner Haynes	1960-64
Most Kickoff Return Yards, Season	
1,718 Dante Hall	2004
1,560 Dante Hall	2005
1,478 Dante Hall	2003
1,354 Dante Hall	2002
1,308 Tamarick Vanover	1997
Most Kickoff Return Yards, Game (All 200+)	
251 Jon Vaughn at Miami	Dec. 12, 1994
244 Noland Smith at San Diego	Oct. 15, 1967
234 Dante Hall vs. Philadelphia	Oct. 2, 2005
233 Dante Hall vs. San Diego	Nov. 28, 2004
221 Paul Palmer at Seattle	Sept. 20, 1987
206 Noland Smith vs. Oakland	Nov. 23, 1967
Longest Kickoff Return (All TDs)	
108 Knile Davis vs. Denver	Dec. 1, 2013
106 Noland Smith at Denver	Dec. 17, 1967
104 Mecole Hardman vs. L.A. Chargers	Dec. 29, 2019
102 Byron Pringle at Denver	Oct. 25, 2020
100 Dante Hall vs. Pittsburgh	Sept. 14, 2003
99 Dave Grayson at Denver	Sept. 7, 1963
99 Tamarick Vanover at Seattle	Sept. 3, 1995

99 Knile Davis vs. St. Louis	Oct. 26, 2014
97 Boyce Green at Pittsburgh	Dec. 21, 1986
97 Tamarick Vanover at Denver	Oct. 27, 1996
97 Dante Hall at Baltimore	Sept. 28, 2003
97 Dante Hall vs. Denver	Dec. 19, 2004
97 Jamaal Charles vs. Pittsburgh	Nov. 22, 2009
Most Seasons Leading League	
1 Dave Grayson	1961
Highest Kickoff Return Average, Career (50 returns)	
26.97 Knile Davis (72-1,942)	2013-16
26.79 Noland Smith (68-1,822)	1967-69
26.56 Dave Grayson (84-2,231)	1961-64
25.17 Abner Haynes (52-1,309)	1960-64
24.43 Jamaal Charles (51-1,246)	2008-16
24.05 Tamarick Vanover (212-5,099)	1995-99
Highest Kickoff Return Average, Season (15 returns)	
30.06 Quintin Demps (33-992)	2013
28.31 Dave Grayson (16-453)	1961
28.30 Larry Marshall (23-651)	1972
29.71 Dave Grayson (18-535)	1962
Highest Kickoff Return Average, Game (3 returns)	
48.67 Dante Hall vs. Pittsburgh (3-146)	Sept. 14, 2003
45.00 Tremon Smith at New England (4-180)	Oct. 14, 2018
44.67 Dante Hall vs. St. Louis (3-134)	Dec. 8, 2002
44.33 Paul Palmer vs. Seattle (3-133)	Dec. 27, 1987
40.67 Noland Smith at San Diego (6-244)	Oct. 15, 1967
40.33 L. Williams vs. Cincinnati (3-121)	Nov. 21, 1976
40.33 Dante Hall at Baltimore (3-121)	Sept. 28, 2003
Most Kickoff Return Touchdowns, Career	
6 Dante Hall	2000-06
4 Tamarick Vanover	1995-99
2 Paul Palmer	1987-88
2 Knile Davis	2013-16
Most Kickoff Return Touchdowns, Season	
2 Paul Palmer	1987
2 Tamarick Vanover	1995
2 Dante Hall	2003
2 Dante Hall	2004
Most Kickoff Return Touchdowns, Game	
1 25 times	
Last; Byron Pringle vs. Denver	Oct. 25, 2020

Fumbles

Most Opponents Fumbles Forced, Career	
45 Derrick Thomas	1989-99
33 Tamba Hali	2006-17
29 Neil Smith	1988-96
23 Derrick Johnson	2005-17
14 Justin Houston	2011-18
13 Kevin Ross	1984-93, '97
13 Jared Allen	2004-07
Most Opponents Fumbles Forced, Season	
8 Derrick Thomas	1992
7 Jared Allen	2005
7 Dee Ford	2018
6 Derrick Thomas	1990
6 Derrick Thomas	1994
6 Tamba Hali	2006
Most Fumbles Forced, Rookie, Season	
6 Tamba Hali	2006
4 Kevin Ross	1984
4 Tim Cofield	1986

Interceptions

Most Seasons, Leading League

2 Johnny Robinson	1966, '70
2 Emmitt Thomas	1969, '74

Most Interceptions By, Career

58 Emmitt Thomas	1966-78
57 Johnny Robinson	1960-71
50 Deron Cherry	1981-91
39 Gary Barbaro	1976-82
38 Albert Lewis	1983-93

Most Interceptions By, Season

12 Emmitt Thomas	1974
10 Johnny Robinson	1966
10 Bobby Hunt	1966
10 Johnny Robinson	1970
10 Gary Barbaro	1980
9 Emmitt Thomas	1969
9 Deron Cherry	1986

Most Interceptions By, Rookie, Season

8 Marcus Peters	2015
8 Bobby Hunt	1962
7 Dale Carter	1992
6 Kevin Ross	1984
4 Bobby Ply	1962
4 Emmitt Thomas	1967
4 Lloyd Burruss	1981
4 Albert Lewis	1983
4 Eric Berry	2010

3 14 players; Last L. Sneed (2020)

Most Interceptions By, Game

*4 Bobby Ply vs. San Diego	Dec. 16, 1962
4 Bobby Hunt vs. Houston	Oct. 4, 1964
4 Deron Cherry vs. Seattle	Sept. 29, 1985
3 Bobby Ply vs. Denver	Dec. 9, 1962
3 Johnny Robinson at Baltimore	Sept. 28, 1970
3 Albert Lewis vs. Atlanta	Dec. 8, 1985
3 Lloyd Burruss vs. San Diego	Oct. 19, 1986
3 Albert Lewis vs. Atlanta	Sept. 1, 1991
3 Greg Wesley vs. Miami	Sept. 29, 2002
3 Greg Wesley vs. New England	Nov. 27, 2005

*NFL RECORD

Most Consecutive Games, Passes Intercepted By

6 Eric Harris	1980
---------------	------

Most Interception Return Yards, Career

938 Emmitt Thomas (58 INTs)	1966-78
771 Gary Barbaro (39 INTs)	1975-82
741 Johnny Robinson (57 INTs)	1960-71
688 Deron Cherry (50 INTs)	1981-91
674 Bobby Hunt (37 INTs)	1962-67

Most Interception Return Yards, Season

280 Marcus Peters (8 INTs)	2015
274 Mark McMillian (8 INTs)	1997
228 Bobby Hunt (6 INTs)	1963
214 Emmitt Thomas (12 INTs)	1974
193 Lloyd Burruss (5 INTs)	1986
175 Derrick Johnson (3 INTs)	2009

Most Interception Return Yards Gained, Game

121 Lloyd Burruss vs. San Diego (3 INTs)	Oct. 19, 1986
118 Brandon Flowers at N.Y. Jets (2 INTs)	Oct. 26, 2008
108 Bobby Ply vs. San Diego (4 INTs)	Dec. 16, 1962
105 Derrick Johnson vs. Denver (2 INTs)	Jan. 3, 2010
102 Gary Barbaro vs. Seattle (1 INT)	Dec. 11, 1977

Longest Interception Return

102 Gary Barbaro vs. Seattle	Dec. 11, 1977
100 Tim Collier at Oakland	Dec. 18, 1977
100 Sean Smith at Buffalo	Nov. 3, 2013
99 Dave Grayson vs. N.Y. Titans	Dec. 17, 1961
99 Kevin Ross at San Diego	Sept. 6, 1992

Most Interception Return Touchdowns, Career

6 Bobby Bell	1963-74
5 Emmitt Thomas	1966-78
5 Jim Kearney	1967-75
5 Eric Berry	2010-17
4 Lloyd Burruss	1981-91
4 Derrick Johnson	2005-17
4 Daniel Sorensen	2014-21

Most Interception Return Touchdowns, Season

*4 Jim Kearney	1972
3 Lloyd Burruss	1986
3 Mark McMillian	1997
2 Sherrill Headrick	1961
2 Emmitt Thomas	1974
2 Charles Mincy	1992
2 Jerome Woods	1993
2 Derrick Johnson	2009
2 Eric Berry	2013
2 Marcus Peters	2015
2 Eric Berry	2016

*NFL RECORD

Most Interception Return Touchdowns, Game

*2 Jim Kearney at Denver	Oct. 1, 1972
2 Lloyd Burruss vs. San Diego	Oct. 19, 1986
2 Derrick Johnson at Denver	Jan. 3, 2010

*NFL RECORD

Sacks

Most Sacks, Career (All 50.0+)

126.5 Derrick Thomas	1989-99
89.5 Tamba Hali	2006-17
85.5 Neil Smith	1988-96
78.5 Justin Houston	2011-18
73.0 Art Still	1978-87
51.0 Mike Bell	1979-85, '87-91

Most Sacks, Season

22.0 Justin Houston	2014
20.0 Derrick Thomas	1990
15.5 Jared Allen	2007
15.5 Chris Jones	2018
15.0 Neil Smith	1993
14.5 Art Still	1980
14.5 Art Still	1984
14.5 Neil Smith	1992
14.5 Derrick Thomas	1992
14.5 Tamba Hali	2010

Most Sacks, Consecutive Seasons

33.5 Derrick Thomas (20.0, 13.5)	1990-91
33.0 Justin Houston (11.0, 22.0)	2013-14
30.0 Derrick Thomas (10.0, 20.0)	1989-90
29.5 Neil Smith (14.5, 15.0)	1992-93
29.5 Justin Houston (22.0, 7.5)	2014-15
28.0 Derrick Thomas (13.5, 14.5)	1991-92
26.5 Neil Smith (15.0, 11.5)	1993-94
26.5 Tamba Hali (14.5, 12.0)	2010-11

Most Sacks, Rookie, Season

10.0 Derrick Thomas	1989
9.0 Jared Allen	2004

REGULAR INDIVIDUAL

8.0 Tamba Hali	2006
6.5 Art Still	1978
5.5 Sylvester Hicks	1978
5.5 Mike Bell	1979
5.5 Justin Houston	2011

Most Sacks, Game

*7.0 Derrick Thomas vs. Seattle	Nov. 11, 1990
6.0 Derrick Thomas vs. Oakland	Sept. 6, 1998
4.5 Justin Houston at Philadelphia	Sept. 19, 2013
4.0 Wilbur Young at San Diego	Oct. 19, 1975
4.0 Art Still at Oakland	Oct. 5, 1980
4.0 Derrick Thomas vs. Buffalo	Oct. 7, 1991
4.0 Derrick Thomas vs. San Diego	Nov. 8, 1992
4.0 Neil Smith vs. L.A. Raiders	Oct. 3, 1993
4.0 Justin Houston vs. San Diego	Dec. 28, 2014

*NFL RECORD

Most Sack Yards, Career

699.0 Derrick Thomas	1989-99
591.5 Tamba Hali	2006-17
506.5 Neil Smith	1988-96
452.0 Justin Houston	2011-18
334.5 Chris Jones	2016-21
293.0 Eric Hicks	1998-06

Most Sack Yards, Season

127.0 Neil Smith	1993
122.0 Chris Jones	2018
114.5 Neil Smith	1992
113.0 Derrick Thomas	1992
111.0 Jared Allen	2007
109.0 Derrick Thomas	1996

Most Sack Yards, Game

36.0 Derrick Thomas vs. San Diego	Nov. 8, 1992
36.0 Derrick Thomas vs. Oakland	Sept. 6, 1998
35.0 Neil Smith vs. Los Angeles	Oct. 3, 1993
34.0 Vonnie Holliday vs. San Diego	Sept. 7, 2003
33.0 Darren Mickell vs. Denver	Dec. 17, 1995

Tackles

Most Tackles, Career

1,262 Derrick Johnson	2005-17
999 Gary Spani	1978-86
992 Art Still	1978-87
927 Deron Cherry	1981-91
876 Donnie Edwards	1996-01, 2007-08
827 Kevin Ross	1984-93, '97

Most Tackles, Season

179 Derrick Johnson	2011
162 Mike Maslowski	2002
157 Gary Spani	1979
153 Gary Spani	1981
151 Deron Cherry	1988
151 Donnie Edwards	1998, 2000
151 Scott Fujita	2003

Most Tackles, Rookie, Season

144 Gary Spani	1978
----------------	------

140 Dino Hackett	1986
126 Eric Berry	2010
120 Art Still	1978
101 Greg Wesley	2000

Most Tackles, Consecutive Seasons

326 Derrick Johnson (147, 179)	2010-11
306 Gary Spani (157, 149)	1979-80
304 Derrick Johnson (179, 125)	2011-12
302 Gary Spani (149, 153)	1980-81
301 Gary Spani (144, 157)	1978-79

Special Team Tackles

Most Special Teams Tackles, Career

148 Gary Stills	1999-05
147 Greg Manusky	1994-99
97 Danan Hughes	1993-98
96 Tony Richardson	1995-05
94 Louis Cooper	1985-90

Most Special Teams Tackles, Season

34 Gary Stills	2002
29 Gary Stills	2003
29 Rich Scanlon	2005
28 Ken Jolly	1984
27 Albert Lewis	1983
27 Todd McNair	1990
27 Bennie Thompson	1992
27 Greg Manusky	1999

Most Special Teams Tackles, Consecutive Seasons

63 Gary Stills	2002-03
54 Gary Stills	2003-04
52 Gary Stills	2001-02
51 Greg Manusky	1996-97
50 Greg Manusky	1998-99
50 Gary Stills	2004-05

Blocked Kicks

Most Opponents Punts Blocked, Career

10 Albert Lewis	1983-93
3 Bernard Pollard	2006-08
2 Ed Beckman	1977-84
2 Gary Green	1977-83
2 Sherrill Headrick	1960-67
2 Bernard Pollard	2006
1 D.J. Alexander	2015

Most Opponents Punts Blocked, Season

4 Albert Lewis	1990
3 Albert Lewis	1986
2 Sherrill Headrick	1963
2 Bernard Pollard	2006

Most Opponents Punts Blocked, Game

2 Sherrill Headrick vs. Denver	Dec. 8, 1963
--------------------------------	--------------

Longest Return of Blocked Field Goal

78 (TD) Lloyd Burruss at Pittsburgh	Dec. 21, 1986
65 (TD) Kevin Ross at Cincinnati	Dec. 6, 1987

Games Won

Most Consecutive Games Won

11	2015-16
10	2019-20, 2020
9	2003, 2013, 2017-18
7	1968-69, 1969, 1995, 1997-98, 2016-17
6	1968, 1997, 2021
5	1961-62, 1966-67, 1971, 1984-85, 2014, 2016, 2018-19

Most Consecutive Games Won, Single Season

10	2015, 2020
9	2003, 2013
7	1969, 1995
6	1968, 1997, 2019, 2021
5	1968, 1971, 2014, 2016, 2017, 2018

Most Consecutive Games Won, Start of Season

9	2003, 2013
5	2017, 2018
4	1996, 2018, 2019, 2020
3	1962, 1966, 1994, 1995, 2010

Most Consecutive Games Won, End of Season

10	2015
6	1997, 2019
5	1968
4	2017, 2018
3	1960, 1963, 1966, 1967, 1971, 1972, 1984, 1986

Most Consecutive Home Games Won

13	2002-03
11	1994-96, 1997-98
10	1968-69, 2015-16
9	1970-71, 2017-18

Most Consecutive Road Games Won

11	2019-20
9	1966-67, 2016-17
6	1967-68
5	1968-69, 1971-72

Games Lost

Most Consecutive Games Lost

12	2007-08
9	1987, 2008-09
8	1975-76, 2012
7	1985, 2008

Most Consecutive Games Lost, Start of Season

5	1977, 2009
4	1976, 1980
3	1975, 2004, 2008, 2011

Most Consecutive Games Lost, End of Season

9	2007
6	1977
4	1975, 2008, 2012

Most Consecutive Home Games Lost

10	2008-09
8	1974-75
7	1975-76, 2011-12
6	1977-78, 2007-08

Most Consecutive Road Games Lost

9	2007-08
8	1978-79, 1985-86
6	1988, 2008-09, 2012

565 2018

484 2003

483 2004

473 2020

467 2002

451 2019

448 1966

430 2013

415 2017

408 1967

405 2015

403 2005

Highest Scoring Average, Season

35.3 (565 in 16 games)	2018
32.0 (448 in 14 games)	1966
30.3 (484 in 16 games)	2003
30.2 (483 in 16 games)	2004
29.6 (473 in 16 games)	2020
29.2 (467 in 16 games)	2002
29.1 (408 in 14 games)	1967

Most Points, Consecutive Seasons

1,016 (565, 451)	2018-19
971 (415, 565)	2017-18
967 (484, 483)	2003-04
951 (467, 484)	2002-03
924 (451, 473)	2019-20
886 (483, 403)	2004-05
856 (448, 408)	1966-67
824 (473, 351)	2020-21
804 (389, 415)	2016-17

Fewest Points, Season

176	1982 (9 games)
211	2012
212	2011
225	1977
226	2007

Lowest Scoring Average, Season

13.2 (211 in 16 games)	2012
13.3 (212 in 16 games)	2011
14.1 (226 in 16 games)	2007
14.9 (238 in 16 games)	1979
15.2 (243 in 16 games)	1978
15.9 (254 in 16 games)	1988

Largest Scoring Differential, Season

201 (371 - 170)	1968
182 (359 - 177)	1969
176 (448 - 276)	1966
156 (369 - 233)	1962
154 (408 - 254)	1967

Most 40-Point Games, Season

5	2003, 2018
4	1966, 2002, 2004
3	1961, 1962, 1963, 1964, 1967, 2021
2	1965, 1968, 1983, 2000, 2010, 2013, 2017, 2019, 2020

Most 30-Point Games, Season

12	2018
9	2020
8	1966, 2002, 2004
7	1999, 2003, 2019
6	1960, 1967, 2010, 2021
5	1962, 1965, 1968, 1983, 1994, 2005, 2006, 2015, 2016, 2017

Most Points Scored, Game

59	at Denver	Sept. 7, 1963
----	-----------	---------------

Scoring

Most Points, Season (All 400+)

REGULAR TEAM

56 at Denver	Oct. 23, 1966
56 vs. Atlanta	Oct. 24, 2004
56 at Oakland	Dec. 15, 2013
54 vs. St. Louis	Oct. 22, 2000
52 4 times; Last vs. Denver	Oct. 29, 1967

Largest Margin of Victory, Game

52 Kansas City (59) at Denver (7)	Sept. 7, 1963
49 Kansas City (49) vs. Arizona (0)	Dec. 1, 2002
48 Kansas City (48) vs. N.Y. Jets (0)	Dec. 22, 1963
46 Kansas City (56) vs. Denver (10)	Oct. 16, 1966
46 Kansas City (56) vs. Atlanta (10)	Oct. 24, 2004

Most Points, Both Teams, Game

105 KC (51) at LAR (54)	Nov. 19, 2018
99 KC (48) at Seattle (51)	Nov. 27, 1983 (OT)
88 KC (49) vs. Denver (39)	Nov. 1, 1964
88 KC (54) vs. St. Louis (34)	Oct. 22, 2000

Fewest Points, Both Teams, Game

3 KC (0) at Tampa Bay (3)	Dec. 16, 1979
9 KC (3) vs. Cleveland (6)	Sept. 4, 1988
10 KC (7) at Denver (3)	Jan. 1, 2012
12 KC (6) vs. St. Louis (6)	Nov. 22, 1970
12 KC (3) at Miami (9)	Oct. 20, 1974

Most Points Shutout Victory, Game

49 vs. Arizona	Dec. 1, 2002
48 vs. N.Y. Jets	Dec. 22, 1963
41 vs. Miami	Oct. 8, 1967
41 vs. San Francisco	Oct. 1, 2006
34 vs. Boston	Dec. 11, 1960
34 vs. Houston	Nov. 26, 1989
34 vs. Cleveland	Sept. 30, 1990
34 vs. San Diego	Oct. 31, 1999

Fewest Points, Shutout Victory, Game

14 vs. Baltimore	Sept. 2, 1979
16 vs. Denver	Dec. 6, 1970
17 vs. L.A. Chargers	Sept. 25, 1960

Largest Fourth-Quarter Comebacks

Opponent	Deficit	Final	Date
17 at Green Bay	14-31	40-34 (OT)	Oct. 12, 2003
17 vs. San Diego	10-27	33-27 (OT)	Sept. 11, 2016
14 at N.Y. Jets	3-17	17-17 (OT)	Oct. 2, 1988
14 vs. N.Y. Giants	3-17	20-17 (OT)	Sept. 10, 1995
14 at Oakland	20-34	37-34	Nov. 28, 1999
14 at Carolina	3-17	20-17	Nov. 13, 2016

Largest Second-Half Comebacks

Opponent	Deficit	Final	Date
21 vs. San Diego	3-24	33-27 (OT)	Sept. 11, 2016
18 at New Orleans	6-24	27-24	Sept. 23, 2012
17 at Buffalo	10-27	27-27	Sept. 22, 1963
17 at Oakland	0-17	28-17	Oct. 25, 1981
17 at Green Bay	14-31	40-34 (OT)	Oct. 12, 2003
16 at San Diego	0-16	24-23	Nov. 2, 1986
14 at N.Y. Jets	3-17	17-17 (OT)	Oct. 2, 1988
14 vs. San Diego	0-14	20-17 (OT)	Dec. 8, 1991
14 vs. N.Y. Giants	3-17	20-17 (OT)	Sept. 10, 1995
14 at Oakland	13-27	28-27	Sept. 8, 1997
14 at Oakland	20-34	37-34	Nov. 28, 1999
14 at Carolina	3-17	20-17	Nov. 13, 2016

Most Consecutive Games Scoring

179 1963-76
143 2012-21
139 1994-2002
91 1987-93
84 2003-08

Most Points, Two Consecutive Games

104 (56, 48)	Oct. 23, 1966 - Oct. 30, 1966
101 (45, 56)	Dec. 8, 2013 - Dec. 15, 2013

Most First-Half Points, Game

42 vs. Denver	Oct. 29, 1967
38 at Miami	Sept. 28, 1968
38 at Washington	Dec. 8, 2013
35 vs. Arizona	Dec. 1, 2002
35 vs. St. Louis	Dec. 8, 2002
35 vs. Atlanta	Oct. 24, 2004
35 at Oakland	Dec. 15, 2013
35 vs. San Francisco	Sept. 23, 2018
35 vs. Las Vegas	Dec. 12, 2021

Most First-Quarter Points, Season

158 1966
147 2018
124 2013
113 2004
112 2003
103 1962

Most First-Quarter Points, Game

24 at Miami	Sept. 28, 1968
21 13 times, last at Pittsburgh	Sept. 16, 2018

Most Second-Quarter Points, Season

177 2019
153 2003
150 2018
149 1997, 2020
143 1967
137 1989, 2004, 2010
136 2005

Most Second-Quarter Points, Game

28 vs. Denver	Oct. 29, 1967
28 vs. Pittsburgh	Oct. 18, 1971
28 vs. Denver	Dec. 7, 1980
28 vs. San Diego	Dec. 22, 1985
28 at Washington	Sept. 30, 2001
28 at Oakland	Sept. 15, 2019
24 vs. Houston	Oct. 30, 1966
24 vs. Indianapolis	Oct. 31, 2004

Most Second-Half Points, Game

35 at Denver	Oct. 23, 1966
35 at Denver	Dec. 1, 1972
35 at Tennessee	Dec. 13, 2004
34 at Denver	Jan. 3, 2010
31 at Denver	Sept. 7, 1963
31 at New England	Oct. 14, 2018
30 vs. Cleveland	Dec. 14, 1975

Most Third-Quarter Points, Season

134 2018
109 1963
106 1964
105 1998
103 2019
94 1966
93 1999, 2004

Most Third-Quarter Points, Game

22 vs. New York Jets	Nov. 5, 1967
22 vs. Buffalo	Oct. 18, 1969
22 vs. Oakland	Nov. 26, 1961
21 at Buffalo	Nov. 6, 1960
21 at Denver	Sept. 7, 1963
21 at Denver	Oct. 1, 1972
21 vs. Oakland	Oct. 3, 1977

Most Fourth-Quarter Points, Season

REGULAR TEAM

168	2002
140	2004
136	2020
131	2003, 2018
129	1962
127	1960
Most Fourth-Quarter Points, Game	
23	at Buffalo Nov. 2, 1969
23	at Cleveland Sept. 8, 2002
22	at N.Y. Titans Nov. 24, 1960
21	at New England Sept. 7, 2017
20	at Green Bay Oct. 12, 2003
Most Touchdowns, Season	
71	2018
63	2003
62	2004
57	2002, 2020
55	1966
52	2013
Most Touchdowns, Consecutive Seasons	
125 (63, 62)	2003-04
121 (71, 50)	2018-19
120 (57, 63)	2002-03
113 (42, 71)	2017-18
108 (62, 46)	2004-05
107 (50, 57)	2019-20
104 (55, 49)	1966-67
99 (57, 42)	2020-21
Fewest Touchdowns, Season	
17	1982 (9 games)
18	2012
20	2011
23	1973
24	1988, 2007
Most Touchdowns, Game	
8	at Denver Sept. 7, 1963
8	at Denver Oct. 23, 1966
8	vs. Atlanta Oct. 24, 2004
8	at Oakland Dec. 15, 2013
7	12 times; Last at Tennessee Dec. 13, 2004
Most Touchdowns, Both Teams, Game	
14	Kansas City (7) at Los Angeles Rams Nov. 19, 2018 (7)
13	Kansas City (7) at Seattle (6) Nov. 27, 1983 (OT)
13	Kansas City (8) at Oakland (5) Dec. 15, 2013
12	Kansas City (7) vs. Denver (5) Nov. 1, 1964
12	Kansas City (7) vs. St. Louis (5) Oct. 22, 2000
12	Kansas City (7) at Tennessee (5) Dec. 13, 2004
Most Consecutive Games Scoring Touchdowns	
96	1963-70
64	1997-01
60	2017-21
52	1960-63
35	1994-96
33	1976-78
Most Offensive Touchdowns, Season	
66	2018
58	2004
56	2003
53	2002, 2020
50	1962, 1966
46	1964, 2019
Fewest Offensive Touchdowns, Season	

13	1982 (9 games)
17	2012
18	2011
21	1973, 1974
23	2007
24	1970, 1977, 1987, 1988
25	1979
Most Return Touchdowns, Season	
11	1992, 1999, 2013
8	2016
7	1995, 1997, 2003
Most Defensive Touchdowns, Season	
9	1999
8	1992
6	2013, 2015
5	1972, 1974, 1977
4	1960, 1967, 1981, 1986, 1995, 1997, 2016, 2018
Fewest Defensive Touchdowns, Season	
0	1962, 1976, 1978, 1988, 2006, 2012
1	1961, 1975, 1976, 1989, 1998, 2001, 2002, 2007
Most Defensive Touchdowns, Game	
3	vs. Denver Dec. 27, 1992
2	15 times, last at Baltimore Dec. 20, 2015
Most Interception Return TDs, Season	
6	1992
5	1972, 1974, 1999, 2013
4	1960, 1986, 1997, 2015, 2016
Most Fumble Return TDs, Season	
4	1999
3	1997, 1980, 1981, 2017
2	1989, 1991, 1992, 1993, 1995, 2013, 2019
Most Special Teams Touchdowns, Season	
5	1986, 1987, 2013
4	1995, 2003, 2016
3	1969, 1992, 2002, 2009
Most Special Teams Touchdowns, Game	
3	at Pittsburgh Dec. 21, 1986
2	vs. Cleveland Sept. 30, 1990
2	vs. St. Louis Dec. 8, 2002
2	at Washington Dec. 8, 2013
Most Points After Touchdown, Season	
65	2018
58	2003, 2004
54	2002, 2020
52	2013
48	1966
47	1962
Fewest Points After Touchdown, Season	
17	1982 (9 games), 2012
20	2011
21	1973, 2007
23	1988
Most Points After Touchdown, Game	
8	at Denver Sept. 8, 1963
8	at Denver Oct. 23, 1966
8	vs. Atlanta Oct. 24, 2004
8	at Oakland Dec. 15, 2013
Most Two-Point Attempts, Season	
6	2001
5	1997
4	1961, 1994, 2008, 2015
3	1964, 1965, 1966, 1967, 1995, 2002, 2003, 2007, 2020
Most Two-Point Conversions, Season	
3	1961, 1965, 1994, 2001, 2020
2	1966, 1967, 1997, 2015, 2016



REGULAR TEAM

1	12 times, Last; 2019
Most Two-Point Attempts, Game	
2	vs. Buffalo Oct. 18, 1964
2	at Houston Oct. 24, 1965
2	at St. Louis Oct. 26, 1997
2	at Denver Nov. 14, 2010
2	at Greeb Bay Sept. 28, 2015
2	at Oakland Nov. 20, 2015
Most Two-Point Conversions, Game	
2	at Houston Oct. 24, 1965
2	at St. Louis Oct. 26, 1997
Most Field Goals Attempted, Season	
45	2017
44	1971
42	1970
40	1968
Fewest Field Goals Attempted, Season	
17	1964
18	1977
20	2003
22	1979, 2008
Most Field Goals Attempted, Game	
7	vs. Buffalo Dec. 19, 1971
7	vs. Cincinnati Oct. 4, 2015
6	8 times; Last at New Orleans Sept. 23, 2012
Most Field Goals Attempted, Both Teams, Game	
10	Kansas City (7) vs. Buffalo (3) Dec. 19, 1971
10	Kansas City (5) at San Diego (5) Oct. 29, 1972
10	Kansas City (6) vs. Denver (4) Dec. 16, 2001
10	Kansas City (5) vs. Denver (5) Sept. 28, 2008
Most Field Goals Made, Season	
41	2017
34	1990, 2019
31	2016
30	1968, 1970, 2015
28	2012
27	1969, 1988, 1997, 1998, 2001, 2005
Fewest Field Goals Made, Season	
7	1961
8	1963, 1964
12	1979
Most Field Goals Made, Game	
7	at Cincinnati Oct. 4, 2015
6	at New Orleans Sept. 23, 2012
5	at Buffalo Nov. 2, 1969
5	vs. Buffalo Dec. 7, 1969
5	vs. Buffalo Dec. 19, 1971
5	vs. L.A. Raiders Sept. 12, 1985
5	vs. Cincinnati Nov. 13, 1988
5	at Chicago Dec. 29, 1990
5	vs. Denver Sept. 20, 1993
5	vs. Minnesota Oct. 2, 2011
5	at Houston Oct. 8, 2017
5	vs. Denver Oct. 30, 2017
5	vs. Miami Dec. 24, 2017
5	vs. Denver Dec. 6, 2020
Most Field Goals Made, Both Teams, Game	
*9	Kansas City (4) at San Diego (5) Sept. 29, 1996
*NFL RECORD	
8	Kansas City (5) vs. Buffalo (3) Dec. 19, 1971
8	Kansas City (4) vs. Denver (4) Sept. 28, 2008
7	Kansas City (5) vs. Buffalo (2) Dec. 7, 1969
7	Kansas City (4) vs. Denver (3) Dec. 16, 2001
7	Kansas City (3) at Indianapolis (4) Oct. 10, 2010

7	Kansas City (6) at New Orleans (1)	Sept. 23, 2012
7	Kansas City (7) at Cincinnati (0)	Oct. 4, 2015
7	Kansas City (5) vs. Denver (2)	Oct. 30, 2017
7	Kansas City (5) vs. Miami (2)	Dec. 24, 2017
Most Consecutive Games Scoring Field Goals		
18	2001-02	
16	2017-18, 2019-20	
15	2005	
14	1970, 2019	
11	1968-69, 1971-72, 1985-86	
10	1980-81, 2013	
Most Safeties, Season		
3	1988, 1997	
Most Safeties, Game		
1	22 times; Last at Miami	Dec. 13, 2020

First Downs

Most First Downs, Season		
*398	2004	
397	2020	
384	2018	
350	2019	
348	2003	
347	2005	
343	2002	
334	2019	
324	2001	
*NFL RECORD		
Fewest First Downs, Season		
163	1982 (9 games)	
183	1970	
208	1973	
Most First Downs, Game (All 30+)		
36	vs. Atlanta	Oct. 24, 2004
36	at Las Vegas	Nov. 22, 2020
34	at New Orleans	Dec. 20, 2020
33	vs. Indianapolis	Oct. 31, 2004
33	vs. Cincinnati	Oct. 21, 2018
33	vs. Los Angeles Chargers	Sept. 26, 2021
32	at Houston	Oct. 24, 1965
32	at Seattle	Nov. 24, 2002
32	vs. Oakland	Dec. 25, 2004
31	at Oakland	Nov. 5, 2000
31	vs. San Francisco	Sept. 23, 2018
31	at Philadelphia	Oct. 3, 2021
30	vs. Cleveland	Nov. 9, 2003
30	at L.A. Raiders	Dec. 22, 1991
30	vs. Seattle	Oct. 29, 2006
30	at Denver	Nov. 14, 2010
30	vs. Baltimore	Dec. 9, 2018
Fewest First Downs, Game		
4	at Tampa Bay	Dec. 16, 1979
5	at San Diego	Dec. 12, 2010
7	at Boston	Oct. 23, 1964
7	at Oakland	Dec. 12, 1970
7	at Denver	Dec. 9, 2007
7	at Oakland	Dec. 16, 2012
8	12 times; Last at Denver	Dec. 30, 2012
Most First Downs, Both Teams, Game		
64	KC (32) at Seattle (32)	Nov. 24, 2002
62	KC (31) at Oakland (31)	Nov. 5, 2000
61	KC (36) at Las Vegas (25)	Nov. 22, 2020
61	KC (31) at Philadelphia (30)	Oct. 3, 2021



REGULAR TEAM

59 KC (26) at Seattle (33)	Nov. 27, 1983 (OT)
58 KC (24) at Denver (34)	Nov. 18, 1974
Fewest First Downs, Both Teams, Games	
15 Kansas City (7) vs. Denver (8)	Dec. 6, 1970
18 Kansas City (7) at Boston (11)	Oct. 23, 1964
Most Rushing First Downs, Season	
160	1978, 1981
140	2002
138	2004, 2005
130	1980
129	1969, 1997, 2010
Fewest Rushing First Downs, Season	
66	2007
71	1982 (9 games)
79	1985
83	1970, 1983, 1986
84	2000
Most Rushing First Downs, Game	
21 vs. Atlanta	Oct. 24, 2004
20 vs. Houston	Oct. 1, 1961
18 vs. Oakland	Oct. 20, 1968
18 vs. Seattle	Nov. 22, 1981
18 at Detroit	Nov. 28, 1996
16	8 times; Last vs. Buffalo Oct. 7, 1991
Fewest Rushing First Downs, Game	
*0 at Cincinnati	Nov. 24, 1974
0 vs. Pittsburgh	Nov. 10, 1985
0 at L.A. Raiders	Dec. 6, 1992
0 at Denver	Oct. 27, 1996
0 at Arizona	Oct. 8, 2006
0 vs. Jacksonville	Oct. 7, 2007
0 at Oakland	Dec. 16, 2012
1	12 times; Last vs. Pittsburgh Oct. 15, 2017
	*NFL RECORD
Most Passing First Downs, Season	
255	2020
239	2018
228	2004
211	1994, 2019
208	1983
207	2000
206	2019
201	2003, 2021
Fewest Passing First Downs, Season	
79	1982 (9 games)
86	1970
89	1968
91	1979
93	1973
Most Passing First Downs, Game (All 20+)	
26 vs. Oakland	Dec. 25, 2004
24 at Denver	Nov. 14, 2010
23 at Oakland	Nov. 5, 2000
23 at Las Vegas	Nov. 14, 2021
22 at Las Vegas	Nov. 22, 2020
21 at Dallas	Nov. 20, 1983
21 at Denver	Oct. 17, 1994
21 at Denver	Dec. 7, 2003
21 at Houston	Oct. 8, 2017
21 at Los Angeles Rams	Nov. 19, 2018
21 at Washington	Oct. 17, 2021
20 vs. Indianapolis	Oct. 31, 2004
20 at Tennessee	Nov. 10, 2019
Fewest Passing First Downs, Game	

1 vs. Oakland	Oct. 20, 1968
1 vs. Houston	Sept. 10, 1978
1 at Tampa Bay	Dec. 16, 1979
2	5 times; Last at Denver Dec. 30, 2012
Most Penalty First Downs, Season	
46	2019
37	2018
34	2013
33	1996, 1998
32	2004, 2015, 2020
30	2000
29	1966, 1978, 1984, 1986, 2017
Fewest Penalty First Downs, Season	
4	1969
8	1965
9	1973
10	1999
11	1968, 1972
Most Penalty First Downs, Game	
9 vs. L.A. Raiders	Oct. 3, 1993
7 vs. L.A. Raiders	Sept. 17, 1989
7 vs. Seattle	Oct. 17, 1996
7 vs. San Francisco	Sept. 23, 2018
6 at Tennessee	Dec. 13, 2004
6 at Oakland	Nov. 7, 2010
5	12 times; Last vs. Buffalo Oct. 11, 2021
Fewest Penalty First Downs, Game	
0	Many times; Last, vs. Denver Dec. 5, 2021

Net Yards Passing and Rushing

Most Net Yards, Season	
6,810	2018
6,695	2004
6,653	2020
6,192	2005
6,067	2019
6,007	2017
6,000	2002
5,910	2003
Most Net Yards, Consecutive Seasons	
12,887 (6,695, 6,192)	2004-05
12,877 (6,810, 6,067)	2018-19
12,817 (6,007, 6,810)	2017-18
12,720 (6,067, 6,653)	2019-20
12,605 (5,910, 6,695)	2003-04
11,910 (6,000, 5,910)	2002-03
11,718 (6,653, 5,065)	2020-21
Fewest Net Yards, Season	
2,498	1982 (9 games)
3,536	1973
3,577	1970
3,828	1974
3,936	1977
Most Net Yards, Game (All 500+)	
614 at Denver	Oct. 23, 1966
590 vs. Indianapolis	Oct. 31, 2004
566 vs. Detroit	Oct. 14, 1990
552 at Seattle	Nov. 24, 2002
551 vs. Buffalo	Sept. 30, 1962
551 vs. Cincinnati	Oct. 21, 2018
546 at Washington	Sept. 30, 2001
546 at Los Angeles Rams	Nov. 19, 2018

REGULAR TEAM

543 at Tampa Bay	Nov. 29, 2020
542 at Houston	Oct. 24, 1965
540 vs. Atlanta	Oct. 24, 2004
537 at San Diego	Dec. 11, 1983
537 vs. Cincinnati	Jan. 1, 2006
537 at New England	Sept. 7, 2017
530 at Tennessee	Nov. 10, 2019
524 at Denver	Jan. 3, 2010
521 vs. Detroit	Dec. 14, 2003
520 vs. Denver	Nov. 1, 1964
517 at Baltimore	Sept. 28, 2020
516 at Las Vegas	Nov. 14, 2021
513 at Oakland	Nov. 5, 2000
512 vs. Seattle	Dec. 27, 1987
510 vs. Houston	Nov. 28, 1965
510 at New Orleans	Sept. 23, 2012
508 at Cincinnati	Sept. 28, 1969
507 vs. Indianapolis	Dec. 23, 2012
506 vs. San Diego	Oct. 14, 1984
504 at New Orleans	Sept. 8, 1985
504 at N.Y. Jets	Oct. 6, 2002
503 at Seattle	Nov. 28, 2010
503 vs. L.A. Chargers	Dec. 29, 2019
502 at Buffalo	Oct. 3, 1976
500 at Oakland	Dec. 5, 2004

Fewest Net Yards, Game

62 vs. Oakland	Nov. 8, 1963
67 at San Diego	Dec. 12, 2010
80 at Tampa Bay	Dec. 16, 1979
104 at Buffalo	Oct. 29, 1973
106 at Oakland	Dec. 8, 1973

Most Net Yards, Both Teams, Game

1,095 KC (590) vs. Indianapolis (505)	Oct. 31, 2004
1,086 KC (552) at Seattle (534)	Nov. 24, 2002
1,036 KC (524) at Denver (512)	Jan. 3, 2010
1,013 KC (537) at San Diego (476)	Dec. 11, 1983
1,001 KC (546) at L.A. Rams (455)	Nov. 19, 2018
986 KC (513) at Oakland (473)	Nov. 5, 2000

Fewest Net Yards, Both Teams, Game

323 KC (178) at N.Y. Jets (145)	Nov. 7, 1971
335 KC (244) vs. Houston (91)	Oct. 12, 1969
338 KC (62) vs. Oakland (276)	Nov. 8, 1963

Most Games, 400 or More Net Yards, Season

11	2018
10	2020
9	2004
7	2005, 2010, 2017
6	1994, 2000, 2002, 2019
5	1969, 2001, 2003, 2021
4	1960, 1961, 1962, 1976, 1983, 1997, 2016
3	1964, 1965, 1966, 1967, 1974, 1981, 1989, 1990, 1991, 2009, 2011, 2012

Most Consecutive Games, 400 or More Net Yards

5	2004, 2020
4	1976, 2005, 2018, 2019
3	1974, 2000, 2010, 2018, 2021

Most Games, 300 or More Net Yards, Season

15	2004, 2018
14	2005, 2019, 2020
13	2002, 2017
12	1989, 1995, 1999, 2003, 2010, 2013, 2015
11	1966, 1983, 1991, 1996, 2016
10	1964, 1968, 1981, 1984, 1993, 1994, 2000, 2001, 2014, 2021

Most Consecutive Games, 300 or More Net Yards

18	2017-18
16	2004-05
13	2001-02
11	2005
10	1966-67, 1989, 2003, 2019-2020
8	2010, 2018-19, 2020, 2021
7	1981, 1991

Most Plays, Season

1,098	1994
1,089	2004
1,074	1983
1,063	2010
1,059	1995
1,059	2005

Fewest Plays, Season

573	1982 (9 games)
712	2017
775	1970
831	1968
833	1965
836	1971

Most Plays, Game

92 at New Orleans	Sept. 23, 2012
92 at New Orleans	Dec. 20, 2020
91 at Cincinnati	Sept. 3, 1978
86 vs. N.Y. Giants	Nov. 3, 1974
86 vs. Seattle	Sept. 28, 1997
85 at Jacksonville	Nov. 9, 1997
84 vs. Denver	Oct. 24, 1976
84 at San Diego	Nov. 12, 1978

Fewest Plays, Game

38 at Oakland	Dec. 12, 1970
38 at Tampa Bay	Dec. 16, 1979
41 at San Diego	Oct. 7, 1962
41 at San Diego	Dec. 12, 2010
42 at Oakland	Dec. 8, 1973
44 at Detroit	Nov. 25, 1971
44 at New England	Oct. 11, 1998
44 at Baltimore	Sept. 13, 2009

Rushing

Most Rushing Attempts, Season

663	1978
610	1981
569	1979
559	1989
556	2010
552	1980

Most Rushing Attempts, Consecutive Seasons

1,232 (663, 569)	1978-79
1,162 (552, 610)	1980-81
1,121 (569, 552)	1979-80
1,089 (456, 663)	1977-78
1,063 (559, 504)	1989-90

Fewest Rushing Attempts, Season

269	1982 (9 games)
375	2019
379	2008
383	2000, 2007
387	1983, 2018
400	1963

Most Rushing Attempts, Game

69 at Cincinnati	Sept. 3, 1978
------------------	---------------

REGULAR TEAM

60 vs. Oakland	Oct. 20, 1968
57 vs. Seattle	Nov. 5, 1989
Fewest Rushing Attempts, Game	
9 at Oakland	Nov. 5, 2000
10 vs. Jacksonville	Oct. 7, 2007
10 at Oakland	Dec. 16, 2012
11 at New England	Oct. 11, 1998
11 at New York Jets	Dec. 3, 2017
11 vs. Houston Texans	Oct. 13, 2019
12 at Oakland	Dec. 8, 1973
12 at Denver	Oct. 27, 1996
13 vs. Buffalo	Nov. 23, 2008
14 at San Diego	Sept. 29, 1963
14 vs. Pittsburgh	Nov. 10, 1985
14 at L.A. Raiders	Dec. 6, 1992
14 at Jacksonville	Nov. 8, 2009
14 vs. Indianapolis	Oct. 6, 2019
Most Rushing Attempts, Both Teams, Game	
102 KC (52) at San Diego (50)	Nov. 12, 1978 (OT)
100 KC (41) vs. Denver (59)	Sept. 24, 1978
Fewest Rushing Attempts, Both Teams, Game	
37 KC (21) vs. Houston (16)	Dec. 16, 1990
39 KC (25) at Las Vegas (14)	Nov. 14, 2021
40 KC (17) at Buffalo (23)	Dec. 12, 1965
Most Games, 40 or More Rushing Attempts, Season	
9	1978
8	1973, 1981
7	1968
6	1962, 1969, 1989
5	1976, 1979, 1980, 1997, 2010
Most Games, 30 or More Rushing Attempts, Season	
14	1978
13	1981
12	1971, 1975, 1980
11	1969, 1989, 1990, 2005, 2006
10	1968, 1972, 1973, 1974, 1979, 1995, 1999, 2010
Most Consecutive Games, 40 or More Rushing Attempts	
4	1968, 1978
3	1962, 1973, 1996
Most Consecutive Games, 30 or More Rushing Attempts	
15	1980-81
8	1975, 1977-78
7	1972, 1978, 1978-79
6	1970, 1980, 1989, 1999
Most Rushing Yards, Season	
2,986	1978
2,633	1981
2,627	2010
2,407	1962
2,395	2012
Most Rushing Yards, Home, Season	
1,488	1981
1,468	1962
1,463	2010
1,436	1978
1,390	1961
Most Rushing Yards Per Game, Season	
213.3 (2,986 in 16 games)	1978
171.9 (2,407 in 14 games)	1962
164.6 (2,633 in 16 games)	1981
164.2 (2,627 in 16 games)	2010
162.4 (2,274 in 14 games)	1966
Most Rushing Yards Per Game, Home, Season	

209.7 (1,468 in 7 games)	1962
198.6 (1,390 in 7 games)	1961
186.0 (1,488 in 8 games)	1981
182.9 (1,463 in 8 games)	2010
179.5 (1,436 in 8 games)	1978
Most Rushing Yards, Consecutive Seasons	
5,302 (2,986, 2,316)	1978-79
4,829 (1,843, 2,986)	1977-78
4,671 (2,289, 2,382)	2004-05
4,590 (2,183, 2,407)	1961-62
Fewest Rushing Yards, Season	
943	1982 (9 games)
1,248	2007
1,254	1983
1,351	2017
1,465	2000
1,468	1986
Fewest Rushing Yards Per Game, Season	
78.0 (1,248 in 16 games)	2007
78.4 (1,254 in 16 games)	1983
91.6 (1,465 in 16 games)	2000
91.8 (1,468 in 16 games)	1986
92.9 (1,486 in 16 games)	1985
Most Rushing Yards, Game (All 300+)	
398 vs. Houston	Oct. 1, 1961
380 at Denver	Oct. 23, 1966
352 vs. Indianapolis	Dec. 23, 2012
320 vs. Buffalo	Sept. 30, 1962
317 at Denver	Jan. 3, 2010
313 vs. Cincinnati	Oct. 26, 1969
310 vs. Detroit	Oct. 14, 1990
302 at Houston	Oct. 24, 1965
Fewest Rushing Yards, Game	
0 vs. Denver	Dec. 19, 1965
10 vs. Jacksonville	Oct. 7, 2007
10 at Oakland	Dec. 16, 2012
14 at New England	Oct. 11, 1998
16 at Denver	Dec. 9, 2007
17 at Boston	Nov. 18, 1960
17 at L.A. Raiders	Dec. 6, 1992
Most Games, 200 or More Rushing Yards	
8	1978
6	2010
5	1962
4	1968, 1979, 1981, 2002
3	1961, 1967, 1991, 2001, 2004, 2012
2	1960, 1963, 1965, 1966, 1969, 1970, 1975,
2	1989, 1996, 1997, 2005, 2006
Most Rushing Yards, Both Teams, Game	
519 Kansas City (168) vs. Cleveland (351)	Dec. 20, 2009
502 Texans (398) vs. Houston (104)	Oct. 1, 1961
502 Texans (284) vs. Oakland (218)	Nov. 26, 1961
479 Kansas City (251) vs. Detroit (228)	Nov. 23, 1975
Fewest Rushing Yards, Both Teams, Game	
75 KC (20) at Houston (55)	Sept. 29, 1974
105 KC (27) vs. Boston (78)	Nov. 17, 1968
111 Dallas Texans (108) at SD (3)	Nov. 19, 1961
111 KC (48) at San Diego (63)	Oct. 13, 1985
Most 10+ Yard Rushes, Season (Since 1990)	
73	2002
72	2010
67	2005
64	2012
63	2001



REGULAR TEAM

Most 10+ Yard Rushes, Game (Since 1990)

11 at Oakland	Dec. 9, 2001
(10 Holmes, 1 Cloud)	
10 at Seattle	Nov. 24, 2002
(9 Holmes, 1 Morton)	
10 vs. Buffalo	Oct. 31, 2010
(7 Charles, 3 Jones)	
9 vs. Detroit	Oct. 14, 1990
(5 Word, 3 Okoye, 1 McNair)	
9 vs. Denver	Dec. 17, 2000
(5 Richardson, 2 Grbac, 1 Alexander, 1 Moreau)	
9 vs. Atlanta	Oct. 24, 2004
(6 Holmes, 3 Blaylock, 1 Hall)	
9 vs. Indianapolis	Oct. 31, 2004
(6 Holmes, 2 Morton, 1 Johnson)	
9 vs. Indianapolis	Dec. 23, 2012
(4 Charles, 4 Hillis, 1 McCluster)	

Highest Rushing Average, Season

5.18	1966
5.15	2002
5.03	1962
4.97	1961
4.91	2017
4.79	2012

Lowest Rushing Average, Season

3.24	1983
3.26	2007
3.39	1980
3.40	1986
3.43	1992

Most Rushing Touchdowns, Season

32	2003
31	2004
26	2002, 2005
24	1960
23	1961

Most Rushing Touchdowns, Consecutive Seasons

*63 (32, 31)	2003-04
58 (26, 32)	2002-03
57 (31, 26)	2004-05
47 (24, 23)	1960-61
44 (23, 21)	1961-62

*NFL RECORD

Fewest Rushing Touchdowns, Season

3	1982 (9 games)
5	2011
6	1972, 2007
7	1987
8	1988, 2009

Most Rushing Touchdowns, Game

*8 vs. Atlanta	Oct. 24, 2004
5 at Denver	Oct. 23, 1966
4 14 times; Last vs. Detroit	Nov. 1, 2015

*NFL RECORD

Most Rushing Touchdowns, Both Teams, Game

8 Kansas City (8) vs. Atlanta (0)	Oct. 24, 2004
7 Texans (4) vs. Boston (3)	Sept. 8, 1962
7 Kansas City (4) at Denver (3)	Oct. 10, 1965

Passing

Highest Passer Rating, Season

113.8	2018
107.3	2020

104.4	2019
100.8	2017
97.1	1962

Lowest Passer Rating, Season

52.7	1961
52.9	1977
54.0	1979
55.2	1974
59.3	1978

Most Passes Attempted, Season

641	1983
630	2020
615	1994
593	1984
583	2018
582	2000
576	2019
563	2007

Most Passes Attempted, Consecutive Seasons

1,234 (641, 593)	1983-84
1,196 (576, 630)	2019-20
1,159 (583, 576)	2018-19
1,149 (630, 519))	2020-21
1,146 (615, 531)	1994-95
1,126 (543, 583)	2017-18

Fewest Passes Attempted, Season

264	1982 (9 games)
270	1968
289	1970
313	1973
322	1962

Most Passes Attempted, Game

59 at Dallas	Nov. 20, 1983
55 at San Diego	Oct. 9, 1994
55 at Miami	Dec. 12, 1994
54 at Denver	Nov. 16, 1986
54 at Denver	Oct. 17, 1994
54 at San Diego	Sept. 29, 1996
54 vs. San Diego	Nov. 24, 1996
54 vs. Buffalo	Oct. 10, 2021

Fewest Passes Attempted, Game

3 vs. Oakland	Oct. 20, 1968
6 at Oakland	Dec. 13, 1969
10 vs. Denver	Sept. 24, 1978

Most Passes Attempted, Both Teams, Game

100 KC (46) vs. Tampa Bay (54)	Oct. 28, 1964
95 KC (54) at San Diego (41)	Sept. 29, 1996
95 KC (46) at L.A. Rams (49)	Nov. 19, 2018
95 KC (45) vs. Carolina (50)	Nov. 8, 2020
94 KC (52) at Denver (42)	Oct. 30, 1983
94 KC (46) at New England (48)	Dec. 4, 2000

Fewest Passes Attempted, Both Teams, Game

26 KC (6) at Oakland (20)	Dec. 13, 1969
26 KC (13) at Tampa Bay (13)	Dec. 16, 1979
27 KC (14) vs. Houston (13)	Sept. 10, 1978

Most Passes Completed, Season

420	2020
385	2018
378	2019
370	2004
369	1983
366	1994
365	2016
363	2017

REGULAR TEAM

Most Passes Completed, Consecutive Seasons

798 (378, 420)	2019-20
763 (385, 378)	2018-19
761 (420, 341)	2020-21
748 (363, 385)	2017-18
728 (365, 363)	2016-17
709 (339, 370)	2003-04

Fewest Passes Completed, Season

145	1982 (9 games)
154	1970
156	1968

Most Passes Completed, Game

39	at Oakland	Nov. 5, 2000
37	at San Diego	Oct. 9, 1994
37	at Tampa Bay	Nov. 29, 2020
36	at Tennessee	Nov. 10, 2019
36	at Las Vegas	Nov. 14, 2021
35	vs. N.Y. Jets	Nov. 1, 2020
34	at Denver	Oct. 17, 1994
34	at Denver	Dec. 7, 2003
34	vs. San Diego	Sept. 11, 2016
33	at Dallas	Nov. 20, 1983
33	at Miami	Dec. 12, 1994
33	at San Diego	Jan. 2, 2005
33	at Detroit	Dec. 23, 2007
33	at Denver	Nov. 14, 2010
33	at Los Angeles Rams	Nov. 19, 2018
33	vs. Buffalo	Oct. 10, 2021

Fewest Passes Completed, Game

2	vs. Oakland	Oct. 20, 1968
2	at Oakland	Dec. 13, 1969
5	7 times: Last at Seattle	Dec. 17, 1978

Most Passes Completed, Both Teams, Game

67	Kansas City (30) vs. Carolina (37)	Nov. 8, 2020
64	Kansas City (33) at L.A. Rams (31)	Nov. 19, 2018
64	Kansas City (37) at Tampa Bay (27)	Nov. 29, 2020
62	Kansas City (31) at San Diego (31)	Dec. 11, 1983
61	Kansas City (35) at Las Vegas (25)	Nov. 14, 2021
59	Kansas City (34) vs. San Diego (25)	Sept. 11, 2016
59	Kansas City (39) at Oakland (20)	Nov. 5, 2020
58	Kansas City (25) at New England (33)	Dec. 4, 2000
58	Kansas City (35) at Las Vegas (23)	Nov. 22, 2020
57	Kansas City (31) at San Diego (26)	Oct. 30, 2005
57	Kansas City (28) at Atlanta (29)	Sept. 18, 1994

Fewest Passes Completed, Both Teams, Game

11	Kansas City (10) vs. San Diego (1)	Sept. 20, 1998
12	Kansas City (7) at Tampa Bay (5)	Dec. 16, 1979
13	Kansas City (2) at Oakland (11)	Dec. 13, 1969
13	Kansas City (8) vs. Boston (5)	Oct. 11, 1970

Most 20+ Yard Completions, Season (Since 1990)

76	2018
69	2020
60	2004
59	2000, 2019
55	2003
54	2017
53	2001

Most 20+ Yard Completions, Game (Since 1990)

9	vs. St. Louis	Oct. 22, 2000	(6 Grbac, 2 Moon, 1 Morris)
9	at Denver (9 Cassel)	Nov. 14, 2010	
9	at L.A. Rams (9 Mahomes)	Nov. 19, 2018	
8	at Oakland (8 Mahomes)	Sept. 15, 2019	
8	at Miami (8 Mahomes)	Dec. 13, 2020	

7	at L.A. Raiders (7 Krieg)	Dec. 6, 1992
7	at San Diego (7 Gannon)	Nov. 22, 1998
7	at Oakland (7 Grbac)	Nov. 5, 2000
7	at Arizona (7 Green)	Oct. 21, 2001
7	vs. Indianapolis (7 Green)	Oct. 31, 2004
7	at New York Jets (7 Smith)	Dec. 3, 2017
7	at Cleveland (7 Mahomes)	Nov. 4, 2018
7	at Tampa Bay (7 Mahomes)	Nov. 29, 2020

Most Net Passing Yards, Season

4,955	2018
4,854	2020
4,498	2019
4,406	2004
4,341	1983
4,149	2000
4,104	2017
3,981	2003

Most Net Passing Yards, Consecutive Seasons

9,453 (4,955, 4,498)	2018-19
9,352 (4,498, 4,854)	2019-20
9,059 (4,104, 4,955)	2017-18
8,467 (4,854, 3,613)	2020-21
8,387 (3,981, 4,406)	2003-04
8,216 (4,406, 3,810)	2004-05

Fewest Passing Yards, Season

1,555	1982 (9 games)
1,660	1979
1,719	1970

Most Gross Passing Yards, Game (All 400+)

504	at Oakland	Nov. 5, 2000
478	at L.A. Rams	Nov. 19, 2018
469	at Denver	Nov. 14, 2010
462	at Tampa Bay	Nov. 29, 2020
446	at Tennessee	Nov. 10, 2019
446	vs. N.Y. Jets	Nov. 1, 2020
443	at Oakland	Sept. 15, 2019
435	vs. Denver	Nov. 1, 1964
433	at Tennessee	Nov. 10, 2019
432	at Dallas	Nov. 20, 1983
422	at Las Vegas	Nov. 14, 2021
412	vs. Denver	Dec. 19, 1965
411	at San Diego	Dec. 11, 1983
400	at Green Bay	Oct. 12, 2003

Most Net Passing Yards, Game

474	at Oakland	Nov. 5, 2000
456	at Tampa Bay	Nov. 29, 2020
448	at L.A. Rams	Nov. 19, 2018
446	vs. N.Y. Jets	Nov. 1, 2020
433	at Denver	Nov. 14, 2010
433	at Oakland	Sept. 15, 2019
422	at Las Vegas	Nov. 14, 2021
406	at San Diego	Dec. 11, 1983
400	at Green Bay	Oct. 12, 2003
395	at New Orleans	Sept. 8, 1985

Fewest Gross Passing Yards, Game

16	vs. Oakland	Oct. 20, 1968
39	vs. Houston	Nov. 15, 1981
42	at Seattle	Sept. 30, 1979
44	at Denver	Oct. 8, 1961
46	at Tampa Bay	Dec. 16, 1979

Fewest Net Passing Yards, Game

-22	vs. Oakland	Nov. 8, 1963
15	at Seattle	Sept. 30, 1979
16	vs. Oakland	Oct. 20, 1968

REGULAR TEAM

18 at Denver	Oct. 4, 1970
19 at San Diego	Dec. 12, 2010
Most Net Passing Yards, Both Teams, Game	
859 Kansas City (387) vs. Indianapolis (472)	Oct. 31, 2004
827 Kansas City (448) at L.A. Rams (379)	Nov. 19, 2018
798 Kansas City (456) at Tampa Bay (342)	Nov. 29, 2020
782 Kansas City (406) at San Diego (376)	Dec. 11, 1983
764 Kansas City (322) at Pittsburgh (442)	Sept. 16, 2018
748 Kansas City (331) at Oakland (417)	Oct. 19, 2017
732 Kansas City (433) at Denver (299)	Nov. 14, 2010
716 Kansas City (474) at Oakland (242)	Nov. 5, 2000
698 Kansas City (229) at Oakland (469)	Nov. 3, 1968
Fewest Passing Yards, Both Teams, Game	
67 Kansas City (22) at Tampa Bay (45)	Dec. 16, 1979
81 Kansas City (34) vs. Houston (47)	Sept. 10, 1978
Most Individual 100-Yard Receiving Games, Season	
14	2000, 2004
11	1964, 2018
9	2017, 2020
8	1966, 1983
7	1987, 2003, 2006, 2007, 2016, 2019
Most Consecutive Individual 100-Yard Receiving Games, Season	
7	2000
6	2004, 2020
4	1964, 2016, 2018, 2021
3	1966, 1984, 1992, 1994, 2005, 2007, 2010
2	1961, 1962, 1963, 1965, 1968, 1969, 1980, 1982, 1983, 1985, 1987, 1988, 1989, 1998, 1999, 2001, 2006, 2007, 2008, 2011, 2017 (3 times), 2018, 2019
Most Times Sacked, Season	
57	1980
55	2007
53	1975
Fewest Times Sacked, Season	
19	1994
21	1978, 1991, 1995, 2003
22	1990
Most Times Sacked, Game	
10 vs. Baltimore	Nov. 2, 1980
9 vs. San Diego	Dec. 2, 2007
8 at Pittsburgh	Dec. 5, 1982
8 vs. L.A. Raiders	Dec. 12, 1982
Most Times Sacked, Both Teams, Game	
13 Kansas City (2) vs. Cleveland (11)	Sept. 30, 1984
13 Kansas City (6) vs. Houston (7)	Sept. 21, 1986
Most Consecutive Games Without Allowing A Sack	
3	1988, 2000
Most Consecutive Seasons Leading League, Completion Percentage	
*4	1966-69
*NFL RECORD	
Highest Completion Percentage, Season	
66.85	543-363 2017
66.85	546-365 2016
66.67	630-420 2020
66.04	583-385 2018
65.95	561-370 2004
65.70	519-341 2021
65.63	576-378 2019
Lowest Completion Percentage, Season	
44.36	(399-177) 1961
48.05	(435-209) 1960
48.90	(409-200) 1965
49.33	(521-257) 1986

50.38 (395-199)	1965
Most Passing Touchdowns, Season	
50	2018
40	2020
32	1964
31	1966
30	1963, 2019
29	1983, 2000
Fewest Passing Touchdowns, Season	
7	1978, 1979
8	2012
10	1973, 1982 (9 games)
11	1974, 1977
13	1981, 2011
Most Passing Touchdowns, Game	
6 vs. Denver	Nov. 1, 1964
6 at Pittsburgh	Sept. 16, 2018
6 at Los Angeles Rams	Nov. 19, 2018
5	10 times; Last at Las Vegas Nov. 14, 2021
Most Passing Touchdowns, Both Teams, Game	
10 Kansas City (6) at L.A. Rams (4)	Nov. 19, 2018
9 Kansas City (4) at Denver (5)	Nov. 14, 2010
9 Kansas City (6) at Pittsburgh (3)	Sept. 16, 2018
8 Kansas City (6) vs. Denver (2)	Nov. 1, 1964
8 Kansas City (4) at San Diego (4)	Dec. 11, 1983
8 Kansas City (3) vs. IND (5)	Oct. 31, 2004
Most Passes Had Intercepted, Season	
27	1961
26	1977
25	1974
Fewest Passes Had Intercepted, Season	
5	1990, 2019
6	2014
7	2015, 2020
8	1982 (9 games), 2010, 2016, 2017
9	2013
10	1993, 1994, 1997, 2005
Most Passes Had Intercepted, Game	
7 vs. Pittsburgh	Oct. 13, 1974
6 at Seattle	Nov. 4, 1984
6 vs. L.A. Raiders	Oct. 20, 1985
Most Passes Had Intercepted, Both Teams, Game	
9 Kansas City (3) vs. Miami (6)	Nov. 13, 1966
8	8 times
	Last; Kansas City (2) at Oakland (6) Oct. 23, 2011

Punting

Most Seasons Leading League (Average Distance)	
*6	1968, 1971-73, 1979, 1984
*NFL RECORD	
Most Consecutive Seasons Leading League	
3	1971-73
Most Punts, Season	
104	1999
99	1986
98	1984
Fewest Punts, Season	
32	2021
38	1982 (9 games)
45	2018
49	2019
52	2020
54	1962
55	2004

REGULAR TEAM

57 1991

Most Punts, Game

11 at N.Y. Jets	Sept. 18, 1965
11 vs. Baltimore	Sept. 2, 1979
11 at San Francisco	Nov. 17, 1985
11 at Cleveland	Nov. 19, 1989
11 vs. San Diego	Nov. 13, 1994
11 at Chicago	Dec. 4, 2011
10 vs. Denver	Oct. 6, 1974
10 at Oakland	Oct. 5, 1980
10 at N.Y. Jets	Oct. 2, 1988
10 at San Diego	Nov. 26, 2000
10 at N.Y. Jets	Dec. 30, 2007
10 at Jacksonville	Sept. 8, 2013

Fewest Punts, Game

0 at L.A. Raiders	Dec. 22, 1991
0 vs. Carolina	Dec. 10, 2000
0 vs. Cincinnati	Oct. 21, 2018
0 at Philadelphia	Oct. 3, 2021

Highest Punting Average Distance, Season

48.00 (32-1,536)	2021
46.83 (83-3,887)	2012
45.89 (89-4,084)	2011
45.53 (80-3,642)	1973
45.33 (89-4,034)	2013
45.26 (65-2,942)	1968

Lowest Punting Average Distance, Season

36.06 (54-1,947)	1962
37.83 (64-2,422)	2002
38.53 (70-2,697)	1981

Most Punts Had Blocked, Season

2 1974, 1975, 1985, 1999

Most Punts Had Blocked, Game

2 vs. Denver	Oct. 27, 1985
--------------	---------------

Punt Returns

Most Seasons Leading League (Average Return)

6 1960, 1968, 1970, 1979-80, 2003

Most Punt Returns, Season (All 50+)

59 2013
58 1979, 1995, 1999
52 2010

Fewest Punt Returns, Season

13 2021
15 1982 (9 games)
22 2018
24 2004
26 1961, 1963, 2008

Most Punt Returns, Game

9 at Oakland	Nov. 15, 2009
8 vs. San Diego	Nov. 10, 1974
8 at St. Louis	Dec. 19, 2010
7 vs. Oakland	Sept. 23, 1979
7 vs. N.Y. Giants	Oct. 21, 1979
7 vs. Detroit	Sept. 26, 1999
7 at Denver	Dec. 5, 1999
7 at Oakland	Oct. 21, 2007
7 at Jacksonville	Sept. 8, 2013
7 at Washington	Dec. 8, 2013

Most Punt Returns, Both Teams, Game

15 Kansas City (6) vs. Baltimore (9)	Sept. 2, 1979
--------------------------------------	---------------

Most Punt Return Yards, Season (All 600+)

695 2013
640 1999

612 1979

Fewest Punt Return Yards, Season

126 1972
129 1982 (9 games)
150 1971

Most Punt Return Yards, Game

177 at Washington	Dec. 8, 2013
160 vs. San Diego	Sept. 13, 2010
141 vs. Oakland	Sept. 23, 1979
139 at Denver	Dec. 5, 1999
131 vs. Boston	Dec. 11, 1960

Highest Punt Return Average, Season

16.42 (33-542)	2003
15.03 (33-496)	1960
14.80 (40-592)	2016
14.53 (40-581)	1980
14.52 (31-450)	1968

Lowest Punt Return Average, Season

4.34 (29-126)	1972
4.69 (32-150)	1971
5.82 (28-163)	2020
6.29 (35-220)	2017
6.50 (26-169)	2008
6.53 (32-209)	2009

Most Punt Return Touchdowns, Season

2 1968, 1979, 1980, 1992, 1999, 2002, 2003, 2013, 2016
1 1960, 1965, 1966, 1987, 1995, 1997, 2006, 2010, 2017, 2018, 2020

Most Punt Return Touchdowns, Game

1 30 times; Last at Miami	Dec. 13, 2020
---------------------------	---------------

Most Punt Return Touchdowns, Both Teams, Game

*2 Kansas City (1) at Buffalo (1)	Sept. 11, 1966
-----------------------------------	----------------

*NFL RECORD

Kickoff Returns

Most Kickoff Returns, Season

80 2008
77 2009
75 2004
70 1987, 2000
68 2005

Fewest Kickoff Returns, Season

23 2021
25 2020
31 1973
34 1982 (9 games)
35 2015
37 1962, 2019
38 1968, 1998
39 1992

Most Kickoff Returns, Game

11 vs. Buffalo	Nov. 23, 2008
10 vs. Oakland	Nov. 2, 1967
10 vs. Seattle	Sept. 20, 1987
9 vs. Pittsburgh	Nov. 10, 1985

Most Kickoff Return Yards, Season

1,820 2004
1,716 2008
1,666 2009
1,591 2005
1,577 2003

Fewest Kickoff Return Yards, Season

555 2021
646 2020

REGULAR TEAM

722	1992
723	1982 (9 games)
725	1973
736	1968
784	1990
Most Kickoff Return Yards, Game	
251	at Miami Dec. 12, 1994
245	at San Diego Oct. 15, 1967
236	vs. Pittsburgh Nov. 10, 1985
Highest Kickoff Return Average, Season	
*29.91	(44-1,316) 2013
27.64	(53-1,465) 1961
26.59	(41-1,090) 1969
25.84	(25-646) 2020
25.81	(37-955) 1962
*NFL RECORD	
Lowest Kickoff Return Average, Season	
16.52	(56-925) 1988
17.04	(46-784) 1990
17.20	(54-929) 1983
Most Kickoff Return Touchdowns, Season	
2	1987, 1995, 2003, 2004, 2013
1	1961, 1963, 1967, 1969, 1986, 1994, 1996, 1997, 2002, 2005, 2009, 2014, 2016, 2019, 2020
Most Kickoff Return Touchdowns, Game	
1	25 times; Last at Denver Oct. 25, 2020

Fumbles

Most Fumbles, Season	
42	1980
Fewest Fumbles, Season	
7	2002
13	1982 (9 games), 2003
14	2017
15	2010
16	2015
Most Fumbles, Game	
*10	vs. Houston Oct. 12, 1969
*NFL RECORD	
Most Fumbles, Both Teams, Game	
*14	Kansas City (10) vs. Houston (4) Oct. 12, 1969
*NFL RECORD	
Most Fumbles Lost, Season	
24	1981, 1987
21	1965, 1977
Fewest Fumbles Lost, Season	
*2	2002
3	2017
4	1982 (9 games)
6	2003, 2010, 2018
8	1967, 1991, 2008, 2015
*NFL RECORD	
Most Fumbles Lost, Game	
6	vs. Houston Oct. 12, 1969
Most Turnovers, Season	
47	1977
46	1981
41	1965, 1987, 1989
40	1964
Fewest Turnovers, Season	
11	2017
12	1982 (9 games)
14	2010
15	2002, 2015, 2019
16	2020

17	2014, 2016
Most Turnovers, Game	
9	vs. Buffalo Oct. 17, 1965
9	vs. Pittsburgh Oct. 13, 1974
8	vs. San Diego Sept. 20, 1981
Most Turnovers, Both Teams, Game	
16	Kansas City (7) vs. Houston (9) Oct. 12, 1969

Penalties

Fewest Penalties, Season	
43	1982 (9 games)
52	1963
56	1964
61	1966
Most Penalties, Season	
*158	1998
137	2018
127	1994
126	1999
122	1993, 1996
*NFL RECORD	
Fewest Penalties, Game	
*0	vs. Buffalo Oct. 2, 1966
0	vs. Oakland Dec. 8, 1974
1	24 times; Last at San Diego Dec. 29, 2013
*NFL RECORD	

Most Penalties, Game	
17	at Seattle Nov. 8, 1998
15	vs. San Diego Sept. 20, 1998
15	at New England Sept. 7, 2017
14	at Atlanta Sept. 18, 1994
14	at Denver Oct. 17, 1994

Fewest Penalties, Both Teams, Game	
1	Kansas City (0) vs. Buffalo (1) Oct. 2, 1966

Most Penalties, Both Teams, Game	
30	Kansas City (17) at Seattle (13) Nov. 8, 1998
27	Kansas City (12) at Oakland (15) Nov. 7, 2010
26	Kansas City (7) vs. San Diego (19) Oct. 16, 1997
26	Kansas City (11) vs. Oakland (15) Dec. 24, 2011
25	Kansas City (11) vs. Denver (14) Sept. 20, 1993
24	Kansas City (13) at L.A. Raiders (11) Oct. 9, 1983
24	Kansas City (12) vs. L.A. Raiders (12) Sept. 16, 1984
24	Kansas City (10) vs. L.A. Raiders (14) Dec. 13, 1987
24	Kansas City (14) at Atlanta (10) Sept. 18, 1994
24	Kansas City (14) at Denver (10) Oct. 17, 1994
24	Kansas City (15) vs. San Diego (9) Sept. 20, 1998
24	Kansas City (10) at Oakland (14) Oct. 23, 2011
24	Kansas City (9) at Denver (15) Nov. 27, 2016
24	Kansas City (12) at Pittsburgh (12) Sept. 16, 2018

Fewest Yards Penalized, Season	
371	1982 (9 games)
515	1974
577	2006
602	2001
604	1964

Most Yards Penalized, Season	
1,304	1998
1,152	2018

Fewest Yards Penalized, Game	
0	vs. Buffalo Oct. 2, 1966
0	vs. Oakland Dec. 8, 1974
1	vs. San Diego Dec. 22, 2002
3	vs. Buffalo Sept. 11, 2011
5	11 times; Last at San Diego Dec. 29, 2013

REGULAR TEAM

Most Yards Penalized, Game

154 vs. Oakland	Nov. 1, 1970
152 at Seattle	Nov. 8, 1998
141 at San Diego	Oct. 25, 1987

Fewest Yards Penalized, Both Teams, Game

10 Kansas City (10) vs. Boston (0)	Nov. 17, 1968
------------------------------------	---------------

10 Kansas City (0) vs. Oakland (10) Dec. 8, 1974

10 Kansas City (5) at Denver (5) Dec. 7, 2008

Most Yards Penalized, Both Teams, Game

259 KC (141) at San Diego (118) Oct. 25, 1987

258 KC (126) vs. L.A. Raiders (132) Sept. 16, 1984

REGULAR TEAM DEFENSIVE

Scoring

Fewest Points Allowed, Season

170	1968
177	1969
184	1982 (9 games)
192	1973
208	1971

Lowest Scoring Average, Season

12.1	(170 in 14 games)	1968
12.6	(177 in 14 games)	1969
13.7	(192 in 14 games)	1973
14.5	(232 in 16 games)	1997
14.9	(208 in 14 games)	1971

Most Points Allowed, Season

440	2008
435	2004
425	2012
424	2009

Highest Scoring Average, Season

27.5	(440 in 16 games)	2008
27.2	(435 in 16 games)	2004
26.9	(376 in 14 games)	1976
26.6	(425 in 16 games)	2012
26.5	(424 in 16 games)	2009

Most Points Allowed, Game

54	vs. Buffalo	Nov. 23, 2008
54	at L.A. Rams	Nov. 19, 2018
51	at Seattle	Nov. 27, 1983 (OT)
50	at Buffalo	Oct. 3, 1976
49	at Oakland	Nov. 5, 2000
49	at Denver	Nov. 14, 2010

Most First-Half Points Allowed, Game

35	at San Diego	Oct. 25, 1987
35	at Denver	Nov. 14, 2010
34	vs. Seattle	Dec. 11, 1977
31	Seven times, last at Pittsburgh	Oct. 15, 2006

Fewest First-Half Points Allowed, Season

74	1969
95	1982 (9 games)
97	1965
101	1973
103	1968

Most First-Quarter Points Allowed, Season

101	1998
95	1976, 2012
93	2009
92	1997
88	1987

Fewest First-Quarter Points Allowed, Season

29	1963, 1969
30	1973
32	1970
33	1965, 1966
37	1984

Most First-Quarter Points Allowed, Game

31	at Buffalo	Sept. 13, 1962
22	at Pittsburgh	Oct. 2, 2016
21	at Denver	Nov. 16, 1986
21	at Denver	Nov. 14, 2010
17	vs. Oakland	Nov. 23, 1967
17	at Denver	Oct. 27, 1996
17	vs. Pittsburgh	Sept. 14, 2003
17	at Denver	Sept. 26, 2005

17 vs. San Diego Sept. 30, 2012

Most Second-Quarter Points Allowed, Season

152	2004
141	2008
135	1985
133	1999
131	2018
127	1961, 1984

Fewest Second-Quarter Points Allowed, Season

45	1969
55	1979, 1982 (9 games)
57	1968, 1992
59	1995
64	1965

Most Second-Quarter Points Allowed, Game

28	vs. San Diego	Nov. 15, 1964
28	vs. Oakland	Oct. 16, 1966
28	at Baltimore	Dec. 21, 1980
28	at Seattle	Nov. 4, 1984
28	at Seattle	Sept. 11, 1988
24	at Oakland	Nov. 3, 1968

Most Third-Quarter Points Allowed, Season

106	2008, 2012
103	2001
100	2009
98	1975, 2018
95	2011

Fewest Third-Quarter Points Allowed, Season

22	1971
28	2020
29	1995
31	1982 (9 games)
34	1974
35	1973

Most Third-Quarter Points Allowed, Game

28	at Houston	Oct. 24, 1965
22	at Boston	Nov. 18, 1960
21	Nine times; Last at Baltimore	Sept. 13, 2009

Most Fourth-Quarter Points Allowed, Season

147	2020
139	1961
136	2018
130	1983, 2002
129	2004
127	1976
121	1985

Fewest Fourth-Quarter Points Allowed, Season

27	1968
44	1997
54	2013
56	1973
57	1960, 1962, 1981

Most Fourth-Quarter Points Allowed, Game

24	at New Orleans	Sept. 8, 1985
22	vs. Denver	Nov. 1, 1964
21	13 times; Last at Houston	Oct. 8, 2017

Most Second-Half Points Allowed, Game

38	at Houston	Oct. 24, 1965
37	at Seattle*	Nov. 27, 1983
35	vs. San Diego	Oct. 20, 1963
35	vs. Pittsburgh	Nov. 7, 1976
31	at Miami	Sept. 22, 1985
31	at Miami	Dec. 12, 1994
31	vs. San Diego	Nov. 24, 2013

REGULAR TEAM DEFENSIVE

31 at L.A. Rams	Nov. 19, 2018		
*Includes three in OT			
Fewest Second-Half Points Allowed, Season			
67	1968		
89	1982 (9 games)		
91	1973, 1997		
96	1971		
101	1972		
Fewest Touchdowns Allowed, Season			
18	1968		
19	1969		
21	1971		
Most Touchdowns Allowed, Season			
53	2004		
51	1976		
51	2018		
49	2008		
48	2009		
47	2012		
Most Touchdowns Allowed, Game			
7 at Los Angeles Rams	Nov. 19, 2018		
7 at Buffalo	Oct. 3, 1976		
7 at Oakland	Nov. 5, 2000		
7 at Denver	Nov. 14, 2010		
6	16 times; Last at Pittsburgh Oct. 2, 2016		
Most Shutouts, Season			
3	1960		
2	1967, 1969		
Most Consecutive Shutouts			
2	1960 Dec. 4-11, 1960		
Most Games Allowed 10 Points or Less, Season			
9	1968		
7	1969		
6	1973, 1979, 1990, 1995		
Most Consecutive Games Allowed 10 Points or Less			
5	1968		
3	1960, 1968, 1995, 1997		
Largest Opponent Comeback Victories			
Opponent	Deficit	Final	Date
21 vs. Tampa Bay	24-3	27-30 (OT)	Nov. 2, 2008
18 vs. Philadelphia	24-6	31-37	Oct. 2, 2005
18 vs. San Diego	21-3	21-22	Dec. 14, 2008
17 at Houston	17-0	36-38	Oct. 24, 1965
17 vs. L.A. Raiders	17-0	17-24	Oct. 5, 1986
17 at Chicago	17-0	27-28	Nov. 13, 1977
17 at San Diego	34-17	37-38	Nov. 22, 1998
17 vs. Oakland	17-0	38-41 (OT)	Jan. 2, 2000

First Downs

Fewest First Downs Allowed, Season	
170	1982 (9 games)
181	1969
200	1965
204	1964
Most First Downs Allowed, Season	
419	2018
367	2002
353	2020
352	2017
344	1987, 2008, 2019
342	2016
336	1985
Fewest First Downs Allowed, Game	
5 vs. Oakland	Dec. 7, 1997

6 at Boston	Sept. 21, 1969
6 vs. Boston	Oct. 11, 1970
6 at Chicago	Dec. 29, 1990
7	10 times; Last at Washington Oct. 18, 2009
Most First Downs Allowed, Game	
35 vs. San Diego	Oct. 19, 1986
35 vs. Houston	Oct. 13, 2019
34 at Denver	Nov. 18, 1974
34 at Cleveland	Oct. 30, 1977
Fewest Rushing First Downs Allowed, Season	
52	1968
53	1969
67	1965
Most Rushing First Downs Allowed, Season	
169	1977
162	1988
149	1975
Fewest Rushing First Downs Allowed, Game	
*0 vs. Houston	Dec. 4, 1960
0 vs. Buffalo	Dec. 3, 1967
0 at Denver	Oct. 3, 1971
0 at Oakland	Dec. 3, 1995
0 vs. Oakland	Dec. 7, 1997
0 vs. St. Louis	Dec. 8, 2002
0 vs. N.Y. Jets	Sept. 11, 2005
1	20 times; Last vs. Dallas Nov. 21, 2021
*NFL RECORD	
Most Rushing First Downs Allowed, Game	
21 vs. Pittsburgh	Nov. 7, 1976
20 at Oakland	Dec. 28, 2002
19 at Cleveland	Oct. 30, 1977
Fewest Passing First Downs Allowed, Season	
92	1982 (9 games)
95	1973
111	1969, 1970
Most Passing First Downs Allowed, Season	
247	2018
227	2002
209	2016
204	2017
202	2000
195	2008
Fewest Passing First Downs Allowed, Game	
*0 at Houston	Oct. 9, 1988
0 vs. San Diego	Sept. 20, 1998
2	8 times; Last at Denver Jan. 1, 2012
*NFL RECORD	
Most Passing First Downs Allowed, Game	
25 at Denver	Nov. 18, 1974
25 at Denver	Nov. 14, 2010
25 at Pittsburgh	Sept. 16, 2018
23 at Oakland	Oct. 19, 2017
23 at L.A. Chargers	Sept. 9, 2018
22 at Cincinnati	Dec. 6, 1987
22 vs. Philadelphia	Oct. 2, 2005
Fewest Penalty First Downs Allowed, Season	
9	1982 (9 games)
11	1964
13	1980
Most Penalty First Downs Allowed, Season	
*56	1998
43	2018
40	2004
39	2019

REGULAR TEAM DEFENSIVE

38 2020
36 1993, 2017
34 2015
33 1987

*NFL RECORD

Most Penalty First Downs Allowed, Game
7 2 times; Last N.Y. Jets Dec. 11, 2011
6 12 times; Last vs. Indianapolis Oct. 6, 2019

Net Yards Allowed Passing and Rushing

Fewest Yards Allowed, Season

2,733 1982 (9 games)
3,163 1969
3,575 1973
3,667 1970
3,749 1965

Most Yards Allowed, Season

6,488 2018
6,291 2008
6,248 2002
6,211 2009
6,037 2004
5,896 2016

Fewest Yards Allowed, Game

89 vs. Seattle Dec. 24, 1995
91 vs. Houston Oct. 12, 1969
93 vs. Oakland Dec. 7, 1997
100 at Boston Sept. 21, 1969
105 vs. Boston Dec. 14, 1963
105 vs. Boston Oct. 11, 1970

Most Yards Allowed, Game

563 vs. Houston Dec. 16, 1990
542 at N.Y. Jets Oct. 2, 1988 (OT)
542 at Tennessee Dec. 13, 2004
541 at L.A. Chargers Sept. 9, 2018
539 at Oakland Nov. 3, 1968
539 vs. Oakland Oct. 3, 1977
535 vs. Denver Dec. 1, 2013

Fewest Plays Allowed, Season

556 1982 (9 games)
808 1969
813 1971

Most Plays Allowed, Season

1,159 1984
1,126 1985
1,109 2018
1,102 1981

Fewest Plays Allowed, Game

39 vs. Houston Oct. 22, 1967
39 vs. Oakland Dec. 7, 1997
40 vs. Cincinnati Oct. 13, 1968
40 at Boston Sept. 21, 1969

Most Plays Allowed, Game

97 at N.Y. Jets Oct. 2, 1988 (OT)
95 vs. San Diego Oct. 19, 1986
91 vs. Chicago Nov. 8, 1981

Rushing

Fewest Rushing Attempts Allowed, Season

279 1982 (9 games)
316 1969
343 1967

Most Rushing Attempts Allowed, Season

634 1977
609 1988
601 1978

Fewest Rushing Attempts Allowed, Game

9 at Oakland Dec. 5, 2004
11 at New Orleans Sept. 4, 1994
11 at Oakland Dec. 3, 1995
11 vs. Oakland Dec. 10, 2017
12 at N.Y. Jets Nov. 27, 1966
12 at Seattle Nov. 28, 2010
12 vs. Las Vegas Dec. 12, 2021

Most Rushing Attempts Allowed, Game

65 at Buffalo Oct. 29, 1973
62 at Tampa Bay Dec. 16, 1979
61 at Oakland Dec. 8, 1973
61 vs. Chicago Nov. 8, 1981

Fewest Rushing Yards Allowed, Season

980 1960
1,066 1982 (9 games)
1,091 1969

Fewest Rushing Yards Per Game Allowed, Season

70.0 (980 in 14 games) 1960
77.9 (1,091 in 14 games) 1969
82.9 (1,327 in 16 games) 1995

Most Rushing Yards Allowed, Season

2,971 1977
2,861 1976
2,712 1975

Most Rushing Yards Per Game Allowed, Season

211.8 (2,971 in 14 games) 1977
204.4 (2,861 in 14 games) 1976
193.7 (2,712 in 14 games) 1975

Fewest Rushing Yards Allowed, Game

-27 vs. Houston Dec. 4, 1960
3 at San Diego Nov. 19, 1961
8 at Oakland Dec. 3, 1995

Most Rushing Yards Allowed, Game

351 vs. Cleveland Dec. 20, 2009
332 vs. Tennessee Oct. 19, 2008
330 vs. Pittsburgh Nov. 7, 1976
322 at Cleveland Oct. 30, 1977
300 vs. Oakland Sept. 14, 2008

Fewest Individual 100-Yard Games Allowed, Season

0 1960, 1969, 1971, 1981, 1995

Most Individual 100-Yard Games Allowed, Season

9 2003
8 1976, 1977, 2007

Fewest Rushing Touchdowns Allowed, Season

4 1968
5 2016

6 1969, 1971
7 1982 (9 games), 1995, 2013, 2015

Most Rushing Touchdowns Allowed, Season

25 2008
24 1975, 1976
23 1977, 1988

Most Rushing Touchdowns Allowed, Game

5 vs. Pittsburgh Nov. 7, 1976
5 at Denver Dec. 7, 2003
4 8 times; Last vs Cleveland Sept. 12, 2021

Passing

Fewest Pass Attempts Allowed, Season

262 1982 (9 games)

REGULAR TEAM DEFENSIVE

324	1973
325	1975
333	1977
Most Pass Attempts Allowed, Season	
632	2018
616	2002
607	2015
598	2016
596	1995
592	2013
Fewest Pass Attempts Allowed, Game	
8 vs. Denver	Nov. 13, 2011
9 at N.Y. Jets	Nov. 7, 1971
9 vs. Oakland	Dec. 8, 1974
10 vs. L.A. Raiders	Sept. 16, 1973
10 at San Diego	Dec. 18, 1988
Most Pass Attempts Allowed, Game	
65 vs. San Diego	Oct. 19, 1986
61 vs. Seattle	Sept. 29, 1985
61 vs. Jacksonville	Oct. 7, 2018
60 at Oakland	Oct. 5, 1980
60 at Pittsburgh	Sept. 16, 2018
Fewest Pass Completions Allowed, Season	
155	1982 (9 games)
157	1973
175	1977
186	1972, 1975
195	1970
Most Pass Completions Allowed, Season	
406	2018
403	2002
352	2019
350	2016
349	2020
348	2008
349	2015
334	2013
Fewest Pass Completions Allowed, Game	
1 vs. San Diego	Sept. 20, 1998
2 vs. Denver	Nov. 13, 2011
3 vs. Houston	Oct. 22, 1967
3 at N.Y. Jets	Nov. 7, 1971
3 vs. Oakland	Dec. 8, 1974
4 at San Diego	Nov. 2, 1986
4 at Houston	Oct. 9, 1988
Most Pass Completions Allowed, Game	
39 at New England	Sept. 22, 2002
39 at Pittsburgh	Sept. 16, 2018
37 vs. San Diego	Dec. 22, 1985
37 vs. San Diego	Oct. 19, 1986
37 vs. New Orleans	Oct. 23, 2016
35 vs. Oakland	Oct. 27, 2002
34 vs. L.A. Raiders	Sept. 12, 1985
34 vs. San Diego	Dec. 14, 2008
34 at L.A. Chargers	Sept. 9, 2018
Fewest Net Passing Yards Allowed, Season	
1,619	1973
1,667	1982 (9 games)
1,942	1973
2,010	1970
Most Net Passing Yards Allowed, Season	
4,374	2018
4,203	2004
4,181	2002

3,962	2013
3,958	2016
3,952	2017
Fewest Net Passing Yards Allowed, Game	
-19 vs. San Diego	Sept. 20, 1998
9 vs. N.Y. Jets	Nov. 7, 1971
12 vs. Oakland	Dec. 8, 1974
Most Net Passing Yards Allowed, Game	
505 vs. Houston	Dec. 16, 1990
472 vs. Indianapolis	Oct. 31, 2004
469 at Oakland	Nov. 3, 1968
Fewest Individual 300-Yard Games Allowed, Season	
0	1962, 1970, 1971, 1972, 1973, 1974, 1977, 1978, 1988, 2000
Most Individual 300-Yard Games Allowed, Season	
8	2002
Fewest Passing Touchdowns Allowed, Season	
10	1969
11	1971, 1973
12	1982 (9 games), 1988
Most Passing Touchdowns Allowed, Season	
32	2004
30	2018
29	2012, 2020
27	2002
25	1964, 1976, 1980, 1987, 2000, 2005, 2009, 2013, 2015
24	1999
Most Passing Touchdowns Allowed, Game	
5 vs. Indianapolis	Oct. 31, 2004
5 at Denver	Nov. 14, 2010
5 vs. Denver	Dec. 1, 2013
5 at Green Bay	Sept. 28, 2015
5 at Pittsburgh	Oct. 2, 2016
4	18 times; Last vs. L.A. Chargers Sept. 26, 2021

Sacks

Most Seasons Leading League	
4	1960, 1965, 1969, 1990
Most Sacks, Season	
60.0	1990
54.0	1997
52.0	2018
51.0	2000
50.0	1984, 1992
Fewest Sacks, Season	
*10.0	2008
15.0	1982 (9 games)
22.0	1976, 2009
23.0	1988
	*NFL RECORD
Most Sacks, Game	
11.0 vs. Cleveland	Sept. 30, 1984
10.0 vs. Oakland	Sept. 6, 1998
9.0 at Buffalo	Nov. 2, 1969
9.0 vs. Seattle	Nov. 11, 1990
9.0 vs. Oakland	Oct. 13, 2013
9.0 at Denver	Oct. 17, 2019
Most Opponents Yards Lost Attempting to Pass, Season	
439	1968
Fewest Opponents Yards Lost Attempting to Pass, Season	
62	2008
120	1982 (9 games)
137	2009

*NFL RECORD

Interceptions By

Most Consecutive Seasons Leading League	5 1966-70
Most Passes Intercepted By, Season	37 1968
	33 1966
	32 1960, 1962, 1969
Fewest Passes Intercepted By, Season	7 2012
	11 1987
	12 1982 (9 games), 1994
Most Passes Intercepted By, Game	7 at San Diego Dec. 8, 1968
	6 8 times; Last vs. New York Jets Sept. 25, 2016
Most Consecutive Games, One or More Interceptions By	23 1967-69
	18 1966-67
	16 1982-83
Most Yards Returning Interceptions, Season	596 1969
	578 1967
	567 1986
Fewest Yards Returning Interceptions, Season	119 2012
	124 2006
	140 1987
	141 2019
Most Yards Returning Interceptions, Game	188 vs. N.Y. Titans Dec. 17, 1961
	162 at Oakland Dec. 6, 2015
	142 vs. L.A. Raiders Oct. 28, 1991
	136 vs. Seattle Dec. 11, 1977
Most Touchdowns Returning Interceptions, Season	6 1992
	5 1972, 1974, 1999, 2013
	4 1960, 1967, 1986, 1997, 2015, 2016
Most Touchdowns Returning Interceptions, Game	2 vs. N.Y. Titans Dec. 17, 1961
	2 at Denver Oct. 1, 1972
	2 at Denver Dec. 19, 1982
	2 vs. San Diego Oct. 19, 1986
	2 vs. Denver Dec. 27, 1992
	2 at Baltimore Oct. 21, 1999
	2 at Denver Jan. 3, 2010
	2 at Oakland Oct. 23, 2011
Most Touchdowns Returning Interceptions, Both Teams, Game	*4 Kansas City (0) at Seattle (4) Nov. 4, 1984
	3 Kansas City (2) vs. San Diego (1) Oct. 19, 1986
	*NFL RECORD

Opponents Interceptions

Most Yards, Interception Returns Opponents, Season	688 1984
Most Yards Interception Returns, Opponent, Game	*325 at Seattle Nov. 4, 1984
	*NFL RECORD
Most Touchdowns Returning Interceptions Opponents, Season	7 1984
Most Touchdowns Returning Interceptions Opponent, Game	*4 at Seattle Nov. 4, 1984

Punting

Most Opponents Punts, Season	102 1995
	98 1999
	94 1969
Fewest Opponents Punts, Season	38 1982 (9 games)
	43 2021
	50 2008
	52 2018
	55 1962
Lowest Opponents Average Distance, Season	37.0 1986, 1990
	38.6 1982 (9 games)
	38.9 1981
Highest Opponents Average Distance, Season	48.3 2021
	47.6 2011
	46.8 2012
	46.6 2013
	46.4 2020
	45.7 2005
	45.2 2010
Most Opponents Punts Blocked, Season	6 1990
	4 1986
	3 1963, 1982
	2 1966, 1979, 1980, 1989, 1997, 2001, 2002, 2006
Most Opponents Punts Blocked, Game	3 vs. Denver Dec. 8, 1963
	2 at Seattle Sept. 30, 1979
	2 vs. Cleveland Sept. 30, 1990

Punt Returns

Fewest Opponents Punt Returns, Season	15 2020, 2021
	17 2018
	19 2019
	20 1961
	22 1982
	23 2005
Most Opponents Punt Returns, Season	60 1984
	55 1974, 1976
	54 1983
Most Opponents Punt Returns, Game	9 at Cincinnati Nov. 24, 1974
Fewest Punt Return Yards Allowed, Season	61 2021
	89 2019
	97 2018
	119 2020
	157 1960, 2016
	164 2017
	170 2015
	179 2005
	190 1991
Most Punt Return Yards Allowed, Season	702 1977
	634 1974
	572 1986
Most Punt Return Yards Allowed, Game	

REGULAR TEAM DEFENSIVE

170 at San Diego	Sept. 26, 1965
Lowest Punt Return Average Allowed, Season	
4.07 (15-61)	2021
4.68 (19-89)	2019
5.23 (30-157)	2016
5.71 (17-97)	2018
5.81 (27-157)	1960
6.37 (46-293)	1981
6.43 (49-315)	1979
6.47 (38-246)	2013
Highest Punt Returns Average Allowed, Season	
15.36 (22-338) (9 games)	1982
14.93 (29-433)	1965
14.04 (50-702)	1977
Most Punt Returns Touchdowns Allowed, Season	
2	1982, 1990, 2004, 2012

Kickoff Returns

Fewest Opponents Kickoff Returns, Season	
25	2011, 2017
27	2012
29	2021
35	2016
36	2018
37	2019
40	1973
42	1982 (9 games)
Most Opponents Kickoff Returns, Season	
88	2002
87	2003
85	2004
84	1966
Fewest Kickoff Return Yards Allowed, Season	
486	2017
522	2021
549	2020
605	2011
690	2012
725	2019
794	1982 (9 games)
809	2018
843	2016
958	1977
Most Kickoff Return Yards Allowed, Season	
2,053	2005
2,045	1966
2,043	2003
1,908	2004
1,880	2002
Most Kickoff Return Yards Allowed, Game	
289 at Denver	Sept. 7, 1963
278 vs. Cleveland	Dec. 20, 2009
Lowest Kickoff Return Average Allowed, Season	
17.17 (81-1,391)	1990
18.00 (29-522)	2021
18.00 (71-1,278)	1986
18.57 (23-427)	2017
18.80 (64-1,203)	1992
Highest Kickoff Return Average Allowed, Season	
25.78 (40-1,031)	1973
25.56 (27-690)	2012
25.37 (54-1,370)	1974
Most Kickoff Return Touchdowns Allowed, Season	
2	1988

2	1989
2	2009

Blocked Field Goals

Most Blocked Field Goals, Season	
6	1960
5	1966
4	1962, 1965, 1973
3	1963, 1967, 1996
2	1982 (9 games), 1986, 1992, 1993, 2003
Most Blocked Field Goals, Game	
3 at San Diego	Oct. 15, 1967
2 vs. Buffalo	Dec. 18, 1960
2 at Oakland	Nov. 3, 1963
2 at Oakland	Sept. 18, 1966
2 at San Diego	Oct. 15, 1967
2 at Green Bay	Oct. 4, 1973
2 at San Diego	Oct. 17, 1993
2 at San Diego	Nov. 30, 2003

Fumbles

Fewest Opponents Fumbles, Season	
16	1971, 2020
18	1984, 2011
19	2000, 2012, 2015, 2017
Fewest Opponents Fumbles Recovered, Season	
6	2011, 2012, 2020
7	1971, 2015, 2019
8	1966, 2004, 2007
9	2010
10	1982 (9 games), 1996, 2017
Most Opponents Fumbles, Season	
42	1981
40	1975
39	1977
Most Opponents Fumbles Recovered, Season	
26	1994
25	1990
23	1977

Turnovers

Fewest Opponents Turnovers, Season	
13	2012
21	2004
22	1982 (9 games), 2007, 2020
23	2010, 2019
26	2001, 2011, 2017
Most Opponents Turnovers, Season	
51	1983
49	1962, 1968, 1986
Most Opponents Turnovers, Game	
9 vs. Houston	Oct. 28, 1962
9 vs. Houston	Oct. 12, 1969
9 vs. St. Louis	Oct. 2, 1983
Best Turnover Ratio, Season	
26 (45 takes/19 gives)	1990
22 (49 takes/27 gives)	1968
21 (45 takes/21 gives)	1999
18 (49 takes/31 gives)	1962
18 (39 takes/21 gives)	1992
18 (36 takes/18 gives)	2013
Worst Turnover Ratio, Season	
-24 (13 takes/37 gives)	2012

REGULAR TEAM DEFENSIVE

-13 (28 takes/41 gives)	1987
-11 (22 takes/33 gives)	2007
-8 (33 takes/41 gives)	1965

-8 (33 takes/41 gives)	1989
------------------------	------

Single Game

Pass Attempts (All 50+)

61 Blake Bortles, Jacksonville	Oct. 7, 2018
60 Ben Roethlisberger, Pittsburgh	Sept. 16, 2018
58 Mark Hermann, San Diego	Dec. 22, 1985
56 Kyle Orton, Denver	Jan. 3, 2010
55 Rich Gannon, Oakland	Oct. 27, 2002
54 Steve DeBerg, Tampa Bay	Oct. 28, 1984
54 Tom Brady, New England	Sept. 22, 2002
52 Jim Plunkett, Oakland	Oct. 5, 1980
52 Derek Carr, Oakland	Oct. 19, 2017
52 Philip Rivers, L.A. Chargers	Nov. 18, 2019
51 Philip Rivers, L.A. Chargers	Sept. 9, 2018
50 Brian Griese, Denver	Oct. 20, 2002

Pass Completions (All 30+)

39 Tom Brady, New England	Sept. 22, 2002
39 Ben Roethlisberger, Pittsburgh	Sept. 16, 2018
37 Mark Hermann, San Diego	Dec. 22, 1985
37 Drew Brees, New Orleans	Oct. 23, 2016
35 Rich Gannon, Oakland	Oct. 27, 2002
34 Jim Plunkett, Oakland	Sept. 12, 1985
34 Philip Rivers, San Diego	Dec. 14, 2008
34 Philip Rivers, L.A. Chargers	Sept. 9, 2018
33 Drew Bledsoe, New England	Dec. 4, 2000
33 Donovan McNabb, Philadelphia	Oct. 2, 2005
33 Blake Bortles, Jacksonville	Oct. 7, 2018
33 Derek Carr, Las Vegas	Dec. 12, 2021
32 Jay Cutler, Denver	Dec. 7, 2008
32 Ben Roethlisberger, Pittsburgh	Nov. 22, 2009
32 Kyle Orton, Denver	Jan. 3, 2010
32 Jalen Hurts, Philadelphia	Oct. 3, 2021
31 Jim Zorn, Seattle	Sept. 27, 1981
31 Rich Gannon, Oakland	Sept. 9, 2001
31 Marc Bulger, St. Louis	Nov. 5, 2006
31 Jeff Garcia, Tampa Bay	Nov. 2, 2008
31 Derek Carr, Oakland	Dec. 6, 2015
31 Jared Goff, L.A. Rams	Nov. 19, 2018
31 Philip Rivers, L.A. Chargers	Dec. 29, 2019
30 Dan Fouts, San Diego	Oct. 14, 1984
30 Tony Romo, Dallas	Sept. 15, 2013
30 Deshaun Watson, Houston	Oct. 13, 2019

Passing Yards (All 400+)

527 Warren Moon, Houston	Dec. 16, 1990
472 Peyton Manning, Indianapolis	Oct. 31, 2004
452 Ben Roethlisberger, Pittsburgh	Sept. 16, 2018
445 Charley Johnson, Denver	Nov. 18, 1974
431 Kyle Orton, Denver	Jan. 3, 2010
430 Blake Bortles, Jacksonville	Oct. 7, 2018
426 Billy Volek, Tennessee	Dec. 13, 2004
424 Philip Rivers, L.A. Chargers	Sept. 9, 2018
417 Derek Carr, Oakland	Oct. 19, 2017
413 Pete Beathard, Houston	Sept. 9, 1968
413 Jared Goff, L.A. Rams	Nov. 19, 2018
410 Tom Brady, New England	Sept. 22, 2002
403 Peyton Manning, Denver	Dec. 1, 2013
400 John Elway, Denver	Dec. 6, 1998

Touchdown Passes

5 George Blanda, Houston	Oct. 24, 1965
5 Peyton Manning, Indianapolis	Oct. 31, 2004
5 Peyton Manning, Denver	Dec. 1, 2013
5 Aaron Rodgers, Green Bay	Sept. 28, 2015
5 Ben Roethlisberger, Pittsburgh	Oct. 2, 2016

5 Deshaun Watson, Houston Oct. 8, 2017

Interceptions Thrown

6 John Hadl, San Diego	Dec. 8, 1968
6 Ryan Fitzpatrick, N.Y. Jets	Sept. 25, 2016
5 George Blanda, Houston	Oct. 28, 1962
5 John Hadl, San Diego	Dec. 16, 1962
5 Babe Parilli, Boston	Dec. 14, 1963
5 George Blanda, Houston	Oct. 4, 1964
5 Pete Beathard, Houston	Oct. 12, 1969
5 Marty Domres, San Diego	Nov. 9, 1969
5 Alan Pastrana, Denver	Dec. 6, 1970
5 James Harris, San Diego	Nov. 26, 1978
5 Jim Plunkett, Oakland	Oct. 5, 1980
5 Jim Zorn, Seattle	Nov. 9, 1980
5 Dave Krieg, Seattle	Dec. 9, 1984
5 John Elway, Denver	Dec. 14, 1985

Long Pass (All 80+)

90 N. Johnson to R. Upchurch, Denver	Sept. 21, 1975
89 J. Kemp to E. Dubenion, Buffalo	Oct. 13, 1963
87 S. McNair to M. Clayton, Baltimore	Dec. 10, 2006
87 M. Hasselbeck to B. Obomanu, SEA	Nov. 28, 2010
82 J. Lee to A. Denson, Denver	Nov. 1, 1964
82 D. Lamonica to F. Biletnikoff, Oakland	Nov. 3, 1968
82 B. Griese to S. Sharpe, Denver	Oct. 20, 2002
80 J. Lee to B. Groman	Oct. 22, 1961
80 S. Wyche to B. Trumpy	Sept. 28, 1969

Pass Receptions

16 Troy Brown, New England	Sept. 22, 2002
14 Kellen Winslow, San Diego	Dec. 11, 1983
14 Jabar Gaffney, Denver	Jan. 3, 2010
13 Joe Washington, Baltimore	Sept. 2, 1979
13 Terrance Mathis, Atlanta	Sept. 18, 1994
13 Tim Brown, Oakland	Oct. 27, 2002
13 Steven Jackson, St. Louis	Nov. 5, 2006
13 Hunter Renfrow, Las Vegas	Dec. 12, 2021

Receiving Yards (All 200+)

250 Miles Austin, Dallas	Oct. 11, 2009
245 Haywood Jeffires, Houston	Dec. 16, 1990
233 Drew Bennett, Tennessee	Dec. 13, 2004
232 Lance Alworth, San Diego	Oct. 20, 1963
214 Shannon Sharpe, Denver	Oct. 20, 2002
213 Jabar Gaffney, Denver	Jan. 3, 2010
210 Amari Cooper, Oakland	Oct. 19, 2017
203 Don Maynard, N.Y. Jets	Sept. 15, 1968

Touchdown Receptions

4 Eric Decker, Denver	Dec. 1, 2013
3 Bob Chandler, Buffalo	Oct. 3, 1976
3 Kellen Winslow, San Diego	Dec. 11, 1983
3 Shannon Sharpe, Denver	Dec. 12, 1993
3 Drew Bennett, Tennessee	Dec. 13, 2004
3 Antonio Gates, San Diego	Oct. 30, 2005
3 Randall Cobb, Green Bay	Sept. 28, 2015
3 DeAndre Hopkins, Houston	Oct. 8, 2017

Rushing Attempts

39 O.J. Simpson, Buffalo	Oct. 29, 1973
39 Ricky Bell, Tampa Bay	Dec. 16, 1979
39 Marion Butts, San Diego	Dec. 17, 1989

Rushing Yards (All 200+)

286 Jerome Harrison, Cleveland	Dec. 20, 2009
220 Tiki Barber, N.Y. Giants	Dec. 17, 2005
218 Clinton Portis, Denver	Dec. 7, 2003
217 Gary Anderson, San Diego	Dec. 18, 1988
214 Greg Pruitt, Cleveland	Dec. 14, 1975
207 Curt Warner, Seattle	Nov. 27, 1983 (OT)

REGULAR OPPONENT INDIVIDUAL

Rushing Touchdowns

5	Clinton Portis, Denver	Dec. 7, 2003
3	Jon Keyworth, Denver	Nov. 18, 1974
3	Greg Pruitt, Cleveland	Dec. 14, 1975
3	Pete Banaszak, Oakland	Dec. 21, 1975
3	Walter Payton, Chicago	Nov. 13, 1977
3	Curt Warner, Seattle	Nov. 27, 1983 (OT)
3	Marcus Allen, L.A. Raiders	Nov. 25, 1990
3	Rodney Hampton, N.Y. Giants	Dec. 19, 1992
3	Terrell Davis, Denver	Dec. 6, 1998
3	Curtis Martin, N.Y. Jets	Nov. 11, 2001
3	Clinton Portis, Denver	Dec. 15, 2002
3	Onterio Smith, Minnesota	Dec. 20, 2003
3	Michael Pittman, Tampa Bay	Nov. 7, 2004
3	Michael Turner, Atlanta	Sept. 21, 2008
3	LenDale White, Tennessee	Oct. 19, 2008
3	Jerome Harrison, Cleveland	Dec. 20, 2009
3	Jeremy Hill, Cincinnati	Oct. 4, 2015
3	Mike Gillislee, New England	Sept. 7, 2017
3	Mark Ingram, Baltimore	Sept. 22, 2019

Long Run (All 80+)

87	Paul Lowe, San Diego	Sept. 10, 1961
85	LaDainian Tomlinson, San Diego	Dec. 17, 2006
80	LenDale White, Tennessee	Oct. 19, 2008

Total Touchdowns

5	Clinton Portis, Denver	Dec. 7, 2003
4	Clinton Portis, Denver	Dec. 15, 2002
4	Eric Decker, Denver	Dec. 1, 2013

Interceptions Made

4	Deltha O'Neal, Denver	Oct. 7, 2001
---	-----------------------	--------------

3	David Fulcher, Cincinnati	Oct. 1, 1989
---	---------------------------	--------------

Long Interception Return (All 100+)

102	Marcus Coleman, Houston	Sept. 26, 2004
101	Tony Greene, Buffalo	Oct. 3, 1976
100	Speedy Duncan, San Diego	Oct. 15, 1967

Long Punt Return

95	Johnny Bailey, Chicago	Dec. 29, 1990
----	------------------------	---------------

Long Kickoff Return (All 100+)

103	Joshua Cribbs, Cleveland	Dec. 20, 2009
100	Nemiah Wilson, Denver	Oct. 8, 1966
100	Joshua Cribbs, Cleveland	Dec. 20, 2009

Long Punt (All 80+)

83	Chris Norman, Denver	Sept. 23, 1984
82	Paul Maguire, San Diego	Nov. 5, 1961

Long Field Goal (All 55+)

59	Matt Bryant, Atlanta	Dec. 4, 2016
57	Sebastian Janikowski, Oakland	Dec. 16, 2012
56	Sebastian Janikowski, Oakland	Sept. 14, 2008
56	Matt Prater, Denver	Sept. 28, 2008
55	John Kasay, Seattle	Jan. 2, 1994
55	Kris Brown, Pittsburgh	Oct. 14, 2001
55	Sebastian Janikowski, Oakland	Nov. 25, 2007
55	Nate Kaeding, San Diego	Nov. 29, 2009

Times Sacked (All 100+)

11	Paul McDonald, Cleveland	Sept. 30, 1984
10	Jeff George, Oakland	Sept. 6, 1998

Touchdowns On Interception Returns

2	Dave Brown, Seattle	Nov. 4, 1984
---	---------------------	--------------

Fumbles

6	Dave Krieg, Seattle	Nov. 5, 1989
---	---------------------	--------------

Service

Most Games Played, Career

13	Anthony Sherman	2013-20
12	Dustin Colquitt	2005-19
12	Travis Kelce	2013-20
12	Daniel Sorensen	2014-20
12	James Winchester	2011-20
11	Eric Fisher	2013-20
10	John Alt	1984-96
10	Tim Grunhard	1990-00
10	Dave Szott	1990-00
10	Derrick Thomas	1989-99
10	Tyreek Hill	2016-20
10	Demarcus Robinson	2016-20
9	Dan Saleaumua	1989-96
9	Neil Smith	1988-96
9	Chris Jones	2016-20
9	Harrison Butker	2017-20
8	Len Dawson	1962-75
8	Jonathan Hayes	1985-93
8	Nick Lowery	1980-93
8	Johnny Robinson	1960-71
8	Kevin Ross	1984-93, '97
8	Jim Tyrer	1961-73
8	J.J. Birden	1990-94
8	Tracy Simien	1991-97
8	Will Shields	1993-06
8	Tanoh Kpassagnon	2017-20
8	Patrick Mahomes	2017-20
8	Anthony Hitchens	2018-20
8	Ben Niemann	2018-20
8	Derrick Nnadi	2018-20
8	Austin Reiter	2018-20
8	Charvarius Ward	2018-20

Scoring

Most Points, Career

65	Harrison Butker (9 games - 11 FGs, 32 PATs)	2017-20
60	Damien Williams (5 games - 10 TDs)	2018-19
54	Travis Kelce (12 games - 9 TDs)	2013-20
37	Nick Lowery (8 games - 8 FGs, 13 PATs)	1980-93
35	Jan Stenerud (5 games - 9 FGs, 8 PATs)	1967-79
24	Cairo Santos (3 games - 6 FGs, 6 PATs)	2014-16
24	Patrick Mahomes (8 games - 4 TDs)	2017-20
18	Mike Garrett (6 games - 3 TDs)	1966-70
18	Marcus Allen (6 games - 3 TDs)	1993-97
18	Knile Davis (3 games - 3 TDs)	2013-15
18	Tyreek Hill (10 games - 3 TDs)	2016-20

Most Points, Game

18	Damien Williams vs. New England	Jan. 20, 2019
18	Damien Williams vs. Houston	Jan. 12, 2020
18	Travis Kelce vs. Houston	Jan. 12, 2020
14	Ryan Succop at Indianapolis	Jan. 4, 2014
12	Abner Haynes vs. Houston	Dec. 23, 1962
12	Mike Garrett at Buffalo	Jan. 1, 1967
12	Ed Podolak vs. Miami	Dec. 25, 1971
12	Dante Hall vs. Indianapolis	Jan. 11, 2004
12	Priest Holmes vs. Indianapolis	Jan. 11, 2004
12	Knile Davis at Indianapolis	Jan. 4, 2014
12	Cairo Santos at Houston	Jan. 9, 2016
12	Damien Williams vs. San Francisco	Feb. 2, 2020
12	Travis Kelce vs. Buffalo	Jan. 24, 2021

11 Jan Stenerud vs. Minnesota Jan. 11, 1970

Most Touchdowns, Career

10	Damien Williams (5 games)	2018-19
9	Travis Kelce (12 games)	2013-20
4	Patrick Mahomes (8 games)	2017-20
3	Marcus Allen (6 games)	1993-97
3	Mike Garrett (6 games)	1966-70
3	Knile Davis (3 games)	2013-16
3	Tyreek Hill (10 games)	2016-20

Most Touchdowns, Game

3	Damien Williams vs. New England	Jan. 20, 2019
3	Damien Williams vs. Houston	Jan. 12, 2020
3	Travis Kelce vs. Houston	Jan. 12, 2020
2	Abner Haynes vs. Houston	Dec. 23, 1962
2	Mike Garrett at Buffalo	Jan. 1, 1967
2	Ed Podolak vs. Miami	Dec. 25, 1971
2	Dante Hall vs. Indianapolis	Jan. 11, 2004
2	Priest Holmes vs. Indianapolis	Jan. 11, 2004
2	Knile Davis at Indianapolis	Jan. 4, 2014
2	Damien Williams vs. San Francisco	Feb. 2, 2020
2	Travis Kelce vs. Buffalo	Jan. 24, 2021

Most Points After Touchdown, Career

32	Harrison Butker (8 games - 34 Att.)	2017-20
13	Nick Lowery (8 games - 14 Att.)	1980-93
8	Jan Stenerud (5 games - 8 Att.)	1967-79
6	Ryan Succop (2 games - 6 Att.)	2009-13
6	Cairo Santos (3 games - 6 Att.)	2014-17
5	Mike Mercer (2 games - 5 Att.)	1966

Most Points After Touchdown, Game

6	Harrison Butker vs. Houston (7 Att.)	Jan. 12, 2020
5	Ryan Succop at Indianapolis (5 Att.)	Jan. 4, 2014
5	Harrison Butker vs. Tennessee (5 Att.)	Jan. 19, 2020
5	Harrison Butker vs. Buffalo (5 Att.)	Jan. 24, 2021
4	Mike Mercer at Buffalo (4 Att.)	Jan. 1, 1967
4	Nick Lowery at Houston (4 Att.)	Jan. 16, 1994
4	Morten Andersen vs. IND (4 Att.)	Jan. 11, 2004
4	Harrison Butker vs. IND (4 Att.)	Jan. 12, 2019
4	Harrison Butker vs. NE (4 Att.)	Jan. 20, 2019
4	Harrison Butker vs. SF (4 Att.)	Feb. 2, 2020

Most Points After Touchdown, No Misses, Career

8	Jan Stenerud (5 games)	1967-79
---	------------------------	---------

Most Field Goals Attempted, Career

17	Jan Stenerud (5 games)	1967-79
13	Harrison Butker (9 games)	2017-20
12	Nick Lowery (8 games)	1980-93

Most Field Goals Attempted, Game

5	Jan Stenerud vs. N.Y. Jets	Dec. 20, 1969
4	Nick Lowery vs. Miami	Jan. 5, 1991
4	Jan Stenerud vs. Miami	Dec. 25, 1971

Most Field Goals, Career

11	Harrison Butker (9 games - 13 Att.)	2017-20
9	Jan Stenerud (5 games - 17 Att.)	1967-79
8	Nick Lowery (8 games - 12 Att.)	1980-93

Most Field Goals, Game

3	Jan Stenerud vs. Minnesota	Jan. 11, 1970
3	Nick Lowery at Miami	Jan. 5, 1991
3	Ryan Succop at Indianapolis	Jan. 4, 2014
3	Cairo Santos at Houston	Jan. 9, 2016
3	Harrison Butker vs. Cleveland	Jan. 17, 2021
3	Harrison Butker at Tampa Bay	Feb. 7, 2021

Longest Field Goal

52	Harrison Butker at Tampa Bay	Feb. 7, 2021
50	Harrison Butker vs. Cleveland	Jan. 17, 2021
49	Cairo Santos at Houston	Jan. 9, 2016

PLAYOFF INDIVIDUAL

49 Cairo Santos at Houston	Jan. 9, 2016
49 Harrison Butker at Tampa Bay	Feb. 7, 2021
48 Jan Stenerud vs. Minnesota	Jan. 11, 1970
48 Cairo Santos vs. Pittsburgh	Jan. 15, 2017
43 Ryan Succop at Indianapolis	Jan. 4, 2014

Rushing

Most Rushing Attempts, Career

100 Marcus Allen (6 games)	1993-97
81 Damien Williams (5 games)	2018-19
61 Mike Garrett (6 games)	1966-70
59 Barry Word (4 games)	1990-92
51 Wendell Hayes (5 games)	1968-74
42 Patrick Mahomes (8 games)	2017-20
41 Curtis McClinton (3 games)	1962-69

Most Rushing Attempts, Game

33 Barry Word vs. L.A. Raiders	Dec. 28, 1991
25 Damien Williams vs. Indianapolis	Jan. 12, 2019
24 Curtis McClinton vs. Houston	Dec. 23, 1962
24 Priest Holmes vs. Indianapolis	Jan. 11, 2004
22 Wendell Hayes vs. Miami	Dec. 25, 1971
21 Marcus Allen vs. Pittsburgh	Jan. 8, 1994
21 Marcus Allen vs. Indianapolis	Jan. 7, 1996

Most Rushing Yards Gained, Career

386 Marcus Allen (6 games)	1993-97
355 Damien Williams (5 games)	2018-19
208 Wendell Hayes (5 games)	1968-74
206 Patrick Mahomes (8 games)	2017-20
197 Barry Word (4 games)	1990-92
186 Mike Garrett (6 games)	1966-70
176 Priest Holmes (1 game)	2001-07

Most Rushing Yards Gained, Game

176 Priest Holmes vs. Indianapolis	Jan. 11, 2004
130 Barry Word vs. L.A. Raiders	Dec. 28, 1991
129 Damien Williams vs. Indianapolis	Jan. 12, 2019
104 Damien Williams vs. San Francisco	Feb. 2, 2020
100 Wendell Hayes vs. Miami	Dec. 25, 1971
94 Marcus Allen vs. Indianapolis	Jan. 7, 1996
85 Ed Podolak vs. Miami	Dec. 25, 1971

Most Games, 100 or More Rushing Yards, Career

2 Damien Williams (5 games)	2018-19
1 Wendell Hayes (5 games)	1968-74
1 Barry Word (3 games)	1990-92
1 Priest Holmes (1 game)	2001-07

Longest Run From Scrimmage

50 Mecole Hardman vs. Buffalo	Jan. 24, 2021
48 Priest Holmes vs. Indianapolis	Jan. 11, 2004
41 Jamaal Charles vs. Baltimore	Jan. 9, 2011
38 Damien Williams vs. San Francisco	Feb. 2, 2020
36 Tyreek Hill vs. Indianapolis	Jan. 12, 2019
33 Jack Spikes vs. Houston	Dec. 23, 1962
32 Ed Podolak vs. Miami	Dec. 25, 1971
27 Patrick Mahomes vs. Tennessee	Jan. 19, 2020
26 Christian Okoye at Miami	Jan. 5, 1991
26 Damien Williams vs. Houston	Jan. 12, 2020
26 Clyde Edwards-Helaire at Tampa Bay	Feb. 7, 2020

Most Rushing Touchdowns, Career

6 Damien Williams (5 games)	2018-19
4 Patrick Mahomes (8 games)	2017-20
3 Marcus Allen (6 games)	1993-97
3 Mike Garrett (6 games)	1966-70

Most Rushing Touchdowns, Game

2 Mike Garrett at Buffalo	Jan. 1, 1967
---------------------------	--------------

2 Priest Holmes vs. Indianapolis	Jan. 11, 2004
2 Damien Williams vs. Houston	Jan. 12, 2020

Passing

Most Passes Attempted, Career

301 Patrick Mahomes (8 games)	2017-20
188 Len Dawson (8 games)	1962-75
185 Alex Smith (5 games)	2013-17
141 Joe Montana (4 games)	1993-94
64 Dave Krieg (4 games)	1992-93
54 Trent Green (2 games)	2001-06
53 Steve DeBerg (3 games)	1988-91

Most Passes Attempted, Game

50 Alex Smith at New England	Jan. 16, 2016
49 Patrick Mahomes at Tampa Bay	Feb. 7, 2021
46 Alex Smith at Indianapolis	Jan. 4, 2014
43 Joe Montana vs. Pittsburgh	Jan. 8, 1994
42 Patrick Mahomes vs. San Francisco	Feb. 2, 2020
41 Patrick Mahomes vs. Indianapolis	Jan. 12, 2019
38 Joe Montana at Houston	Jan. 16, 1994
38 Patrick Mahomes vs. Buffalo	Jan. 24, 2021
37 Joe Montana at Miami	Dec. 31, 1994
37 Elvis Grbac vs. Denver	Jan. 4, 1998

Most Passes Completed, Career

191 Patrick Mahomes (8 games)	2017-20
120 Alex Smith (5 games)	2013-17
107 Len Dawson (8 games)	1962-75
85 Joe Montana (4 games)	1993-94
33 Dave Krieg (4 games)	1992-93
32 Trent Green (2 games)	2001-06
31 Steve DeBerg (3 games)	1988-91

Most Passes Completed, Game

30 Alex Smith at Indianapolis	Jan. 4, 2014
29 Alex Smith at New England	Jan. 16, 2016
28 Joe Montana vs. Pittsburgh	Jan. 8, 1994
27 Patrick Mahomes vs. Indianapolis	Jan. 12, 2019
26 Joe Montana at Miami	Dec. 31, 1994
26 Patrick Mahomes vs. San Francisco	Feb. 2, 2020
26 Patrick Mahomes at Tampa Bay	Feb. 7, 2021
24 Elvis Grbac vs. Denver	Jan. 4, 1998
24 Alex Smith vs. Tennessee	Jan. 6, 2018

Highest Completion Percentage, Career (100 attempts)

64.9 Alex Smith (5 games: 185-120)	2013-17
63.5 Patrick Mahomes (8 games: 301-191)	2017-20
60.3 Joe Montana (4 games: 141-85)	1993-94
56.9 Len Dawson (8 games: 188-107)	1962-75

Highest Completion Percentage, Game (15 completions)

77.3 Alex Smith at Houston (22-17)	Jan. 9, 2016
76.3 Patrick Mahomes vs. Buffalo (38-29)	Jan. 24, 2021
72.7 Alex Smith vs. Tennessee (33-24)	Jan. 6, 2018
70.3 Joe Montana at Miami (37-26)	Dec. 31, 1994
70.0 Patrick Mahomes vs. Cleveland (30-21)	Jan. 17, 2021
69.2 Len Dawson vs. Miami (26-18)	Dec. 25, 1971

Most Passing Yards, Career

2,324 Patrick Mahomes (8 games)	2017-20
1,497 Len Dawson (8 games)	1962-75
1,250 Alex Smith (5 games)	2013-17
1,014 Joe Montana (4 games)	1993-94
454 Dave Krieg (4 games)	1992-93

Most Passing Yards, Game

378 Alex Smith at Indianapolis	Jan. 4, 2014
325 Patrick Mahomes vs. Buffalo	Jan. 24, 2021

PLAYOFF INDIVIDUAL

321 Patrick Mahomes vs. Houston	Jan. 12, 2020
314 Joe Montana at Miami	Dec. 31, 1994
299 Joe Montana at Houston	Jan. 16, 1994
295 Patrick Mahomes vs. New England	Jan. 20, 2019
294 Patrick Mahomes vs. Tennessee	Jan. 19, 2020
286 Patrick Mahomes vs. San Francisco	Feb. 2, 2020
278 Patrick Mahomes vs. Indianapolis	Jan. 12, 2019
276 Joe Montana vs. Pittsburgh	Jan. 4, 1994

Longest Pass Completion

79 Alex Smith at Indianapolis (to Donnie Avery)	Jan. 4, 2014
71 Patrick Mahomes vs. Buffalo (to Tyreek Hill)	Jan. 24, 2021
63 Len Dawson vs. Miami (to Elmo Wright)	Dec. 25, 1971
63 Alex Smith at Indianapolis (to Dwayne Bowe)	Jan. 4, 2014
61 Len Dawson at N.Y. Jets (to Otis Taylor)	Dec. 20, 1969
60 Patrick Mahomes vs. Tennessee (to Sammy Watkins)	Jan. 19, 2020

Most Touchdown Passes, Career

17 Patrick Mahomes (8 games)	2017-20
9 Alex Smith (5 games)	2013-17
7 Len Dawson (8 games)	1962-75
6 Joe Montana (4 games)	1993-94
2 Steve DeBerg (3 games)	1988-91
2 Trent Green (2 games)	2001-06

Most Touchdown Passes, Game

5 Patrick Mahomes vs. Houston	Jan. 12, 2020
4 Alex Smith at Indianapolis	Jan. 4, 2014
3 Joe Montana at Houston	Jan. 16, 1994
3 Patrick Mahomes vs. New England	Jan. 20, 2019
3 Patrick Mahomes vs. Buffalo	Jan. 24, 2021
2 Len Dawson at Buffalo	Jan. 1, 1967
2 Joe Montana at Miami	Dec. 31, 1994
2 Alex Smith vs. Tennessee	Jan. 6, 2018
2 Patrick Mahomes vs. San Francisco	Feb. 2, 2020

Most Passes Had Intercepted, Career

8 Len Dawson (8 games)	1962-75
4 Mark Vlasic (1 game)	1991-92
4 Joe Montana (4 games)	1993-94
4 Patrick Mahomes (8 games)	2017-20

Most Passes Had Intercepted, Game

4 Len Dawson at Oakland	Dec. 22, 1968
4 Mark Vlasic at Buffalo	Jan. 5, 1992

Pass Receiving

Most Pass Receptions, Career

83 Travis Kelce (12 games)	2013-20
61 Tyreek Hill (10 games)	2017-20
27 Otis Taylor (7 games)	1965-75
27 J.J. Birden (8 games)	1990-94
25 Sammy Watkins (6 games)	2018-20
21 Damien Williams (5 games)	2018-19
21 Keith Cash (6 games)	1992-96
19 Kimble Anders (7 games)	1991-00

Most Pass Receptions, Game

13 Travis Kelce vs. Buffalo	Jan. 24, 2021
10 Travis Kelce vs. Houston	Jan. 12, 2020
10 Travis Kelce at Tampa Bay	Feb. 7, 2021
9 Tyreek Hill vs. San Francisco	Feb. 2, 2020
9 Tyreek Hill vs. Buffalo	Jan. 24, 2021

8 Ed Podolak vs. Miami	Dec. 25, 1971
8 Stephone Paige at Miami	Jan. 5, 1991
8 Andre Rison vs. Denver	Jan. 4, 1998
8 Dwayne Bowe at Indianapolis	Jan. 4, 2014
8 Travis Kelce at Houston	Jan. 9, 2016
8 Tyreek Hill vs. Indianapolis	Jan. 12, 2019
8 Tyreek Hill vs. Cleveland	Jan. 17, 2021
8 Travis Kelce vs. Cleveland	Jan. 17, 2021
7 Keith Cash vs. Pittsburgh	Jan. 8, 1994
7 Kimble Anders vs. Indianapolis	Jan. 7, 1996
7 Dexter McCluster at Indianapolis	Jan. 4, 2014
7 Knile Davis at Indianapolis	Jan. 4, 2014
7 Tyreek Hill vs. Tennessee	Jan. 6, 2018
7 Travis Kelce vs. Indianapolis	Jan. 12, 2019
7 Sammy Watkins vs. Tennessee	Jan. 19, 2020
7 Tyreek Hill at Tampa Bay	Feb. 7, 2021

Most Receiving Yards, Career

992 Travis Kelce (12 games)	2013-20
796 Tyreek Hill (10 games)	2016-20
481 Otis Taylor (7 games)	1965-75
477 Sammy Watkins (6 games)	2018-20
363 J.J. Birden (8 games)	1990-94
266 Keith Cash (6 games)	1992-96
239 Willie Davis (6 games)	1991-95

Most Receiving Yards, Game (All 100+)

172 Tyreek Hill vs. Buffalo	Jan. 24, 2021
150 Dwayne Bowe at Indianapolis	Jan. 4, 2014
142 Stephone Paige at Miami	Jan. 5, 1991
134 Travis Kelce vs. Houston	Jan. 12, 2020
133 Travis Kelce at Tampa Bay	Feb. 7, 2021
128 Travis Kelce at Houston	Jan. 9, 2016
118 Travis Kelce vs. Buffalo	Jan. 24, 2021
117 Otis Taylor at Oakland	Dec. 22, 1968
114 Sammy Watkins vs. New England	Jan. 20, 2019
114 Sammy Watkins vs. Tennessee	Jan. 19, 2020
110 Ed Podolak vs. Miami	Dec. 25, 1971
110 Andre Rison vs. Denver	Jan. 4, 1998
110 Tyreek Hill vs. Cleveland	Jan. 17, 2021
109 Travis Kelce vs. Cleveland	Jan. 17, 2021
108 Travis Kelce vs. Indianapolis	Jan. 12, 2019
105 Tyreek Hill vs. San Francisco	Feb. 2, 2020
104 Elmo Wright vs. Miami	Dec. 25, 1971
103 Kimble Anders at Miami	Dec. 31, 1994

Most Games, 100 or More Receiving Yards, Career

6 Travis Kelce (12 games)	2013-20
3 Tyreek Hill (10 games)	2016-20
2 Sammy Watkins (6 games)	2018-20
1 By seven players; Last, Dwayne Bowe vs. Indianapolis Colts	Jan. 4, 2013

Longest Pass Reception

79 Donnie Avery at Indianapolis (from Alex Smith)	Jan. 4, 2014
71 Tyreek Hill vs. Buffalo (from Patrick Mahomes)	Jan. 24, 2021
63 Elmo Wright vs. Miami (from Len Dawson)	Dec. 25, 1971
63 Dwayne Bowe at Indianapolis (from Alex Smith)	Jan. 4, 2014
61 Otis Taylor at N.Y. Jets (from Len Dawson)	Dec. 20, 1969
60 Sammy Watkins vs. Tennessee (from Patrick Mahomes)	Jan. 19, 2020

Most Receiving Touchdowns, Career

PLAYOFF INDIVIDUAL

9	Travis Kelce (12 games)	2013-20
4	Damien Williams (5 games)	2018-19
2	Otis Taylor (7 games)	1965-75
2	Fred Jones (6 games)	1990-93
2	J.J. Birden (8 games)	1990-94
2	Tony Gonzalez (3 games)	1997-08
2	Albert Wilson (4 games)	2014-16
2	Tyreek Hill (10 games)	2016-20

Most Receiving Touchdowns, Game

3	Travis Kelce vs. Houston	Jan. 12, 2020
2	Damien Williams vs. New England	Jan. 20, 2019
2	Tyreek Hill vs. Tennessee	Jan. 19, 2020
1	Numerous times; Last, Damien Williams & Travis Kelce vs. San Francisco	Feb. 2, 2020

Combined Net Yards

Most Attempts, Career

115	Marcus Allen (6 games)	1993-97
102	Damien Williams (5 games)	2018-19
84	Travis Kelce (12 games)	2013-20
74	Mike Garrett (6 games)	1966-70
72	Tyreek Hill (10 games)	2016-20
63	Wendell Hayes (5 games)	1968-74

Most Attempts, Game

34	Barry Word vs. L.A. Raiders	Dec. 28, 1991
30	Ed Podolak vs. Miami	Dec. 25, 1971
30	Damien Williams vs. Indianapolis	Jan. 12, 2019
29	Priest Holmes vs. Indianapolis	Jan. 11, 2004

Most Net Yards, Career

994	Travis Kelce (12 games)	2013-20
889	Tyreek Hill (10 games)	2016-20
541	Marcus Allen (6 games)	1993-97
540	Damien Williams (5 games)	2018-19
489	Sammy Watkins (6 games)	2018-20
481	Otis Taylor (7 games)	1965-75
363	J.J. Birden (8 games)	1990-94
286	Mike Garrett (6 games)	1966-70

Most Net Yards, Game

*350	Ed Podolak vs. Miami	Dec. 25, 1971
227	Dante Hall vs. Indianapolis	Jan. 11, 2004
208	Priest Holmes vs. Indianapolis	Jan. 11, 2004
172	Tyreek Hill vs. Buffalo	Jan. 24, 2021
154	Damien Williams vs. Indianapolis	Jan. 12, 2019
150	Dwayne Bowe at Indianapolis	Jan. 4, 2014
142	Stephone Paige at Miami	Jan. 5, 1991

*NFL RECORD

Punting

Most Punts, Career

43	Dustin Colquitt (12 games)	2005-19
39	Jerrel Wilson (7 games)	1963-77
38	Bryan Barker (7 games)	1990-93
11	Louie Aguiar (3 games)	1994-98

Most Punts, Game

8	Jerrel Wilson at Oakland	Jan. 4, 1970
8	Bryan Barker at San Diego	Jan. 2, 1993

Longest Punt

66	Dustin Colquitt at Indianapolis	Jan. 6, 2007
62	Louie Aguiar vs. Denver	Jan. 4, 1998
61	Jerrel Wilson vs. Green Bay	Jan. 15, 1967
59	Jerrel Wilson vs. Minnesota	Jan. 11, 1970
56	Jerrel Wilson at Oakland	Jan. 4, 1970
56	Dustin Colquitt vs. Houston	Jan. 9, 2016

Highest Punting Average, Career (20 punts)

44.8	Dustin Colquitt (12 games: 1,938-43)	2005-19
43.4	Jerrel Wilson (7 games: 1,693-39)	1963-77
42.4	Bryan Barker (7 games: 1,613-38)	1990-93

Highest Punting Average, Game (4 punts)

52.3	Dustin Colquitt at IND (314-6)	Jan. 6, 2007
50.0	Dustin Colquitt vs. Tennessee (250-5)	Jan. 6, 2018
48.5	Jerrel Wilson vs. Minnesota (194-4)	Jan. 11, 1970
47.0	Jerrel Wilson at Oakland (302-6)	Dec. 22, 1968
46.4	Louie Aguiar vs. Denver (232-5)	Jan. 4, 1998

Punt Returns

Most Punt Returns, Career

11	Mike Garrett (6 games)	1966-70
10	Tyreek Hill (10 games)	2016-20
7	Danan Hughes (6 games)	1993-98

Most Punt Returns, Game

5	Tyreek Hill vs. Indianapolis	Jan. 12, 2019
4	Mike Garrett vs. Oakland	Jan. 4, 1970
4	Tamarick Vanover vs. Indianapolis	Jan. 7, 1996
4	Frankie Hammond Jr. at Houston	Jan. 9, 2016

Most Punt Return Yards, Career

84	Danan Hughes (6 games)	1993-98
73	Mike Garrett (6 games)	1966-70
61	Frankie Hammond Jr. (2 games)	2015
44	Tamarick Vanover (2 games)	1995-99

Most Punt Return Yards, Game

42	Danan Hughes at Houston	Jan. 16, 1994
37	Mike Garrett at Buffalo	Jan. 1, 1967
34	Tamarick Vanover vs. Indianapolis	Jan. 7, 1996
34	Frankie Hammond Jr. at Houston	Jan. 9, 2016
31	Danan Hughes vs. Pittsburgh	Jan. 8, 1994

Longest Punt Return

35	Danan Hughes at Houston	Jan. 16, 1994
27	Mike Garrett at Buffalo	Jan. 1, 1967
15	Danan Hughes vs. Pittsburgh	Jan. 8, 1994

Highest Punt Return Average, Career (10 returns)

6.6	Mike Garrett (6 games: 11-73)	1966-70
14.0	Danan Hughes at Houston (3-42)	Jan. 16, 1994
12.3	Mike Garrett at Buffalo (3-37)	Jan. 1, 1967
10.3	Danan Hughes vs. Pittsburgh (3-31)	Jan. 8, 1994

Most Touchdowns

0

Kickoff Returns

Most Kickoff Returns, Career

14	Mecole Hardman (6 games)	2019-20
10	John Stephens (3 games)	1993
10	Dante Hall (2 games)	2000-06
7	Quintin Demps (1 game)	2013
6	Tyreek Hill (10 games)	2016-20
6	Tremon Smith (2 games)	2018
5	Bert Coan (2 games)	1963-68
5	Noland Smith (1 game)	1967-69
5	Tamarick Vanover (2 games)	1995-99
5	Byron Pringle (6 games)	2018-20

Most Kickoff Returns, Game

7	Dante Hall vs. Indianapolis	Jan. 11, 2004
7	Quintin Demps at Indianapolis	Jan. 4, 2014
6	Mecole Hardman vs. Houston	Jan. 12, 2020
5	Noland Smith vs. Oakland	Dec. 22, 1968
5	John Stephens at Buffalo	Jan. 23, 1994

Most Kickoff Return Yards, Career

312	Mecole Hardman (6 games)	2019-20
-----	--------------------------	---------

PLAYOFF INDIVIDUAL

266 Dante Hall (2 games)	2000-06
199 John Stephens (3 games)	1993
196 Knile Davis (3 games)	2013-15
187 Quintin Demps (1 game)	2013
154 Ed Podolak (1 game)	1969-77
Most Kickoff Return Yards, Game	
208 Dante Hall vs. Indianapolis	Jan. 11, 2004
187 Quintin Demps at Indianapolis	Jan. 4, 2014
154 Ed Podolak vs. Miami	Dec. 25, 1971
142 Mecole Hardman vs. Houston	Jan. 12, 2020
106 Knile Davis at Houston	Jan. 9, 2016
99 Tremon Smith vs. New England	Jan. 20, 2019
90 Knile Davis at New England	Jan. 16, 2016
Longest Kickoff Return	
106 (TD) Knile Davis at Houston	Jan. 9, 2016
92 (TD) Dante Hall vs. Indianapolis	Jan. 11, 2004
78 Ed Podolak vs. Miami	Dec. 25, 1971
58 Mecole Hardman vs. Houston	Jan. 12, 2020
46 Dante Hall vs. Indianapolis	Jan. 11, 2004
36 Dexter McCluster vs. Baltimore	Jan. 9, 2011
35 Bert Coan at Buffalo	Jan. 1, 1967
Highest Kickoff Return Average, Career (10 returns)	
26.6 Dante Hall (2 games: 10-266)	2000-06
22.3 Mecole Hardman (6 games: 14-312)	2019-20
19.9 John Stephens (3 games: 10-199)	1993
Highest Kickoff Return Average, Game (3 returns)	
51.3 Ed Podolak vs. Miami (3-154)	Dec. 25, 1971
30.0 Knile Davis at New England (3-90)	Jan. 16, 2016
29.7 Dante Hall vs. Indianapolis (7-208)	Jan. 11, 2004
26.7 Quintin Demps at Indianapolis (7-187)	Jan. 4, 2014
24.8 Tremon Smith vs. New England (4-99)	Jan. 20, 2019
24.0 John Stephens vs. Pittsburgh (3-72)	Jan. 8, 1994
23.7 Mecole Hardman vs. Houston (6-142)	Jan. 12, 2020
23.0 Tamarick Vanover vs. Denver (3-69)	Jan. 4, 1998
Most Kickoff Return Touchdowns, Career	
1 Dante Hall (2 games)	2000-06
1 Knile Davis (2 games)	2013-15

Interceptions By

Most Interceptions, Career

5 Emmitt Thomas (7 games)	1966-78
4 Johnny Robinson (8 games)	1960-70
3 Jim Marsalis (4 games)	1969-75
3 Deron Cherry (4 games)	1981-91
Most Interceptions, Game	
2 Johnny Robinson vs. Houston	Dec. 23, 1962
2 Jim Marsalis at N.Y. Jets	Dec. 20, 1969
2 Emmitt Thomas at Oakland	Jan. 4, 1970
2 Deron Cherry vs. L.A. Raiders	Dec. 28, 1991
2 Ty Law at Indianapolis	Jan. 6, 2007
2 Husain Abdullah at Indianapolis	Jan. 4, 2014
Most Interception Return Yards, Career	
131 Johnny Robinson (8 games)	1960-71
101 Emmitt Thomas (7 games)	1966-78
65 Jim Marsalis (4 games)	1969-75
Most Interception Return Yards, Game	
72 Johnny Robinson at Buffalo	Jan. 1, 1967
69 Emmitt Thomas vs. Oakland	Jan. 4, 1970
50 Johnny Robinson vs. Houston	Dec. 23, 1962
Longest Interception Return	
72 Johnny Robinson at Buffalo	Jan. 1, 1967
62 Emmitt Thomas at Oakland	Jan. 4, 1970
43 Ty Law at Indianapolis	Jan. 6, 2007
37 Johnny Robinson vs. Houston	Dec. 23, 1962
Most Interception Return TDs, Career	
0	0

Sacks

Most Sacks, Career	
8.0 Frank Clark (6 games)	2019-20
6.5 Derrick Thomas (10 games)	1989-99
6.5 Neil Smith (9 games)	1988-96
5.0 Aaron Brown (6 games)	1966-72
4.0 Justin Houston (7 games)	2011-18
Most Sacks, Game	
3 Aaron Brown at Oakland	Jan. 4, 1970
3 Frank Clark vs. Houston	Jan. 12, 2020
2	10 times; By nine players
Last: Frank Clark vs. Buffalo	Jan. 24, 2021

PLAYOFF TEAM

Scoring

Most Points, Game

51 vs. Houston	Jan. 12, 2020
44 at Indianapolis	Jan. 4, 2014
38 vs. Buffalo	Jan. 24, 2021
35 vs. Tennessee	Jan. 19, 2020
31 at Buffalo	Jan. 1, 1967
31 vs. Indianapolis	Jan. 11, 2004
31 vs. Indianapolis	Jan. 12, 2019
31 vs. New England	Jan. 20, 2019
31 vs. San Francisco	Feb. 2, 2020
30 at Houston	Jan. 9, 2016
28 at Houston	Jan. 16, 1994

Most Touchdowns, Game

7 vs. Houston	Jan. 12, 2020
5 at Indianapolis	Jan. 4, 2014
5 vs. Tennessee	Jan. 19, 2020
5 vs. Buffalo	Jan. 24, 2021
4 at Buffalo	Jan. 1, 1967
4 at Houston	Jan. 16, 1994
4 vs. Indianapolis	Jan. 11, 2004
4 vs. Indianapolis	Jan. 12, 2019
4 vs. New England	Jan. 20, 2019
4 vs. San Francisco	Feb. 2, 2020
3 Four times; Last, vs. Tennessee	Jan. 6, 2018

First Downs

Most First Downs, Game

30 at Indianapolis	Jan. 4, 2014
29 vs. Indianapolis	Jan. 12, 2019
29 vs. Houston	Jan. 12, 2020
29 vs. Buffalo	Jan. 24, 2021
28 vs. Pittsburgh	Jan. 8, 1994
27 at New England	Jan. 16, 2016
27 vs. Tennessee	Jan. 19, 2020
26 vs. San Francisco	Feb. 2, 2020
24 at Miami	Dec. 31, 1994
24 vs. Indianapolis	Jan. 11, 2004
24 vs. Cleveland	Jan. 17, 2021
23 vs. Miami	Dec. 25, 1971

Fewest First Downs, Game

7 at Indianapolis	Jan. 6, 2007
8 vs. Baltimore	Jan. 9, 2011
13 at Oakland	Dec. 22, 1968
13 at Oakland	Jan. 4, 1970
14 Three times; Last, at Buffalo	Jan. 5, 1992

Net Yards Rushing and Passing

Most Net Yards, Game

513 at Indianapolis	Jan. 4, 2014
451 vs. Miami	Dec. 25, 1971
439 vs. Buffalo	Jan. 24, 2021
438 vs. Cleveland	Jan. 17, 2021
434 vs. Houston	Jan. 12, 2020
433 vs. Indianapolis	Jan. 12, 2019
414 at Miami	Dec. 31, 1994
408 vs. Indianapolis	Jan. 11, 2004
404 vs. Tennessee	Jan. 19, 2020
401 vs. Pittsburgh	Jan. 8, 1994

Fewest Net Yards, Game

126 at Indianapolis	Jan. 6, 2007
161 vs. Baltimore	Jan. 9, 2011
204 vs. L.A. Raiders	Dec. 28, 1991
207 at Oakland	Jan. 4, 1970
213 at Buffalo	Jan. 5, 1992

Rushing

Most Rushing Attempts, Game

54 vs. Houston	Dec. 23, 1962
44 vs. Miami	Dec. 25, 1971
41 vs. Minnesota	Jan. 11, 1970

Fewest Rushing Attempts, Game

12 vs. New England	Jan. 20, 2019
14 vs. Pittsburgh	Jan. 15, 2017
16 vs. Tennessee	Jan. 6, 2018
17 at Indianapolis	Jan. 6, 2007
17 at Tampa Bay	Feb. 7, 2021
18 at Houston	Jan. 16, 1994
19 vs. Green Bay	Jan. 15, 1967
19 at San Diego	Jan. 2, 1993
19 vs. Baltimore	Jan. 9, 2011

Most Rushing Yards, Game

213 vs. Miami	Dec. 25, 1971
199 vs. Houston	Dec. 23, 1962
196 vs. Indianapolis	Jan. 11, 2004
180 vs. Indianapolis	Jan. 12, 2019
151 vs. Minnesota	Jan. 11, 1970
150 at Indianapolis	Jan. 4, 2014

Fewest Rushing Yards, Game

41 vs. New England	Jan. 20, 2019
44 at Indianapolis	Jan. 6, 2007
52 at Buffalo	Jan. 23, 1994
61 at San Diego	Jan. 2, 1993
61 vs. Pittsburgh	Jan. 15, 2017
67 at N.Y. Jets	Dec. 28, 1968

Most Rushing Touchdowns, Game

4 vs. Indianapolis	Jan. 12, 2019
2 at Buffalo	Jan. 1, 1967
2 at Oakland	Jan. 4, 1970
2 vs. Miami	Dec. 25, 1971
2 vs. Indianapolis	Jan. 11, 2004
2 vs. Houston	Jan. 12, 2020
2 vs. Tennessee	Jan. 19, 2020
2 vs. San Francisco	Feb. 2, 2020
2 vs. Buffalo	Jan. 24, 2021

Passing

Most Passing Attempts, Game

52 at Buffalo	Jan. 23, 1994
50 at New England	Jan. 16, 2016
49 at Tampa Bay	Feb. 7, 2021
46 at Indianapolis	Jan. 4, 2014
44 vs. Pittsburgh	Jan. 8, 1994
42 vs. San Francisco	Feb. 2, 2020
41 vs. Indianapolis	Jan. 12, 2019
38 at Houston	Jan. 16, 1994
38 vs. Cleveland	Jan. 17, 2021
38 vs. Buffalo	Jan. 24, 2021
37 at New York Jets	Dec. 28, 1986
37 at Miami	Dec. 31, 1994
37 vs. Denver	Jan. 4, 1998

Fewest Passing Attempts, Game

14 vs. Houston	Dec. 23, 1962
----------------	---------------

PLAYOFF TEAM

14 vs. L.A. Raiders	Dec. 28, 1991
17 at Oakland	Jan. 4, 1970
17 vs. Minnesota	Jan. 11, 1970
Most Completions, Game	
30 at Indianapolis	Jan. 4, 2014
29 vs. Pittsburgh	Jan. 8, 1994
29 at New England	Jan. 16, 2016
29 vs. Buffalo	Jan. 24, 2021
27 vs. Indianapolis	Jan. 12, 2019
27 vs. Cleveland	Jan. 17, 2021
26 at Miami	Dec. 31, 1994
26 vs. San Francisco	Feb. 2, 2020
26 at Tampa Bay	Feb. 7, 2021
25 at Buffalo	Jan. 23, 1994
Fewest Completions, Game	
7 at Oakland	Jan. 4, 1970
9 vs. Houston	Dec. 23, 1962
9 vs. L.A. Raiders	Dec. 28, 1991
9 vs. Baltimore	Jan. 9, 2011
Most Gross Passing Yards, Game	
378 at Indianapolis	Jan. 4, 2014
325 vs. Buffalo	Jan. 24, 2021
323 at Buffalo	Jan. 23, 1994
321 vs. Houston	Jan. 12, 2020
321 vs. Cleveland	Jan. 17, 2021
314 at Miami	Dec. 31, 1994
299 at Houston	Jan. 16, 1994
299 vs. Pittsburgh	Jan. 8, 1994
Fewest Gross Passing Yards, Game	
70 vs. Baltimore	Jan. 9, 2011
88 vs. Houston	Dec. 23, 1962
79 vs. L.A. Raiders	Dec. 28, 1991
107 at Indianapolis	Jan. 6, 2007
Most Times Sacked, Game	
9 at Buffalo	Jan. 1, 1967
7 at San Diego	Jan. 2, 1993
6 vs. Houston	Dec. 23, 1962
6 vs. Green Bay	Jan. 15, 1967
Most Passing Touchdowns, Game	
5 vs. Houston	Jan. 12, 2020
4 at Indianapolis	Jan. 4, 2014
3 at Houston	Jan. 16, 1994
3 vs. New England	Jan. 20, 2019
3 vs. Tennessee	Jan. 19, 2020
3 vs. Buffalo	Jan. 24, 2021
2 Five times; Last vs. San Francisco	Feb. 2, 2020

Most Interceptions Thrown, Game	
4 at Oakland	Dec. 22, 1968
4 at Buffalo	Jan. 5, 1992
3 vs. Indianapolis	Jan. 7, 1996
3 vs. Baltimore	Jan. 9, 2011

Penalties

Most Penalties, Game	
10 at Buffalo	Jan. 5, 1992
9 vs. Tennessee	Jan. 19, 2020
8 vs. Tennessee	Jan. 6, 2018
7 Four times; Last vs. Cleveland	Jan. 17, 2021
Fewest Penalties, Game	
1 at N.Y. Jets	Dec. 28, 1986
2 at Indianapolis	Jan. 6, 2007
2 at Indianapolis	Jan. 4, 2014
3 Three times; Last vs. Buffalo	Jan. 24, 2021
Most Yards Penalized, Game	
68 vs. Tennessee	Jan. 6, 2018
65 vs. Denver	Jan. 4, 1998
63 at N.Y. Jets	Dec. 20, 1969
62 at San Diego	Jan. 2, 1993
Fewest Yards Penalized, Game	
5 at N.Y. Jets	Dec. 28, 1986
13 at Indianapolis	Jan. 6, 2007
15 at Miami	Dec. 31, 1994
15 at Indianapolis	Jan. 4, 2014
20 vs. L.A. Raiders	Dec. 28, 1991

Fumbles

Most Fumbles, Game	
5 at Oakland	Jan. 4, 1970
3 Five times; Last, vs. San Francisco	Feb. 2, 2020
Most Fumbles Lost, Game	
4 at Oakland	Jan. 4, 1970
2 vs. Miami	Dec. 25, 1971
2 vs. Baltimore	Jan. 9, 2011
Most Turnovers, Game	
5 vs. Baltimore	Jan. 9, 2011
4 at Oakland	Dec. 22, 1968
4 at Oakland	Jan. 4, 1970
4 vs. Miami	Dec. 25, 1971
4 at Buffalo	Jan. 5, 1992
4 vs. Indianapolis	Jan. 7, 1996

PLAYOFF TEAM DEFENSIVE

Scoring

Fewest Points Allowed, Game

0 at Houston	Jan. 9, 2016
6 at N.Y. Jets	Dec. 20, 1969
6 vs. L.A. Raiders	Dec. 28, 1991

Most Points Allowed, Game

45 at Indianapolis	Jan. 4, 2014
41 at Oakland	Dec. 22, 1968
38 vs. Indianapolis	Jan. 11, 2004
37 at Buffalo	Jan. 5, 1992
37 vs. New England (OT)	Jan. 20, 2019
35 vs. Green Bay	Jan. 15, 1967
35 at N.Y. Jets	Dec. 28, 1986

Fewest Touchdowns Allowed, Game

0 at N.Y. Jets	Dec. 20, 1969
0 vs. L.A. Raiders	Dec. 28, 1991
0 at Houston	Jan. 9, 2016
0 vs. Pittsburgh	Jan. 15, 2017

Most Touchdowns Allowed, Game

6 at Indianapolis	Jan. 4, 2014
5 vs. Green Bay	Jan. 15, 1967
5 at Oakland	Dec. 22, 1968
5 at N.Y. Jets	Dec. 28, 1986
5 vs. Indianapolis	Jan. 11, 2004
5 vs. New England	Jan. 20, 2019

First Downs

Fewest First Downs Allowed, Game

9 at Buffalo	Jan. 1, 1967
13 vs. Minnesota	Jan. 11, 1970
14 at Houston	Jan. 9, 2016
15 vs. Indianapolis	Jan. 12, 2019
16 Three times; Last vs. Denver	Jan. 4, 1998

Most First Downs Allowed, Game

36 vs. New England	Jan. 20, 2019
30 at Buffalo	Jan. 23, 1994
29 at Buffalo	Jan. 5, 1992
28 at Indianapolis	Jan. 6, 2007
28 at Indianapolis	Jan. 4, 2014
27 vs. Indianapolis	Jan. 11, 2004

Net Yards Rushing and Passing

Fewest Net Yards Allowed, Game

226 at Houston	Jan. 9, 2016
233 at Oakland	Jan. 4, 1970
235 at N.Y. Jets	Dec. 20, 1969
239 vs. Minnesota	Jan. 11, 1970
249 vs. Indianapolis	Jan. 7, 1996

Most Net Yards Allowed, Game

536 at Indianapolis	Jan. 4, 2014
524 vs. New England	Jan. 20, 2019
454 at Oakland	Dec. 22, 1968
448 at Buffalo	Jan. 5, 1992
442 vs. Houston	Jan. 12, 2020
435 at Indianapolis	Jan. 6, 2007
434 vs. Indianapolis	Jan. 11, 2004

Rushing

Fewest Rushing Attempts, Game

13 at Buffalo	Jan. 1, 1967
---------------	--------------

14 at Houston	Jan. 16, 1994
14 at New England	Jan. 16, 2016
14 vs. Indianapolis	Jan. 12, 2019
18 vs. Buffalo	Jan. 24, 2021
19 vs. Minnesota	Jan. 11, 1970
19 at Indianapolis	Jan. 4, 2014

Most Rushing Attempts, Game

48 vs. New England	Jan. 20, 2019
46 at Buffalo	Jan. 5, 1992
46 at Buffalo	Jan. 23, 1994
43 vs. Miami	Dec. 25, 1971

Fewest Rushing Yards Allowed, Game

38 at New England	Jan. 16, 2016
39 at Houston	Jan. 16, 1994
40 at Buffalo	Jan. 1, 1967
67 vs. Minnesota	Jan. 11, 1970

Most Rushing Yards Allowed, Game

229 at Buffalo	Jan. 23, 1994
202 vs. Tennessee	Jan. 6, 2018
192 at San Diego	Jan. 2, 1993
188 at Indianapolis	Jan. 6, 2007
180 at Buffalo	Jan. 5, 1992

Most Rushing Touchdowns Allowed, Game

4 vs. New England	Jan. 20, 2019
3 vs. Green Bay	Jan. 15, 1967
3 at Buffalo	Jan. 23, 1994
2 Four times; Last, vs. Indianapolis	Jan. 11, 2004

Passing

Fewest Passing Attempts Allowed, Game

19 vs. Denver	Jan. 4, 1998
23 at N.Y. Jets	Dec. 28, 1986
23 vs. L.A. Raiders	Dec. 28, 1991
23 at San Diego	Jan. 2, 1993

Most Passing Attempts Allowed, Game

52 vs. Houston	Jan. 12, 2020
48 vs. Buffalo	Jan. 24, 2021
46 vs. Houston	Dec. 23, 1962
46 vs. New England	Jan. 20, 2019
45 at Oakland	Jan. 4, 1970
45 at Indianapolis	Jan. 4, 2014
43 at Houston	Jan. 16, 1994
42 at New England	Jan. 16, 2016
42 vs. Pittsburgh	Jan. 16, 1994

Fewest Completions Allowed, Game

10 vs. Denver	Jan. 4, 1998
12 at Buffalo	Jan. 1, 1967
12 vs. L.A. Raiders	Dec. 28, 1991
12 vs. Indianapolis	Jan. 7, 1996

Most Completions Allowed, Game

32 at Houston	Jan. 16, 1994
31 at Indianapolis	Jan. 6, 2007
31 vs. Houston	Jan. 12, 2020
30 vs. New England	Jan. 20, 2019
29 at Indianapolis	Jan. 4, 2014
28 at New England	Jan. 16, 2016
28 vs. Buffalo	Jan. 24, 2021
25 vs. Baltimore	Jan. 9, 2011

Fewest Gross Passing Yards Allowed, Game

112 vs. Indianapolis	Jan. 7, 1996
136 at Houston	Jan. 9, 2016
140 vs. L.A. Raiders	Dec. 28, 1991
153 at N.Y. Jets	Dec. 28, 1986
160 at Buffalo	Jan. 23, 1994

PLAYOFF TEAM DEFENSIVE

Most Passing Yards Allowed, Game

443	at Indianapolis	Jan. 4, 2014
388	vs. Houston	Jan. 12, 2020
348	vs. New England	Jan. 20, 2019
347	at Oakland	Dec. 22, 1968
306	at Houston	Jan. 16, 1994
304	vs. Indianapolis	Jan. 11, 2004
302	at New England	Jan. 16, 2016

Most Passing Touchdowns Allowed, Game

5	at Oakland	Dec. 22, 1968
4	at Indianapolis	Jan. 4, 2014
3	Five times; Last, at Tampa Bay	Feb. 7, 2021

Sacks

Most Sacks, Game

9	at Houston	Jan. 16, 1994
5	at San Diego	Jan. 2, 1993
5	vs. Houston	Jan. 12, 2020
4	at Buffalo	Jan. 1, 1967
4	at Oakland	Jan. 4, 1970
4	vs. Baltimore	Jan. 9, 2011
4	vs. Buffalo	Jan. 24, 2021

Interceptions

Most Interceptions By, Game

5	vs. Houston	Dec. 23, 1962
4	at Oakland	Jan. 4, 1970
4	vs. L.A. Raiders	Dec. 28, 1991
4	at Houston	Jan. 9, 2016

PLAYOFF OPPONENT INDIVIDUAL

Single Game

Total Points

18 Fred Biletnikoff, Oakland	Dec. 22, 1968
18 Thurman Thomas, Buffalo	Jan. 23, 1994
18 Chris Boswell, Pittsburgh	Jan. 15, 2017
15 Scott Norwood, Buffalo	Jan. 5, 1992
14 Steve Christie, Buffalo	Jan. 23, 1994

Total Touchdowns

3 Fred Biletnikoff, Oakland	Dec. 22, 1968
3 Thurman Thomas, Buffalo	Jan. 23, 1994
2 Max McGee, Green Bay	Jan. 15, 1967
2 Elijah Pitts, Green Bay	Jan. 15, 1967
2 Warren Wells, Oakland	Dec. 22, 1968
2 Freeman McNeil, N.Y. Jets	Dec. 28, 1986
2 Andre Reed, Buffalo	Jan. 5, 1992
2 Terrell Davis, Denver	Jan. 4, 1998
2 Edgerrin James, Indianapolis	Jan. 11, 2004
2 T.Y. Hilton, Indianapolis	Jan. 4, 2014
2 Donald Brown, Indianapolis	Jan. 4, 2014
2 Rob Gronkowski, New England	Jan. 16, 2016
2 Rex Burkhead, New England	Jan. 20, 2019
2 Sony Michel, New England	Jan. 20, 2019
2 Rob Gronkowski, Tampa Bay	Feb. 7, 2021

Field Goals

6 Chris Boswell, Pittsburgh	Jan. 15, 2017
4 Tyler Bass, Buffalo	Jan. 24, 2021
3 Scott Norwood, Buffalo	Jan. 5, 1992
3 Steve Christie, Buffalo	Jan. 23, 1994
3 Adam Vinatieri, Indianapolis	Jan. 6, 2007
3 Billy Cundiff, Baltimore	Jan. 9, 2011
2 George Blanda, Oakland	Dec. 22, 1968
2 Jim Turner, N.Y. Jets	Dec. 20, 1969
2 Garo Yepremian, Miami	Dec. 25, 1971
2 Jeff Jaeger, L.A. Raiders	Dec. 28, 1991
2 Al Del Greco, Houston	Jan. 16, 1994
2 Pete Stoyanovich, Miami	Dec. 31, 1994
2 Stephen Gostkowski, New England	Jan. 16, 2016
2 Robbie Gould, San Francisco	Feb. 2, 2020

Pass Attempts (All 40+)

52 Deshaun Watson, Houston	Jan. 12, 2020
48 Josh Allen, Buffalo	Jan. 24, 2021
46 George Blanda, Houston	Dec. 23, 1962
46 Tom Brady, New England	Jan. 20, 2019
45 Andrew Luck, Indianapolis	Jan. 4, 2014
43 Warren Moon, Houston	Jan. 16, 1994
42 Neil O'Donnell, Pittsburgh	Jan. 8, 1994
42 Tom Brady, New England	Jan. 16, 2016
40 Joe Namath, N.Y. Jets	Dec. 20, 1969

Pass Completions

32 Warren Moon, Houston	Jan. 16, 1994
31 Peyton Manning, Indianapolis	Jan. 6, 2007
31 Deshaun Watson, Houston	Jan. 12, 2020
30 Tom Brady, New England	Jan. 20, 2019
29 Andrew Luck, Indianapolis	Jan. 4, 2014
28 Tom Brady, New England	Jan. 16, 2016
28 Josh Allen, Buffalo	Jan. 24, 2021
25 Joe Flacco, Baltimore	Jan. 9, 2011

Passing Yards (All 300+)

443 Andrew Luck, Indianapolis	Jan. 4, 2014
388 Deshaun Watson, Houston	Jan. 12, 2020
348 Tom Brady, New England	Jan. 20, 2019
345 Daryle Lamonica, Oakland	Dec. 22, 1968
306 Warren Moon, Houston	Jan. 16, 1994

304 Peyton Manning, Indianapolis	Jan. 11, 2004
302 Tom Brady, New England	Jan. 16, 2016

Long Pass

69 Jack Kemp	
to Elbert Dubenion, Buffalo	Jan. 1, 1967

Touchdown Passes

5 Daryle Lamonica, Oakland	Dec. 22, 1968
4 Andrew Luck, Indianapolis	Jan. 4, 2014
3 Pat Ryan, N.Y. Jets	Dec. 28, 1986
3 Jim Kelly, Buffalo	Jan. 5, 1992
3 Neil O'Donnell, Pittsburgh	Jan. 8, 1994
3 Peyton Manning, Indianapolis	Jan. 11, 2004
3 Tom Brady, Tampa Bay	Feb. 7, 2021

Interceptions Thrown

5 George Blanda, Houston	Dec. 23, 1962
4 Todd Marinovich, L.A. Raiders	Dec. 28, 1991
4 Brian Hoyer, Houston	Jan. 9, 2016
3 Joe Namath, N.Y. Jets	Dec. 20, 1969
3 Daryle Lamonica, Oakland	Jan. 4, 1970
3 Jim Kelly, Buffalo	Jan. 5, 1992
3 Peyton Manning, Indianapolis	Jan. 6, 2007
3 Andrew Luck, Indianapolis	Jan. 4, 2014

Rushing Attempts

33 Thurman Thomas, Buffalo	Jan. 23, 1994
31 Freeman McNeil, N.Y. Jets	Dec. 28, 1986
30 Le'Veon Bell, Pittsburgh	Jan. 15, 2017
29 Sony Michel, New England	Jan. 20, 2019
26 Edgerrin James, Indianapolis	Jan. 11, 2004
25 Leroy Thompson, Pittsburgh	Jan. 8, 1993
25 Terrell Davis, Denver	Jan. 4, 1998
25 Joseph Addai, Indianapolis	Jan. 6, 2007

Rushing Yards (All 100+)

186 Thurman Thomas, Buffalo	Jan. 23, 1994
170 Le'Veon Bell, Pittsburgh	Jan. 15, 2017
156 Derrick Henry, Tennessee	Jan. 6, 2018
135 Freeman McNeil, N.Y. Jets	Dec. 28, 1986
125 Edgerrin James, Indianapolis	Jan. 11, 2004
122 Joseph Addai, Indianapolis	Jan. 6, 2007
119 Marion Butts, San Diego	Jan. 2, 1993
113 Sony Michel, New England	Jan. 20, 2019
107 Nick Bell, L.A. Raiders	Dec. 28, 1991
101 Terrell Davis, Denver	Jan. 4, 1998
100 Thurman Thomas, Buffalo	Jan. 5, 1992

Rushing Touchdowns

3 Thurman Thomas, Buffalo	Jan. 23, 1994
2 Elijah Pitts, Green Bay	Jan. 15, 1967
2 Freeman McNeil, N.Y. Jets	Dec. 28, 1986
2 Terrell Davis, Denver	Jan. 4, 1998
2 Edgerrin James, Indianapolis	Jan. 11, 2004
2 Rex Burkhead, New England	Jan. 20, 2019
2 Sony Michel, New England	Jan. 20, 2019

Long Run

54 Marion Butts, San Diego	Jan. 2, 1993
----------------------------	--------------

Pass Receptions

13 T.Y. Hilton, Indianapolis	Jan. 4, 2014
10 Todd Heap, Baltimore	Jan. 9, 2011
10 Julian Edelman, New England	Jan. 16, 2016
9 Haywood Jeffires, Houston	Jan. 16, 1994
9 Dallas Clark, Indianapolis	Jan. 6, 2007
8 Charles Smith, Oakland	Jan. 4, 1970
7 Max McGee, Green Bay	Jan. 15, 1967
7 Fred Biletnikoff, Oakland	Dec. 22, 1968
7 John Henderson, Minnesota	Jan. 1, 1970
7 Paul Warfield, Miami	Dec. 25, 1971

PLAYOFF OPPONENT INDIVIDUAL

7 Jeff Graham, Pittsburgh	Jan. 8, 1994
7 Joseph Addai, Indianapolis	Jan. 6, 2007
7 Rob Gronkowski, New England	Jan. 16, 2016
7 Julian Edelman, New England	Jan. 20, 2019
7 Cole Beasley, Buffalo	Jan. 24, 2021
Receiving Yards (All 100+)	
224 T.Y. Hilton, Indianapolis	Jan. 4, 2014
180 Fred Biletnikoff, Oakland	Dec. 22, 1968
140 Paul Warfield, Miami	Dec. 25, 1971
138 Max McGee, Green Bay	Jan. 15, 1967
127 Bobby Burnett, Buffalo	Jan. 11, 1967
118 DeAndre Hopkins, Houston	Jan. 12, 2020
111 John Henderson, Minnesota	Jan. 11, 1970
108 Todd Heap, Baltimore	Jan. 9, 2011
108 Antonio Brown, Pittsburgh	Jan. 15, 2017
103 Dallas Clark, Indianapolis	Jan. 6, 2007
100 Andre Reed, Buffalo	Jan. 5, 1992
100 Julian Edelman, New England	Jan. 16, 2016
Touchdown Receptions	
3 Fred Biletnikoff, Oakland	Dec. 22, 1968
2 Max McGee, Green Bay	Jan. 15, 1967
2 Warren Wells, Oakland	Dec. 22, 1968

2 Andre Reed, Buffalo	Jan. 5, 1992
2 T.Y. Hilton, Indianapolis	Jan. 4, 2014
2 Rob Gronkowski, New England	Jan. 16, 2016
2 Rob Gronkowski, Tampa Bay	Feb. 7, 2021
Interceptions Made	
2 Kirby Jackson, Buffalo	Jan. 5, 1992
Long Interception Return	
50 Willie Wood, Green Bay	Jan. 15, 1967
Long Punt Return	
26 Russell Copeland, Buffalo	Jan. 23, 1994
Long Kickoff Return	
52 George Atkinson, Oakland	Jan. 4, 1970
Long Punt	
64 Reggie Roby, Miami	Jan. 5, 1991
Long Field Goal (All 50+)	
58 Pete Stoyanovich, Miami	Jan. 5, 1991
52 Ryan Succop, Tampa Bay	Feb. 7, 2021
51 Tyler Bass, Buffalo	Jan. 24, 2021
50 Adam Vinatieri, Indianapolis	Jan. 6, 2007
Sacks	
3 Gerald Williams, Pittsburgh	Jan. 8, 1994
3 Whitney Mercilus, Houston	Jan. 9, 2016

FEATURE CLIPS



TEAM

1. **Chiefs** reach naming-rights deal for Arrowhead Stadium with Lee's Summit-based GEHA (2)
2. Midwest Dairy, Harvesters and the **Chiefs** Provide New Equipment to Local Food Pantries (5)
3. FMA: **Chiefs'** model with Patrick Mahomes sets NFL standard, plus Training Camp Tour observations (7)
4. 'GEHA Field at Arrowhead' seeks to align with **KC Chiefs'** 'Patrick Mahomes generation' (12)
5. **Kansas City Chiefs** unveil spectacular renovated Hall of Honor at Arrowhead Stadium (14)

EXECUTIVES/COACHES

1. A conversation with Chiefs QB coach **Mike Kafka** about coaching Patrick Mahomes and stretching boundaries (16)
2. CBS Sports Ranks **Andy Reid** as the NFL's Best Head Coach (20)
3. Changes to Chiefs coaching staff could reap big rewards (21)
4. Chiefs finally deliver **Andy Reid's** historic 100th franchise win (23)

PLAYERS

1. Inspired by Chiefs' **Derrick Nnadi**, pet food company pays adoption fees for dogs at KC shelter (25)
2. Chiefs' **L'Jarius Sneed** garners national accolades as 'absolute steal' of 2020 draft (26)
3. 15 and the Mahomies providing 30,000 meals to food banks in east Texas (27)
4. Chiefs' **Chris Jones** starts charity foundation. Here's why its mission focuses on kids (28)
5. Through '15 and the Mahomies,' **Patrick Mahomes** lends support to new HBCU Heritage Bowl (30)
6. Chiefs find talent, value and durability in drafting **Nick Bolton, Creed Humphrey** (31)
7. **Nick Bolton** Of Frisco Lone Star Overcomes Adversity To Get Drafted By Kansas City Chiefs (35)
8. Chiefs' **Travis Kelce**, Operation Breakthrough break ground on new STEM lab (37)
9. Promising **LB Willie Gay** quickly making up for lost time, opportunities in OTAs (39)
10. Super Bowl champion and pandemic orderly **Laurent Duvernay-Tardif**: Be bigger than your sport (42)
11. **Laurent Duvernay-Tardif** Named Recipient of the Muhammad Ali Sports Humanitarian Award (46)
12. Rookie TE **Noah Gray** on Chiefs Camp: "There's a Standard Here and I'm Trying to Uphold It" (47)
13. Sporting KC: **Mahomes'** ownership stake reflects his passion for the club, city (49)
14. The Offseason Education of **Patrick Mahomes** (51)
15. No Stranger to Being the Underdog, **Khalen Saunders** Embraces Comeback Opportunity (56)
16. **Jody Fortson** on His Long Journey to the Chiefs' 53-Man Roster: "I Just Kept Working" (58)
17. Chiefs CB **L'Jarius Sneed** launches Big Brothers Big Sisters initiatives (61)
18. Before Chiefs, **Creed Humphrey's** ascending path was propelled by years of wrestling (63)
19. A promise to his father: Why **Orlando Brown** left the Baltimore Ravens for the Kansas City Chiefs (70)
20. Chiefs running back **Darrel Williams** turned mom's tears into hollers of happiness (74)
21. **Nick Bolton** Named NFL Defensive Rookie of the Month (76)
22. Speed is the 'easy answer' when describing Kansas City Chiefs' **Tyreek Hill** (77)
23. Kansas City Chiefs second-year punter **Tommy Townsend** happy to see 'hard work' pay off (80)
24. There's deeper meaning in KC Chiefs safety **Tyrann Mathieu's** man of the year nomination (82)

(Team)

Chiefs reach naming-rights deal for Arrowhead Stadium with Lee's Summit-based GEHA

Herbie Teope

March 5, 2021

KC Star

Kansas City's Arrowhead Stadium has a new name effective for the 2021 NFL season.

Lee's Summit-based Government Employees Health Association (GEHA) will have its name highlighted at 1 Arrowhead Drive as the stadium's first sponsor, the team announced Thursday.

The stadium's full name will now be GEHA Field at Arrowhead Stadium.

The Chiefs' 76,416-seat stadium, renovated in 2009, plays host to the team's home games.

Financial terms of the agreement with GEHA (which is pronounced G.E.H.A., as letters, like NFL or NCAA) were not disclosed. But the contract runs through the end of the Chiefs' current stadium-lease agreement, [which expires in 2031](#), with the Jackson County Sports Complex Authority.

Many teams around the NFL have had sponsorship deals for their respective venues for years. But Thursday's announcement marks the first time in Chiefs history that the organization has sold naming rights to its tradition-rich venue since construction began in 1968.

The stadium opened for its first full season of games in 1972.

"We are extremely proud and excited to announce our naming rights agreement with GEHA," Chiefs president Mark Donovan said in a statement. "When we set out to find a partner for the field at Arrowhead, it was critical to identify a national leader that shares our core values, as well as a deep connection to the local community and respect for Chiefs Kingdom.

"Our relationship with GEHA over the last few years has only served to reinforce the alignment between our two organizations and proven their strong, long-standing relationship with the local community. This expanded partnership will continue to build lasting health and wellness programs that support the team, GEHA and our community."

The Chiefs and quarterback Patrick Mahomes already had a relationship with GEHA. The parties [signed a partnership deal](#) in 2019. In addition to being the Chiefs' exclusive partner for health, dental and vision plans, [the Chiefs also held two season ticket-holder fan events](#) presented by GEHA during their 2020 training camp at Arrowhead.

Thursday's deal further cemented the strong association already in place.

"It's something that's actually worked out very well for both sides because we've got a really good understanding of each other," Donovan told The Star.

GEHA, which was founded in 1937, is a provider of health, dental and vision plans to federal employees, retired military members, families and dependents, [according to the organization's website](#). The company employs about 1,200 people in Eastern Jackson County and counts in excess of 2 million clients.

“Expanding our commitment to the team and community with naming rights for GEHA Field at Arrowhead Stadium is the natural extension of the partnership we first put in place with the Chiefs in 2019,” GEHA chief growth officer Shannon Horgan said in a statement. “Through our relationship with the Chiefs, we have been able to accelerate awareness of GEHA’s mission, the breadth of our provider networks, and the quality of our health plans.

“The opportunity to grow our brand helps us reinvest in the families and individuals we serve and will be an invaluable benefit to current and future GEHA members. Expanding this partnership will help GEHA do what we do best – serve those who serve us.”

Donovan, who has been with the Chiefs since 2009, said that the Chiefs organization has had its share of potential suitors over the past years. But the team’s desire to find a local partner that understood the longstanding tradition of Arrowhead Stadium and the team’s fan base, referred to as “Chiefs Kingdom,” proved essential in any potential deal.

With GEHA’s ties to the city, it didn’t take long for the Chiefs to grasp that they found the right partner.

“We knew we were in a good place with GEHA when in the very first meeting they told us that if they were going to actually execute this that they would demand that Arrowhead stay part of the name, because they understand that,” Donovan said. “They understand the importance of that.”

Horgan agreed.

“The Arrowhead name means so much to the Kansas City community,” Horgan told The Star in a telephone interview. “And frankly, we employ 1,500 people in the local K.C. market, as well, so it means a lot to our employees and fans alike.

“The starting point in this deal was really how can we maintain that Arrowhead name and brand, and just be part of it. That’s where we landed with GEHA Field at Arrowhead Stadium.”

According to the Chiefs’ announcement, stadium staff members will begin integrating GEHA branding and logo assets throughout the stadium in coming months. New stadium signage is scheduled to be place when the Chiefs kick off the 2021 regular season, the Chiefs said.

With the Chiefs’ home stadium name now sponsored, there are only four remaining NFL stadiums without a corporate naming-rights partnership: Lambeau Field in Green Bay, Wisc.; Bills Stadium in Orchard Park, N.Y.; Paul Brown Stadium in Cincinnati; and Soldier Field in Chicago. Bills Stadium was previously known as New Era Field from 2006 to 2020.

The Chiefs’ neighboring professional sports venue at the Truman Sports Complex, the Kansas City Royals’ Kauffman Stadium, is one of just 10 Major League Baseball stadiums without naming rights. That ballpark opened as Royals Stadium in 1973 before being renamed for franchise founder Ewing Kauffman in 1993.

In downtown Kansas City, the T-Mobile Center, formerly known as Sprint Center, typically plays host to an assortment of sports and entertainment events, including the Big 12 Men's Basketball Tournament set for March 10-13.

And in Independence, just east of the Truman Sports Complex down Interstate-70, the Kansas City Mavericks minor-league hockey team plays at Cable Dahmer Arena, formerly known as Silverstein Eye Centers Arena.

(Team)

Midwest Dairy, Harvesters and the Chiefs Provide New Equipment to Local Food Pantries

Midwest Dairy chose to reallocate their partnership activation funds with the Chiefs toward new refrigeration units for 10 local food pantries

Matt McMullen

July 31, 2021

Chiefs.com

The pandemic hindered any sense of normalcy throughout the football season last year, from the protocols on the field to outreach events in our community, but as we saw time and time again, those hurdles – while often difficult to navigate – couldn't stop those in a position to help from making our town a better place to live.

That was certainly the case for the folks at Midwest Dairy, who chose to repurpose their partnership activation funds with the Chiefs this past year – which were originally intended to hold school assemblies and other various events – to instead purchase refrigeration units for 10 local food pantries in the Kansas City metro.

They could have rolled the funds over into the 2021 season or simply allocated them somewhere else, but without any fanfare or celebration, they chose to simply help those in need by combining their activation budget with a Hometown Grant through GENYOUth.

"Dairy is one of the most requested items at food banks, and often times, they don't have the storage space to keep it. They're limited on space, and on top of that, refrigeration units are expensive," said Robyn Stuewe, RD, LD, Manager of Wellness at Midwest Dairy. "We've worked in the food insecurity space for a while now, and it felt like a great opportunity to do something that would really have a lasting effect."

The Chiefs teamed up with Harvesters to identify the recipients of the refrigeration units, which will provide the selected pantries with the ability to store and distribute more perishable products to their network of food insecure families.

"This was a very important opportunity for us, because for several years now, we've really been trying to put a focus on distributing more and more fresh produce, and in order to do that safely, we need to have refrigeration units throughout our agency network," said Sarah Biles, Director of Communications for Harvesters. "Milk is also a very important and in-demand item, particularly for children, and these units will house those products, too."

That enhanced ability is already serving families in Jackson (MO), Wyandotte (KS) and Johnson (KS) counties, including the folks at the Don Bosco Center in downtown Kansas City.

"It was quite a surprise. We were in desperate need for an additional refrigerator – we do a lot of cheese and milk – so it's been quite a blessing," said Anne Miller, Senior Center Director at the Don Bosco Center. "We were having to juggle using a refrigerator down the street in another building, so it's helped in our efficiency in serving our seniors and disabled adults. It's much more convenient."

The 10 selected pantries serve 2,000 households every month on average, and with their new refrigeration units now up and running, that assistance just received some serious reinforcements as facilities like the Don Bosco Center help those facing the most difficult of circumstances.

It's tangible relief that was born out of our collective, pandemic-induced departure from normal life, but as we've seen throughout our nation over the past year, those who want to make a difference will find a way.

"It brings me joy to work for an organization that looks out for others and wants to help people in our community," Stuewe said. "Our great partnership with the Chiefs allows us to do some really fun things, like bringing excitement into schools, but to be able to partner in this way and do something that will benefit many families across the metro is so special."

(Team)

FMIA: Chiefs' model with Patrick Mahomes sets NFL standard, plus Training Camp Tour observations

Peter King

August 8, 2021

NBC Sports

ST. JOSEPH, Mo.—[Patrick Mahomes](#), with a throbbing turf toe on his left foot and assorted bruises from the beating he'd just taken from the Bucs, was dispirited walking off the field after the 31-9 Super Bowl loss six months ago. For the first time in 54 NFL starts, Mahomes hadn't led his team to a single touchdown. On this night, the biggest factor wasn't Mahomes stinking it up—it was a cobbled-together offensive line that leaked enough to get Mahomes hit or significantly pressured 29 times, likely the biggest beatdown of a quarterback in Super Bowl history.

One of the first people Mahomes saw post-game was GM Brett Veach.

“Trust me,” Veach told him. “We're gonna get this line right.”

It's a strange time in the NFL, with angry quarterbacks in Green Bay, Philadelphia and Houston trying to force their way off teams—and another in Seattle possibly on simmer. [Tom Brady](#) did the power play, politely, a year ago, and it worked wonders for him. Power to the Quarterbacks!

I thought of all that watching Mahomes and his Kansas City mates practice Thursday and Friday mornings at Western Missouri State University. I looked down from the media perch up a hill from the toasty practice field, and this is the first-unit offensive line I saw shielding Mahomes:

Left tackle: [Orlando Brown](#), acquired in trade from Baltimore on April 23.

Left guard: [Joe Thuney](#), the best guard on the free-agent market, signed March 18.

Center: [Creed Humphrey](#), rookie, drafted 63rd overall on April 30.

Right guard: [Trey Smith](#), rookie, drafted 226th overall on May 1.

Right tackle: [Lucas Niang](#), in his first NFL camp, a COVID opt-out last year as a third-round rookie. ([Mike Remmers](#), out with a back injury, could take this job when healthy.)

Five for five, for now. All new. I don't recall in my 37 years covering the NFL ever seeing a prime Super Bowl contender with a brand-new offensive line—or any major position group with every starter a new import. We'll see if those five guys start five weeks from now in the opener against Cleveland, or if maybe one or two other newbies—[Austin Blythe](#) or [Kyle Long](#)—win jobs up front.

But that's not the point of this column.

The Lead: Chiefs' model

The point: Veach and coach Andy Reid realize Mahomes, a 25-year-old gift to modern quarterbacking, is the meal ticket for the entire franchise. It's not kowtowing to Mahomes to promise him the GM will fix a woeful line. It's not kowtowing to Mahomes when Reid runs a play Mahomes suggests, and the coach does it often (I've got a one for you later in that category.) It's smart. And I think the Packers can learn from this, and the Eagles and Texans and Seahawks too.

Say what you want about the Packers going 26-6 with a traditional football structure—GMs pick players, coaches coach, players play—and criticize Rodgers for wanting, as he said, “to be more involved in conversations directly affecting my job.” But is it really smart to do things that make your best player seethe? Is it really smart to not provide him the best tools, large and small, to help him win? It seems smart to say to your franchise player, “Tell me what you think. Let's talk.”

Mahomes, Reid and Veach comprise the modern triumvirate atop a football team, a model for franchises to study. Mahomes knows it.

“The big thing is, they really want to win and so do I,” Mahomes told me after practice Thursday, framed by some western Missouri woods, occasionally talking over some cicadas.

“I think whenever you look around the league, every guy that's kind of had some stuff happen this off season, they just want to win,” he said. “They want to win Super Bowls. Having coach Reid and having Brett Veach, and knowing the commitment they have for this organization and to win, that's what allowed me to sign the contract that I did. I knew that those guys were going to be around. I had talked to them before that and I knew they were going to surround me with great players and a chance to win every single season. We hold each other accountable. That's why I think that we have this relationship that we have.”

Quick rundown of the column before we get back to my primer of the partnership of a quarterback and his team:

- Brandon Staley, a Division III defensive coordinator five years ago today, now has the fate of a Los Angeles sports franchise in his hands. “My path doesn't make a lot of sense to people,” he tells me. Staley also introduces me to a new word.
- One heck of a message from the 2026 NFL commissioner, Peyton Manning, Sunday night in his Hall of Fame induction speech. “I'm not done with football,” Manning said near the end of it. “I never will be. I am committing to ensuring its future.”
- The future of [Russell Wilson](#), who has started all 160 Seattle games since draft day 2012, and updates on other Seahawkisms.
- I get into a new book about communicating with Gen Z players, written by the son of a Pro Football Hall of Famer. The NFL's paying attention.
- [Drew Lock](#) and [Teddy Bridgewater](#) throw camp incompletions. The [Aaron Rodgers](#) Watch continues in Colorado.
- The miscellany: The best HoF speech nugget, [Von Miller](#)'s cool jacket, the four most infuriating words in travel, the meaning of \$2,529,411.76, the versatility of Pat

Surtain, [Quandre Diggs](#) gets a memorable FaceTime call from two friendly rivals, the franchise that's gained \$740 million in value in COVID times, Jarrett Bell with a gem of a story, I love the HOF Cliffs Notes speeches, and let's all celebrate Diana Taurasi and Sue Bird.

- Mahomes, by the way, on that offensively feeble Super Bowl: "For us to go out there and not be able to get in the end zone at all, it's something that will kind of haunt me for the rest of my career."

Well then.

Camp: Chiefs

At dinner last Thursday night in St. Joseph, Veach brought along one of the stars of "Modern Family," Eric Stonestreet, a two-time Emmy winner, native of Kansas City, Kans., in town to watch camp and worship his lifelong favorite team. As Veach and I were talking about the simpatico Mahomes/Reid/Veatch relationship, Stonestreet said something that resonated.

"He's *our* quarterback," said Stonestreet, 49. "For the first time in my life—for the first time in most of current Kansas City fans' lives—we have *our own* quarterback. The other guys weren't ours. They weren't permanent. They were band-aids. Not Patrick."

Everything Mahomes does charms the fan base. They liked it last year when he bought a stake in the Royals, they liked it this year when he bought a stake in Sporting Kansas City (the MLS team)—they even liked it when he announced he was bringing his favorite Texas burger chain, Whataburger, to the Kansas City area. They loved it when he committed to the team with a 12-year contract last year. Collectively, Mahomes showed he was putting down serious roots.

I always thought a seminal moment for Mahomes came late in 2018, when Reid fired ace running back [Kareem Hunt](#) for not being forthcoming with him on a domestic-abuse issue. The next day, Mahomes, younger than 50 of the 53 players on the roster, asked to speak to the team, and Reid said yes. His message was, essentially: *We can be friends with Kareem forever, but we can't let this wreck our season.* The franchise knew it had something precocious and special in Mahomes, but that day sealed it. And the franchise has responded in kind.

"He's got a great pulse of the team," Veach said. "Smart players have an innate feel of their responsibility inside the team. He has that, and he's been able to stay humble while becoming a global product. We would be doing a great disservice to the franchise long-term if we didn't engage him on the important issues that affect our team. His play warrants, his impact warrants it."

Mahomes also just gets it. He gets all facets of the organization. After he made his first Pro Bowl in 2018, he inscribed a Pro Bowl jersey for Veach—his biggest pre-2017 draft champion in the organization—with this: "Thanks for believing in me from the beginning! Let's go get some rings!"

I asked Veach about the problems other teams are having with their franchise quarterbacks, particularly in Green Bay, where Rodgers went to the edge of a cliff with the franchise before finally agreeing to report just before training camp.

"I guess to use Green Bay as an example—clearly I don't know the ins and outs of the issues there," Veach said. "But I find it hard to believe that what happened there could happen here."

Brady was 42 when he got his amicable divorce with New England. Rodgers almost got his freedom (and still may next year) at 37. Sometimes players just get sick of their surroundings and want to start over. But it's not just a seniority thing. [Deshaun Watson](#)'s 25 and desperately wants out of Houston. [Carson Wentz](#) basically went rogue late last season in Philly, at age 27, and got himself traded. The disputes can come at any time ... if the relationships are not nurtured well.

Reid is the Big Kahuna in Kansas City, of course. Nothing happens without him. But he's also the Big Listener. The biggest play of the team's Super Bowl season came with the Niners up 20-10 with 7:17 left in the game; it was third-and-15 from the Kansas City 35-yard line, and on a replay challenge, Mahomes came to the sidelines to discuss the next desperation play. "Do we have time to run 'Wasp?'" Mahomes said, a quote that is emblazoned on the brain of every Eric Stonestreet in the team's vast fan base. Mahomes thought this play ("Wasp" is the abbreviation) could get [Tyreek Hill](#) free against a single safety downfield. "If he feels it, I'm giving it to him," Reid said, and so Mahomes picked the play that turned the game around. The completion went for 43 yards and started the onslaught that led to the first Super Bowl title for Kansas City in a half-century.

The other day, I asked Mahomes to pick a more recent play that illustrated his chemistry with Reid. "I don't know if you remember," Mahomes said. "But early in the season we had that play against the Chargers where Tyreek kind of ran like a triple move and I sprinted out to the right and threw him a [54-yard] touchdown. It actually went off a route that we had ran against the Chargers in the year prior, where he ran a double move and they covered it really well. I went to coach Reid and I was like, 'You think we have time to let him do three moves?'"

"I look at stuff that we do in the game, and games prior, even stuff that Alex [Smith] did when he was here. I say, *You think we can do it this way or that way?*' He [Reid] has no hesitation on trying it. I think that's been the biggest thing. There's some of them that we run that don't work at all that we don't talk about. But he will always give me a chance to try because he feels like if I believe in it, I can make it work."

The play to Hill was in the gameplan already—Mahomes had advocated for it with Reid, and Reid had it in that week. So the fact that Mahomes brought it to Reid, and Reid liked it, and Reid had it in the gameplan ... it shouldn't come as a surprise that the coach okayed the QB's idea at a fairly crucial point of the game—KC down 17-9, and struggling, midway through the third quarter.

"I meet with Patrick Fridays and then with the quarterbacks again Saturday, and we rank the plays the way we like 'em," Reid told me. "I say, 'If there's something you don't like, be honest with me, and we'll just get rid of it.' I mean, we got 200 plays. What we want to call in the game we should feel pretty good about. Patrick's good at suggesting things that have a good chance to work."

It's a good partnership. Reid and Veach will be joined at the hip through at least 2025, long enough to enter quarterback-middle-age with their partner, Mahomes. Anyone out there paying attention to how such a partnership should work the right way?

After two days in KC camp...

Mahomes on his surgically repaired turf toe: "This is the best it's felt since before the playoffs last year. Haven't had to take any days off or any plays off." ... Yes, Mahomes does want to be part of an ownership group for an NBA franchise in Kansas City. Baseball and soccer, cool. Basketball would be his dream. "He's been talking about it a lot," said [Tyrann Mathieu](#) ... Reid spent chunks of time this offseason dealing with the fallout of his son, former linebackers coach Britt Reid, critically injuring a 5-year-old girl when he struck her family's vehicle three days before the Super Bowl. Britt Reid has pleaded not guilty to felony DWI charges and awaits trial. "Life's full of balances," Andy Reid said. "We all have challenges. I'm sensitive to the little girl and her family. I'm sensitive to Britt and his family." ... [Jerick McKinnon](#) made \$17 million in San Francisco, but it was one injury after another in three washout seasons trying to be a feature back. He's wearing number one and looks good here.

(Team)

‘GEHA Field at Arrowhead’ seeks to align with KC Chiefs’ ‘Patrick Mahomes generation’

Blair Kerkhoff

August 26, 2021

KC Star

For 49 seasons, fans have cheered, jeered and tailgated around the parking lot in the communal setting of Arrowhead Stadium. Officially, that ended on Thursday, a day before the first, and only, home game of this Chiefs preseason.

The cheering and tailgating won't change. What's changed in the stadium's name.

When the Chiefs kick off against the Minnesota Vikings around 7:05 p.m. Friday, they'll do so at GEHA Field at Arrowhead.

The stadium opened in 1972, a shared space with Royals Stadium, now Kauffman Stadium, at the revolutionary Truman Sports Complex located east of downtown Kansas City. And the Chiefs resisted changing or altering the name of their home venue for nearly a half century.

Starting Friday, fans will enter a stadium named for Government Employee Health Association, a Lee's Summit headquartered-business that supplies medical and dental plans for federal employees and retirees and their families.

GEHA, [founded in 1937 at Union Station](#), has about 2 million customers.

"We have an excellent product and excellent service and we want to increase our presence and ability to serve additional federal employees and military retirees," said GEHA CEO Art Nizza.

The length of the deal and financial information weren't disclosed. But no fan entering or sitting in the stadium will miss the new signage.

The Chiefs had previously considered sponsorship opportunities. Chiefs chairman and CEO Clark Hunt said the timing was right now.

"We've been open to having the right partner, and that's what I would say about GEHA," Hunt said. "It's a local company, and truthfully a company we didn't know much about as an organization."

That started to change in recent years. In 2019, the company signed a partnership deal with quarterback Patrick Mahomes.

"GEHA, the partnership I've had with them has been special," Mahomes said in a 50-yard-line interview conducted by Chiefs radio play-by-play broadcaster Mitch Holthus. "For them to now be a part of this stadium and it be GEHA Field, it's just the start of a special relationship they'll have with the Kansas City community."

Besides the partnership with Mahomes, GEHA became the presenting sponsor of the Chiefs' digital show "The Franchise," and the stadium's Drum Deck. [A naming rights arrangement was reported](#) as a possibility in 2020.

Keeping "Arrowhead" in the stadium name was important, Hunt said.

"One of the important elements is we've retained Arrowhead in the name," Hunt said. "For many generations of fans the stadium will always be Arrowhead.

"But for a new generation, a Patrick Mahomes generation of fans, it will be GEHA Field at Arrowhead. I think our fans understand how important it is to have great partners like GEHA to help us put a winning product on the field and compete for championships."

The Chiefs are among the last teams in the NFL to arrange corporate sponsorship for naming rights. They played their first two preseason games against the San Francisco 49ers at Levi's Stadium and Arizona Cardinals at State Farm Stadium. Their first regular-season road game, on Sept. 19 will be at Baltimore at M&T Bank Stadium.

Among the earliest examples of stadiums named for companies in sports: Wrigley Field, home of the Chicago Cubs, was named for chewing gum magnate William Wrigley in 1926.

In the NFL, one of the earliest examples of selling naming rights was Rich Stadium. In 1972, the Buffalo Bills' new venue was named for a local food products company.

(Team)

Kansas City Chiefs unveil spectacular renovated Hall of Honor at Arrowhead Stadium

Herbie Teope

September 10, 2021

KC Star

The Chiefs spent the offseason with numerous upgrades and renovations at the team's training facility and Arrowhead Stadium.

The players saw their new locker room in late August, and fans will see new gold seats in the club levels.

But one new standout feature at Arrowhead Stadium is sure to capture imagination and feelings of nostalgia, as the Chiefs on Thursday night unveiled a completely renovated Hall of Honor.

From the big-screen televisions to HD touch-screen monitors on the walls to the bronze head statues and staggered displays of the great players to wear a Chiefs uniform, the Hall of Honor was built to impress.

"This Hall is magnificent," said longtime Chiefs play-by-play announcer Mitch Holthus, who emceed the event. "It is a Hall for the fans, but it is a Hall for every one of you players.

"It is also a Hall to remember the beginnings in what has become in many ways a one-of-a-kind franchise."

Chiefs chairman and CEO Clark Hunt agreed.

"I'm standing here looking at a screen that's got to be 16 to 18 feet across, and it just blows you away," Hunt said. "I mean, it's really, really that special."

Chiefs team president Mark Donovan said on July 26 that the venture to upgrade the Hall of Honor cost "almost \$9 million," and the stunning result showed it was worth every penny.

With Chiefs greats Bobby Bell, Jan Stenerud, Will Shields, Willie Lanier, Neil Smith, Christian Okoye and Tamba Hali, among others, present for the ribbon-cutting ceremony, the renovated Hall of Honor links the past to the present.

The team's deep tradition was especially important to the Hunt family.

"We are where we are today because of the contributions of the players, the coaches and administrators who helped build this franchise," Hunt said. "The men showcased in this Hall helped shape the Chiefs. That's why we created the Hall of Honor back in 2010 and why we invested the resources over the last two years to enhance it.

“We are committed to honoring tradition. It is an important part of our mission as an organization. It is important to me and my family that our history is woven throughout the identity of the franchise. We celebrate it and we our fans to enjoy it.”

There were plenty of smiles throughout the space, as distinguished guests made their way from display to display. Numerous former Chiefs players also took a few minutes to watch multiple videos of their greatest plays.

And through it all, there was little doubt the Chiefs accomplished their mission of keeping the memories of the great players and spirit of tradition alive.

“For this great organization, for them to include you in any way, honestly, it’s so humbling, it’s so rewarding for all the hard work you put in,” former Chiefs wide receiver Dante Hall said. “Maybe one day when I’m an old man, I can bring my kids here and be like, ‘Look, your dad did enough that the Chiefs felt like I should be in this beautiful Hall of Honor.’”

“And that to me is what I think of. Like, wow, I did enough, they appreciate me enough to add me among all these great players, this great organization. That’s a beautiful thing.”

(Mike Kafka)

A conversation with Chiefs QB coach Mike Kafka about coaching Patrick Mahomes and stretching boundaries

Ted Nguyen

June 16, 2021

The Athletic

Mike Kafka started his NFL coaching career as an offensive quality control coach under Andy Reid in 2017, but his working relationship with Reid started well before that. Reid was the head coach of the Eagles when they drafted Kafka in 2010. At Northwestern, Kafka played quarterback in a spread-option system that emphasized the zone read and the quick passing game. While Reid's offense was trending away from the West Coast and to the spread with the Eagles, it was nowhere near the wide-open system with all of the freedom given to the quarterback that it is now with the [Chiefs](#).

"Playing in (Reid's) offense, there wasn't a ton of ability to adjust routes. There were some 'kills' — run to pass or pass to run. There was some of that, but really nothing of what you see in today's offensive systems and what we do with the Chiefs," Kafka said. "You know there's just so much flexibility to adjust routes and plays. I think that it's awesome if the quarterback can handle it, you have to run with it. You have to center around what he's comfortable doing, what the other guys in the huddle are comfortable getting accomplished."

Reid has always been adaptive to the talent he has. When he had Michael Vick with the Eagles, he implemented spread-option concepts in his offense. When he had All-Pro running back Jamaal Charles, Reid found ways to get the ball in his hands. Now, with [Patrick Mahomes](#), [Tyreek Hill](#) and [Travis Kelce](#), Reid's offense has evolved into a hybrid of West Coast concepts, vertical concepts and run-pass options.

Kafka, who became the Chiefs quarterback coach in 2018 and added passing game coordinator to his title in 2020, has the task of aiding that evolution through working directly with Mahomes as his position coach and collaborating with Reid, offensive coordinator Eric Bieniemy and the rest of the offensive staff to add concepts and ideas to one of the most distinctive offenses in the NFL through new designs or borrowing from the lower levels. Kafka likes to keep an eye on what college coaches he likes — for example, Steve Sarkisian (Texas) and Marcus Arroyo (UNLV) — are doing. He even mentioned watching high schools in Texas for inspiration. The Chiefs have not been shy about taking concepts from the lower levels and presenting them at the pro level.

"As you continue to evolve with concepts and schemes, I think that's where we've taken steps forward over the last couple years of ... I don't want to say being ahead of the curve because a lot of these things are already taking place in college and high school, but sometimes you're first to show it in the league," Kafka said. "Sometimes, it just takes a few years for it to get up all the

way up to the NFL. We're not afraid to show those type of things and try it and work it out and just kind of fit it to who we are."

Before the Chiefs unveil these concepts, they have to experiment with them in practice to see how they look, to see if the coaches think it can work in the NFL and if they have to tinker with the ideas. Not everything they try makes it to the game-day call sheet. Some plays end up on the cutting-room floor. Experimentation can cost teams valuable practice time, and I can see why some teams shy away from it, but the Chiefs embrace it. Their willingness to do it keeps them a little ahead of the curve. Also, having Mahomes and the weapons they possess pushes them to rethink what is possible on the field.

Said Kafka: "We give them a huge volume of plays in the offseason, whether it's new ideas or tweaks to certain things that we may have done last season. And so we're always continuing trying to build it out, give us complements, and a lot of times when you run a bunch of new plays in the offseason something happens where maybe a guy messes up on a route, but we might go back there and go, 'You know what, that may be better in the first place.' So it's a constant evolution."

The most obvious example of those designs is "Wasp," one of the most talked-about plays in the past few years. In Super Bowl LIV, the Chiefs were down 10 points against the 49ers and faced third-and-15 with 7:13 remaining in the game. Mahomes suggested the team run "Wasp." The coaches listened, and the rest is history.

"The threat of Tyreek (Hill) right in the middle of the field is huge, and so teams just started to collapse on us a little bit and try and to bracket it in the middle of the field," Kafka explained. The "angle v" route isn't new. Reid used to call it for [DeSean Jackson](#) and Jeremy Maclin when he was with the Eagles, but the length of the "Wasp" version and how the Chiefs implemented it as a complement to their deadly four-verticals concept made it that much more effective.

The play was designed to complement their four-verticals concept, with Hill running one of the inside verticals.

The play required Mahomes to take a huge, deep drop with five-man protection and a running back chip. Mahomes had the arm to make the deep throw under duress, and Hill had the speed to run the long route. It's a great play design, one that's hard to stop, but the Chiefs are one of just a few teams with the players necessary to execute this design.

Another remarkable play design that comes to mind is Hill's 54-yard touchdown catch in Week 2 last season against the Los Angeles Chargers. The Chiefs were having a lackluster offensive performance and were down eight points at the beginning of the fourth quarter when they blindsided the Chargers with one of the most spectacular plays of the season.

The play was a boot with an H-back on the play side to block the end, so Mahomes would have the time and space to get outside of the pocket and load up for a big throw. Hill ran a deep post corner route that broke outside around 25 yards downfield. The ball traveled more than 50 yards in the air and hit Hill in the only spot where he could catch the ball against tight coverage. There aren't many coaching staffs that will design a play requiring their quarterback to execute a rollout and throw the ball 50 yards in the air to the corner, but the Chiefs make a concerted effort to push the boundaries of what they can do.

“When we use the speed that we have — we’re lucky to have that — and the skill, you can try and stretch the boundaries as much as we can,” Kafka said. “We’ve gone through and had plays where we were like, ‘All right now, even though we have all this speed, this concept is probably asking too much of them.’ But you don’t know until you try it, right? So you gotta have that ability to at least see it out, try and detail it as best you can, and then go, ‘That didn’t work. Let’s just move on to the next thing.’”

I tried to press Kafka to give me an example of a play that was left on the cutting-room floor. He said there is one, but the Chiefs have revisited and tinkered with it, so we might see it run in an actual game someday. That’s happened before with the Chiefs. They’ve pulled out “failed” plays from their experiments from years ago and tweaked them with different protection or ballhandling, liked how they looked and timed up better, and added them to the playbook.

Coaching a quarterback like Mahomes doesn’t just force Kafka to reevaluate the rules of traditional play design. It also forces him to reevaluate some of the fundamental aspects of quarterback play. For example, Mahomes has a tendency to drift in the pocket, making life harder on his tackles, but at the same time, his natural ability to buy time and hit big plays makes him special. Kafka and the Chiefs staff have to straddle that line between letting him play loose while staying within the structure of the offense.

“You got to allow him to be himself. I know there are times where drifting in the pocket becomes an issue, right? It’s going to put more pressure on your tackles. It’s going to put more pressure on the guards now because now things are getting strung out a little bit, and he realizes that,” Kafka said. “But it’s a fine line, and I try to work within that line of, ‘All right, I understand why you dropped back a little bit longer, but let’s continue to work and push up in the pocket.’ It’s reminders and repping that in practice and getting that ingrained.”

Luckily for the staff, Mahomes is self-aware and will be the first one to acknowledge when he’s drifting or freelancing too much. He knows when he needs to climb the pocket more or take bigger hitches. That makes him coachable and allows the staff to keep things fluid with him, which in turn creates an optimal environment for a player like Mahomes to thrive.

Kafka’s talk about the flexibility of playing the quarterback position is a departure from Reid’s West Coast origins, where every detail of playing quarterback was rigid and mechanical — every drop had to be perfectly synced with the route being run on the play. The view on how to quarterback has changed. Locking quarterbacks into hard-and-fast rules produced robots, and robots have a difficult time adjusting and doing things like throwing off-platform or adapting when a defense does something unexpected. Mahomes might not have had the room to develop into the best passer in the world in the circumstances of Reid’s old offenses. Aside from the physical gifts, Mahomes has a natural feel for playing the game. With the Chiefs, he has the freedom to trust his instincts. Conversely, Mahomes has been a huge influence on Kafka and the coaching staff.

“He’s challenged me in a lot of ways, probably for the better, because he definitely teaches me to be patient, to have an open mind. Early on in his career, we might have been in a different spot with our eyes initially, but being able to take a step back, see what he saw, and go, ‘OK, cool. I like where your eyes are at.’ That’s a good idea and then maybe try and direct them to, ‘Hey, maybe if we’ve got our eyes here a little bit quicker, that might open (this route).’ It’s been a great conversation — we’ve had open conversations about just those types of things.”

Even seemingly small details, such as where a quarterback's eyes should be on certain concepts, might be different for Mahomes, but Kafka is open to working with what Mahomes instinctively wants to do and helping him to refine it. That's adaptive coaching that allows a player to not only be himself but also be a better version of himself.

(Andy Reid)

CBS Sports Ranks Andy Reid as the NFL's Best Head Coach

Reid has tallied 98 victories during his tenure in Kansas City

Matt McMullen

June 30, 2021

Chiefs.com

The folks at CBS Sports [ranked every head coach in the NFL earlier this week](#), considering both past performance and future outlook in their evaluation while identifying the best coaches in the business. They went through all 32 teams in their rankings, with Kansas City Chiefs' Head Coach Andy Reid checking in at No. 1.

Here's what CBS Sports' Cody Benjamin wrote about Coach Reid:

"It seems darn near impossible to think of Reid without Patrick Mahomes, the NFL's model QB and arguably the most naturally gifted passer this side of Aaron Rodgers. But there's evidence for Reid's coaching ability well beyond No. 15: He went 14 strong years in Philadelphia, guiding a whopping five NFC title-game appearances, then instantly coaxed playoff results from Alex Smith in Kansas City, all before completely remaking his own offense to capitalize on Mahomes and his weapons' backyard-ball athleticism. For years, he always approached the big game. Then he won it. Now, as the perfect player-friendly and always-creative overseer of some of the NFL's best talent, he's a perennial candidate to win it all again."

Reid is simply one of the greatest coaches in NFL history, amassing 238 total wins (regular and postseason) during his illustrious career – the fifth-most in NFL history. His 17 career postseason victories rank fourth in league history, trailing only Bill Belichick (31), Tom Landry (20) and Don Shula (19).

Since arriving in Kansas City back in 2013, Reid has led the Chiefs to 98 total victories – the second-most in the NFL during that span behind only New England – while tallying five division championships, three AFC Championship Game appearances, two conference titles and a victory in Super Bowl LIV.

He's simply the best head coach in the business, and as the Chiefs eye a third-straight trip to the Super Bowl this season, Reid is just getting started.

For a look at the entire list, [click here](#).

(Greg Lewis and Joe Bleymaier)

Changes to Chiefs coaching staff could reap big rewards

Dave Skretta

August 18, 2021

AP

ST. JOSEPH, Mo. (AP) — The Kansas City Chiefs have been required to make changes to their coaching staff over the years, the natural byproduct of success, as top assistants such as Doug Pederson and Matt Nagy got hired away for better jobs elsewhere.

This past offseason, though, Andy Reid made some changes that seemed unnecessary at first glance.

It began when running backs coach Deland McCullough left for a job as the associate head coach at Indiana, opening up a job once held by current Chiefs offensive coordinator Eric Bieniemy. Rather than simply hire someone to replace McCullough, Reid decided to move wide receivers coach Greg Lewis into the role — even though his work with Tyreek Hill and the rest of the Chiefs' pass-catching crew has been a big reason for their offensive success.

That began a game of musical chairs, of course.

Joe Bleymaier moved from the quarterbacks room, where he was helping Patrick Mahomes become one of the league's best players, to handle the wide receivers. David Girardi moved into that role as assistant quarterbacks coach, and his spot was taken by Connor Embree, who was working on the defensive side.

So why did Reid agree to so much maneuvering on a staff returning from back-to-back AFC titles relatively intact?

"I want guys to have the opportunity to grow," Reid said.

"Greg actually came to me about wanting the challenge of coaching the running backs," he continued, "and as you guys know about how I feel about Greg, he's very, very intelligent, has a great feel for the game, did a phenomenal job with the wide receivers. And now he's able to learn that other side — the protection side and all that goes into coaching the running backs and the run game, and still give them tips in the pass game to make them even better than what they are now."

It's a position that the 41-year-old Lewis, who spent eight years playing wide receiver in the NFL, has never coached before, and he's taking on the job for a team that once again has Super Bowl aspirations.

No pressure there.

Yet the change could come at the perfect time. Several wide receivers, such as Demarcus Robinson and Mecole Hardman, appeared to stagnate in their development the past couple of

seasons. And with the departure of Sammy Watkins in free agency, the Chiefs are desperate for someone to establish themselves as the No. 2 wide receiver.

Just maybe, Bleymaier will be able to pull something out of them.

“It’s a little unique with Greg still being here, Coach Lewis being just down the hall,” Bleymaier said. “I go to him daily for questions, advice, our guys go to him. I’m the new wide receiver coach, but we kind of just gained an extra receiver coach because Greg is still there, and the guys feel free to go talk to him as well. So it’s been seamless at least for me.”

As for the running backs room, Lewis brings a unique skillset that could push Clyde Edwards-Helaire and the rest of his buddies to a whole new level. The Chiefs have always required them to be just as adept at catching the ball as running it, and Lewis should be able to help them with releases, refining their routes and even blocking downfield.

Edwards-Helaire had 36 catches for nearly 400 yards last season, even though he missed three games to injuries. Darrel Williams and current free agent Le’Veon Bell also had roles in the passing game.

“I don’t see it as a challenge. I see all of us as football coaches,” Lewis said as the Chiefs wrapped up camp at Missouri Western State University, and looked forward to their second preseason game in Arizona on Friday night.

“For me,” Lewis said, “it’s understanding the different aspects of the game. ... Obviously, I haven’t played running back, but I understand football and I’ve been around great players, great coaches, and I think I am going to bring some more insight to just help them develop and help us be better as a group.”

(Andy Reid)

Chiefs finally deliver Andy Reid's historic 100th franchise win

Tod Palmer

October 3, 2021

KSHB

KANSAS CITY, Mo. — The third time was the charm.

Andy Reid has been on the cusp of NFL history for three weeks, but the Kansas City Chiefs have left him teetering on the precipice with back-to-back losses.

Since a season-opening win, Reid's been stuck on 99 total wins with the Chiefs.

But [Sunday's 42-30 romp](#) against the Eagles — a franchise Reid led to 140 wins in 14 seasons from 1999 through 2012, including the playoffs — gave Reid a historic milestone.

He is the first coach in NFL history to lead two different franchises to 100 total wins.

Reid went 130-93-1 with Philadelphia in the regular season and 10-9 in the postseason. He's now 93-39 within Kansas City during the regular season and 7-6 in the playoffs, including the Super Bowl LIV victory that likely cemented his Hall of Fame candidacy.

"I really hadn't thought much about it," Reid said. "Every game is like the last game or the first game, I guess you'd say. But it's quite a deal, it's quite an accomplishment. I've been lucky to have been around great people — whether it's coaches, players, ownership. It's not a one-man show, so I've been very fortunate that way."

Chiefs Chairman and CEO Clark Hunt presented Reid with a game ball in the locker room after the victory to celebrate the achievement.

"No coach has ever done that before," said running back Clyde Edwards-Helaire. "Being able to come in and help him get that, it's one of those things that was on my mind."

It was on all the players' minds, though perhaps not at the forefront given the surprise September struggles.

"We players, we weren't like, 'Oh, we've got to go get Coach his 100th win,' we were like, 'We've got to get a win,'" Edwards-Helaire said. "It wasn't pinpointed, but everybody knew. It isn't like the whole world didn't know he was going for his 100th win and we're playing in Philly."

Quarterback Patrick Mahomes — who is 39-11 in his NFL career, all with Reid as the head coach — is used to people marveling at him, but he took a moment to marvel instead at Reid's accomplishment even after a five-touchdown day.

"I think it's special to him, for sure," Mahomes said. "Being in Philadelphia, he kind of became Andy Reid, in a sense, in Philadelphia. Now, to be able to go to Kansas City and build what he's

built here and get that 100th win in Philadelphia — obviously, he’s going to keep on going, he has a lot of dreams for this season — but he’ll definitely take in this moment for a second at least.”

Mahomes, who has won an MVP and Super Bowl MVP in his time with Reid, can’t imagine playing for any other coach.

“No offense to Philly, but I’m glad they let him go and he’s coaching us here in Kansas City,” Mahomes said.

Reid said Philadelphia welcomed him back to town for the first time since 2013 with a room full of his favorite treats.

“The people here have been phenomenal since I got here,” he said. “My room was loaded with food. It was good to have a cheesesteak and a lot of other things. It’s good to be back and doing that here.”

Reid wasn’t overly sentimental about the moment, saying he’s “glad it took place and it’s over now, so we can move on” and adding that he “loved every minute” of his time in Philadelphia.

Still, Mahomes hopes he’s remembered more for all that they have and will accomplish together when the final chapter of Reid’s surefire Hall of Fame career ends.

“I think when you look back on it, you’ll know him as a Kansas City Chief,” Mahomes said. “The way he’s able to build up this organization from day one and win, and build up to where we won the Super Bowl and got back to the Super Bowl, and now where we’re at now. He’s building something, and he’ll continue to build it.”

(Derrick Nnadi)

Inspired by Chiefs' Derrick Nnadi, pet food company pays adoption fees for dogs at KC shelter

Heidi Schmidt

February 8, 2021

Fox 4 KC

KANSAS CITY, Mo. — KC Pet Project is celebrating an amazing Chiefs football season. Even though the Chiefs didn't win Super Bowl LV, there is still a bright side.

The animal shelter says all 88 dogs at its shelter can be adopted for free thanks to Ziwi pets.

Ziwi pets, a pet food company from New Zealand, sponsored the adoptions of the dozens of pets. The company will also give new pet parents a pet pack with treats to take home.

ZIWI says it was inspired to help after seeing the partnership KC Pet Project has with Chiefs defensive tackle Derrick Nnadi. The [Derrick Nnadi Foundation celebrated winning the Super Bowl in 2020](#) by paying adoption fees for more than 100 dogs. He renewed the effort for the past season.

KC Pet Project has two metro locations, one at Zona Rosa and the other at its [main campus](#).

You can also [view adoptable pets online on KC Pet Project's website](#).

(L’Jarius Sneed)

Chiefs’ L’Jarius Sneed garners national accolades as ‘absolute steal’ of 2020 draft

Pete Grathoff

February 18, 2021

KC Star

A [collarbone injury limited](#) Chiefs rookie cornerback L’Jarius Sneed to nine games this season, but he made an impact with three interceptions and two sacks.

Sneed added [two more sacks in the playoffs](#), and caught the attention of national NFL observers.

CBS Sports’ Chris Trapasso, an NFL player analyst, redrafted last year’s draft, and moved Sneed up a whopping 131 picks. The Chiefs grabbed Sneed in the third round (138th overall pick), but [Trapasso’s redraft](#) had Sneed going seventh overall.

“Sneed was quite easily the finest rookie cornerback in the NFL last season,” Trapasso wrote.

Pro Football Focus rated Sneed as easily the best rookie cornerback in 2020, and Austin Gayle sang his praises:

Nick Shook of the NFL Network wrote, “[Sneed has been an absolute steal](#), filling a versatile defensive back role for the Chiefs.” Shook gave the Chiefs overall draft class a B-plus on Wednesday.

Sneed also landed on Shook’s list of [unsung heroes on each NFL team](#). He wrote in part: “Sneed posted the fourth-best rate of targeted EPA among all defensive backs with at least 30 targets on the year, trailing only Xavien Howard, Jaire Alexander and Bryce Callahan while taking away 18 total points from opponents this season. Those are names folks are used to hearing, or in the case of Callahan, soon will be, and Sneed played at their level while flying under the radar in 2020.”

Pro Football Writers of America had Sneed on its [all-rookie team](#) for the 2020 NFL season.

Benjamin Solak of the Draft Network also put Sneed on its [all-rookie team](#).

“Sneed’s wicked straight-line explosiveness and long speed allow him to work on the outside and carry routes downfield, but a player with little coverage background shouldn’t be so naturally comfortable with his back to the ball working through the catch point. I’m excited to see if he can keep this up in 2021 and beyond,” Solak wrote.

(Patrick Mahomes)

15 and the Mahomies providing 30,000 meals to food banks in east Texas

Meals donated for winter storm relief

David Medina

February 24, 2021

Fox 4 KC

KANSAS CITY, Mo. — Chiefs quarterback Patrick Mahomes is once again making difference off the field.

15 and the Mahomies, an organization started by Mahomes, is providing 30,000 meals to the East Texas Food Bank in Tyler, Texas, where Mahomes was born and raised.

"The East Texas Food Bank is so grateful to our hometown hero Patrick Mahomes and the 15 and the Mahomies Foundation for their continued support of our hunger-relief work," East Texas Food Bank Chief Executive Officer, Dennis Cullinane, said. "Their recent donation will provide enough food for approximately 30,000 meals total, with 15,000 meals going to our two upcoming drive-thru distributions at Lindsey Park in Tyler."

The efforts by the organization hope to help people affected by last week's winter storm that devastated the state.

Many people in Texas are still recovering from the storm, [which left millions without water and power](#).

The organization will hold food distribution events on Feb. 27 and March 5.

(Chris Jones)

Chiefs' Chris Jones starts charity foundation. Here's why its mission focuses on kids

Sam McDowell

February 24, 2021

KC Star

Back in high school in small-town Houston, Mississippi, Chiefs defensive lineman Chris Jones had a classmate who was unable to play basketball because he couldn't afford a pair of shoes. Jones caught wind of it, and so he offered up his own.

Never mind that they were about five sizes too big. Never mind that they were Jones' only pair.

If you take a trip inside that school, a couple of administrators will still tell you that story. They can't forget it.

Years later, in a better position of means, Jones is still aiming to create the same effect. Jones announced Tuesday the formation of the [Sack Nation Foundation](#), a charitable organization that's mission is "to improve the health and well-being of young people in underserved communities."

You know, like the one from which he came.

"I was actually one of those kids in a poverty community that I wasn't able to play sports early on in my early age because of financial standpoints," Jones said in a Zoom call announcing the foundation Tuesday. "... It resonates with me not only in this situation but throughout my life and how I approach the game and how I go about myself."

When The Star visited Houston in late 2019 to [share Jones' story](#), his mother, Mary Woodhouse, said she couldn't afford to pay for her son's football equipment. Jones got off to a late start on the sport that would blossom into a career paying him handsomely. He didn't have his own bed even, instead sleeping on his grandmother's living room couch, his feet hanging off the edge.

Over the past few years, as he's considered starting a foundation, a "soul-searching" process led him to believe helping kids in similar situations would be its cause.

"I always feel like kids are what keeps the world moving, the youth, the young generation," Jones said. "A lot of kids don't get the opportunity because of their situation at home or their parents can't afford it. For me personally, I just want to be able to help kids, to put them in a position to get noticed or even just be part of a family, be part of a team or be part of something greater than themselves."

The operation began Tuesday with such a donation. The Sack Nation Foundation is providing the opportunity for 300 kids and their siblings to play flag football through the YMCA of Greater

Kansas City. Some of those kids were on the Zoom call Tuesday, and Jones began by taking their questions.

Can you also play basketball?

Does it hurt to tackle?

Can girls play football too?

For the record: One thousand percent; Sometimes, but not if you're tackling a skinny guy; and of course they can.

The organization's plans include future events in Kansas City, during training camp in St. Joseph and back in Jones' Mississippi hometown.

"The sky's the limit here," Jones said.

Last offseason, Jones had been franchise-tagged by the Chiefs, his future in Kansas City uncertain.

This year, he spoke of the security — a multi-year contract — and how it prompted the opportunity to fulfill a dream of a different kind.

"Kansas City embraced me like family. They welcomed me with open arms," Jones said. "They took a chance on me, man. This city took a chance on me. I'm just trying to make the best of it. It's always been my goal to give back."

(Patrick Mahomes)

Through '15 and the Mahomies,' Patrick Mahomes lends support to new HBCU Heritage Bowl

Blair Kerkhoff

March 25, 2021

KC Star

Patrick Mahomes and his 15 and the Mahomies foundation has become a multi-year partner with the HBCS Legacy Bowl, the Black College Football Hall of Fame announced on Thursday.

The [Legacy Bowl](#) is a postseason [all-star game](#) that will showcase NFL Draft-eligible players from historically Black colleges and universities.

The first game will be played in February 2022 — the Saturday after the Super Bowl — at Tulane University's Yulman Stadium in New Orleans.

The NFL Network and Pro Football Hall of Fame also are partners in the game.

Named for the Chiefs quarterback and his uniform number, [15 and the Mahomies](#) was established in 2019 to support charitable causes.

(Nick Bolton and Creed Humphrey)

Chiefs find talent, value and durability in drafting Nick Bolton, Creed Humphrey

Nate Taylor

May 1, 2021

The Athletic

When the Kansas City Chiefs called linebacker [Nick Bolton](#), he looked at his smartphone, recognizing the 816 area code, in awe. Twenty minutes later, center [Creed Humphrey](#) felt the same emotion.

In the past few weeks, the Chiefs had done plenty of research on Bolton and Humphrey, the two prospects the team selected Friday in the second round of the NFL Draft.

Bolton and Humphrey each had a few videoconference meetings with the Chiefs, and each conversation was positive for both parties. With that understanding, Bolton and Humphrey were still overwhelmed when general manager Brett Veach informed them that they would join the Chiefs' roster. But Bolton and Humphrey also anticipated such a start to their NFL careers. Within seconds of getting off the phone with Veach and coach Andy Reid, Bolton and Humphrey each donned a Chiefs ballcap while being surrounded by joyous family members.

"Playing for the Chiefs is a dream come true," Bolton said. "I knew they liked me. Being at Missouri, they could see me a lot. I want to win. I want to be part of a legacy and leave my mark in the NFL, so I feel like I conveyed that message to them."

In many ways, Friday was a dream scenario for the Chiefs and their two newest players.

The Chiefs, representing Kansas City and the Midwest region, were diligent in scouting Bolton at Missouri and Humphrey and Oklahoma to great lengths, even amid the coronavirus pandemic. The Chiefs also knew that most teams ahead of them when the second round started weren't coveting a linebacker or center. On the Chiefs' draft board, Veach and Reid agreed that selecting a linebacker and center would fill roster needs, both for the upcoming season and in the future.

Although Veach is known for trading up in past drafts to ensure the Chiefs select their desired prospect, he showed proper discipline and patience Friday. Sure, the Chiefs answered phone calls from other teams hoping to execute a trade for the No. 58 pick, but the Chiefs refused those offers. Veach vowed to have the team select the best player available with that pick and the No. 63 pick. The best available prospects on the Chiefs' board each time — Bolton and Humphrey — just happened to play a position where the team needed an influx of youthful production.

"We were extremely excited about him," Veach said of Bolton. "He can play at the Mike position and Will position. He's got sideline-to-sideline range. He's tough, smart and can make all the

(defensive) calls. (Middle linebacker) Anthony Hitchens is one of the guys who does a lot for us. But when Hitchens goes down, we're really looking to add depth there."

Veach acknowledged that he was quite surprised that Humphrey was still available with the 63rd pick. Ahead of the Chiefs in the second round, various teams — including rivals such as the Las Vegas Raiders, the Los Angeles Chargers and the Buffalo Bills — selected prospects who were either a receiver, defensive end or a safety.

"We were certainly a benefactor of that," Veach said of Humphrey. "Too good of a player to pass up."

Last week, even before acquiring left tackle Orlando Brown Jr. via a blockbuster trade with the Baltimore Ravens, Veach mentioned that he felt the most valuable picks in the draft could come from teams selecting in the late-second round to the middle of the third round. With the 58th pick, the Chiefs acquired Bolton, who was the 39th-ranked prospect in the draft class, according to Dane Brugler, *The Athletic's* NFL Draft analyst. Brugler had Humphrey, selected with the 63rd pick, ranked as the 46th-best prospect.

"I've got a special place in my heart for Missouri," said Reid, who was the offensive-line assistant at the school from 1989-91, when discussing Bolton. "Orlando told us to go get Creed when he was here. He goes, 'There's a good one at Oklahoma you need to take a peek at.' We already had our eye on him, but it was neat for Orlando to put it out there to us that way."

When evaluating Bolton and Humphrey's performances in college, the two players shared similar traits and attributes. Veach and Reid each noticed the intelligence that Bolton and Humphrey demonstrated on the field as leaders. The Chiefs are optimistic that both players can compete for a starting role because of their steady production.

As a two-year starter at Missouri, Bolton was a team captain and led the Tigers last season with 95 tackles. He also recorded 7.5 stops for loss, two sacks and five pass breakups. Known for his speed, Bolton was an effective defender in coverage while being a reliable tackler in open space.

"Being smart and instinctual, that's how I play, so I feel like bringing that to an NFL team will put myself in a position to play," Bolton said. "I'm just ready to go out there and have a chance to compete."

Listed at 5-foot-11 and 237 pounds, the Chiefs are expected to pair him in futures seasons with second-year linebacker Willie Gay Jr., whom the Chiefs selected in the second round of last year's draft. Gay used his Twitter account to both predict the Chiefs were going to selecting Bolton and to express his approval of the team's decision. Bolton and Gay have been friends for the past four years since they met at a recruiting camp at Mississippi State.

"What you're going to get with him is just an all-out, aggressive, smart player," Reid said of Bolton. "A great tackler, great ball skills in the pass game and tremendous leadership. We're a little bit short just on bodies at our linebacker spot, so this helps us there."

Humphrey, meanwhile, listed at 6-foot-4 and 302 pounds, was the second-ranked center in the draft class, according to Brugler. In 37 starts as Oklahoma's center, Humphrey didn't allow a sack and he gave up just two quarterback hits, according to Pro Football Focus. Humphrey earned the Big 12 Offensive Lineman of the Year honor as both a sophomore and junior. Known

for playing with outstanding strength, Humphrey has used his wrestling background and mental toughness to outwork his opponent.

As a left-handed center, Humphrey is capable of snapping the ball with either hand. He supported star quarterbacks in college, too, snapping the ball to Kyler Murray (the Arizona Cardinals' starter) and Jalen Hurts (the Philadelphia Eagles' starter).

Humphrey smiled after receiving the Chiefs' call for three reasons: 1) He was thrilled to start his career playing for Reid, a future Hall of Fame coach; 2) He thought about playing with superstar quarterback Patrick Mahomes; and 3) He thought about Brown, his former college teammate who advocated to the Chiefs on his behalf.

"I'm so excited, and I'm really close with Orlando," Humphrey said. "He's mentored me a lot. He's a guy that's going to do the work that's necessary to get himself to the next level he wants to be at. When I got to OU, that's something I admired from him. He's such a mean player on the field, too. That's something I've always tried to kind of copy my game after.

"Getting to play with a player like Mahomes is so exciting just because he's so talented. He can change the dynamic of a whole game."

The major theme throughout the Chiefs' offseason has been overhauling their offensive line. The last time the Chiefs played a game, the team suffered a blowout loss to the Tampa Bay Buccaneers in Super Bowl LV. One of the biggest reasons for the game's outcome was that the Chiefs' makeshift offensive line struggled. In the past two months, the Chiefs have acquired Brown, Humphrey, left guard Joe Thuney, right guard Kyle Long and center Austin Blythe. After opting out of last season, right guard Laurent Duvernay-Tardif and rookie right tackle Lucas Niang also return to the roster.

Humphrey will compete against Blythe, a six-year veteran, for the starting job in training camp. In 2015, the Chiefs used the 49th pick in the second round to select former center Mitch Morse, who started 15 games that season. The Chiefs hope Humphrey has the talent to have a similar rookie season.

"Austin has shown he can play, but he's on a one-year deal," Veach said of Blythe. "We need to maintain continuity on that offensive line. Hopefully in the future, we can get (an extension with) Orlando done. Then you have Creed now under contract for four years and Thuney under contract for four or five years, so now you have continuity, depth and talent."

Prior to the draft, and in the past two days, the last hurdle for many teams was acquiring the medical information for every prospect who was talented enough to be considered on their board. Early in the offseason, the NFL canceled its annual scouting combine because of the pandemic. Most years, the combine is the place where multiple team physicians, including cardiologists and orthopedists, examine more than 300 prospects in Indianapolis. Without the combine, a number of general managers voiced their concerns about the lack of in-person medical testing. Earlier this month, though, less than 150 prospects gathered in Indianapolis for in-person medical evaluations, as some prospects went through testing, including echocardiograms and MRIs, when necessary.

The Chiefs, however, didn't feel any stress when looking at the medical background with Bolton and Humphrey. Both players started and played through every game during their last two college seasons.

“We had solid medical grades on them,” Veach said of Bolton and Humphrey. “There were a few guys who maybe fell a little bit more in the draft. Some of the dialogue in our room, (we’re) thinking, ‘It’s obvious these guys don’t have a hard medical.’ That could’ve been a factor. It didn’t come into play with our picks, fortunately.”

When the week began, Bolton and Humphrey each realized they could be selected in the second round. The Chiefs felt the same way. With the Chiefs on the clock twice Friday, Veach and Reid looked at the team’s board and did a quick overview of the five main qualities they desire most in a prospect they select: intelligence, durability, production, consistency and leadership.

Bolton and Humphrey both made the choice easy for Veach and Reid. “When I got the call, it was a huge sigh of relief,” Humphrey said. “I got the call from the best organization in the country. I’m so excited, I can’t wait.”

(Nick Bolton)

Nick Bolton Of Frisco Lone Star Overcomes Adversity To Get Drafted By Kansas City Chiefs

Keith Russell

May 2, 2021

CBS

FRISCO, Texas (CBSDFW.COM) – When Nick Bolton was taken with pick #58 in the NFL Draft, which was Kansas City's first pick, his loved ones in Frisco and his former coach at Lone Star High School could rejoice because they knew who the Chiefs are getting.

Frisco Lone Star Head Coach Jeff Rayburn says, "The same thing I'm gonna say now is the same thing I told recruiters. If he doesn't play a down for your college program, or he doesn't play a down for Kansas City, he's going to make your organization better."

Nick's younger brother, Jayden, says, "He's done a lot for our family. He's like another father in the family. He's taken care of us."

Before he was the hard hitting linebacker at Missouri and way before he was a play making machine at Frisco Lone Star, Nick Bolton was mature beyond his years.

He had to be, as a kid, when it was discovered that his older sister, Jazmin, had a 3-inch tumor in her brain. The tumor required an 11-hour surgery.

Jayden explains, "When it first happened, it kind of put a few setbacks in the family but Nick just came out strong with it. It left another reason for Nick to play the game and do great things."

And just when Jazmin was getting better and the Bolton family was turning the corner, Nick's mother was diagnosed with breast cancer.

Rayburn promises, "Adversity reveals true character and anytime adversity has hit Nick Bolton, all he's done is use that as motivation."

With motivation like that, it's no wonder Bolton has been able to run circles around opposing offenses — never losing sight of those who come behind him.

Case and point, at Mizzou, taking on a leadership role in the battle against racial injustice. After a peaceful protest march last year, Nick was quoted as saying, "It's important for me as an African American. I got three younger siblings at home, trying to make a correct example for them, knowing one day they're gonna be 18 to 20. I want them to feel safe. So, I'm just trying to find the best way to create an environment for the younger generation."

When it comes to what he represents to the younger generation in DFW, his brother, a wide receiver at Lone Star High School, says, "Another idol for other people to keep working no matter what the situation is."

Rayburn says, "He's a special young man and a special leader. He's going to do big things in the NFL and probably further than that."

(Travis Kelce)

Chiefs' Travis Kelce, Operation Breakthrough break ground on new STEM lab

Chris Searcy

Fox 4 KC

May 24, 2021

KANSAS CITY, Mo. — Operation Breakthrough's state-of-the-art Ignition Lab, powered by Kansas City Chiefs star Travis Kelce's charitable organization 87 and Running, broke ground Monday.

In just four months the organization will convert an old muffler shop into a new STEM facility.

"It's going to pave the way for higher paying jobs with industry-recognized skills being offered, but also pathways to college. So it gives kids a lot of different choices," said Mary Esselman, CEO of Operation Breakthrough.

The Ignition Lab, set to open this fall, will allow Operation Breakthrough to expand its cutoff age and work with students from 8th grade to high school graduation.

The lab will also allow students to learn new skills while earning certification.

Students say Operation Breakthrough has taught them lessons in and out of the classroom.

"I really learned a lot more to ask for help, and a lot of people here are really very open to help and wanting to help, which is really good, and it makes me feel good," said Semahj Ware, an Operation Breakthrough student.

Kelce was on hand Monday with Operation Breakthrough leaders and students to help get construction underway. After all, when Kelce signed his four-year, \$57 million contract extension with the Chiefs, his first purchase was the building that would house the Ignition Lab.

He admits that purchase comes with a lot of bragging rights.

"I'm like, yeah, you know, I am going to a place where Travis Kelce paid personally," Ware said.

Kelce, along with two students, laid concrete and left a handprint to commemorate the special day.

"The minute I walked through the door, I knew that this place was special," Kelce said.

He said it feels good to be able to give back to the city that has given him so much throughout the years.

"You know I just want to show this city as much love as they have shown me because I am definitely fortunate because of them," the Chiefs tight end said.

He said Chiefs players don't just compete on the field. They also compete in the community, driven to see who can make the biggest impact.

"Without a doubt, man, we are trying to get acknowledged for Walter Payton Man of the Year," Kelce said with a laugh. "You know what I mean, it's always a competitive atmosphere in the facility, and you love that. You absolutely love that because you know guys are in it for the right reasons."

Kelce was nominated for the Man of the Year award last season for his work with Operation Breakthrough. Players are nominated for being outstanding community leaders. Although he didn't win the main league award this year, [Kelce did win the Charity Challenge](#).

(Willie Gay)

Promising LB Willie Gay quickly making up for lost time, opportunities in OTAs

Nate Taylor

June 14, 2021

The Athletic

KANSAS CITY, Mo. — Although linebacker [Willie Gay](#) has been in the NFL for 14 months now, he's still going through experiences that usually happen during a player's rookie year.

This summer has been the first time Gay has practiced with his Chiefs teammates in a more loose setting, one in which a young player can correct his mistakes more quickly because the repetitions are aplenty. And unlike last year, amid the height of the coronavirus pandemic, Gay went through his first voluntary on-field workouts the past three weeks at the Chiefs' training facility as the first phase of his anticipated second season, in which he is expected to be one of the team's starters.

At this time of the year, most second-year players can describe, often in rather great detail, the difference they have in terms of the confidence in their abilities and their knowledge of their team's scheme. Gay, along with all NFL rookies last season, knows that comparing the two years is unreasonable because the pandemic cancelled the Chiefs' on-field workouts last summer.

"It was tough," Gay said after Thursday's practice. "To only see the playbook for the first time during training camp, it was hard. To get that head start right now in OTAs, it's definitely helping a lot. I'm catching on to the things that I didn't catch on to last year.

"I learned the basics. Now it's the small details that make good great."

In the Chiefs' voluntary practices, Gay was been on the field plenty, as the team prioritized passing the ball for its potent offense and pass coverage for its secondary and linebackers. Gay has worked on his footwork, his zone coverage — when observing the opposing quarterback while also being aware of the receivers entering and leaving his area — and his timing when attempting to break up a pass. He has also covered every skill position player available on the opposite side of the line of scrimmage, from running back to fullback to wide receiver.

Those repetitions, and the ones upcoming this week during the Chiefs' mandatory minicamp, are designed to prepare Gay for a larger role in the team's younger defensive unit led by coordinator Steve Spagnuolo.

Last year, the first time Spagnuolo and coach Andy Reid worked with their players on the field after Super Bowl LIV was at the start of training camp. Known as a player's coach, Reid missed not being able to guide his young players, especially the team's rookies, through on-field, instructional workouts.

“(You’re) able to teach Willie Gay, as a rookie, on how to move and drop and your fundamentals and techniques and the different coverages that he’s got to take care of, and the run-fit responsibilities,” Reid said in April in reference of the lessons Gay had to learn later than usual last season. “When you’re not hands-on, it’s hard to walk through those things.”

Gay’s career began with no rookie minicamp repetitions, no voluntary OTAs repetitions and no minicamp repetitions.

“You miss out on 100-plus reps,” Gay said in December. “Repetition is big in today’s league.”

As a rookie, Gay played just 267 defensive snaps, which was just 25 percent. One way to measure Gay’s growth this season is by how often Spagnuolo keeps him on the field on second- and third-down plays. Gay recorded just 96 combined snaps in such situations last year, according to Trumedia and Pro Football Focus. That statistic should rise since Gay is expected to replace linebacker Damien Wilson (230 snaps on second- and third-down plays), an eight-year veteran who joined the Jacksonville Jaguars via free agency.

Ken Flajole, the Chiefs’ new outside linebackers assistant, described Gay, who is listed at 6-foot-1 and 243 pounds, as a bigger, more athletic defensive back.

“This game is the ability to play in space and move,” Flajole said earlier this month. “Offenses do such a great job of spreading the field, both horizontally and vertically, that the old days, where you used to have a linebacker that weighed 250 (pounds), and all you wanted him to do was come downhill and blow up a fullback on a lead play, that doesn’t happen very often. Teams are rarely in two-back sets. Most of the teams are in 11-personnel where they’ve got three wide (receivers).

“The linebackers have to be able to move, they have to be able to cover, and you’ve got to be able to take matchups on tight ends and running backs and play man-to-man. The physical description of those players has changed dramatically over the course of my (22-year) career.”

When the Chiefs selected Gay in the second round of the 2020 NFL Draft after he excelled in college at Mississippi State; he had the highest coverage grade of any linebacker in the draft class, according to Pro Football Focus, surrendering just 183 yards in 294 coverage snaps.

“I can only get better at it,” Gay said. “That’s the good thing.”

But Gay’s first assignment after the Chiefs’ loss in Super Bowl LV was to have a full recovery after he needed surgery in late January to repair the torn meniscus in his left knee.

In the Chiefs’ regular-season finale against the Los Angeles Chargers, Gay sustained a a sprained ankle when he collided with linebacker Darius Harris while attempting to tackle tight end Donald Parham Jr. The injury forced Gay to miss the rest of the game, and he never appeared in the postseason, missing out on the valuable experience of performing on the sport’s biggest stage.

Four months following the surgery, Gay was cleared to participated in the Chiefs’ on-field workouts after rigorous rehabs sessions with Julie Frymyer, the team’s assistant athletic trainer.

“I don’t even know if it was at practice or just walking around after,” Gay said of his knee injury. “During this offseason period, with this training staff, we’ve been working nonstop, me and Julie. All her help that she has, it’s been a real grind. That’s why I’m here today 100 percent.”

Prior to his injury, the Chiefs were successful in the intricate task of how they wanted to develop Gay through an uncommon rookie season. Spagnuolo made sure Gay wasn't thrust into being a starter sooner than his development suggested. Gay was allowed to learn the Chiefs' complex scheme at a reasonable pace, all while being mentored by several veterans, the most prominent being starting middle linebacker Anthony Hitchens.

In 16 games, Gay produced 37 tackles, three tackles for loss, three pass breakups, one sack and one forced fumble. His most productive month was December, a positive sign that his athleticism and understanding of the Chiefs' playbook were starting to synchronize.

His best snap in the Chiefs' win over the Miami Dolphins in Week 14 occurred when the opposing offense attempted a trick play early in the second quarter, as wide receiver Lynn Bowden Jr. looked to throw a pass to quarterback Tua Tagovailoa on the perimeter. Gay recognized the Dolphins' plan and executed three impressive tasks in the course of six seconds: He retreated to cover the middle of the field, closed the running angle for a scrambling Bowden and tackled him, limiting the Dolphins to just a 2-yard gain.

In 12 snaps in the Chiefs' win over the New Orleans Saints in Week 15, Gay didn't appear to make any mistakes with his assignments. His final snap — and his only one in the fourth quarter — was his best. Gay stayed with tight end Jared Cook in man-to-man coverage before diving to record a perfectly timed pass breakup.

Against the Atlanta Falcons a week later, the Chiefs were without Hitchens (COVID-19 list) and Wilson (knee contusion). Gay recorded a team-high nine tackles. Early in the fourth quarter, Gay forced receiver Brandon Powell to fumble in the red zone, a turnover that proved critical in the Chiefs' comeback victory.

While Gay's injury paused his progression, the Chiefs supported him by using one of their second-round picks in this year's draft to select rookie linebacker Nick Bolton. Gay predicted on his Twitter account that the Chiefs were selecting Bolton and to express his approval of the team's decision. Bolton and Gay have been friends for the past four years since they met at a recruiting camp at Mississippi State.

"We talk every day," Gay said of Bolton. "We both are still fresh in this thing, so I teach him the (NFL) game as much as I can because I'm still learning from guys like Hitchens and Ben (Niemann) and Dorian (O'Daniel). We continue to stay close. It's a good connection we have."

The Chiefs are eager to pair Gay and Bolton, who is listed at 5-foot-11 and 237 pounds, for multiple years. The two defenders in the middle of Spagnuolo's defense, who have sideline-to-sideline speed, could help strengthen an already above-average unit.

"Let's not forget: Willie Gay didn't have any preseason games last year," Spagnuolo said earlier this month. "Nick will get a benefit of that this year. We're going to try to find ways to get them on the field. It might take a little while. The volume of the defense is probably catching up with both of them right now. We've asked Willie to play two different spots: Sam and Will."

Gay is optimistic that all of the reps he's getting this offseason will increase his production, both his defensive snaps and his statistics.

"With this extra time we have in OTAs," Gay said, "it's only going to help."

(Laurent Duvernay-Tardif)

Super Bowl champion and pandemic orderly Laurent Duvernay-Tardif: Be bigger than your sport

Laurent Duvernay-Tardif, as told to Charlotte Gibson

July 7, 2021

ESPN

In July 2020, [Kansas City Chiefs](#) offensive lineman [Laurent Duvernay-Tardif](#) became the first NFL player to opt out of the 2020 NFL season. Duvernay-Tardif opted instead to continue his work at a long-term care facility in his hometown of Montreal during the coronavirus pandemic. A medical school graduate from McGill University in Canada, Duvernay-Tardif, 30, started assisting as an orderly shortly after he won Super Bowl LIV with the Chiefs in February 2020. In his [opt-out announcement](#) on social media, Duvernay-Tardif called the decision one of the most difficult of his life. Prior to opting out, Duvernay-Tardif had been the Chiefs' starting right guard for the past five seasons, and he played every offensive snap during the team's Super Bowl win over the [San Francisco 49ers](#).

Throughout the pandemic, Duvernay-Tardif continued to train for a return to the football field. In a June minicamp, his starting spot was occupied by a rookie, sixth-round draft pick [Trey Smith](#). In a few weeks, he will have the opportunity at training camp to earn back his job.

Duvernay-Tardif was named the winner of the [Muhammad Ali Sports Humanitarian Award](#) Saturday at The ESPYS. He will be honored with finalists Layshia Clarendon, Anthony Rizzo and Titus O'Neil during the Sports Humanitarian Awards on July 12.

In his own words, Duvernay-Tardif describes what it meant to opt out of the 2020 season and why he wants to make an impact beyond the football field.

Laurent Duvernay-Tardif, who opted out of the 2020 NFL season to treat patients at a long-term care facility, is a finalist for the Muhammad Ali Sports Humanitarian Award. Scott Winters/Icon Sportswire

I'VE ALWAYS TRIED to be the best athlete on the field. But I've also always wanted to be the best human being off the field.

I have no regrets when it comes to opting out of the 2020 NFL season and working on the front lines of the COVID-19 pandemic in a long-term care facility. I knew that my purpose this last year was to use my medical background to care for others. My role wasn't to play football, but instead to be on the front lines of the global pandemic.

I went from winning the Super Bowl with my Chiefs teammates in Miami to celebrating with them during the parade in Kansas City with over one million people to working on the front lines in a long-term care facility.

I don't think what I did was heroic. And some days, at the long-term care facility, what I was doing definitely couldn't be described as heroic.

At the beginning of the pandemic, I wanted to go back and help in a physician's role. I don't have my license to practice yet, so that was impossible to do. But I wanted to help however I could and that ended up being as a nurse/orderly in the facility. Basically, I would do everything my bosses wanted me to do. My duties ranged from feeding people, changing people, administering medicine, just caring for them however I could. I realized that no matter what I was doing, at the end of the day, taking care of someone is not about just treating them at all costs. It's about caring.

I never knew what I was walking into when I got to work each day. It was pretty hectic. Some days, there would be no issues. Other days, you'd get a patient with a runny nose and next thing you know there would be eight patients who tested positive. We had emergency red zones where positive patients would have to reside. It was hard. We lost a lot of patients.

This past year really changed me.

I always saw medicine as a way to cure people. I wanted to send people back home with good news. Working on the front lines and in red zones in the long-term care facility was a new environment for me as a medical professional. I quickly realized that, because of COVID, people were not going to be returning home. And it gave me a different perspective on life. It gave me a different perspective on football. It gave me a different perspective on everything.

I always viewed medicine as a way to help me cope with some of the pressure of sports. When I decided to pursue a career in medicine while playing professional football, I experienced a new level of pressure beyond the field. What I witnessed in the emergency room could directly help me when it came to playing football and being in a high-stress environment. It helped me optimize my performance on the field. But ultimately, working in the medical field helped me define myself as more than a football player.

This past year, I got a different sense of what really matters in life. I saw so much suffering. I saw so much resilience. The healthcare workers displayed resilience like I've never seen before.

You think that playing a team sport makes you a team player? Maybe, but look at people on the front lines, and you will see what it means to be a team player. Every day, the front-line workers had to work as a team if they wanted to survive the pandemic.

Duvernay-Tardif wants to cast a spotlight on other front-line healthcare workers who stepped up during the pandemic. "They are the real heroes," he says.

When I first opted out of the 2020 season, I needed some time for myself. I didn't have a chance to really talk about my decision with my teammates beyond what I tweeted in July 2020. As much as I wanted to get into all of it, I actually had to focus on the work in the long-term care facility. But in the middle of the season, I started reaching out to teammates. I still felt like I was part of the team. It felt like that connection to the Chiefs never left, despite being more than 1,000 miles away. Football is in my DNA. That's never leaving, even if I'm on the front lines.

During the winter, as the team was approaching playoffs, that's when I really wanted to play football. I remember really feeling like even though I was far away in another country, I was still part of the Chiefs. And I wanted to continue to be part of the Chiefs.

Due to COVID-19, fitness centers were closed in Montreal. I decided to build a weight room on the balcony of my apartment to stay in shape and be ready for anything. I put all my emphasis and my focus into strictly training. I've actually never trained like that before, but I feel stronger and faster and healthier than ever. I would train multiple times a week, despite how cold it would be or how tired I would be, because I knew that I wanted to stay in football shape, but I also needed something to ground me. I trained to stay grounded and take my mind away from what I was experiencing on the front lines.

Just as training allowed me to stay grounded, watching the Chiefs play every week helped me stay grounded. It provided a release from the pandemic. During one of the toughest times, I was able to watch the Chiefs play on TV. It provided a source of entertainment during a really dark time. And I don't think I'm alone in feeling like sports brought us together during this pandemic. Sports is a connective tissue of our society. When I would watch the Chiefs play on TV, I remember feeling a sense of hope. Hope that society was going to return back to normal at some point.

But it wasn't just watching the Chiefs play on TV. It was going into work on Monday morning, after working a Sunday night shift, and watching the replays with my patients.

Some patients were big football fans, and I knew that when I woke them up in the morning to give them their medication, we would talk about last night's game and watch replays. Even though I would be completely covered up in my scrubs, visor, mask, there would be an intimate connection there because of football. Sharing moments like that reminded me that I was there for a purpose. It also reminded me that I wasn't there to just treat patients, but I was there to care for patients. Taking that time to connect made a difference -- for not only them, but for me, too. Many of my patients weren't going to return home. They weren't going to receive cures for their diseases. I wanted to make sure that I did anything to bring some positivity to their lives. And if some days that meant talking football, then that's a great thing.

About a month after Super Bowl LV, I stopped working in the long-term care facility. I wanted to get back to working out full time and getting ready for Chiefs minicamp practices. I know the odds of me not being able to come back to play on the Chiefs. I know that being away for a year is basically like being injured for a whole season. Nothing is guaranteed. There's always pressure. There's always competition. It's a risk that I took, but I'm comfortable with it. And when I decided that I would stop working in the long-term care facility, I knew that I needed to give myself the best opportunity to come back stronger than ever before.

When I showed up to minicamp in June, I was anxious. I was nervous to see if it was still going to feel like home. But the minute I showed up, I couldn't help but think about how good it felt to be back. More than that, though, I couldn't help but think about how privileged I was to be back. It is a privilege to be able to walk on the football field. And my experience on the front lines allowed me to feel that sense of privilege. It gave me a new perspective on everything related to football.

My teammates and coaches played a huge role in making me feel welcome again. In the first huddle of minicamp practice, coach Andy Reid yelled out, "Hey Doc, welcome back!" That little sentence meant everything to me. The acknowledgment. It felt so special to get back out there.

When I first called Coach Reid to tell him that I was opting out of the 2020 season, he told me he completely understood and supported me. Of course, he was surprised. But I never felt like I didn't have his support. And that support lifted a tremendous amount of weight off my shoulders last year. Returning to the field and hearing him say, "Hey Doc," is part of the reason why I'm returning and why I'm doing everything I can to be a starter.

Before being drafted, in 2014, Coach Reid was the only coach that I encountered that understood the importance of medical school in my life. He knew I needed to pursue medicine to reach a balance on and off the field. A lot of people doubted me. A lot of people couldn't understand how I was going to balance medical school and professional football. But Coach Reid never doubted me. If it was not for him, there's no way I would've been able to go back every offseason and report late every year for the past seven years in order to graduate. He helped me every step of the way. He helped get me to where I am today.

Even though he was in another country and more than a thousand miles away from Kansas City, Duvernay-Tardif said he always felt like he was part of the Chiefs.

As a professional athlete, my responsibility has been to be the best football player that I can be when I step onto the field. But at the end of the day, for me, what matters most is to be able to use that platform to promote something bigger than just our sport.

When I decided to opt out and return to the front lines, I wanted to show the next generation of student-athletes that it's possible to be bigger than your sport. It's important to showcase the impact that education can have on your career and life. It's important to showcase that balance is necessary. That you are more than your sport and you are capable of making an impact beyond the field or court.

In 2016, I started the LDT Foundation. The purpose was to promote balance between sports, education and arts. The goal is to help students find their passions and pursue those passions at the highest level while still being well-rounded.

IN MY OWN LIFE, I don't know what's next. But I know that I'm going to always pursue medicine, public health and philanthropy. No matter what happens in my professional football career, I will always be using my platform to promote those things.

In a few weeks, I'll fly back to Kansas City for training camp. I wouldn't be able to return to the field if it wasn't for healthcare workers. I don't like to be called a hero because I don't think I was a hero for opting out. But I do think that if I can shed a light on the actual heroes that I worked with every single day on the front lines, then I did part of my job.

It's been almost a year since I decided to opt out, and I am grateful for the recognition and applause that I receive for returning to the front lines. But when I am being elevated, I want to elevate all of the other front-line and healthcare workers who didn't receive public recognition and applause. They are the real heroes. They put everything on the line in order to care for other people and protect our society. I followed their sacrifices. I may get the spotlight, especially as I attempt to return to the field, but they really deserve it.

(Laurent Duvernay-Tardif)

Laurent Duvernay-Tardif Named Recipient of the Muhammad Ali Sports Humanitarian Award

Duvernay-Tardif was announced as the receipt of the award during the ESPYs on Saturday

Matt McMullen

July 11, 2021

Chiefs.com

The man put his life on hold, forgoing his starting role on the reigning Super Bowl champions in order to help those who he'd never met. He walked away from the glory of an NFL Sunday for endless hours filled with heartache, all in the hopes of making a difference where he could.

Kansas City Chiefs' guard Laurent Duvernay-Tardif is an impressive athlete, but the decision that he made around a year ago this time goes beyond his aptitude on the field and demonstrates the character that makes the man we call "LDT" an outstanding human being.

Nobody asked for him to put his football career on hold and to utilize his medical degree in the battle against COVID-19 – he simply just believed that it was the right thing to do – and it's for that very reason that Duvernay-Tardif was named the recipient of the Muhammad Ali Sports Humanitarian Award on Saturday at the ESPYs.

The honor, which is part of the Sports Humanitarian Awards, is given to an athlete whose continuous, demonstrated leadership and care has created a measured positive impact on their community through sports.

Duvernay-Tardif certainly fits the bill, as he spent the past year at a long-term care facility in his native Montreal caring for those battling COVID-19.

"Sometimes I was a nurse, sometimes I was an orderly and sometimes I was a resident. I was basically helping where help was needed. It was tough - we lost a lot of patients - and we know that long-term care facilities were pretty badly affected," Duvernay-Tardif explained during minicamp last month. "I don't regret my decision. I think I was in the right place at the right moment, and I was able to put my medical training to use."

Duvernay-Tardif is [now back with the Chiefs](#) as they prepare for the 2021 campaign, but his decision – and its impact on those in need – will not soon be forgotten. This award only further solidifies that.

(Noah Gray)

Rookie TE Noah Gray on Chiefs Camp: "There's a Standard Here and I'm Trying to Uphold It"

Gray has impressed so far throughout the Chiefs' offseason training program

Matt McMullen

July 24, 2021

Chiefs.com

Patrick Mahomes scanned the field during a 7-on-7 period at training camp on Saturday, surveying his options before firing a dart to rookie tight end Noah Gray, who plucked the ball out of the sky and turned up field for a sizable gain.

It was another entry in what's become a familiar connection during the Chiefs' offseason program, as Gray has repeatedly made plays in practice ever since Kansas City drafted him in the fifth round back in May. The former Duke standout has impressed on a regular basis, and now with the rookie portion of training camp underway, he's looking to continue working on his skills ahead of the 2021 campaign.

"There were things during [Organized Team Activities] that I was asked to work on and that I need to continue to build on - things like route-running and blocking," Gray explained on Saturday. "We haven't put the pads on yet, but when the blocking comes, that's something that's going to need to continue to progress. There's also a lot of things in terms of route-running that I still need to get better at, so I'm just asking questions."

It certainly helps, too, that Gray is coming into camp with the foundation established earlier this summer – a luxury that last year's rookies weren't afforded due to the virtual nature of the 2020 offseason.

"OTAs were really a blessing for us – I don't know how the rookies last year did it," Gray said. "Going through that just really helped from a knowledge standpoint and understanding the basic concepts that this offense asks you to know. It was a huge help from that perspective."

And he seemed to make an impression in the process, [earning praise from Mahomes during OTAs last month](#) for not only his athleticism, but also his awareness on the field when plays broke down.

"Noah has been really good – I think he has a veteran-type skillset where he knows how to get himself open even if it's not exactly what the play is designed to do," [Mahomes said in early June](#). "He knows how to get his eyes back and how to get on the quarterback's timing."

That's significant commendation coming from the 2019 NFL MVP, but Gray remains focused as ever on improving his game despite some early success at practice.

"It's a blessing that he thinks that of me, but I also understand that I need to come out here and keep grinding, keep hitting the playbook and keep practicing hard," Gray said. "From a mentality standpoint, it just means that I need to keep doing the things that I know that I can do. It's great that a teammate thinks that of me, but to be able to come out here and be the best teammate that I can be, that's what means the most to me."

One of those teammates is of course fellow tight end Travis Kelce, whose career is on pace to go down as one of the greatest ever at the position. Kelce is the only tight end in league history to ever tally five consecutive 1,000-yard seasons, and his 1,416 receiving yards in 2020 were the most ever by a tight end.

The 31-year-old Kelce is the gold standard at the position, and according to Gray, his advice has proven invaluable over the last several months.

"It's tremendous. Like I said on draft day, I don't think there's anywhere else I'd rather be in the country," Gray said. "To be able to learn under Travis Kelce is a blessing. To come out here and to be able to gain that knowledge from him and to learn from him every day and to be able to visualize and watch him on the field, that's been something that's been extremely key to me coming out and being able to execute my assignments."

It's still very early in the process and the Chiefs have yet to practice in pads this offseason, but the initial returns have certainly been impressive. It's now up to Gray to maintain that strong start into the dog days of camp, and based on his remarks so far, he seems more than up for the challenge.

"We have a standard here, and I'm just trying to uphold that," Gray said. "I knew that coming in and I knew that as soon as I was drafted. It's a credit to my teammates for getting me up to speed on that and [continuing] it out here on the practice field."

(Patrick Mahomes)

Sporting KC: Mahomes' ownership stake reflects his passion for the club, city

James Dornbrook

July 28, 2021

Kansas City Business Journal

Sporting Kansas City hasn't added a new owner to its exclusive club since it acquired the team from Lamar Hunt in 2006, but the opportunity to bring Kansas City Chiefs quarterback [Patrick Mahomes](#) on board was too good to pass up.

Mahomes bought a minority stake in Sporting Kansas City on Tuesday for an undisclosed amount. He joins an ownership group called Sporting Club that includes [Cliff Illig](#), the Neal Patterson family, [Greg Maday](#), [Pat Curran](#) and [Robb Heineman](#).

Sporting KC President [Jake Reid](#) said it's too soon to really say what kind of involvement Mahomes will have in the club, though nobody expects his ownership responsibilities to get in the way of playing football.

"He's at training camp right now, and we all want him to be very focused on football and winning Super Bowls," Reid told the *Kansas City Business Journal*. "So his day job will continue to be the focal point of his energy, as it should be, but we'll engage with him and ensure he's in the loop on all things Sporting Kansas City. Ultimately, over time, we'll see what he wants his level of involvement to be."

Reid said Mahomes has attended dozens of Sporting games since he came to Kansas City and has been a soccer fan for many years. The passion he has shown for the club and the sport was the biggest reason the owners made a decision to allow him to buy a stake. In addition, they saw that Kansas City means more to Mahomes than just a place where he plays football.

"From the ownership side, we've gained someone who is passionate about our sport and this city," Reid said. "For us, those are the two most important things. His personal brand that he built with his success in such a short period of time in the NFL — and what we hope will be a very long career with many more Super Bowl wins — certainly will also reflect great on our club. I think having him in and around the club and the sport is a huge positive not just for Sporting, but for all of us in Kansas City."

Reid cited Kansas City's effort to land the World Cup as just one example where Mahomes could play a key role simply by lending his fame to the effort.

Mahomes also can provide a big boost to the locker room for Sporting KC.

"Professional athletes all relate to the commitment to their craft and the work ethic that goes behind that," Reid said. "Our players can see what he's done, and his commitment to be great

resonates with our guys because that's what they're trying to do as well. So any time you see someone at the top of their respective sport there is certainly mutual respect. Our guys have that for Patrick, and I think vice versa as well."

(Patrick Mahomes)

The Offseason Education of Patrick Mahomes

No one thinks the Chiefs lost the Super Bowl because of Mahomes, but the star passer looked at the tape and saw ways he could improve. Kansas City is getting better this offseason—and has a plan to reclaim the NFL's throne.

Kevin Clark

August 11, 2021

The Ringer

The best quarterback in football watched the worst game of his career twice.

He was looking for something to learn from, because that's sorta just what he does, and he found it. "Sometimes," Patrick Mahomes told me, "when I get hit early, I don't trust staying in the pocket and going through my reads."

"I kind of get back to that backyard-style football a little bit too much. And you could definitely see that in the Super Bowl. I mean, there were times that pockets were clean and I was still scrambling," Mahomes continued.

It's been six months since the Super Bowl, a 31-9 Buccaneers win, and Mahomes and I are standing on the side of a practice field on a ludicrously hot Missouri afternoon to talk about what he's gleaned since that night. The short answer is a lot. I came to St. Joseph, Missouri, to find out what comes next for the Chiefs. The answer is everything.

No serious person thinks the Chiefs lost the Super Bowl because of Mahomes. But that is almost the point: He's learning from it anyway. He is an MVP, a three-time Pro Bowl selection, and a Super Bowl champion whose team has made two Super Bowls and an AFC title game in his three seasons as a starter. He has united with coach Andy Reid to build one of the most impressive and sustainable offenses in league history. Part of what was so startling about the final game of the season was that in three years, Mahomes had developed a style of play that was almost always perfect. He was John Wick with a pencil or Kevin Durant with a burner Twitter account. All he needed for his entire career was a football and he could make magic happen. Statistically, the Super Bowl was the worst game of his career; it was the first game in his NFL life he lost by more than one score. But the story of the game was the Bucs' fast defense speeding past a banged-up, makeshift Chiefs offensive line. The enduring image of February's loss was Mahomes parallel to the ground, throwing a pretty good pass after getting tripped up in the backfield. In short, he wasn't himself because he didn't have the time to be. Mahomes was pressured 29 times—a Super Bowl record—and ran a total of 497 [yards](#) behind the line of scrimmage to avoid the Bucs' pass rush. Todd Bowles's defense accomplished that despite blitzing far *less* than [usual](#), and it worked because the Bucs front was able to put near

constant pressure on Mahomes while the defensive backs and linebackers did their jobs behind them.

“I think it’s pretty obvious to say how we needed to get better and the path we needed to take to get better. It was probably pretty clear to most football fans, even if you don’t work for the Chiefs,” general manager Brett Veach told me of the offseason. “You’re literally on the bus on the way back from the Super Bowl thinking ‘How are we going to get this done?’” The path, obviously, was fixing the offensive line. In the Super Bowl, the team was without longtime starters Eric Fisher (tore his Achilles in the AFC title game), Mitchell Schwartz (back injury), and Laurent Duvernay-Tardif (a medical school graduate who opted out of the season and returned to the medical field). Veach, one of the best problem solvers in the sport, solved this one quickly once Fisher and Schwartz were both released. Veach traded for Ravens tackle Orlando Brown, signed Joe Thuney, drafted Creed Humphrey in the second round, and lured Kyle Long out of retirement. Mahomes will be playing behind an entirely different line this year. This is the story of how the 2021 Chiefs have spent the past six months learning the lessons of that night in Tampa.

Those next steps, obviously, extend to the August practice after which I met with Mahomes, and he detailed exactly how he’s building off of what he saw on tape. He continued his thought on playing too much “backyard football” that night. “So,” Mahomes said, “I’ve been going back [working] on that. Making sure that I trust the guys around me and trust the pocket, make the read within the pocket and not try to make the big play happen.”

This tendency to, as Mahomes puts it, stop trusting his reads after hits, is something he’s said he’s always focused on fixing, but he said he noticed it particularly in that February game. Now comes fixing it. “Days like today,” he said, “we have long drive drills. We’re going 15 and 16 plays in a row of stepping up in the pocket and making the right reads and not just relying on scrambling and making all these different throws. That’s just stuff that comes with repetition and a lot of hard work that I’ve tried to put in every single year.”

One interesting part of Mahomes’s constant education process is his close study of other quarterbacks. (He mentioned this habit to the NFL Network’s Kurt Warner earlier in camp.) When we chatted, I wanted to get as nerdy as possible with Mahomes and figure out exactly what he’s watching—and borrowing—from the league’s other quarterbacks. I was not disappointed. One thing that impresses me about Mahomes is his willingness to borrow from anything. He [once told me](#) that his warmup routine is borrowed from baseball. Mahomes told me this week he watches a combination of All-22 and other types of film to study. In other eras, such game film would be harder to access whenever you want it. “The best thing about today is that you can find all the different sources that you need and then I talk to those guys,” he said.

I went through the list. Aaron Rodgers? “I think the biggest thing with Aaron is you see how he’s evolved throughout his game. It’s kind of like what I’m talking about, where he used to scramble a lot more, make all the different throws, and now he can just completely dice you up through the pocket,” Mahomes said. “And then when those opportunities come and he starts scrambling, he makes the throws, and he can still do all that stuff. So I really watch that.”

And Tom Brady? “Brady, same thing. I mean, dicing them up within the pocket. But the way he’s able to move within the pocket and find those lanes and still make those big-time throws

downfield is something that I think I need to get better at and something that I need to continue to grow with," Mahomes said. "And so that's definitely one thing I take from him."

What about Josh Allen? "I think the biggest thing with Josh is, I mean, he does a lot of stuff similar to what I do as far as being able to work throughout the pocket and be able to make plays with his legs, but be able to scramble and kind of elongate plays and make different throws," Mahomes said. "That whole offense in general is a great, great offense to watch and all the different schemes that they do and how they have success. It was definitely a good game to watch."

Mahomes said he seeks out advice from Rodgers and Brady, among others. "I think people don't realize all us guys talk. I talk to Aaron, I talk to Tom and they're willing to give me advice," he said. "I'm still a young guy in this league. I'm still trying to learn how to continue to have success every single year and so being able to talk like that with the guys is definitely a good thing."

Mahomes is 25 years old. Last year, he signed a 10-year deal worth \$450 million. There are very few future scenarios in which he is not the game's best passer so long as he's healthy and protected. I asked Mahomes about the mental side of it, how long it took him to start moving forward from last season. He said the loss stayed with him for a "week or two. And you kind of just move on, and that's just the beauty of football is every single year, the year starts over no matter if you win or lose the Super Bowl. So we got a brand-new year, brand-new team, and we're ready to go out there and make a run at it." You hear that sort of thing a lot around Chiefs camp.

Veach said he did not learn anything about Mahomes that night he did not already know: He knew, for instance, that Mahomes would be a ferocious competitor even when getting chased in the backfield of a game that was out of reach in the fourth quarter. Mahomes, mind you, was playing with a turf toe injury. "I don't think people realized how bad that toe was," Veach said, noting that after Mahomes had surgery to fix the injury, doctors marveled that he played in the type of pain he must have had. "So it was the combination of knowing he was playing hurt, with the fact that we were shorthanded. It was tough to watch. Tough to stomach. Like a scene in a movie where the car is going off a cliff."

Veach is one of the best GMs in football, in large part because he is the perfect general manager to pair with a franchise quarterback: He knows how to be "all in" every year and get the quarterback exactly what he needs. If you think all 32 GMs would have been able to overhaul that offensive line that quickly, then you haven't met every NFL GM. Veach, Reid, and Mahomes play an equal role in the next steps for the franchise and so far, everyone's doing their job.

Veach has become obsessed with Formula 1 racing. He supports Red Bull Racing and its main driver, Max Verstappen, because he was impressed with him during the Netflix series, *Formula 1: Drive to Survive*, and because the team reminded him of something. "I was up late one night and I put it on and I got hooked. It's amazing. And I tell all the guys who don't follow it: 'Lewis Hamilton: Tom Brady. Max Verstappen: Pat Mahomes.' And that's how I kind of look at it." For the uninitiated, Hamilton is a seven-time champion and a global icon, while Verstappen is the young king of the sport. Both are unquestionably the two best drivers at the moment and are fighting for the 2021 championship. Veach talked about why he liked the sport: All of the small

edges combine to make big differences. It is quite easy to see why a detail-oriented general manager like Veach fell for Formula 1.

But in the case of the Chiefs, this was not about fixing 0.01 seconds of speed, this was about fixing a problem everyone with a television could see. Terrible injury luck led to an uncharacteristic performance and a sinking feeling in the stomach of basically everyone in the organization. “It was such a unique experience—the magnitude of the game, the Super Bowl, and not just that we lost, but how we lost,” Veach said. “We’ve lost games over the years. But we’ve always had a chance to win those games, and we always would’ve liked to have a play back here and there. Whether it be the AFC championship game that we lost to New England, or the Rams game that was a shootout, or, I mean, all types of scenarios. That was probably the first time and I don’t know how long—years—that we just weren’t in the game.”

Veach said it was hard to get the game out of his mind “not just from an evaluation standpoint, but an emotional standpoint.”

He jokes that if someone had told him before the season that the team would go 14-2, have the best record in franchise history, and win the AFC title game, there’s no way he wouldn’t find it an unbelievable accomplishment. “But the way we lost, you had this feeling that ... ” Veach said before pausing. “You felt like you were the worst team in the league after that.”

Veach thinks that no matter how you evaluate the season—whether through the prism of that one game or through the entire year—the answer is to get younger on the offensive line. The team has a chance to start two rookies opening week in Humphrey, a second-round pick, and Trey Smith, a sixth-rounder. Veach and I have [talked before](#) about how they maximize their roster, which Veach has built since he became general manager in 2017 working alongside Reid. Part of the thing that impressed me in my time around the Chiefs is the chemistry within all facets of the organization. “I think it’s everyone’s responsibility to just look in the mirror,” Veach said. “And I think that’s why we’re successful. I think we’re all real with each other. And we all understand that we’re in this to get better. After a game like that, it’s easy to point fingers. But that wasn’t our mindset, our mindset was ‘Let’s work together to get better.’ And whether that be Pat and his play, the players, the coaches, game planning and the personnel department, we’re always on the same page and work together to figure this out.” Building a roster a year after signing Mahomes to the biggest deal in history comes with “the stuff that I think you would assume,” Veach said. That means less aggression in free agency, more patience to find the exact right fit for a player, making sure everyone you bring in fits “schematically and culturally,” and of course using the draft, in which players are on significantly smaller contracts for at least four years.

I asked Mahomes a similar question: Are you scouting yourself from the 2020 season or the Super Bowl? “I look at every game pretty much the same,” he said. “I go through the whole entire season, we go through the whole entire scheme eval[uation], and we just figure out what we did good and what we did bad. And I mean, we did a lot of good last year, I think we get lost in that with how we played in the Super Bowl. And so we take from that and try to learn ways to get better and try to find a way to win at this next year.”

The topic turned, of course, to golf, which Mahomes loves because, well, he’s an NFL quarterback. He played when he was younger, and his dad played, of course, being an MLB pitcher. In his first NFL offseason, he realized how much free time he had and he didn’t want to

“sit around playing video games. So I started golfing a lot and kind of fell in love with the grind of trying to get better.”

That last part sounds familiar. The 2021 Chiefs are getting better, and that started six months ago.

(Khalen Saunders)

No Stranger to Being the Underdog, Khalen Saunders Embraces Comeback Opportunity

Saunders, whose second season in Kansas City was essentially lost due to injury, has been making an impression at practice

Matt McMullen

August 24, 2021

Chiefs.com

It was simply a case of bad luck for defensive tackle Khalen Saunders last season when the former third-round pick, who had just compiled a solid rookie campaign, dislocated his elbow in the Chiefs' opening contest against Houston.

The injury essentially ended his second professional season before it even had an opportunity to get started, but now healthy and a full year removed from that unfortunate night against the Texans, Saunders has quickly reminded everyone what he can do with a strong training camp.

"It has a lot to do with confidence," Saunders said on Monday. "I don't think the scheme is something I really struggle with - I've always been pretty good about learning and picking up a defense - it's just about being comfortable. I knew coming into this year that I kind of had to re-introduce myself, so that's been my focus this whole offseason and leading into this preseason."

That mentality is a product of a difficult season that included only three appearances for Saunders, whose elbow injury placed one of his greatest skillsets at a disadvantage.

"It was very frustrating for me because upper body strength and the ability to move guys around is my biggest attribute," Saunders explained. "It was hard because I'm already an undersized defensive tackle, and using my hands is a big part of my game. That's how I keep those longer guys off me. [I wasn't comfortable] striking people with my left elbow, so it was a setback."

Fortunately, Saunders' injury didn't need surgery. It was just about taking the time to heal while staying mentally focused on the bigger picture at hand. That required patience, but he eventually had a chance to play significant snaps in Kansas City's regular-season finale against Los Angeles, providing the kindling for a strong offseason program and training camp in the months that followed.

"It's been great to see. I'd say he's had the best training camp he's had since he's been with us," said Run Game Coordinator / Defensive Line Coach Brendan Daly. "I'm pleased with the way he's working - he's expanded his role. One of the things that jumps out to me about Khalen is that he's one of the smartest guys in the room. He understands adjustments, the calls, and the schemes. [He has] a very, very high football IQ, which is impressive to me."

And if you ask Saunders, this is just a continuation of what he started as a rookie in 2019 when the six-foot-tall, 324-pound defensive tackle appeared in 12 games and recorded more than 300 snaps. He views this season as a metaphorical junior year in the professional ranks, and just because his sophomore campaign was lost due to injury, that didn't stop his growth as a player.

"I've always been this [kind of player]. I don't think there was any on/off switch. I just think that I got hurt in the first game of the season and I didn't have a chance to show growth from my rookie year to my second season," Saunders said. "Now, you're getting a super load of last year and this year's improvement."

That was apparent throughout training camp, ultimately earning Saunders an opportunity to start last weekend's preseason tilt against the Arizona Cardinals. Of course, this was just an exhibition game and the results don't count in the standings, but the decision was an affirmation that the third-year defensive tackle was making an impression.

"The workload is never too much for me, regardless of what it is. Just being able to start and get a reward out of the work I've put in, it's a great feeling," Saunders said. "One thing I will say though, and my teammates and coaches know this, is that I know I'm a rotational guy in this defense, but I'm always going to play my part to the best of my ability...Starting is a blessing, but I'm always a team-first guy and I've always been that way. I think that helps with the cohesion of the defensive line and it helps us trust one another."

It's an admirable mindset and one that also has its roots in the Chiefs' culture as a whole. In fact, Saunders recalled his experience as a rookie and how he was treated – specifically by fellow defensive linemen Chris Jones and Frank Clark – while illustrating what makes this locker room so unique.

"I have a lot of friends in the league, and they talk about how rookies get treated [elsewhere]," Saunders said. "Ever since I came here, they never treated me like a rookie. They treated me like a guy they'd need later in the season to win a championship. That's what I felt."

The former Western Illinois standout helped the Chiefs accomplish that exact goal during his rookie year, and while his second season didn't go the way he would have hoped, Saunders isn't deterred by what amounted to a temporary setback.

In fact, he embraces it.

"That's been a part of my story this whole time. Before the injury and after the injury, I've always been an underrated player," Saunders said. "I've always had to go above and beyond as opposed to the guys coming from the FBS schools, so it's nothing new to me. It's familiar territory for me to be underrated and to just go out and prove what I already know myself to be."

(Jody Fortson)

Jody Fortson on His Long Journey to the Chiefs' 53-Man Roster: "I Just Kept Working"

Fortson made the roster on Tuesday after being cut in each of the last two offseasons

Matt McMullen

September 1, 2021

Chiefs.com

This is a familiar time of year for Chiefs' tight end Jody Fortson, whose dream of playing in the National Football League has temporarily ended following training camp in each of the last two offseasons.

It's a brutal reality that annually informs hundreds of individuals from across the league that they didn't make the final cut as rosters trim down to 53 players, and something that Fortson has experienced twice in his pursuit of being a professional football player.

This is simply the way it is for those on the roster bubble, and it's why many players choose to move on with their lives while others continue chasing the dream. Fortson is a member of the latter, as he arrived at One Arrowhead Drive back in May with the focus of a player who would not be denied. He maintained that drive through training camp and the preseason, and while the annual reality of roster cuts arrived once again on Tuesday, the familiar disappointment did not.

Fortson is a member of the Chiefs' initial 53-man roster to begin the upcoming campaign, and as it turns out, it was quarterback Patrick Mahomes who broke the news to him.

"I was in the weight room, and Patrick came up to me and said, 'Congratulations for all your hard work man, I'm proud of you,'" Fortson said. "It really didn't hit me, so I asked what he was talking about. He was like, 'You're on the team.'"

Fortson – a big-bodied pass-catcher out of Valdosta State University – began this journey with a successful tryout in the summer of 2019. The 6-foot-6, 230-pound wide receiver made the switch to tight end upon signing his original deal with the Chiefs before moving back to wide receiver the following summer, and then back again to tight end this past offseason.

He's been a popular player in that time with his impressive frame and aptitude for the highlight-reel play, but Fortson has routinely been the odd man out when it came down to decision time. That's why Tuesday's news – which rewarded a brilliant showing this summer that included six grabs for 60 yards in the preseason – was so significant for the 25-year-old pass-catcher.

"I've put a lot of time into this and there were a lot of days that I didn't think this would come, but I had to stay true to it. I just kept working, and here we are," Fortson said. "I know there's so much more work to do, but I was told to take my small victories as well and cherish them. It's been a long road."

A long road indeed, but one in which Fortson has navigated with the spirit of a player who believed in what he could do all along. It's a mentality that stood out to Chiefs' Head Coach Andy Reid.

"He busts his tail and he's earned the right to have made that cut. It's been his attitude all the way through – just a positive attitude and [the mindset of a guy] fighting for a spot. That's been the one common denominator that's gotten him to this point," Reid said. "It was a matter of becoming more consistent and growing in the size part of it. Remember, he was a junior college quarterback, then a receiver and then a tight end, so he's kind of gone through a gamut of positions there."

Fortson's experience at different positions could lend to Coach Reid's creativity, too. He's proven he can play tight end at the professional level, but he also possesses the athleticism to play wide receiver if needed. In fact, according to Pro Football Focus, Fortson logged 15 snaps in the slot and 14 snaps out wide during the preseason.

Additionally, when it comes to Fortson's abilities at tight end, the Chiefs found the end zone through the air against Minnesota while utilizing an offensive formation that featured four tight ends. To contextualize just how unique that was, that kind of scheme was only used a grand total of 11 times – with only two pass attempts – last season across the NFL.

The point is that Fortson is more than just a good story, he has the tools to be a chess piece offensively who can create mismatches for the opposition. Of course, he's ready for whatever the coaching staff throws his way.

"If they needed me to go out there and play longsnapper, I could go out there and do it," Fortson said jokingly. "Wherever they need me to play, that's where I'll be."

Fortson's ascension to the active roster goes beyond his efforts on offense though, as players in his position – especially pass-catchers looking to fill out the roster – must contribute on special teams. It's why Fortson approached Assistant Head Coach / Special Teams Coordinator Dave Toub for advice prior to last season.

"He told me that I needed to be more dominant and that I needed to go out there with an even hungrier mindset, so I didn't leave any stone unturned. I didn't take any plays off, I approached everything like it was a game rep," Fortson explained. "I messed up here and there, but everything was fast, and everything was precise. I was intentional with everything that I did."

Fortson logged the most special teams' snaps of any player in the Chiefs' initial preseason matchup against San Francisco, and according to PFF's metrics, no player fared better. He finished the preseason with 29 total snaps on special teams – the second most on the squad – and the best overall PFF grade among players with significant snaps.

"He came in my office and asked what he needed to do, so I laid it out for him," said Toub, who mentioned Fortson when asked to name a player who raised their stock on special teams this summer. "I'm so excited about him because he's done it. He's put himself in a position to be successful."

It all culminated in Fortson's arrival on the 53-man roster this week, marking an achievement years in the making. A story that began with a tryout player from a small school without a set

position continued on Tuesday with the validation of a roster spot, but this journey is far from over.

"I don't have the mindset that I've made it. This is a step in the right direction, but this isn't the dream. This isn't my end goal. I have dreams, and I have plans to see them through. This is just the beginning and I'm just getting started," Fortson said. "We were already dangerous before I was [on the active roster], but I think we just got a little bit more dangerous."

(L’Jarius Sneed)

Chiefs CB L’Jarius Sneed launches Big Brothers Big Sisters initiatives

Tod Palmer

September 3, 2021

KSHB

KANSAS CITY, Mo. — Kansas City Chiefs cornerback L’Jarius Sneed has partnered with Big Brothers Big Sisters Kansas City as an official spokesperson.

The organization announced the launch of [“Turn the Corner with L’Jarius Sneed”](#) and the "L’Jarius Sneed Dreambuilders Fund" on Thursday.

Recent Stories from kshb.com

The program “is a brand-new city-wide fundraising and recruitment effort to make an impact on our community through football” presented by [Adams Cable Equipment](#).

Donors are invited to pledge money for every turnover the Chiefs create during the 2021 season.

Individuals who pledge \$3.80 or more per turnover will receive a signed 8-inch-by-10-inch Chiefs photo, while gifts of \$13.80 or more per turnover earn an autographed Chiefs mini helmet and people who donate \$38 or more per turnover receive a signed replica Sneed jersey.

Kansas City has averaged 24 turnovers during the last three seasons, including Sneed’s three interceptions in nine games as a rookie last year.

“The children of Kansas City are our future,” said Sneed. “They’re the next generation of game-changers, trail blazers, and difference makers. I’m proud to support an organization that is empowering and defending the potential of children in Kansas City.”

Sneed hopes to raise at least \$25,000 for Big Brothers Big Sisters Kansas City through the “Turn the Corner” program, which will be used to further the organization’s local mission.

As part of the announcement, Sneed also announced the launch of the “Dreambuilders Fund,” which aims to remove financial barriers that keep some children in Big Brothers Big Sisters from participating in activities they enjoy.

“Whether it’s sports equipment, music instruments, or a prom dress or tuxedo, a financial need can often keep kids from doing the things they love most ...,” a press release announcing the Dreambuilders Fund said. “Through the program, Littles and families will be able to directly request access to funds through BBBSKC to help cover the costs for items like new shoes, sports camp fees, and more.”

Kansas City Royals outfielder [Hunter Dozier also currently serves](#) as an official Big Brothers Big Sisters Kansas City spokesperson.

Roger Espinoza, Eric Hosmer and Eric Berry also previously served as spokesmen.

(Creed Humphrey)

Before Chiefs, Creed Humphrey's ascending path was propelled by years of wrestling

Nate Taylor

September 7, 2021

The Athletic

Deep into the [Chiefs'](#) training camp, on a day in St. Joseph, Mo., in which the heat was sweltering and the humidity was as thick as syrup, the strongest men on the team were engrossed by [Creed Humphrey](#).

The Chiefs' rookie center went into his stance and gripped the ball in his left hand. Across from Humphrey was [Tershawn Wharton](#), a second-year defensive tackle known for his impressive quickness and power. One-on-one repetitions between an offensive lineman and a defensive lineman is a drill that often favors the defender since he has the increased space to unleash his pass-rush moves. When Humphrey snapped the ball, Wharton began with a speed rush. Humphrey's smooth footwork, however, allowed him to stay in front of Wharton. Shifting from speed to power, Wharton tried to push Humphrey backward. Once that strategy failed, Wharton did a rip move, putting his left arm under Humphrey's left arm. The repetition ended with a surprise. Humphrey, with his rare upper-body strength, shoved Wharton to the ground.

In unison, several teammates and fans voiced the same word: "Ooooooooooh!"

Listed at 6-foot-4 and 320 pounds, Humphrey stonewalled more teammates in the one-on-one drill, including [Jarran Reed](#) and [Derrick Nnadi](#), defensive tackles who weigh more than 300 pounds, throughout camp. Among all the others, that drill most reminds Humphrey of the sport he loved first: wrestling.

Similar to other [NFL](#) players, Humphrey, 22, believes that his wrestling career, which spanned almost half of his life, provided the necessary building blocks for him to reach the NFL.

"You're getting super competitive, it's just you against another person and you've got to be able to win," Humphrey said. "I take that same mentality out here to the football field every day. Just an understanding of leverage, that's a huge thing, especially inside on the offensive line, how to move a body without (the defender) wanting to get moved. That's been a big help from wrestling."

The Chiefs selected Humphrey in the second round of the draft in April, and his excellent performances in camp and rapid learning of the playbook have thrilled everyone in the organization. Humphrey excelled in preseason games, too. He didn't commit any major mistakes, and he displayed his unique combination of athleticism and polished blocking. Many of Humphrey's hand-placement techniques when engaging a defender were first groomed as a grappler.

When the Chiefs open their season Sunday against the [Cleveland Browns](#), Humphrey is expected to be one of three rookie starters along the team's new offensive line. Humphrey will be responsible for communicating pre-snap blocking adjustments to his fellow linemen and protecting superstar quarterback [Patrick Mahomes](#). Whatever challenges Humphrey encounters this season — and he anticipates there will be several — he plans to rely on the lessons he learned as a wrestler, which helped him improve as a competitor.

“Really the biggest thing, I think, is the mental toughness that you get with wrestling,” he said. “You’re out there in a wrestling room that’s 120 degrees every day, cutting weight and not really being able to eat much, trying to make (your weight class).”

“It can really drain a person mentally. But you’ve got to be able to persevere through that. Mental toughness was a big thing for me. I took that from wrestling and translated it onto the football field.”

Growing up in Shawnee, Okla., Humphrey was on the mats inside the training room at Shawnee High as soon as he could wear a singlet.

He began learning wrestling moves when he was four years old. One of the first photos of Humphrey, as a boy, was taken of him in Shawnee’s wrestling room. Wearing a black singlet, white knee pads and black shoes, Humphrey looked directly into the camera, without smiling, and showed his grappling hands while in a stance, as if he was ready to begin a match at that exact moment.

The man who first taught Humphrey the sport was his father Chad, a three-time All-American wrestler at the University of Central Oklahoma. One of Humphrey’s first opponents was Gage, his older brother who became an all-state wrestler in high school. And yes, even Humphrey’s grandparents helped organize the Shawnee Takedown Club, the town’s youth wrestling program.

“He really just instilled the mentality into me of a wrestler,” Humphrey said of his father. “Not a lot of people start at four years old. I’ve always had a really competitive mindset because of that.”

Early on in his time on the mats, Humphrey was not the best grappler. The issue, Humphrey said, was that he simply needed to be tougher. After losing a match as a third-grader, Humphrey told his father that he wasn’t confident he could get better. Humphrey considered quitting, perhaps to try another sport. Chad, through passionate conversations, convinced Humphrey to keep wrestling through at least the eighth grade.

Toughness for Humphrey began to increase as he learned more moves. Larry James, Shawnee High School’s former wrestling coach and a member of the school’s state championship team in 1986, watched Humphrey’s progression occur faster than most young wrestlers. As Chad’s former teammate in high school, James provided additional advice and coaching to Humphrey, who began to gain confidence with each victory.

“I’d say fourth grade probably was when I figured out I was going to be stronger than most people I went against,” Humphrey said. “I was more athletic than most people I went against, too. That’s when I started winning a ton of tournaments.”

Most Saturdays in the fall involved Humphrey doing two activities: winning matches and watching the Oklahoma Sooners.

With Oklahoma's campus about an hour from Shawnee, Humphrey attended many of the Sooners' games with his family. Different from his father, Humphrey's dream was to have his family cheer for him at Oklahoma Memorial Stadium as a member of the Sooners. In the eighth grade, Humphrey switched from wrestling to football — and his feats on the gridiron were sudden and astonishing. He started as an oversized fullback who ran over defenders, either on short-yardage plays or two-point conversions. As a sophomore, Humphrey had grown into a 6-foot-4, 295-pound tight end.

"His hands were great and he scored two touchdowns that year," Billy Brown, Shawnee High's former football coach, said of Humphrey. "He was such a big body that you couldn't cover him. We would take him to seven-on-seven stuff just because he wanted to play."

College coaches also noticed Humphrey because he began showing his blocking skills as a center and tackle, whether it was in games or during summer recruiting camps.

Observing Humphrey's blocking highlights in 2015 is similar to watching an angry bouncer at a nightclub. He drove multiple defensive linemen 15 yards backward, each play ending with him recording a pancake. Defensive backs were often blocked off the field and onto the sidelines. And whenever the Shawnee Wolves passed the ball, the defender who started the play engaged with Humphrey rarely came close to pressuring the quarterback.

"He knew how to get after people," Brown said. "He worked his ass off, and he maxed out his God-given abilities."

At that time, Humphrey gained his hard-working reputation — and admiration from James and Brown — because he was practicing with the wrestling team and conducting his own weightlifting workouts in the morning before the football team's practices.

"Staying inside (with your hands) in wrestling is a big (phrase)," James said. "In football, you've got to stay inside (your opponent's chest) or you're going to get a holding penalty. If not, you're liable to get thrown. That gets transferred over from the football field to wrestling."

Following his junior football season, Humphrey realized that winter could be his final opportunity to join Shawnee's wrestling team. Humphrey, who had a perfect 4.0 GPA, knew then that he could attend college on a football scholarship in January 2017 if he graduated from high school a semester earlier than usual. Throughout his 35 years of coaching, Brown always encouraged his linemen to participate in wrestling to better understand proper techniques to gain leverage. James also needed a heavyweight on his wrestling team.

Humphrey lost weight to get under 285 pounds, Oklahoma's heavyweight limit, and began winning matches in early January, the midway point of the season. He defeated opponents with his outstanding strength, and he surprised many of them by being left-handed. He was quick enough to take down opponents and often too quick to be taken down. Most of Humphrey's matches didn't go the full three periods because he pinned many of his opponents.

"It's hard to describe how quick his feet were, how they moved," James said of Humphrey. "His footwork was unbelievable. He was so smart and coachable."

"I kept telling everybody, 'I've got the best heavyweight in the state.'"

At the time, everyone except James thought the best heavyweight wrestler was Griffin Qualls. A senior from Coweta High, Qualls was seeking to win his third consecutive state championship. Similar to Humphrey, Qualls grew up in Oklahoma and began wrestling at an early age (five).

“How I remember people is by their last name,” Qualls said. “I hadn’t heard the Humphrey name out of Shawnee.”

Qualls was introduced to Humphrey by Parker Weavel, his cousin who was a 195-pound wrestler from Tahlequah High. Humphrey’s breakout performance occurred at Carl Albert High in Midwest City, Okla., an annual tournament that often features most of the state’s best wrestlers. The previous year, Qualls won the heavyweight title over Keegan Pride from Altus High. With Coweta not competing in the tournament this time around, Qualls assumed Pride would be the champion. Weavel informed Qualls of the results.

Qualls then asked Weavel to describe the winner.

“They sent me a picture of him,” Qualls said of Humphrey. “They were sitting down at the bottom of the bleachers and he was getting warmed up. He was just standing there with his knuckles turned to the ground, his fist balled up, looking just swole as ever. And I’m like, *‘Who the fuck is this guy?!’*”

Qualls wasn’t the only person who had that thought. In the tournament, Humphrey dominated a wrestler from Del City High, flipping his opponent on his back and pinning him in the first period. Humphrey’s move was so swift and so effective that it stunned Nick Warehime, Del City’s athletic director.

Warehime walked over to James to ask a simple question: “Who is that kid?”

“Oh, that’s Creed Humphrey,” James responded.

“Does he play football?!”

“Yeah.”

“What did he make on his ACT?”

At that moment, Humphrey, who had just come off the mat, told Warehime he earned a 32.

“I mean, Warehime just about went crazy,” James said.

Warehime grabbed his smartphone and called Derek, his son who was the offensive line assistant at Houston.

“Hey, you’ve got to come see this kid!” Warehime told his son. “He wrestles, he plays football and he made 32 on his ACT. Offer him a scholarship!”

Indeed, Houston was one of the first Division I programs, along with Tulsa and Memphis, to offer Humphrey a football scholarship. After the tournament, though, most people involved in wrestling in Oklahoma wanted to see a compelling match between Qualls and Humphrey. Qualls thought his first chance was going to be in early February 2016, when Coweta hosted Shawnee. Humphrey, however, was attending a football recruiting camp.

A few weeks later, at the dual team state tournament, Qualls and Humphrey saw one another for the first time. Shawnee didn't qualify for the tournament, but Humphrey observed Qualls' techniques and strategy.

"We knew Griffin was a good wrestler," James said. "We wanted one shot at him at the (individual) state finals. We didn't want to let him make adjustments on us."

Humphrey pinned TJ Singleton from Carl Albert to qualify for the state tournament, he defeated Pride a second time to win the West regional title and he scored an early takedown to beat Montana Phillips from MacArthur High — who later became a two-time state champion — in the semifinals.

The much-anticipated heavyweight state final between Qualls and Humphrey was held Feb. 27, 2016, in Oklahoma City. Humphrey entered the match with a 19-0 record. Qualls was 40-2.

"That was a doozy," Qualls said. "I remember the game plan that we had. Literally the words in my head were, 'Fuck that.' Once my head hit Creed's shoulder, I was like, 'Yeah, we're going to have to figure this out. That was 30 seconds into the match.'"

Qualls' first strategy was to pull Humphrey closer to him, as a setup to grab one of his legs for a takedown. Humphrey's feet, though, were too fast. Much of the match, Humphrey said, was a technical battle between him and Qualls, as both struggled to gain an advantage.

Humphrey took a 1-0 lead early in the second period when he escaped Qualls from the bottom position. In the third period, Qualls tied the match 1-1 when he did the same.

"If those guys wrestled 10 times, it's probably 5-5," James said. "I think Griffin would say the same thing."

During the match, James and his assistant, Jason Merrill, told Humphrey to try a different technique. Humphrey, in top position, drove into Qualls from the side to keep him flat on the mat.

"He made the adjustment just like that," James said of Humphrey. "It was unbelievable. That's when I told everybody, 'That guy is the smartest guy I've ever coached.' We hadn't really had time to work on it. It looked like he had been doing it for 100 years."

In the overtime tiebreaker, Qualls won the coin toss and chose to start the first of two 30-second periods on bottom. He escaped for a 2-1 lead. In the second 30-second period, Humphrey needed to escape to at least push the match to a deciding 30-second ride out. But Humphrey couldn't escape.

"Up to that point, he was the strongest dude I had ever wrestled," Qualls said of Humphrey. "I remember me not being able to keep his elbow down to his body. He could just do a shoulder workout with all of my strength. It was me maybe wanting it a little bit more because Creed saw the bigger picture about playing on Sundays."

The grueling battle was further illustrated in the medal presentation. Qualls, who didn't smile while donning the gold medal atop the podium, was just relieved to win his third consecutive state title. On the second-place step of the podium, Humphrey was still taller than Qualls, who is 5-foot-11.

Although he was disappointed with the outcome, Humphrey knew the match, and his final wrestling season, was going to be beneficial to his football career.

“It was a fun match, a really tiring match,” Humphrey said. “After the match, I went and got a ton of food. That’s the best part I remember the most, not having to cut weight anymore.”

A few weeks later, Qualls became friends with Humphrey, the competitors following one another on social media platforms. Qualls then began watching highlights of Humphrey in pads, which left him, a former left guard on Coweta’s team, astonished by the domination from one play to the next.

“Uh yeah, that boy Creed, man,” Qualls said. “As tame as he was on the wrestling mat, no, that dude was obliterating people, one-handed pushing people over.”

Nick Saban, the illustrious coach at Alabama, offered Humphrey a scholarship less than two months after that final wrestling match. As Saban recruited Humphrey, who was the third-ranked center in the country, he asked Brown, Shawnee’s football coach, a question that often reveals an athlete’s character: What would you change?

“I honestly couldn’t think of anything,” Brown said of Humphrey. “He was a leader, smart and talented. He definitely put the time in. It’s like, ‘Damn, nothing.’”

In Humphrey’s senior season, the Shawnee Wolves struggled, finishing with a 5-6 record. But Humphrey was still the best player on the field. He earned All-State honors after improving his already impressive blocking techniques. In addition to Alabama, several other colleges — Oklahoma, Texas, Texas A&M, Oklahoma State and Kansas State — offered him a scholarship, as most coaches noticed that he rarely made a mistake or missed an assignment.

Humphrey explained to coaches that wrestling helped his hip flexibility and increased his knowledge on how to counterattack defensive linemen.

“Getting the leverage was really second nature for me when I really started to learn the technical aspects of offensive line play,” he said. “I was able to translate a lot of stuff more fluidly than I probably could have before, just understanding how to position my body in the right way. It was a huge help for me.”

Fulfilling his dream, Humphrey began attending classes at Oklahoma in January 2017. Bill Bedenbaugh, Oklahoma’s co-offensive coordinator and offensive line coach, felt Humphrey could’ve started for the Sooners as a true freshman because he was advanced both physically and mentally for his age. Instead, he redshirted in 2017. But in 2018, Humphrey became the starting center, supplanting redshirt senior Jonathan Alvarez. He helped his fellow linemen win the Joe Moore Award, an annual honor in college football given to the best offensive line.

“I knew dang near after a couple of practices this dude had a chance to be special,” Bedenbaugh said of Humphrey. “I’ve never had a wrestler that was a bad player. Even when he got in bad positions, he could get out of them.”

Humphrey’s highlights in college were distinguishable. He continued to win his one-on-one matchups in a 2018 game against Alabama despite losing his helmet during a play. Linebackers were often smothered by Humphrey’s blocks. Against Texas in 2019, Oklahoma scored its game-winning touchdown on a running play in which Humphrey created the running lane near the goal line.

In 37 starts, Humphrey didn't allow a sack and surrendered just two quarterback hits, according to Pro Football Focus. He was honored as the Big 12 Offensive Lineman of the Year as both a sophomore and junior.

The Chiefs were thrilled to be able to select Humphrey with the No. 63 pick in the draft because they knew his college experience included him blocking for star quarterbacks in [Kyler Murray](#) (the former No. 1 pick and Arizona Cardinals' starter) and [Jalen Hurts](#) (the Philadelphia Eagles' starter). Humphrey cried when he learned he was going to be playing with Mahomes, an MVP winner and a Super Bowl champion.

"He's not a dude that shows a ton of emotion, but he was as excited as I've ever heard him," Bedenbaugh said of Humphrey. "How could you not be? You're close to home, you're playing for a team that won a Super Bowl, played in the Super Bowl two consecutive years and you're with a Hall of Fame head coach (in Andy Reid). He went to the best spot he could possibly go to."

Once again, as he did at Shawnee High and the University of Oklahoma, Humphrey began his NFL career exceeding expectations.

Humphrey has wowed the Chiefs over the past four months with his intelligence, athleticism, confidence, consistency and leadership skills. Reviewing the Chiefs' exhibition games, Reid marveled at how well Humphrey executed screen plays, where he was required to flash his mobility and timing when blocking a defender on the perimeter. In 44 pass-blocking snaps in the preseason, Humphrey didn't surrender a single pressure, according to Pro Football Focus.

"Creed is incredible, man," said left tackle [Orlando Brown](#), who was Humphrey's teammate in college. "My last year at OU, he was coming in as a freshman. He learned the system fast, he's very competitive and he loves football. I think those three things are definitely going to help him excel. He has All-Pro, Pro Bowl potential."

While eager to make his NFL debut, Humphrey is grateful the first sport he loved influenced his success in his favorite sport. And Humphrey has already promised to continue his family's tradition: He will introduce his future children to wrestling.

(Orlando Brown)

A promise to his father: Why Orlando Brown left the Baltimore Ravens for the Kansas City Chiefs

Adam Teicher

September 15, 2021

ESPN

KANSAS CITY, Mo. -- Former NFL offensive lineman Jammal Brown received a call last season from good friend [Orlando Brown Jr.](#) in the moments after Orlando's team, the [Baltimore Ravens](#), beat the [Washington Football Team](#).

Orlando Brown had played in 53 NFL games to that point as an offensive lineman, including two in the playoffs. But this one was special.

"He called me and he was crying," said Jammal Brown, no relation to Orlando. "He just said, 'I got to play left tackle.'"

The emotions poured out that afternoon because in Orlando Brown's world, left tackle isn't just a position but *the* position. That spot was the dream of his father, longtime NFL offensive tackle Orlando Brown Sr., who died at 40 of diabetic ketoacidosis when Orlando Jr. was in high school in 2011.

The Ravens traded Brown last spring to the [Kansas City Chiefs](#), where he will get the chance to be the left tackle for the long term. That's something Baltimore wouldn't give him. The Ravens have their long-term left tackle in [Ronnie Stanley](#), and Brown played on the left side only because Stanley was injured last season.

Things come full circle for Brown on Sunday night, when the Chiefs and Ravens meet in Baltimore (8:20 p.m. ET, NBC).

The promise

Orlando Brown Sr. played 129 NFL games over nine seasons with the Ravens and [Cleveland Browns](#), all as a right tackle. But he didn't want that path for his son.

He preferred that Orlando Jr. play left tackle, the glamour position of the offensive line (if there is one), because that's the player who protects a right-handed quarterback's back side.

His father was passionate about Brown playing the left side, so passionate that he wouldn't have it when Orlando Jr.'s coach as a freshman in high school planned to play him at another offensive line position.

He told the coach his son was a left tackle, and if he didn't play there, he wouldn't play anywhere on offense. So Orlando Jr., a future Pro Bowler at offensive tackle, was a defensive tackle that season.

"Something he made me promise him was that I was going to be a left tackle and that I was going to play in this league for 10-plus years and be a Hall of Famer," Orlando Jr. said. "My dad understood the magnitude of [being a left tackle], often being the captain of the offensive line, often being one of the better players on offense. It was just kind of ingrained in me at a young age and ... it was a dream and goal I set for myself in this league.

"I grew up with my father playing in this league ... as a right tackle. In my household, if you weren't playing left tackle, I won't say he disowned you but he kind of talked back to you. Growing up, my dad would tell me straight up, 'Hey, study Tony Boselli, watch his game, watch Anthony Munoz, watch all these guys, watch Bryant McKinnie.' He would tell me, 'Don't watch my film.' Obviously I did because he was my father but he would tell me, 'Look at the left tackle.'"

Zeus and Baby Zeus

Orlando Sr. was by all accounts a good player, though he had no Pro Bowls or All-Pro selections to show for it. His career is best remembered for two things, one being accidentally hit in the eye with a penalty flag thrown by an official in a 1999 game.

The other was his size. Brown was big enough to stand out even in a profession filled with large players. At 6-foot-7 and 360 pounds, he was big enough to acquire the nickname of Zeus from his teammates.

He would occasionally bring Orlando Jr. to practice, and as his son grew, it was apparent he would become big like his father. His dad's teammates nicknamed Orlando Jr. Baby Zeus.

It was also apparent Orlando Jr. would become a football player.

"Orlando learned everything he knew about football from his father," said Mira Brown, Orlando Jr.'s mother. "He learned how to get into a stance from his father. He was getting into a stance since he was 2 years old."

Orlando Sr. had high standards for his son. Jammal Brown said Orlando Sr. once walked out of a high school game when his son wasn't using his strength and size to dominate his opponent the way he believed he should.

"His dad was the type of guy who was like, 'If you're not going out there to be an animal on the field because you're the biggest guy, then I don't want you playing,'" Jammal Brown said. "His dad was like, 'You're the biggest kid out there so don't be the most timid kid out there.' His dad didn't want to see it. But then Orlando turns into this monster and so he wishes his dad was alive to see this.

"That's what keeps Orlando going. Being able to get to the NFL and be a Pro Bowl player, be known as an aggressive blocker. Those are all the things he wanted to prove to his dad."

From tragedy to draft day

His father died unexpectedly, but that didn't deter Orlando Jr.'s determination to carry out his wishes. At 15 years old, he spoke at his father's funeral and told everyone he would keep his word to his dad. He would take care of his mother and two younger brothers, and he would do it by playing football.

He finished high school and played in college at Oklahoma, where he started 40 games, all at left tackle. He was almost his father's size -- the Chiefs list him today at 6-8 and 345 pounds -- and appeared headed for a high draft slot.

Then he tested poorly in almost every drill at the 2018 NFL scouting combine. His 40 time of 5.85 was the slowest of any player that year. His vertical jump and broad jump were the lowest among all combine participants. He had 14 reps on the bench press, lowest among offensive linemen and fewer than some wide receivers and cornerbacks.

He was drafted by his hometown Ravens, one of his father's former teams. But it didn't happen until the third round. Since Brown didn't have the quick feet and other athletic skills considered necessary for an NFL left tackle, the Ravens had no plans to play him there. He would instead be a right tackle.

"What a blessing for Orlando Jr. to be drafted by the Ravens," Mira Brown said. "For him to have that opportunity to actually walk in his father's footsteps in a city where he was born, Orlando Sr. would have been ecstatic. The Ravens had been our family for 25 years."

The union between the Ravens and Orlando Brown's son also stirred some memories for the father's former offensive line teammates. They had a tradition of gathering for one Ravens game each season, and they would always remember the one starter from the group who was no longer with them.

"When the Ravens drafted him, that was probably when everything came full circle," said former Ravens guard Edwin Mulitalo, who played with Orlando Sr. "All of a sudden, I felt the chills. I remember thinking that God works in mysterious ways.

"Zeus was a commanding force. When he walked into the room, you couldn't help but see him. When Orlando Jr. put that jersey on for the first time and that helmet and you saw him playing for the Ravens, it gave you a flush of memories."

Leaving Baltimore

Brown played well enough at right tackle to be a Pro Bowler in 2019. He also made the Pro Bowl team last year, when he split his season between the two positions.

But it wasn't enough for Brown, who wanted to be the left tackle on a full-time basis. When the Ravens signed Stanley to a long-term contract extension last year, Brown knew if he was going to fulfill his father's dreams, it wasn't going to be with the Ravens.

"He didn't want to believe that at first," Jammal Brown said. "He went to high school near Baltimore. His dad played there. He got a lot of love there. He was on a winning team. His friends were there. It was a perfect situation for him, other than that he wanted to play left tackle.

"But to do those things his dad wanted him to do, the things he told his dad he was going to do, he was going to have to leave."

Brown requested the Ravens trade him to a team willing to play him on the left side. Enter the Chiefs, who were searching for a left tackle after releasing the long-time incumbent, [Eric Fisher](#).

They tried to sign veteran free-agent [Trent Williams](#) but came up short. They weren't thrilled with many of their other free-agent options or those in the draft.

After some internal discussion about whether Brown could adequately handle the responsibility of protecting quarterback [Patrick Mahomes](#) from the left side, they determined he could.

"Orlando is one of those guys where it doesn't always look pretty but once he gets his hands on you, it's hard to do anything," Chiefs general manager Brett Veach said. "He's so big, so massive. These defensive linemen, they get tired quickly. It's frustrating when you're a defensive lineman and you can't bull rush. Then you start dancing and playing games and then the ball is out. Point A to Point B is the best way to win in the pass rush in our league. He can shut that down."

'The worst athlete in the NFL'

Brown readily acknowledged he's not a classic fit at left tackle in a passing offense like the Chiefs have, saying, "I'm the worst athlete at left tackle, by far." But he also said that doesn't mean he won't excel at the position.

"The offensive line positions are positions that can be manipulated," he said. "Often times, you have men who are undersized who can play at a high level. A lot of times you have guys who are really big and super athletic who can play at a high level. Then you have guys like me, the worst athlete in the NFL, with the ability to stay between his man and the quarterback. All of that comes down to understanding my pros and cons and working with and around those. There are tricks and techniques I can use to take advantage of other guys."

Jammal Brown, who played tackle for seven NFL seasons for New Orleans and Washington and twice reached the Pro Bowl, said, "He plays the best way he can play. He doesn't go out there and try to have quick feet because he doesn't have quick feet. He understands his size and his reach and that if a guy has to go through him, Orlando wins. If a guy tries to run around him, he makes the guy run way around. He understands that and that's how he plays the game. That's why he can be a successful left tackle in a passing offense when most guys who put up his numbers and have his type of build and shape, they put them at right tackle.

"He feels he's a better player at left tackle. He's left-handed. When you can get your strongest hand on a guy first, you feel you can control a guy better. Me playing left tackle in the NFL and being right-handed, I totally get it and understand it."

Now it's up to Brown to take advantage and make his stay at left tackle a long one. Those close to him are counting on him being successful.

They know the motivation behind it.

"Orlando [Sr.] would be proud but I can see him getting after Orlando Jr. to be more physical," Mulitalo said. "That was always the main thing with Orlando. He was always telling me, 'Let's drive these fools into the ground.' The physicality was his whole game. He would have told his son, 'Stop being so soft' even if he was doing a great job.

"But now he's validating all of Zeus' work. It wasn't that he provided food on the table or all the material things. It was that he provided the mentality to work. That's why he would be so proud, because his kid is working and achieving those goals."

(Darrel Williams)

Chiefs running back Darrel Williams turned mom's tears into hollers of happiness

Adam Teicher

October 21, 2021

ESPN

KANSAS CITY, Mo. -- Karen Williams cried when her son, [Kansas City Chiefs](#) running back [Darrel Williams](#), failed to be selected in any of the seven rounds of the 2018 NFL draft. She thought he would never get a shot to play football at its highest level.

She was filled with emotion of a different kind on Sunday at home in Louisiana while watching Williams play for the Chiefs. Williams scored two touchdowns and led his team with 62 rushing yards in a 31-13 victory in Washington.

"I was screaming and hollering so loud I didn't think I'd have a voice when the game was over," Karen Williams said.

Forgive Karen for momentarily thinking an NFL career might not be in store for her son. He has a history of being overlooked.

He was a prolific runner in high school, achieving so much that he received and accepted a scholarship offer to LSU. But once in Baton Rouge, he played little as a backup behind running backs [Leonard Fournette](#) and [Derrius Guice](#).

When he went undrafted, Williams didn't turn it into a setback. Instead, he signed with the Chiefs, who at the time had the league's leading rusher from the previous season in [Kareem Hunt](#).

Since then there hasn't been a lot of playing time for Williams in Kansas City. He had his moments, like when he scored two touchdowns in the fourth quarter -- including the game winner in the final seconds -- of a 2019 game against the [Detroit Lions](#) or when he led the Chiefs with 78 rushing yards during last season's divisional round win over the [Cleveland Browns](#).

But with starting running back [Clyde Edwards-Helaire](#) on injured reserve -- at least a three-game window -- Williams has a chance to stake his claim to a more consistent role over the long term.

"This is my first time really starting in the league for real," Williams said. "Just the opportunity, I've got to make the most of it. It's something big for my mom and my dad. I didn't get drafted. The look in my parents' eyes, watching my mom cry, that meant something special to me. I had never seen my mom cry. Just having that moment, not getting drafted. ... I kind of took that to heart. Now I get this opportunity and I've got to make the most of it, just for her."

Karen Williams said her son has long had the goal of being a football star, which hardly makes him unusual among NFL players. But few went to the lengths Williams did at a young age to make it happen.

She recalled Darrel being in middle and high school and running up and down their street in Louisiana dragging a chute behind him as a conditioning exercise.

"On our block, everybody saw it," Karen Williams said. "The whole neighborhood knew it when Darrel Williams was working out.

"That's why I was so emotional when he wasn't drafted. This is what he had worked his whole life for. He worked so hard and then it didn't work out like that and so emotionally I was broken, in pieces. But he just looked at me and told me not to worry and said everything would work out. It has."

At 224 pounds, Williams is by far the biggest of any of the Chiefs' backs, including the 205-pound Edwards-Helaire. The Chiefs like him for his size and versatility. They are as comfortable with him on passing downs as they are in regular down-and-distance situations, red zone, third downs and short-yardage.

That's why Williams, when asked his expectations for himself during Edwards-Helaire's absence, said, "Just continue to be myself, be consistent. ... I feel I can do anything: short yardage, catching out of the backfield, whatever. I'm an all-around back."

The Chiefs seem to agree. They've acquired many other backs since signing Williams. The list includes [Damien Williams](#), [LeSean McCoy](#), [Le'Veon Bell](#) and Edwards-Helaire.

Williams has outlasted all of them except Edwards-Helaire.

"Darrel has been doing this for a number of years," offensive coordinator Eric Bieniemy said. "He's done a lot of great things. Obviously he hasn't had the opportunity to play as much as everybody would want him to play but there's a reason why he's here.

"He's more than ready. This is the opportunity that he's been waiting for."

(Nick Bolton)

Nick Bolton Named NFL Defensive Rookie of the Month

Bolton racked up 32 tackles and seven tackles-for-loss in October

Matt McMullen

November 4, 2021

Chiefs.com

The National Football League recognized the strong play of Kansas City Chiefs' linebacker Nick Bolton on Thursday, as the University of Missouri product earned "Defensive Rookie of the Month" honors for October.

Bolton recorded 32 total tackles during that four-game stretch – which ranked second among all rookies – while racking up the second-most tackles-for-loss (7) of any player in the league in that time. He was particularly productive over the last two weeks, tallying 26 total tackles (the third-most in the NFL) and four tackles-for-loss.

Additionally, Bolton's performance against the Tennessee Titans in Week 7 marked the first time that a rookie amassed 15+ tackles and 4+ tackles-for-loss in a single game since at least 1999. That outing unfortunately came in a losing effort, but Bolton maintained his strong play in last week's victory over New York with a team-most 11 total tackles.

The folks at Pro Football Focus currently rank Bolton's tackling ability as the best among all rookie linebackers and the fourth-best among all rookie defenders overall, further exemplifying what's been a strong start to his young career.

The former second-round pick is the first member of the Chiefs to earn Defensive Rookie of the Month honors since cornerback Marcus Peters did so in 2015, and if he keeps this up, more awards could be on the way.

(Tyreek Hill)

Speed is the 'easy answer' when describing Kansas City Chiefs' Tyreek Hill

Adam Teicher

November 10, 2021

ESPN

KANSAS CITY, Mo. -- Between his many long touchdowns, his talk of races against Usain Bolt and trying to make the U.S. Olympic team as a sprinter, it's easy to know [Tyreek Hill](#) only for his world-class speed.

Hill is fast. He ran a 4.24-second 40-yard dash as he was preparing to enter the 2016 NFL draft, and in his seventh season with the [Kansas City Chiefs](#), he doesn't look like he has slowed much, if at all.

But knowing Hill only for his speed ahead of the Chiefs' Sunday night matchup with the [Las Vegas Raiders](#) (8:20 p.m. ET, NBC) is getting only part of the story.

"It's easy to say his speed," Chiefs offensive coordinator Eric Bieniemy said when asked what qualities make Hill one of the NFL's top wide receivers. "But that's the easy answer."

Indeed, there's more to Hill's game than speed and more to the big plays.

Hill ranks second in the league in receptions (68) and fifth in receiving yards this season (772). He ranks ninth this season with average separation above expectations of .20 seconds. At 5-foot-10, he doesn't have a height advantage over most opponents, but he tends to get an advantage from the snap even if the nearest defender is on him right away.

"He's one of the best in the league at the line of scrimmage," ESPN NFL analyst Matt Bowen said. "His lateral change of direction ability, his ability to set up a defensive back, allows him to get into the routes with more speed and to run away from coverage. He creates that instant separation and then you get into that immediate burst and then the long speed, which allows him to create explosive plays.

"He's excellent after the catch, too. His catch-and-run ability is near the top of the league. That's why you see Kansas City throw so many quicks, so many unders, and use him on wide receivers screens. That all allows him to play to his ability to attack open grass."

Chiefs wide receivers coach Joe Bleymaier said, "He doesn't let the defender reroute him or force him anywhere he doesn't want to go."

Hill also appears to get in and out of his breaks on his pass routes at or near top speed. He doesn't seem to slow when he makes a cut.

"When you watch him sync his hips and transitions in and out of breaks, it's amazing to see," Bieniemy said. "You look at it sometimes and wonder, 'How did he come out of that?' Those are the things he works on."

Since joining the Chiefs, Hill has showed a talent for making plays downfield, even when he has been well covered. In those cases, he has adjusted to the ball better than the defensive back in his area.

Chiefs coach Andy Reid has frequently cited this ability as one of Hill's best, saying he would make an excellent baseball center fielder.

"The thing that amazes me the most is that he's fast and quick, but it's his endurance while being fast and quick," Reid said. "Normally, you don't see that. I tell him that he has this 'Cheetah' nickname, but he is really not a cheetah because they're normally a burst and then they go rest for about eight hours. That's not this guy. He can keep going, over and over again. It's pretty amazing.

"He's got a unique combination [of skills]."

Bowen said, "He doesn't slow down when the ball is in the air. There are three guys who fit into that group. It's Tyreek Hill, it's [Antonio Brown](#) and it's [DeSean Jackson](#). They are faster when the ball is in the air because they don't break stride. They have great ball-tracking ability."

Hill played a lot at running back in college and looks like one when he runs with the ball after the catch. His speed and quickness help, but he also usually makes good decisions about where to go with the ball.

"That's why you see him get the ball on reverses and jets, because he has great vision," Bowen said. "He turns into a running back after the catch and that's a special trait for a wide receiver to have. There aren't many wide receivers who have it."

Hill said his understanding of defenses and their coverages has helped him grow as a receiver since he joined the Chiefs in 2016. The wide receivers coach at the time was David Culley, now the head coach of the [Houston Texans](#).

Culley taught Hill to see the entire secondary before the snap and not just the cornerback covering him.

"He always told me the good [receivers], they see one safety, but the great ones, they see the whole field, like the corners and the safeties," Hill said. "I always try to keep that in my mind when I line up. I always try to see what the other corner is doing and both safeties are doing before I line up."

Hill's signature plays are the ones that go for big yards, but he has been affected by the Chiefs' offensive slump as much as anyone. He has seven catches this season of 20 or more yards, all coming in the first four games of the season. He had 10 such catches through nine games last year.

But Bowen said he doesn't see a player on the decline when he watches the 2021 version of Hill.

"I know he's had a couple of drops that led to interceptions. But in terms of production and his impact on the overall game and the consistent conflict he places on the defense, there's been no drop-off in his game. He's still one of the best."

More likely, the decline in Hill's numbers are a symptom of a larger problem with quarterback [Patrick Mahomes](#) and the offense. To the Chiefs and safety [Tyrann Mathieu](#), he's still one of the best.

"Most players are competitive, but he has competitive greatness," Mathieu said. "What I mean by that is in tough situations, critical moments, only a few people can make certain plays. He's one of those players."

"The only way you can cover him is to have that competitive greatness yourself. You have to know the ball is coming to him and in your mind you believe you can make the play. You just have to match his energy, his attitude, and that's hard to do. He's on another level most of the time."

(Tommy Townsend)

Kansas City Chiefs second-year punter Tommy Townsend happy to see 'hard work' pay off

Herbie Teope

December 3, 2021

KC Star

Chiefs punter Tommy Townsend didn't discover that he was [selected as the NFL's AFC Special Teams Player of the Month](#) for November the normal way.

Instead of hearing about it from the team or seeing an announcement on social media, the second-year pro learned of his accomplishment while on the way to the team's training facility Thursday morning for work.

Townsend received notification from the people closest to him.

"My oldest brother, Clay, sent like one of the pictures of it, a screen shot of it, to our family group text," Townsend said Friday with a smile. "As soon as I saw it, I was so happy, I was ecstatic.

"I mean, that's like obviously one of the top awards that you can get during the season. It was such an incredible feeling just to see all my hard work really paying off."

Did it ever.

The Chiefs' punter turned heads with an incredible November, a month where he totaled 10 punts and averaged 54.9 yards (50.7 net) per attempt. Six of his 10 punts, which included a long of 68 yards, landed inside an opponent's 20-yard line to help turn field position in the Chiefs' favor.

He also showed off his arm strength by completing a pass to wide receiver/gunner Marcus Kemp on a fake punt against the Las Vegas Raiders in Week 10. And he's prepared just in case he's called upon again to attempt another pass.

"Just try and keep the arm loose," Townsend jokingly said. "That's about it. Just try to keep it loose."

Townsend, who secured AFC Special Teams Player of the Week honors in Week 9 for his day against the Green Bay Packers, also became the first punter in Chiefs history to claim a monthly award.

"That's another incredible honor," he said. "Obviously there are so many greats here and being a first to anything is really cool."

The Chiefs originally signed Townsend in 2020 as an undrafted free agent out of Florida to replace long-time veteran Dustin Colquitt. So far, he's been everything the Chiefs could've hoped for.

“Nobody works harder,” Chiefs coach Andy Reid said Friday. “He and (kicker Harrison) Butker are relentless working with one another. It’s paid off for him this past month, so now his challenge is he keeps going. He’s got to keep pounding here and consistency is a huge thing for a punter in this league.”

Through 11 games this season, Townsend has answered the call with 26 punts for 1,263 yards, averaging 48.6 yards per try.

Whether there are more awards awaiting him on the horizon remains to be seen, but he remains focused on doing his job to the best of his ability.

“I’m going to try and keep doing what I’m doing, and let everything else take care of itself,” Townsend said.

(Tyrann Mathieu)

There's deeper meaning in KC Chiefs safety Tyrann Mathieu's man of the year nomination

Vahe Gregorian

December 9, 2021

KC Star

Not long after the Chiefs signed the linchpin of their extreme defensive makeover in 2019, new defensive coordinator Steve Spagnuolo recalled what a friend who had worked with Tyrann Mathieu had told him: "He changed the building the minute he walked through the door."

That was validated and accentuated and punctuated many times over on the Chiefs' journey to their first Super Bowl triumph in 50 years.

But Mathieu's impact was far deeper and wider than what we witnessed in his sterling play on the field. It was, and continues to be, delivered in infinite ways that reflected the sincerity of [his words one day when I had a one-on-one chat with him by his locker](#).

"Being a great teammate," he said, "it might be better than being the best player on the team."

Coming from a man who quite arguably is the second-best, or at least second-most influential, player on the team behind Patrick Mahomes, that mindset has particular sway.

Maybe you know the incredible power of that example first-hand if you're lucky enough to have experienced it through people in your own life. If not, though, the Chiefs offered plenty of testimony from the start that resonates to this day.

Cornerback Charvarius Ward couldn't say enough about how Mathieu both encouraged and critiqued him, about how "everything lights up" when he enters a room and what it meant in terms of camaraderie and chemistry to go to his house with teammates every Thursday night.

Diagonally across the locker room, then-Chiefs receiver Sammy Watkins marveled at how Mathieu "affects everyone around him. ... It's just something he's been called to do. I can feel his energy everywhere."

Everywhere, it turns out, extends quite beyond the confines of Arrowhead Stadium or the locker room at the practice facility.

Because as much as Mathieu can be appreciated for being all over the field, the three-time All-Pro who was named to the Pro Football Hall of Fame's All-Decade Team for the 2010s, he has a parallel persona and range off the field that connect at their core.

And for his exhaustive community service and charitable work, a notion that had him meeting with then-Mayor Sly James about how he could help before he even had played a game here,

Mathieu on Tuesday was named [the Chiefs' nominee for the NFL's Walter Payton Man of the Year award](#).

One player from each of the 32 teams is nominated for the award, which the NFL calls its “most prestigious honor.” If Mathieu is named the winner on the Thursday before Super Bowl LVI, he’ll become the sixth Chief to be thus recognized after [Willie Lanier, Len Dawson, Derrick Thomas, Will Shields and Brian Waters](#).

But he doesn’t need that title, or even this nomination, to confirm his emphatic impact. Virtue is its own reward, after all.

“Obviously you don’t do those things for recognition,” Mathieu said Wednesday as the Chiefs (8-4) prepared to play the Las Vegas Raiders (6-6) on Sunday at Arrowhead Stadium. “You just do them because it’s in your heart to do it, and you feel like that’s the right thing to do.”

In his case, this way of looking at things has been harnessed and actualized with the help of past NFL teammates such as Larry Fitzgerald, Patrick Peterson and Calais Campbell in Arizona.

But the seeds were planted long ago [amid the tumultuous circumstances of his upbringing in New Orleans](#), where he experienced endless loss but also saw it as what he has called “a place where a lot of people put their arms around me.”

“I think for the most part I’m self-motivated, I can get myself going,” he said, citing his grandmother, high school and former teammates when he added, “But when I sit down and I really reflect on my life, I think I’m here because other people decided to really invest in me, to help me and spend that quality time with me.”

So he tries his best to have a good answer when defensive backs coach Dave Merritt says, “What are you doing to pay it back?”

By never forgetting from where he came and the road that it took to get here, he’s made himself unforgettable by the way he applies what he does on the field to what he can do off it.

When he said in 2019 that he was “in the business of building people up,” he was speaking specifically about the team. But it might as well have been a mission statement for his life.

[The Honey Badger](#), it turns out, does care. About everything he does. Sometimes more than may be healthy for him.

So maybe it was no wonder early-season criticism of the team tweaked a nerve with Mathieu, who wrote on Instagram that [Chiefs fans “might be one of the most toxic fan bases in all of sports.”](#)

A day later, he asked the Chiefs to be part of a Zoom interview to take ownership of what he called a mistake while adding some meaningful context.

“Obviously we don’t want to lose, but I’ve got to do a better job of dealing with the negativity,” he said then. “This game means a lot to me. My teammates mean a lot to me. So from time to time, certain things (and) certain comments can get under my skin.

“Not just me personally, but with my teammates, as well. I always feel like I have to come to the defense of somebody, whether it’s me or my teammates. I do think there’s a time and a place

for everything, so that's one of the areas I could see myself growing in as I get older in this league."

But back to the most substantial point here.

"He truly cares about people; I think that's the biggest thing," Mahomes said. "I mean, he came up in a rougher part, so he understands how much the impact of people can be to bring out greatness in everyone.

"So for him to be able to be in this locker room, be such a leader, it sets an example for everybody on how you should act on and off the field."

Including, noted coach Andy Reid, his willingness to not just put his money behind causes but also his willingness "to give up time" to them.

"Big heart," Reid said. "Great person."

So the guy Reid says "mother-hens everybody out there to make sure they're doing the right things" also is relentless in his other pursuits. Enough so that the works actually are too extensive to fit in this space. But here's a glimpse:

As the Chiefs summarized it in their news release, "from distribution of school supplies at the start of the school year to taking underserved youth on a shopping spree as the fall unfolds to doling out turkeys leading into Thanksgiving to providing a special surprise dinner and gifting experience for families leading into the holidays, Mathieu and his Foundation annually are making a mark in his adopted Midwestern home."

The investment in the community has gone on and on, including donating 30,000 meals to Harvesters shortly after the pandemic hit and teaming with the KC Election Board, Rock the Vote and Harvesters to host a voter registration and food distribution event and, along with Mahomes, publicly supporting the Black Lives Matter in a video that had enormous impact.

To say nothing of such efforts over the years as [shutting himself in a freezer for 20 minutes](#) to raise awareness of the agony of dogs left outside in the cold during the winter months.

In the video made for PETA, a sequel to the one he did in a car to bring attention to opposite hazards in Arizona, Mathieu could be seen shivering, trying to drink water that had turned to ice and bite into a candy bar that is too frozen to eat.

"All my body (wants) to do is huddle right now," he said in the video.

Meanwhile, we should all be glad to have him in our huddle here.

And we should all hope for the sake of the community, and the Chiefs, that he gets a much-deserved long-term contract here after this one expires at the end of the season.

Kansas City, after all, "just feels like home," he said.

And a better one for all of us with him here.