



**BOLT UP**  
los angeles chargers football



# GAME RELEASE



vs.



PRESEASON WEEK 2 | SAT. AUG. 17 | 4:05 PM PT



# GAME RELEASE

213.719.6600 | Chargers.com | @Chargers



Josh.Rupprecht@Chargers.NFL.com | Jennifer.Rojas@Chargers.NFL.com

Lauren.Georgeson@Chargers.NFL.com | Brock.Anderson@Chargers.NFL.com

Leonie.Strehl@Chargers.NFL.com | Ricky.Martinez@Chargers.NFL.com

## BOLTS AND RAMS SQUARE OFF IN PRESEASON WEEK 2

The Los Angeles Chargers take on the Rams for the 41st time in the preseason, kicking off at 4:05 p.m. PT from SoFi Stadium. Noah Eagle, Dan Fouts and Jaime Maggio have the call on CBS LA, while Matt "Money" Smith, Daniel Jeremiah and Shannon Farren will broadcast on the Chargers Radio Network airwaves on ALT FM-98.7. Adrian Garcia-Marquez and Francisco Pinto will present the game in Spanish, simulcast on Estrella TV and on Que Buena FM 105.5/94.3.

The Chargers enter a new era after opening their new, state-of-the-art training facility in El Segundo — *The Bolt*. The squad begins its first season under Head Coach **Jim Harbaugh**, who recently led his alma mater, the University of Michigan, to an undefeated 15-0 record and a College Football Playoff National Championship last season.

Quarterback **Justin Herbert** continued to set records in his fourth pro season last year, as his 1,613 completions and 17,223 passing yards are the most ever by any player through the first four seasons of a career. Outside linebacker **Khalil Mack** represented the club as a Pro Bowler last season after setting a career-best and tying a franchise record with 17.0 sacks. The Bolts added to their roster this offseason by signing running backs **Gus Edwards** and **J.K. Dobbins**, while also drafting tackle **Joe Alt** in the first round of the 2024 NFL Draft.

The Rams, coached by Sean McVay, are led on offense by quarterback Matthew Stafford, wide receiver Cooper Kupp and wide receiver Puka Nacua, who was the NFL's Offensive Rookie of the Year last season. Defensively, the Rams feature Kobie Turner and Byron Young, who are entering their second pro seasons after being among the NFL's top defensive rookies a year ago.

The Chargers close the preseason in Dallas. The matchup with the Cowboys will take place on Sat., Aug. 24, with kickoff from AT&T Stadium slated for 1:00 p.m. PT

## BY THE NUMBERS

- 45** The 2024 Los Angeles roster features 45 new acquisitions, including nine draft selections, 17 free agents and 19 undrafted free agents.
- 300** QB Justin Herbert needs seven games with 300-plus passing yards for the most 300-yard games in a quarterback's first five seasons in NFL history.
- 16.0** The Chargers' punt return unit was among the best in the NFL last season, setting a single-season franchise record by averaging 16.0 yards per punt return.
- 110** OLB Khalil Mack needs 8.5 sacks to reach 110.0 for his career. He would become just the second player to reach that mark since he entered the NFL in 2014.

## ON THE CALL

**TELEVISION: CBS LA**  
**Play-by-play:** Noah Eagle  
**Analysts:** Dan Fouts  
**Sideline:** Jaime Maggio

**SPANISH TV/RADIO: ESTRELLA & QUE BUENA FM-105.5/94.3**  
**Play-by-play:** Adrian Garcia-Marquez  
**Analyst:** Francisco Pinto

**CHARGERS RADIO: ALT FM-98.7**  
**Play-by-play:** Matt "Money" Smith  
**Analysts:** Daniel Jeremiah  
**Sideline:** Shannon Farren

**CHARGERS MOBILE APP:** Official team news, full game stats and live press conferences are available on the Chargers mobile app. For more details, visit [Chargers.com/app](http://Chargers.com/app).

## 2024 CHARGERS SCHEDULE

### PRESEASON (0-1)

Wk	Date	Opponent	TV	Time*/Res.
1	Sat., Aug. 10	SEATTLE	CBS LA	L, 16-3
2	Sat., Aug. 17	L.A. RAMS	CBS LA	4:05 p.m.
3	Sat., Aug. 24	at Dallas	CBS LA	1:00 p.m.

### REGULAR SEASON (0-0)

Wk	Date	Opponent	TV	Time*/Res.
1	Sun., Sept. 8	LAS VEGAS	CBS	1:05 p.m.
2	Sun., Sept. 15	at Carolina	CBS	10:00 a.m.
3	Sun., Sept. 22	at Pittsburgh	CBS	10:00 a.m.
4	Sun., Sept. 29	KANSAS CITY	CBS	1:25 p.m.
5	—	BYE	—	—
6	Sun., Oct. 13	at Denver	CBS	1:05 p.m.
7	Mon., Oct. 21	at Arizona	ESPN+	6:00 p.m.
8	Sun., Oct. 27	NEW ORLEANS	FOX	1:05 p.m.
9	Sun., Nov. 3	at Cleveland	CBS	10:00 a.m.
10	Sun., Nov. 10	TENNESSEE	FOX	1:05 p.m.
11	Sun., Nov. 17	CINCINNATI	CBS	1:25 p.m.
12	Mon., Nov. 25	BALTIMORE	ESPN	5:15 p.m.
13	Sun., Dec. 1	at Atlanta	CBS	10:00 a.m.
14	Sun., Dec. 8	at Kansas City	NBC	5:20 p.m.
15	Sun., Dec. 15	TAMPA BAY	FOX	1:25 p.m.
16	Sun., Dec. 22	DENVER	FOX	1:05 p.m.
17	TBD	at New England	TBD	TBD
18	TBD	at Las Vegas	TBD	TBD

\*All Times Pacific

HOME GAMES IN CAPS

## 2023 AFC WEST STANDINGS

Team	W	L	T	Pct.	PF	PA
Kansas City	11	6	0	.641	371	294
Las Vegas	8	9	0	.471	332	331
Denver	8	9	0	.471	357	413
<b>L.A. Chargers</b>	<b>5</b>	<b>12</b>	<b>0</b>	<b>.294</b>	<b>346</b>	<b>398</b>

## RELEASE INDEX

Content	Page	Content	Page
The Matchup . . . . .	2	Cameron Dicker Notes . . .	24
Connections . . . . .	4	Other Player Notes . . . . .	25
Assistant Coaches . . . . .	5	Specialist Notes . . . . .	26
Uniform Records . . . . .	6	2024 Preseason Stats . . . . .	27
Justin Herbert Notes . . . . .	7	2023 Statistics . . . . .	29
Easton Stick Notes . . . . .	16	2023 Game Summaries . . .	31
Derwin James Jr. Notes . . .	17	Rosters & Transactions . . .	40
Khalil Mack Notes . . . . .	19	Media Information . . . . .	46
Joey Bosa Notes . . . . .	22		

# THE MATCHUP

## AT THE HELM



### Jim Harbaugh

#### Chargers Head Coach

Overall Record: 49-22-1 (.688)  
 Reg. Season Record: 44-19-1 (.695)  
 Preseason Record: 10-7 (.588)  
 Preseason Record vs. LAR: 0-0 (.000)  
 Preseason Home Record: 5-4 (.556)


Hometown: Toledo, Oh.  
 College: Michigan '87

Harbaugh brings with him a winning culture, posting a 144-52 record as a collegiate head coach and a 49-22-1 record as an NFL head coach. In four years, he led the San Francisco 49ers to three-straight NFC Championship Games, including an appearance in Super Bowl XLVII.

With a keen eye for talent and an ability to develop players, Harbaugh coached nine eventual first-round selections over his nine-season tenure at Michigan (2015-23). Over the course of his four seasons (2011-14) with San Francisco, Harbaugh coached 17 players to a combined 30 Pro Bowl selections – the second-most Pro Bowlers in the NFL in that time. Eight of those players were also recognized as first-team All-Pro selections from *The Associated Press*, including linebackers Patrick Willis (twice) and NaVorro Bowman (three times).

Prior to being a head coach in the NFL, Harbaugh spent four years at the helm at Stanford University (2007-10) and three at the University of San Diego (2004-06). He turned around a Stanford program that went 1-11 in 2006 and led the Cardinal to 29 wins over his four seasons in Palo Alto, Calif., including a 12-win season that culminated in an Orange Bowl victory in 2010. Harbaugh broke into the head coaching ranks at San Diego, leading the Toreros to a 29-6 record in three years.

Harbaugh played quarterback at the University of Michigan, finishing his career as one of the most efficient passers in college football history. He posted a 21-3-1 record as a starter for the Wolverines, earning first-team All-American honors and finishing third in voting for the Heisman Trophy in 1986. Harbaugh paced the nation in 1985 in passing efficiency rating, while his career passing efficiency rating ranked as the best in NCAA history for more than 12 years following his time at Michigan.



### SEAN MCVAY

#### Rams Head Coach

Overall Record: 81-52-0 (.609)  
 Reg. Season Record: 70-45 (.609)  
 Preseason Record: 7-14 (.333)  
 Preseason Record vs. LAC: 1-3 (.250)  
 Preseason Away Record: 3-7 (.300)

Hometown: Marietta, Ga.  
 College: Miami (Ohio) – '07

On January 12, 2017, Los Angeles Rams Owner/Chairman E. Stanley Kroenke named Sean McVay the 23rd full-time head coach in franchise history. McVay became the youngest coach in modern NFL history at 30 years old.

Before joining the Rams, McVay completed his third season as Washington's offensive coordinator in 2016 after initially being promoted to the position on January 15, 2014. Prior to his promotion during the 2014 offseason, McVay spent three seasons as the team's tight ends coach (2011-13) and one as an offensive assistant (2010).

McVay joined the Washington coaching staff prior to the 2010 season after an undefeated regular season with the Florida Tuskers of the United Football League (UFL). The Tuskers finished a perfect 6-0 before losing in the UFL's inaugural championship game. McVay originally entered the National Football League as an offensive assistant with the Tampa Bay Buccaneers in 2008.

McVay graduated from Miami University (Ohio) where he played wide receiver from 2004-07, earning Miami's Scholar-Athlete Award in 2007. His grandfather, John, served in various roles – including vice president/director of football operations from 1983- 94 – for the San Francisco 49ers from 1979-95, overseeing five Super Bowl championship squads and earning induction into the 49ers Hall of Fame in 2013. McVay is married to his wife, Veronika.

## 2023 REGULAR SEASON TEAM RANKINGS

5-12  
 4th (AFC West)

10-7  
 2nd (NFC West)

### OFFENSE (NFL RANK)

20.4 (21st) . . . . . Points Per Game . . . . . 23.8 (8th)  
 329.4 (18thth) . . . . . Net Yds. Per Game . . . . . 359.3 (7th)  
 96.6 (25th) . . . . . Net Rushing Yds. Per Game . . . . . 120.3(11th)  
 232.8 (13th) . . . . . Net Passing Yds. Per Game . . . . . 239.0 (10th)  
 5.06 (21st) . . . . . Scrimmage Yds. Per Play . . . . . 5.58 (7th)  
 8/49 (T-2nd) . . . . . Opp. Interceptions/Return Yds. . . . . 13/115  
 43/-355 (20th) . . . . . Sacks Allowed/Yds. . . . . 34/-237 (23rd)  
 25/13 (T-27th) . . . . . Fumbles/Lost . . . . . 11/5  
 38.4% (16th) . . . . . Third Down Pct. . . . . 42.04% (8th)  
 57.45% (12th) . . . . . Red Zone TD Pct. . . . . 63.64% (4thth)  
 28:48 (29th) . . . . . Time of Possession Avg. . . . . 30:36 (12th)  
 21 (16th) . . . . . Giveaways. . . . . 18 (T-6th)

### DEFENSE (NFL RANK)

23.4 (24th) . . . . . Points Per Game . . . . . 22.2 (19th)  
 362.9 (28th) . . . . . Net Yds. Per Game . . . . . 327.9 (20th)  
 113.2 (17th) . . . . . Net Rushing Yds. Per Game . . . . . 106.8 (12th)  
 249.8 (30th) . . . . . Net Passing Yds. Per Game . . . . . 231.1 (20th)  
 5.54 (27th) . . . . . Scrimmage Yds. Per Play . . . . . 5.33 (19th)  
 9/31 . . . . . Interceptions/ Return Yds. . . . . 10/100  
 48/-334 . . . . . Sacks/Yds. . . . . 41/-267  
 23/12 . . . . . Opp. Fumbles/Lost . . . . . 14/5  
 38.36% (16th) . . . . . Third Down Pct. . . . . 38.60% (18th)  
 59.94% (13th) . . . . . Red Zone TD Pct. . . . . 54.17% (15th)  
 21 (21st) . . . . . Takeaways. . . . . 15 (30th)

0 (T-16th) . . . . . TURNOVER MARGIN . . . . . -3(T-21st)

### SPECIAL TEAMS (NFL RANK)

46.3 (22nd) . . . . . Punts-Avg. Yds. (Gross) . . . . . 48.5 (10th)  
 42.3 (15th) . . . . . Punts-Avg. Yds. (Net) . . . . . 37.9 (32nd)  
 16.0 (2nd) . . . . . Punt Returns-Avg. Per. . . . . 10.6 (8th)  
 7.9 (9th) . . . . . Punt Returns-Avg. Per Allowed. . . . . 15.5 (32nd)  
 21.7 (22nd) . . . . . Kickoff Returns-Avg. Per . . . . . 16.1 (32nd)  
 19.4 (5th) . . . . . Kickoff Returns-Avg. Per Allowed. . . . . 26.9 (28th)  
 31/33 (4th) . . . . . Field Goals Made/Attempted. . . . . 32/43 (T-9th)

### PENALTIES (NFL RANK)

79/614 (3rd) . . . . . Penalties Against/Yds. . . . . 89/720 (T-8th)

# THE MATCHUP

## WITHIN STRIKING DISTANCE THIS YEAR

### OLB Joey Bosa

- Needs 3.0 sacks to reach 70.0 for his career and rank No. 2 in team history.
- Needs five forced fumbles to reach 20 for his career, which would be the most by any Charger since the statistic began being tracked in 1994.
- Needs a strip sack to be the first player to reach 10 since the beginning of the 2021 season.

### K Cameron Dicker

- Needs to make 16 of his next 20 field goal attempts to be one of two players in NFL history to make at least 90.0 percent (min. 75 attempts) of his field goals over the first three seasons of a career, joining Dan Bailey (90.8 pct.).

### QB Justin Herbert

- Needs 147 pass completions to set the NFL record for most pass completions in a quarterback's first five seasons in NFL history (Derek Carr; 1,759).
- Needs 275 pass completions to set the NFL record for the most completions by a player before turning 27-years old (Drew Bledsoe; 1,887)
- Needs 387 pass completions to become the fastest player in NFL history to reach 2,000 career completions (Patrick Mahomes; 81st career game).
  - Herbert would also be the youngest player ever to reach 2,000 career completions.
- Needs 2,777 passing yards to reach 20,000 career passing yards. If reached before Nov. 18, he would become the youngest player in NFL history to reach 20,000 career passing yards (Drew Bledsoe; 26 years, 253 days).
- Needs 3,396 passing yards to set the NFL record for most passing yards in a quarterback's first five seasons in NFL history (Hall of Famer Peyton Manning; 20,618).
- Needs 4,759 passing yards to set the NFL record for the most passing yards by a player before turning 27-years old (Drew Bledsoe; 21,981)
- Needs seven 300-yard passing performances to set the record for most games with 300-plus yards passing in a quarterback's first five seasons in NFL history (Patrick Mahomes; 31).
- Needs 3,000-plus passing yards to become the sixth quarterback in history to begin their career with five-straight seasons with at least 3,000 passing yards.
- Needs 20 passing touchdowns to be the fourth player in NFL history with 20-plus touchdown passes in each of the first five seasons of a career, joining Hall of Famer Dan Marino, Hall of Famer Peyton Manning and Russell Wilson.
- Needs 11 games with multiple touchdown passes to have 47 multi-touchdown games in his career, good for the second-most in a quarterback's first five seasons in NFL history.
- Needs 15 games with multiple touchdown passes to set the record for most games with multiple passing scores in a player's first five seasons in league annals (Hall of Famer Dan Marino; 50).
- Needs six games with three-plus passing touchdowns to be the third player in NFL history with 25 three-passing touchdown performances within the first five seasons of a career, joining Hall of Famer Dan Marino (33) and Patrick Mahomes (28).

### S Derwin James Jr.

- Needs three tackles to reach 500 for his career. If accomplished in the first game of the season (67th of his career), would become the fastest defensive back to reach 500 tackles since the turn of the century.
- Needs three tackles, 3.5 sacks and two interceptions to be the third defensive back since at least 2000 to have 500 tackles, 15.0 sacks and 10 interceptions within their first seven pro seasons.

### OLB Khalil Mack

- Needs 8.5 sacks to reach 110.0 for his career and become the second player to do so since he entered the NFL in 2014.
- Needs 15.0 sacks to be the ninth player since sacks became an official statistic in 1982 to have three seasons of at least 15.0 sacks.
- Needs one more forced fumble to reach 31 for his career and be the only player with more than 30 since he entered the NFL in 2014.

## 2023 INDIVIDUAL LEADERS

5-12  
4th (AFC West)

10-7  
2nd (NFC West)

### PASSING YARDS

Herbert . . . . .	3,134	Stafford . . . . .	3,965
Stick . . . . .	1,129	Rypien* . . . . .	172

### RUSHING YARDS

Ekeler* . . . . .	628	Williams . . . . .	1,144
Kelley* . . . . .	405	Freeman* . . . . .	319
Herbert . . . . .	228	Rivers . . . . .	129

### RECEIVING YARDS

Allen* . . . . .	1,243	Nacua . . . . .	1,486
Ekeler* . . . . .	436	Kupp . . . . .	737
Everett* . . . . .	411	Higbee . . . . .	495
Palmer . . . . .	581	Atwell . . . . .	483

### POINTS SCORED

Dicker . . . . .	128	Williams . . . . .	92
Allen* . . . . .	42	Havrisik* . . . . .	64
Ekeler* . . . . .	36	Maher* . . . . .	64

### INTERCEPTIONS

Samuel . . . . .	2	Fuller* . . . . .	3
Gilman . . . . .	2	Witherspoon* . . . . .	3
Five Tied . . . . .	1	Johnson . . . . .	2

### SACKS

Mack . . . . .	17.0	Turner . . . . .	9.0
Bosa . . . . .	6.5	Donald* . . . . .	8.0
Fox . . . . .	5.5	Young . . . . .	8.0

### TACKLES (SOLO)

James Jr. . . . .	125 (86)	Jones . . . . .	145 (74)
Kendricks* . . . . .	117 (79)	Fuller* . . . . .	93 (60)
Murray Jr. * . . . .	107 (79)	Rozeboom . . . . .	77 (47)
Mack . . . . .	74 (57)	Hoecht . . . . .	77 (74)

### KICKOFF RETURNS (AVG.)

Davis . . . . .	17 (22.2)	Trammell* . . . . .	6 (16.8)
-----------------	-----------	---------------------	----------

### PUNT RETURNS (AVG.); FC

Davis . . . . .	24 (16.0); 29	Trammell* . . . . .	25 (7.3); 19
-----------------	---------------	---------------------	--------------

### FIELD GOALS

Dicker . . . . .	31-33 (93.9%)	Maher* . . . . .	17/23 (73.9%)
------------------	---------------	------------------	---------------

### PUNTS (GROSS/NET AVG.)

Scott . . . . .	75 (46.3/42.3)	Dickson* . . . . .	66 (50.0/44.1)
-----------------	----------------	--------------------	----------------

\*Player no longer with team.




# CHARGERS-RAMS CONNECTIONS


## COLLEGE CONNECTIONS

	LAC	Jim Harbaugh	2015-23
	LAC	Jim Harbaugh (QB)	1982-86
	LAC	Jesse Minter	2022-23
	LAC	Steve Clinkscale	2021-23
	LAC	Mike Elston	2022-23
	LAC	Rick Minter	2022-23
	LAC	Dylan Roney	2021-23
	LAC	LB Junior Colson	2021-23
	LAC	G Karsen Barnhart	2019-23
	LAC	WR Cornelius Johnson	2019-23
	LAC	DL Christopher Hinton	2023
	LAR	RB Blake Corum	2020-23
	LAR	DB Josh Wallace	2023


	LAC	P JK Scott	2014-17
	LAC	LB Shane Lee	2019-21
	LAC	T Alex Leatherwood	2017-20
	LAC	C Bradley Bozeman	2013-17
	LAC	DL Justin Eboigbe	2019-23
	LAR	TE Miller Forristall	2016-20

	LAC	C/G Bucky Williams	2022-23
	LAR	OLB Nick Hampton	2018-22


	LAC	S JT Woods	2018-21
	LAR	OL Grant Miller	2021-22

	LAC	WR Jaelen Gill	2020-22
	LAC	G Zion Johnson	2019-20
	LAR	OL Alec Lindstrom	2017-21
	LAR	TE Hunter Long	2017-20

	LAC	S KayIn Phillips	2019-23
	LAC	OL Jordan McFadden	2018-23
	LAR	TE Davis Allen	2019-23
	LAR	DL Tyler Davis	2019-23
	LAR	DB Derion Kendrick	2018-20


	LAC	CB Asante Samuel Jr.	2018-20
	LAC	S Akeem Dent	2019-23
	LAR	OLB Keir Thomas	2021
LAR	OLB Jared Verse	2022-23	

	LAC	QB Justin Herbert	2016-19
	LAC	LB Troy Dye	2016-19
	SEA	TE Pharaoh Brown	2012-16

	LAC	WR Joshua Palmer	2017-20
	LAR	DB Jaylen McCollough	2019-23

	LAC	OLB Tuli Tuipulotu	2020-22
	LAC	LB Shane Lee	2022-23
	LAC	WR Brenden Rice	2022-23
	LAR	OL Justin Dedich	2018-23

	LAC	DL Otito Ogbornia	2018-21
	LAR	DB Quentin Lake	2017-21

	LAC	WR Quinton Johnson	2020-22
	LAC	QB Max Duggan	2019-22
	LAC	WR Derius Davis	2018-22
	LAR	RB Zach Evans	2020-21
	LAR	OLB Ochaun Mathis	2019-21
	LAR	OL Steve Avila	2018-22
	LAR	DB Tre Tomlinson	2019-22

## NOTEWORTHY BONDS

Chargers Head Coach Jim Harbaugh, Offensive Coordinator Jesse Minter, Defensive Backs Coach Steve Clinkscale, Defensive Line Coach Mike Elston, Senior Defensive Analyst Rick Minter, Defensive Assistant Dylan Toney, LB Junior Carlson, G Karsen Barnhardt, WR Cornelius Johnson and DL Christopher Hinton spent time at Michigan with Rams RB Blake Corum and DB Josh Wallace. Clinkscale was as Wallace's position coach at Michigan in 2023.

Chargers WR Joshua Palmer and Rams DB Jaylen McCollough spent two seasons together at Tennessee.

Chargers S Tony Jefferson and Rams QB Jimmy Garoppolo spent the 2021 season together in San Francisco. The 49ers advanced to the NFC Championship game but ultimately fell to the Rams.


Chargers OLB Tuli Tuipulotu, LB Shane Lee and WR Brenden Rice played with Rams OL Justin Dedich at USC.

Chargers DL Otito Ogbornia and Rams DB Quentin Lake shared the defensive meeting room at UCLA from 2018-21,

Chargers DL Morgan Fox initially entered the NFL as an undrafted free agent with the Rams in 2016. He spent five seasons (2016-20) with the club and competed in 52 games (six starts and compiled 69 tackles (50 solo), 10.5 sacks, two passes defensed, three forced fumbles and three fumble recoveries.

Rams LB Troy Reeder spent the 2022 season with the Chargers. He played in all 17 games and compiled 11 tackles (six solo), one pass defensed and one forced fumble.

## PRO CONNECTIONS

LAC General Manager Joe Hortiz (1998-23)		LAR WR Demarcus Robinson (2022)
LAC Assistant GM Chad Alexander (1999-19)		LAR DB Darius Williams (2018)
LAC C Bradley Bozeman (2018-21)		
LAC TE Hayden Hurst (2018-19)		
LAC RB Gus Edwards (2018-23)		
LAC RB J.K. Dobbins (2002-23)		
LAC S Tony Jefferson (2017-19)		

LAC DL Poona Ford (2023)		LAR DB Tre'Davious White (2017-23)
--------------------------	---	------------------------------------

LAC WR DJ Chark Jr. (2022)		LAR G Jonah Jackson (2020-23)
		LAR DB Jerry Jacobs (2021-23)

S Tony Jefferson (2022)		DE Leonard Williams (2019-23)
Run Game Coord./TEs Andy Bischoff (2022)		S Julian Love (2019-22)

WR DJ Chark Jr. (2018-21)		LAR DB Darius Williams (2022-23)
P JK Scott (2021)		

LAC K Cameron Dicker (2022)		LAR RB Boston Scott (2018-23)
-----------------------------	---	-------------------------------

LAC OLB Bud Dupree (2015-20)		LAR OL Kevin Dotson (2020-22)
------------------------------	---	-------------------------------

LAC S Tony Jefferson (2021)		LAR QB Jimmy Garoppolo (2017-22)
-----------------------------	---	----------------------------------

LAC TE Troy Dillsly (2014-17)		LAR TE Colby Parkinson (2020-23)
-------------------------------	---	----------------------------------

LAC CB Kristian Fulton (2020-23)		LAR DT Larrell Murchison (2020-22)
LAC OLB Bud Dupree (2021-22)		

LAC RB Jaret Patterson (2021-22)		LAR DB Kamren Curl (2020-23)
----------------------------------	---	------------------------------

Underlined indicates coaching or administrative roles.

*Italicized* indicates coaches who were players at the time.

# ASSISTANT COACHES



**RYAN FICKEN**

**SPECIAL TEAMS COORDINATOR**  
18TH NFL SEASON | 3RD SEASON WITH CHARGERS



**GREG ROMAN**

**OFFENSIVE COORDINATOR**  
26TH NFL SEASON | 1ST SEASON WITH CHARGERS



**NAVORRO BOWMAN**

**SPECIAL TEAMS COORDINATOR**  
9TH NFL SEASON | 1ST SEASON WITH CHARGERS



**JEFF CARPENTER**

**OFFENSIVE QUALITY CONTROL/WIDE RECEIVERS**  
1ST NFL SEASON | 1ST SEASON WITH CHARGERS



**SHANE DAY**

**QUARTERBACKS**  
16TH NFL SEASON | 3RD SEASON WITH CHARGERS



**MIKE ELSTON**

**DEFENSIVE LINE**  
1ST NFL SEASON | 1ST SEASON WITH CHARGERS



**CHRIS GOULD**

**ASSISTANT SPECIAL TEAMS**  
10TH NFL SEASON | 3RD SEASON WITH CHARGERS



**MIKE HIESTAND**

**DEFENSIVE ASSISTANT**  
6TH NFL SEASON | 3RD SEASON WITH CHARGERS



**KIEL McDONALD**

**RUNNING BACKS**  
1ST NFL SEASON | 1ST SEASON WITH CHARGERS



**ROBERT MUSCHAMP**

**DEFENSIVE QUALITY CONTROL**  
2ND NFL SEASON | 2ND SEASON WITH CHARGERS



**DYLAN RONEY**

**DEFENSIVE ASSISTANT**  
1ST NFL SEASON | 1ST SEASON WITH CHARGERS



**MARC TRESTMAN**

**SENIOR OFFENSIVE ASSISTANT**  
25TH NFL SEASON | 1ST SEASON WITH CHARGERS



**JESSE MINTER**

**DEFENSIVE COORDINATOR**  
5TH NFL SEASON | 1ST SEASON WITH CHARGERS




**ANDY BISCHOFF**

**RUN GAME COORDINATOR/TIGHT ENDS**  
12TH NFL SEASON | 1ST SEASON WITH CHARGERS




**MARCUS BRADY**

**PASSING GAME COORDINATOR**  
7TH NFL SEASON | 1ST SEASON WITH CHARGERS



**STEVE CLINKSCALE**

**DEFENSIVE BACKS**  
1ST NFL SEASON | 1ST SEASON WITH CHARGERS



**MIKE DEVLIN**

**OFFENSIVE LINE**  
29TH NFL SEASON | 1ST SEASON WITH CHARGERS



**JONATHAN GOODWIN**

**OFFENSIVE ASSISTANT/QUARTERBACKS**  
14TH NFL SEASON | 1ST SEASON WITH CHARGERS



**NICK HARDWICK**

**ASSISTANT OFFENSIVE LINE**  
12TH NFL SEASON | 12TH SEASON WITH CHARGERS



**SANJAY LAL**

**WIDE RECEIVERS**  
18TH NFL SEASON | 1ST SEASON WITH CHARGERS



**RICK MINTER**

**SENIOR DEFENSIVE ANALYST**  
4TH NFL SEASON | 1ST SEASON WITH CHARGERS



**CHRIS O'LEARY**

**SAFETIES**  
1ST NFL SEASON | 1ST SEASON WITH CHARGERS



**PHIL SERCHIA**

**OFFENSIVE ASSISTANT**  
2ND NFL SEASON | 2ND SEASON WITH CHARGERS



**WILL TUKUAFU**

**ASSISTANT DEFENSIVE LINE**  
4TH NFL SEASON | 1ST SEASON WITH CHARGERS

# UNIFORM RECORDS

## NEW UNIFORM RECORD


In April 2020, the Bolts unveiled new, sleek uniforms to make the best uniform in sports even better — marking a new era of Chargers football as the team moved into SoFi Stadium. Below is the team's record for the uniform colors as well as combinations.

### RECORD BY UNIFORM, PANTS AND COMBOS, SINCE 2020

Uniform Color	Home	Road	Overall
Powder Blue Uniform . . . . .	13-10	1-3	14-13
White Uniform . . . . .	0-3	14-14	14-17
Navy Blue Color Rush . . . . .	0-4	0-1	0-5
Royal Blue Color Rush . . . . .	3-1	0-0	3-1

Pants Color	Home	Road	Overall
Gold Pants . . . . .	5-7	7-8	12-15
White Pants . . . . .	7-6	8-9	16-15
Navy Blue Color Rush . . . . .	0-4	0-1	0-5
Royal Blue Color Rush . . . . .	3-1	0-0	3-1

Uniform/Pant Combos	Home	Road	Overall
Powder Uni/Gold Pants . . . . .	5-6	1-1	6-7
Powder Uni/White Pants . . . . .	8-4	0-2	8-6
White Uni/Gold Pants . . . . .	0-1	6-7	6-8
White Uni/White Pants . . . . .	0-2	8-7	8-9
Navy Blue Color Rush . . . . .	0-4	0-1	0-5
Royal Blue Color Rush . . . . .	3-1	0-0	3-1



## UNIFORM RECORD SINCE THE MERGER

Since the 1970 NFL-AFL Merger, the Bolts have donned several different uniforms. Below is a look since 1970 of the team's record in specific uniform and pant colors as well as uniform combinations:

### RECORD BY UNIFORM, PANTS AND COMBOS, SINCE 1970

Uniform Color	Home	Road	Overall
Powder Blue Uniform . . . . .	37-43-2	5-7-1	46-50-3
White Uniform . . . . .	63-38	146-219-2	209-257-2
Navy Blue Uniform . . . . .	103-91	16-18	119-109
Royal Blue Uniform . . . . .	20-22	6-4	26-26

Pants Color	Home	Road	Overall
Gold Pants . . . . .	61-55-2	49-74-3	110-129-5
White Pants . . . . .	134-117	51-76	185-193
Navy Blue Pants . . . . .	22-20	73-98	95-118
Royal Blue Pants . . . . .	6-2	0-0	6-2

Uniform/Pant Combos	Home	Road	Overall
Powder Uni/Gold Pants . . . . .	11-19-2	2-4-1	13-23-3
Powder Uni/White Pants . . . . .	26-24	3-3	29-27
White Uni/Gold Pants . . . . .	36-16	41-66-2	77-82-2
White Uni/White Pants . . . . .	10-9	33-56	43-65
Royal Uni/Royal Pants . . . . .	6-2	0-0	6-2
Navy Uni/Navy Pants . . . . .	5-7	1-1	6-8
Royal Uni/Gold Pants . . . . .	14-20	6-4	20-24
Navy Uni/White Pants . . . . .	98-84	15-17	113-101
White Uni/Navy Pants . . . . .	17-13	72-97	89-110

Helmet Color and Combos	Home	Road	Overall
White Helmet . . . . .	93-81-2	70-94-3	163-175-5
White Uni/White Pants . . . . .	6-6	17-15	21-21
White Uni/Gold Pants . . . . .	7-2	11-24-2	18-26-2
Powder Uni/Gold Pants . . . . .	10-19-2	2-4-1	13-23-3
Powder Uni/White Pants . . . . .	26-24	3-3	29-27
Navy Uni/Navy Pants . . . . .	5-6	1-1	6-7
Royal Uni/Royal Pants . . . . .	6-2	0-0	6-2
White Uni/Navy Pants . . . . .	9-6	32-40	41-46
Navy Uni/White Pants . . . . .	24-16	4-7	28-23
Navy Helmet . . . . .	130-113	103-154	233-267
Navy Uni/Navy Pants . . . . .	0-1	0-0	0-1
Navy Uni/White Pants . . . . .	74-68	11-10	85-78
Royal Uni/Gold Pants . . . . .	14-20	6-4	20-24
White Uni/Gold Pants . . . . .	30-14	31-42	61-56
White Uni/Navy Pants . . . . .	8-7	40-57	48-64
White Uni/White Pants . . . . .	4-3	15-41	19-44





# JUSTIN HERBERT

## THE LAW OF AVERAGES

Justin Herbert ranks No. 3 in NFL history averaging 277.8 passing yards per game among players with at least 1,000 attempts. Meanwhile, Herbert's 1.7 career interception percentage ranks No. 5 in NFL history and his 95.7 passer rating ranks 16th all-time (min. 1,000 attempts).

### PASSING YARDS PER GAME, MIN. 1,000 ATT., NFL HISTORY

Rank	Team/s	Player	Passing Yards/Game
1.	K.C.	QB Patrick Mahomes	296.1
2.	S.D./N.O.	QB Drew Brees	280.0
3.	LAC	QB Justin Herbert	277.8
4.	Ind.	QB Andrew Luck	275.2
5.	Det./LAR	QB Matthew Stafford	271.6

## A HISTORIC PERFORMANCE

In Week 3 of the 2023 season, Justin Herbert completed 40 passes on 47 attempts (85.1 pct.) for 405 yards and three touchdowns with zero interceptions, registering a 123.8 passer rating.

He was the seventh player in NFL history to record a game with at least 40 completions, 400 passing yards and three passing touchdowns while also throwing zero interceptions. Herbert was just the fourth player to do so in a victory.

Herbert's 85.1 completion percentage was the highest in a single game in NFL history by a quarterback with at least 45 attempts.

### PASSING COMPLETION PERCENTAGE, SINGLE GAME, MINIMUM 45 ATTEMPTS, NFL HISTORY

Rk.	Team	Game	Player	Comp. Pct.
1.	LAC	Sept. 24, 2023 at Min.	QB Justin Herbert	85.1
2.	NYJ	Oct. 31, 2021 vs. Cin.	QB Mike White	82.2
	N.O.	Sept. 9, 2018 vs. T.B.	QB Drew Brees	82.2
	Atl.	Nov. 1, 2015 vs. T.B.	QB Matt Ryan	82.2
	T.B.	Oct. 21, 2007 at Det.	QB Jeff Garcia	82.2
6.	Pit.	Oct. 26, 2014 vs. Ind.	QB Ben Roethlisberger	81.6

## HERBERT MOVES THE CHAINS

Justin Herbert has converted 26-of-30 (86.7 pct.) third-and-one and fourth-and-one rushing attempts in his career. It's the fifth-best rushing first down percentage in the NFL over the last four seasons among players with at least 25 attempts.

### THIRD-AND-ONE AND FOURTH-AND-ONE RUSHING CONVERSIONS, MIN. 25 ATTEMPTS, NFL, SINCE 2020

Rk.	Team/s	Player	Att.	1st Downs	Pct.
1.	Sea./Den.	QB Russell Wilson	37	33	89.2
2.	Phi.	QB Jalen Hurts	69	61	88.4
3.	Four Teams*	QB Carson Wentz	25	22	88.0
4.	Four Teams^	QB Jacoby Brissett	31	27	87.1
5.	LAC	QB Justin Herbert	30	26	86.7
6.	Dal.	QB Dak Prescott	30	25	83.3

\*Philadelphia/Indianapolis/Washington/L.A. Rams

^Indianapolis/Miami/Cleveland/Washington



## HERBERT AS A PRO

Since entering the NFL, Justin Herbert ranks inside the NFL's top 10 in completions, passing yards, passing touchdowns and combined touchdowns. His 25 games with 300-plus passing yards rank tied for No. 2 in the NFL since 2020.

### PASSING COMPLETIONS, NFL, SINCE 2020

Rank	Team/s	Player	Completions
1.	K.C.	QB Patrick Mahomes	1,662
2.	LAC	QB Justin Herbert	1,613
3.	Buf.	QB Josh Allen	1,549
4.	LAR/Det.	QB Jared Goff	1,491
5.	L.V./N.O.	QB Derek Carr	1,456

### PASSING YARDS, NFL, SINCE 2020

Rank	Team/s	Player	Passing Yards
1.	K.C.	QB Patrick Mahomes	19,012
2.	Buf.	QB Josh Allen	17,540
3.	LAC	QB Justin Herbert	17,223
4.	L.V./N.O.	QB Derek Carr	16,307
5.	LAR/Det.	QB Jared Goff	16,210

### PASSING TOUCHDOWNS, NFL, SINCE 2020

Rank	Team/s	Player	Passing Touchdowns
1.	K.C.	QB Patrick Mahomes	143
2.	Buf.	QB Josh Allen	137
3.	Min.	QB Kirk Cousins	115
4.	LAC	QB Justin Herbert	114
5.	G.B./NYJ	QB Aaron Rodgers	111
6.	T.B.	QB Tom Brady	108

### COMBINED TOUCHDOWNS, NFL, SINCE 2020

Rank	Team/s	Player	Combined Touchdowns
1.	Buf.	QB Josh Allen	173
2.	K.C.	QB Patrick Mahomes	151
3.	LAC	QB Justin Herbert	125
4.	Min.	QB Kirk Cousins	119
5.	G.B./NYJ	QB Aaron Rodgers	118
6.	Sea./Den.	QB Russell Wilson	117
7.	T.B.	QB Tom Brady	114
8.	Dal.	QB Dak Prescott	112



# JUSTIN HERBERT



## COMPLETING RECORDS

After setting the rookie completions record in 2020, **Justin Herbert** has completed 1,613 career passes, the most in NFL history through a player's first four seasons. He's already tied for No. 6 in history through a player's first five seasons.

### COMPLETIONS, FIRST FOUR SEASONS, NFL HISTORY

Rank	Team	Player	Completions
1.	LAC	QB Justin Herbert	1,613
2.	Mia.	QB Ryan Tannehill	1,392
3.	Oak.	QB Derek Carr	1,378
4.	Dal.	QB Dak Prescott	1,363
5.	Ind.	QB Peyton Manning*	1,357

### COMPLETIONS, FIRST FIVE SEASONS, NFL HISTORY

Rank	Team	Player	Completions
1.	Oak.	QB Derek Carr	1,759
2.	Ind.	QB Peyton Manning*	1,749
3.	Atl.	QB Matt Ryan	1,654
4.	Mia.	QB Ryan Tannehill	1,653
5.	N.E.	QB Drew Bledsoe	1,624
6.	LAC	QB Justin Herbert^	1,613
7.	Buf.	QB Josh Allen	1,604
8.	Ind.	QB Andrew Luck	1,570

\*Pro Football Hall of Famer

^Through four professional seasons

Herbert set the all-time records as the fastest player in NFL history to reach 1,000 completions (38th career game) and 1,500 completions (57th career game). He also completed the most passes by any player in their first 50 career games in NFL history.

He also completed the most passes ever by any player before turning 25 years old and can set the NFL record for completions by a player before turning 26 years old.

### COMPLETIONS BEFORE TURNING 26 YEARS OLD, NFL HISTORY

Rank	Team	Player	Completions
1.	N.E.	QB Drew Bledsoe	1,624
2.	LAC	QB Justin Herbert	1,613
3.	T.B.	QB Jameis Winston	1,563
4.	Det.	QB Matthew Stafford	1,485
5.	Ind.	QB Peyton Manning*	1,357

\*Pro Football Hall of Famer

## CLOSING OUT WINS

**Justin Herbert** has been clutch late in games dating back to his rookie season. In his career, Herbert has engineered 14 game-winning drives in the fourth quarter or overtime, tied for the second-most by any player in NFL history through their first four professional seasons. His 14 game-winning drives rank third since he entered the NFL in 2020.

### JUSTIN HERBERT'S CAREER GAME-WINNING DRIVES

Game	Drive Length	Game-Winning Score
Dec. 13, 2020 vs. Atl.	6 plays, 49 yds (0:31)	Badgley 43-yd FG
Dec. 17, 2020 at L.V.	5 plays, 75 yds (1:49)	Herbert 1-yd TD run*
Dec. 27, 2020 vs. Den.	7 plays, 56 yds (2:01)	Badgley 37-yd FG
Sept. 12, 2021 at Was.	3 plays, 3 yds (0:45)	M.Williams 3-yd TD rec.
Sept. 26, 2021 at K.C.	8 plays, 59 yds (1:10)	M.Williams 4-yd TD rec.
Oct. 10, 2021 vs. Cle.	5 plays, 48 yds (0:31)	Ekeler 3-yd TD run
Nov. 7, 2021 at Phi.	15 plays, 64 yds (6:05)	Hopkins 29-yd FG
Nov. 21, 2021 vs. Pit.	3 plays, 75 yds (1:15)	M.Williams 53-yd TD rec.
Oct. 9, 2022 at Cle.	13 plays, 66 yds (6:26)	Bertolet 27-yd FG
Oct. 17, 2022 vs. Den.	4 plays, 7 yds (2:08)	Hopkins 39-yd FG*
Nov. 6, 2022 at Atl.	3 plays, 24 yds (0:34)	Dicker 37-yd FG
Nov. 27, 2022 at Ari.	7 plays, 38 yds (1:33)	Ekeler 1-yd TD rec.
Dec. 18, 2022 vs. Ten.	6 plays, 52 yards (0:44)	Dicker 43-yd FG
Sept. 24, 2023 at Min.	7 plays, 75 yards (3:15)	Palmer 30-yd TD rec.

\*Game-winning drive was in overtime

### GAMES-WINNING DRIVES IN FOURTH QUARTER OR OVERTIME, FIRST FOUR SEASONS, NFL HISTORY

Rank	Team	Player	Game-Winning Drives
1.	Atl.	QB Matt Ryan	16
2.	LAC	QB Justin Herbert	14
	Dal.	QB Dak Prescott	14
	Sea.	QB Russell Wilson	14
5.	—	Three Other Players	13

### GAMES-WINNING DRIVES IN FOURTH QUARTER OR OVERTIME, NFL, SINCE 2020

Rank	Team/s	Player	Game-Winning Drives
1.	Min.	QB Kirk Cousins	15
	L.V./N.O.	QB Derek Carr	15
3.	LAC	QB Justin Herbert	14
4.	T.B.	QB Tom Brady	13

Herbert posted a game-winning drive in the fourth quarter or overtime of three-straight games in 2020, becoming just the third rookie to do so since the 1970 NFL-AFL merger. The two others — Ben Roethlisberger (2004) and Vince Young (2006) — also won Offensive Rookie of the Year honors from *The Associated Press*.

### ROOKIE QUARTERBACKS WITH THREE CONSECUTIVE GAME-WINNING DRIVES, SINCE 1970

Season	Team	Quarterback	Consecutive Games
2020	LAC	Justin Herbert*	3 (Dec. 13 — Dec. 27)
2006	Ten.	Vince Young*	3 (Nov. 26 — Dec. 10)
2004	Pit.	Ben Roethlisberger*	3 (Dec. 5 — Dec. 18)

\*Won AP Offensive Rookie of the Year

# JUSTIN HERBERT

## CAPTAIN COMEBACK

Justin Herbert has led the Bolts to 11 career come-from-behind victories in the fourth quarter or overtime.

### HERBERT'S FOURTH QUARTER/OVERTIME COMEBACK WINS

Date	Opponent	4Q/OT Deficit	Result
Dec. 17, 2020	at Las Vegas	24-27 (OT)	W, 30-27 (OT)
Sept. 12, 2021	at Washington	13-16	W, 20-16
Sept. 26, 2021	at Kansas City	21-24	W, 30-24
Oct. 10, 2021	vs. Cleveland	35-42	W, 47-42
Nov. 7, 2021	at Philadelphia	16-17	W, 27-24
Nov. 21, 2021	vs. Pittsburgh	34-37	W, 37-34
Oct. 9, 2022	at Cleveland	27-28	W, 30-28
Oct. 17, 2022	vs. Denver	13-16	W, 19-16 (OT)
Nov. 6, 2022	at Atlanta	14-17	W, 20-17
Nov. 27, 2022	at Arizona	17-24	W, 25-24
Sept. 24, 2023	at Minnesota	21-24	W, 28-24

Herbert's 11 career come-from-behind wins in the fourth quarter or overtime are tied for the second-most ever within the first four seasons of a career. His 11 comeback wins are tied for the second-most in NFL since he entered the professional ranks in 2020.

### FOURTH QUARTER/OVERTIME COMEBACK WINS, FIRST FOUR SEASONS NFL HISTORY

Rank	Team	Player	4Q/OT Comeback Wins
1.	Oak.	QB Derek Carr	13
2.	LAC	QB Justin Herbert	11
	Atl.	QB Matt Ryan	11
	T.B.	QB Doug Williams	11
5.	Ari.	QB Jake Plummer	10
	Cin.	QB Andy Dalton	10
	Den.	QB John Elway*	10
	N.E.	QB Drew Bledsoe	10
	Was.	QB Jay Schroeder	10

### FOURTH QUARTER/OVERTIME COMEBACK WINS, NFL, SINCE 2020

Rank	Team	Player	4Q/OT Comeback Wins
1.	Min.	QB Kirk Cousins	12
2.	LAC	QB Justin Herbert	11
	K.C.	QB Patrick Mahomes	11
4.	Sea./Den.	QB Russell Wilson	10
	L.V./N.O.	QB Derek Carr	10
	Pit.	QB Ben Roethlisberger	10
	T.B.	QB Tom Brady	10

\*Pro Football Hall of Famer



## HERBERT SETS PASSING YARDS RECORD

In 2023, Justin Herbert set the record for passing yards through a player's first four seasons (17,223). He is also the only player ever to eclipse 4,000 yards in each of his first three years and the only player to top 4,500 yards in two of his first three seasons.

### PASSING YARDS, FIRST FOUR SEASONS, NFL HISTORY

Rank	Team	Player	Passing Yards
1.	LAC	QB Justin Herbert	17,223
2.	Ind.	QB Peyton Manning*	16,418
3.	Mia.	QB Dan Marino	16,177
4.	Dal.	QB Dak Prescott	15,778
5.	Mia.	QB Ryan Tannehill	15,460

\*Pro Football Hall of Famer

### CONSECUTIVE SEASONS WITH 4,000 PASSING YARDS TO START A CAREER, NFL HISTORY

Rank	Team	Player	Consecutive Seasons
1.	LAC	QB Justin Herbert	3 (2020-22)
2.	T.B.	QB Jameis Winston	2 (2015-16)
3.	Ind.	QB Andrew Luck	1 (2012)
	Car.	QB Cam Newton	1 (2011)

Herbert topped 15,000 passing yards in his 52nd career game, becoming the second-fastest player in history to eclipse that mark. He was one of just three players to ever top 14,000 passing yards before his 25th birthday and was the fourth player to ever top 17,000 passing yards before turning 26 years old.

### FEWEST GAMES TO 15,000 PASSING YARDS, NFL HISTORY

Rank	Team/s	Player	Games
1.	K.C.	QB Patrick Mahomes	49
2.	LAC	QB Justin Herbert	52
3.	Det.	QB Matthew Stafford	53
4.	Mia.	QB Dan Marino*	56
	StL/NYG	QB Kurt Warner*	56
	Ind.	QB Andrew Luck	56
	StL	QB Marc Bulger	56

\*Pro Football Hall of Famer



# JUSTIN HERBERT

## TOUCHDOWN MACHINE

After setting the all-time rookie record with 31 touchdown passes in 2020, **Justin Herbert** threw 38 passing scores in 2021 to reach 69 and set the record for the most touchdown passes in the first two seasons of a career.

Herbert has now thrown for 114 career passing scores, tied for No. 2 in NFL history through the first four seasons of a career. He joined Hall of Famer Peyton Manning as the only players ever to throw 25 touchdown passes in each of their first three seasons.

### TOUCHDOWN PASSES, FIRST FOUR SEASONS, NFL HISTORY

Rank	Team	Player	Passing Touchdowns
1.	Mia.	QB Dan Marino*	142
<b>2.</b>	<b>LAC</b>	<b>QB Justin Herbert</b>	<b>114</b>
3.	K.C.	QB Patrick Mahomes	114
4.	Ind.	QB Peyton Manning*	111
5.	Sea.	QB Russell Wilson	106

In the team's Week 3 win, Herbert threw three touchdown passes to reach 100 for his career, making him the fifth-fastest (52 games) and fourth-youngest (25 years, 198 days) to eclipse that mark.

### FEWEST GAMES TO 100 PASSING TOUCHDOWNS, NFL HISTORY

Rank	Team	Player	Games
1.	K.C.	QB Patrick Mahomes	40
2.	Mia.	QB Dan Marino*	44
3.	StL	QB Kurt Warner*	50
4.	Bal.	QB Johnny Unitas*	51
<b>5.</b>	<b>LAC</b>	<b>QB Justin Herbert</b>	<b>52</b>
6.	Hou.	QB Deshaun Watson	53

### YOUNGEST PLAYERS TO REACH 100 CAREER PASSING TOUCHDOWNS, NFL HISTORY

Rank	Team	Player	Age (Years-Days)
1.	Mia.	QB Dan Marino*	24-357
2.	K.C.	QB Patrick Mahomes	25-52
3.	Hou.	QB Deshaun Watson	25-104
<b>4.</b>	<b>LAC</b>	<b>QB Justin Herbert</b>	<b>25-198</b>
5.	Buf.	QB Josh Allen	25-219
6.	Ind.	QB Peyton Manning*	25-232

*\*Pro Football Hall of Famer*

Herbert threw 31 touchdowns in 2020, eclipsing 30 in the season finale. At 22 years, 299 days of age that day, he became the youngest player in history to register 30 touchdown passes in a single season, besting a mark set by Ravens QB Lamar Jackson.

### YOUNGEST PLAYERS TO THROW 30 TOUCHDOWN PASSES, SINGLE SEASON, NFL HISTORY

Rank	Season	Team	Player	Age (Years-Days)
<b>1.</b>	<b>2020</b>	<b>LAC</b>	<b>QB Justin Herbert</b>	<b>22-299</b>
2.	2019	Bal.	QB Lamar Jackson	22-339

## BIG-TIME PERFORMER

After he set rookie records in 2020 with eight 300-yard games and six three-touchdown performances, **Justin Herbert** continues to put up big-time performances.

Herbert has topped 300 passing yards 25 times in his career, the third-most in a player's first four pro seasons in NFL history, and tied for No. 6 within the first five years of a career.

### MOST GAMES WITH 300-PLUS PASSING YARDS, FIRST FOUR SEASONS, NFL HISTORY

Rank	Team	Player	Games
1.	K.C.	QB Patrick Mahomes	26
	StL	QB Kurt Warner*	26
<b>3.</b>	<b>LAC</b>	<b>QB Justin Herbert</b>	<b>25</b>
4.	Mia.	QB Dan Marino*	22
5.	Ind.	QB Andrew Luck	21

### MOST GAMES WITH 300-PLUS PASSING YARDS, FIRST FIVE SEASONS, NFL HISTORY

Rank	Team	Player	Games
1.	K.C.	QB Patrick Mahomes	31
2.	StL	QB Kurt Warner*	29
3.	T.B.	QB Jameis Winston	27
4.	Mia.	QB Dan Marino*	26
	Ind.	QB Andrew Luck	26
<b>6.</b>	<b>LAC</b>	<b>QB Justin Herbert^</b>	<b>25</b>
	LAR	QB Jared Goff	25

*\*Pro Football Hall of Famer*

*^Through four professional seasons*

Herbert has also thrown for at least three touchdowns in 19 career games, good for No. 4 over a player's first four seasons. He has thrown multiple touchdown passes in 36 career games, the second-most by a player through their first four professional seasons.

### MOST GAMES WITH THREE-PLUS TOUCHDOWN PASSES, FIRST FOUR SEASONS, NFL HISTORY

Rank	Team	Player	Games
1.	Mia.	QB Dan Marino*	27
2.	K.C.	QB Patrick Mahomes	21
	StL	QB Kurt Warner*	21
<b>4.</b>	<b>LAC</b>	<b>QB Justin Herbert</b>	<b>19</b>
5.	Cin.	QB Joe Burrow	16
	Dal.	QB Dak Prescott	16
	Ind.	QB Peyton Manning*	16

### MOST GAMES WITH MULTIPLE TOUCHDOWN PASSES, FIRST FOUR SEASONS, NFL HISTORY

Rank	Team	Player	Games
1.	Mia.	QB Dan Marino*	43
<b>2.</b>	<b>LAC</b>	<b>QB Justin Herbert</b>	<b>36</b>
3.	Buf.	QB Josh Allen	34
	Ind.	QB Peyton Manning*	34
	Ind.	QB Andrew Luck	34
	K.C.	QB Patrick Mahomes	34

*\*Pro Football Hall of Famer*

# JUSTIN HERBERT

## DUAL-THREAT QUARTERBACK

**Justin Herbert** set the record for combined touchdowns as a rookie (36) and through a player's first two seasons (77). His 102 combined touchdowns were also the most in history through the first three seasons of a career.

In Week 9 of 2022, he tied Hall of Fame QB Dan Marino as the second-fastest players to reach 90 combined touchdowns, each doing so in their 40th career game.

Herbert's 125 career combined touchdowns rank third in history through a player's first four professional seasons. He was also the fifth player in NFL history to pass for at least 100 touchdowns and run for at least 10 scores within the first four seasons of a career. Herbert is the only player ever to have 110 passing touchdowns and 10 rushing scores in his first four seasons.

### COMBINED TOUCHDOWNS, FIRST FOUR SEASONS, NFL HISTORY

Rank	Team	Player	Combined Touchdowns
1.	Mia.	QB Dan Marino*	144
2.	Buf.	QB Josh Allen	134
3.	LAC	QB Justin Herbert	125
4.	Hou.	QB Deshaun Watson	121
5.	K.C.	QB Patrick Mahomes	120

\*Pro Football Hall of Famer

### PLAYERS WITH 100 PASSING TOUCHDOWNS & 10 RUSHING TOUCHDOWNS, FIRST FOUR SEASONS, NFL HISTORY

Team	Player	Passing TDs	Rushing TDs
LAC	QB Justin Herbert	114	11
Buf.	QB Josh Allen	103	31
Hou.	QB Deshaun Watson	104	17
Sea.	QB Russell Wilson	106	12
Ind.	QB Andrew Luck	101	12

He also has seven career games with multiple passing touchdowns and a rushing score, tying for the sixth-most by a player through their first four professional seasons.

### MOST GAMES WITH MULTIPLE PASSING TDs AND A RUSHING TD, FIRST FOUR SEASONS, NFL HISTORY

Rank	Team	Player	Games
1.	Car.	QB Cam Newton	12
2.	Ari.	QB Kyler Murray	11
	Buf.	QB Josh Allen	11
4.	Min.	QB Daunte Culpepper	9
5.	Dal.	QB Dak Prescott	8
6.	LAC	QB Justin Herbert	7
	Phi.	QB Jalen Hurts	7
	S.F.	QB Jeff Garcia	7
9.	—	Three Other Players	6

## CONSISTENCY COUNTS

In Week 8, **Justin Herbert** posted his 12th career game with three-plus touchdown passes and zero interceptions, good for the second-most by any player in history through their first four seasons.

### MOST GAMES WITH THREE TOUCHDOWN PASSES AND ZERO INTERCEPTIONS, FIRST FOUR SEASONS, NFL HISTORY

Rank	Team	Player	Games
1.	K.C.	QB Patrick Mahomes	15
2.	LAC	QB Justin Herbert	12
3.	Mia.	QB Dan Marino	11
4.	Oak.	QB Derek Carr	10
	Sea.	QB Russell Wilson	10

Herbert threw for a career-high 405 yards with zero interceptions in Week 3, marking his 12th career game with 300-plus passing yards and zero interceptions, which is good for the second-most in NFL history through a player's first four career seasons.

The fourth-year passer added three passing touchdowns in Week 3, marking the 10th performance of his career with 300-plus passing yards and multiple touchdown passes while throwing zero interceptions. His 10 such games are tied for the second-most in the first four seasons for a career in NFL history.

### MOST GAMES WITH 300 PASSING YARDS AND ZERO INTERCEPTIONS, FIRST FOUR SEASONS, NFL HISTORY

Rank	Team	Player	Games
1.	K.C.	QB Patrick Mahomes	15
2.	LAC	QB Justin Herbert	12
3.	Buf.	QB Josh Allen	10
	Hou.	QB Deshaun Watson	10
	LAR	QB Jared Goff	10

### MOST GAMES WITH 300 PASSING YARDS, TWO PASSING TOUCHDOWNS AND ZERO INTERCEPTIONS, FIRST FOUR SEASONS, NFL HISTORY

Rank	Team	Player	Games
1.	K.C.	QB Patrick Mahomes	11
2.	LAC	QB Justin Herbert	10
	Hou.	QB Deshaun Watson	10
4.	Buf.	QB Josh Allen	9
	Cin.	QB Joe Burrow	9
	LAR	QB Jared Goff	9

## HERBERT SETS ANOTHER TEAM RECORD

**Justin Herbert** set a team record for the most pass attempts without an interception, throwing 233 passes from Dec. 26, 2022-Oct. 1, 2023.

### CONSECUTIVE PASS ATTEMPTS WITHOUT AN INTERCEPTION, CHARGERS HISTORY

Rank	Quarterback	Dates	Consec. Attempts
1.	Justin Herbert	Dec. 26, 2022-Oct. 1, 2023	233
2.	Drew Brees	Oct. 17, 2004-Dec. 5, 2004	194
3.	Philip Rivers	Nov. 27, 2011-Dec. 24, 2011	170
4.	Dan Fouts	Sept. 27, 1981-Oct. 25, 1981	168



# JUSTIN HERBERT

## DIAL IT UP DEEP

**Justin Herbert** has been one of the NFL's top deep passers since entering the NFL in 2020, ranking sixth in the league with 36 completions of 40-plus yards over that span.

Herbert also ranks among NFL leaders over the last three years with six completions of 50-plus air yards and 16 of 40-plus air yards.

### COMPLETIONS OF 40-PLUS YARDS, NFL, SINCE 2020

Rank	Team/s	Player	Completions
1.	Sea./Den.	QB Russell Wilson	42
2.	L.V./N.O.	QB Derek Carr	40
	K.C.	QB Patrick Mahomes	40
4.	Det./LAR	QB Matthew Stafford	38
5.	Buf.	QB Josh Allen	37
6.	LAC	QB Justin Herbert	36
7.	Ten.	QB Ryan Tannehill	34

### COMPLETIONS OF 50-PLUS AIR YARDS, NFL, SINCE 2020

Rank	Team/s	Player	Completions
1.	LAC	QB Justin Herbert	6
	Sea./Den.	QB Russell Wilson	6
3.	Det./LAR	QB Matthew Stafford	4
	Phi./Ind./Was.	QB Carson Wentz	4
5.	Buf.	QB Josh Allen	3
	Ten.	QB Ryan Tannehill	3

### COMPLETIONS OF 40-PLUS AIR YARDS, NFL, SINCE 2020

Rank	Team/s	Player	Completions
1.	Sea./Den.	QB Russell Wilson	25
2.	L.V./N.O.	QB Derek Carr	19
3.	Det./LAR	QB Matthew Stafford	17
4.	LAC	QB Justin Herbert	16
5.	Buf.	QB Josh Allen	14
	Phi.	QB Jalen Hurts	14

The fourth-year passer is tied for third in the league with three touchdowns of at least 70 yards over the last four years. Herbert ranks tied for fifth in the NFL since 2020 with nine passing scores of at least 50 yards and is ranked No. 8 with 13 touchdowns of 40-plus yards.

### PASSING TOUCHDOWNS OF 70-PLUS YARDS, NFL, SINCE 2020

Rank	Team/s	Player	Passing TDs
1.	Cle./Car./LAR/T.B.	QB Baker Mayfield	4
	Det./LAR	QB Matthew Stafford	4
3.	LAC	QB Justin Herbert	3
	Cin.	QB Joe Burrow	3
	G.B./NYJ	QB Aaron Rodgers	3
	Mia.	QB Tua Tagovailoa	3

## LEGGING IT OUT

In the team's *Sunday Night Football* victory over Pittsburgh in Week 11 of the 2021 season, **Justin Herbert** threw for 382 yards and ran for 90 yards, becoming the only player to ever top 350 yards passing and 90 yards rushing in a single game. He was the fifth player ever to run for 90 yards and pass for 300 in the same game.

### QUARTERBACKS WITH 300 PASSING YARDS AND 90 RUSHING YARDS, SINGLE GAME, NFL HISTORY

Season (Wk)	Team	Quarterback	Pass Yds	Rush Yds
2022 (2)	Bal.	Lamar Jackson	318	119
2021 (14)	Buf.	Josh Allen	308	109
2021 (11)	LAC	Justin Herbert	382	90
2015 (15)	Car.	Cam Newton	340	100
2014 (7)	Sea.	Russell Wilson	313	106
2011 (5)	Phi.	Mike Vick	315	90
1989 (15)	Phi.	Randall Cunningham	306	92

## TARGET ACQUIRED

**Justin Herbert** has thrown touchdowns to 18 players, including 13 with multiple scores. He's most frequently thrown touchdowns to **WR Keenan Allen**, who has caught 24 scores from Herbert. The first passing score of his career went to **WR Jalen Guyton**, who also caught the first touchdown of his career on the play.

### HERBERT'S CAREER TOUCHDOWN PASSES BY RECEIVER

Receiver	Touchdown Passes
WR Keenan Allen	24
WR Mike Williams	18
RB Austin Ekeler	16
TE Donald Parham Jr.	11
WR Joshua Palmer	8
TE Gerald Everett	7
WR Jalen Guyton	7
TE Jared Cook	4
TE Hunter Henry	4
WR DeAndre Carter	3
WR Tyron Johnson	3
FB Zander Horvath	2
FB Gabe Nabers	2
TE Stephen Anderson	1
WR Simi Fehoko	1
TE Virgil Green	1
WR Quentin Johnston	1
TE Stone Smartt	1
<b>Total (18 Receivers)</b>	<b>114</b>

# JUSTIN HERBERT

## THREADING THE NEEDLE ON THIRD DOWN

In his 62 career starts, **Justin Herbert** has been the one of the best passers in the NFL at moving the chains on third down. He has completed 385 passes on 626 attempts (61.5 pct.) for 4,644 yards and 42 touchdowns with 18 interceptions (94.6 passer rating). Herbert's 385 completions lead the NFL, while his 4,644 passing yards rank second on third down since 2020.

Herbert tied for the league lead with 14 touchdown passes on third down in 2020, good for the most by a rookie in the last 40 seasons. He has added 28 since then, giving him 42 third-down passing scores since entering the professional ranks, which is good for No. 2 over that span.

Herbert's 94.6 passer rating on third down ranks 10th in the NFL and over the last four years among players with at least 300 passing attempts on third down.

### THIRD DOWN COMPLETIONS, NFL, SINCE 2020

Rank	Team/s	Player	Completions
1.	LAC	QB Justin Herbert	385
2.	LAR/Det.	QB Jared Goff	362
3.	K.C.	QB Patrick Mahomes	356
4.	L.V./N.O.	QB Derek Carr	345
5.	Min.	QB Kirk Cousins	334

### THIRD DOWN PASSING YARDS, NFL, SINCE 2020

Rank	Team	Player	Passing Yards
1.	K.C.	QB Patrick Mahomes	4,937
2.	LAC	QB Justin Herbert	4,644
3.	L.V./N.O.	QB Derek Carr	4,580
4.	LAR/Det.	QB Jared Goff	4,103
5.	Det./LAR	QB Matthew Stafford	4,085

### THIRD DOWN PASSING TOUCHDOWNS, NFL, SINCE 2020

Rank	Team	Player	Passing Touchdowns
1.	K.C.	QB Patrick Mahomes	50
2.	LAC	QB Justin Herbert	42
3.	Min.	QB Kirk Cousins	41
4.	T.B.	QB Tom Brady	39
5.	Buf.	QB Josh Allen	38

Herbert leads the NFL with 278 passing first downs on third down over the past four seasons. He threw for 12 third-down conversions in 2021's Week 1 win at Washington, the most passing first downs in a single game on third down since Andrew Luck did so in 2012. Herbert sported a league-leading 79 passing first downs on third down in 2021.

### THIRD DOWN PASSING FIRST DOWNS, NFL, SINCE 2020

Rank	Team/s	Player	Passing First Downs
1.	LAC	QB Justin Herbert	278
2.	K.C.	QB Patrick Mahomes	276
3.	Buf.	QB Josh Allen	241
4.	LAR/Det.	QB Jared Goff	238
5.	L.V./N.O.	QB Derek Carr	236

## FEELING IT ON FOURTH DOWN

Since entering the NFL in 2020, **Justin Herbert** has been one of the league's top passers on fourth down. He threw a pair of fourth-down touchdowns in Week 10 of the 2023 season, giving him a league-best 10 passing scores on fourth down since coming into the NFL in 2020.

### FOURTH DOWN PASSING TOUCHDOWNS, NFL, SINCE 2020

Rank	Team/s	Player	Passing Touchdowns
1.	LAC	QB Justin Herbert	10
2.	Buf.	QB Josh Allen	9
3.	Min.	QB Kirk Cousins	8
4.	LAR/Det.	QB Jared Goff	7
5.	Ari.	QB Kyler Murray	6
	L.V./N.O.	QB Derek Carr	6
	G.B./NYJ	QB Aaron Rodgers	6
	Sea./Den.	QB Russell Wilson	6

Herbert also leads the NFL over that span in completions (37), passing yards (492) and passing first downs (33). He has the No. 4 fourth-down passer rating (115.4) since 2020 among players with at least 30 passing attempts on fourth down.

### FOURTH DOWN COMPLETIONS, NFL, SINCE 2020

Rank	Team/s	Player	Completions
1.	LAC	QB Justin Herbert	37
2.	LAR/Det.	QB Jared Goff	33
3.	Jax.	QB Trevor Lawrence	29
4.	Min.	QB Kirk Cousins	28
5.	Ari.	QB Kyler Murray	26

### FOURTH DOWN PASSING YARDS, NFL, SINCE 2020

Rank	Team	Player	Passing Yards
1.	LAC	QB Justin Herbert	492
2.	LAR/Det.	QB Jared Goff	359
3.	Min.	QB Kirk Cousins	339
4.	Jax.	QB Trevor Lawrence	326
5.	Atl./Ind.	QB Matt Ryan	313

### FOURTH DOWN PASSING FIRST DOWNS, NFL, SINCE 2020

Rank	Team/s	Player	Passing First Downs
1.	LAC	QB Justin Herbert	33
2.	LAR/Det.	QB Jared Goff	31
3.	Min.	QB Kirk Cousins	27
4.	Jax.	QB Trevor Lawrence	26
5.	Ari.	QB Kyler Murray	24

### FOURTH DOWN PASSER RATING, MIN. 30 ATT., NFL, SINCE 2020

Rank	Team/s	Player	Passer Rating
1.	Phi.	QB Jalen Hurts	121.3
2.	Cin.	QB Joe Burrow	118.3
3.	L.V./N.O.	QB Derek Carr	116.1
4.	LAC	QB Justin Herbert	115.4
5.	Atl./Ind.	QB Matt Ryan	112.1



# JUSTIN HERBERT IN PRIMETIME

## A PRIME-TIME PRODIGY

Since entering the NFL, **Justin Herbert** has made 16 starts in primetime, leading the Bolts to wins on each of the regularly-slated prime-time games — *Thursday Night Football*, *Sunday Night Football* and *Monday Night Football*.

He has been one of the best quarterbacks under the lights since entering the NFL in 2020, with his 93.7 passer rating in prime-time games ranking No. 7 in the NFL over the last three seasons with 300 prime-time passing attempts.

Herbert has thrown 30 touchdown passes in his 16 prime-time starts, ranking No. 5 in the NFL in primetime since he entered the league in 2020.

### PRIME-TIME PASSER RATING, MIN. 300 ATT., SINCE 2020

Rank	Team/s	Player	Passer Rating
1.	G.B./NYJ	QB Aaron Rodgers	117.9
2.	Buf.	QB Josh Allen	102.0
3.	Dal.	QB Dak Prescott	100.1
4.	K.C.	QB Patrick Mahomes	96.8
5.	Cin.	QB Joe Burrow	95.7
6.	Sea./Den.	QB Russell Wilson	93.9
<b>7.</b>	<b>LAC</b>	<b>QB Justin Herbert</b>	<b>93.7</b>
8.	S.F./L.V.	QB Jimmy Garoppolo	92.6

## THURSDAY NIGHT FOOTBALL

As a rookie in 2020, **Justin Herbert** recorded his first career comeback win in the fourth quarter or overtime in Week 15 at Las Vegas, leading the Bolts to a 30-27 overtime victory. He finished the game with 314 passing yards and two touchdowns on 22-of-32 passing (68.8 pct.) for a 121.1 passer rating. Herbert added a rushing touchdown in overtime to secure the victory.

At 22 years, 282 days old, Herbert became the second-youngest player to mount a come-from-behind win in the fourth quarter or overtime of a Thursday night game in NFL history.

### YOUNGEST QUARTERBACKS TO LEAD A COME-FROM-BEHIND WIN IN FOURTH QUARTER OR OVERTIME, THURSDAY NIGHT GAMES, NFL HISTORY

Rk.	Team	Game	Player	Age (Yrs-Days)
1.	S.F.	Dec. 14, 2006 at Sea.	QB Alex Smith	22-221
<b>2.</b>	<b>LAC</b>	<b>Dec. 17, 2020 at L.V.</b>	<b>QB Justin Herbert</b>	<b>22-282</b>
3.	Dal.	Dec. 1, 2016 at Min.	QB Dak Prescott	23-125

## MONDAY NIGHT FOOTBALL

In six appearances on *Monday Night Football*, **Justin Herbert** has thrown for 1,322 yards and nine scores with three interceptions on 144-of-227 passing (63.4 pct.) for a 89.6 passer rating.

In 2020, Herbert tossed four touchdown passes on *Monday Night Football*, setting the program's single-game rookie passing touchdown record. He added three touchdowns in the lone Monday night contest in 2021, making him one of four players with seven or more touchdown passes in their first two starts on *MNF* since the program began in 1970.

## SUNDAY NIGHT FOOTBALL

**Justin Herbert** has appeared in seven career games on *Sunday Night Football*, totaling 2,123 passing yards and 14 touchdowns with five interceptions on 207-of-305 passing (67.9 pct.) for a 96.1 passer rating. In four of those games, Herbert has registered a completion percentage of at least 65.0 and attempted at least 40 passes, tied for the third-most performances since the program's inception in 2006.

In the team's Week 14 win on *SNF* in 2022, Herbert completed 39 passes on 51 attempts (76.5 pct.) for 367 yards and a touchdown with zero interceptions (102.3 rating). His 76.5 completion percentage was the best ever in a Sunday night contest by a quarterback to throw zero interceptions and 45-plus attempts.

### HIGHEST COMPLETION PCT., SUNDAY NIGHT GAME, MIN. 45 ATT., AND ZERO INTERCEPTIONS, NFL HISTORY

Rk.	Team	Game	Player	Comp. Pct.
<b>1.</b>	<b>LAC</b>	<b>Dec. 11, 2022 vs. Mia.</b>	<b>QB Justin Herbert</b>	<b>76.5</b>
2.	T.B.	Oct. 2, 2022 vs. K.C.	QB Tom Brady	75.0
3.	N.E.	Oct. 27, 1996 vs. Buf.	QB Drew Bledsoe	71.1
4.	K.C.	Nov. 14, 2021 at L.V.	QB Patrick Mahomes	70.0

Herbert completed his first 15 passes of the team's Week 8 win over Chicago on *SNF*, finishing with 298 yards and three touchdowns with zero interceptions on 31-of-40 passing (77.5 pct.) to register a 122.7 passer rating. Herbert's completion percentage was the fourth-highest in a Sunday night contest in NFL history among players with at least 40 passing attempts and zero interceptions.

### HIGHEST COMPLETION PCT., SUNDAY NIGHT GAME, MIN. 40 ATT., AND ZERO INTERCEPTIONS, NFL HISTORY

Rk.	Team	Game	Player	Comp. Pct.
1.	N.O.	Nov. 10, 2013 vs. Dal.	QB Drew Brees	82.9
2.	Mia.	Nov. 5, 2017 vs. Oak.	QB Jay Cutler	81.0
3.	N.O.	Oct. 4, 2015 vs. Dal.	QB Drew Brees	80.5
<b>4.</b>	<b>LAC</b>	<b>Oct. 29, 2023 vs. Chi.</b>	<b>QB Justin Herbert</b>	<b>77.5</b>
5.	LAC	Dec. 11, 2022 vs. Mia.	QB Justin Herbert	76.5

Herbert made his first career appearance on *SNF* in Week 11 of 2021 against Pittsburgh, throwing for 382 yards and three touchdowns with an interception on 31-of-40 passing (73.2 pct.) for a 116.1 passer rating. He added 90 rushing yards to become the first player ever to have at least 350 yards passing and 90 yards rushing in a single game.

His 116.1 passer rating was the best in a quarterback's first career start on *SNF* with at least 40 passing attempts since the program began in 2006. It was also the best passer rating by a quarterback ever in their first career start in Sunday night game (min. 40 att.).

### PASSER RATING, FIRST CAREER START IN A SUNDAY NIGHT GAME, MINIMUM 40 ATTEMPTS, NFL HISTORY

Rk.	Team	Game	Player	Passer Rtg.
<b>1.</b>	<b>LAC</b>	<b>Nov. 21, 2021 vs. Pit.</b>	<b>QB Justin Herbert</b>	<b>116.1</b>
2.	Ari.	Oct. 2, 2005 vs. S.F.	QB Josh McCown	109.4
3.	StL	Nov. 18, 2001 at N.E.	QB Kurt Warner	105.4

# JUSTIN HERBERT

## A ROOKIE CAMPAIGN FOR THE AGES

### AWARDS

- *The Associated Press* Offensive Rookie of the Year
- *Professional Football Writers of America* Rookie of the Year
- PFWA Offensive Rookie of the Year
- PFWA All-Rookie Selection
- NFL Offensive Rookie of the Month (October)
- NFL Offensive Rookie of the Month (November)
- FedEx NFL Air Player of the Week — Week 11 vs. NYJ (fan vote)
- Voted by fans as the Pepsi Zero Sugar Rookie of the Year
- Nine-time Pepsi Zero Sugar Rookie of the Week (voted by fans)

### RECORDS AT THE TIME

- Most passing touchdowns by a rookie quarterback ever (31).
- Most combined touchdowns by a rookie in NFL history (36).
- Most consecutive games by a rookie quarterback with multiple passing touchdowns in NFL history (seven).
- Most performances by a rookie quarterback with 300-plus passing yards in NFL history (eight).
- Most performances by a rookie quarterback with three-plus touchdowns in NFL history (six).
- Most games by a rookie quarterback with multiple touchdown passes in NFL history (10).
- Most completions ever by a rookie quarterback (396).
- Youngest player ever to throw 30 touchdowns in a single season, doing so at 22 years, 299 days old.
- Tied for the longest streak of game-winning drives (three games) in the fourth quarter or overtime by a rookie quarterback in the Super Bowl era (since 1966).
- Recorded the first win in pro football history by a rookie quarterback while posting 300 passing yards, three touchdown passes, a rushing score and no interceptions.
- Most passing touchdowns by a rookie quarterback in a game (four) and a half (three) in *Monday Night Football* history.
- Tied for the longest streak of games with three-plus touchdown passes by a rookie quarterback in NFL history (four).
- Tied for the most 300-yard passing performances in a player's first two career games (two).
- Became the first player since at least 1970 to register over 1,500 passing yards and a 100-plus passer rating through the first five games of a career.
- Set marks for the most passing attempts, completions, passing yards and touchdown passes by a rookie quarterback in Chargers history.
- Recorded the most single-game rushing yards by a quarterback in team annals (66 in Week 7 vs. Jax.).

### ACCOMPLISHMENTS AND OTHER NOTES AT THE TIME

- Ranked second among rookie quarterbacks in NFL history with 4,336 passing yards on the season.
- Joined Patrick Mahomes as the only players in history to eclipse 4,000 passing yards in the first 14 starts of a career.
- Became the second player in NFL history to top 250 passing yards in each of the first seven games of a career (Mahomes).
- Threw a touchdown pass in each of his first 10 games played, the second-longest streak to open an career in NFL history.
- Threw for 277 yards in the first half of Week 11, the most by any rookie quarterback in a first half over the last 40 seasons.
- Became the third quarterback in NFL history to have 300 passing yards and a rushing score in a debut.
- Threw for the fourth-most passing yards in a debut since 1970.
- Became the first quarterback to throw a touchdown and run for a score in the first half of a debut since 1954.

## OFFENSIVE ROOKIE OF THE YEAR

**Justin Herbert** earned widespread recognition as the Offensive Rookie of the Year, including as the 10th quarterback in history to win the honor from *The Associated Press*. Herbert was also selected by *Professional Football Writers of America* as Rookie of the Year and Offensive Rookie of the Year — becoming the second and seventh quarterback to win those awards, respectively. He is the first player in history to be recognized with all three honors.

### QUARTERBACKS TO WIN AP OFFENSIVE ROOKIE OF THE YEAR

Season	Team	Player	Combined TDs
2023	Hou.	C.J. Stroud	26
<b>2020</b>	<b>LAC</b>	<b>Justin Herbert</b>	<b>36</b>
2019	Ari.	Kyler Murray	24
2016	Dal.	Dak Prescott	29
2012	Was.	Robert Griffin III	27
2011	Car.	Cam Newton	35
2010	StL	Sam Bradford	19
2008	Atl.	Matt Ryan	17
2006	Ten.	Vince Young	19
2004	Pit.	Ben Roethlisberger	18
1970	Buf.	Dennis Shaw	10

## HOT OUT OF THE GATE

**Justin Herbert** kicked off his career with a pair of historic streaks. As a rookie, he tossed a touchdown pass in each of the first 10 games of his career, just one less than the all-time record. Herbert's streak of games with 250-plus passing yards to start a career ended at seven contests, ranking second in NFL history.

### PLAYERS WITH A PASSING TOUCHDOWN, CONSECUTIVE GAMES TO START CAREER, NFL HISTORY

Rank	Team	Player	Consecutive Games
1.	Was.	QB Mark Rypien	11
<b>2.</b>	<b>LAC</b>	<b>QB Justin Herbert</b>	<b>10</b>
3.	Den.	QB Jay Cutler	9

### PLAYERS WITH 250 PASSING YARDS, CONSECUTIVE GAMES TO START CAREER, NFL HISTORY

Rank	Team	Player	Consecutive Games
1.	K.C.	QB Patrick Mahomes	10
<b>2.</b>	<b>LAC</b>	<b>QB Justin Herbert</b>	<b>7</b>
3.	—	Seven Other Players	2



# EASTON STICK

## STICK EFFICIENT IN TWO STARTS

**QB Easton Stick** completed 23 passes on 33 attempts (69.7 pct.) for 215 yards in his second career start. He had the third-best completion percentage (70.8 pct.) through two starts in NFL history among players who threw three-plus touchdowns and ran for at least one score in those games.

### COMPLETION PERCENTAGE, MIN. THREE PASSING TOUCHDOWNS AND A RUSHING TOUCHDOWN, FIRST TWO CAREER STARTS, NFL HISTORY

Rk.	Team	Player	Pass TD	Rush TD	Cmp. Pct.
1.	Buf.	QB Tyrod Taylor	6	1	74.6
2.	Was.	QB Robert Griffin III	3	2	70.9
3.	LAC	<b>QB Easton Stick</b>	<b>3</b>	<b>1</b>	<b>70.8</b>
4.	S.F.	QB Brock Purdy	4	1	70.2
5.	G.B.	QB Aaron Rodgers	4	1	70.0



## EASTON'S FIRST CAREER START

**Easton Stick** made the first start of his NFL career in Week 15. He completed 71.9 percent of his passes (23-of-32) for 257 yards and three touchdowns with an interception, registering a 113.7 passer rating. It ranks as the fourth-best passer rating in the first start of a career in NFL history (min. 30 attempts).

### PASSER RATING, FIRST CAREER START, MINIMUM 30 PASSING ATTEMPTS, NFL HISTORY

Rk.	Team	Game	Player	Passer Rating
1.	Min.	Dec. 9, 2001 vs. Ten.	QB Todd Bouman	131.5
2.	Buf.	Sept. 7, 1986 vs. NYJ	QB Jim Kelly	119.8
3.	G.B.	Sept. 9, 1990 vs. LAR*	QB Anthony Dilweg	117.7
4.	LAC	<b>Dec. 14, 2023 at L.V.</b>	<b>QB Easton Stick</b>	<b>113.7</b>
5.	Buf.	Oct. 22, 1961 at Bos.**	Warren Rabb	113.3

\*Los Angeles Rams  
\*\*Boston Patriots

## STICK THROWS THREE TOUCHDOWNS

With three touchdown passes against the Raiders, **Easton Stick** became the first Chargers quarterback in history to throw for at least three scores in their first career start.

### PASSING TOUCHDOWNS, FIRST CAREER START, QUARTERBACKS, CHARGERS HISTORY

Rank	Game	Player	Passing TDs
1.	<b>Dec. 14, 2023 at L.V.</b>	<b>QB Easton Stick</b>	<b>3</b>
2.	Sept. 8, 2002 at Cin.	QB Drew Brees	2
	Nov. 9, 1997 vs. Sea.	QB Craig Whelihan	2
	Oct. 14, 1973 vs. Oak.	QB Dan Fouts	2
	Sept. 10, 1960 vs. Dal.*	QB Jack Kemp	2
6.	Seven Other Players		1

\*Dallas Texans

# DERWIN JAMES JR.

## A DEFENSIVE CHESS PIECE

In 2023, **Derwin James Jr.**, totaled a team-high 125 tackles and was one of eight NFL defensive backs on the season to total a sack, an interception, four tackles for loss and 90 tackles.

### DEFENSIVE BACKS WITH 90 TACKLES, A SACK, AN INTERCEPTION AND FOUR TACKLES FOR LOSS, NFL, 2023

Rk.	Team	Player	Sacks	TFL	INTs	Tackles
1.	LAC	S Derwin James Jr.	2.0	5	1	125
2.	T.B.	S Antoine Winfield Jr.	6.0	6	3	122
3.	Min.	S Josh Metellus	2.5	7	1	112
4.	Cin.	S Dax Hill	1.5	6	2	110
5.	N.E.	DB Kyle Dugger	1.5	6	2	106
6.	Jax.	S Rayshawn Jenkins	1.0	7	2	100
7.	K.C.	S Justin Reid	3.0	5	1	95
8.	Ind.	CB Kenny Moore II	1.5	8	3	93

In 2022, James became the seventh defensive back since the turn of the century to record at least 100 tackles, four sacks and a forced fumble in a single season.

### DEFENSIVE BACKS WITH 100 TACKLES, FOUR SACKS AND A FORCED FUMBLE, SINGLE SEASON, NFL, SINCE 2000

Season	Team	Player	Sacks	FF	Tackles
2023	T.B.	S Antoine Winfield Jr.	6.0	6	122
2022	LAC	S Derwin James Jr.	4.0	2	115
2022	Chi.	DB Jaquan Brisker	4.0	1	104
2019	Car.	S Eric Reid	4.0	1	129
2019	Ten.	CB Logan Ryan	4.5	4	113
2010	Oak.	S Tyvon Branch	4.0	1	101
2005	Ari.	S Adrian Wilson	8.0	1	108
2000	S.D.	S Rodney Harrison	6.0	1	127

## MAKING AN IMPACT

**Derwin James Jr.**, eclipsed 400 career tackles in his 55th game, doing so faster than any defensive back in the last 30 years. He also topped 300 career tackles (41 games) faster than any defensive back over that span.

He is just three tackles away from reaching 500 for his career. James would be the fastest defensive back since at least 2000 to reach that mark.

### FEWEST GAMES TO 400 TACKLES, DEFENSIVE BACKS, NFL, SINCE 1991

Rank	Team	Player	Games
1.	LAC	S Derwin James Jr.	55
2.	NYG	S Landon Collins	56
3.	Jax.	S Johnathan Cyprien	57

### FEWEST GAMES TO 500 TACKLES, DEFENSIVE BACKS, NFL, SINCE 2000

Rank	Team/s	Player	Games
1.	NYG/Was.	S Landon Collins	68
2.	NYG/Oak./Mia.	S Gibril Wilson	71
—	LAC	S Derwin James Jr.	66



## ZERO TO SIXTY

**Derwin James Jr.**, posted 445 tackles, 22 tackles for loss and 9.5 sacks in his first 60 games played, becoming the 11th NFL player and the first defensive back to record 400 tackles, 20 tackles for loss and nine sacks within the first 60 games of a career since tackles for loss began being tracked in 2008.

### PLAYERS WITH 400 TACKLES, 20 TACKLES FOR LOSS AND NINE SACKS, FIRST 60 CAREER GAMES, NFL, SINCE 2008

Seasons	Team	Player	Sacks	TFL	Tackles
2020-23	Bal.	LB Patrick Queen	13.5	35	404
2018-23	LAC	S Derwin James Jr.	9.5	22	445
2019-22	T.B.	LB Devin White	20.5	35	474
2018-22	Ind.	LB Shaquille Leonard	15.0	30	531
2018-21	Chi.	LB Roquan Smith	14.0	43	517
2016-20	Dal.	LB Jaylon Smith	9.0	20	456
2016-19	G.B.	LB Blake Martinez	9.0	28	487
2012-16	Ind./Chi.	LB Jerrell Freeman	12.0	25	512
2012-16	Sea.	LB Bobby Wagner	10.5	27	506
2012-15	T.B.	LB Lavonte David	12.0	66	555
2009-14	Hou.	LB Brian Cushing	11.0	34	438
2007-10	S.F.	LB Patrick Willis	14.0	28	568

James is one of four players — and the only defensive back — since the turn of the century to post 400 tackles, eight interceptions and nine sacks within the first 60 games of a career.

### PLAYERS WITH 400 TACKLES, EIGHT INTERCEPTIONS AND NINE SACKS, FIRST 60 CAREER GAMES, NFL, SINCE 2000

Seasons	Team	Player	Sacks	INTs	Tackles
2018-23	LAC	S Derwin James Jr.	9.5	8	445
2018-22	Ind.	LB Shaquille Leonard	15.0	11	531
2012-15	T.B.	LB Lavonte David	12.0	9	555
2009-14	Hou.	LB Brian Cushing	11.0	8	438

# DERWIN JAMES JR.



## DERWIN AMONG THE BEST THROUGH 50

Derwin James Jr., posted 372 tackles and 9.5 sacks in 50 games played. His 372 tackles were the most by a defensive back in the first 50 games of a career over the last 30 years.

### TACKLES, DEFENSIVE BACKS, FIRST 50 CAREER GAMES, NFL, SINCE 1991

Rank	Team	Player	Tackles
1.	LAC	S Derwin James Jr.	372
2.	Jax.	S Johnathan Cyprien	364
3.	NYG	S Landon Collins	349
4.	Ari.	S Budda Baker	343
5.	G.B.	S Morgan Burnett	341

### SACKS, DEFENSIVE BACKS, FIRST 50 CAREER GAMES, NFL, SINCE 1982

Rank	Team/s	Player	Sacks
1.	NYJ/Sea.	S Jamal Adams	15.5
2.	Dal.	DB Bill Bates	12.0
3.	T.B.	S Antoine Winfield Jr.	11.0
4.	StL	S Adam Archuleta	10.5
5.	Hou.^	S Keith Bostic	10.0
6.	LAC	S Derwin James Jr.	9.5
	T.B.	CB Ronde Barber	9.5
8.	—	Three Other Players	8.5

^Houston Oilers

James is one of seven players — and the only defensive back — since the turn of the century to post 350 tackles, five interceptions and nine sacks within the first 50 games of a career.

### PLAYERS WITH 350 TACKLES, FIVE INTERCEPTIONS AND NINE SACKS, FIRST 50 CAREER GAMES, NFL, SINCE 2000

Seasons	Team	Player	Sacks	INTs	Tackles
2018-22	LAC	S Derwin James Jr.	9.5	7	372
2018-21	Ind.	LB Shaquille Leonard	15.0	9	476
2018-21	Chi.	LB Roquan Smith	13.0	5	422
2012-15	T.B.	LB Lavonte David	10.0	6	463
2012-15	Sea.	LB Bobby Wagner	9.5	5	432
2009-13	Hou.	LB Brian Cushing	9.5	8	358
2000-02	Chi.	LB Brian Urlacher	19.0	6	415

## A NOVEMBER TO REMEMBER

In a dominant November 2022, Derwin James Jr., posted 37 tackles (20 solo), two sacks, an interception and a pair of forced fumbles. He was the only defender during the month to have a sack, a pick and a forced fumble. James was recognized as AFC Defensive Player of the Month for his efforts in November.

James was also the only defensive back in the last 30 years and first player in a decade to have at least 30 tackles, multiple sacks, an interception and a forced fumble in a single November.

### PLAYERS WITH 30 TACKLES, TWO SACKS, AN INTERCEPTION AND A FORCED FUMBLE, SINGLE NOVEMBER, NFL, SINCE 1991

Season	Team	Player	Sacks	FF	INTs	Tackles
2022	LAC	S Derwin James Jr.	2.0	2	1	37
2013	Oak.	LB Nick Roach	4.5	2	1	38
2009	Sea.	LB David Hawthorne	3.0	1	2	50
2008	Pit.	LB James Harrison	5.5	3	1	36
2005	Jax.	LB Mike Peterson	2.0	1	1	37
2004	Car.	LB Will Witherspoon	2.0	1	2	36
2003	Phi.	LB Nate Wayne	3.0	2	1	36
2001	G.B.	LB Nate Wayne	2.0	1	2	39
1999	T.B.	LB Derrick Brooks	2.0	2	2	39

## DERWIN'S PICKS AND SACKS BY PASSER

Derwin James Jr., has recorded eight interceptions and 11.5 sacks in his career. He has brought down Patrick Mahomes the most, totaling two sacks of the Texas Tech product. Below is a look at his career regular-season sacks and interceptions by passer:

### REGULAR-SEASON CAREER INTs BY PASSER (8)

INTs	Passer	Most Recent INT
1	QB Tyson Bagent	Oct. 29, 2023 vs. Chi.
	QB Derek Carr	Oct. 4, 2021 vs. L.V.
	QB Nick Foles	Dec. 26, 2022 at Ind.
	QB Jared Goff	Sept. 23, 2018 at LAR
	QB Drew Lock	Nov. 28, 2021 at Den.
	QB Kyler Murray	Nov. 27, 2022 at Ari.
	QB Ben Roethlisberger	Dec. 2, 2018 at Pit.
	QB Josh Rosen	Nov. 25, 2018 vs. Ari.

### REGULAR-SEASON CAREER SACKS BY PASSER (11.5)

Sacks	Passer	Most Recent Sack
2.0	QB Patrick Mahomes	Nov. 20, 2022 vs. K.C.
1.5	QB Baker Mayfield	Oct. 10, 2021 vs. Cle.
1.0	QB Josh Allen	Sept. 16, 2018 at Buf.
	QB C.J. Beathard	Sept. 30, 2018 vs. S.F.
	QB Derek Carr	Sept. 11, 2022 vs. L.V.
	QB Marcus Mariota	Nov. 6, 2022 at Atl.
	QB Jarrett Stidham	Dec. 31, 2023 at Den.
	QB Russell Wilson	Oct. 17, 2022 vs. Den.
	QB Bailey Zappe	Dec. 3, 2023 at N.E.
0.5	QB Joe Burrow	Dec. 5, 2021 at Cin.
	QB Dak Prescott	Sept. 19, 2021 vs. Dal.



# KHALIL MACK



## MACK DOMINATES NOVEMBER

In November, **Khalil Mack** led all NFL players during the month with 6.0 sacks and two strip-sacks, while adding 23 tackles (19 solo), five tackles for loss, five quarterback hits and three passes defended. Mack was recognized as AFC Defensive Player of the Month for his efforts in November.

Mack became just the second player in the last 15 years to record five sacks, five tackles for loss, multiple pass breakups and multiple strip-sacks in a single November and is just the sixth player to do so in any month over the past 15 seasons.

### PLAYERS WITH FIVE SACKS, FIVE TACKLES FOR LOSS, MULTIPLE STRIP-SACKS AND MULTIPLE PASSES DEFENSED, SINGLE MONTH, NFL, SINCE 2008

Month	Team	Player	Sks	TFLs	PD	Strip-Sks
Nov. 2023	LAC	OLB Khalil Mack	6.0	5	3	2
Sept. 2023	Pit.	LB T.J. Watt	6.0	5	2	2
Sept. 2019	T.B.	OLB Shaquil Barrett	9.0	7	2	3
Nov. 2016	NYG	DE Jason Pierre-Paul	5.5	5	4	2
Oct. 2011	Min.	DE Jared Allen	8.0	7	2	2
Oct. 2009	Was.	DE Andre Carter	5.5	7	2	2

## MACK TOPS 100 CAREER SACKS

In the 150th regular-season game of his career, **OLB Khalil Mack** eclipsed 100 career sacks in the second quarter on a nine-yard takedown. He was the sixth active player and 43rd in NFL history since sacks began being tracked in 1982 to reach that mark.

### SACKS, ACTIVE NFL PLAYERS

Rank	Team/s	Player	Sacks
1.	Den./LAR/Buf.	OLB Von Miller	123.5
2.	N.O.	DE Cameron Jordan	117.5
3.	K.C./Ind./Bal./Car.	OLB Justin Houston	112.0
4.	LAR	DT Aaron Donald	111.0
5.	Ari./Jax./Bal./Atl.	DL Calais Campbell	105.5
6.	Oak./Chi./LAC	OLB Khalil Mack	101.5
7.	Pit.	LB T.J. Watt	96.5

## TOP OF THE CHARTS

**Khalil Mack** ranked fourth in the NFL in 2023 with 17.0 sacks, setting a new single-season career high. His four strip-sacks were tied for the second-most in the NFL.

### SACKS, NFL, 2023

Rank	Team	Player	Sacks
1.	Pit.	LB T.J. Watt	19.0
2.	Cin.	DE Trey Hendrickson	17.5
	Jax.	OLB Josh Allen	17.5
4.	LAC	OLB Khalil Mack	17.0
5.	Min.	OLB Danielle Hunter	16.5
6.	L.V.	DE Maxx Crosby	14.5

### STRIP SACKS, NFL, 2023

Rank	Team	Player	Strip-Sacks
1.	Mia.	LB Bradley Chubb	5
2.	LAC	OLB Khalil Mack	4
	Cle.	DE Myles Garrett	4
	Pit.	LB T.J. Watt	4
5.	Cin.	DE Trey Hendrickson	3
	Det.	DE Aidan Hutchinson	3
	Ind.	DE Samson Ebukam	3
	L.V.	DE Malcolm Koonce	3
	Min.	OLB Danielle Hunter	3
	T.B.	OLB Shaquil Barrett	3

## MACK CLOSES IN ON TEAM HISTORY

By setting his career high with 17.0 sacks this season, **Khalil Mack** tied for the most sacks in a single season by a Charger since the individual sack began being tracked in 1982.

Mack forced a total of five fumbles this season, including four that were strip-sacks. Since forced fumbles began being tracked in 1994, Mack's five tied for the third-most by a Charger in a single season.

### SACKS, SINGLE SEASON, CHARGERS, SINCE 1982

Rank	Season	Player	Sacks
1.	2023	OLB Khalil Mack	17.0
	2006	LB Shawne Merriman	17.0
	1992	DE Leslie O'Neal	17.0
4.	1986	DE Lee Williams	15.0
5.	1989	DE Lee Williams	14.0

### FORCED FUMBLES, SINGLE SEASON, CHARGERS, SINCE 1994

Rank	Season	Player	Forced Fumbles
1.	2021	OLB Joey Bosa	7
	2009	LB Shaun Phillips	7
3.	2023	OLB Khalil Mack	5
	—	Two Other Players	5

# KHALIL MACK

## MACK ATTACK

Since entering the NFL in 2014, **Khalil Mack** has totaled 1011.5 sacks, the second-most over that span. He's one of football's top defenders at forcing turnovers, tying for the league lead in forced fumbles and ranking No. 2 in strip-sacks since entering the NFL.

Mack's 250 career hurries lead the league since he entered the NFL in 2014, while his 433 pressures rank No. 2 over that span.

### SACKS, NFL, SINCE 2014

Rank	Team/s	Player	Sacks
1.	LAR	DT Aaron Donald	111.0
2.	Oak./Chi./LAC	<b>OLB Khalil Mack</b>	<b>101.5</b>
3.	Pit.	LB T.J. Watt	96.5
4.	N.O.	DE Cameron Jordan	96.0
5.	N.E./Ari./L.V.	OLB Chandler Jones	94.5

### FORCED FUMBLES, NFL, SINCE 2014

Rank	Team/s	Player	Forced Fum.
1.	Oak./Chi./LAC	<b>OLB Khalil Mack</b>	<b>30</b>
	N.E./Ari./L.V.	OLB Chandler Jones	30
3.	Pit.	LB T.J. Watt	27
4.	T.B.	LB Lavonte David	26
5.	LAR	DT Aaron Donald	24

### STRIP-SACKS, NFL, SINCE 2014

Rk.	Team/s	Player	Strip Sacks
1.	N.E./Ari./L.V.	OLB Chandler Jones	26
2.	Oak./Chi./LAC	<b>OLB Khalil Mack</b>	<b>23</b>
3.	Pit.	LB T.J. Watt	20
4.	Den./T.B.	OLB Shaquil Barrett	19
5.	LAR	DT Aaron Donald	18
	StL/LAR/Mia./Dal./Chi./Phi.	LB Robert Quinn	18
	Jax./Min./Bal./L.V./Ind./Chi.	DE Yannick Ngakoue	18

### QUARTERBACK HURRIES, NFL, SINCE 2014

Rank	Team/s	Player	Hurries
1.	Oak./Chi./LAC	<b>OLB Khalil Mack</b>	<b>250</b>
2.	LAR	DT Aaron Donald	214
3.	N.O.	DE Cameron Jordan	210
4.	Den./LAR/Buf.	OLB Von Miller	207
5.	Buf./Hou.	DL Jerry Hughes	204

### DEFENSIVE PRESSURES, NFL, SINCE 2014

Rank	Team/s	Player	Pressures
1.	LAR	DT Aaron Donald	475
2.	Oak./Chi./LAC	<b>OLB Khalil Mack</b>	<b>433</b>
3.	Hou./Ari.	DE J.J. Watt	393
	N.O.	DE Cameron Jordan	393
5.	Den./LAR/Buf.	OLB Von Miller	388

## MACK DROPS SIX SACKS IN VICTORY



**Khalil Mack** had a historic performance in the team's Week 4 win over the Raiders. He set a career high with six sacks, including a pair of strip-sacks. It was the first six-sack performance by any NFL player since 2017 and just the sixth since the stat began being tracked in 1982.

Mack added 10 tackles (eight solo), five tackles for loss, four quarterback hits and a pass defended. He is the only player since at least 2000 to have six sacks and at least 10 tackles in a single game. He was recognized as AFC Defensive Player of the Week for his performance, the fourth weekly award of his career.

Along with his five-sack performance in 2015, Mack joined Hall of Fame LB Derrick Thomas as the only players with multiple games of five or more sacks since the stat started being tracked in 1982.

### SACKS, SINGLE GAME, NFL, SINCE 1982

Rk.	Team	Game	Player	Sacks
1.	K.C.	Nov. 11, 1990 vs. Sea.	LB Derrick Thomas	7.0
2.	LAC	<b>Oct. 1, 2023 vs. L.V.</b>	<b>OLB Khalil Mack</b>	<b>6.0</b>
	Atl.	Nov. 12, 2017 vs. Dal.	DL Adrian Clayborn	6.0
	NYG	Sept. 30, 2007 vs. Phi.	DE Osi Umenyiora	6.0
	K.C.	Sept. 6, 1998 vs. Oak.	LB Derrick Thomas	6.0
	S.F.	Nov. 13, 1983 vs. N.O.	DE Fred Dean	6.0
7.	S.F.	Nov. 19, 2012 vs. Chi.	OLB Aldon Smith	5.5
	Det.	Sept. 4, 1983 at T.B.	DE William Gay	5.5

## MACK MAKES HISTORY

**Khalil Mack** eclipsed 12 sacks on the season for the third time in his career — and with his third franchise. He joins Hall of Famer Kevin Greene as the only two players to have a 12-sack season with three different franchises since the individual sack became an official statistic in 1982.

### PLAYERS WITH 12-SACK SEASON WITH THREE DIFFERENT FRANCHISES, NFL, SINCE 1982

Player	Teams (Seasons)
<b>OLB Khalil Mack</b>	<b>Raiders ('15), Bears ('18), Chargers ('23)</b>
LB Kevin Greene*	Rams ('88-90), Steelers ('93-94), Panthers ('96, '99)

\*Pro Football Hall of Famer

# KHALIL MACK

## KHALIL RE-WRITES THE RECORD BOOK

With six sacks in the Week 4 victory over Las Vegas, **Khalil Mack** set the franchise single-game record, breaking DE Leslie O'Neal's mark of five sacks in 1986.

### SACKS, SINGLE GAME, CHARGERS, SINCE 1982

Rank	Game	Player	Sacks
1.	<b>Oct. 1, 2023 vs. L.V.</b>	<b>OLB Khalil Mack</b>	<b>6.0</b>
	Nov. 16, 1986 vs. Dal.	DE Leslie O'Neal	5.0
3.	Dec. 18, 2011 vs. Bal.	OLB Antwan Barnes	4.0
	Oct. 3, 2010 vs. Ari.	LB Shaun Phillips	4.0
	Oct. 22, 1995 at Sea.	DE Leslie O'Neal	4.0
	Dec. 6, 1992 at Phx.*	DE Leslie O'Neal	4.0
	Dec. 22, 1991 vs. Den.	DE Leslie O'Neal	4.0

*\*Phoenix Cardinals*

## MACK'S PICKS BY PASSER

**Khalil Mack** has picked off three passes, including two that he returned for a touchdown. Below is a look at his career regular-season interceptions by quarterback:

### REGULAR-SEASON CAREER INTs BY PASSER (3)

INTs	Passer	Most Recent INT
1	QB Kirk Cousins	Nov. 16, 2020 vs. Min.
	QB DeShone Kizer	Sept. 9, 2018 at G.B.
	QB Cam Newton	Nov. 27, 2016 vs. Car.



## MACK'S SACKS BY PASSER

**Khalil Mack** has sacked 46 different players in the regular season for a total of 101.5 career sacks. He dropped QB Aidan O'Connell six times in the Week 4 victory over the Raiders. Below is a look at his career regular-season sacks by quarterback:

### REGULAR-SEASON CAREER SACKS BY PASSER (101.5)

Sacks	Passer	Most Recent Sack
6.0	QB Aidan O'Connell	Oct. 1, 2023 vs. L.V.
	QB Brock Osweiler	Nov. 21, 2016 vs. Hou.
5.5	QB Aaron Rodgers	Oct. 17, 2021 vs. G.B.
	QB Alex Smith	aDec. 10, 2017 at K.C.
5.0	QB Trevor Siemian	Nov. 26, 2017 vs. Den.
4.0	QB Derek Carr	Sept. 11, 2022 L.V.
	QB Kirk Cousins	Dec. 20, 2020 at Min.
	QB Dak Prescott	Oct. 16, 2023 vs. Dal.
3.0	QB Tom Brady	Oct. 8, 2020 vs. T.B.
	QB Jared Goff	Oct. 3, 2021 vs. Det.
	QB Josh McCown	Sept. 17, 2017 vs. NYJ
2.0	QB Sam Bradford	Sept. 23, 2018 at Ari.
	QB Teddy Bridgewater	Oct. 18, 2020 at Car.
	QB Joe Flacco	Sept. 15, 2019 at Den.
	QB Lamar Jackson	Nov. 26, 2023 vs. Bal.
	QB Daniel Jones	Sept. 20, 2020 vs. NYG
	QB Colin Kaepernick	Dec. 7, 2017 vs. S.F.
	QB Case Keenum	Sept. 23, 2019 at Was.
	QB Jordan Love	Nov. 19, 2023 at G.B.
	QB Patrick Mahomes	Sept. 15, 2022 at K.C.
	QB Marcus Mariota	Nov. 29, 2015 at Ten.
	QB Baker Mayfield	Sept. 26, 2021 at Cle.
	QB Philip Rivers	Oct. 27, 2019 vs. LAC
	QB Geno Smith	Dec. 3, 2017 vs. NYG
	QB Matthew Stafford	Nov. 11, 2018 vs. Det.
	QB Russell Wilson	Oct. 17, 2022 vs. Den.
	QB Zach Wilson	Nov. 6, 2023 at NYJ
	QB Jameis Winston	Oct. 30, 2016 at T.B.
	QB Bailey Zappe	Dec. 3, 2023 at N.E.
1.0	QB Blake Bortles	Oct. 23, 2016 at Jax.
	QB Drew Brees	Nov. 1, 2020 vs. N.O.
	QB Joe Burrow	Sept. 19, 2021 vs. Cin.
	QB Jay Cutler	Oct. 4, 2015 at Chi.
	QB Ryan Fitzpatrick	Sept. 30, 2018 vs. T.B.
	QB Nick Foles	Dec. 26, 2022 at Ind.
	QB Blaine Gabbert	Jan. 7, 2024 vs. K.C.
	QB Jimmy Garoppolo	Nov. 13, 2022 at S.F.
	QB DeShone Kizer	Sept. 9, 2018 at G.B.
	QB Eli Manning	Dec. 2, 2018 at NYG
	QB Davis Mills	Oct. 2, 2022 at Hou.
	QB Cam Newton	Nov. 27, 2016 vs. Car.
	QB Kyle Orton	Dec. 21, 2014 vs. Buf.
	QB Jarrett Stidham	Dec. 31, 2023 at Den.
	QB Tyrod Taylor	Dec. 4, 2016 vs. Buf.
0.5	QB Deshaun Watson	Dec. 13, 2020 vs. Hou.
	QB Matt Ryan	Sept. 27, 2020 at Atl.

### POSTSEASON CAREER SACKS BY PASSER (1.0)

Sacks	Passer	Most Recent Sack
1.0	QB Trevor Lawrence	Jan. 14, 2023 at Jax.*

*\*AFC Wild Card*



# JOEY BOSA



## NOT YOUR AVERAGE JOEY

Since entering the NFL in 2016, **Joey Bosa** has been a force, recording the sixth-best sacks-per-game over that span (min. 80 games played). He also ranks No. 10 in that time with 67.0 sacks.

### SACKS PER GAME, MIN. 80 GAMES PLAYED, SINCE 2016

Rank	Team/s	Player	Sacks/Game
1.	Pit.	LB T.J. Watt	0.93
2.	Cle.	DE Myles Garrett	0.89
3.	Min.	OLB Danielle Hunter	0.78
4.	Ari./L.V.	OLB Chandler Jones	0.77
5.	LAR	DT Aaron Donald	0.75
6.	LAC	OLB Joey Bosa	0.72
7.	Oak./Chi./LAC	OLB Khalil Mack	0.69
8.	N.O./Cin.	DE Trey Hendrickson	0.64
9.	Den./LAR/Buf.	OLB Von Miller	0.63
10.	L.V.	DE Maxx Crosby	0.63

### SACKS, NFL, SINCE 2016

Rank	Team/s	Player	Sacks
1.	Pit.	LB T.J. Watt	96.5
2.	LAR	DT Aaron Donald	91.0
3.	Cle.	DE Myles Garrett	88.5
4.	Oak./Chi./LAC	OLB Khalil Mack	82.5
5.	Min.	OLB Danielle Hunter	81.5
6.	N.O.	DE Cameron Jordan	78.5
7.	Ari./L.V.	OLB Chandler Jones	76.0
8.	K.C.	DT Chris Jones	75.5
9.	Jax./Min./Bal./L.V./Ind./Chi.	DE Yannick Ngakoue	69.0
10.	LAC	OLB Joey Bosa	67.0
11.	Bal./N.E.	LB Matthew Judon	66.5

## FORCING THE ISSUE

After leading the NFL with seven strip-sacks in 2021, **Joey Bosa** continues to be among the league's best at jarring the ball free. He had one strip-sack in 2023 to reach 14 career strip-sacks. Despite missing 21 games since 2021, Bosa is tied for the most in the NFL over that span with nine strip-sacks and ranks tied for No. 2 in forced fumbles

### STRIP-SACKS, NFL, SINCE 2021

Rank	Team/s	Player	Strip-Sacks
1.	LAC	OLB Joey Bosa	9
	Cin.	DE Trey Hendrickson	9
3.	Car./Phi.	LB Haason Reddick	8
	Den./Mia.	OLB Bradley Chubb	8
	Pit.	LB T.J. Watt	8
6.	—	Four Other Players	7

### FORCED FUMBLES, NFL, SINCE 2021

Rank	Team/s	Player	Forced Fumbles
1.	Pit.	LB T.J. Watt	10
2.	LAC	OLB Joey Bosa	9
	Cin.	DE Trey Hendrickson	9
	Den./Mia.	OLB Bradley Chubb	9
	T.B.	S Antoine Winfield Jr.	9
6.	Car./Phi.	LB Haason Reddick	8
	Ind.	LB Shaquille Leonard	8
	Pit.	LB Alex Highsmith	8
	S.F.	DL Nick Bosa	8
10.	—	Nine Other Players	7

Bosa has gone for the ball when taking down the quarterback since he entered the NFL. His 14 career strip-sacks are the ninth-most since 2016.

10 of Bosa's 14 career strip-sacks came on third down, which leads the NFL over that span. Seven of his third-down strip-sacks have come since 2021, which is also a league-high.

### STRIP-SACKS, THIRD DOWN, NFL, SINCE 2016

Rk.	Team/s	Player	Strip-Sacks
1.	LAC	OLB Joey Bosa	10
2.	StL/LAR/Mia./Dal./Chi./Phi.	LB Robert Quinn	8
	Jax./LAR/Atl./Dal.	DE Dante Fowler Jr.	8
4.	LAR	DT Aaron Donald	7
5.	—	Five Other Players	6

### STRIP-SACKS, THIRD DOWN, NFL, SINCE 2021

Rank	Team/s	Player	Strip-Sacks
1.	LAC	OLB Joey Bosa	7
2.	S.F./Ind.	DE Samson Ebukam	5
3.	Cin.	DE Trey Hendrickson	4
	T.B.	OLB Shaquil Barrett	4
5.	—	Six Other Players	3

# JOEY BOSA

## BOSA'S SACKS BY PASSER

Joey Bosa has 67.0 career sacks. He has sacked Las Vegas QB Derek Carr 8.5 times in his career, more than he's sacked any other quarterback. Bosa has brought down 40 different passers in his career, including 17 more than once. Below is a look at his career sacks by passer:

### REGULAR-SEASON CAREER SACKS BY PASSER (67.0)

Sacks	Passer	Most Recent Sack
8.5	QB Derek Carr	Sept. 11, 2022 vs. L.V.
4.0	QB Ryan Tannehill	Sept. 17, 2023 at Ten.
3.5	QB Trevor Siemian	Oct. 22, 2017 vs. Den.
2.5	QB Patrick Mahomes	Dec. 16, 2021 vs. K.C.
	QB Gardner Minshew II	Oct. 25, 2020 vs. Jax.
	QB Josh Rosen	Sept. 29, 2019 at Mia.
	QB Zach Wilson	Nov. 6, 2023 at NYJ
2.0	QB Josh Allen	Nov. 29, 2020 at Buf.
	QB Kirk Cousins	Sept. 24, 2023 at Min.
	QB Robert Griffin III	Dec. 24, 2016 at Cle.
	QB Eli Manning	Oct. 8, 2015 at NYG
	QB Ben Roethlisberger	Nov. 21, 2021 vs. Pit.
	QB Matt Ryan	Oct. 23, 2016 at Atl.
	QB Alex Smith	Sept. 24, 2017 vs. K.C.
	QB Mitchell Trubisky	Oct. 27, 2019 at Chi.
1.5	QB Lamar Jackson	Oct. 17, 2021 at Bal.
	QB Aaron Rodgers	Nov. 3, 2019 vs. G.B.
1.0	WR Davante Adams	Sept. 11, 2022 vs. L.V.
	QB Tyson Bagent	Oct. 29, 2023 vs. Chi.
	QB Matt Barkley	Nov. 29, 2020 at Buf.
	QB Blake Bortles	Nov. 12, 2017 at Jax.
	QB Tom Brady	Oct. 29, 2017 at N.E.
	QB Drew Brees	Oct. 12, 2020 at N.O.
	QB Teddy Bridgewater	Sept. 27, 2020 vs. Car.
	QB Jacoby Brissett	Sept. 8, 2019 vs. Ind.
	QB Joe Burrow	Sept. 13, 2020 at Cin.
	QB Jeff Driskel	Dec. 9, 2018 vs. Cin.
	QB Joe Flacco	Oct. 6, 2019 vs. Den.
	QB Ryan Fitzpatrick	Sept. 12, 2021 at Was.
	QB Mike Glennon	Dec. 12, 2021 vs. NYG
	QB Jalen Hurts	Nov. 7, 2021 at Phi.
	QB Case Keenum	Dec. 30, 2017 at Den.
	QB DeShone Kizer	Dec. 3, 2017 vs. Cle.
	QB Drew Lock	Nov. 28, 2021 at Den.
	QB Cam Newton	Dec. 11, 2016 at Car.
	QB Tyrod Taylor	Nov. 19, 2017 vs. Buf.
	QB Russell Wilson	Jan. 8, 2023 at Den.
	QB Jameis Winston	Dec. 4, 2016 vs. T.B.
0.5	QB Brock Osweiler	Nov. 27, 2016 at Hou.
	QB Deshaun Watson	Sept. 22, 2019 vs. Hou.

### POSTSEASON CAREER SACKS BY PASSER (1.0)

Sacks	Passer	Most Recent Sack
1.0	QB Lamar Jackson	Jan. 6, 2019 at Bal.* *AFC Wild Card



## ONE OF A KIND

With 8.5 sacks in his first eight games of 2017, **Joey Bosa** brought his career total to 19.0 sacks over his first 20 career games. That topped the previous NFL record of 18.5 set by Aldon Smith in 2012.

### SACKS, FIRST 20 CAREER GAMES, NFL HISTORY

Rank	Team	Player	Sacks
1.	Chargers	DE <b>Joey Bosa</b>	19.0
2.	49ers	LB Aldon Smith	18.5
3.	Cowboys	LB Micah Parsons	17.0
	Packers	LB Clay Matthews	17.0

## BRING THE HEAT

**Joey Bosa** ranks fourth for sacks in team history after reaching 60 for his career. He eclipsed 50 in his 67th game of his career, setting the mark for the fastest by any player in Chargers history.

### CAREER SACKS LEADERS, CHARGERS HISTORY SINCE 1982

Rank	Seasons	Player	Sacks
1.	1986-95	DE Leslie O'Neal	105.5
2.	2004-12	LB Shaun Phillips	69.5
3.	2016-Present	OLB <b>Joey Bosa</b>	67.0
4.	1984-90	DE Lee Williams	65.5
5.	2012-20	DE Melvin Ingram III	49.0
6.	1990-2002	LB Junior Seau	47.0

### FEWEST GAMES TO 50 SACKS, CHARGERS HISTORY

Rank	Seasons	Player	Games
1.	2016-21	OLB <b>Joey Bosa</b>	67
2.	1986-91	DE Leslie O'Neal	70
3.	1984-89	DE Lee Williams	75
4.	2004-10	LB Shaun Phillips	96

# CAMERON DICKER

## MAKING NFL HISTORY

**K Cameron Dicker** has made 52-of-55 career field goal attempts. His field goal percentage of 94.5 is the best in NFL history by a player with at least 50 attempts.

### FIELD GOAL PCT., MIN. 50 ATTEMPTS, NFL HISTORY

Rank	Team/s	Player	Field Goal Pct. (Made-Att.)
1.	Phi./LAC	<b>K Cameron Dicker</b>	<b>94.5 (52-55)</b>
2.	Bal.	K Justin Tucker	90.2 (395-438)
3.	K.C.	K Harrison Butker	89.1 (197-221)
4.	Chi./NYJ/Car.	K Eddie Pineiro	89.0 (89-100)
5.	LAC/Atl.	K Younghoe Koo	88.5 (154-174)

## THE BEST THROUGH TWO SEASONS

Last season, **K Cameron Dicker** made 21-of-22 field goals (95.5 pct.) to set the record for best field goal percentage by a rookie kicker since the 1970 NFL-AFL Merger (min. 15 att.). He picked up where he left off, making 31-of-33 attempts in 2023. Dicker's 94.5 career field goal percentage (52-of-55) is the best within the first two seasons of a career among kickers with at least 40 field goal attempts.

### FIELD GOAL PCT., FIRST TWO SEASONS, MIN. 40 ATTEMPTS, NFL, SINCE 1970

Rank	Team/s	Player	Field Goal Pct. (Made-Att.)
1.	Phi./LAC	<b>K Cameron Dicker</b>	<b>94.5 (52-55)</b>
2.	Bal.	K Justin Tucker	91.9 (68-74)
3.	K.C.	K Harrison Butker	89.9 (62-69)
4.	Dal.	K Dan Bailey	89.7 (61-68)
	Min.	K Blair Walsh	89.7 (61-68)

## DICKER MAKES FOUR FROM 40-PLUS

**K Cameron Dicker** made all five of his field goal attempts in Week 16, becoming the first Chargers kicker in over a decade to make five or more field goals in a single game. Four of Dicker's field goals came from 40-plus yards, the most by any Charger in a single game in the last 30 seasons.

### MOST MADE FIELD GOALS, 40-PLUS YARDS, SINGLE GAMES, CHARGERS, SINCE 1991

Rank	Game	Player	Made Field Goals
1.	<b>Dec. 23, 2023 vs. Buf.</b>	<b>K Cameron Dicker</b>	<b>4</b>
2.	Oct. 29, 2023 vs. Chi.	K Cameron Dicker	3
	Sept. 29, 2019 at Mia.	P Ty Long	3
	Sept. 15, 2013 at Phi.	K Nick Novak	3
	Oct. 31, 2011 at K.C.	K Nick Novak	3
	Jan. 2, 2011 at Den.	K Nate Kaeding	3
	Nov. 25, 2007 vs. Bal.	K Nate Kaeding	3
	Oct. 19, 2003 at Cle.	K Steve Christie	3
	Sept. 6, 1998 vs. Buf.	K John Carney	3
	Jan. 2, 1994 at T.B.	K John Carney	3
	Sept. 5, 1993 vs. Sea.	K John Carney	3
	Sept. 22, 1991 at Den.	K John Carney	3

## MAKING EXTRA POINTS

**K Cameron Dicker** has all made 59 of his career extra point attempts, registering a 100.0 percentage. It's the best percentage by any kicker with at least 50 extra point attempts since the PAT was moved back in 2015.

### EXTRA POINT PERCENTAGE, MIN. 50 ATT., NFL, SINCE 2015

Rk.	Team/s	Player	Made PAT	Missed PAT	PAT Pct.
1.	Phi./LAC	<b>K Cameron Dicker</b>	<b>59</b>	<b>0</b>	<b>100.0</b>
2.	7 Teams*	K Chase McLaughlin	121	2	98.4
3.	S.F.	K Jake Moody	60	1	98.4
4.	Bal.	K Justin Tucker	354	6	98.3
5.	NYG	K Josh Brown	53	1	98.1
6.	Atl.	K Matt Bryant	164	4	97.6

\*Chargers, Colts, 49ers, Jets, Jaguars, Browns, Colts, Buccaneers

## TWO SEASONS FOR THE AGES

In 10 games played with the Bolts in 2022, **K Cameron Dicker** made 19-of-20 field goal attempts (95.0 pct.). It set the best single-season field goal percentage in team history among players with at least 15 field goal attempts.

In 2023, Dicker made 31-of-33 field goals (93.9 pct.), good for the second-best single-season field goal percentage in franchise history (min. 15 att.).

### FIELD GOAL PCT., MIN. 15 ATTEMPTS, SINGLE SEASON, CHARGERS HISTORY

Rank	Season	Player	Field Goal Pct. (Made-Att.)
1.	<b>2022</b>	<b>K Cameron Dicker</b>	<b>95.0 (19-20)</b>
2.	<b>2023</b>	<b>K Cameron Dicker</b>	<b>93.9 (31-33)</b>
3.	2018	K Michael Badgley	93.8 (15-16)
4.	2013	K Nick Novak	91.9 (34-37)
5.	2009	K Nate Kaeding	91.4 (32-35)
6.	1990	K John Carney	90.5 (19-21)

## IN THE RECORD BOOKS

**K Cameron Dicker** converted two field goals from 55-plus yards, both tying for the third-longest field goals in franchise history. He made 31 of his 33 attempts on the year, tying for the fourth-most converted field goals in a single season in team annals.

### MADE FIELD GOALS, SINGLE SEASON, CHARGERS HISTORY

Rank	Season	Player	Made Field Goals
1.	2013	K Nick Novak	34
	1994	K John Carney	34
3.	2009	K Nate Kaeding	32
4.	<b>2023</b>	<b>K Cameron Dicker</b>	<b>31</b>
	1999	K John Carney	31
	1993	K John Carney	31



## OTHER PLAYER NOTES

### TULI A TOP ROOKIE

In his first season, **OLB Tuli Tuipulotu** registered 53 tackles, 12 quarterback hits, 4.5 sacks and eight tackles for loss. He has added a pass defended, two forced fumbles and a recovery.

Tuipulotu tied for the fourth-most tackles for loss (eight) by any rookie. He ranked tied for No. 6 in sacks (4.5), while his 12 quarterback hits ranked No. 4 among NFL rookies in 2023.

#### TACKLES FOR LOSS, NFL ROOKIES, 2023

Rank	Team	Player	Tackles for Loss
1.	T.B.	OLB YaYa Diaby	12
2.	Hou.	DE Will Anderson Jr.	10
	T.B.	DL Calijah Kancey	10
4.	LAC	<b>OLB Tuli Tuipulotu</b>	<b>8</b>
	G.B.	LB Lukas Van Ness	8
	LAR	NT Kobie Turner	8
	LAR	OLB Byron Young	8
	Phi.	DT Jalen Carter	8
	Sea.	CB Devon Witherspoon	8
10.	—	Two Other Players	7

#### SACKS, NFL ROOKIES, 2023

Rank	Team	Player	Sacks
1.	LAR	NT Kobie Turner	9.0
2.	LAR	OLB Byron Young	8.0
3.	T.B.	OLB YaYa Diaby	7.5
4.	Hou.	DE Will Anderson Jr.	7.0
5.	Phi.	DT Jalen Carter	6.0
6.	LAC	<b>OLB Tuli Tuipulotu</b>	<b>4.5</b>
	N.O.	DT Bryan Bresee	4.5
8.	—	Four Other Players	4.0

#### QUARTERBACK HITS, NFL ROOKIES, 2023

Rank	Team	Player	Quarterback Hits
1.	Hou.	DE Will Anderson Jr.	22
2.	LAR	OLB Byron Young	19
3.	LAR	NT Kobie Turner	16
4.	LAC	<b>OLB Tuli Tuipulotu</b>	<b>12</b>
	Chi.	DL Gervon Dexter Sr.	12
	T.B.	DL Calijah Kancey	12
7.	G.B.	LB Lukas Van Ness	10

Tuipulotu's seven quarterback pressures in Week 3 were the most by a rookie in a single game in 2023 and tied for the third-most by any NFL defender in a single game.

#### PRESSURES, SINGLE GAME, NFL, 2023

Rk.	Team	Game	Player	Pressures
1.	Pit.	Sept. 10, 2023 vs. S.F.	LB T.J. Watt	9
2.	NYG	Oct. 29, 2023 vs. NYJ	DL Dexter Lawrence II	8
3.	LAC	<b>Sept. 24, 2023 at Min.</b>	<b>OLB Tuli Tuipulotu</b>	<b>7</b>
	Cin.	Oct. 15, 2023 vs. Sea.	DE Sam Hubbard	7
	Was.	Oct. 5, 2023 vs. Chi.	DE Chase Young	7
6.	LAC	<b>Oct. 1, 2023 vs. L.V.</b>	<b>OLB Khalil Mack</b>	<b>6</b>
	—	15 Other Performances		6

### PIPKINS HAULS IN A TWO-POINT CONVERSION



In the second quarter of Week 2, **T Trey Pipkins III** caught a two-point conversion from **QB Justin Herbert** as an eligible receiver. He became just the second NFL offensive lineman to haul in a two-point conversion in at least the last 60 years (Giants T Andrew Thomas in 2020).

### PARHAM SNAGS TOUCHDOWNS

11 of **TE Donald Parham Jr.'s** 67 career receptions have gone for a touchdown, including a career-best four this season. Among players with at least 50 catches since he entered the NFL in 2020, Parham ranks third with a rate of 6.09 receptions per touchdown.

#### RECEPTIONS PER TOUCHDOWN, MIN. 50 REC., NFL, SINCE 2020

Rank	Team/s	Player	Receptions Per Touchdown
1.	Chi./N.O.	TE Jimmy Graham	4.67
3.	G.B.	WR Christian Watson	5.75
4.	Buf.	WR Gabe Davis	6.04
4.	LAC	<b>TE Donald Parham Jr.</b>	<b>6.09</b>
5.	N.O.	TE Juwan Johnson	6.40

### DAVIS POSTS A 51-YARD CARRY

On the opening drive in Week 4, **WR Derius Davis** took a handoff 51 yards. It was the second-longest carry for the Bolts of the season and the longest by any non-running back for the Chargers since 2001, when WR Curtis Conway ran 67 yards for a touchdown.

#### LONGEST RUSHES, NON-RUNNING BACK, CHARGERS HISTORY

Rank	Game	Player	Rushing Length
1.	Nov. 18, 2001 at Oak.	WR Curtis Conway	67 yards
2.	<b>Oct. 1, 2023 vs. L.V.</b>	<b>WR Derius Davis</b>	<b>51 yards</b>
3.	Nov. 7, 2004 vs. N.O.	WR Tim Dwight	48 yards
4.	Jan. 1, 2012 at Oak.	WR Vincent Jackson	41 yards
5.	Nov. 28, 2004 at K.C.	WR Eric Parker	38 yards

## SPECIALIST NOTES

### SCOTT PINS THEM DEEP

In the team's rain-soaked victory in Week 13, **P JK Scott** set a single-game franchise record by placing seven punts inside the 20, including four inside the 10-yard line. The game marked his third of the season with at least four punts placed inside the 20, which tied for the most in the NFL in 2023.

#### MOST PUNTS INSIDE THE 20, SINGLE GAMES, CHARGERS HISTORY

Rank	Game	Player	Punts Inside 20
1.	<b>Dec. 3, 2023 at N.E.</b>	<b>P JK Scott</b>	<b>7</b>
2.	Nov. 13, 1994 at KC	P Bryan Wagner	6
3.	Nov. 16, 2014 vs. Oak	P Mike Scifres	5
	Dec. 9, 2012 at Pit	P Mike Scifres	5
	Nov. 4, 2007 at Min	P Mike Scifres	5
	Dec. 28, 2007 vs. Hou	P Mike Scifres	5

#### MOST GAMES WITH FOUR-PLUS PUNTS INSIDE THE 20-YARD LINE, NFL, 2023

Rank	Team	Player	Games
1.	<b>LAC</b>	<b>P JK Scott</b>	<b>3</b>
	Hou.	P Cameron Johnston	3
	NYG	P Jamie Gillan	3
	Ten.	P Ryan Stonehouse	3
5.	Cle.	P Corey Bojorquez	2
	Jax.	P Logan Cooke	2
	L.V.	P AJ Cole	2
	N.E.	P Bryce Baringer	2
	NYJ	P Thomas Morstead	2
	Pit.	P Pressley Harvin III	2
	Was.	P Tress Way	2

### SCOTT SETS TEAM RECORD

**P JK Scott** boomed an 83-yard punt in Week 14 against Denver, setting the record for the longest punt in franchise history.

#### LONGEST PUNTS, CHARGERS HISTORY

Rank	Game	Player	Length
1.	<b>Dec. 10, 2023 vs. Den.</b>	<b>P JK Scott</b>	<b>83 yards</b>
2.	Nov. 19, 1961 vs. Dal.*	LB/P Paul Maguire	82 yards
3.	Oct. 17, 1971 at Den.	K Dennis Partee	73 yards
4.	Sept. 21, 2014 at Buf.	P Mike Scifres	72 yards
5.	Nov. 10, 2011 vs. Oak.	P Mike Scifres	71 yards
	Oct. 1, 2006 at Bal.	P Mike Scifres	71 yards
	Dec. 4, 2005 vs. Oak.	P Mike Scifres	71 yards
	Sept. 12, 1982 at Den.	P Maury Buford	71 yards
	Nov. 8, 1964 at Den.	QB John Hadl	71 yards

*\*Dallas Texans*

### DAVIS AMONG PUNT RETURN LEADERS

With a conference-best 385 yards on 25 punt returns, including one that went for an 87-yard touchdown, **WR Darius Davis** led all NFL qualified returners in 2023 with a 16.0-yard punt return average.

#### PUNT RETURN AVERAGE, QUALIFYING RETURNERS, NFL, 2023

Rank	Team/s	Player	Punt Return Avg.
1.	<b>LAC</b>	<b>WR Darius Davis</b>	<b>16.0</b>
2.	Phi.	WR Britain Covey	14.4
3.	N.O.	WR/RS Rashid Shaheed	13.6
4.	Bal.	WR Devin Duvernay	12.6
5.	Buf.	WR Deonte Harty	12.4

### DAVIS TAKES IT TO THE HOUSE

**WR Darius Davis** recorded his first career punt return for a touchdown in the first quarter of the team's Week 9 win against the New York Jets, taking the ball 87 yards to paydirt. It is the longest punt return in the NFL this season and the longest by any NFL rookie since 2017. Davis' return is the longest ever by a Chargers rookie and ranks as the fifth-longest in team history.

#### LONGEST PUNT RETURNS, CHARGERS HISTORY

Rank	Game	Player	Length
1.	Nov. 24, 1968 vs. NYJ	CB Leslie "Speedy" Duncan	95 yards*
2.	Sept. 25, 1994 at Rai**	CB Darrien Gordon	90 yards*
3.	Sept. 17, 1995 at Phi.	WR/KR Andre Coleman	88 yards*
	Oct. 9, 1997 at N.O.	S Mike Fuller	88 yards*
5.	<b>Nov. 6, 2023 at NYJ</b>	<b>WR Darius Davis</b>	<b>87 yards*</b>
6.	Nov. 2, 1997 at Cin.	WR/KR Eric Metcalf	85 yards*

*\*Touchdown*

*\*\*Los Angeles Raiders*

# 2024 LOS ANGELES CHARGERS PRESEASON OFFENSIVE STATISTICS

**Won 0, Lost 1**

8/10/2024    L    3 - 16    Seattle Seahawks  
 Los Angeles    Opponent  
 Chargers

<b>Total First Downs</b>	<b>9</b>	<b>20</b>						
Rushing	4	7						
Passing	5	13						
Penalty	0	0						
3rd Down: Made/Att	2/13	11/20						
3rd Down Pct.	15.4%	55.0%						
4th Down: Made/Att	0/2	0/1						
4th Down Pct.	0.0%	0.0%						
<b>Possession Avg.</b>	<b>20:51</b>	<b>39:09</b>						
<b>Total Net Yards</b>	<b>198</b>	<b>325</b>						
Avg. Per Game	198.0	325.0						
Total Plays	53	79						
Avg. Per Play	3.7	4.1						
<b>Net Yards Rushing</b>	<b>77</b>	<b>156</b>						
Avg. Per Game	77.0	156.0						
Total Rushes	18	39						
<b>Net Yards Passing</b>	<b>121</b>	<b>169</b>						
Avg. Per Game	121.0	169.0						
Sacked/Yards Lost	3/12	3/22						
Gross Yards	133	191						
Attempts/Completions	32/14	37/20						
Completion Pct.	43.8%	54.1%						
Had Intercepted	1	0						
<b>Punts/Average</b>	<b>8/44.5</b>	<b>7/49.4</b>						
<b>Net Punting Avg.</b>	<b>43.1</b>	<b>43</b>						
<b>Penalties/Yards</b>	<b>3/20</b>	<b>6/28</b>						
<b>Fumbles/Ball Lost</b>	<b>0/0</b>	<b>0/0</b>						
<b>Touchdowns</b>	<b>0</b>	<b>2</b>						
Rushing	0	1						
Passing	0	1						
Returns	0	0						
<b>Score By Periods</b>	<b>Q1</b>	<b>Q2</b>	<b>Q3</b>	<b>Q4</b>	<b>OT</b>	<b>Pts</b>		
Team	0	3	0	0	0	3		
Opponents	0	13	0	3	0	16		
<b>Scoring</b>	<b>TD</b>	<b>Ru</b>	<b>Pa</b>	<b>Rt</b>	<b>PAT</b>	<b>FG</b>	<b>2Pt</b>	<b>Pts</b>
C.Dicker	0	0	0	0	0/0	1/1	0	3
<b>Team</b>	<b>0</b>	<b>0</b>	<b>0</b>	<b>0</b>	<b>0/0</b>	<b>1/1</b>	<b>0</b>	<b>3</b>
<b>Opponents</b>	<b>2</b>	<b>1</b>	<b>1</b>	<b>0</b>	<b>1/2</b>	<b>1/1</b>	<b>0</b>	<b>16</b>

2-Pt. Conversions: Team 0/0, Opponents: 0/0  
 Sacks: T.Harper 1.0, N.Niemann 1.0, T.Dye 1.0 **Team: 3.0, Opponents: 3.0**

<b>Rushing</b>	<b>No.</b>	<b>Yds</b>	<b>Avg</b>	<b>Long</b>	<b>TD</b>
J.Patterson	7	38	5.4	16	0
M.Duggan	2	15	7.5	8	0
E.Stick	1	12	12.0	12	0
E.Dotson	3	7	2.3	3	0
I.Spiller	5	5	1.0	4	0
<b>Team</b>	<b>18</b>	<b>77</b>	<b>4.3</b>	<b>16</b>	<b>0</b>
<b>Opponents</b>	<b>39</b>	<b>156</b>	<b>4.0</b>	<b>22</b>	<b>1</b>

<b>Receiving</b>	<b>No.</b>	<b>Yds</b>	<b>Avg</b>	<b>Long</b>	<b>TD</b>
S.Fehoko	3	33	11.0	29	0
I.Spiller	3	18	6.0	7	0
S.Smartt	2	18	9.0	14	0
E.Dotson	2	11	5.5	7	0
J.Johnson	1	36	36.0	36	0
D.Parham	1	8	8.0	8	0
L.Benson	1	5	5.0	5	0
J.Patterson	1	4	4.0	4	0
D.Chark	0	0	0.0	0	0
J.Gill	0	0	0.0	0	0
H.Hurst	0	0	0.0	0	0
P.Olatoke	0	0	0.0	0	0
B.Rice	0	0	0.0	0	0
<b>Team</b>	<b>14</b>	<b>133</b>	<b>9.5</b>	<b>36</b>	<b>0</b>
<b>Opponents</b>	<b>20</b>	<b>191</b>	<b>9.6</b>	<b>26</b>	<b>1</b>

<b>Interceptions</b>	<b>No.</b>	<b>Yds</b>	<b>Avg</b>	<b>Long</b>	<b>TD</b>
<b>Opponents</b>	<b>1</b>	<b>13</b>	<b>13.0</b>	<b>13</b>	<b>0</b>

<b>Punting</b>	<b>No</b>	<b>Yds</b>	<b>Avg</b>	<b>Net</b>	<b>TB</b>	<b>In</b>	<b>Lg</b>	<b>B</b>
J.Scott	8	356	44.5	43.1	0	2	54	0
<b>Team</b>	<b>8</b>	<b>356</b>	<b>44.5</b>	<b>43.1</b>	<b>0</b>	<b>2</b>	<b>54</b>	<b>0</b>
<b>Opponents</b>	<b>7</b>	<b>346</b>	<b>49.4</b>	<b>43.0</b>	<b>1</b>	<b>3</b>	<b>62</b>	<b>0</b>

<b>Punt Returns</b>	<b>Ret</b>	<b>FC</b>	<b>Yds</b>	<b>Avg</b>	<b>Long</b>	<b>TD</b>
J.Gill	2	2	25	12.5	19	0
<b>Team</b>	<b>2</b>	<b>2</b>	<b>25</b>	<b>12.5</b>	<b>19</b>	<b>0</b>
<b>Opponents</b>	<b>3</b>	<b>5</b>	<b>11</b>	<b>3.7</b>	<b>10</b>	<b>0</b>

<b>Kickoff Returns</b>	<b>No.</b>	<b>Yds</b>	<b>Avg</b>	<b>Long</b>	<b>TD</b>
J.Gill	3	84	28.0	43	0
<b>Team</b>	<b>3</b>	<b>84</b>	<b>28.0</b>	<b>43</b>	<b>0</b>
<b>Opponents</b>	<b>2</b>	<b>58</b>	<b>29.0</b>	<b>44</b>	<b>0</b>

<b>Field Goals</b>	<b>1-19</b>	<b>20-29</b>	<b>30-39</b>	<b>40-49</b>	<b>50+</b>
C.Dicker	0/0	0/0	0/0	0/0	1/1
<b>Team</b>	<b>0/0</b>	<b>0/0</b>	<b>0/0</b>	<b>0/0</b>	<b>1/1</b>
<b>Opponents</b>	<b>0/0</b>	<b>0/0</b>	<b>0/0</b>	<b>1/1</b>	<b>0/0</b>

Fumbles Lost: **Total: 0**  
 Opponent Fumble Recoveries: **Total: 0**

<b>Passing</b>	<b>Att</b>	<b>Cmp</b>	<b>Yds</b>	<b>Cmp%</b>	<b>Yds/Att</b>	<b>TD</b>	<b>TD%</b>	<b>Int</b>	<b>Int%</b>	<b>Long</b>	<b>Sack</b>	<b>Lost</b>	<b>Rating</b>
L.Perez	12	5	61	41.7%	5.1	0	0.0%	0	0.0%	36	0/	0	58.0
M.Duggan	7	4	41	57.1%	5.9	0	0.0%	0	0.0%	29	1/	7	74.1
E.Stick	13	5	31	38.5%	2.4	0	0.0%	1	7.7%	14	2/	5	14.6
<b>Team</b>	<b>32</b>	<b>14</b>	<b>133</b>	<b>43.8%</b>	<b>4.2</b>	<b>0</b>	<b>0.0%</b>	<b>1</b>	<b>3.1%</b>	<b>36</b>	<b>3/</b>	<b>12</b>	<b>42.8</b>
<b>Opponents</b>	<b>37</b>	<b>20</b>	<b>191</b>	<b>54.1%</b>	<b>5.2</b>	<b>1</b>	<b>2.7%</b>	<b>0</b>	<b>0.0%</b>	<b>26</b>	<b>3/</b>	<b>22</b>	<b>77.7</b>



# 2024 LOS ANGELES CHARGERS PRESEASON DEFENSIVE STATISTICS

Official Press Box Totals — Confirmed by league review.

Player	— Tackles —					— Fumbles —						
	Total	Solo	Asst.	Sacks	Yards	TFLs	QB Hits	Interceptions	Passes Def.	Forced	Recoveries	
Nick Niemann.....	12	9	3	1.0	8	1	2	0	0	0	0	
Deane Leonard.....	6	4	2	0	0	0	0	0	1	0	0	
A.J. Finley.....	6	2	4	0	0	0	0	0	1	0	0	
Matt Hankins.....	5	4	1	0	0	0	0	0	1	0	0	
Shane Lee.....	5	3	2	0	0	1	0	0	0	0	0	
Troy Dye.....	4	3	1	1.0	5	1	1	0	0	0	0	
Daiyan Henley.....	4	1	3	0	0	0	0	0	0	0	0	
Tuli Tuipulotu.....	3	3	0	0	0	0	0	0	0	0	0	
Andrew Farmer.....	3	2	1	0	0	0	0	0	0	0	0	
Christopher Hinton.....	3	2	1	0	0	0	0	0	0	0	0	
J.T. Woods.....	3	1	2	0	0	0	0	0	1	0	0	
Chris Collins.....	2	2	0	0	0	0	0	0	0	0	0	
Micheal Mason.....	2	2	0	0	0	1	0	0	0	0	0	
Ja'Sir Taylor.....	2	1	1	0	0	0	0	0	0	0	0	
Ty Shelby.....	2	1	1	0	0	1	0	0	0	0	0	
Robert Kennedy.....	2	1	1	0	0	0	0	0	0	0	0	
Scott Matlock.....	2	1	1	0	0	0	0	0	0	0	0	
Thomas Harper.....	1	1	0	1.0	9	1	1	0	0	0	0	
Tre'Mon Morris-Brash.....	1	1	0	0	0	0	0	0	1	0	0	
Kristian Fulton.....	1	1	0	0	0	0	0	0	0	0	0	
Akeem Dent.....	1	1	0	0	0	0	0	0	0	0	0	
Chris Wilcox.....	1	1	0	0	0	0	0	0	0	0	0	
Otito Ogbornia.....	1	1	0	0	0	1	0	0	0	0	0	
Jerrold Clark.....	1	1	0	0	0	0	0	0	0	0	0	
Justin Eboigbe.....	1	0	1	0	0	0	0	0	0	0	0	
Morgan Fox.....	1	0	1	0	0	0	0	0	0	0	0	
Chris Rumph.....	1	0	1	0	0	0	0	0	0	0	0	
Zamari Walton.....	1	0	1	0	0	0	0	0	0	0	0	
Tarheeb Still.....	0	0	0	0	0	0	0	0	2	0	0	
<b>Totals.....</b>	<b>77</b>	<b>49</b>	<b>28</b>	<b>3.0</b>	<b>22</b>	<b>7</b>	<b>4</b>	<b>0</b>	<b>7</b>	<b>0</b>	<b>0</b>	
<i>Defensive Backs.....</i>	<i>29</i>	<i>17</i>	<i>12</i>	<i>1.0</i>	<i>9</i>	<i>1</i>	<i>1</i>	<i>0</i>	<i>6</i>	<i>0</i>	<i>0</i>	
<i>Linebackers.....</i>	<i>26</i>	<i>17</i>	<i>9</i>	<i>2.0</i>	<i>13</i>	<i>3</i>	<i>3</i>	<i>0</i>	<i>1</i>	<i>0</i>	<i>0</i>	
<i>Outside Linebackers.....</i>	<i>11</i>	<i>8</i>	<i>3</i>	<i>0.0</i>	<i>0</i>	<i>1</i>	<i>0</i>	<i>0</i>	<i>0</i>	<i>0</i>	<i>0</i>	
<i>Defensive Line.....</i>	<i>11</i>	<i>7</i>	<i>4</i>	<i>0.0</i>	<i>0</i>	<i>2</i>	<i>0</i>	<i>0</i>	<i>0</i>	<i>0</i>	<i>0</i>	

## SPECIAL TEAMS TACKLES

Player	Total Tackles
Thomas Harper.....	2
Cameron Dicker.....	1
Tony Jefferson.....	1
Jaret Patterson.....	1
Josh Harris.....	1
Shane Lee.....	1
Tre'Mon Morris-Brash.....	1
<b>Totals.....</b>	<b>8</b>

# 2023 LOS ANGELES CHARGERS OFFENSIVE STATISTICS

## Won 5, Lost 12

Date	Result	Score	Opponent
9/10/2023	L	34 - 36	Miami Dolphins
9/17/2023	L	24 - 27	at Tennessee Titans
9/24/2023	W	28 - 24	at Minnesota Vikings
10/1/2023	W	24 - 17	Las Vegas Raiders
10/16/2023	L	17 - 20	Dallas Cowboys
10/22/2023	L	17 - 31	at Kansas City Chiefs
10/29/2023	W	30 - 13	Chicago Bears
11/6/2023	W	27 - 6	at New York Jets
11/12/2023	L	38 - 41	Detroit Lions
11/19/2023	L	20 - 23	at Green Bay Packers
11/26/2023	L	10 - 20	Baltimore Ravens
12/3/2023	W	6 - 0	at New England Patriots
12/10/2023	L	7 - 24	Denver Broncos
12/14/2023	L	21 - 63	at Las Vegas Raiders
12/23/2023	L	22 - 24	Buffalo Bills
12/31/2023	L	9 - 16	at Denver Broncos
1/7/2024	L	12 - 13	Kansas City Chiefs

	Los Angeles	Opponent
<b>Total First Downs</b>	<b>319</b>	<b>344</b>
Rushing	89	110
Passing	204	203
Penalty	26	31
3rd Down: Made/Att	91/237	89/232
3rd Down Pct.	38.4%	38.4%
4th Down: Made/Att	15/32	19/32
4th Down Pct.	46.9%	59.4%
<b>Possession Avg.</b>	<b>28:48</b>	<b>31:12</b>
<b>Total Net Yards</b>	<b>5599</b>	<b>6170</b>
Avg. Per Game	329.4	362.9
Total Plays	1106	1113
Avg. Per Play	5.1	5.5
<b>Net Yards Rushing</b>	<b>1642</b>	<b>1924</b>
Avg. Per Game	96.6	113.2
Total Rushes	431	467
<b>Net Yards Passing</b>	<b>3957</b>	<b>4246</b>
Avg. Per Game	232.8	249.8
Sacked/Yards Lost	43/355	48/334
Gross Yards	4312	4580
Attempts/Completions	632/409	598/389
Completion Pct.	64.7%	65.1%
Had Intercepted	8	9
<b>Punts/Average</b>	<b>75/46.3</b>	<b>74/48.6</b>
<b>Net Punting Avg.</b>	<b>42.3</b>	<b>41.5</b>
<b>Penalties/Yards</b>	<b>79/725</b>	<b>104/801</b>
<b>Fumbles/Ball Lost</b>	<b>25/13</b>	<b>23/12</b>
<b>Touchdowns</b>	<b>36</b>	<b>47</b>
Rushing	11	18
Passing	24	26
Returns	1	3

Score By Periods	Q1	Q2	Q3	Q4	OT	Pts
Team	74	115	49	108	0	346
Opponents	72	152	71	100	3	398

Scoring	TD	Ru	Pa	Rt	PAT	FG	2Pt	Pts
C.Dicker	0	0	0	0	35/35	31/33	0	128
K.Allen	7	0	7	0	0/0	0/0	0	42
A.Ekeler	6	5	1	0	0/0	0/0	0	36
D.Parham	4	0	4	0	0/0	0/0	0	24
G.Everett	3	0	3	0	0/0	0/0	0	18
J.Herbert	3	3	0	0	0/0	0/0	0	18
Q.Johnston	2	0	2	0	0/0	0/0	0	12
J.Kelley	2	2	0	0	0/0	0/0	0	12
J.Palmer	2	0	2	0	0/0	0/0	0	12
D.Davis	1	0	0	1	0/0	0/0	0	6
A.Erickson	1	0	1	0	0/0	0/0	0	6
S.Fehoko	1	0	1	0	0/0	0/0	0	6
J.Guyton	1	0	1	0	0/0	0/0	0	6
S.Smartt	1	0	1	0	0/0	0/0	0	6
E.Stick	1	1	0	0	0/0	0/0	0	6
M.Williams	1	0	1	0	0/0	0/0	0	6
T.Pipkins	0	0	0	0	0/0	0/0	1	2
<b>Team</b>	<b>36</b>	<b>11</b>	<b>24</b>	<b>1</b>	<b>35/35</b>	<b>31/33</b>	<b>1</b>	<b>346</b>
<b>Opponents</b>	<b>47</b>	<b>18</b>	<b>26</b>	<b>3</b>	<b>44/46</b>	<b>24/27</b>	<b>0</b>	<b>398</b>

2-Pt. Conversions: Team 1/1, Opponents: 0/1  
 Sacks: K.Mack 17.0, J.Bosa 6.5, M.Fox 5.5, T.Tuipulotu 4.5,  
 E.Kendricks 3.5, K.Murray 3.0, S.Joseph 3.0, D.James 2.0,  
 N.Williams 1.0, J.Hollins 1.0, D.Marlowe 1.0 **Team: 48.0,**  
**Opponents: 43.0**

Passing	Att	Cmp	Yds	Cmp%	Yds/Att	TD	TD%	Int	Int%	Long	Sack	Lost	Rating
J.Herbert	456	297	3134	65.1%	6.9	20	4.4%	7	1.5%	60	29/	233	93.2
E.Stick	174	111	1129	63.8%	6.5	3	1.7%	1	0.6%	79t	14/	122	85.6
K.Allen	2	1	49	50.0%	24.5	1	50.0%	0	0.0%	49t	0/	0	135.4
<b>Team</b>	<b>632</b>	<b>409</b>	<b>4312</b>	<b>64.7%</b>	<b>6.8</b>	<b>24</b>	<b>3.8%</b>	<b>8</b>	<b>1.3%</b>	<b>79t</b>	<b>43/</b>	<b>355</b>	<b>91.8</b>
<b>Opponents</b>	<b>598</b>	<b>389</b>	<b>4580</b>	<b>65.1%</b>	<b>7.7</b>	<b>26</b>	<b>4.3%</b>	<b>9</b>	<b>1.5%</b>	<b>70</b>	<b>48/</b>	<b>334</b>	<b>96.5</b>

Rushing	No.	Yds	Avg	Long	TD
A.Ekeler	179	628	3.5	55	5
J.Kelley	107	405	3.8	49t	2
J.Herbert	52	228	4.4	35	3
E.Stick	27	144	5.3	21	1
D.Davis	14	101	7.2	51	0
I.Spiller	37	96	2.6	8	0
G.Everett	3	10	3.3	6	0
Q.Johnston	3	9	3.0	6	0
E.Dotson	4	6	1.5	2	0
K.Allen	2	6	3.0	4	0
J.Palmer	1	6	6.0	6	0
M.Williams	1	3	3.0	3	0
N.Niemann	1	0	0.0	0	0
<b>Team</b>	<b>431</b>	<b>1642</b>	<b>3.8</b>	<b>55</b>	<b>11</b>
<b>Opponents</b>	<b>467</b>	<b>1924</b>	<b>4.1</b>	<b>75t</b>	<b>18</b>

Receiving	No.	Yds	Avg	Long	TD
K.Allen	108	1243	11.5	42	7
A.Ekeler	51	436	8.5	39t	1
G.Everett	51	411	8.1	31	3
J.Palmer	38	581	15.3	79t	2
Q.Johnston	38	431	11.3	57	2
D.Parham	27	285	10.6	24	4
M.Williams	19	249	13.1	49t	1
A.Erickson	16	232	14.5	27	1
D.Davis	15	66	4.4	18	0
S.Smartt	11	155	14.1	51t	1
J.Guyton	10	89	8.9	18t	1
J.Kelley	8	32	4.0	6	0
I.Spiller	6	34	5.7	10	0
K.Doss	6	33	5.5	9	0
E.Dotson	2	13	6.5	7	0
J.Herbert	1	10	10.0	10	0
S.Fehoko	1	9	9.0	9t	1
N.Vannett	1	3	3.0	3	0
T.Pipkins	0	0	0.0	0	0
E.Stick	0	0	0.0	0	0
<b>Team</b>	<b>409</b>	<b>4312</b>	<b>10.5</b>	<b>79t</b>	<b>24</b>
<b>Opponents</b>	<b>389</b>	<b>4580</b>	<b>11.8</b>	<b>70</b>	<b>26</b>

Interceptions	No.	Yds	Avg	Long	TD
A.Samuel	2	8	4.0	8	0
A.Gilman	2	0	0.0	0	0
J.Jackson	1	9	9.0	9	0
J.Taylor	1	8	8.0	8	0
D.James	1	6	6.0	6	0
M.Davis	1	0	0.0	0	0
K.Murray	1	0	0.0	0	0
<b>Team</b>	<b>9</b>	<b>31</b>	<b>3.4</b>	<b>9</b>	<b>0</b>
<b>Opponents</b>	<b>8</b>	<b>49</b>	<b>6.1</b>	<b>16t</b>	<b>1</b>

Punting	No	Yds	Avg	Net	TB	In	Lg	B
J.Scott	75	3475	46.3	42.3	4	30	83	0
<b>Team</b>	<b>75</b>	<b>3475</b>	<b>46.3</b>	<b>42.3</b>	<b>4</b>	<b>30</b>	<b>83</b>	<b>0</b>
<b>Opponents</b>	<b>74</b>	<b>3595</b>	<b>48.6</b>	<b>41.5</b>	<b>7</b>	<b>32</b>	<b>70</b>	<b>0</b>

Punt Returns	Ret	FC	Yds	Avg	Long	TD
D.Davis	24	29	385	16.0	87t	1
<b>Team</b>	<b>24</b>	<b>29</b>	<b>385</b>	<b>16.0</b>	<b>87t</b>	<b>1</b>
<b>Opponents</b>	<b>28</b>	<b>31</b>	<b>221</b>	<b>7.9</b>	<b>50</b>	<b>0</b>

Kickoff Returns	No.	Yds	Avg	Long	TD
D.Davis	17	374	22.0	46	0
J.Kelley	1	16	16.0	16	0
A.Erickson	0	0	0.0	0	0
<b>Team</b>	<b>18</b>	<b>390</b>	<b>21.7</b>	<b>46</b>	<b>0</b>
<b>Opponents</b>	<b>11</b>	<b>213</b>	<b>19.4</b>	<b>40</b>	<b>0</b>

Field Goals	1-19	20-29	30-39	40-49	50+
C.Dicker	0/0	7/7	8/8	9/9	7/9
<b>Team</b>	<b>0/0</b>	<b>7/7</b>	<b>8/8</b>	<b>9/9</b>	<b>7/9</b>
<b>Opponents</b>	<b>0/0</b>	<b>8/8</b>	<b>6/6</b>	<b>10/12</b>	<b>0/1</b>

Fumbles Lost: A.Ekeler 4, E.Stick 4, J.Herbert 1, J.Kelley 1,  
 J.Palmer 1, D.Davis 1, K.Allen 1 **Total: 13**  
 Opponent Fumble Recoveries: D.James 2, A.Gilman 2,  
 A.Ogbongbemiga 2, N.Williams 2, A.Johnson 1, J.Bosa 1,  
 C.Rumph 1, T.Tuipulotu 1 **Total: 12**

# 2023 LOS ANGELES CHARGERS DEFENSIVE STATISTICS

Official Press Box Totals — Confirmed by league review.

Player	— Tackles —					— Fumbles —						
	Total	Solo	Asst.	Sacks	Yards	TFLs	QB Hits	Interceptions	Passes Def.	Forced	Recoveries	
Derwin James Jr. . . . .	125	86	39	2	11	5	4	1	7	0	2	
Eric Kendricks . . . . .	117	79	38	3.5	19.5	7	7	0	6	1	0	
Kenneth Murray Jr. . . . .	107	79	28	3	15	7	4	1	4	0	0	
Khalil Mack. . . . .	74	57	17	17	134	21	22	0	10	5	0	
Alohi Gilman . . . . .	73	49	24	0	0	2	0	2	10	3	2	
Asante Samuel Jr. . . . .	63	56	7	0	0	1	0	2	13	0	0	
Michael Davis. . . . .	62	52	10	0	0	3	0	1	10	0	0	
Tuli Tuipulotu. . . . .	53	37	16	4.5	37.5	8	12	0	1	3	1	
Austin Johnson . . . . .	46	24	22	0	0	2	1	0	2	1	1	
Dean Marlowe . . . . .	36	31	5	1	0	1	0	0	0	0	0	
Nick Niemann . . . . .	33	16	17	0	0	1	1	0	1	0	0	
Sebastian Joseph-Day . . . .	32	15	17	3	10	3	11	0	0	0	0	
Nick Williams. . . . .	32	16	16	1	8	7	1	0	0	0	2	
Ja'Sir Taylor. . . . .	28	24	4	0	0	0	2	1	8	0	0	
Otito Ogbonnia. . . . .	21	10	11	0	0	0	2	0	0	0	0	
Joey Bosa. . . . .	20	14	6	6.5	59	6	9	0	1	0	1	
Deane Leonard . . . . .	20	15	5	0	0	1	0	0	3	0	0	
Morgan Fox . . . . .	15	11	4	5.5	36	5	10	0	0	0	0	
Scott Matlock . . . . .	15	6	9	0	0	1	1	0	0	0	0	
Essang Bassey . . . . .	13	8	5	0	0	0	0	0	3	0	0	
Jaylinn Hawkins. . . . .	11	5	6	0	0	0	0	0	1	0	0	
Daiyan Henley . . . . .	11	7	4	0	0	0	0	0	0	0	0	
Christopher Hinton. . . . .	10	4	6	0	0	0	0	0	0	0	0	
Justin Hollins. . . . .	7	5	2	1	4	1	1	0	0	0	0	
Raheem Layne. . . . .	5	3	2	0	0	0	0	0	0	0	0	
Chris Rumph II. . . . .	5	4	1	0	0	0	0	0	0	0	1	
JT Woods. . . . .	5	5	0	0	0	0	0	0	0	0	0	
Andrew Farmer II . . . . .	3	1	2	0	0	0	0	0	0	0	0	
J.C. Jackson. . . . .	3	3	0	0	0	0	0	1	3	0	0	
Ty Shelby. . . . .	1	1	0	0	0	0	0	0	0	0	0	
Amen Ogbongbemiga. . . . .	1	0	1	0	0	0	0	0	0	0	0	
<b>Totals. . . . .</b>	<b>1,047</b>	<b>723</b>	<b>324</b>	<b>48</b>	<b>334</b>	<b>82</b>	<b>88</b>	<b>9</b>	<b>83</b>	<b>13</b>	<b>10</b>	
<i>Defensive Backs . . . . .</i>	<i>444</i>	<i>337</i>	<i>107</i>	<i>3</i>	<i>11</i>	<i>13</i>	<i>6</i>	<i>8</i>	<i>58</i>	<i>3</i>	<i>4</i>	
<i>Linebackers . . . . .</i>	<i>269</i>	<i>181</i>	<i>88</i>	<i>6.5</i>	<i>34.5</i>	<i>15</i>	<i>12</i>	<i>1</i>	<i>11</i>	<i>1</i>	<i>0</i>	
<i>Outside Linebackers. . . . .</i>	<i>163</i>	<i>119</i>	<i>44</i>	<i>29</i>	<i>234.5</i>	<i>36</i>	<i>44</i>	<i>0</i>	<i>12</i>	<i>8</i>	<i>3</i>	
<i>Defensive Line. . . . .</i>	<i>171</i>	<i>86</i>	<i>85</i>	<i>9.5</i>	<i>54</i>	<i>18</i>	<i>26</i>	<i>0</i>	<i>2</i>	<i>1</i>	<i>3</i>	

## SPECIAL TEAMS TACKLES

Player	Total Tackles
Deane Leonard. . . . .	8
Nick Niemann. . . . .	8
Josh Harris . . . . .	5
Daiyan Henley. . . . .	5
Blake Lynch. . . . .	4
Dean Marlowe. . . . .	4
AJ Finley . . . . .	3
Amen Ogbongbemiga. . . . .	3
Ja'Sir Taylor . . . . .	3
Stephen Anderson. . . . .	1
Cameron Dicker . . . . .	1
Simi Fehoko . . . . .	1
Justin Hollins . . . . .	1
Tanner Muse . . . . .	1
<b>Totals. . . . .</b>	<b>48</b>



# 2023 GAME SUMMARIES

## WEEK 1 vs. MIAMI



**DOLPHINS 36  
CHARGERS 34**

Sunday, Sept. 10, 2023  
SoFi Stadium — Inglewood, Calif.



### GAME STATISTICS

TEAM	1	2	3	4	OT	F
Miami	7	13	7	9	—	36
L.A. Chargers	7	10	7	10	—	34

### SCORING SUMMARY

Team	Q	Time	Play
Chargers	1	4:39	A.Ekeler 1 yd. run (C.Dicker kick)
Dolphins	1	1:15	R.Mostert 2 yd. run (J.Sanders kick)
Dolphins	2	11:43	J.Sanders 23 yd. Field Goal
Chargers	2	9:07	D.Parham 1 yd. pass from Herbert (C.Dicker kick)
Dolphins	2	1:42	R.Cracraft 1 yd. pass from Tagovailoa (J.Sanders kick)
Chargers	2	0:09	C.Dicker 50 yd. Field Goal
Dolphins	2	0:00	J.Sanders 41 yd. Field Goal
Chargers	3	9:19	J.Herbert 1 yd. run (C.Dicker kick)
Dolphins	3	2:12	T.Hill 35 yd. pass from Tagovailoa (J.Sanders kick)
Chargers	4	14:00	J.Kelley 2 yd. run (C.Dicker kick)
Dolphins	4	10:03	J.Sanders 45 yd. Field Goal
Chargers	4	3:53	C.Dicker 25 yd. Field Goal
Dolphins	4	1:45	T.Hill 4 yd. pass from Tagovailoa (kick failed, wr)

### TEAM STATISTICS

	MIA	LAC
FIRST DOWNS:	30	30
TOTAL NET YARDS:	536	433
NET RUSHING YARDS:	70	234
NET PASSING YARDS:	466	199
PENALTIES/YARDS:	6-38	6-70
3RD DOWN EFFICIENCY (%):	4-8 (44.4%)	9-15 (60.0%)
SCORING DRIVES (%):	7-11 (63.6%)	6-10 (60.0%)
PUNTS/AVERAGE:	1-38.0	3-43.8
SACKS/YARDS:	3/29	0/0
FUMBLES/LOST:	2/1	0/0
POINTS OFF TURNOVERS:	0	7
AVG. DRIVE START:	OWN 33	OWN 22
TIME OF POSSESSION:	27:19	32:41

### INDIVIDUAL TOP PERFORMERS



#### PASSING

J.Herbert	CMP	ATT	YDS	TD	INT	RT	T.Tagovailoa	CMP	ATT	YDS	TD	INT	RT
J.Herbert	23	33	228	1	0	99.1	T.Tagovailoa	28	45	466	3	1	110.0

#### RUSHING

A.Ekeler	ATT	YDS	AVG	LG	TD	R.Mostert	ATT	YDS	AVG	LG	TD
A.Ekeler	16	117	7.3	55	1	R.Mostert	10	37	3.7	12	1
J.Kelley	16	91	5.7	14	1	E.Ezukanma	2	17	8.5	12	0

#### RECEIVING

K.Allen	REC	YDS	AVG	LG	TD	T.Hill	REC	YDS	AVG	LG	TD
K.Allen	6	76	12.7	36	0	T.Hill	11	215	19.5	47	2
A.Ekeler	4	47	11.8	35	0	J.Waddle	4	78	19.5	35	0
M.Williams	4	45	11.3	24	0	D.Smythe	3	44	14.7	18	0
D.Parham Jr.	3	21	7.0	15	1	B.Berrios	3	42	14.0	16	0

**TACKLES (SOLO) - LAC:** A.Gilman 11 (9), E.Kendricks 7 (4), D.James 6 (6); **MIA:** J.Holland 14 (10), D.Elliott 13 (8), J.Phillips 11 (6).

**SACKS - LAC:** None; **MIA:** K.Kohou 1-12, Z.Seiler 1-8, J.Bethel 0.5-4.5, J.Phillips 0.5-4.5.

**INTERCEPTIONS - LAC:** J.Jackson 1-9-0; **MIA:** None.

#### STARTERS

WR.... K.Allen	OLB.....K.Mack	WR.... T.Hill	DT..... C.Wilkins
LT..... R.Slater	DL.....N.Williams	LT..... K.Lamm	DT..... R.Davis
LG..... Z.Johnson	DL..... A.Johnson	LG..... I.Wynn	DT..... Z.Sieler
C..... C.Linsley	DL.S.Joseph-Day	C..... C.Williams	LB.....D.Long
RG..... J.Salyer	OLB.....J.Bosa	RG..... R.Hunt	LB.....J.Phillips
RT..... T.Pipkins III	LB.... E.Kendricks	RT.... A.Jackson	LB.....J.Baker
TE.... G.Everett	LB.... K.Murray Jr.	TE.... D.Smythe	LB..... B.Chubb
TE.... D.Parham Jr.	CB.....M.Davis	FB.... A.Ingold	CB..... X.Howard
WR.... M.Williams	S.....D.James Jr.	WR.... J.Waddle	CB..... K.Kohou
QB.... J.Herbert	S..... A.Gilman	QB.... T.Tagovailoa	S..... D.Elliott
RB.... A.Ekeler	CB..... J.Jackson	RB.... R.Mostert	S..... J.Holland

## WEEK 2 AT TENNESSEE



**TITANS 27  
CHARGERS 24**

Sunday, Sept. 17, 2023  
Nissan Stadium — Nashville, Tenn.



### GAME STATISTICS

TEAM	1	2	3	4	OT	F
L.A. Chargers	3	11	0	10	0	24
Tennessee	0	10	7	7	3	27

### SCORING SUMMARY

Team	Q	Time	Play
Chargers	1	3:46	C.Dicker 27 yd. Field Goal
Chargers	2	8:16	K.Allen 8 yd. pass from Herbert (Herbert-Pipkins pass)
Titans	2	7:09	D.Henry 1 yd. run (N.Folk kick)
Chargers	2	4:23	C.Dicker 30 yd. Field Goal
Titans	2	0:00	N.Folk 33 yd. Field Goal
Titans	3	10:08	R.Tannehill 12 yd. run (N.Folk kick)
Chargers	4	14:38	K.Allen 12 yd. pass from J.Herbert (C.Dicker kick)
Titans	4	2:22	N.Westbrook-Ikhine 4 yd. pass from Tannehill (N.Folk kick)
Chargers	4	0:00	C.Dicker 33 yd. Field Goal
Titans	OT	5:02	N.Folk 41 yd. Field Goal

### TEAM STATISTICS

	LAC	TEN
FIRST DOWNS:	19	22
TOTAL NET YARDS:	342	341
NET RUSHING YARDS:	61	141
NET PASSING YARDS:	281	200
PENALTIES/YARDS:	4-43	7-45
3RD DOWN EFFICIENCY (%):	2-14 (14.3%)	6-13 (46.2%)
SCORING DRIVES (%):	5-11 (45.4%)	5-11 (45.4%)
PUNTS/AVERAGE:	6-39.0	5-61.2
SACKS/YARDS:	5/46	3/24
FUMBLES/LOST:	0/0	0/0
POINTS OFF TURNOVERS:	0	0
AVG. DRIVE START:	OWN 32	OWN 23
TIME OF POSSESSION:	28:09	36:49

### INDIVIDUAL TOP PERFORMERS



#### PASSING

J.Herbert	CMP	ATT	YDS	TD	INT	RT	R.Tannehill	CMP	ATT	YDS	TD	INT	RT
J.Herbert	27	41	305	2	0	104.2	R.Tannehill	24	40	246	1	0	123.3

#### RUSHING

J.Kelley	ATT	YDS	AVG	LG	TD	D.Henry	ATT	YDS	AVG	LG	TD
J.Kelley	13	39	3.0	15	0	D.Henry	25	80	3.2	23	1
D.Davis	1	10	10.0	10	0	T.Spears	8	49	6.1	1	0

#### RECEIVING

K.Allen	REC	YDS	AVG	LG	TD	T.Burks	REC	YDS	AVG	LG	TD
K.Allen	8	111	13.9	42	2	T.Burks	3	76	25.3	7	0
M.Williams	8	83	10.4	20	0	D.Hopkins	4	40	10.0	14	0
G.Everett	3	47	15.7	29	0	C.Okwonko	4	35	18.8	20	0
S.Smartt	1	24	24.0	24	0	N.Westbrook-Ikhine	3	25	8.3	14	1

**TACKLES (SOLO) - LAC:** D.James 11 (7), Murray Jr. 10 (5), N.Niemann 8 (4); **TEN:** K.Byard 12 (7), T.Avery 8 (7), A.Al-Shaair 8 (5).

**SACKS - LAC:** J.Bosa 2-21, M.Fox 1-13, K.Murray Jr. 1-6, T.Tuipulotu 1-6; **TEN:** J.Simmons 1-9, H.Landry 1-7, D.Autry 1-7.

**INTERCEPTIONS - LAC:** None; **TEN:** None.

#### STARTERS

WR.... K.Allen	OLB.....K.Mack	WR.... D.Hopkins	DL.....D.Autro
LT..... R.Slater	DL.....N.Williams	LT..... A.Dillard	DT.....T.Tartt
LG..... Z.Johnson	DL..... A.Johnson	LG..... X.Newman-Johnson	DT.....J.Simmon
C..... C.Linsley	DL.S.Joseph-Day	C..... A.Brewer	DT.....K.Peko
RG..... J.Salyer	OLB.....J.Bosa	RG..... D.Brunskill	LB..... A.Al-Shaair
RT..... T.Pipkins III	LB.... E.Kendricks	RT.... C.Hubbard	LB.....J.Gibbens
TE.... G.Everett	LB.... K.Murray Jr.	TE.... C.Okonkwo	DB.....H.Landry
TE.... D.Parham Jr.	CB.....M.Davis	WR.... T.Burks	CB.....E.Molden
WR.... M.Williams	S.....D.James Jr.	WR.... N.Westbrook-Ikhine	CB....R.McCreary
QB.... J.Herbert	S..... A.Gilman	QB.... R.Tannehill	S....S.Murphy-Bunting
RB.... J.Kelley	CB.....J.Jackson	RB.... D.Henry	S..... K.Buard

# 2023 GAME SUMMARIES

## WEEK 3 AT MINNESOTA

## WEEK 4 vs. LAS VEGAS



**CHARGERS 28**  
**VIKINGS 24**

Sunday, Sept. 24, 2023

U.S. Bank Stadium – Minneapolis, Minn.



**CHARGERS 24**  
**RAIDERS 17**

Sunday, Oct. 1, 2023

SoFi Stadium – Inglewood, Calif.



### GAME STATISTICS

TEAM	1	2	3	4	OT	F
L.A. Chargers	7	7	7	7	—	28
Minnesota	0	10	7	7	—	24

### SCORING SUMMARY

Team	Q	Time	Play
Chargers	1	2:51	D.Parham 3 yd. pass from J.Herbert (C.Dicker kick)
Vikings	2	7:27	J.Oliver 4 yd. pass from K.Cousins (G.Joseph kick)
Vikings	2	2:08	G.Joseph 23 yd. Field Goal
Chargers	2	0:47	D.Parham 1 yd. pass from J.Herbert (C.Dicker kick)
Chargers	3	5:53	M.Williams 49 yd. pass from K.Allen (C.Dicker kick)
Vikings	3	3:01	K.Osborn 36 yd. pass from K.Cousins (G.Joseph kick)
Vikings	4	11:20	J.Jefferson 52 yd. pass from K.Cousins (G.Joseph kick)
Chargers	4	8:05	J.Palmer 30 yd. pass from J.Herbert (C.Dicker kick)

### TEAM STATISTICS

	LAC	MIN
FIRST DOWNS:	24	29
TOTAL NET YARDS:	475	475
NET RUSHING YARDS:	30	130
NET PASSING YARDS:	445	345
PENALTIES/YARDS:	12-94	6-45
3RD DOWN EFFICIENCY (%):	5-11 (45.4%)	4-14 (28.6%)
SCORING DRIVES (%):	4-11 (36.4%)	4-11 (36.4%)
PUNTS/AVERAGE:	3-37.3	3-48.3
SACKS/YARDS:	4/22	1/9
FUMBLES/LOST:	4/1	1/1
POINTS OFF TURNOVERS:	7	3
AVG. DRIVE START:	OWN 19	OWN 35
TIME OF POSSESSION:	26:47	33:13

### INDIVIDUAL TOP PERFORMERS



#### PASSING

	CMP	ATT	YDS	TD	INT	RT
J.Herbert	40	47	405	3	0	123.8
K.Cousins	32	50	367	3	1	97.7

#### RUSHING

	ATT	YDS	AVG	LG	TD
J.Kelley	11	12	1.1	4	0
J.Herbert	2	11	5.5	12	0
A.Mattison	20	93	4.7	15	0
T.Chandler	3	27	9.0	12	0

#### RECEIVING

	REC	YDS	AVG	LG	TD
K.Allen	18	215	11.9	25	0
M.Williams	7	121	17.3	49	1
J.Palmer	4	66	16.5	30	1
G.Everett	6	30	5.0	13	0
J.Jefferson	7	149	21.3	52	1
T.Hockenson	8	78	9.8	21	0
J.Addison	6	52	8.7	16	0
K.Osborn	1	36	36.0	36	1

**TACKLES (SOLO) - LAC:** K.Murray Jr. 9 (8), M.Davis 8 (8), N.Niemann 8 (5); **MIN:** A.Evans 11 (7), B.Murphy 10 (9), Bynum/Hicks 6 (1).

**SACKS - LAC:** J.Bosa 1-7, M.Fox 1-6, S.Joseph-Day 1-5, T.Tuipulotu 1-4; **MIN:** D.Hunter 1-9.

**INTERCEPTIONS - LAC:** K.Murray Jr. 1-0-0; **MIN:** None.

#### STARTERS

WR.... K.Allen	OLB.....K.Mack	WR.... J.Jefferson	OLB.....D.Hunter
LT ..... R.Slater	DL.....N.Williams	LT ..... C.Darrisaw	DL.....D.Lowry
LG..... Z.Johnson	DL..... A.Johnson	LG..... E.Cleveland	DL.....H.Phillips
C..... C.Linsley	DL.S.Joseph-Day	C..... A.Schlottman	OLB...D.Wonnum
RG .... J.Salyer	OLB... T.Tuipulotu	RG .... E.Ingram	LB.....J.Hicks
RT .... T.Pipkins III	LB... K.Murray Jr.	RT .... B.O'Neill	LB.....I.Pace
TE..... D.Parham Jr.	DB ..... J.Taylor	TE..... T.Hockenson	CB ..... A.Evans
TE..... S.Smarrt	CB ..... M.Davis	TE..... J.Oliver	CB ..... B.Murphy
WR.... M.Williams	S..... D.James Jr.	WR.... K.Osborn	S..... J.Metellus
QB.... J.Herbert	QB..... A.Gilman	QB.... K.Cousins	S..... C.Bynum
RB.... J.Kelley	CB .. A.Samuel Jr.	RB .... A.Mattison	S..... H.Smith

### GAME STATISTICS

TEAM	1	2	3	4	OT	F
Las Vegas	7	0	3	7	—	17
L.A. Chargers	7	10	0	0	—	24

### SCORING SUMMARY

Team	Q	Time	Play
Chargers	1	10:38	J.Herbert 12 yd. run (C.Dicker kick)
Raiders	1	0:45	A.O'Connell 1 yd. run (D.Carson kick)
Chargers	2	10:42	C.Dicker 33 yd. Field Goal
Chargers	2	7:20	K.Allen 7 yd. pass from J.Herbert (C.Dicker kick)
Chargers	2	3:05	J.Herbert 1 yd. run (C.Dicker kick)
Raiders	3	4:51	D.Carson 22 yd. Field Goal
Raiders	4	3:59	J.Jacobs 1 yd. run (D.Carson kick) (12-60, 4:29)

### TEAM STATISTICS

	LV	LAC
FIRST DOWNS:	22	16
TOTAL NET YARDS:	264	305
NET RUSHING YARDS:	76	155
NET PASSING YARDS:	188	150
PENALTIES/YARDS:	9-80	4-34
3RD DOWN EFFICIENCY (%):	1-11 (9.1%)	5-14 (35.7%)
SCORING DRIVES (%):	3-11 (27.2%)	4-12 (33.3%)
PUNTS/AVERAGE:	5-53.8	4-40.0
SACKS/YARDS:	7/50	2/17
FUMBLES/LOST:	3/2	1/0
POINTS OFF TURNOVERS:	0	14
AVG. DRIVE START:	OWN 34	OWN 26
TIME OF POSSESSION:	32:51	27:09

### INDIVIDUAL TOP PERFORMERS



#### PASSING

	CMP	ATT	YDS	TD	INT	RT
J.Herbert	13	24	167	1	1	72.7
A.O'Connell	24	39	238	0	1	68.1

#### RUSHING

	ATT	YDS	AVG	LG	TD
J.Kelley	17	65	3.8	22	0
D.Davis	3	51	17.0	51	0
J.Jacobs	17	58	3.4	9	1
Z.White	3	15	5.0	11	0

#### RECEIVING

	REC	YDS	AVG	LG	TD
J.Palmer	3	77	25.7	51	0
K.Allen	3	32	10.7	22	1
D.Johnston	1	18	18.0	18	0
D.Davis	2	16	8.0	11	0
J.Jacobs	8	81	10.1	21	0
D.Adams	8	75	9.4	19	0
J.Meyers	2	33	16.5	25	0
A.Abdullah	2	14	7.0	10	0

**TACKLES (SOLO) - LAC:** K.Mack 10 (8), M.Davis 8 (8), A.Samuel Jr. 6 (6); **LV:** M.Crosby 8 (5), T.Moehrig 6 (6), J.Jenkins 6 (5).

**SACKS - LAC:** K.Mack 6-45; **LV:** M.Crosby 2-17.

**INTERCEPTIONS - LAC:** A.Samuel Jr. 1-8-0; **LV:** T.Moehrig 1-11-0.

#### STARTERS

WR.... K.Allen	OLB.....K.Mack	WR.... D.Adams	DE ..... M.Crosby
LT ..... R.Slater	DL.....N.Williams	LT ..... K.Miller	DT.....B.Nichols
LG..... Z.Johnson	DL..... A.Johnson	LG..... D.Parham	DE..... J.Jenkins
C..... W.Clapp	DL.S.Joseph-Day	C..... A.James	DE ..... M.Koonce
RG .... J.Salyer	OLB... T.Tuipulotu	RG .... G.Van Roten	OLB...R.Spillane
RT .... T.Pipkins III	LB... E.Kendricks	RT .... J.Eluemunor	MLB...D.Deablo
TE..... G.Everett	LB... K.Murray Jr.	TE..... M.Mayer	FS ..... T.Moehrig
WR.... J.Palmer	CB ..... M.Davis	FB .... Jak.Johnson	SS ..... M.Epps
WR.... Q.Johnston	S..... D.Marlowe	WR.... J.Meyers	CB ..... J.Bennett
QB.... J.Herbert	S..... R.Layne	QB.... A.O'Connell	CB ..A.Robertson
RB.... J.Kelley	CB .. A.Samuel Jr.	RB .... J.Jacobs	CB ..... M.Peters

# 2023 GAME SUMMARIES

## WEEK 6 vs. DALLAS



**COWBOYS 20  
CHARGERS 17**

Monday, Oct. 16, 2023  
SoFi Stadium – Inglewood, Calif.



### GAME STATISTICS

TEAM	1	2	3	4	OT	F
Dallas	7	3	0	10	—	20
L.A. Chargers	7	0	3	7	—	17

### SCORING SUMMARY

Team	Q	Time	Play
Chargers	1	10:31	K.Allen 1 yd. pass from J.Herbert (C.Dicker kick)
Cowboys	1	6:21	D.Prescott 18 yd. run (B.Aubrey kick)
Cowboys	2	0:00	B.Aubrey 32 yd. Field Goal
Chargers	3	1:08	C.Dicker 24 yd. Field Goal
Cowboys	4	11:19	B.Cooks 2 yd. pass from D.Prescott (B.Aubrey kick)
Chargers	4	7:11	G.Everett 1 yd. pass from J.Herbert (C.Dicker kick)
Cowboys	4	2:19	B.Aubrey 39 yd. Field Goal (14-54, 4:52)

### TEAM STATISTICS

	DAL	LAC
FIRST DOWNS:	20	18
TOTAL NET YARDS:	342	272
NET RUSHING YARDS:	96	53
NET PASSING YARDS:	246	219
PENALTIES/YARDS:	11-85	9-79
3RD DOWN EFFICIENCY (%):	5-13 (38.5%)	5-14 (35.7%)
SCORING DRIVES (%):	4-10 (40.0%)	3-10 (30.0%)
PUNTS/AVERAGE:	4-52.3	5-40.6
SACKS/YARDS:	1/8	5/26
FUMBLES/LOST:	1/1	0/0
POINTS OFF TURNOVERS:	0	7
AVG. DRIVE START:	OWN 26	OWN 34
TIME OF POSSESSION:	29:52	30:08

### INDIVIDUAL TOP PERFORMERS



#### PASSING

J.Herbert	CMP	ATT	YDS	TD	INT	RT	D.Prescott	CMP	ATT	YDS	TD	INT	RT
J.Herbert	22	37	227	2	1	84.0	D.Prescott	21	30	272	1	0	109.3

#### RUSHING

A.Ekeler	ATT	YDS	AVG	LG	TD	D.Prescott	ATT	YDS	AVG	LG	TD
A.Ekeler	14	27	1.9	6	0	D.Prescott	7	40	5.7	18	1
J.Herbert	6	20	3.3	9	0	T.Pollard	15	30	2.0	7	0

#### RECEIVING

K.Allen	REC	YDS	AVG	LG	TD	C.Lamb	REC	YDS	AVG	LG	TD
K.Allen	7	85	12.1	23	1	C.Lamb	7	117	16.7	23	0
J.Palmer	4	60	15.0	26	0	T.Pollard	6	80	13.3	60	0
A.Ekeler	4	35	8.8	28	0	B.Cooks	4	36	9.0	17	1
D.Parham Jr.	2	19	9.5	13	0	M.Gallup	3	24	8.0	11	0

**TACKLES (SOLO) – LAC:** K.Murray Jr. 9 (8), E.Kendricks 8 (6), D.Marlowe/A.Samuel Jr. 6 (5); **DAL:** D.Clark 8 (7), J.Kearse/O.Odighizuwa/M.Bell 7 (5).

**SACKS – LAC:** M.Fox 2-7, K.Mack 1-11, N.Williams 1-8, S.Joseph-Day 1-0; **DAL:** M.Parsons 1-8.

**INTERCEPTIONS – LAC:** None; **DAL:** S.Gilmore 1-0-0.

#### STARTERS

WR.... K.Allen	OLB.....K.Mack	WR.... C.Lamb	DE ..... M.Parsons
LT ..... R.Slater	DL..... A.Johnson	LT ..... Tyr.Smith	DT..O.Odighizuwa
LG..... Z.Johnson	DL.S.Joseph-Day	LG..... Tyl.Smith	DT..... J.Hankins
C..... W.Clapp	OLB...T.Tuipulotu	C..... T.Biadasz	DE ... D.Lawrence
RG.... J.Salyer	LB.... E.Kendricks	RG.... Z.Martin	LB.....D.Clark
RT .... T.Pipkins III	LB.... K.Murray Jr.	RT .... T.Steele	CB ..... D.Blamd
TE..... G.Everett	DB ..... J.Taylor	TE..... J.Ferguson	S.....D.Wilson
TE..... D.Parham Jr.	CB ..... M.Davis	WR.... M.Gallup	S.....M.Bell
WR.... J.Palmer	S.....D.James Jr.	WR.... B.Cooks	S..... J.Kearse
QB..... J.Herbert	S.....D.Marlowe	QB..... D.Prescott	S..... M.Hooker
RB.... A.Ekeler	CB ..A.Samuel Jr.	RB .... T.Pollard	CB ..... S.Gilmore

## WEEK 7 AT KANSAS CITY



**CHIEFS 31  
CHARGERS 17**

Sunday, Oct. 22, 2023  
GEHA Field at Arrowhead Stadium – Kansas City, Mo.



### GAME STATISTICS

TEAM	1	2	3	4	OT	F
L.A. Chargers	3	14	0	0	—	17
Kansas City	3	21	0	7	—	31

### SCORING SUMMARY

Team	Q	Time	Play
Chiefs	1	6:49	H.Butker 35 yd. Field Goal
Chargers	1	1:48	C.Dicker 55 yd. Field Goal
Chiefs	2	14:11	M.Valdes-Scantling 46 yd. pass from P.Mahomes (H.Butker kick)
Chargers	2	10:42	J.Kelley 49 yd. run (C.Dicker kick)
Chiefs	2	8:37	R.Rice 6 yd. pass from P.Mahomes (H.Butker kick)
Chargers	2	7:06	G.Everett 7 yd. pass from J.Herbert (C.Dicker kick)
Chiefs	2	0:15	T.Kelce 1 yd. pass from P.Mahomes (H.Butker kick)
Chiefs	4	3:30	I.Pacheco 8 yd. pass from P.Mahomes (H.Butker kick)

### TEAM STATISTICS

	LAC	KC
FIRST DOWNS:	16	25
TOTAL NET YARDS:	358	483
NET RUSHING YARDS:	139	68
NET PASSING YARDS:	219	415
PENALTIES/YARDS:	4-43	6-43
3RD DOWN EFFICIENCY (%):	6-14 (42.9%)	6-11 (54.5%)
SCORING DRIVES (%):	3-11 (27.2%)	5-11 (45.4%)
PUNTS/AVERAGE:	5-52.2	3-45.7
SACKS/YARDS:	1/9	5/40
FUMBLES/LOST:	0/0	1/1
POINTS OFF TURNOVERS:	0	0
AVG. DRIVE START:	OWN 25	OWN 22
TIME OF POSSESSION:	28:20	31:40

### INDIVIDUAL TOP PERFORMERS



#### PASSING

J.Herbert	CMP	ATT	YDS	TD	INT	RT	P.Mahomes	CMP	ATT	YDS	TD	INT	RT
J.Herbert	17	30	259	1	2	68.6	P.Mahomes	32	42	424	4	1	129.5

#### RUSHING

J.Kelley	ATT	YDS	AVG	LG	TD	I.Pacheco	ATT	YDS	AVG	LG	TD
J.Kelley	7	75	10.7	49	1	I.Pacheco	13	32	2.5	6	0
A.Ekeler	14	45	3.2	6	0	P.Mahomes	4	29	7.3	23	0

#### RECEIVING

J.Palmer	REC	YDS	AVG	LG	TD	T.Kelce	REC	YDS	AVG	LG	TD
J.Palmer	5	133	26.6	60	0	T.Kelce	12	179	14.9	53	1
K.Allen	4	55	13.8	26	0	M.Valdes-Scantling	3	84	28.0	46	1
G.Everett	3	26	8.7	11	1	R.Rice	5	60	12.0	37	1
Q.Johnston	1	20	20.0	20	0	I.Pacheco	4	28	7.0	12	1

**TACKLES (SOLO) – LAC:** D.Marlowe 11 (10), E.Kendricks 9 (7), K.Murray Jr. 8 (7); **KC:** N.Bolton 9 (3), L.Sneed 6 (5), M.Danna 6 (4).

**SACKS – LAC:** K.Murray Jr. 1-9; **KC:** W.Gay 1-13, D.Tranquill 1-9, M.Danna 1-6, G.Karlaftis 1-6, C.Omenihu 1-6.

**INTERCEPTIONS – LAC:** A.Samuel Jr. 1-0-0; **KC:** B.Cook 1-9-0, L.Sneed 1-4-0.

#### STARTERS

WR.... K.Allen	OLB.....K.Mack	WR.... M.Valdes-Scantling	DE ..... G.Karlaftis
LT ..... R.Slater	DL.S.Joseph-Day	LT ..... D.Smith	DT..... D.Nnadi
LG..... Z.Johnson	DL..... A.Johnson	LG..... J.Thuney	DT..... C.Jones
C..... W.Clapp	OLB...T.Tuipulotu	C..... C.Humphrey	DE ..... M.Danna
RG.... J.Salyer	LB.... E.Kendricks	RG.... T.Smith	LB..... W.Gay
RT .... T.Pipkins III	LB.... K.Murray Jr.	RT .... J.Taylor	LB..... N.Bolton
TE..... G.Everett	DB ..... J.Taylor	TE..... T.Kelce	CB ..... Ja.Watson
TE..... D.Parham Jr.	CB ..... M.Davis	WR.... R.Rice	CB .... T.McDuffie
WR.... J.Palmer	S.....D.James Jr.	WR.... S.Moore	CB ..... L.Sneed
QB..... J.Herbert	S.....D.Marlowe	QB..... P.Mahomes	S.....J.Reid
RB.... A.Ekeler	CB ..A.Samuel Jr.	RB .... I.Pacheco	S.....B.Cook



# 2023 GAME SUMMARIES

## WEEK 8 vs. CHICAGO



**CHARGERS 30  
BEARS 13**

Sunday, Oct. 29, 2023  
SoFi Stadium — Inglewood, Calif.



### GAME STATISTICS

TEAM	1	2	3	4	OT	F
Chicago	0	7	0	6	—	13
L.A. Chargers	14	10	6	0	—	30

### SCORING SUMMARY

Team	Q	Time	Play
Chargers	1	10:31	K.Allen 1 yd. pass from J.Herbert (C.Dicker kick)
Cowboys	1	6:21	D.Prescott 18 yd. run (B.Aubrey kick)
Cowboys	2	0:00	B.Aubrey 32 yd. Field Goal
Chargers	3	1:08	C.Dicker 24 yd. Field Goal
Cowboys	4	11:19	B.Cooks 2 yd. pass from D.Prescott (B.Aubrey kick)
Chargers	4	7:11	G.Everett 1 yd. pass from J.Herbert (C.Dicker kick)
Cowboys	4	2:19	B.Aubrey 39 yd. Field Goal (14-54, 4:52)

### TEAM STATISTICS

	CHI	LAC
FIRST DOWNS:	17	20
TOTAL NET YARDS:	295	352
NET RUSHING YARDS:	73	54
NET PASSING YARDS:	222	298
PENALTIES/YARDS:	7-53	2-15
3RD DOWN EFFICIENCY (%):	6-14 (42.9%)	7-13 (53.8%)
SCORING DRIVES (%):	6-10 (60.0%)	2-11 (18.1%)
PUNTS/AVERAGE:	3-42.0	2-44.0
SACKS/YARDS:	0/0	1/10
FUMBLES/LOST:	1/0	1/1
POINTS OFF TURNOVERS:	6	3
AVG. DRIVE START:	OWN 27	OWN 36
TIME OF POSSESSION:	28:32	31:28

### INDIVIDUAL TOP PERFORMERS



#### PASSING

J.Herbert	CMP	ATT	YDS	TD	INT	RT	T.Bagent	CMP	ATT	YDS	TD	INT	RT
J.Herbert	31	40	298	3	0	122.7	T.Bagent	25	37	232	0	2	62.0

#### RUSHING

A.Ekeler	ATT	YDS	AVG	LG	TD	D.Foreman	ATT	YDS	AVG	LG	TD
A.Ekeler	15	29	1.9	7	0	D.Foreman	9	34	3.8	12	0
J.Kelley	6	21	3.5	5	0	R.Johnson	6	21	3.5	11	0

#### RECEIVING

A.Ekeler	REC	YDS	AVG	LG	TD	C.Kmet	REC	YDS	AVG	LG	TD
A.Ekeler	7	94	13.4	39	1	C.Kmet	10	79	7.9	17	0
K.Allen	8	69	8.6	26	0	D.Moore	4	55	13.8	18	0
Q.Johnston	5	50	10.0	18	0	D.Mooney	1	41	41.0	41	0
D.Parham Jr.	4	43	10.8	17	1	D.Evans	3	22	7.3	8	0

**TACKLES (SOLO) - LAC:** E.Kendricks 10-9, K.Murray Jr. 9-6, A.Samuel Jr. 5-5; **CHI:** T.Edwards 13-9, T.Stevenson 12-10, J.Sanborn 8-7.

**SACKS - LAC:** J.Bosa 1-10; **CHI:** None.

**INTERCEPTIONS - LAC:** J.Taylor 1-8-0, D.James Jr. 1-6-0; **CHI:** None.

#### STARTERS

WR.... K.Allen	OLB.....K.Mack	WR.... D.Moore	DL..... Y.Ngakoue
LT ..... R.Slater	DL..... A.Johnson	LT ..... L.Borom	DT.....A.Billings
LG..... Z.Johnson	DL.S.Joseph-Day	LG..... C.Whitehair	DL.....Ju.Jones
C..... W.Clapp	DL.....N.Williams	C..... L.Patrick	DL.....D.Walker
RG .... J.Salyer	OLB.....J.Bosa	RG .... T.Jenkins	LB..... T.Edwards
RT .... T.Pipkins III	LB.... E.Kendricks	RT .... D.Wright	LB..... J.Sanborn
TE..... D.Parham Jr.	LB.... K.Murray Jr.	TE..... C.Kmet	LB.....T.Edmunds
TE..... S.Smartt	CB .....M.Davis	WR.... M.Lewis	DB ... T.Stevenson
WR.... J.Palmer	S.....D.James Jr.	WR.... D.Mooney	DB .... J.Johnson
QB..... J.Herbert	S..... A.Gilman	QB.... T.Bagent	DB .....E.Hicks
RB .... A.Ekeler	CB ..A.Samuel Jr.	RB .... D.Foreman	DB .....D.Harmon

## WEEK 9 AT NEW YORK JETS



**CHARGERS 27  
JETS 6**

Monday, Nov. 6, 2023  
MetLife Stadium — East Rutherford, N.J.



### GAME STATISTICS

TEAM	1	2	3	4	OT	F
L.A. Chargers	14	3	0	10	—	27
N.Y. Jets	0	3	3	0	—	6

### SCORING SUMMARY

Team	Q	Time	Play
Chargers	1	13:15	D.Davis 87 yd. punt return (C.Dicker kick)
Chargers	1	2:45	A.Ekeler 1 yd. run (C.Dicker kick) (8-50, 3:42)
Jets	2	5:57	G.Zuerlein 47 yd. Field Goal (7-26, 3:23)
Chargers	2	0:00	C.Dicker 55 yd. Field Goal (3-21, 0:17)
Jets	3	9:52	G.Zuerlein 46 yd. Field Goal (9-47, 5:08)
Chargers	4	9:18	C.Dicker 38 yd. Field Goal (16-68, 8:17)
Chargers	4	3:22	A.Ekeler 2 yd. run (C.Dicker kick) (1-2, 0:06)

### TEAM STATISTICS

	LAC	NYJ
FIRST DOWNS:	14	17
TOTAL NET YARDS:	191	270
NET RUSHING YARDS:	84	64
NET PASSING YARDS:	107	206
PENALTIES/YARDS:	4-39	8-40
3RD DOWN EFFICIENCY (%):	7-16 (43.8%)	3-17 (17.6%)
SCORING DRIVES (%):	4-13 (30.8%)	2-13 (15.4%)
PUNTS/AVERAGE:	8-45.5	7-50.3
SACKS/YARDS:	8/57	5/29
FUMBLES/LOST:	3/0	4/3
POINTS OFF TURNOVERS:	14	0
AVG. DRIVE START:	OWN 31	OWN 26
TIME OF POSSESSION:	25:33	34:27

### INDIVIDUAL TOP PERFORMERS



#### PASSING

J.Herbert	CMP	ATT	YDS	TD	INT	RT	Z.Wilson	CMP	ATT	YDS	TD	INT	RT
J.Herbert	16	30	136	0	0	64.5	Z.Wilson	33	49	263	0	0	80.6

#### RUSHING

A.Ekeler	ATT	YDS	AVG	LG	TD	B.Hall	ATT	YDS	AVG	LG	TD
A.Ekeler	14	47	3.4	20	2	B.Hall	16	50	3.1	10	0
J.Kelley	3	18	6.0	12	0	D.Cook	2	7	3.5	4	0

#### RECEIVING

K.Allen	REC	YDS	AVG	LG	TD	G.Wilson	REC	YDS	AVG	LG	TD
K.Allen	8	77	9.6	23	0	G.Wilson	7	80	11.4	31	0
A.Ekeler	2	23	11.5	17	0	T.Conklin	6	66	11.0	33	0
G.Everett	2	18	9.0	17	0	X.Gipson	2	32	16.0	19	0
Q.Johnston	2	14	7.0	10	0	Mi.Carter	6	24	4.0	7	0

**TACKLES (SOLO) - LAC:** D.James Jr. 10 (7), K.Murray Jr. 8 (7), J.Bosa 6 (3); **NYJ:** C.Mosley 11 (6), M.Carter 5 (3), J.Whitehead 4 (4).

**SACKS - LAC:** J.Bosa 2.5-21, T.Tuipulotu 2-24, K.Mack 2-7, D.Marlowe 1-0, M.Fox 0.5-5; **NYJ:** B.Huff 1.5-7.5, J.Franklin-Myers 1-11, Q.Jefferson 1-1, J.Johnson 0.4, 4.5, W.McDonald 0.5-2.5, S.Thomas 0.5-2.5

**INTERCEPTIONS - LAC:** None; **NYJ:** None.

#### STARTERS

WR.... K.Allen	OLB.....K.Mack	WR.... G.Wilson	OLB.... J.Johnson
LT ..... R.Slater	DL..... A.Johnson	LT ..... M.Becton	DT..... Q.Williams
LG..... Z.Johnson	DL.S.Joseph-Day	LG..... L.Tomlinson	DL.... Q.Jefferson
C..... W.Clapp	OLB.....J.Bosa	C..... J.Tippmann	OLB..J.Franklin-Myers
RG .... J.Salyer	LB.... E.Kendricks	RG .... M.Mitchell	LB..... C.Mosley
RT .... T.Pipkins III	LB.... K.Murray Jr.	RT .... B.Turner	LB.... Qu.Williams
TE..... D.Parham Jr.	DB .....J.Taylor	TE..... C.Uzomah	DB .....D.Reed
TE..... N.Vannett	CB .....M.Davis	TE..... J.Ruckert	S..... A.Davis
WR.... J.Guyton	S.....D.James Jr.	WR.... A.Lazard	S..... T.Adams
QB..... J.Herbert	S..... A.Gilman	QB.... Z.Wilson	S..... J.Whitehead
RB .... A.Ekeler	CB ..A.Samuel Jr.	RB .... Bre.Hall	CB ..... A.Gardner

# 2023 GAME SUMMARIES

## WEEK 10 vs. DETROIT

## WEEK 11 AT GREEN BAY



### LIONS 41 CHARGERS 38

Sunday, Nov. 12, 2023  
SoFi Stadium — Inglewood, Calif.



### PACKERS 23 CHARGERS 20

Sunday, Nov. 19, 2023  
Lambeau Field — Green Bay, Wis.



### GAME STATISTICS

TEAM	1	2	3	4	OT	F
Detroit	10	14	7	10	—	41
L.A. Chargers	3	14	7	14	—	38

### SCORING SUMMARY

Team	Q	Time	Play
Lions	1	10:09	R.Patterson 33 yd. Field Goal
Chargers	1	6:54	C.Dicker 48 yd. Field Goal
Lions	1	4:18	J.Gibbs 1 yd. run (R.Patterson kick)
Lions	2	7:30	J.Gibbs 1 yd. run (R.Patterson kick)
Chargers	2	3:21	K.Allen 29 yd. pass from J.Herbert (C.Dicker kick)
Lions	2	3:07	D.Montgomery 75 yd. run (R.Patterson kick)
Chargers	2	0:23	A.Ekeler 2 yd. run (C.Dicker kick)
Chargers	3	7:59	J.Guyton 18 yd. pass from J.Herbert (C.Dicker kick)
Lions	3	4:31	A.St. Brown 20 yd. pass from J.Goff (R.Patterson kick)
Chargers	4	11:30	Q.Johnston 1 yd. pass from J.Herbert (C.Dicker kick)
Loons	4	7:30	B.Wright 25 yd. pass from J.Goff (R.Patterson kick)
Chargers	4	3:34	K.Allen 38 yd. pass from J.Herbert (C.Dicker kick)
Lions	4	0:00	R.Patterson 41 yd. Field Goal

### TEAM STATISTICS

	DET	LAC
FIRST DOWNS:	23	24
TOTAL NET YARDS:	533	421
NET RUSHING YARDS:	200	98
NET PASSING YARDS:	333	323
PENALTIES/YARDS:	4-44	3-36
3RD DOWN EFFICIENCY (%):	4-13 (30.8%)	7-14 (50.0%)
SCORING DRIVES (%):	7-10 (70.0%)	6-9 (66.7%)
PUNTS/AVERAGE:	1-29.0	2-53.5
SACKS/YARDS:	0/0	0/0
FUMBLES/LOST:	0/0	0/0
POINTS OFF TURNOVERS:	0	0
AVG. DRIVE START:	OWN 31	OWN 21
TIME OF POSSESSION:	30:34	29:26

### INDIVIDUAL TOP PERFORMERS



#### PASSING

	CMP	ATT	YDS	TD	INT	RT
J.Herbert	27	40	323	4	1	114.9
J.Goff	23	33	333	2	0	122.4

#### RUSHING

	ATT	YDS	AVG	LG	TD
A.Ekeler	19	67	3.5	17	1
J.Kelley	5	16	3.2	4	0
D.Montgomery	12	116	9.7	75	1
J.Gibbs	14	77	5.5	35	2

#### RECEIVING

	REC	YDS	AVG	LG	TD
K.Allen	11	175	15.9	38	2
A.Ekeler	4	48	12.0	24	0
J.Guyton	4	41	10.3	18	1
Q.Johnston	4	34	8.5	17	1
A.St. Brown	8	156	19.5	46	1
K.Raymond	2	46	23.0	41	0
S.LaPorta	4	40	10.0	19	0
J.Gibbs	3	35	11.7	24	0

**TACKLES (SOLO) - LAC:** D.James Jr. 13 (8), A.Gilman 7 (6), E.Kendricks 6 (5); **DET:** A.Anzalone 9 (4), K.Joseph 7 (5), T.Walker 6 (5).

**SACKS - LAC:** None; **DET:** None.

**INTERCEPTIONS - LAC:** None; **DET:** K.Joseph 1-0-0.

#### STARTERS

WR.... K.Allen	OLB..... K.Mack	WR.... A.St. Brown	DE .... J.Cominsky
LT ..... R.Slater	DL..... A.Johnson	LT ..... T.Decker	DT..... A.McNeill
LG..... Z.Johnson	DL.S.Joseph-Day	LG..... J.Jackson	DT..... B.Jones
C..... W.Clapp	OLB..... J.Bosa	C..... F.Ragnow	DE .... J.Cominsky
RG .... J.Salyer	LB .... E.Kendricks	RG .... G.Glasgow	LB ..... D.Barnes
RT .... T.Pipkins III	LB .... K.Murray Jr.	RT .... P.Sewell	LB .... J.Campbell
TE..... D.Parham Jr.	DB ..... J.Taylor	TE..... S.LaPorta	LB .... A.Anzalone
TE..... N.Vannett	CB ..... D.Leonard	WR.... J.Williams	S..... B.Branch
WR.... Q.Johnston	S..... D.James Jr.	WR.... J.Reynolds	CB ..... C.Sutton
QB..... J.Herbert	S..... A.Gilman	QB.... J.Goff	CB ..... J.Jacobs
RB .... A.Ekeler	CB .. A.Samuel Jr.	RB .... D.Montgomery	S..... K.Joseph

### GAME STATISTICS

TEAM	1	2	3	4	OT	F
L.A. Chargers	3	7	3	7	—	20
Green Bay	0	10	6	7	—	23

### SCORING SUMMARY

Team	Q	Time	Play
Chargers	1	1:22	C.Dicker 25 yd. Field Goal
Packers	2	14:53	J.Reed 32 yd. run (A.Carlson kick)
Chargers	2	12:16	S.Smartt 51 yd. pass from J.Herbert (C.Dicker kick)
Packers	2	0:07	A.Carlson 28 yd. Field Goal
Chargers	3	10:44	C.Dicker 26 yd. Field Goal
Packers	3	0:04	C.Watson 11 yd. pass from J.Love (kick failed, wr)
Chargers	4	5:24	K.Allen 10 yd. pass from J.Herbert (C.Dicker kick)
Packers	4	2:33	R.Doubs 24 yd. pass from J.Love (A.Carlson kick)

### TEAM STATISTICS

	LAC	GB
FIRST DOWNS:	17	23
TOTAL NET YARDS:	394	397
NET RUSHING YARDS:	150	102
NET PASSING YARDS:	244	295
PENALTIES/YARDS:	4-54	7-46
3RD DOWN EFFICIENCY (%):	7-14 (50.0%)	7-14 (50.0%)
SCORING DRIVES (%):	4-11 (36.4%)	4-11 (36.4%)
PUNTS/AVERAGE:	3-47.7	4-48.3
SACKS/YARDS:	3/27	2/16
FUMBLES/LOST:	3/0	4/3
POINTS OFF TURNOVERS:	0	0
AVG. DRIVE START:	OWN 27	OWN 28
TIME OF POSSESSION:	28:02	31:58

### INDIVIDUAL TOP PERFORMERS



#### PASSING

	CMP	ATT	YDS	TD	INT	RT
J.Herbert	21	36	260	2	0	99.3
J.Love	27	40	322	2	0	108.5

#### RUSHING

	ATT	YDS	AVG	LG	TD
J.Herbert	8	73	9.1	28	0
A.Ekeler	10	64	6.4	37	0
J.Reed	3	46	15.3	32	1
A.Dillon	14	29	2.1	6	0

#### RECEIVING

	REC	YDS	AVG	LG	TD
K.Allen	10	116	11.6	38	1
D.Parham	4	57	14.3	21	0
S.Smartt	1	51	51.0	51	1
Q.Johnston	2	21	10.7	17	0
D.Wicks	3	91	30.3	35	0
R.Doubs	5	53	10.6	24	1
J.Reed	4	46	11.5	19	0
A.Dillon	4	32	8.0	20	0

**TACKLES (SOLO) - LAC:** K.Murray Jr. 10 (6), A.Gilman 9 (6), E.Kendricks 9 (6); **GB:** J.Owens 8 (4), D.Campbell 7 (6), K.Nixon 7 (6).

**SACKS - LAC:** K.Mack 2-22, S.Joseph-Day 1-5; **GB:** R.Gary 1-10, K.Brooks 1-6.

**INTERCEPTIONS - LAC:** None; **GB:** None.

#### STARTERS

WR.... K.Allen	OLB..... K.Mack	WR.... C.Watson	OLB..... P.Smith
LT ..... R.Slater	DL..... A.Johnson	LT ..... R.Walker	DE ..... K.Clark
LG..... Z.Johnson	DL.S.Joseph-Day	LG..... E.Jenkins	NT..... T.Slaton
C..... W.Clapp	OLB..... J.Bosa	C..... J.Myers	OLB..... R.Gary
RG .... J.Salyer	LB .... E.Kendricks	RG .... J.Runyan	ILB.... D.Campbell
RT .... T.Pipkins III	LB .... K.Murray Jr.	RT .... Z.Tom	ILB.... Q.Walker
TE..... S.Smartt	CB ..... M.Davis	TE..... L.Musgrave	CB ..... K.Nixon
WR.... A.Erickson	S..... D.James Jr.	WR.... J.Reed	CB .... C.Ballentine
WR.... Q.Johnston	S..... A.Gilman	WR.... R.Doubs	CB .... C.Valentine
QB.... J.Herbert	S..... D.Marlowe	QB.... J.Love	S..... J.Owens
RB .... A.Ekeler	CB .. A.Samuel Jr.	RB .... A.Jones	S..... A.Johnson

# 2023 GAME SUMMARIES

## WEEK 12 vs. BALTIMORE



### RAVENS 20 CHARGERS 10

Sunday, Nov. 26, 2023  
SoFi Stadium — Inglewood, Calif.



#### GAME STATISTICS

TEAM	1	2	3	4	OT	F
Baltimore	0	10	3	7	—	20
L.A. Chargers	3	0	0	7	—	10

#### SCORING SUMMARY

Team	Q	Time	Play
Chargers	1	9:03	C.Dicker 39 yd. Field Goal
Ravens	2	10:41	Z.Flowers 3 yd. pass from L.Jackson (J.Tucker kick)
Ravens	2	1:12	J.Tucker 42 yd. Field Goal
Ravens	3	10:53	J.Tucker 48 yd. Field Goal
Chargers	4	8:32	G.Everett 3 yd. pass from J.Herbert (C.Dicker kick)
Ravens	4	1:36	Z.Flowers 37 yd. run (J.Tucker kick)

#### TEAM STATISTICS

	BAL	LAC
FIRST DOWNS:	20	16
TOTAL NET YARDS:	361	279
NET RUSHING YARDS:	197	86
NET PASSING YARDS:	164	193
PENALTIES/YARDS:	5-42	5-41
3RD DOWN EFFICIENCY (%):	4-13 (30.8%)	7-15 (46.7%)
SCORING DRIVES (%):	4-11 (36.4%)	2-11 (18.2%)
PUNTS/AVERAGE:	3-40.3	3-52.0
SACKS/YARDS:	3/24	2/13
FUMBLES/LOST:	1/0	3/3
POINTS OFF TURNOVERS:	3	0
AVG. DRIVE START:	OWN 37	OWN 27
TIME OF POSSESSION:	33:23	26:37

#### INDIVIDUAL TOP PERFORMERS



##### PASSING

	CMP	ATT	YDS	TD	INT	RT
J.Herbert	29	44	217	1	1	75.7
L.Jackson	18	32	177	1	0	82.4

##### RUSHING

	ATT	YDS	AVG	LG	TD
J.Herbert	4	47	11.8	35	0
A.Ekeler	10	32	3.2	6	0
K.Mitchell	9	64	7.1	29	0
L.Jackson	11	39	3.5	8	0

##### RECEIVING

	REC	YDS	AVG	LG	TD
K.Allen	14	106	7.6	21	0
G.Everett	4	43	10.8	31	1
A.Ekeler	5	32	6.4	14	0
A.Erickson	1	17	17.0	17	0
I.Likely	4	40	10.0	18	0
O.Beckham Jr.	3	34	11.3	14	0
Z.Flowers	5	25	5.0	18	1
K.Mitchell	2	25	12.5	14	0

**TACKLES (SOLO) - LAC:** A.Gilman 9 (6), D.Leonard 7 (7), E.Kendricks 7 (4); **BAL:** R.Smith 8 (5), P.Queen 7 (5), B.Stephens 6 (6).

**SACKS - LAC:** K.Mack 2-13; **BAL:** J.Clowney 1-8, Jones 0.5-3.5, Madubiuke 0.5,3.5.

**INTERCEPTIONS - LAC:** None; **BAL:** A.Maulet 1-0-0.

##### STARTERS

WR.... K.Allen	OLB.....K.Mack	WR.... Z.Flowers	OLB.... K.Van Noy
LT..... R.Slater	DL..... A.Johnson	LT..... R.Stanley	DT.... J.Madubiuke
LG..... Z.Johnson	DL.S.Joseph-Day	LG..... J.Simpson	NT..... M.Pierce
C..... W.Clapp	DL.....N.Williams	C..... T.Linderbaum	OLB.... J.Clowney
RG.... J.Salyer	LB.... E.Kendricks	RG.... K.Zeitler	ILB.....R.Smith
RT.... T.Pipkins III	LB.... K.Murray Jr.	RT.... M.Moses	ILB.....P.Queen
TE.... D.Parham Jr.	CB.... D.Leonard	TE.... I.Likely	CB.... B.Stephens
WR.... Q.Johnston	S.....J.Hawkins	WR.... O.Beckham Jr.	CB..... R.Darby
WR.... J.Guyton	S.....D.James Jr.	WR.... R.Bateman	S..... G.Stone
QB.... J.Herbert	S..... A.Gilman	QB.... L.Jackson	S..... M.Williams
RB.... A.Ekeler	CB..A.Samuel Jr.	RB.... K.Mitchell	S.....K.Hamilton

## WEEK 13 AT NEW ENGLAND



### CHARGERS 6 PATRIOTS 0

Sunday, Dec. 3, 2023  
Gillette Stadium — Foxborough, Mass.



#### GAME STATISTICS

TEAM	1	2	3	4	OT	F
L.A. Chargers	0	6	0	0	—	6
New England	0	0	0	0	—	0

#### SCORING SUMMARY

Team	Q	Time	Play
Chargers	2	9:09	C.Dicker 38 yd. Field Goal
Chargers	2	0:44	C.Dicker 38 yd. Field Goal

#### TEAM STATISTICS

	LAC	NE
FIRST DOWNS:	13	13
TOTAL NET YARDS:	241	257
NET RUSHING YARDS:	29	148
NET PASSING YARDS:	212	109
PENALTIES/YARDS:	4-20	3-14
3RD DOWN EFFICIENCY (%):	5-15 (33.3%)	4-14 (28.6%)
SCORING DRIVES (%):	2-11 (18.2%)	0-11 (0.0%)
PUNTS/AVERAGE:	8-45.9	7-45.9
SACKS/YARDS:	5/32	0/0
FUMBLES/LOST:	0/0	2/1
POINTS OFF TURNOVERS:	0	0
AVG. DRIVE START:	OWN 34	OWN 14
TIME OF POSSESSION:	28:50	31:10

#### INDIVIDUAL TOP PERFORMERS



##### PASSING

	CMP	ATT	YDS	TD	INT	RT
J.Herbert	22	37	212	0	0	75.5
B.Zappe	12	35	141	0	0	68.9

##### RUSHING

	ATT	YDS	AVG	LG	TD
A.Ekeler	14	18	1.3	4	0
J.Herbert	6	16	2.7	7	0
E.Elliott	17	52	3.1	8	0
R.Stevenson	9	39	4.3	9	0

##### RECEIVING

	REC	YDS	AVG	LG	TD
K.Allen	5	58	11.6	16	0
Q.Johnston	5	52	10.4	27	0
G.Everett	4	44	11.0	26	0
A.Erickson	1	23	23.0	23	0
D.Parker	4	64	16.0	27	0
E.Elliott	4	40	10.0	23	0
H.Henry	2	15	7.5	9	0
Reagor/Smith-Schuster	1	11	11.0	11	0

**TACKLES (SOLO) - LAC:** E.Kendricks 10 (6), D.James Jr. 9 (7), Murray Jr./Leonard 7 (5); **NE:** J.Bentley 8 (1), Ja.Tavai 7 (3), J.Jones 6 (4).

**SACKS - LAC:** K.Mack 2-18, D.James 1-8, J.Hollins 1-4, E.Kendricks 1-2; **NE:** None.

**INTERCEPTIONS - LAC:** None; **NE:** None.

##### STARTERS

WR.... K.Allen	OLB.....K.Mack	WR.... J.Smith-Schuster	LE.....K.White
LT..... R.Slater	DL..... A.Johnson	LT.... T.Brown	DL.... D.Godchaux
LG..... Z.Johnson	DL.S.Joseph-Day	LG..... C.Strange	RE.....L.Guy
C..... W.Clapp	DL....T.Tuipulotu	OLB... D.Andrews	LB.... A.Jennings
RG.... J.Salyer	LB.... E.Kendricks	RG.... S.Sow	LB.....J.Bentley
RT.... T.Pipkins III	LB.... K.Murray Jr.	RT.... M.Onwenu	LB.....Ja.Tavai
TE.... D.Parham Jr.	CB.... D.Leonard	TE.... H.Henry	DB.....J.Mills
WR.... Q.Johnston	S.....D.James Jr.	WR.... D.Parker	LCB.....J.Jones
WR.... J.Guyton	S..... A.Gilman	WR.... T.Thorton	RCB.... J.Jackson
QB.... J.Herbert	QB.....E.Bassey	QB.... B.Zappe	S..... K.Dugger
RB.... A.Ekeler	CB..A.Samuel Jr.	RB.... R.Stephenson	S.....J.Peppers



# 2023 GAME SUMMARIES

## WEEK 14 vs. DENVER



### BRONCOS 24 CHARGERS 7

Sunday, Dec. 10, 2023  
SoFi Stadium — Inglewood, Calif.



#### GAME STATISTICS

TEAM	1	2	3	4	OT	F
Denver	7	3	7	7	—	24
L.A. Chargers	0	0	0	7	—	7

#### SCORING SUMMARY

Team	Q	Time	Play
Broncos	1	4:55	J.Williams 3 yd. run (W.Lutz kick)
Broncos	2	0:05	W.Lutz 23 yd. Field Goal
Broncos	3	5:55	C.Sutton 46 yd. pass from R.Wilson (W.Lutz kick)
Chargers	4	10:37	A.Ekeler 3 yd. run (C.Dicker kick)
Broncos	4	3:11	A.Trautman 10 yd. pass from R.Wilson (W.Lutz kick)

#### TEAM STATISTICS

	DEN	LAC
FIRST DOWNS:	19	17
TOTAL NET YARDS:	322	283
NET RUSHING YARDS:	106	76
NET PASSING YARDS:	216	207
PENALTIES/YARDS:	4-26	2-10
3RD DOWN EFFICIENCY (%):	8-17 (47.1%)	0-12 (0.9%)
SCORING DRIVES (%):	4-13 (30.8%)	1-13 (0.8%)
PUNTS/AVERAGE:	7-44.7	5-57.4
SACKS/YARDS:	6/68	2/8
FUMBLES/LOST:	0/0	2/1
POINTS OFF TURNOVERS:	7	0
AVG. DRIVE START:	OWN 35	OWN 23
TIME OF POSSESSION:	33:29	26:31

#### INDIVIDUAL TOP PERFORMERS



##### PASSING

	CMP	ATT	YDS	TD	INT	RT		CMP	ATT	YDS	TD	INT	RT
E.Stick	13	24	179	0	0	78.3	R.Wilson	21	33	224	2	1	91.0
J.Herbert	9	17	96	0	1	45.2							

##### RUSHING

	ATT	YDS	AVG	LG	TD		ATT	YDS	AVG	LG	TD
A.Ekeler	10	50	5.1	9	1	J.Williams	17	66	3.9	20	1
I.Spiller	6	19	3.2	6	0	J.McLaughlin	5	25	5.0	9	0

##### RECEIVING

	REC	YDS	AVG	LG	TD		REC	YDS	AVG	LG	TD
Q.Johnston	3	91	30.3	57	0	C.Sutton	3	62	20.7	46	1
K.Allen	6	68	11.3	22	0	S.Perine	5	36	7.2	9	0
A.Ekeler	5	49	9.8	18	0	L.Krull	1	35	35.0	35	0
G.Everett	5	39	7.8	12	0	J.Williams	3	25	8.3	14	0

**TACKLES (SOLO) - LAC:** K.Murray Jr. 12 (9), D.James Jr. 11 (8), A.Gilman 8 (6); **DEN:** A.Singleton 14 (10), J.Jewell 9 (4), P.Locke 7 (2).

**SACKS - LAC:** E.Kendricks 1-8, K.Murray Jr. 1-0; **DEN:** P.Locke 1-16, J.Simmons 1-15, A.Singleton 1-11, J.McMillian 1-10, J.Jewell 1-6.

**INTERCEPTIONS - LAC:** M.Davis 1-0-0; **DEN:** J.Cooper 1-4-0.

##### STARTERS

WR.... K.Allen	OLB.....K.Mack	WR.... C.Sutton	WLB.B.Browning
LT ..... R.Slater	DL..... A.Johnson	LT ..... G.Bolles	NT..... D.Jones
LG..... Z.Johnson	DL.S.Joseph-Day	LG..... B.Powers	DE..... M.Purcell
C..... W.Clapp	OLB...T.Tuipulotu	C..... L.Cushenberry	DE..... Z.Allen
RG .... J.Salyer	LB... E.Kendricks	RG .... Q.Meinerz	SILB .... J.Cooper
RT .... T.Pipkins III	LB... K.Murray Jr.	RT .... M.McGlinchey	ILB... J.Jewell
TE.... G.Everett	CB .....M.Davis	TE.... A.Troutman	ILB... A.Singleton
TE.... N.Vannett	S.....J.Hawkins	WR.... L.Humphrey	LCB ....P.Surtain
WR.... A.Erickson	S.....D.James Jr.	WR.... M.Mims	RCB.... F.Moreau
QB.... J.Herbert	S.....A.Gilman	QB.... R.Wilson	RCB.... P.Locke
RB .... A.Ekeler	CB ..A.Samuel Jr.	RB .... J.Williams	LS ..... J.Simmons

## WEEK 15 AT LAS VEGAS



### RAIDERS 63 CHARGERS 21

Thursday, Dec. 14, 2023  
SoFi Stadium — Inglewood, Calif.



#### GAME STATISTICS

TEAM	1	2	3	4	OT	F
L.A. Chargers	0	0	7	14	—	21
Las Vegas	21	21	14	7	—	63

#### SCORING SUMMARY

Team	Q	Time	Play
Raiders	1	8:10	Z.White 1 yd. run (D.Carlson kick)
Raiders	1	4:41	T.Tucker 30 yd. pass from A.O'Connell (D.Carlson kick)
Raiders	1	3:07	J.Meyers 22 yd. pass from A.O'Connell (D.Carlson kick)
Raiders	2	9:15	M.Mayer 11 yd. pass from A.O'Connell (D.Carlson kick)
Raiders	2	3:50	B.Bolden 26 yd. run (D.Carlson kick) (6-65, 3:31)
Raiders	2	0:31	T.Tucker 20 yd. pass from A.O'Connell (D.Carlson kick)
Raiders	3	10:42	D.Adams 3 yd. pass from J.Meyers (D.Carlson kick)
Chargers	3	10:27	J.Palmer 79 yd. pass from E.Stick (C.Dicker kick)
Raiders	3	0:00	J.Jenkins 44 yd. fumble return (D.Carlson kick)
Raiders	4	14:31	J.Jones 16 yd. interception return (D.Carlson kick)
Chargers	4	8:39	A.Erickson 13 yd. pass from E.Stick (C.Dicker kick)
Chargers	4	2:38	Q.Johnston 6 yd. pass from E.Stick (C.Dicker kick)

#### TEAM STATISTICS

	LAC	LV
FIRST DOWNS:	18	20
TOTAL NET YARDS:	326	378
NET RUSHING YARDS:	92	124
NET PASSING YARDS:	234	254
PENALTIES/YARDS:	6-65	4-30
3RD DOWN EFFICIENCY (%):	6-12 (50.0%)	9-16 (56.3%)
SCORING DRIVES (%):	3-15 (20.0%)	7-13 (53.8%)
PUNTS/AVERAGE:	5-49.2	6-51.7
SACKS/YARDS:	1/6	3/23
FUMBLES/LOST:	5/4	0/0
POINTS OFF TURNOVERS:	0	35
AVG. DRIVE START:	OWN 24	OWN 38
TIME OF POSSESSION:	30:09	29:51

#### INDIVIDUAL TOP PERFORMERS



##### PASSING

	CMP	ATT	YDS	TD	INT	RT		CMP	ATT	YDS	TD	INT	RT
E.Stick	23	32	257	3	1	113.7	A.O'Connell	20	34	248	4	0	120.7

##### RUSHING

	ATT	YDS	AVG	LG	TD		ATT	YDS	AVG	LG	TD
I.Spiller	16	50	3.1	8	0	Z.White	17	69	4.1	15	1
J.Kelley	5	22	4.4	11	0	A.Abdullah	6	32	5.3	9	0

##### RECEIVING

	REC	YDS	AVG	LG	TD		REC	YDS	AVG	LG	TD
J.Palmer	4	113	28.3	79	1	D.Adams	8	101	12.6	24	1
G.Everett	5	41	8.2	13	0	T.Tucker	3	59	19.7	30	2
A.Ekeler	4	29	7.3	12	0	M.Mayer	4	39	9.8	13	1
Q.Johnston	2	23	11.5	17	1	J.Meyers	2	32	16.0	22	1

**TACKLES (SOLO) - LAC:** E.Kendricks 12 (9), A.Johnson 8 (5), M.Davis 6 (5); **LV:** D.Deablo 12 (7), J.Jones 5 (4), Crosby/Robertson/Bennett 4 (2).

**SACKS - LAC:** E.Kendricks 1-6; **LV:** M.Koonce 2-16, J.Tillery 1-7.

**INTERCEPTIONS - LAC:** None; **LV:** J.Jones 1-16-1.

##### STARTERS

WR.... Q.Johnston	OLB.....K.Mack	WR.... A.O'Connell	DE .... J.Robinson
LT ..... R.Slater	DL..... A.Johnson	LT ..... T.Munford	DT..... J.Tillery
LG..... Z.Johnson	DL.S.Joseph-Day	LG..... J.Meredith	DT..... J.Jenkins
C..... W.Clapp	DL.....M.Fox	C..... D.Parham	DT.....B.Nichols
RG .... J.Salyer	OLB...T.Tuipulotu	RG .... G.Van Roten	DE .....M.Crosby
RT .... T.Pipkins III	LB... E.Kendricks	RT .... J.Elumunor	LB.....R.Spillane
TE.... G.Everett	LB... K.Murray Jr.	TE.... M.Mayer	LB.....D.Deablo
TE.... N.Vannett	CB .....M.Davis	FB .... J.Johnson	CB ..A.Robertson
WR.... J.Guyton	S.....D.James Jr.	WR.... J.Meyers	CB .....N.Hobbs
QB.... E.Stick	S.....A.Gilman	QB.... A.O'Connell	S.....T.Moehrig
RB .... A.Ekeler	CB ..A.Samuel Jr.	RB .... Z.White	S.....M.Epps

# 2023 GAME SUMMARIES

## WEEK 16 vs. BUFFALO



### BILLS 24 CHARGERS 22

Saturday, Dec. 23, 2023  
SoFi Stadium – Inglewood, Calif.



#### GAME STATISTICS

TEAM	1	2	3	4	OT	F
Buffalo	0	14	7	3	—	24
L.A. Chargers	3	7	3	9	—	22

#### SCORING SUMMARY

Team	Q	Time	Play
Chargers	1	6:32	C.Dicker 20 yd. Field Goal
Chargers	2	13:49	E.Stick 1 yd. run (C.Dicker kick)
Bills	2	9:02	G.Davis 57 yd. pass from J.Allen (T.Bass kick)
Bills	2	0:38	J.Allen 2 yd. run (T.Bass kick)
Chargers	3	7:22	C.Dicker 40 yd. Field Goal
Bills	3	1:28	J.Allen 1 yd. run (T.Bass kick)
Chargers	4	12:36	C.Dicker 47 yd. Field Goal
Chargers	4	7:19	C.Dicker 45 yd. Field Goal
Chargers	4	5:26	C.Dicker 53 yd. Field Goal
Bills	4	0:28	T.Bass 29 yd. Field Goal

#### TEAM STATISTICS

	BUF	LAC
FIRST DOWNS:	16	18
TOTAL NET YARDS:	335	273
NET RUSHING YARDS:	105	98
NET PASSING YARDS:	230	175
PENALTIES/YARDS:	7-64	6-29
3RD DOWN EFFICIENCY (%):	5-10 (50.0%)	4-14 (28.6%)
SCORING DRIVES (%):	4-10 (40.0%)	6-12 (50.0%)
PUNTS/AVERAGE:	4-52.3	4-50.0
SACKS/YARDS:	5/40	1/7
FUMBLES/LOST:	3/2	0/0
POINTS OFF TURNOVERS:	0	13
AVG. DRIVE START:	OWN 26	OWN 31
TIME OF POSSESSION:	26:56	33:04

#### INDIVIDUAL TOP PERFORMERS



##### PASSING

	CMP	ATT	YDS	TD	INT	RT		CMP	ATT	YDS	TD	INT	RT
E.Stick	23	33	215	0	0	87.3	J.Allen	15	21	237	1	1	104.7

##### RUSHING

	ATT	YDS	AVG	LG	TD		ATT	YDS	AVG	LG	TD
A.Ekeler	15	65	4.3	10	0	J.Cook	20	70	3.5	10	0
E.Stick	7	25	3.6	21	0	L.Fournette	5	20	4.0	9	0

##### RECEIVING

	REC	YDS	AVG	LG	TD		REC	YDS	AVG	LG	TD
J.Palmer	5	47	9.4	19	0	G.Davis	4	130	32.5	57	1
G.Everett	7	42	6.0	15	0	S.Diggs	5	29	5.8	11	0
A.Erickson	2	36	18.0	23	0	K.Shakir	3	45	15.0	16	0
Q.Johnston	2	29	14.5	21	0	D.Knox	2	26	13.0	17	0

**TACKLES (SOLO) - LAC:** D.James Jr. 8 (4), Hawkins/Johnson/Tuipulotu 5 (4); **BUF:** T.Rapp 9 (7), Ta.Johnson 7 (6), Benford/Bernard 7 (5).

**SACKS - LAC:** E.Kendricks 0.5-3.5, T.Tuipulotu 0.5-3.5; **BUF:** E.Oliver 2-16, R.Douglas 1-10, T.Bernard 1-8, P.Ford 1-6.

**INTERCEPTIONS - LAC:** A.Gilman 1-0-0; **BUF:** None.

##### STARTERS

WR.....J.Palmer	OLB.....K.Mack	WR.....S.Diggs	DE.....L.Floyd
LT.....R.Slater	DL.....A.Johnson	LT.....D.Dawkins	DT.....E.Oliver
LG.....Z.Johnson	DL.....N.Williams	LG.....C.McGovern	DT.....T.Settle
C.....B.Jaimes	DL.....M.Fox	C.....M.Morse	DE...G.Rousseau
RG.....J.Salyer	OLB...T.Tuipulotu	RG.....O.Torrence	WLB.....T.Dodson
RT.....T.Pipkins III	LB....K.Murray Jr.	RT.....S.Brown	MLB....T.Bernard
TE.....G.Everett	CB.....M.Davis	TE.....D.Knox	CB.....R.Douglas
WR....Q.Johnston	S.....D.James Jr.	WR....G.Davis	NCB..Ta.Johnson
WR....D.Davis	S.....A.Gilman	WR....K.Shakir	CB.....C.Benford
QB....E.Stick	S.....J.Allen	QB....J.Allen	S.....T.Rapp
RB....A.Ekeler	CB..A.Samuel Jr.	RB....J.Cook	S.....J.Poyer

## WEEK 17 AT DENVER



### BRONCOS 16 CHARGERS 9

Sunday, Dec. 31, 2023  
Empower Field at Mile High – Denver, Colo.



#### GAME STATISTICS

TEAM	1	2	3	4	OT	F
L.A. Chargers	0	3	3	3	—	9
Denver	3	10	0	3	—	16

#### SCORING SUMMARY

Team	Q	Time	Play
Broncos	1	3:55	W.Lutz 32 yd. Field Goal
Chargers	2	9:43	C.Dicker 36 yd. Field Goal
Broncos	2	6:37	L.Humphrey 54 yd. pass from J.Stidham (W.Lutz kick)
Broncos	2	1:53	W.Lutz 43 yd. Field Goal
Chargers	3	6:20	C.Dicker 50 yd. Field Goal
Broncos	4	11:19	W.Lutz 20 yd. Field Goal
Chargers	4	1:17	C.Dicker 52 yd. Field Goal

#### TEAM STATISTICS

	LAC	DEN
FIRST DOWNS:	17	16
TOTAL NET YARDS:	301	313
NET RUSHING YARDS:	86	101
NET PASSING YARDS:	215	212
PENALTIES/YARDS:	3-48	7-49
3RD DOWN EFFICIENCY (%):	2-11 (18.2%)	7-17 (41.2%)
SCORING DRIVES (%):	3-10 (30.0%)	4-11 (36.4%)
PUNTS/AVERAGE:	4-46.0	5-48.6
SACKS/YARDS:	2/12	1/5
FUMBLES/LOST:	2/1	0/0
POINTS OFF TURNOVERS:	0	3
AVG. DRIVE START:	OWN 22	OWN 33
TIME OF POSSESSION:	26:14	33:46

#### INDIVIDUAL TOP PERFORMERS



##### PASSING

	CMP	ATT	YDS	TD	INT	RT		CMP	ATT	YDS	TD	INT	RT
E.Stick	24	38	220	0	0	78.8	J.Stidham	27	40	322	2	0	108.5

##### RUSHING

	ATT	YDS	AVG	LG	TD		ATT	YDS	AVG	LG	TD
A.Ekeler	13	46	3.5	6	0	J.McLaughlin	3	46	15.3	32	1
E.Stick	5	31	6.2	9	0	J.Williams	14	29	2.1	6	0

##### RECEIVING

	REC	YDS	AVG	LG	TD		REC	YDS	AVG	LG	TD
A.Erickson	7	98	14.0	27	0	L.Humphrey	2	69	34.5	54	1
G.Everett	4	31	7.8	22	0	J.Jeudy	3	54	18.0	41	0
Q.Johnston	3	29	9.7	15	0	B.Johnson	4	27	6.8	10	0
K.Doss	5	25	5.0	9	0	J.McLaughlin	3	18	6.0	10	0

**TACKLES (SOLO) - LAC:** E.Kendricks 14 (5), D.James Jr. 12 (7), N.Niemann 10 (6); **DEN:** A.Singleton 11 (7), J.Jewell 9 (2), J.Simmons 6 (6).

**SACKS - LAC:** K.Mack 1-9, D.James Jr. 1-3; **DEN:** J.Cooper 1-5.

**INTERCEPTIONS - LAC:** None; **DEN:** None.

##### STARTERS

WR....Q.Johnston	OLB.....K.Mack	WR....J.Jeudy	DL.....D.Jones
LT.....R.Slater	DL.....A.Johnson	LT.....G.Bolles	DL.....Z.Allen
LG.....J.McFadden	DL....O.Ogbonnia	LG.....B.Powers	OLB....N.Bonitto
C.....B.Jaimes	DL.....M.Fox	C.....L.Cushenberry	SLB....J.Cooper
RG.....J.Salyer	OLB...T.Tuipulotu	RG....Q.Meinerz	ILB....J.Jewell
RT.....T.Pipkins III	LB....E.Kendricks	RT.....M.McGlinchey	ILB....A.Singleton
TE.....G.Everett	LB.....N.Niemann	TE.....A.Trautman	LCB...P.Surtain II
WR....A.Erickson	CB.....M.Davis	WR....P.Dorsett II	RCB....F.Moreau
WR....D.Davis	S.....D.James Jr.	QB....M.Burton	CB.....J.McMillan
QB....E.Stick	S.....A.Gilman	QB....J.Stidham	RS.....P.Locke
RB....A.Ekeler	CB..A.Samuel Jr.	RB....J.McLaughlin	LS.....J.Simmons

# 2023 GAME SUMMARIES

## WEEK 18 vs. KANSAS CITY



**CHIEFS 13**  
**CHARGERS 12**

Saturday, Dec. 23, 2023  
SoFi Stadium — Inglewood, Calif.



### GAME STATISTICS

TEAM	1	2	3	4	OT	F
Kansas City	7	3	0	3	—	13
L.A. Chargers	0	6	3	3	—	12

### SCORING SUMMARY

Team	Q	Time	Play
Chiefs	1	4:56	M.Edwards 97 yd. fumble return (H.Butker kick)
Chiefs	2	4:03	H.Butker 22 yd. Field Goal
Chargers	2	2:43	C.Dicker 49 yd. Field Goal
Chargers	2	0:00	C.Dicker 40 yd. Field Goal
Chargers	3	4:11	C.Dicker 43 yd. Field Goal
Chargers	4	4:06	C.Dicker 20 yd. Field Goal
Chiefs	4	0:49	H.Butker 41 yd. Field Goal

### TEAM STATISTICS

	KC	LAC
FIRST DOWNS:	12	22
TOTAL NET YARDS:	268	353
NET RUSHING YARDS:	123	118
NET PASSING YARDS:	145	235
PENALTIES/YARDS:	3-57	1-5
3RD DOWN EFFICIENCY (%):	6-16 (37.5%)	7-19 (36.8%)
SCORING DRIVES (%):	2-10 (20.0%)	4-11 (36.4%)
PUNTS/AVERAGE:	6-45.7	5-43.6
SACKS/YARDS:	3/23	1/9
FUMBLES/LOST:	1/0	2/1
POINTS OFF TURNOVERS:	7	3
AVG. DRIVE START:	OWN 29	OWN 21
TIME OF POSSESSION:	27:05	32:55

### INDIVIDUAL TOP PERFORMERS



#### PASSING

	CMP	ATT	YDS	TD	INT	RT		CMP	ATT	YDS	TD	INT	RT
E.Stick	28	47	258	0	0	74.6	B.Gabbert	15	30	154	0	1	51.2

#### RUSHING

	ATT	YDS	AVG	LG	TD		ATT	YDS	AVG	LG	TD
E.Stick	13	77	5.9	15	0	L.Perine	21	76	3.6	10	0
D.Davis	3	17	5.7	18	0	B.Gabbert	5	46	9.2	25	0

#### RECEIVING

	REC	YDS	AVG	LG	TD		REC	YDS	AVG	LG	TD
D.Parham	5	83	16.6	24	0	M.Hardman	6	77	12.8	37	0
J.Palmer	6	44	7.3	12	0	L.Perine	3	33	11.0	25	0
A.Ekeler	7	38	5.4	9	0	J.Ross	2	17	8.5	10	0
A.Erickson	2	29	14.5	25	0	R.James	2	15	7.5	11	0

**TACKLES (SOLO) - LAC:** D.James Jr. 8 (7), E.Kendricks 7 (7), Mack/Samuel 5 (5); **KC:** Ca.Jones 12 (11), Ja.Watson 8 (8), J.Cochrane 8 (7).

**SACKS - LAC:** K.Mack 1-9; **KC:** C.Jones 1-11, M.Herring 1-10, C.Omenihu 1-2.

**INTERCEPTIONS - LAC:** A.Gilman 1-0-0; **KC:** None.

#### STARTERS

WR.....J.Palmer	OLB.....K.Mack	WR.....M.Hardman	DT.....C.Jones
LT.....R.Slater	DL.....A.Johnson	LT.....J.Thuney	DT.....D.Nnadi
LG.....J.McFadden	DL.....M.Fox	LG.....C.Humphrey	DE.....M.Herring
C.....B.Jaimes	DL.....O.Ogbonnia	C.....N.Allegretti	DE.....C.Omenihu
RG.....J.Salyer	OLB...T.Tuipulotu	RG.....T.Smith	LB.....L.Chenal
RT.....T.Pipkins III	LB....E.Kendricks	RT.....J.Taylor	LB.....J.Cochrane
TE.....G.Everett	LB.....N.Niemann	TE.....N.Gray	LB.....Ca.Jones
TE.....N.Vannett	CB.....M.Davis	TE.....B.Bell	DB.....C.Conner
WR.....Q.Johnston	S.....D.James Jr.	WR.....J.Ross	DB.....J.Williams
QB.....E.Stick	S.....A.Gilman	QB.....B.Gabbert	CB.....Ja.Watson
RB.....A.Ekeler	CB..A.Samuel Jr.	RB.....L.Perine	S.....M.Edwards



# 2024 LOS ANGELES CHARGERS NUMERICAL ROSTER

## ACTIVE ROSTER

No.	Name	Pos.	Ht.	Wt.	Age	Exp.	College	Hometown	How Acq.
0	Daiyan Henley	LB	6-0	225	24	2	Washington State	Los Angeles, Calif.	D3-'23
1	Quentin Johnston	WR	6-2	208	22	2	TCU	Temple, Texas	D1-'23
2	Easton Stick	QB	6-1	224	28	6	North Dakota State	Omaha, Neb.	D5-'19
3	Derwin James Jr.	S	6-2	215	28	7	Florida State	Haines City, Fla.	D1-'18
4	Gus Edwards	RB	6-1	238	29	7	Rutgers	Staten Island, N.Y.	UFA (Bal)-'24
5	Joshua Palmer	WR	6-1	210	24	4	Tennessee	Brampton, Ontario, Canada	D3a-'21
6	Denzel Perryman	LB	5-11	240	31	10	Miami	Coral Gables, Fla.	UFA (Hou)-'24
7	Kristian Fulton	CB	5-11	197	25	5	Louisiana State	New Orleans, La.	UFA (Ten)-'24
8	Max Duggan	QB	6-1	207	23	1	TCU	Council Bluffs, Iowa	D7-'23
9	DJ Chark Jr.	WR	6-3	200	27	7	Louisiana State	Alexandria, La.	FA-'24
10	Justin Herbert	QB	6-6	236	26	5	Oregon	Eugene, Ore.	D1a-'20
11o	Luis Perez	QB	6-3	218	29	1	Texas A&M-Commerce	San Diego, Calif.	FA-'24
11s	Cameron Dicker	K	6-1	216	24	3	Texas	Austin, Texas	FA-'22
12	Derius Davis	WR	5-8	165	23	2	TCU	St. Francisville, La.	D4-'23
15	Ladd McConkey	WR	6-0	185	22	R	Georgia	Chatsworth, Ga.	D2-'24
16	JK Scott	P	6-5	208	28	6	Alabama	Denver, Colo.	FA-'22
20	Cam Hart	CB	6-2	207	23	R	Notre Dame	Baltimore, Md.	D5b-'24
22	JT Woods	S	6-2	193	24	3	Baylor	San Antonio, Texas	D3-'22
23	Matt Hankins	CB	5-11	185	25	1	Iowa	Lewisville, Texas	FA-'23
24	AJ Finley	S	6-0	188	22	2	Mississippi	Mobile, Ala.	FA-'23
25	Junior Colson	LB	6-3	247	21	R	Michigan	Franklin, Tenn.	D3-'24
26	Asante Samuel Jr.	CB	5-10	180	24	4	Florida State	Fort Lauderdale, Fla.	D2-'21
27	J.K. Dobbins	RB	5-10	215	25	5	Ohio State	La Grange, Texas	UFA (Bal)-'24
28	Isaiah Spiller	RB	6-1	215	23	3	Texas A&M	Spring, Texas	D4-'22
29	Tarheeb Still	CB	6-1	196	22	R	Maryland	Sicklerville, N.J.	D5a-'24
30	Kimani Vidal	RB	5-8	215	22	R	Troy	Marietta, Ga.	D6-'24
31	Nick Niemann	LB	6-3	234	26	4	Iowa	Sycamore, Ill.	D6a-'21
32	Alohi Gilman	S	5-10	201	26	5	Notre Dame	Laie, Hawaii	D6-'20
33	Deane Leonard	DB	6-0	195	24	3	Mississippi	Calgary, Alberta, Canada	D7a-'22
34	Jaret Patterson	RB	5-8	195	24	2	Buffalo	Glendale, Md.	FA-'23
35d	Jalyn Phillips	S	6-1	205	22	R	Clemson	Lawrenceville, Ga.	FA-'24
35o	Leon Johnson	WR	6-5	215	23	R	Oklahoma State	Bothell, Wash.	FA-'24
36	Ja'Sir Taylor	DB	5-10	185	25	3	Wake Forest	Asbury Park, N.J.	D6b-'22
37	Tony Jefferson	S	5-11	212	32	10	Oklahoma	Chula Vista, Calif.	FA-'24
38	Chris Wilcox	CB	6-2	195	26	1	Brigham Young	Fontana, Calif.	FA-'23
39d	Zamari Walton	CB	6-3	185	25	R	Mississippi	Melbourne, Fla.	FA-'24
39o	Jaylen Johnson	WR	6-2	194	24	R	East Carolina	Duluth, Ga.	FA-'24
40d	Robert Kennedy	CB	5-10	188	24	R	North Carolina State	Jeannette, Pa.	FA-'24
40o	Jaelen Gill	WR	6-0	185	24	R	Fresno State	Columbus, Ohio	FA-'24
41d	Thomas Harper	S	5-10	195	23	R	Notre Dame	Knoxville, Tenn.	FA-'24
41o	Luke Benson	TE	6-4	233	23	R	Georgia Tech	Chalfont, Pa.	FA-'24
42	Elijah Dotson	RB	5-9	202	25	2	Northern Colorado	Sacramento, Calif.	FA-'23
43	Troy Dye	LB	6-3	225	27	5	Oregon	Norco, Calif.	UFA (Min)-'24
45	Tuli Tuipulotu	OLB	6-3	266	21	2	Southern California	Hawthorne, Calif.	D2-'23
46	Akeem Dent	S	6-1	191	24	R	Florida State	Pahokee, Fla.	FA-'24
47	Josh Harris	LS	6-1	224	35	13	Auburn	Carrollton, Ga.	UFA (Atl)-'22
48	Bud Dupree	OLB	6-4	269	31	10	Kentucky	Macon, Ga.	FA-'24
49	Zach Heins	TE	6-7	260	24	R	South Dakota State	Sioux Falls, S.D.	FA-'24
50	Shane Lee	LB	6-0	240	23	R	Southern California	Burtonsville, Md.	FA-'24
51	Jeremiah Jean-Baptiste	LB	6-2	230	23	R	Mississippi	Florida City, Fla.	FA-'24
52	Khalil Mack	OLB	6-3	269	33	11	Buffalo	Fort Pierce, Fla.	T (Chi)-'22
53	Chris Collins	OLB	6-5	255	24	R	Minnesota	Richmond, Va.	FA-'24
54	Savion Jackson	OLB	6-2	290	24	R	North Carolina State	Clayton, N.C.	FA-'24
56	Morgan Fox	DL	6-3	275	29	8	Colorado State-Pueblo	Fountain, Colo.	FA-'22
57	Tre'Mon Morris-Brash	OLB	6-2	245	23	R	Central Florida	Richmond, Va.	FA-'24
58	Shaq Quarterman	LB	6-0	234	26	5	Miami	Orange Park, Fla.	FA-'24
59	Ty Shelby	OLB	6-3	249	25	1	Louisiana-Monroe	Houston, Texas	FA-'22
60	Bucky Williams	C/G	6-3	300	24	R	Appalachian State	Ringgold, Ga.	FA-'24
61	Karsen Barnhart	G	6-5	316	23	R	Michigan	Paw Paw, Mich.	FA-'24
64	Brenden Jaimes	OL	6-5	300	25	4	Nebraska	Austin, Texas	D5-'21
65	Brent Laing	C	6-3	304	25	1	Minnesota Duluth	Lakeville, Minn.	FA-'23
66	Willis Patrick	G	6-4	338	24	3	TCU	Grand Prairie, Texas	FA-'24
67	Alex Leatherwood	T	6-5	312	25	R	Alabama	Pensacola, Fla.	FA-'24
68	Jamaree Salyer	OL	6-4	325	24	3	Georgia	Atlanta, Ga.	D6a-'22
69	CJ Okoye	DL	6-6	315	22	1	—	Abuja, Nigeria	FA-'23
70	Rashawn Slater	T	6-4	315	25	4	Northwestern	Sugar Land, Texas	D1-'21
71	Jordan McFadden	OL	6-2	303	24	2	Clemson	Spartanburg, S.C.	D5-'23
72	Jerrold Clark	DL	6-3	334	24	1	Coastal Carolina	Dorchester, Mass.	FA-'23
73	Foster Sarell	T	6-6	322	25	3	Stanford	Tacoma, Wash.	FA-'21
74	Tyler McLellan	T	6-8	355	25	R	Campbell	North Charleston, S.C.	FA-'24
75	Bradley Bozeman	C	6-5	325	29	7	Alabama	Roanoke, Ala.	FA-'24
76	Joe Alt	T	6-8	322	21	R	Notre Dame	North Oaks, Minn.	D1-'24
77	Zion Johnson	G	6-3	316	24	3	Boston College	Bowie, Md.	D1-'22
78	Micheal Mason	DL	6-3	280	23	R	Coastal Carolina	Florence, S.C.	FA-'24
79	Trey Pipkins III	T	6-6	307	27	6	Sioux Falls	Apple Valley, Minn.	D3-'19
81	Will Dissly	TE	6-4	265	28	7	Washington	Bozeman, Mont.	FA-'24
82	Brenden Rice	WR	6-3	210	22	R	Southern California	Chandler, Ariz.	D7a-'24
83	Isaiah Wooden	WR	5-9	170	24	3	Southern Utah	San Diego, Calif.	FA-'24
84	Stone Smartt	TE	6-4	226	25	R	Old Dominion	Sacramento, Calif.	FA-'22
86	Cornelius Johnson	WR	6-3	208	23	R	Michigan	Greenwich, Conn.	D7b-'24
87	Simi Fehoko	WR	6-4	218	26	4	Stanford	Salt Lake City, Utah	PS (Pit)-'23
88	Hayden Hurst	TE	6-4	245	30	7	South Carolina	Jacksonville, Fla.	FA-'24
89	Donald Parham Jr.	TE	6-8	237	26	5	Stetson	Lakeland, Fla.	FA-'20
91	Christopher Hinton	DL	6-4	310	23	2	Michigan	Johns Creek, Ga.	FA-'22
92	Justin Eboigbe	DL	6-5	292	23	R	Alabama	Forest Park, Ga.	D4-'24
93	Otito Ogbonnia	DL	6-4	320	23	3	UCLA	Houston, Texas	D5-'22
94	Chris Rumph II	OLB	6-2	244	25	4	Duke	Gainesville, Fla.	D4-'21
95	Poona Ford	DL	5-11	310	28	7	Texas	Hilton Head, S.C.	UFA (Buf)-'24
97	Joey Bosa	OLB	6-5	280	29	9	Ohio State	Fort Lauderdale, Fla.	D1-'16
98	Andrew Farmer II	OLB	6-4	250	24	2	Lane (Tenn.)	Jacksonville, Fla.	FA-'23
99	Scott Matlock	DL	6-4	296	24	2	Boise State	Homedale, Idaho	D6-'23

# 2024 LOS ANGELES CHARGERS ALPHABETICAL ROSTER

## ACTIVE ROSTER

No.	Name	Pos.	Ht.	Wt.	DOB	Exp.	College	Hometown	How Acq.
76	Alt, Joe	T	6-8	322	2/28/03	R	Notre Dame	North Oaks, Minn.	D1-'24
61	Barnhart, Karsen	G	6-5	316	3/2/01	R	Michigan	Paw Paw, Mich.	FA-'24
41o	Benson, Luke	TE	6-4	233	4/6/01	R	Georgia Tech	Chalfont, Pa.	FA-'24
97	Bosa, Joey	OLB	6-5	280	7/11/95	9	Ohio State	Fort Lauderdale, Fla.	D1-'16
75	Bozeman, Bradley	C	6-5	325	11/24/94	7	Alabama	Roanoke, Ala.	FA-'24
9	Chark Jr., DJ	WR	6-3	200	9/23/96	7	Louisiana State	Alexandria, La.	FA-'24
72	Clark, Jerrod	DL	6-3	334	11/16/99	1	Coastal Carolina	Dorchester, Mass.	FA-'23
53	Collins, Chris	OLB	6-5	255	12/14/99	R	Minnesota	Richmond, Va.	FA-'24
25	Colson, Junior	LB	6-3	247	12/6/02	R	Michigan	Franklin, Tenn.	D3-'24
12	Davis, Derius	WR	5-8	165	9/11/00	2	TCU	St. Francisville, La.	D4-'23
46	Dent, Akeem	S	6-1	191	1/26/00	R	Florida State	Pahokee, Fla.	FA-'24
11s	Dicker, Cameron	K	6-1	216	5/6/00	3	Texas	Austin, Texas	FA-'22
81	Dissly, Will	TE	6-4	265	7/8/96	7	Washington	Bozeman, Mont.	FA-'24
27	Dobbins, J.K.	RB	5-10	215	12/17/98	5	Ohio State	La Grange, Texas	UFA (Bal)-'24
42	Dotson, Elijah	RB	5-9	202	1/19/99	2	Northern Colorado	Sacramento, Calif.	FA-'23
8	Duggan, Max	QB	6-1	207	3/12/01	1	TCU	Council Bluffs, Iowa	D7-'23
48	Dupree, Bud	OLB	6-4	269	2/12/93	10	Kentucky	Macon, Ga.	FA-'24
43	Dye, Troy	LB	6-3	225	9/18/96	5	Oregon	Norco, Calif.	UFA (Min)-'24
92	Eboigbo, Justin	DL	6-5	292	4/9/01	R	Michigan	Forest Park, Ga.	D4-'24
4	Edwards, Gus	RB	6-1	238	4/13/95	7	Rutgers	Staten Island, N.Y.	UFA (Bal)-'24
98	Farmer II, Andrew	OLB	6-4	250	4/19/00	2	Lane (Tenn.)	Jacksonville, Fla.	FA-'23
87	Fehoko, Simi	WR	6-4	218	11/5/97	4	Stanford	Salt Lake City, Utah	PS (Pit)-'23
24	Finley, AJ	S	6-0	188	9/14/01	2	Mississippi	Mobile, Ala.	FA-'23
95	Ford, Poona	DL	5-11	310	11/19/95	7	Texas	Hilton Head, S.C.	UFA (Buf)-'24
56	Fox, Morgan	DL	6-3	275	9/12/94	8	Colorado State-Pueblo	Fountain, Colo.	FA-'22
7	Fulton, Kristian	CB	5-11	197	9/3/98	5	Louisiana State	New Orleans, La.	UFA (Ten)-'24
40o	Gill, Jaelen	WR	6-0	185	11/17/99	R	Fresno State	Columbus, Ohio	FA-'24
32	Gilman, Alohi	S	5-10	201	9/17/97	5	Notre Dame	Laie, Hawaii	D6-'20
23	Hankins, Matt	CB	5-11	185	2/22/99	1	Iowa	Lewisville, Texas	FA-'23
41d	Harper, Thomas	S	5-10	195	11/5/00	R	Notre Dame	Knoxville, Tenn.	FA-'24
47	Harris, Josh	LS	6-1	224	4/27/89	13	Auburn	Carrollton, Ga.	UFA (Atl)-'22
20	Hart, Cam	CB	6-2	207	12/5/00	R	Notre Dame	Baltimore, Md.	D5b-'24
49	Heins, Zach	TE	6-7	260	4/21/00	R	South Dakota State	Sioux Falls, S.D.	FA-'24
0	Henley, Daiyan	LB	6-0	225	11/18/99	2	Washington State	Los Angeles, Calif.	D3-'23
10	Herbert, Justin	QB	6-6	236	3/10/98	5	Oregon	Eugene, Ore.	D1a-'20
91	Hinton, Christopher	DL	6-4	310	9/14/00	2	Michigan	Johns Creek, Ga.	FA-'22
88	Hurst, Hayden	TE	6-4	245	8/24/93	7	South Carolina	Jacksonville, Fla.	FA-'24
54	Jackson, Savion	OLB	6-2	290	11/9/99	R	North Carolina State	Clayton, N.C.	FA-'24
64	James, Brenden	OL	6-5	300	5/28/99	4	Nebraska	Austin, Texas	D5-'21
3	James Jr., Derwin	S	6-2	215	8/3/96	7	Florida State	Haines City, Fla.	D1-'18
51	Jean-Baptiste, Jeremiah	LB	6-2	230	5/31/01	R	Mississippi	Florida City, Fla.	FA-'24
37	Jefferson, Tony	S	5-11	212	1/27/92	10	Oklahoma	Chula Vista, Calif.	FA-'24
86	Johnson, Cornelius	WR	6-3	208	11/29/00	R	Michigan	Greenwich, Conn.	D7b-'24
39o	Johnson, Jaylen	WR	6-2	194	5/26/00	R	East Carolina	Duluth, Ga.	FA-'24
35o	Johnson, Leon	WR	6-5	215	6/12/01	R	Oklahoma State	Bothell, Wash.	FA-'24
77	Johnson, Zion	G	6-3	316	11/18/99	3	Boston College	Bowie, Md.	D1-'22
1	Johnston, Quentin	WR	6-2	208	9/6/01	2	TCU	Temple, Texas	D1-'23
40d	Kennedy, Robert	CB	5-10	188	9/30/99	R	North Carolina State	Jeannette, Pa.	FA-'24
65	Laing, Brent	C	6-3	304	6/3/99	1	Minnesota Duluth	Lakeville, Minn.	FA-'23
67	Leatherwood, Alex	T	6-5	312	1/5/99	3	Alabama	Pensacola, Fla.	FA-'24
50d	Lee, Shane	LB	6-0	240	12/12/00	R	Southern California	Burtonsville, Md.	FA-'24
33	Leonard, Deane	DB	6-0	195	11/20/99	3	Mississippi	Calgary, Alberta, Canada	D7a-'22
52	Mack, Khalil	OLB	6-3	269	2/22/91	11	Buffalo	Fort Pierce, Fla.	T (Chi)-'22
78	Mason, Micheal	DL	6-3	280	11/29/00	R	Coastal Carolina	Florence, S.C.	FA-'24
99	Matlock, Scott	DL	6-4	296	6/28/00	2	Boise State	Homedale, Idaho	D6-'23
15	McConkey, Ladd	WR	6-0	185	11/11/01	R	Georgia	Chatsworth, Ga.	D2-'24
71	McFadden, Jordan	OL	6-2	303	11/16/99	2	Clemson	Spartanburg, S.C.	D5-'23
74	McLellan, Tyler	T	6-8	355	7/21/99	R	Campbell	North Charleston, S.C.	FA-'24
57	Morris-Brash, Tre'Mon	OLB	6-2	245	9/29/00	R	Central Florida	Richmond, Va.	FA-'24
31	Niemann, Nick	LB	6-3	234	12/2/97	4	Iowa	Sycamore, Ill.	D6a-'21
93	Ogbonnia, Otitio	DL	6-4	320	8/25/00	3	UCLA	Houston, Texas	D5-'22
69	Okoye, CJ	DL	6-6	315	10/20/01	1	-	Abuja, Nigeria	FA-'23
5	Palmer, Joshua	WR	6-1	210	9/22/99	4	Tennessee	Brampton, Ontario, Canada	D3a-'21
89	Parham Jr., Donald	TE	6-8	237	8/16/97	5	Stetson	Lakeland, Fla.	FA-'20
66o	Patrick, Willis	G	6-4	338	5/31/00	R	TCU	Grand Prairie, Texas	FA-'24
34	Patterson, Jaret	RB	5-8	195	12/23/99	2	Buffalo	Glendale, Md.	FA-'23
11o	Perez, Luis	QB	6-3	218	8/26/94	1	Texas A&M-Commerce	San Diego, Calif.	FA-'24
6	Perryman, Denzel	LB	5-11	240	12/5/92	10	Miami	Coral Gables, Fla.	UFA (Hou)-'24
35d	Phillips, JalyN	S	6-1	205	8/20/01	R	Clemson	Lawrenceville, Ga.	FA-'24
79	Pipkins III, Trey	T	6-6	307	9/5/96	6	Sioux Falls	Apple Valley, Minn.	D3-'19
58	Quarterman, Shaq	LB	6-0	234	10/28/97	5	Miami	Orange Park, Fla.	FA-'24
82	Rice, Brenden	WR	6-3	210	3/18/02	R	Southern California	Chandler, Ariz.	D7a-'24
94	Rumph II, Chris	OLB	6-2	244	10/19/98	4	Duke	Gainesville, Fla.	D4-'21
68	Salyer, Jamaree	OL	6-4	325	7/13/00	3	Georgia	Atlanta, Ga.	D6a-'22
26	Samuel Jr., Asante	CB	5-10	180	10/3/99	4	Florida State	Fort Lauderdale, Fla.	D2-'21
73	Sarell, Foster	T	6-6	322	8/28/98	3	Stanford	Tacoma, Wash.	FA-'21
16	Scott, JK	P	6-5	208	10/30/95	6	Alabama	Denver, Colo.	FA-'22
59	Shelby, Ty	OLB	6-3	249	10/14/98	1	Louisiana-Monroe	Houston, Texas	FA-'22
70	Slater, Rashawn	T	6-4	315	3/26/99	4	Northwestern	Sugar Land, Texas	D1-'21
84	Smarter, Stone	TE	6-4	226	10/4/98	3	Old Dominion	Sacramento, Calif.	FA-'22
28	Spill, Isaiah	RB	6-1	215	8/9/01	3	Texas A&M	Spring, Texas	D4-'22
2	Stick, Easton	QB	6-1	224	9/15/95	6	North Dakota State	Omaha, Neb.	D5-'19
29	Still, Tarheeb	CB	6-1	196	6/9/02	R	Maryland	Sicklerville, N.J.	D5a-'24
36	Taylor, Ja'Sir	DB	5-10	185	1/8/99	3	Wake Forest	Asbury Park, N.J.	D6b-'22
45	Tuipulotu, Tuli	OLB	6-3	266	9/3/02	2	Southern California	Hawthorne, Calif.	D2-'23
30	Vidal, Kimani	RB	5-8	215	8/28/01	R	Troy	Marietta, Ga.	D6-'24
39d	Walton, Zamari	CB	6-3	185	5/31/99	R	Mississippi	Melbourne, Fla.	FA-'24
60	Williams, Bucky	C/G	6-3	300	3/20/00	R	Appalachian State	Ringgold, Ga.	FA-'24
83	Wooden, Isaiah	WR	5-9	170	2/3/00	R	Southern Utah	San Diego, Calif.	FA-'24
22	Woods, JT	S	6-2	193	6/10/00	3	Baylor	San Antonio, Texas	D3-'22

## HOW THE 2024 CHARGERS WERE BUILT

YEAR	NFL DRAFT	FREE AGENCY	TRADE/WAIVERS
<b>2016</b>	OLB Joey Bosa (1)		
<b>2017</b>			
<b>2018</b>	S Derwin James Jr. (1)		
<b>2019</b>	T Trey Pipkins III (3) QB Easton Stick (5)	WR Jalen Guyton	
<b>2020</b>	S Alohi Gilman (6) QB Justin Herbert (1a)	TE Donald Parham Jr.	
<b>2021</b>	OL Brenden Jaimes (5) LB Nick Niemann (6a) WR Joshua Palmer (3a) OLB Chris Rumph II (4) CB Asante Samuel Jr. (2) T Rashawn Slater (1)	T Foster Sarell	
<b>2022</b>	G Zion Johnson (1) DB Deane Leonard (7a) DL Otito Ogbonnia (5) OL Jamaree Salyer (6a) RB Isaiah Spiller (4) DB Ja'Sir Taylor (6a) S JT Woods (3)	K Cameron Dicker DL Morgan Fox LS Josh Harris (UFA-Atl) DL Christopher Hinton P JK Scott OLB Ty Shelby (UDFA) TE Stone Smartt (UDFA)	OLB Khalil Mack (T-Chi)
<b>2023</b>	WR Derius Davis (4) QB Max Duggan (7) LB Daiyan Henley (3) WR Quentin Johnston (1) DL Scott Matlock (6) OL Jordan McFadden (5) OLB Tuli Tuipulotu (2)	DL Jerrod Clark (UDFA) RB Elijah Dotson (UDFA) OLB Andrew Farmer II (UDFA) WR Simi Fehoko (PS-Pit) S AJ Finley (UDFA) CB Matt Hankins DL CJ Okoye (IPP) RB Jaret Patterson	
<b>2024</b>	T Joe Alt (1) LB Junior Colson (3) DL Justin Eboigbe (4) CB Cam Hart (5b) WR Cornelius Johnson (7b) WR Ladd McConkey (2) WR Brenden Rice (7a) CB Tarheeb Still (5a) Kimani Vidal (6)	G Karsen Barnhart (UDFA) TE Luke Benson (UDFA) C Bradley Bozeman WR DJ Chark Jr. OLB Chris Collins (UDFA) S Akeem Dent (UDFA) TE Will Dissly RB J.K. Dobbins (UFA-Bal) OLB Bud Dupree LB Troy Dye (UFA-Min) RB Gus Edwards (UFA-Bal) DL Poona Ford (UFA-Buf) CB Kristian Fulton (UFA-Ten) WR Jaelen Gill (UDFA) S Thomas Harper (UDFA) TE Zach Heins (UDFA) TE Hayden Hurst OLB Savion Jackson (UDFA) LB Jeremiah Jean-Baptiste (UDFA) S Tony Jefferson WR Leon Johnson (UDFA) WR Jaylen Johnson (UDFA) CB Robert Kennedy (UDFA) T Alex Leatherwood LB Shane Lee (UDFA) DL Micheal Mason (UDFA) T Tyler McLellan (UDFA) LB Tre'Mon Morris-Brash (UDFA) G Willis Patrick (UDFA) QB Luis Perez LB Denzel Perryman (UFA-Hou) S Jalyn Phillips (UDFA) LB Shaq Quarterman CB Zamari Walton (UDFA) C/G Bucky Williams (UDFA) WR Isaiah Wooden	



# 2024 LOS ANGELES CHARGERS DEPTH CHART

Depth Chart is unofficial and compiled by Chargers Communications

## OFFENSE

<b>WR</b>	1	Quentin Johnston	87	Simi Fehoko	<u>82</u>	Brenden Rice	<u>35</u>	Leon Johnson	
<b>LT</b>	70	Rashawn Slater	73	Foster Sarell	<u>74</u>	Tyler McLellan			
<b>LG</b>	77	Zion Johnson	71	Jordan McFadden	<u>61</u>	Karsen Barnhart			
<b>C</b>	75	Bradley Bozeman	64	Brenden Jaimes	65	Brent Laing	<u>60</u>	Bucky Williams	
<b>RG</b>	79	Trey Pipkins III	68	Jamaree Salyer	<u>66</u>	Willis Patrick			
<b>RT</b>	<u>76</u>	Joe Alt	67	Alex Leatherwood					
<b>TE</b>	88	Hayden Hurst	<b>-OR-</b>	81	Will Dissly	89	Donald Parham Jr.	84	Stone Smartt
						<u>49</u>	Zach Heins	<u>41</u>	Luke Benson
<b>WR</b>	5	Joshua Palmer	15	Ladd McConkey	<u>39</u>	Jaylen Johnson	<u>40</u>	Jaalen Gill	
<b>WR</b>	9	DJ Chark	12	Derius Davis	<u>86</u>	Cornelius Johnson	<u>83</u>	Isaiah Wooden	
<b>QB</b>	10	Justin Herbert	2	Easton Stick	8	Max Duggan	11	Luis Perez	
<b>RB</b>	27	J.K. Dobbins	<b>-OR-</b>	4	Gus Edwards	28	Isaiah Spiller	34	Jaret Patterson
						<u>42</u>	Elijah Dotson	<u>30</u>	Kimani Vidal

## DEFENSE

<b>EDGE</b>	52	Khalil Mack	48	Bud Dupree	94	Chris Rumph II	59	Ty Shelby
							<u>53</u>	Chris Collins
<b>DL</b>	56	Morgan Fox	99	Scott Matlock	69	CJ Okoye		
<b>DL</b>	95	Poona Ford	91	Christopher Hinton	72	Jerrod Clark		
<b>DL</b>	93	Otito Ogbonnia	<u>92</u>	Justin Eboigbe	<u>78</u>	Micheal Mason		
<b>EDGE</b>	97	Joey Bosa	45	Tuli Tuipulotu	98	Andrew Farmer II	57	Tre'Mon Morris-Brash
							<u>54</u>	Savion Jackson
<b>LB</b>	6	Denzel Perryman	43	Troy Dye	<u>25</u>	Junior Colson	<u>51</u>	Jeremiah Jean-Baptiste
<b>LB</b>	0	Daiyan Henley	31	Nick Niemann	<u>50</u>	Shane Lee	58	Shaq Quarterman
<b>CB</b>	26	Asante Samuel Jr.	36	Ja'Sir Taylor	23	Matt Hankins	<u>20</u>	Cam Hart
							<u>40</u>	Robert Kennedy
<b>S</b>	3	Derwin James Jr.	24	AJ Finley	37	Tony Jefferson	<u>35</u>	Jalyn Phillips
<b>S</b>	32	Alohi Gilman	22	JT Woods	<u>41</u>	Thomas Harper	<u>46</u>	Akeem Dent
<b>CB</b>	7	Kristian Fulton	33	Deane Leonard	<u>29</u>	Tarheeb Still	<u>39</u>	Zamari Walton

## SPECIALISTS

<b>K</b>	11	Cameron Dicker				
<b>P</b>	16	JK Scott				
<b>KO</b>	11	Cameron Dicker				
<b>H</b>	16	JK Scott				
<b>LS</b>	47	Josh Harris				
<b>KR</b>	12	Derius Davis	<u>15</u>	Ladd McConkey	42	Elijah Dotson
<b>PR</b>	12	Derius Davis	<u>15</u>	Ladd McConkey	42	Elijah Dotson

**NOTE:** Rookies are underlined

# 2024 LOS ANGELES CHARGERS PRONUNCIATION GUIDE

<b>JERROD</b> Clark .....juh-ROD	Brenden <b>JAIMES</b> .....HIGH-miss	Foster <b>SARELL</b> .....SUH-rell
Max <b>DUGGAN</b> .....DUG-in	<b>ZION</b> Johnson .....ZEYE-uhn	<b>RASHAWN</b> Slater.....ruh-SHAWN
Justin <b>EBOIGBE</b> ..... ee-BOYG-bee	<b>TRE'MON</b> Morris-Brash .....TRAY-mon	<b>JA'SIR</b> Taylor .....JAH-sear
<b>SIMI FEHOKO</b> .....SIM-ee fuh-HO-ko	Nick <b>NIEMANN</b> .....KNEE-min	<b>TULI TUIPULOTU</b> .....
<b>ALOH</b> I Gilman.....uh-LOW-hee	<b>OTITO OGBONNIA</b> ..oh-TEET-oh oh-BONE-yuh	.....TOO-lee TOO-ee-poo-LOW-too
<b>DAIYAN</b> Henley .....DAY-on	Donald <b>PARHAM</b> Jr. ....par-HAM	Kimani <b>VIDAL</b> .....VIE-dell
<b>SAVION</b> Jackson .....SAY-vee-on	Jamaree <b>SALYER</b> .....SAL-yur	

## 2024 TRANSACTIONS BY DATE

Jan. 9	Signed OLB Brevin Allen, DL Jerrod Clark, RB Elijah Dotson, QB Max Duggan, WR Simi Fehoko, CB Matt Hankins, C Brent Laing, DL CJ Okoye and CB Chris Wilcox to Reserve/Future contracts.	March 19	Signed LB Denzel Perryman.	May 29	Signed T Alex Leatherwood.
Jan. 10	Signed RB Jaret Patterson to Reserve/Future contract.	March 28	Signed CB Kristian Fulton.	June 5	Released C Corey Linsley.
Jan. 11	Signed DL Christopher Hinton to Reserve/Future contract.	April 2	Signed FB/TE Ben Mason. Re-signed K Cameron Dicker.	June 14	Signed S Tony Jefferson and WR Praise Olatoke.
March 5	Extended exclusive rights tenders to K Cameron Dicker and T Foster Sarell. Released LB Eric Kendricks.	April 18	Signed RB J.K. Dobbins.	June 20	Signed WR Ladd McConkey.
March 8	Re-signed T Foster Sarell.	May 6	Signed WR DJ Chark.	July 17	Declared Non-Football Illness for LB Junior Colson.
March 12	Waived T Andrew Trainer and CB Amechi Uzodinma.	May 10	Signed G Karsen Barnhart, QB Casey Bauman, TE Luke Benson, LB Junior Colson, S Akeem Dent, WR Jaelen Gill, S Thomas Harper, CB Cam Hart, TE Zach Heins, OLB Savion Jackson, LB Jeremiah Jean-Baptiste, WR Cornelius Johnson, WR Jaylen Johnson, WR Leon Johnson, CB Robert Kennedy, LB Shane Lee, DL Micheal Mason, T Tyler McLellan, OLB Tre'Mon Morris-Brash, G Willis Patrick, S Jalyn Phillips, WR Brenden Rice, T Tyler Smith, CB Tarheeb Still, RB Kimani Vidal, CB Zamari Walton and C/G Bucky Williams.	July 30	Remove LB Junior Colson from Active/Non-Football Illness.
March 13	Re-signed S Alohi Gilman. Signed TE Will Dissly. Released WR Mike Williams.	May 13	Signed OLB Bud Dupree.	Aug. 6	Waived OLB Savion Jackson.
March 15	Traded WR Keenan Allen to Chicago for 2024 fourth-round selection.	May 14	Signed OLB Chris Collins. Waived OLB Brevin Allen.	Aug. 7	Signed QB Luis Perez.
March 16	Re-signed QB Easton Stick. Signed RB Gus Edwards, DL Poona Ford and TE Hayden Hurst.	May 16	Signed DL Justin Eboigbe.	Aug. 12	Signed WR Isaiah Wooden. Waived QB Casey Bauman and WR Praise Olatoke.
March 18	Signed C Bradley Bozeman and LB Troy Dye.	May 23	Waived T Tyler Smith.	Aug. 13	Signed OLB Savion Jackson and LB Shaq Quarterman. Waived CB Chris Wilcox. Waived/Injured FB/TE Ben Mason.

## 2024 TRANSACTIONS BY PLAYER

### Allen, Brevin — OLB

Jan. 9 Signed to Reserve/Future contract  
May 14 Waived

### Allen, Keenan — WR

March 15 Traded to Chicago

### Barnhart, Karsen — G

May 10 Signed

### Bauman, Casey — QB

May 10 Signed  
Aug. 12 Waived

### Benson, Luke — TE

May 10 Signed

### Bozeman, Bradley — C

March 18 Signed

### Chark, DJ — WR

May 16 Signed

### Clark, Jerrod — DL

Jan. 9 Signed to Reserve/Future contract

### Collins, Chris — OLB

May 14 Signed

### Colson, Junior — LB

May 10 Signed  
July 17 Declared Non-Football Illness  
July 30 Passed Physical

### Dent, Akeem — S

May 10 Signed

### Dicker, Cameron — K

March 5 Extended exclusive rights tender  
April 2 Re-signed

### Dobbins, J.K. — RB

April 18 Signed

### Dotson, Elijah — RB

Jan. 9 Signed to Reserve/Future contract

### Duggan, Max — QB

Jan. 9 Signed to Reserve/Future contract

### Dupree, Bud — OLB

May 13 Signed

### Dye, Troy — LB

March 18 Signed

### Eboigbe, Justin — DL

May 16 Signed

### Edwards, Gus — RB

March 16 Signed

### Fehoko, Simi — WR

Jan. 9 Signed to Reserve/Future contract

### Ford, Poona — DL

March 16 Signed

### Fulton, Kristian — CB

April 2 Signed

### Gill, Jaelen — WR

May 10 Signed

### Gilman, Alohi — S

March 13 Re-signed

### Hankins, Matt — CB

Jan. 9 Signed to Reserve/Future contract

### Harper, Thomas — S

May 10 Signed

### Hart, Cam — CB

May 10 Signed

### Heins, Zach — TE

May 10 Signed

### Hinton, Christopher — DL

Jan. 11 Signed to Reserve/Future contract

### Hurst, Hayden — TE

March 16 Signed

### Hurst, Savion — OLB

May 10 Signed

Aug. 6 Waived

Aug. 13 Signed

### Jean-Baptiste, Jeremiah — LB

May 10 Signed

### Jefferson, Tony — S

June 14 Signed

### Johnson, Cornelius — WR

May 10 Signed

### Johnson, Jaylen — WR

May 10 Signed

### Johnson, Leon — WR

May 10 Signed

### Kendricks, Eric — LB

March 5 Signed

### Kennedy, Robert — CB

May 10 Signed

### Laing, Brent — C

Jan. 9 Signed to Reserve/Future contract

### Leatherwood, Alex — T

May 29 Signed

### Lee, Shane — LB

May 10 Signed

### Linsley, Corey — C

June 5 Released

### Mason, Ben — FB/TE

April 2 Signed

Aug. 13 Waived/Injured

### Mason, Micheal — DL

May 10 Signed

### McConkey, Ladd — WR

June 20 Signed

### McLellan, Tyler — T

May 10 Signed

### Morris-Brash, Tre'Mon — OLB

May 10 Signed

### Okoye, CJ — DL

Jan. 9 Signed to Reserve/Future contract

### Olatoko, Praise — WR

June 14 Signed

Aug. 12 Waived

### Patrick, Willis — G

May 10 Signed

### Patterson, Jaret — RB

Jan. 10 Signed to Reserve/Future contract

### Perez, Luis — QB

Aug. 7 Signed

### Perryman, Denzel — LB

March 19 Signed

### Phillips, Jalyn — S

May 10 Signed

### Quarterman, Shaq — LB

Aug. 13 Signed

### Rice, Brenden — WR

May 10 Signed

### Sarell, Foster — T

March 5 Extended exclusive rights tender

March 8 Re-signed

### Smith, Tyler — T

May 10 Signed

May 23 Waived

### Stick, Easton — QB

March 16 Signed

### Still, Tarheeb — CB

May 10 Signed

### Trainer, Andrew — T

March 12 Waived

### Wilcox, Chris — CB

Jan. 9 Signed to Reserve/Future contract

### Uzodinma, Amechi — CB

March 12 Waived

### Vidal, Kimani — RB

May 10 Signed

### Walton, Zamari — CB

May 10 Signed

### Wilcox, Chris — CB

Aug. 13 Waived

### Williams, Bucky — C/G

May 10 Signed

### Williams, Mike — WR

March 13 Released

### Wooden, Isaiah — WR

Aug. 12 Signed




# MEDIA INFORMATION



SoFi Stadium

## SEATING MAP



CHARGERS.COM

**GAME-DAY MEDIA PARKING:** Media attending Chargers home games have been assigned reserved areas to park at SoFi Stadium. All parking will be distributed electronically. As a reminder, parking is limited and is being provided as a courtesy.

**MEDIA ENTRANCE:** All credentialed media must enter through southeast media gate between entries 10 & 11 near Media Will Call and are subject to search procedures. Please be prepared to open all cases and bags for inspection by SoFi Stadium security personnel. All items will be inspected and tagged for security purposes. Please make sure bags are identifiable and limit carry-in items to only what is necessary. Please remove any security tags from prior games.

**PRESS WILL CALL**  
Press Will Call is located at the southeast media gate between entries 10 & 11.

**PRESS BOX**  
Media can access the press box by entering SoFi Stadium through the southeast media gate. Once on the concourse, turn left and walk along the concourse around the South end zone until reaching elevators in the southwest corner of the stadium. Take the elevators up to level 7 to access the press box.

**CHARGERS MEDIA SITE**  
[Chargers.com/media](https://chargers.com/media) is available to assist media with coverage leading up to each game of the 2024 season. The media site contains digital copies of all press materials. Credential requests on the site must be submitted by the sports director, sports editor or photo editor to be considered.

**CHARGERS GAME RELEASE**  
Stats and notes in Los Angeles Chargers Game Releases are found utilizing a variety of sources, including STATS LLC, Sportradar, Stathead and the Elias Sports Bureau.

## LOS ANGELES CHARGERS COMMUNICATIONS CONTACTS

NAME	TITLE	EMAIL
Josh Rupprecht	Senior Vice President, Communications & Brand Messaging	Josh.Rupprecht@Chargers.NFL.com
Jennifer Rojas	Vice President, Marketing Communications & Alumni Affairs	Jennifer.Rojas@Chargers.NFL.com
Lauren Georgeson	Senior Manager, Corporate Marketing & Communications	Lauren.Georgeson@Chargers.NFL.com
Brock Anderson	Senior Manager, Football Communications	Brock.Anderson@Chargers.NFL.com
Leonie Strehl	Senior Coordinator, Marketing Communications & Alumni Affairs	Leonie.Strehl@Chargers.NFL.com
Ricky Martinez	Coordinator, Football Communications	Ricky.Martinez@Chargers.NFL.com