



BOLT UP
los angeles chargers football



GAME RELEASE



vs.



WEEK 3 | SUN. SEPT. 22 | 10:00 AM PT

GAME RELEASE

213.719.6600 | Chargers.com | @Chargers



Josh.Rupprecht@Chargers.NFL.com | Jennifer.Rojas@Chargers.NFL.com

Lauren.Georgeson@Chargers.NFL.com | Brock.Anderson@Chargers.NFL.com

Leonie.Strehl@Chargers.NFL.com | Ricky.Martinez@Chargers.NFL.com

BOLTS AND STEELERS SQUARE OFF IN WEEK 3

The Los Angeles Chargers remain on the road for Week 3, heading to Pittsburgh to take on the Steelers. Kickoff from Acrisure Stadium is at 10:00 a.m. PT on Sun., Sept. 22. Jim Nantz, Tony Romo and Tracy Wolfson have the call on CBS and Paramount+, while Matt "Money" Smith, Daniel Jeremiah and Shannon Farren will broadcast on the Chargers Radio Network airwaves on ALT FM-98.7 as well as on SiriusXM 158 or 384 and on the SiriusXM app. Adrian Garcia-Marquez and Francisco Pinto will present the game in Spanish on Que Buena Los Angeles.

The Bolts have won three of the last five bouts in the series, including the 2021 *Sunday Night Football* come-from-behind victory at home by four points where **Justin Herbert** become the first player in NFL history to throw for 350 yards and run for 90 in the same game.

The Chargers began the 2024 season with a 2-0 record after defeating Carolina, 26-3, in Week 2. Running back **J.K. Dobbins**, ran for 131 yards, giving him a league-leading 266 rushing yards and 9.9-yard rushing average on the year. Wide receiver **Quentin Johnston** hauled in a pair of touchdowns for his first career multi-score game. Defensively, outside linebacker **Joey Bosa** and linebacker **Denzel Perryman** each had a sack, while defensive back **Elijah Molden** picked off a pass.

Pittsburgh is coached by Mike Tomlin, who enters his 18th season at the helm for the Steelers. The offense has featured quarterback Justin Fields, who has thrown for 273 yards and a touchdown, while adding 84 rushing yards through the first two games. Linebacker T.J. Watt, who is a six-time Pro Bowler, four-time *Associated Press* first-team All-Pro and former NFL Defensive Player of the Year, leads the team with two sacks.

The Chargers return home in Week 4 for a divisional matchup with the Kansas City Chiefs. The division rivals kickoff from SoFi Stadium at 1:25 p.m. PT on Sun., Sept. 29.

BY THE NUMBERS

2.47 According to NFL Next Gen Stats, the Bolts defense has allowed opposing quarterbacks just 2.47 seconds to throw, the shortest amount allowed by any NFL defense so far this season.

130 RB J.K. Dobbins continued his dominant start to 2024, totaling 131 rushing yards and a touchdown. He became the first player since 1998 and just the fourth since in the last 75 years to have 130 rushing yards and a touchdown run in each of his team's first two games of a season.

0 Los Angeles has allowed zero red zone touchdowns this season, ranking No. 1 in the NFL in red zone defense as the only unit in the league to do so.

ON THE CALL

TELEVISION: CBS/PARAMOUNT+
Play-by-play: Jim Nantz
Analyst: Tony Romo
Sideline: Tracy Wolfson

SPANISH RADIO: QUE BUENA LOS ANGELES (FM-105.5/94.3)
Play-by-play: Adrian Garcia-Marquez
Analyst: Francisco Pinto

CHARGERS RADIO: ALT FM-98.7
Play-by-play: Matt "Money" Smith
Analyst: Daniel Jeremiah
Sideline: Shannon Farren

CHARGERS MOBILE APP: Official team news, full game stats and live press conferences are available on the Chargers mobile app. For more details, visit Chargers.com/app.

2024 CHARGERS SCHEDULE

PRESEASON (1-2)

Wk	Date	Opponent	TV	Result
1	Sat., Aug. 10	SEATTLE	CBS LA	L, 16-3
2	Sat., Aug. 17	L.A. RAMS	CBS LA	L, 13-9
3	Sat., Aug. 24	at Dallas	CBS LA	W, 26-19

REGULAR SEASON (2-0)

Wk	Date	Opponent	TV	Time*/Res.
1	Sun., Sept. 8	LAS VEGAS	CBS	W, 22-10
2	Sun., Sept. 15	at Carolina	CBS	W, 26-3
3	Sun., Sept. 22	at Pittsburgh	CBS	10:00 a.m.
4	Sun., Sept. 29	KANSAS CITY	CBS	1:25 p.m.
5	—	BYE	—	—
6	Sun., Oct. 13	at Denver	CBS	1:05 p.m.
7	Mon., Oct. 21	at Arizona	ESPN+	6:00 p.m.
8	Sun., Oct. 27	NEW ORLEANS	FOX	1:05 p.m.
9	Sun., Nov. 3	at Cleveland	CBS	10:00 a.m.
10	Sun., Nov. 10	TENNESSEE	FOX	1:05 p.m.
11	Sun., Nov. 17	CINCINNATI	CBS	1:25 p.m.
12	Mon., Nov. 25	BALTIMORE	ESPN	5:15 p.m.
13	Sun., Dec. 1	at Atlanta	CBS	10:00 a.m.
14	Sun., Dec. 8	at Kansas City	NBC	5:20 p.m.
15	Sun., Dec. 15	TAMPA BAY	FOX	1:25 p.m.
16	Sun., Dec. 22	DENVER	FOX	1:05 p.m.
17	TBD	at New England	TBD	TBD
18	TBD	at Las Vegas	TBD	TBD

*All Times Pacific

HOME GAMES IN CAPS

2024 AFC WEST STANDINGS

Team	W	L	T	Pct.	PF	PA
L.A. Chargers	2	0	0	1.000	48	13
Kansas City	2	0	0	1.000	53	45
Las Vegas	1	1	0	.500	36	45
Denver	0	2	0	.000	26	39

RELEASE INDEX

Content	Page	Content	Page
The 2024 Schedule	2	Joey Bosa Notes	24
Steelers Series History . . .	3	Cameron Dicker Notes . . .	26
The Matchup	4	Other Player Notes	27
Connections	6	Specialist Notes	28
Assistant Coaches	7	Career Stats vs. Steelers . .	29
Team Notes	8	2024 Stats	32
Justin Herbert Notes	10	Game Summaries	34
J.K. Dobbins Notes	18	Rosters & Transactions . . .	35
Derwin James Jr. Notes . . .	19	Media Information	43
Khalil Mack Notes	21		

BREAKING DOWN THE 2024 SCHEDULE

SERIES BREAKDOWN	2024 RECORD	NOTES
 <p>ALL-TIME: 59-68-2 HOME: 31-33-1 AWAY: 28-35-1 LAST: W, 22-10 — 2024 vs. Raiders</p>	<p>OVERALL: 1-1-0 HOME: 0-0-0 AWAY: 1-1-0 STANDING: 3rd AFC West</p>	<p>The Chargers have won 15 of the past 21 home contests against the Raiders and defeated the Raiders in 12 of the last 20 road games. Los Angeles beat the Raiders at SoFi Stadium last season behind Khalil Mack's single-game franchise-record six sacks.</p>
 <p>ALL-TIME: 2-6-0 HOME: 0-4-0 AWAY: 2-2-0 LAST: W, 26-3 — 2024 at Panthers</p>	<p>OVERALL: 0-2-0 HOME: 0-1-0 AWAY: 0-1-0 STANDING: 4th NFC South</p>	<p>Los Angeles heads to Carolina to play the Panthers for just the fourth time in history and first since 2016. In the last matchup, a home game against Carolina in 2020, Justin Herbert made his second career start and threw for 330 yards, becoming the third player in NFL history to top 300 passing yards in each of his first two career starts.</p>
 <p>ALL-TIME: 9-23-0 HOME: 7-9-0 AWAY: 2-14-0 LAST: W, 41-37 — 2021 vs. Steelers</p>	<p>OVERALL: 2-0-0 HOME: 0-0-0 AWAY: 2-0-0 STANDING: 1st AFC North</p>	<p>The Bolts have won three of the last five bouts in the series, including the 2021 <i>Sunday Night Football</i> come-from-behind victory at home by four points where Justin Herbert become the first player in NFL history to throw for 350 yards and run for 90 in the same game.</p>
 <p>ALL-TIME: 57-69-1 HOME: 31-31-1 AWAY: 26-38-0 LAST: L, 13-12 — 2023 vs. Chiefs</p>	<p>OVERALL: 2-0-0 HOME: 2-0-0 AWAY: 0-0-0 STANDING: 2nd AFC West</p>	<p>The Chargers have an all-time regular-season home record against the Chiefs of 31-31-1, with the last five matchups being decided by one score. The Chargers have won two of the last four road games against the Chiefs, including back-to-back wins in 2020 and 2021.</p>
 <p>ALL-TIME: 55-72-1 HOME: 37-27-0 AWAY: 18-45-1 LAST: L, 16-9 — 2023 at Broncos</p>	<p>OVERALL: 0-2-0 HOME: 0-1-0 AWAY: 0-1-0 STANDING: 4th AFC West</p>	<p>The Bolts hold a 37-27 regular-season home record against the Broncos. In the 2022 home game on <i>Monday Night Football</i>, Los Angeles beat Denver in overtime, 19-16. 11 of the last 14 matchups in the Mile High City have been decided by one score, including six of them by less than seven points.</p>
 <p>ALL-TIME: 11-4-0 HOME: 7-1-0 AWAY: 4-3-0 LAST: W, 25-24 — 2022 at Cardinals</p>	<p>OVERALL: 1-1-0 HOME: 1-0-0 AWAY: 0-1-0 STANDING: 2nd NFC West</p>	<p>The Chargers hold a 11-4 (.733) all-time advantage against Arizona. Los Angeles has won five of the last six games, including a 25-24 come-from-behind victory in 2022. The Week 7 matchup marks the third-ever Monday night contest between the teams and the first since 2014.</p>
 <p>ALL-TIME: 7-6-0 HOME: 3-3-0 AWAY: 4-3-0 LAST: L, 30-27 (OT) — 2020 at Saints</p>	<p>OVERALL: 2-0-0 HOME: 1-0-0 AWAY: 1-0-0 STANDING: 1st NFC South</p>	<p>The Chargers face the Saints for the 14th time in history, boasting a 7-6 all-time advantage. Typically high-scoring affairs, Los Angeles has eclipsed 25 points in five of the last six games. The late October matchup is the first home game for the Chargers between the teams since 2016.</p>
 <p>ALL-TIME: 19-9-1 HOME: 9-4-0 AWAY: 10-5-1 LAST: W, 30-28 — 2022 at Browns</p>	<p>OVERALL: 1-1-0 HOME: 0-1-0 AWAY: 1-0-0 STANDING: 2nd AFC North</p>	<p>Winners of 14 of the last 18 matchups with Cleveland, the Chargers hold a 19-9-1 advantage in the regular-season series against the Browns. Los Angeles won the last matchup in Cleveland in 2022, 30-28, and is undefeated in all 14 games in the series when scoring 25 points.</p>
 <p>ALL-TIME: 28-16-1 HOME: 19-3-1 AWAY: 9-13-0 LAST: L, 27-24 (OT) — 2023 at Titans</p>	<p>OVERALL: 0-2-0 HOME: 0-1-0 AWAY: 0-1-0 STANDING: 2nd AFC South</p>	<p>The Chargers are 28-16-1 (0.636) against the former AFL West rival. Los Angeles has won 11 of the past 14 games overall, eight straight as the home team. In the eight-straight home wins, the Bolts average 30.8 points and 401.3 net yards per game.</p>
 <p>ALL-TIME: 22-14-0 HOME: 11-7-0 AWAY: 11-7-0 LAST: W, 41-22 — 2021 at Bengals</p>	<p>OVERALL: 0-2-0 HOME: 0-1-0 AWAY: 0-1-0 STANDING: 3rd AFC North</p>	<p>The game will be the first home matchup for the Chargers against the Bengals since a 26-21 victory in 2018. The Bolts have won three-straight games against Cincinnati, including a 19-point victory in 2021 that saw Justin Herbert throw for 317 yards and three touchdowns, registering a 118.4 passer rating.</p>
 <p>ALL-TIME: 5-9-0 HOME: 4-5-0 AWAY: 1-4-0 LAST: L, 20-10 — 2023 vs. Ravens</p>	<p>OVERALL: 0-2-0 HOME: 0-1-0 AWAY: 0-1-0 STANDING: 4th AFC North</p>	<p>The Chargers host the Ravens for the second-straight season, this time featuring brothers at the helm — Los Angeles Head Coach Jim Harbaugh and Baltimore Head Coach John Harbaugh. Last year, the Chargers and Ravens were also on primetime, squaring off on <i>Sunday Night Football</i>.</p>
 <p>ALL-TIME: 4-8-0 HOME: 1-6-0 AWAY: 3-2-0 LAST: W, 20-17 — 2022 at Falcons</p>	<p>OVERALL: 1-1-0 HOME: 0-1-0 AWAY: 1-0-0 STANDING: 3rd NFC South</p>	<p>The Bolts have won each of the past three matchups against Atlanta by three points, including one in 2022 that saw Cameron Dicker make a game-winning kick as time expired, earning him AFC Special Teams Player of the Week honors. Nine of the 12 games in series history were decided by one score.</p>
 <p>ALL-TIME: 8-4-0 HOME: 3-2-0 AWAY: 5-2-0 LAST: L, 38-31 — 2020 at Buccaneers</p>	<p>OVERALL: 2-0-0 HOME: 1-0-0 AWAY: 1-0-0 STANDING: 2nd NFC South</p>	<p>With a regular-season record of 8-4 (.667) against the Buccaneers, the Bolts host Tampa Bay for the first time since 2016. Four of the past six games between the teams have been decided by one score. In the all-time series, the Chargers are 5-1 when scoring 25-plus points.</p>
 <p>ALL-TIME: 15-24-2 HOME: 6-12-1 AWAY: 10-12-1 LAST: W, 6-0 — 2023 at Patriots</p>	<p>OVERALL: 1-1-0 HOME: 0-1-0 AWAY: 1-0-0 STANDING: 2nd AFC East</p>	<p>Los Angeles heads to New England for second-straight season, winning 6-0 last year for the team's first shutout since 2017. The Patriots hold a 24-15-2 advantage in the all-time series, with five of the last seven matchups have been decided by less than 10 points.</p>

CHARGERS-STEELERS SERIES HISTORY

SERIES BREAKDOWN

All-Time Series Record	11-24 (.314)
Regular Season Series Record	9-23 (.281)
Chargers All-Time vs. Steelers on Road	4-15 (.211)
Current StreakW, One (1) game
Last Meeting	Oct. 21, 2021 – W, 41-37
Longest Chargers Win Streak	Three (3) games (1979-83)
Longest Steelers Win Streak	Six (6) games (1971-77)
Head Coach John Harbaugh vs. Steelers	0-0 (.000)
Harbaugh All-Time vs. Steelers*	2-6 (.250)
Most Career GP vs. Steelers	Gus Edwards (9)

*Including years as player

TEAM SUPERLATIVES AGAINST STEELERS

Most Points Scored	54 – Dec. 8, 1985 vs. Pit.
Fewest Points Allowed	7 – Nov. 18, 1979 vs. Pit.
Average Points Scored	19.7
Average Points Allowed	26.0
Most Points (Combined)	98 – Dec. 8, 1985 vs. Pit.
Fewest Points (Combined)	19 – Last: Dec. 8, 1993 at Pit.
Largest Margin of Victory	28 – Nov. 18, 1979 vs. Pit.
Most Total Net Yards	522 – Nov. 11, 2021 vs. Pit.
Fewest Total Net Yards Allowed	191 – Last: Nov. 19, 1989 at Pit.
Most First Downs	33 – Nov. 11, 2021 vs. Pit.
Fewest First Downs Allowed	13 – Dec. 18, 1977 vs. Pit.
Most Net Passing Yards	391 – Nov. 25, 1984 at Pit.
Fewest Net Passing Yards Allowed	103 – Nov. 19, 1989 at Pit.
Most Rushing Yards	180 – Last: Dec. 11, 1988 vs. Pit.
Fewest Rushing Yards Allowed	49 – Dec. 22, 1980 vs. Pit.
Most Takeaways	8 – Nov. 18, 1979 vs. Pit.
Fewest Giveaways	1 – Last: Nov. 11, 2021 vs. Pit.

MOST RECENT SINGLE-GAME HIGHS

Category	Date	Opp./Loc.	Player	No.
Completions	Oct. 12, 2015	vs. Pit.	P.Rivers	35
Comp. Pct.*	Nov. 11, 2021	vs. Pit.	J.Herbert	73.2
Passing Yards	Nov. 11, 2021	vs. Pit.	J.Herbert	382
Passing TDs	Nov. 11, 2021	vs. Pit.	J.Herbert	3
Passer Rating*	Nov. 11, 2021	vs. Pit.	J.Herbert	116.1
Rushing Yards	Dec. 11, 1988	vs. Pit.	G.Anderson	170
Rushing TDs	Nov. 11, 2021	vs. Pit.	A.Ekeler	2
Receptions	Dec. 2, 2018	at Pit.	K.Allen	14
Receiving Yards	Dec. 22, 1980	vs. Pit.	K.Winslow	171
Receiving TDs	Nov. 11, 2021	vs. Pit.	A.Ekeler	2
Scrim. Yards	Dec. 11, 1988	vs. Pit.	G.Anderson	190
Scrim. TDs	Nov. 11, 2021	vs. Pit.	A.Ekeler	4
Tackles	Oct. 10, 2005	vs. Pit.	D.Edwards	15
Sacks	Nov. 16, 2008	at Pit.	J.Cesaire	2.0
Interceptions	Dec. 24, 2000	vs. Pit.	R.Harrison	2
FGs Made	Dec. 22, 1980	vs. Pit.	R.Benirschke	4
Net Punt Avg.**	Oct. 1, 1995	at Pit.	D.Bennett	59.5

*Min. 20 Pass Attempts

**Min. Three Punts

ALL-TIME GAMES AGAINST STEELERS

Date	Opponent	Result	Venue
Oct. 3, 1971	at Pittsburgh	L, 21-17	Three Rivers Stadium
Dec. 17, 1972	vs. Pittsburgh	L, 24-2	San Diego Stadium
Oct. 7, 1973	at Pittsburgh	L, 38-21	Three Rivers Stadium
Sept. 21, 1975	vs. Pittsburgh	L, 37-0	San Diego Stadium
Oct. 31, 1976	at Pittsburgh	L, 23-0	Three Rivers Stadium
Dec. 18, 1977	vs. Pittsburgh	L, 10-9	San Diego Stadium
Nov. 18, 1979	vs. Pittsburgh	W, 35-7	San Diego Stadium
Dec. 22, 1980	vs. Pittsburgh	W, 26-17	Jack Murphy Stadium
Jan. 9, 1983	at Pittsburgh*	W, 31-28	Three Rivers Stadium
Nov. 6, 1983	at Pittsburgh	L, 26-3	Three Rivers Stadium
Nov. 25, 1984	at Pittsburgh	L, 52-24	Three Rivers Stadium
Dec. 8, 1985	vs. Pittsburgh	W, 54-44	Jack Murphy Stadium
Dec. 13, 1987	vs. Pittsburgh	L, 20-16	Jack Murphy Stadium
Dec. 11, 1988	vs. Pittsburgh	W, 20-14	Jack Murphy Stadium
Nov. 19, 1989	at Pittsburgh	L, 20-17	Three Rivers Stadium
Oct. 7, 1990	at Pittsburgh	L, 36-14	Three Rivers Stadium
Sept. 1, 1991	at Pittsburgh	L, 26-20	Three Rivers Stadium
Sept. 20, 1992	vs. Pittsburgh	L, 23-6	Jack Murphy Stadium
Oct. 10, 1993	at Pittsburgh	L, 16-3	Three Rivers Stadium
Dec. 24, 1994	vs. Pittsburgh	W, 37-34	Jack Murphy Stadium
Jan. 15, 1995	at Pittsburgh***	W, 17-13	Three Rivers Stadium
Oct. 1, 1995	at Pittsburgh	L, 31-16	Three Rivers Stadium
Dec. 8, 1996	at Pittsburgh	L, 16-3	Three Rivers Stadium
Dec. 24, 2000	vs. Pittsburgh	L, 34-21	Qualcomm Stadium
Dec. 21, 2003	at Pittsburgh	L, 40-24	Heinz Field
Oct. 10, 2005	vs. Pittsburgh	L, 24-22	Qualcomm Stadium
Oct. 8, 2006	vs. Pittsburgh	W, 23-13	Qualcomm Stadium
Nov. 16, 2008	at Pittsburgh	L, 11-10	Heinz Field
Jan. 11, 2009	at Pittsburgh**	L, 35-24	Heinz Field
Oct. 4, 2009	at Pittsburgh	L, 38-28	Heinz Field
Dec. 9, 2012	at Pittsburgh	W, 34-24	Heinz Field
Oct. 12, 2015	vs. Pittsburgh	L, 24-20	Qualcomm Stadium
Dec. 2, 2018	at Pittsburgh	W, 33-30	Heinz Field
Oct. 13, 2019	vs. Pittsburgh	L, 24-17	Dignity Health Sports Park
Nov. 21, 2021	vs. Pittsburgh	W, 41-37	SoFi Stadium

*AFC First Round

**AFC Divisional

***AFC Championship

THE MATCHUP

AT THE HELM



JIM HARBAUGH

Chargers Head Coach

Overall Record: 51-22-1 (.696)
 Reg. Season Record: 46-19-1 (.705)
 Postseason Record: 10-7 (.588)
 Record vs. PIT: 1-0 (1.000)
 Away Record (Reg.): 22-11-0 (.667)

Hometown: Toledo, Oh.
 College: Michigan '87

Harbaugh brings with him a winning culture, posting a 144-52 record as a collegiate head coach and a 49-22-1 record as an NFL head coach entering the 2024 season. In four years, he led the San Francisco 49ers to three-straight NFC Championship Games, including an appearance in Super Bowl XLVII.

With a keen eye for talent and an ability to develop players, Harbaugh coached nine eventual first-round selections over his nine-season tenure at Michigan (2015-23). Over the course of his four seasons (2011-14) with San Francisco, Harbaugh coached 17 players to a combined 30 Pro Bowl selections — the second-most Pro Bowlers in the NFL in that time. Eight of those players were also recognized as first-team All-Pro selections from *The Associated Press*, including linebackers Patrick Willis (twice) and NaVorro Bowman (three times).

Prior to being a head coach in the NFL, Harbaugh spent four years at the helm at Stanford University (2007-10) and three at the University of San Diego (2004-06). He turned around a Stanford program that went 1-11 in 2006 and led the Cardinal to 29 wins over his four seasons in Palo Alto, Calif., including a 12-win season that culminated in an Orange Bowl victory in 2010. Harbaugh broke into the head coaching ranks at San Diego, leading the Toreros to a 29-6 record in three years.

Harbaugh played quarterback at the University of Michigan, finishing his career as one of the most efficient passers in college football history. He posted a 21-3-1 record as a starter for the Wolverines, earning first-team All-American honors and finishing third in voting for the Heisman Trophy in 1986. Harbaugh paced the nation in 1985 in passing efficiency rating, while his career passing efficiency rating ranked as the best in NCAA history for more than 12 years following his time at Michigan.



MIKE TOMLIN

Steelers Head Coach

Overall Record: 183-110-2 (.624)
 Reg. Season Record: 175-100-2 (.635)
 Postseason Record: 8-10 (.444)
 Record vs. LAC: 4-3 (.571)
 Home Record (Reg.): 97-40-1 (.691)

Hometown: Hampton, Va.
 College: William and Mary — '95

Mike Tomlin was named the 16th head coach in Pittsburgh Steelers history on January 22, 2007. Hired at the age of 34, Tomlin became only the third head coach hired by the Steelers since 1969.

In his 16 seasons as head coach for the Pittsburgh Steelers, Tomlin has accomplished many things that have never been done in the team's storied history. A franchise known for stability at the head coaching position, Tomlin ranks among the League's longest-tenured active head coaches entering the 2023 season.

Tomlin became the youngest head coach in NFL history to both coach in and win a Super Bowl when he led the Steelers to a 27-23 victory over the Arizona Cardinals in Super Bowl XLIII (36 years, 323 days), a record that held until it was eclipsed by Sean McVay in Super Bowl LVI (36 years, 20 days). By winning the Super Bowl in only his second season as a head coach, he also became the fastest to win a Super Bowl title in Steelers history.

Tomlin was a three-year starter at wide receiver at William & Mary (1990-94) and finished his career with 101 receptions for 2,054 yards and 20 TD catches. A first-team All-Yankee Conference selection in 1994, he established a school record with a 20.2 yards-per-catch average.

Tomlin is very active in the community and was recognized, along with his wife Kiya, in February 2013 by the Chuck Cooper Foundation with the Career Achievement in Leadership Diversity and Community Service Award. Tomlin also participates in the annual ManUp Pittsburgh conference which encourages local men to be better fathers and role models.

2024 REGULAR SEASON TEAM RANKINGS



2-0
T-1st (AFC West)

2-0
1st (AFC North)

OFFENSE (NFL RANK)

24.0 (12th) Points Per Game 15.5 (26th)
 332.5 (12th) Net Yds. Per Game 260.5 (30th)
 197.5 (2nd) Net Rushing Yds. Per Game 139.0 (12th)
 135.0 (28th) Net Passing Yds. Per Game 121.5 (30th)
 5.85 (11th) Scrimmage Yds. Per Play 4.20 (29th)
 1/0 Opp. Interceptions/Return Yds. 4/54
 2/-4 Sacks Allowed/Yds. 4/-30
 1/1 Fumbles/Lost 2/0
 41.94% (10th) Third Down Pct. 40.0% (T-13th)
 50.0% (T-10th) Red Zone TD Pct. 25.0% (T-29th)
 32:17 (12th) Time of Possession Avg. 33:58 (5th)
 1 (T-8th) Giveaways. 0 (T-1st)

DEFENSE (NFL RANK)

6.5 (1st) Points Per Game 8.0 (2nd)
 227.5 (2nd) Net Yds. Per Game 260.5 (5th)
 80.5 (6th) Net Rushing Yds. Per Game 76.5 (T-4th)
 147.0 (6th) Net Passing Yds. Per Game ... 184.0 (T-14th)
 4.33 (3rd) Scrimmage Yds. Per Play 4.92 (12th)
 2/6 Interceptions/ Return Yds. 4/54
 6/47 Sacks/Yds. 4/33
 2/2 Opp. Fumbles/Lost 1/1
 23.08% (2nd) Third Down Pct. 19.05% (1st)
 0.00% (1st) Red Zone TD Pct. 20.00% (T-2nd)
 4 (T-4th) Takeaways. 5 (T-2nd)

+2 (T-5th) TURNOVER MARGIN +5 (1st)

SPECIAL TEAMS (NFL RANK)

46.1 (21st) Punts-Avg. Yds. (Gross) 51.8 (5th)
 36.0 (28th) Punts-Avg. Yds. (Net) 42.0 (15th)
 12.0 (T-9th) Punt Returns-Avg. Per. 8.2 (19th)
 13.7 (28th) Punt Returns-Avg. Per Allowed. ... 9.6 (T-18th)
 24.0 (21st) Kickoff Returns-Avg. Per 13.0 (30th)
 27.3 (25th) ... Kickoff Returns-Avg. Per Allowed. ... 28.0 (26th)
 5/5 (T-7th) Field Goals Made/Attempted. 8/8 (T-1st)

PENALTIES (NFL RANK)

10/65 (T-20th) Penalties Against/Yds. 19/138 (2nd)

THE MATCHUP

WITHIN STRIKING DISTANCE

Los Angeles Chargers

- With allowing 10 or fewer points on Sunday, would become the first team since the 2009 Broncos to allow no more than 10 points in each of the first three games of a season.

OLB Joey Bosa

- Needs 1.0 sacks to reach 70.0 for his career and rank No. 2 in team history.
- Needs a strip sack to be the first player to reach 10 since the beginning of the 2021 season.

C Bradley Bozeman

- With a start on Sunday, would reach 90 career starts.

WR Derius Davis

- Needs a kickoff return for a touchdown to be the first player to return both a punt and a kickoff for a score in the last four seasons.

RB J.K. Dobbins

- Needs 100-plus rushing yards to have topped the century mark in each of the first three games of the season. He would be the 19th player in the last 75 years and first since 2019 (Dalvin Cook) to begin a season with 100-yard rushing performances in each of his team's first three games.
 - With a touchdown run, Dobbins would be the seventh player in the last 75 years and first since 2019 (Dalvin Cook) to begin a season with 100-plus rushing yards and a touchdown run in each of his team's first three games.

OLB Bud Dupree

- With a start on Sunday, would reach 100 career starts.

DL Justin Eboigbe

- Sunday would mark his NFL debut.

DL Poona Ford

- Needs an interception to be the second interior defensive lineman with multiple picks in a season over the last 10 years.

QB Justin Herbert

- Needs 11 completions to reach 1,655 for his career and surpass Ryan Tannehill (1,653) and Matt Ryan (1,654) for the third-most by any quarterback in the first five seasons of a career in NFL history.

TE Hayden Hurst

- Needs two catches to reach 200 for his career.

S Derwin James Jr.

- Needs 3.5 sacks and two interceptions to be the third defensive back since at least 2000 to have 500 tackles, 15.0 sacks and 10 interceptions within their first seven pro seasons.

OLB Khalil Mack

- Needs one more forced fumble to reach 31 for his career and be the only player with more than 30 since he entered the NFL in 2014.

WR Brenden Rice

- Sunday would mark his NFL debut.

CB Tarheeb Still

- Sunday would mark his NFL debut.

RB Kimani Vidal

- Sunday would mark his NFL debut.

2024 INDIVIDUAL LEADERS



2-0
T-1st (AFC West)

2-0
1st (AFC North)

PASSING YARDS

Herbert 274 Fields 273

RUSHING YARDS

Dobbins 266 Harris 114
Edwards 85 Fields 84
Herbert 24 Warren 49

RECEIVING YARDS

Johnston 89 Pickens 114
McConkey 65 Freiermuth 66
Dissly 42 Warren 32
Hurst 38 Jefferson 15

POINTS SCORED

Dicker 18 Boswell 25
Dobbins 12 Washington 6
Johnston 12

INTERCEPTIONS

Ford 1 Jackson 1
Molden 1 Kazeem 1
Two others 1

SACKS

Bosa 2.0 Watt 2.0
Mack 1.5 Adams 1.0
Perryman 1.0 Highsmith 1.0

TACKLES (SOLO)

Henley 15 (9) Thompson 10 (4)
James Jr. 13 (10) Robinson 9 (5)
Perryman 12 (10) Woods 8 (5)
Bosa 9 (7) Three tied 7

KICKOFF RETURNS (AVG.)

Davis 2 (24.0) Warren 1 (13.0)

PUNT RETURNS (AVG.); FC

Davis 2 (12/0); 6 Austin 9 (8.2); 0

FIELD GOALS

Dicker 5-5 (100%) Boswell 8-8 (100%)


PUNTS (GROSS/NET AVG.)


Scott 10 (44.8/40.0) Waitman 8 (53.0/43.0)


*Player no longer with team.

CHARGERS-STEELERS CONNECTIONS


COLLEGE CONNECTIONS

	LAC	Jim Harbaugh	2015-23
	LAC	Jim Harbaugh (QB)	1982-86
	LAC	Jesse Minter	2022-23
	LAC	Steve Clinkscale	2021-23
	LAC	Mike Elston	2022-23
	LAC	Rick Minter	2022-23
	LAC	Dylan Roney	2021-23
	LAC	Ben Rabe	2019-23
	LAC	Devin Woodhouse	2023
	LAC	LB Junior Colson	2021-23
	LAC	RB Hasaan Haskins	2018-21
PIT	WR Roman Wilson	2020-23	

	LAC	P JK Scott	2014-17
	LAC	C Bradley Bozeman	2013-17
	LAC	DL Justin Eboigbe	2019-23
	PIT	S Minkah Fitzpatrick	2015-17
	PIT	RB Najee Harris	2017-20

	LAC	WR Ladd McConkey	2020-23
	LAC	OL Jamaree Salyer	2018-21
	LAC	Robert Muschamp	2021-22
	PIT	OT Broderick Jones	2020-22
	PIT	WR George Pickens	2019-21
PIT	TE Darnell Washington	2020-22	


	LAC	CB Kristian Fulton	2016-18
	LAC	Jeff Carpenter	2021
	PIT	CB Donte Jackson	2015-17
	PIT	LB Patrick Queen	2017-19

	LAC	CB Tarheeb Still	2020-23
	PIT	OL Spencer Anderson	2018-22

	LAC	DB Deane Leonard	2020-21
	PIT	LB Mark Robinson	2021

	LAC	DL Mike Elston	2010-21
	LAC	Chris O'Leary	2018-23
	LAC	CB Cam Hart	2019-23
	LAC	S Alohi Gilman	2017-19
	PIT	S Jalen Elliott	2016-19

	LAC	RB J.K. Dobbins	2017-19
	PIT	QB Justin Fields	2018-20

	LAC	Devin Woodhouse	2021-22
	PIT	DL Keanu Benton	2019-22
	PIT	LB Nick Herbig	2020-22

NOTEWORTHY BONDS

Chargers Head Coach Jim Harbaugh, Defensive Coordinator Jesse Minter, Defensive Backs Coach Steve Clinkscale, Defensive Line Coach Mike Elston, Senior Defensive Analyst Rick Minter, Defensive Assistant Dylan Roney, Head Strength and Conditioning Coach Devin Woodhouse, LB Junior Colson and RB Roman Wilson spent time at the University of Michigan with Steelers rookie WR Roman Wilson. The group appeared in back-to-back College Football Playoffs from 2022-23, winning the College Football Playoff National Championship in 2023.

Los Angeles Special Teams Coordinator Ryan Ficken spent four years (2013-16) with renown special teams player Pittsburgh RB/KR Cordarrelle Patterson in Minnesota. Patterson has also teamed up with Chargers OLB Khalil Mack in Oakland (2017) and Chicago (2019-20) — Los Angeles Linebackers Coach NaVorro Bowman played his final season with Patterson and Mack in Oakland in 2017.

Steelers Tight Ends Coach Alfredo Roberts (2017-20), Offensive Line Coach Pat Meyer (2017-19) and Quarterbacks Coach Tom Arth (2022-23) all spent time with the Chargers. Chargers LB Bud Dupree was drafted by the Steelers in the first round (22nd overall) of the 2015 NFL Draft and spent six seasons (2015-20) with Pittsburgh.

Los Angeles Assistant Defensive Line Coach will Tukuafu played in Seattle with Pittsburgh QB Russell Wilson from 2014-17, winning the NFC in 2014. Tukuafu's first year coaching in Seattle, 2021, was Wilson's final year as a Seahawk.

Chargers RB J.K. Dobbins and QB Justin Fields spent two seasons (2018-19) as the feature players in Ohio State's backfield. The duo won the Rose Bowl in 2018 and competed in the College Football Playoff in 2018.



Four members of the 2019 Notre Dame secondary will meet on Sunday. Los Angeles Safeties Coach Chris O'Leary, S Alohi Gilman, CB Cam Hart and Pittsburgh S Jalen Elliott shared the defensive backs meeting room in South Bend, Ind.

Chargers Executive Director of Player Performance Ben Herbert was born in Pittsburgh, Pa., and Defensive Line Coach Mike Elston is from Sayhre, Pa.

PRO CONNECTIONS

TE Hayden Hurst (2020-21)		RB/KR Cordarrelle Patterson (2021-23)
QB Taylor Heinicke (2023)		TE MyCole Pruitt (2022-23)
LS Josh Harris (2012-21)		S Damontae Kazee (2017-20)
		WR Scott Miller (2023)

GM Joe Hortiz (1998-23)		S DeShon Elliott (2019-21)
DC Jessee Minter (2017-20)		LB Patrick Queen (2020-23)

OC Greg Roman (2006-07, 17-22)		
RGC/TE Coach Andy Bischoff (2015-20)		
RB Gus Edwards (2018-23)		
RB J.K. Dobbins (2020-23)		
S Tony Jefferson (2017-19)		
C Bradley Bozeman (2018-21)		
TE Hayden Hurst (2018-19)		
DL Poona Ford (2023)		LB Tyler Matakevich (2023)
		QB Kyle Allen (2023)

QB Taylor Heinicke (2018)		CB Donte Jackson (2018-23)
DL Morgan Fox (2021)		QB Kyle Allen (2018-19)
C Bradley Bozeman (2022-23)		
TE Hayden Hurst (2023)		

OLB Khalil Mack (2018-21)		RB/KR Cordarrelle Patterson (2019-20)
		OL James Daniels (2018-21)
		QB Justin Fields (2021-23)

OLB Khalil Mack (2014-17)		RB/KR Cordarrelle Patterson (2017)
LB NaVorro Bowman (2017)		

QB Taylor Heinicke (2015-17)		RB/KR Cordarrelle Patterson (2013-16)
STC Ryan Ficken (2006-21)		TE MyCole Pruitt (2015-16)
LB Troy Dye (2020-23)		DT Dean Lowry (2023)

TE Will Dissly (2018-23)		QB Russell Wilson (2012-21)
DL Poona Ford (2018-22)		
WR Coach Sanjay Lal (2020, 22-23)		
Asst. DL Will Tukuafu (2014-17, 21-23)		

Italicized indicates coaches who were players at the time.

ASSISTANT COACHES



RYAN FICKEN

SPECIAL TEAMS COORDINATOR

18TH NFL SEASON | 3RD SEASON WITH CHARGERS



GREG ROMAN

OFFENSIVE COORDINATOR

26TH NFL SEASON | 1ST SEASON WITH CHARGERS



NAVORRO BOWMAN

LINEBACKERS

9TH NFL SEASON | 1ST SEASON WITH CHARGERS



JEFF CARPENTER

OFFENSIVE QUALITY CONTROL/WIDE RECEIVERS

1ST NFL SEASON | 1ST SEASON WITH CHARGERS



SHANE DAY

QUARTERBACKS

16TH NFL SEASON | 3RD SEASON WITH CHARGERS



MIKE ELSTON

DEFENSIVE LINE

1ST NFL SEASON | 1ST SEASON WITH CHARGERS



CHRIS GOULD

ASSISTANT SPECIAL TEAMS

10TH NFL SEASON | 3RD SEASON WITH CHARGERS



MIKE HIESTAND

DEFENSIVE ASSISTANT

6TH NFL SEASON | 3RD SEASON WITH CHARGERS



KIEL McDONALD

RUNNING BACKS

1ST NFL SEASON | 1ST SEASON WITH CHARGERS



ROBERT MUSCHAMP

DEFENSIVE QUALITY CONTROL

2ND NFL SEASON | 2ND SEASON WITH CHARGERS



DYLAN RONEY

DEFENSIVE ASSISTANT

1ST NFL SEASON | 1ST SEASON WITH CHARGERS



MARC TRESTMAN

SENIOR OFFENSIVE ASSISTANT

25TH NFL SEASON | 1ST SEASON WITH CHARGERS



JESSE MINTER

DEFENSIVE COORDINATOR

5TH NFL SEASON | 1ST SEASON WITH CHARGERS



ANDY BISCHOFF

RUN GAME COORDINATOR/TIGHT ENDS


12TH NFL SEASON | 1ST SEASON WITH CHARGERS



MARCUS BRADY

PASSING GAME COORDINATOR


7TH NFL SEASON | 1ST SEASON WITH CHARGERS



STEVE CLINKSCALE

DEFENSIVE BACKS

1ST NFL SEASON | 1ST SEASON WITH CHARGERS



MIKE DEVLIN

OFFENSIVE LINE


29TH NFL SEASON | 1ST SEASON WITH CHARGERS



JONATHAN GOODWIN

OFFENSIVE ASSISTANT/QUARTERBACKS

14TH NFL SEASON | 1ST SEASON WITH CHARGERS



NICK HARDWICK

ASSISTANT OFFENSIVE LINE

12TH NFL SEASON | 12TH SEASON WITH CHARGERS



SANJAY LAL

WIDE RECEIVERS

18TH NFL SEASON | 1ST SEASON WITH CHARGERS



RICK MINTER

SENIOR DEFENSIVE ANALYST


4TH NFL SEASON | 1ST SEASON WITH CHARGERS



CHRIS O'LEARY

SAFETIES

1ST NFL SEASON | 1ST SEASON WITH CHARGERS



PHIL SERCHIA

OFFENSIVE ASSISTANT

2ND NFL SEASON | 2ND SEASON WITH CHARGERS



WILL TUKUAFU

ASSISTANT DEFENSIVE LINE

4TH NFL SEASON | 1ST SEASON WITH CHARGERS

TEAM NOTES

WELCOME TO L.A.



23 players on Los Angeles' active roster are new this season.

HOW NEW CHARGERS WERE ACQUIRED

How Acquired	New Players
Draft Selections	8
Undrafted Free Agents/IPP	0
Veteran Free Agents	12
Practice Squad Signings	0
Trades	2
Waiver Claims	1
Totals	23

NEW CHARGERS ON THE ACTIVE ROSTER

Pos.	Player	Exp.	How Acq.
T	Joe Alt	R	Draft Selection (1-5)
C	Bradley Bozeman	7	Free Agent
LB	Junior Colson	R	Draft Selection (3-69)
TE	Will Dissly	7	Free Agent
RB	J.K. Dobbins	5	UFA (Baltimore)
OLB	Bud Dupree	10	Free Agent
LB	Troy Dye	5	UFA (Minnesota)
DL	Justin Eboigbe	R	Draft Selection (4-105)
RB	Gus Edwards	7	UFA (Baltimore)
DL	Poona Ford	7	UFA (Buffalo)
CB	Kristian Fulton	5	UFA (Tennessee)
CB	Cam Hart	R	Draft Selection (5-140)
RB	Hassan Haskins	3	Waivers (Tennessee)
QB	Taylor Heinicke	7	Trade (Atlanta)
TE	Hayden Hurst	7	Free Agent
WR	Ladd McConkey	R	Draft Selection (2-34)
DB	Elijah Molden	4	Trade (Tennessee)
LB	Denzel Perryman	10	UFA (Houston)
WR	Brenden Rice	R	Draft Selection (7-225)
CB	Tarheeb Still	R	Draft Selection (5-137)
DL	Teair Tart	5	Free Agent
TE	Eric Tomlinson	8	Free Agent
RB	Kimani Vidal	R	Draft Selection (6-181)

COACH LOCATIONS

For the 2024 season, 16 members of the Chargers coaching staff will be down on the sideline while nine others will be up in the booth. The location of each coach can be seen below:

CHARGERS COACHES DOWN ON THE SIDELINE (16)

Name	Position
Jim Harbaugh	Head Coach
Ryan Ficken	Special Teams Coordinator
Jesse Minter	Defensive Coordinator
Andy Bischoff	Run Game Coordinator/Tight Ends
NaVorro Bowman	Linebackers
Marcus Brady	Passing Game Coordinator
Steve Clinkscale	Defensive Backs
Shane Day	Quarterbacks
Mike Devlin	Offensive Line
Mike Elston	Defensive Line
Jonathan Goodwin	Offensive Assistant/Quarterbacks
Chris Gould	Assistant Special Teams
Nick Hardwick	Assistant Offensive Line
Sanjay Lal	Wide Receivers
Kiel McDonald	Running Backs
Dylan Roney	Defensive Assistant

CHARGERS COACHES UP IN THE BOOTH (9)

Name	Position
Greg Roman	Offensive Coordinator
Jeff Carpenter	Offensive Quality Control/Wide Receivers
Mike Hiestand	Defensive Assistant
Rick Minter	Senior Defensive Analyst
Robert Muschamp	Defensive Quality Control
Chris O'Leary	Safeties
Phil Serchia	Offensive Assistant
Marc Trestman	Senior Offensive Assistant
Will Tukuafu	Assistant Defensive Line

TEAM NOTES

WINNING THE TAKEAWAY BATTLE

The Chargers have recorded four takeaways and two giveaways this season, a plus-two turnover differential that is tied for the fifth-best in the NFL in 2024.

TURNOVER DIFFERENTIAL, NFL, 2024

Rank	Team	TA	GA	Diff.
1.	Pittsburgh Steelers	5	0	+5
2.	Green Bay Packers	6	2	+4
3.	Buffalo Bills	4	1	+3
	New Orleans Saints	5	2	+3
5.	Los Angeles Chargers	4	2	+2
	Houston Texans	3	1	+2
	New England Patriots	2	0	+2
	San Francisco 49ers	4	2	+2
9.	Chicago Bears	4	3	+1
	Dallas Cowboys	3	2	+1
	Seattle Seahawks	3	2	+1
	Tampa Bay Buccaneers	2	1	+1
	Washington Commanders	1	0	+1

TOP SCORING DEFENSE

The Chargers lead the NFL in scoring defense in 2024, allowing just 6.5 points per game so far this season.

POINTS ALLOWED PER GAME, NFL, 2024

Rank	Team	Points Yards/Game
1.	Los Angeles Chargers	6.5
2.	Pittsburgh Steelers	8.0
3.	Minnesota Vikings	11.5
4.	New Orleans Saints	14.5
5.	New England Patriots	16.5

BEND, DON'T BREAK

The Bolts defense opened the season among the best in the red zone. The team allowed just one red zone drive and zero touchdowns, good for a defensive red zone percentage of 0.0, the best in the NFL through two weeks.

RED ZONE DEFENSE, NFL, 2024

Rank	Team	RZ Drives	RZ TDs	RZ Pct.
1.	L.A. Chargers	1	0	0.0
2.	New Orleans	5	1	20.0
	Pittsburgh	5	1	20.0
4.	N.Y. Giants	8	2	25.0
5.	Atlanta	7	2	28.6
	Minnesota	7	2	28.6
	Philadelphia	7	2	28.6

TOUGH ON THE GROUND

Los Angeles is among the league leaders in rushing offense and defense. The offense averages 197.5 yards per game, which ranks No. 2 in the league, while the defense allows an average of 80.5 yards per game, good for No. 6 in the NFL.

RUSHING YARDS PER GAME, NFL, 2024

Rank	Team	Rushing Yards/Game
1.	Green Bay Packers	212.0
2.	Los Angeles Chargers	197.5
3.	New Orleans Saints	185.0
4.	Arizona Cardinals	177.5
	New England Patriots	177.5
6.	Washington Commanders	176.5

DEFENSIVE RUSHING YARDS PER GAME, NFL, 2024

Rank	Team	Rushing Yards/Game
1.	Baltimore Ravens	49.5
2.	New England Patriots	58.0
3.	New Orleans Saints	63.0
4.	Detroit Lions	76.5
	Pittsburgh Steelers	76.5
6.	Los Angeles Chargers	80.5
7.	Houston Texans	87.5

FORCING THREE-AND-OUTS

The Los Angeles defense has forced the offense into a three-and-out on 10 of the team's 24 defensive drives (41.7 pct.). It's the highest defensive three-and-out rate in the AFC and ranks No. 2 in the NFL in 2024.

DEFENSIVE THREE-AND-OUT PERCENTAGE, NFL, 2024

Rank	Team	Percentage
1.	Seattle Seahawks	50.0
2.	Los Angeles Chargers	41.7
3.	Las Vegas Raiders	36.0
4.	New England Patriots	35.0
5.	Chicago Bears	34.6

JUSTIN HERBERT

THE LAW OF AVERAGES

Justin Herbert ranks No. 4 in NFL history averaging 273.4 passing yards per game among players with at least 1,000 attempts. Meanwhile, Herbert's 1.7 career interception percentage ranks No. 5 in NFL history and his 95.7 passer rating ranks 16th all-time (min. 1,000 attempts).

PASSING YARDS PER GAME, MIN. 1,000 ATT., NFL HISTORY

Rank	Team/s	Player	Passing Yards/Game
1.	K.C.	QB Patrick Mahomes	294.6
2.	S.D./N.O.	QB Drew Brees	280.0
3.	Ind.	QB Andrew Luck	275.2
4.	LAC	QB Justin Herbert	273.4
5.	Det./LAR	QB Matthew Stafford	272.0

HERBERT AS A PRO

Since entering the NFL, Justin Herbert ranks inside the NFL's top five in completions, passing yards, passing touchdowns and combined touchdowns. His 25 games with 300-plus passing yards rank tied for No. 2 in the NFL since 2020.

PASSING COMPLETIONS, NFL, SINCE 2020

Rank	Team/s	Player	Completions
1.	K.C.	QB Patrick Mahomes	1,700
2.	LAC	QB Justin Herbert	1,644
3.	Buf.	QB Josh Allen	1,580
4.	LAR/Det.	QB Jared Goff	1,543
5.	L.V./N.O.	QB Derek Carr	1,486

PASSING YARDS, NFL, SINCE 2020

Rank	Team/s	Player	Passing Yards
1.	K.C.	QB Patrick Mahomes	19,454
2.	Buf.	QB Josh Allen	17,911
3.	LAC	QB Justin Herbert	17,497
4.	L.V./N.O.	QB Derek Carr	16,750
5.	LAR/Det.	QB Jared Goff	16,734

PASSING TOUCHDOWNS, NFL, SINCE 2020

Rank	Team/s	Player	Passing Touchdowns
1.	K.C.	QB Patrick Mahomes	146
2.	Buf.	QB Josh Allen	140
3.	Min./Atl.	QB Kirk Cousins	118
4.	LAC	QB Justin Herbert	117
5.	G.B./NYJ	QB Aaron Rodgers	114
6.	T.B.	QB Tom Brady	108

COMBINED TOUCHDOWNS, NFL, SINCE 2020

Rank	Team/s	Player	Combined Touchdowns
1.	Buf.	QB Josh Allen	178
2.	K.C.	QB Patrick Mahomes	154
3.	LAC	QB Justin Herbert	128
4.	Min./Atl.	QB Kirk Cousins	122
5.	G.B./NYJ	QB Aaron Rodgers	121
6.	Sea./Den./Pit.	QB Russell Wilson	117
7.	Dal.	QB Dak Prescott	114
	T.B.	QB Tom Brady	114

BIG-TIME PERFORMER

After he set rookie records in 2020 with eight 300-yard games and six three-touchdown performances, Justin Herbert continues to put up big-time performances.

Herbert has topped 300 passing yards 25 times in his career, tied for the sixth-most in a player's first five pro seasons in NFL history.

MOST GAMES WITH 300-PLUS PASSING YARDS, FIRST FIVE SEASONS, NFL HISTORY

Rank	Team	Player	Games
1.	K.C.	QB Patrick Mahomes	31
2.	StL	QB Kurt Warner*	29
3.	T.B.	QB Jameis Winston	27
4.	Mia.	QB Dan Marino*	26
	Ind.	QB Andrew Luck	26
6.	LAC	QB Justin Herbert	25
	LAR	QB Jared Goff	25
8.	Det.	QB Matthew Stafford	23

*Pro Football Hall of Famer

Herbert has thrown for at least three touchdowns in 19 games, tied for No. 5 over a player's first five seasons. He has thrown multiple touchdown passes in 37 career games, tied for the ninth-most by a player through their first five professional seasons.

MOST GAMES WITH THREE-PLUS TOUCHDOWN PASSES, FIRST FIVE SEASONS, NFL HISTORY

Rank	Team	Player	Games
1.	Mia.	QB Dan Marino*	33
2.	K.C.	QB Patrick Mahomes	28
3.	StL	QB Kurt Warner*	21
4.	Buf.	QB Josh Allen	20
5.	LAC	QB Justin Herbert	19
	Ind.	QB Peyton Manning*	19
7.	Atl.	QB Matt Ryan	18
	Cin.	QB Andy Dalton	18
	Dal.	QB Dak Prescott	18

MOST GAMES WITH MULTIPLE TOUCHDOWN PASSES, FIRST FIVE SEASONS, NFL HISTORY

Rank	Team	Player	Games
1.	Mia.	QB Dan Marino*	50
	K.C.	QB Patrick Mahomes	46
3.	Buf.	QB Josh Allen	45
	Ind.	QB Andrew Luck	45
5.	Ind.	QB Peyton Manning*	43
6.	Cin.	QB Andy Dalton	40
7.	Atl.	QB Matt Ryan	39
8.	S.F.	QB Jeff Garcia	38
9.	LAC	QB Justin Herbert	37
	Phi.	QB Carson Wentz	37
	T.B.	QB Jameis Winston	37
13.	LAR	QB Jared Goff	35
	Oak.	QB Derek Carr	35

*Pro Football Hall of Famer

JUSTIN HERBERT

COMPLETING RECORDS

After setting the rookie completions record in 2020, **Justin Herbert** has completed 1,644 career passes, the fifth-most in NFL history through a player's first five seasons.

COMPLETIONS, FIRST FIVE SEASONS, NFL HISTORY

Rank	Team	Player	Completions
1.	Oak.	QB Derek Carr	1,759
2.	Ind.	QB Peyton Manning*	1,749
3.	Atl.	QB Matt Ryan	1,654
4.	Mia.	QB Ryan Tannehill	1,653
5.	LAC	QB Justin Herbert	1,644
6.	N.E.	QB Drew Bledsoe	1,624
7.	Buf.	QB Josh Allen	1,604
8.	Ind.	QB Andrew Luck	1,570

**Pro Football Hall of Famer*

Herbert set the all-time records as the fastest player in NFL history to reach 1,000 completions (38th career game) and 1,500 completions (57th career game). The fifth-year passer is on pace to break the record for the fewest games to reach 2,000 completions. He also completed the most passes by any player in their first 50 career games in NFL history.

He completed the second-most passes ever by any player before turning 26 years old and currently has the fifth-most completions in history by any player before turning 27 years old.

FEWEST GAMES TO 2,000 COMPLETIONS, NFL HISTORY

Rank	Team/s	Player	Games
1.	K.C.	QB Patrick Mahomes	81
2.	Det.	QB Matthew Stafford	83
3.	Ind.	QB Andrew Luck	86
4.	Dal.	QB Dak Prescott	89
	LAR/Det.	QB Jared Goff	89
	Was./Min.	QB Kirk Cousins	89
—	LAC	QB Justin Herbert	64

COMPLETIONS BEFORE TURNING 27 YEARS OLD, NFL HISTORY

Rank	Team/s	Player	Completions
1.	N.E.	QB Drew Bledsoe	1,887
2.	Det.	QB Matthew Stafford	1,848
3.	Ind.	QB Peyton Manning*	1,749
4.	LAR/Det.	QB Jared Goff	1,667
5.	LAC	QB Justin Herbert	1,644
6.	Buf.	QB Josh Allen	1,604
	K.C.	QB Patrick Mahomes	1,604

**Pro Football Hall of Famer*

CLOSING OUT WINS

Justin Herbert has been clutch late in games dating back to his rookie season. In his career, Herbert has engineered 14 game-winning drives in the fourth quarter or overtime, good for the third-most since he entered the NFL in 2020.

JUSTIN HERBERT'S CAREER GAME-WINNING DRIVES

Game	Drive Length	Game-Winning Score
Dec. 13, 2020 vs. Atl.	6 plays, 49 yds (0:31)	Badgley 43-yd FG
Dec. 17, 2020 at L.V.	5 plays, 75 yds (1:49)	Herbert 1-yd TD run*
Dec. 27, 2020 vs. Den.	7 plays, 56 yds (2:01)	Badgley 37-yd FG
Sept. 12, 2021 at Was.	3 plays, 3 yds (0:45)	M.Williams 3-yd TD rec.
Sept. 26, 2021 at K.C.	8 plays, 59 yds (1:10)	M.Williams 4-yd TD rec.
Oct. 10, 2021 vs. Cle.	5 plays, 48 yds (0:31)	Ekeler 3-yd TD run
Nov. 7, 2021 at Phi.	15 plays, 64 yds (6:05)	Hopkins 29-yd FG
Nov. 21, 2021 vs. Pit.	3 plays, 75 yds (1:15)	M.Williams 53-yd TD rec.
Oct. 9, 2022 at Cle.	13 plays, 66 yds (6:26)	Bertolet 27-yd FG
Oct. 17, 2022 vs. Den.	4 plays, 7 yds (2:08)	Hopkins 39-yd FG*
Nov. 6, 2022 at Atl.	3 plays, 24 yds (0:34)	Dicker 37-yd FG
Nov. 27, 2022 at Ari.	7 plays, 38 yds (1:33)	Ekeler 1-yd TD rec.
Dec. 18, 2022 vs. Ten.	6 plays, 52 yards (0:44)	Dicker 43-yd FG
Sept. 24, 2023 at Min.	7 plays, 75 yards (3:15)	Palmer 30-yd TD rec.

**Game-winning drive was in overtime*

GAMES-WINNING DRIVES IN FOURTH QUARTER OR OVERTIME, NFL, SINCE 2020

Rank	Team/s	Player	Game-Winning Drives
1.	Min./Atl.	QB Kirk Cousins	16
2.	L.V./N.O.	QB Derek Carr	15
3.	LAC	QB Justin Herbert	14
4.	K.C.	QB Patrick Mahomes	13
	T.B.	QB Tom Brady	13

Herbert posted a game-winning drive in the fourth quarter or overtime of three-straight games in 2020, becoming just the third rookie to do so since the 1970 NFL-AFL merger. The two others — Ben Roethlisberger (2004) and Vince Young (2006) — also won Offensive Rookie of the Year honors from *The Associated Press*.

ROOKIE QUARTERBACKS WITH THREE CONSECUTIVE GAME-WINNING DRIVES, SINCE 1970

Season	Team	Quarterback	Consecutive Games
2020	LAC	Justin Herbert*	3 (Dec. 13 — Dec. 27)
2006	Ten.	Vince Young*	3 (Nov. 26 — Dec. 10)
2004	Pit.	Ben Roethlisberger*	3 (Dec. 5 — Dec. 18)

**Won AP Offensive Rookie of the Year*

JUSTIN HERBERT



CAPTAIN COMEBACK

Justin Herbert has led the Bolts to 11 career come-from-behind victories in the fourth quarter or overtime.

HERBERT'S FOURTH QUARTER/OVERTIME COMEBACK WINS

Date	Opponent	4Q/OT Deficit	Result
Dec. 17, 2020	at Las Vegas	24-27 (OT)	W, 30-27 (OT)
Sept. 12, 2021	at Washington	13-16	W, 20-16
Sept. 26, 2021	at Kansas City	21-24	W, 30-24
Oct. 10, 2021	vs. Cleveland	35-42	W, 47-42
Nov. 7, 2021	at Philadelphia	16-17	W, 27-24
Nov. 21, 2021	vs. Pittsburgh	34-37	W, 37-34
Oct. 9, 2022	at Cleveland	27-28	W, 30-28
Oct. 17, 2022	vs. Denver	13-16	W, 19-16 (OT)
Nov. 6, 2022	at Atlanta	14-17	W, 20-17
Nov. 27, 2022	at Arizona	17-24	W, 25-24
Sept. 24, 2023	at Minnesota	21-24	W, 28-24

Herbert's 11 career come-from-behind wins in the fourth quarter or overtime are the third-most in NFL since he entered the professional ranks in 2020.

FOURTH QUARTER/OVERTIME COMEBACK WINS, NFL, SINCE 2020

Rank	Team	Player	4Q/OT Comeback Wins
1.	Min./Atl.	QB Kirk Cousins	13
2.	K.C.	QB Patrick Mahomes	12
3.	LAC	QB Justin Herbert	11
4.	Sea./Den./Pit.	QB Russell Wilson	10
	L.V./N.O.	QB Derek Carr	10
	Pit.	QB Ben Roethlisberger	10
	T.B.	QB Tom Brady	10

**Pro Football Hall of Famer*

HERBERT SETS PASSING YARDS RECORD

In 2023, Justin Herbert set the record for passing yards through a player's first four seasons (17,223). He currently is ranked No. 18 in terms of passing yards through the first five seasons of a career. Herbert is also the only player ever to eclipse 4,000 yards in each of his first three years and the only player to top 4,500 yards in two of his first three seasons.

PASSING YARDS, FIRST FOUR SEASONS, NFL HISTORY

Rank	Team	Player	Passing Yards
1.	LAC	QB Justin Herbert	17,223
2.	Ind.	QB Peyton Manning*	16,418
3.	Mia.	QB Dan Marino*	16,177
4.	Dal.	QB Dak Prescott	15,778
5.	Mia.	QB Ryan Tannehill	15,460

**Pro Football Hall of Famer*

CONSECUTIVE SEASONS WITH 4,000 PASSING YARDS TO START A CAREER, NFL HISTORY

Rank	Team	Player	Consecutive Seasons
1.	LAC	QB Justin Herbert	3 (2020-22)
2.	T.B.	QB Jameis Winston	2 (2015-16)
3.	Ind.	QB Andrew Luck	1 (2012)
	Car.	QB Cam Newton	1 (2011)

Herbert topped 15,000 passing yards in his 52nd career game, becoming the second-fastest player in history to eclipse that mark. He was one of just three players to ever top 14,000 passing yards before his 25th birthday and was the fourth player to ever top 17,000 passing yards before turning 26 years old.

FEWEST GAMES TO 15,000 PASSING YARDS, NFL HISTORY

Rank	Team/s	Player	Games
1.	K.C.	QB Patrick Mahomes	49
2.	LAC	QB Justin Herbert	52
3.	Det.	QB Matthew Stafford	53
4.	Mia.	QB Dan Marino*	56
	StL/NYG	QB Kurt Warner*	56
	Ind.	QB Andrew Luck	56
	StL	QB Marc Bulger	56

**Pro Football Hall of Famer*

JUSTIN HERBERT

TOUCHDOWN MACHINE

After setting the all-time rookie record with 31 touchdown passes in 2020, **Justin Herbert** joined Hall of Famer Peyton Manning as the only players ever to throw 25 touchdown passes in each of their first three seasons.

Herbert has now thrown for 117 career passing scores, tied for No. 11 in NFL history through the first five seasons of a career. In 2023, he eclipsed 100 career touchdown passes in Week 3, making him the fifth-fastest (52 games) and fourth-youngest (25 years, 198 days) to eclipse that mark.

PASSING TOUCHDOWNS, FIRST FIVE SEASONS, NFL HISTORY

Rank	Team	Player	Passing Touchdowns
1.	Mia.	QB Dan Marino*	168
2.	K.C.	QB Patrick Mahomes	151
3.	Ind.	QB Peyton Manning*	138
	Buf.	QB Josh Allen	138
5.	Ind.	QB Andrew Luck	132
6.	Atl.	QB Matt Ryan	127
	Sea.	QB Russell Wilson	127
8.	Cin.	QB Andy Dalton	124
9.	Oak.	QB Derek Carr	122
10.	T.B.	QB Jameis Winston	121
11.	LAC	QB Justin Herbert	117
	Car.	QB Cam Newton	117

FEWEST GAMES TO 100 PASSING TOUCHDOWNS, NFL HISTORY

Rank	Team	Player	Games
1.	K.C.	QB Patrick Mahomes	40
2.	Mia.	QB Dan Marino*	44
3.	StL	QB Kurt Warner*	50
4.	Bal.	QB Johnny Unitas*	51
5.	LAC	QB Justin Herbert	52
6.	Hou.	QB Deshaun Watson	53

YOUNGEST PLAYERS TO REACH 100 CAREER PASSING TOUCHDOWNS, NFL HISTORY

Rank	Team	Player	Age (Years-Days)
1.	Mia.	QB Dan Marino*	24-357
2.	K.C.	QB Patrick Mahomes	25-52
3.	Hou.	QB Deshaun Watson	25-104
4.	LAC	QB Justin Herbert	25-198
5.	Buf.	QB Josh Allen	25-219
6.	Ind.	QB Peyton Manning*	25-232

**Pro Football Hall of Famer*

Herbert threw 31 touchdowns in 2020, eclipsing 30 in the season finale. At 22 years, 299 days of age that day, he became the youngest player in history to register 30 touchdown passes in a single season, besting a mark set by Ravens QB Lamar Jackson.

YOUNGEST PLAYERS TO THROW 30 TOUCHDOWN PASSES, SINGLE SEASON, NFL HISTORY

Rank	Season	Team	Player	Age (Years-Days)
1.	2020	LAC	QB Justin Herbert	22-299
2.	2019	Bal.	QB Lamar Jackson	22-339



ELITE ON THIRD DOWN

Justin Herbert has completed 11-of-17 passes (64.7 pct.) for 105 yards and three touchdowns (121.3 rating) on third down this season. He leads all NFL players on third down in 2024 with three passing touchdowns, while his 121.3 passer rating ranks No. 4 among players with 10 third-down passing attempts.

PASSING TOUCHDOWNS, THIRD DOWN, NFL, 2024

Rank	Team	Player	Passing Touchdowns
1.	LAC	QB Justin Herbert	3
2.	Ari.	QB Kyler Murray	2
	NYG	QB Daniel Jones	2
	T.B.	QB Baker Mayfield	2
5.	—	12 Other Players	1

PASSER RATING, THIRD DOWN, MIN. 10 ATT., NFL, 2024

Rank	Team	Player	Passer Rating
1.	Ari.	QB Kyler Murray	158.3
2.	Hou.	QB C.J. Stroud	123.7
3.	NYJ	QB Aaron Rodgers	123.2
4.	LAC	QB Justin Herbert	121.3
5.	NYG	QB Daniel Jones	120.2

FOURTH QUARTER PHENOM

In 2024, **Justin Herbert** has registered a 102.5 passer rating in the fourth quarter, good for the third-best rating in the AFC among starting quarterbacks.

PASSER RATING, FOURTH QUARTER, AFC STARTING QBs, 2024

Rank	Team	Player	Passer Rating
1.	K.C.	QB Patrick Mahomes	137.9
2.	Hou.	QB C.J. Stroud	128.8
3.	LAC	QB Justin Herbert	102.5
4.	L.V.	QB Gardner Minshew II	95.4
5.	NYJ	QB Aaron Rodgers	95.0

JUSTIN HERBERT



DUAL-THREAT QUARTERBACK

Justin Herbert set the record for combined touchdowns as a rookie (36) and through a player's first two seasons (77). His 102 combined touchdowns were also the most in history through the first three seasons of a career.

Herbert's 125 combined touchdowns through 2023 ranked third in history through a player's first four professional seasons. He was also the fifth player in NFL history to pass for at least 100 touchdowns and run for at least 10 scores within the first four seasons of a career. Herbert is the only player ever to have 110 passing touchdowns and 10 rushing scores in his first four seasons.

COMBINED TOUCHDOWNS, FIRST FOUR SEASONS, NFL HISTORY

Rank	Team	Player	Combined Touchdowns
1.	Mia.	QB Dan Marino*	144
2.	Buf.	QB Josh Allen	134
3.	LAC	QB Justin Herbert	125
4.	Hou.	QB Deshaun Watson	121
5.	K.C.	QB Patrick Mahomes	120

*Pro Football Hall of Famer

PLAYERS WITH 100 PASSING TOUCHDOWNS & 10 RUSHING TOUCHDOWNS, FIRST FOUR SEASONS, NFL HISTORY

Team	Player	Passing TDs	Rushing TDs
LAC	QB Justin Herbert	114	11
Buf.	QB Josh Allen	103	31
Hou.	QB Deshaun Watson	104	17
Sea.	QB Russell Wilson	106	12
Ind.	QB Andrew Luck	101	12

HERBERT SETS ANOTHER TEAM RECORD

Justin Herbert set a team record for the most pass attempts without an interception, throwing 233 passes from Dec. 26, 2022-Oct. 1, 2023.

CONSECUTIVE PASS ATTEMPTS WITHOUT AN INTERCEPTION, CHARGERS HISTORY

Rank	Quarterback	Dates	Consec. Attempts
1.	Justin Herbert	Dec. 26, 2022-Oct. 1, 2023	233
2.	Drew Brees	Oct. 17, 2004-Dec. 5, 2004	194
3.	Philip Rivers	Nov. 27, 2011-Dec. 24, 2011	170
4.	Dan Fouts	Sept. 27, 1981-Oct. 25, 1981	168

THREADING THE NEEDLE ON THIRD DOWN

In his 64 career starts, **Justin Herbert** has been the one of the best passers in the NFL at moving the chains on third down. He has completed 396 passes on 643 attempts (61.6 pct.) for 4,749 yards and 45 touchdowns with 18 interceptions (95.8 passer rating). Herbert's 396 completions lead the NFL, while his 4,749 passing yards rank second on third down since 2020.

Herbert tied for the league lead with 14 touchdown passes on third down in 2020, good for the most by a rookie in the last 40 seasons. He has added 31 since then, giving him 45 third-down passing scores since entering the professional ranks, which is good for No. 2 over that span.

Herbert's 95.8 passer rating on third down ranks 10th in the NFL and over the last five years among players with at least 300 passing attempts on third down.

THIRD DOWN COMPLETIONS, NFL, SINCE 2020

Rank	Team/s	Player	Completions
1.	LAC	QB Justin Herbert	396
2.	LAR/Det.	QB Jared Goff	373
3.	K.C.	QB Patrick Mahomes	362
4.	L.V./N.O.	QB Derek Carr	349
5.	Min./Atl.	QB Kirk Cousins	343

THIRD DOWN PASSING YARDS, NFL, SINCE 2020

Rank	Team	Player	Passing Yards
1.	K.C.	QB Patrick Mahomes	4,993
2.	LAC	QB Justin Herbert	4,749
3.	L.V./N.O.	QB Derek Carr	4,672
4.	LAR/Det.	QB Jared Goff	4,231
5.	Det./LAR	QB Matthew Stafford	4,156

THIRD DOWN PASSING TOUCHDOWNS, NFL, SINCE 2020

Rank	Team/s	Player	Passing Touchdowns
1.	K.C.	QB Patrick Mahomes	52
2.	LAC	QB Justin Herbert	45
3.	Min./Atl.	QB Kirk Cousins	42
4.	Buf.	QB Josh Allen	39
	T.B.	QB Tom Brady	39

Herbert leads the NFL with 284 passing first downs on third down over the past five seasons. He threw for 12 third-down conversions in 2021's Week 1 win at Washington, the most passing first downs in a single game on third down since Andrew Luck did so in 2012. Herbert sported a league-leading 79 passing first downs on third down in 2021.

THIRD DOWN PASSING FIRST DOWNS, NFL, SINCE 2020

Rank	Team/s	Player	Passing First Downs
1.	LAC	QB Justin Herbert	284
2.	K.C.	QB Patrick Mahomes	279
3.	Buf.	QB Josh Allen	247
4.	LAR/Det.	QB Jared Goff	244
5.	L.V./N.O.	QB Derek Carr	239

JUSTIN HERBERT

FEELING IT ON FOURTH DOWN

Since entering the NFL in 2020, **Justin Herbert** has been one of the league's top passers on fourth down. He threw a pair of fourth-down touchdowns in Week 10 of the 2023 season, giving him a league-best 10 passing scores on fourth down since coming into the NFL in 2020.

FOURTH DOWN PASSING TOUCHDOWNS, NFL, SINCE 2020

Rank	Team/s	Player	Passing Touchdowns
1.	LAC	QB Justin Herbert	10
	Buf.	QB Josh Allen	10
3.	Min./Atl.	QB Kirk Cousins	8
4.	LAR/Det.	QB Jared Goff	7
5.	Ari.	QB Kyler Murray	6
	L.V./N.O.	QB Derek Carr	6
	G.B./NYJ	QB Aaron Rodgers	6
	Sea./Den./Pit.	QB Russell Wilson	6

Herbert also leads the NFL over that span in completions (37), passing yards (492) and passing first downs (33). He has the No. 4 fourth-down passer rating (115.4) since 2020 among players with at least 30 passing attempts on fourth down.

FOURTH DOWN COMPLETIONS, NFL, SINCE 2020

Rank	Team/s	Player	Completions
1.	LAC	QB Justin Herbert	37
2.	LAR/Det.	QB Jared Goff	34
3.	Jax.	QB Trevor Lawrence	29
	Min./Atl.	QB Kirk Cousins	29
5.	Ari.	QB Kyler Murray	26

FOURTH DOWN PASSING YARDS, NFL, SINCE 2020

Rank	Team	Player	Passing Yards
1.	LAC	QB Justin Herbert	492
2.	LAR/Det.	QB Jared Goff	364
3.	Min./Atl.	QB Kirk Cousins	351
4.	Jax.	QB Trevor Lawrence	326
5.	Cin.	QB Joe Burrow	312

FOURTH DOWN PASSING FIRST DOWNS, NFL, SINCE 2020

Rank	Team/s	Player	Passing First Downs
1.	LAC	QB Justin Herbert	33
2.	LAR/Det.	QB Jared Goff	31
3.	Min./Atl.	QB Kirk Cousins	28
4.	Jax.	QB Trevor Lawrence	26
5.	Ari.	QB Kyler Murray	24

FOURTH DOWN PASSER RATING, MIN. 30 ATT., NFL, SINCE 2020

Rank	Team/s	Player	Passer Rating
1.	Cin.	QB Joe Burrow	123.8
2.	Phi.	QB Jalen Hurts	120.1
3.	L.V./N.O.	QB Derek Carr	116.1
4.	LAC	QB Justin Herbert	115.4
5.	Atl./Ind.	QB Matt Ryan	112.1

LEGGING IT OUT

In the team's *Sunday Night Football* victory over Pittsburgh in Week 11 of the 2021 season, **Justin Herbert** threw for 382 yards and ran for 90 yards, becoming the only player to ever top 350 yards passing and 90 yards rushing in a single game. He was the fifth player ever to run for 90 yards and pass for 300 in the same game.

QUARTERBACKS WITH 300 PASSING YARDS AND 90 RUSHING YARDS, SINGLE GAME, NFL HISTORY

Season (Wk)	Team	Quarterback	Pass Yds	Rush Yds
2022 (2)	Bal.	Lamar Jackson	318	119
2021 (14)	Buf.	Josh Allen	308	109
2021 (11)	LAC	Justin Herbert	382	90
2015 (15)	Car.	Cam Newton	340	100
2014 (7)	Sea.	Russell Wilson	313	106
2011 (5)	Phi.	Mike Vick	315	90
1989 (15)	Phi.	Randall Cunningham	306	92

TARGET ACQUIRED

Justin Herbert has thrown touchdowns to 19 players, including 14 with multiple scores. He's most frequently thrown touchdowns to WR Keenan Allen, who caught 24 scores from Herbert. The first passing score of his career went to WR Jalen Guyton, who also caught the first touchdown of his career on the play.

HERBERT'S CAREER TOUCHDOWN PASSES BY RECEIVER

Receiver	Touchdown Passes
WR Keenan Allen	24
WR Mike Williams	18
RB Austin Ekeler	16
TE Donald Parham Jr.	11
WR Joshua Palmer	8
TE Gerald Everett	7
WR Jalen Guyton	7
TE Jared Cook	4
TE Hunter Henry	4
WR DeAndre Carter	3
WR Tyron Johnson	3
WR Quentin Johnston	3
FB Zander Horvath	2
FB Gabe Nabers	2
TE Stephen Anderson	1
WR Simi Fehoko	1
TE Virgil Green	1
WR Ladd McConkey	1
TE Stone Smartt	1
Total (19 Receivers)	117

JUSTIN HERBERT IN PRIMETIME

A PRIME-TIME PRODIGY

Since entering the NFL, **Justin Herbert** has made 16 starts in primetime, leading the Bolts to wins on each of the regularly-slated prime-time games — *Thursday Night Football*, *Sunday Night Football* and *Monday Night Football*.

He has been one of the best quarterbacks under the lights since entering the NFL in 2020, with his 93.7 passer rating in prime-time games ranking No. 7 in the NFL over the last three seasons with 350 prime-time passing attempts.

Herbert has thrown 30 touchdown passes in his 16 prime-time starts, ranking No. 5 in the NFL in primetime since he entered the league in 2020.

PRIME-TIME PASSER RATING, MIN. 350 ATT., SINCE 2020

Rank	Team/s	Player	Passer Rating
1.	G.B./NYJ	QB Aaron Rodgers	116.5
2.	Buf.	QB Josh Allen	102.2
3.	Dal.	QB Dak Prescott	100.3
4.	K.C.	QB Patrick Mahomes	97.0
5.	Min./Atl.	QB Kirk Cousins	94.2
6.	Sea./Den./Pit.	QB Russell Wilson	94.2
7.	LAC	QB Justin Herbert	93.7
8.	S.F./L.V./LAR	QB Jimmy Garoppolo	92.6

THURSDAY NIGHT FOOTBALL

As a rookie in 2020, **Justin Herbert** recorded his first career comeback win in the fourth quarter or overtime in Week 15 at Las Vegas, leading the Bolts to a 30-27 overtime victory. He finished the game with 314 passing yards and two touchdowns on 22-of-32 passing (68.8 pct.) for a 121.1 passer rating. Herbert added a rushing touchdown in overtime to secure the victory.

At 22 years, 282 days old, Herbert became the second-youngest player to mount a come-from-behind win in the fourth quarter or overtime of a Thursday night game in NFL history.

YOUNGEST QUARTERBACKS TO LEAD A COME-FROM-BEHIND WIN IN FOURTH QUARTER OR OVERTIME, THURSDAY NIGHT GAMES, NFL HISTORY

Rk.	Team	Game	Player	Age (Yrs-Days)
1.	S.F.	Dec. 14, 2006 at Sea.	QB Alex Smith	22-221
2.	LAC	Dec. 17, 2020 at L.V.	QB Justin Herbert	22-282
3.	Dal.	Dec. 1, 2016 at Min.	QB Dak Prescott	23-125

MONDAY NIGHT FOOTBALL

In six appearances on *Monday Night Football*, **Justin Herbert** has thrown for 1,322 yards and nine scores with three interceptions on 144-of-227 passing (63.4 pct.) for a 89.6 passer rating.

In 2020, Herbert tossed four touchdown passes on *Monday Night Football*, setting the program's single-game rookie passing touchdown record. He added three touchdowns in the lone Monday night contest in 2021, making him one of four players with seven or more touchdown passes in their first two starts on *MNF* since the program began in 1970.

SUNDAY NIGHT FOOTBALL

Justin Herbert has appeared in seven career games on *Sunday Night Football*, totaling 2,123 passing yards and 14 touchdowns with five interceptions on 207-of-305 passing (67.9 pct.) for a 96.1 passer rating. In four of those games, Herbert has registered a completion percentage of at least 65.0 and attempted at least 40 passes, tied for the third-most performances since the program's inception in 2006.

In the team's Week 14 win on *SNF* in 2022, Herbert completed 39 passes on 51 attempts (76.5 pct.) for 367 yards and a touchdown with zero interceptions (102.3 rating). His 76.5 completion percentage was the best ever in a Sunday night contest by a quarterback to throw zero interceptions and 45-plus attempts.

HIGHEST COMPLETION PCT., SUNDAY NIGHT GAME, MIN. 45 ATT., AND ZERO INTERCEPTIONS, NFL HISTORY

Rk.	Team	Game	Player	Comp. Pct.
1.	LAC	Dec. 11, 2022 vs. Mia.	QB Justin Herbert	76.5
2.	T.B.	Oct. 2, 2022 vs. K.C.	QB Tom Brady	75.0
3.	N.E.	Oct. 27, 1996 vs. Buf.	QB Drew Bledsoe	71.1
4.	K.C.	Nov. 14, 2021 at L.V.	QB Patrick Mahomes	70.0

Herbert completed his first 15 passes of the team's 2023 Week 8 win over Chicago on *SNF*, finishing with 298 yards and three touchdowns with zero interceptions on 31-of-40 passing (77.5 pct.) to register a 122.7 passer rating. Herbert's completion percentage was the fourth-highest in a Sunday night contest in NFL history among players with at least 40 passing attempts and zero interceptions.

HIGHEST COMPLETION PCT., SUNDAY NIGHT GAME, MIN. 40 ATT., AND ZERO INTERCEPTIONS, NFL HISTORY

Rk.	Team	Game	Player	Comp. Pct.
1.	N.O.	Nov. 10, 2013 vs. Dal.	QB Drew Brees	82.9
2.	Mia.	Nov. 5, 2017 vs. Oak.	QB Jay Cutler	81.0
3.	N.O.	Oct. 4, 2015 vs. Dal.	QB Drew Brees	80.5
4.	LAC	Oct. 29, 2023 vs. Chi.	QB Justin Herbert	77.5
5.	LAC	Dec. 11, 2022 vs. Mia.	QB Justin Herbert	76.5

Herbert made his first career appearance on *SNF* in Week 11 of 2021 against Pittsburgh, throwing for 382 yards and three touchdowns with an interception on 31-of-40 passing (73.2 pct.) for a 116.1 passer rating. He added 90 rushing yards to become the first player ever to have at least 350 yards passing and 90 yards rushing in a single game.

His 116.1 passer rating was the best in a quarterback's first career start on *SNF* with at least 40 passing attempts since the program began in 2006. It was also the best passer rating by a quarterback ever in their first career start in Sunday night game (min. 40 att.).

PASSER RATING, FIRST CAREER START IN A SUNDAY NIGHT GAME, MINIMUM 40 ATTEMPTS, NFL HISTORY

Rk.	Team	Game	Player	Passer Rtg.
1.	LAC	Nov. 21, 2021 vs. Pit.	QB Justin Herbert	116.1
2.	Ari.	Oct. 2, 2005 vs. S.F.	QB Josh McCown	109.4
3.	StL	Nov. 18, 2001 at N.E.	QB Kurt Warner	105.4

JUSTIN HERBERT

A ROOKIE CAMPAIGN FOR THE AGES

AWARDS

- *The Associated Press* Offensive Rookie of the Year
- *Professional Football Writers of America* Rookie of the Year
- PFWA Offensive Rookie of the Year
- PFWA All-Rookie Selection
- NFL Offensive Rookie of the Month (October)
- NFL Offensive Rookie of the Month (November)
- FedEx NFL Air Player of the Week — Week 11 vs. NYJ (fan vote)
- Voted by fans as the Pepsi Zero Sugar Rookie of the Year
- Nine-time Pepsi Zero Sugar Rookie of the Week (voted by fans)

RECORDS AT THE TIME

- Most passing touchdowns by a rookie quarterback ever (31).
- Most combined touchdowns by a rookie in NFL history (36).
- Most consecutive games by a rookie quarterback with multiple passing touchdowns in NFL history (seven).
- Most performances by a rookie quarterback with 300-plus passing yards in NFL history (eight).
- Most performances by a rookie quarterback with three-plus touchdowns in NFL history (six).
- Most games by a rookie quarterback with multiple touchdown passes in NFL history (10).
- Most completions ever by a rookie quarterback (396).
- Youngest player ever to throw 30 touchdowns in a single season, doing so at 22 years, 299 days old.
- Tied for the longest streak of game-winning drives (three games) in the fourth quarter or overtime by a rookie quarterback in the Super Bowl era (since 1966).
- Recorded the first win in pro football history by a rookie quarterback while posting 300 passing yards, three touchdown passes, a rushing score and no interceptions.
- Most passing touchdowns by a rookie quarterback in a game (four) and a half (three) in *Monday Night Football* history.
- Tied for the longest streak of games with three-plus touchdown passes by a rookie quarterback in NFL history (four).
- Tied for the most 300-yard passing performances in a player's first two career games (two).
- Became the first player since at least 1970 to register over 1,500 passing yards and a 100-plus passer rating through the first five games of a career.
- Set marks for the most passing attempts, completions, passing yards and touchdown passes by a rookie quarterback in Chargers history.
- Recorded the most single-game rushing yards by a quarterback in team annals (66 in Week 7 vs. Jax.).

ACCOMPLISHMENTS AND OTHER NOTES AT THE TIME

- Ranked second among rookie quarterbacks in NFL history with 4,336 passing yards on the season.
- Joined Patrick Mahomes as the only players in history to eclipse 4,000 passing yards in the first 14 starts of a career.
- Became the second player in NFL history to top 250 passing yards in each of the first seven games of a career (Mahomes).
- Threw a touchdown pass in each of his first 10 games played, the second-longest streak to open an career in NFL history.
- Threw for 277 yards in the first half of Week 11, the most by any rookie quarterback in a first half over the last 40 seasons.
- Became the third quarterback in NFL history to have 300 passing yards and a rushing score in a debut.
- Threw for the fourth-most passing yards in a debut since 1970.
- Became the first quarterback to throw a touchdown and run for a score in the first half of a debut since 1954.

OFFENSIVE ROOKIE OF THE YEAR

Justin Herbert earned widespread recognition as the Offensive Rookie of the Year, including as the 10th quarterback in history to win the honor from *The Associated Press*. Herbert was also selected by *Professional Football Writers of America* as Rookie of the Year and Offensive Rookie of the Year — becoming the second and seventh quarterback to win those awards, respectively. He is the first player in history to be recognized with all three honors.

QUARTERBACKS TO WIN AP OFFENSIVE ROOKIE OF THE YEAR

Season	Team	Player	Combined TDs
2023	Hou.	C.J. Stroud	26
2020	LAC	Justin Herbert	36
2019	Ari.	Kyler Murray	24
2016	Dal.	Dak Prescott	29
2012	Was.	Robert Griffin III	27
2011	Car.	Cam Newton	35
2010	StL	Sam Bradford	19
2008	Atl.	Matt Ryan	17
2006	Ten.	Vince Young	19
2004	Pit.	Ben Roethlisberger	18
1970	Buf.	Dennis Shaw	10

HOT OUT OF THE GATE

Justin Herbert kicked off his career with a pair of historic streaks. As a rookie, he tossed a touchdown pass in each of the first 10 games of his career, just one less than the all-time record. Herbert's streak of games with 250-plus passing yards to start a career ended at seven contests, ranking second in NFL history.

PLAYERS WITH A PASSING TOUCHDOWN, CONSECUTIVE GAMES TO START CAREER, NFL HISTORY

Rank	Team	Player	Consecutive Games
1.	Was.	QB Mark Rypien	11
2.	LAC	QB Justin Herbert	10
3.	Den.	QB Jay Cutler	9

PLAYERS WITH 250 PASSING YARDS, CONSECUTIVE GAMES TO START CAREER, NFL HISTORY

Rank	Team	Player	Consecutive Games
1.	K.C.	QB Patrick Mahomes	10
2.	LAC	QB Justin Herbert	7
3.	—	Seven Other Players	2

J.K. DOBBINS



DOBBINS CONTINUES TO DOMINATE

J.K. Dobbins built off his dominant Week 1 performance in Week 2 to record 131 rushing yards and a score on 17 carries (7.7 avg.). He scored on a 43-yard run in the second quarter, his league-leading third run of at least 40 yards in 2024 to that point.

He became just the sixth player in the last 75 years and first since 1998 to record back-to-back games with 130 yards on the ground and a rushing score in his team's first two games of a season. Dobbins also is the seventh player in the last 75 years and first since 2006 to begin a season with two consecutive games with 130-plus yards on the ground.

PLAYERS WITH 130 RUSHING YARDS AND A RUSHING TOUCHDOWN, CONSECUTIVE GAMES TO START SEASON, NFL, SINCE 1948

Season	Team	Player	Consecutive Games
1975	Buf.	RB O.J. Simpson	4
2024	LAC	RB J.K. Dobbins	2
1998	S.F.	RB Garrison Hearst	2
1980	Det.	RB Billy Sims	2
1963	Cle.	RB Jim Brown*	2
1955	BalC**	RB Alan Ameche	2

PLAYERS WITH 130 RUSHING YARDS, CONSECUTIVE GAMES TO START SEASON, NFL, SINCE 1948

Season	Team	Player	Consecutive Games
1975	Buf.	RB O.J. Simpson	4
2024	LAC	RB J.K. Dobbins	2
2006	Atl.	RB Warrick Dunn	2
1998	S.F.	RB Garrison Hearst	2
1980	Det.	RB Billy Sims	2
1963	Cle.	RB Jim Brown*	2
1955	BalC**	RB Alan Ameche	2

*Pro Football Hall of Famer

**Chicago Cardinals

SETTING THE PACE

Through the first two weeks of the 2024 season, J.K. Dobbins leads the NFL in rushing yards, rushing average.

RUSHING YARDS, NFL, 2024

Rank	Team	Player	Rushing Yards
1.	LAC	RB J.K. Dobbins	266
2.	S.F.	RB Jordan Mason	247
3.	G.B.	RB Josh Jacobs	235
4.	Phi.	RB Saquon Barkley	204
5.	N.E.	RB Rhamondre Stevenson	201

RUSHING AVERAGE, MINIMUM 15 ATTEMPTS, NFL, 2024

Rank	Team	Player	Rushing Average
1.	LAC	RB J.K. Dobbins	9.85
2.	Bal.	QB Lamar Jackson	7.95
3.	N.E.	RB Antonio Gibson	6.33
4.	Was.	RB Brian Robinson Jr.	5.97
5.	Cle.	RB Jerome Ford	5.68

DOBBINS RUNS WILD IN WEEK 1 WIN

In the Week 1 victory, J.K. Dobbins rushed for 135 yards and a touchdown on 10 carries (13.5 avg.), highlighted by multiple carries of 45-plus yards.

Dobbins, who returned to action after missing all of last season due to injury, became just the third player in the last 30 seasons to post multiple 45-yard runs a Week 1 contest, while his 13.5-yard rushing average was the best by any player in the first week of a season in NFL history (min. 10 att.).

He headlined a Bolts rushing offense that ran for 176 yards and averaged 6.5 yards per attempt in the victory, the best rushing average by any AFC team in Week 1.

RUSHING AVERAGE, SINGLE GAME, MINIMUM 10 ATTEMPTS, KICKOFF WEEKEND, NFL HISTORY

Rk.	Team	Game	Player	Rush Avg.
1.	LAC	Sept. 8, 2024 vs. L.V.	RB J.K. Dobbins	13.5
2.	ChiC*	Sept. 29, 1949 vs. Was.	HB Charley Trippi	13.0
3.	ChiC*	Sept. 27, 1959 vs. Was.	WR Bobby Joe Conrad	12.7
4.	NYJ	Sept. 11, 2023 vs. Buf.	RB Breece Hall	12.7
5.	Buf.	Sept. 8, 2012 at NYJ	RB C.J. Spiller	12.1

*Chicago Cardinals

RUSHES OF 45-PLUS YARDS, SINGLE GAME, KICKOFF WEEKEND, SINCE 1991

Rk.	Team	Game	Player	No.
1.	LAC	Sept. 8, 2024 vs. L.V.	RB J.K. Dobbins	2
	Buf.	Sept. 8, 2012 at NYJ	RB C.J. Spiller	2
	Min.	Sept. 6, 1992 at G.B.	RB Terry Allen	2
4.	—	Several Others		1

DERWIN JAMES JR.

A DEFENSIVE CHESS PIECE

In 2023, **Derwin James Jr.**, totaled a team-high 125 tackles and was one of eight NFL defensive backs on the season to total a sack, an interception, four tackles for loss and 90 tackles.

DEFENSIVE BACKS WITH 90 TACKLES, A SACK, AN INTERCEPTION AND FOUR TACKLES FOR LOSS, NFL, 2023

Rk.	Team	Player	Sacks	TFL	INTs	Tackles
1.	LAC	S Derwin James Jr.	2.0	5	1	125
2.	T.B.	S Antoine Winfield Jr.	6.0	6	3	122
3.	Min.	S Josh Metellus	2.5	7	1	112
4.	Cin.	S Dax Hill	1.5	6	2	110
5.	N.E.	DB Kyle Dugger	1.5	6	2	106
6.	Jax.	S Rayshawn Jenkins	1.0	7	2	100
7.	K.C.	S Justin Reid	3.0	5	1	95
8.	Ind.	CB Kenny Moore II	1.5	8	3	93

In 2022, James became the seventh defensive back since the turn of the century to record at least 100 tackles, four sacks and a forced fumble in a single season.

DEFENSIVE BACKS WITH 100 TACKLES, FOUR SACKS AND A FORCED FUMBLE, SINGLE SEASON, NFL, SINCE 2000

Season	Team	Player	Sacks	FF	Tackles
2023	T.B.	S Antoine Winfield Jr.	6.0	6	122
2022	LAC	S Derwin James Jr.	4.0	2	115
2022	Chi.	DB Jaquan Brisker	4.0	1	104
2019	Car.	S Eric Reid	4.0	1	129
2019	Ten.	CB Logan Ryan	4.5	4	113
2010	Oak.	S Tyvon Branch	4.0	1	101
2005	Ari.	S Adrian Wilson	8.0	1	108
2000	S.D.	S Rodney Harrison	6.0	1	127

MAKING AN IMPACT

Derwin James Jr., eclipsed 500 career tackles in his 67th career game, doing so faster than any defensive back since the turn of the century. He also topped 400 career tackles (55 game) and 300 career tackles (41 games) faster than any defensive back over that span.

FEWEST GAMES TO 500 TACKLES, DEFENSIVE BACKS, NFL, SINCE 2000

Rank	Team/s	Player	Games
1.	LAC	S Derwin James Jr.	67
2.	NYG/Was.	S Landon Collins	68
3.	NYG/Oak./Mia.	S Gibril Wilson	71

FEWEST GAMES TO 400 TACKLES, DEFENSIVE BACKS, NFL, SINCE 1991

Rank	Team	Player	Games
1.	LAC	S Derwin James Jr.	55
2.	NYG	S Landon Collins	56
3.	Jax.	S Johnathan Cyprien	57



ZERO TO SIXTY

Derwin James Jr., posted 445 tackles, 22 tackles for loss and 9.5 sacks in his first 60 games played, becoming the 11th NFL player and the first defensive back to record 400 tackles, 20 tackles for loss and nine sacks within the first 60 games of a career since tackles for loss began being tracked in 2008.

PLAYERS WITH 400 TACKLES, 20 TACKLES FOR LOSS AND NINE SACKS, FIRST 60 CAREER GAMES, NFL, SINCE 2008

Seasons	Team	Player	Sacks	TFL	Tackles
2020-23	Bal.	LB Patrick Queen	13.5	35	404
2018-23	LAC	S Derwin James Jr.	9.5	22	445
2019-22	T.B.	LB Devin White	20.5	35	474
2018-22	Ind.	LB Shaquille Leonard	15.0	30	531
2018-21	Chi.	LB Roquan Smith	14.0	43	517
2016-20	Dal.	LB Jaylon Smith	9.0	20	456
2016-19	G.B.	LB Blake Martinez	9.0	28	487
2012-16	Ind./Chi.	LB Jerrell Freman	12.0	25	512
2012-16	Sea.	LB Bobby Wagner	10.5	27	506
2012-15	T.B.	LB Lavonte David	12.0	66	555
2009-14	Hou.	LB Brian Cushing	11.0	34	438
2007-10	S.F.	LB Patrick Willis	14.0	28	568

James is one of four players — and the only defensive back — since the turn of the century to post 400 tackles, eight interceptions and nine sacks within the first 60 games of a career.

PLAYERS WITH 400 TACKLES, EIGHT INTERCEPTIONS AND NINE SACKS, FIRST 60 CAREER GAMES, NFL, SINCE 2000

Seasons	Team	Player	Sacks	INTs	Tackles
2018-23	LAC	S Derwin James Jr.	9.5	8	445
2018-22	Ind.	LB Shaquille Leonard	15.0	11	531
2012-15	T.B.	LB Lavonte David	12.0	9	555
2009-14	Hou.	LB Brian Cushing	11.0	8	438

DERWIN JAMES JR.



DERWIN AMONG THE BEST THROUGH 50

Derwin James Jr., posted 372 tackles and 9.5 sacks in 50 games played. His 372 tackles were the most by a defensive back in the first 50 games of a career over the last 30 years.

TACKLES, DEFENSIVE BACKS, FIRST 50 CAREER GAMES, NFL, SINCE 1991

Rank	Team	Player	Tackles
1.	LAC	S Derwin James Jr.	372
2.	Jax.	S Johnathan Cyprien	364
3.	NYG	S Landon Collins	349
4.	Ari.	S Budda Baker	343
5.	G.B.	S Morgan Burnett	341

SACKS, DEFENSIVE BACKS, FIRST 50 CAREER GAMES, NFL, SINCE 1982

Rank	Team/s	Player	Sacks
1.	NYJ/Sea.	S Jamal Adams	15.5
2.	Dal.	DB Bill Bates	12.0
3.	T.B.	S Antoine Winfield Jr.	11.0
4.	StL	S Adam Archuleta	10.5
5.	Hou.^	S Keith Bostic	10.0
6.	LAC	S Derwin James Jr.	9.5
	T.B.	CB Ronde Barber	9.5
8.	—	Three Other Players	8.5

^Houston Oilers

James is one of seven players — and the only defensive back — since the turn of the century to post 350 tackles, five interceptions and nine sacks within the first 50 games of a career.

PLAYERS WITH 350 TACKLES, FIVE INTERCEPTIONS AND NINE SACKS, FIRST 50 CAREER GAMES, NFL, SINCE 2000

Seasons	Team	Player	Sacks	INTs	Tackles
2018-22	LAC	S Derwin James Jr.	9.5	7	372
2018-21	Ind.	LB Shaquille Leonard	15.0	9	476
2018-21	Chi.	LB Roquan Smith	13.0	5	422
2012-15	T.B.	LB Lavonte David	10.0	6	463
2012-15	Sea.	LB Bobby Wagner	9.5	5	432
2009-13	Hou.	LB Brian Cushing	9.5	8	358
2000-02	Chi.	LB Brian Urlacher	19.0	6	415

A NOVEMBER TO REMEMBER

In a dominant November 2022, Derwin James Jr., posted 37 tackles (20 solo), two sacks, an interception and a pair of forced fumbles. He was the only defender during the month to have a sack, a pick and a forced fumble. James was recognized as AFC Defensive Player of the Month for his efforts in November.

James was also the only defensive back in the last 30 years and first player in a decade to have at least 30 tackles, multiple sacks, an interception and a forced fumble in a single November.

PLAYERS WITH 30 TACKLES, TWO SACKS, AN INTERCEPTION AND A FORCED FUMBLE, SINGLE NOVEMBER, NFL, SINCE 1991

Season	Team	Player	Sacks	FF	INTs	Tackles
2022	LAC	S Derwin James Jr.	2.0	2	1	37
2013	Oak.	LB Nick Roach	4.5	2	1	38
2009	Sea.	LB David Hawthorne	3.0	1	2	50
2008	Pit.	LB James Harrison	5.5	3	1	36
2005	Jax.	LB Mike Peterson	2.0	1	1	37
2004	Car.	LB Will Witherspoon	2.0	1	2	36
2003	Phi.	LB Nate Wayne	3.0	2	1	36
2001	G.B.	LB Nate Wayne	2.0	1	2	39
1999	T.B.	LB Derrick Brooks	2.0	2	2	39

DERWIN'S PICKS AND SACKS BY PASSER

Derwin James Jr., has recorded eight interceptions and 11.5 sacks in his career. He has brought down Patrick Mahomes the most, totaling two sacks of the Texas Tech product. Below is a look at his career regular-season sacks and interceptions by passer:

REGULAR-SEASON CAREER INTs BY PASSER (8)

INTs	Passer	Most Recent INT
1	QB Tyson Bagent	Oct. 29, 2023 vs. Chi.
	QB Derek Carr	Oct. 4, 2021 vs. L.V.
	QB Nick Foles	Dec. 26, 2022 at Ind.
	QB Jared Goff	Sept. 23, 2018 at LAR
	QB Drew Lock	Nov. 28, 2021 at Den.
	QB Kyler Murray	Nov. 27, 2022 at Ari.
	QB Ben Roethlisberger	Dec. 2, 2018 at Pit.
	QB Josh Rosen	Nov. 25, 2018 vs. Ari.

REGULAR-SEASON CAREER SACKS BY PASSER (11.5)

Sacks	Passer	Most Recent Sack
2.0	QB Patrick Mahomes	Nov. 20, 2022 vs. K.C.
1.5	QB Baker Mayfield	Oct. 10, 2021 vs. Cle.
1.0	QB Josh Allen	Sept. 16, 2018 at Buf.
	QB C.J. Beathard	Sept. 30, 2018 vs. S.F.
	QB Derek Carr	Sept. 11, 2022 vs. L.V.
	QB Marcus Mariota	Nov. 6, 2022 at Atl.
	QB Jarrett Stidham	Dec. 31, 2023 at Den.
	QB Russell Wilson	Oct. 17, 2022 vs. Den.
	QB Bailey Zappe	Dec. 3, 2023 at N.E.
0.5	QB Joe Burrow	Dec. 5, 2021 at Cin.
	QB Dak Prescott	Sept. 19, 2021 vs. Dal.

KHALIL MACK

MACK ATTACK

Since entering the NFL in 2014, **Khalil Mack** has totaled 103.0 sacks, the second-most over that span. He's one of football's top defenders at forcing turnovers, tying for the league lead in forced fumbles and ranking No. 2 in strip-sacks since entering the NFL.

Mack's 250 career hurries lead the league since he entered the NFL in 2014, while his 435 pressures rank No. 2 over that span.

SACKS, NFL, SINCE 2014

Rank	Team/s	Player	Sacks
1.	LAR	DT Aaron Donald	111.0
2.	Oak./Chi./LAC	OLB Khalil Mack	103.0
3.	Pit.	LB T.J. Watt	98.5
4.	N.O.	DE Cameron Jordan	96.0
5.	N.E./Ari./L.V.	OLB Chandler Jones	94.5

FORCED FUMBLES, NFL, SINCE 2014

Rank	Team/s	Player	Forced Fum.
1.	Oak./Chi./LAC	OLB Khalil Mack	30
	N.E./Ari./L.V.	OLB Chandler Jones	30
3.	Pit.	LB T.J. Watt	27
4.	T.B.	LB Lavonte David	26
5.	LAR	DT Aaron Donald	24

STRIP-SACKS, NFL, SINCE 2014

Rk.	Team/s	Player	Strip Sacks
1.	N.E./Ari./L.V.	OLB Chandler Jones	26
2.	Oak./Chi./LAC	OLB Khalil Mack	23
3.	Pit.	LB T.J. Watt	20
4.	Den./T.B.	OLB Shaquil Barrett	19
5.	Cle.	DE Myles Garrett	18
	LAR	DT Aaron Donald	18
	StL./LAR/Mia./Dal./Chi./Phi.	LB Robert Quinn	18
	Jax./Min./Bal./L.V./Ind./Chi.	DE Yannick Ngakoue	18

QUARTERBACK HURRIES, NFL, SINCE 2014

Rank	Team/s	Player	Hurries
1.	Oak./Chi./LAC	OLB Khalil Mack	250
2.	LAR	DT Aaron Donald	214
3.	N.O.	DE Cameron Jordan	211
4.	Den./LAR/Buf.	OLB Von Miller	208
5.	Buf./Hou.	DL Jerry Hughes	204

DEFENSIVE PRESSURES, NFL, SINCE 2014

Rank	Team/s	Player	Pressures
1.	LAR	DT Aaron Donald	475
2.	Oak./Chi./LAC	OLB Khalil Mack	435
3.	N.O.	DE Cameron Jordan	394
4.	Hou./Ari.	DE J.J. Watt	393
5.	Den./LAR/Buf.	OLB Von Miller	391



MACK DOMINATES NOVEMBER

In November 2023, **Khalil Mack** led all NFL players during the month with 6.0 sacks and two strip-sacks, while adding 23 tackles (19 solo), five tackles for loss, five quarterback hits and three passes defended. Mack was recognized as AFC Defensive Player of the Month for his efforts in November.

Mack became just the second player in the last 15 years to record five sacks, five tackles for loss, multiple pass breakups and multiple strip-sacks in a single November and is just the sixth player to do so in any month over the past 15 seasons.

PLAYERS WITH FIVE SACKS, FIVE TACKLES FOR LOSS, MULTIPLE STRIP-SACKS AND MULTIPLE PASSES DEFENSED, SINGLE MONTH, NFL, SINCE 2008

Month	Team	Player	Sks	TFLs	PD	Strip-Sks
Nov. 2023	LAC	OLB Khalil Mack	6.0	5	3	2
Sept. 2023	Pit.	LB T.J. Watt	6.0	5	2	2
Sept. 2019	T.B.	OLB Shaquil Barrett	9.0	7	2	3
Nov. 2016	NYG	DE Jason Pierre-Paul	5.5	5	4	2
Oct. 2011	Min.	DE Jared Allen	8.0	7	2	2
Oct. 2009	Was.	DE Andre Carter	5.5	7	2	2

MACK TOPS 100 CAREER SACKS

In the 150th regular-season game of his career, **OLB Khalil Mack** eclipsed 100 career sacks in the second quarter on a nine-yard takedown. Among active players, Mack's 103.0 sacks rank No. 4.

SACKS, ACTIVE NFL PLAYERS

Rank	Team/s	Player	Sacks
1.	Den./LAR/Buf.	OLB Von Miller	125.5
2.	N.O.	DE Cameron Jordan	117.5
3.	Ari./Jax./Bal./Atl./Mia.	DL Calais Campbell	106.5
4.	Oak./Chi./LAC	OLB Khalil Mack	103.0
5.	Pit.	LB T.J. Watt	98.5
6.	Cle.	DE Myles Garrett	90.5

KHALIL MACK

MACK DROPS SIX SACKS IN VICTORY



Khalil Mack had a historic performance in the team's 2023 Week 4 win over the Raiders. He set a career high with six sacks, including a pair of strip-sacks. It was the first six-sack performance by any NFL player since 2017 and just the sixth since the stat began being tracked in 1982.

Mack added 10 tackles (eight solo), five tackles for loss, four quarterback hits and a pass defended. He was the only player since at least 2000 to have six sacks and at least 10 tackles in a single game. He was recognized as AFC Defensive Player of the Week for his performance, the fourth weekly award of his career.

Along with his five-sack performance in 2015, Mack joined Hall of Fame LB Derrick Thomas as the only players with multiple games of five or more sacks since the stat started being tracked in 1982.

SACKS, SINGLE GAME, NFL, SINCE 1982

Rk.	Team	Game	Player	Sacks
1.	K.C.	Nov. 11, 1990 vs. Sea.	LB Derrick Thomas	7.0
2.	LAC	Oct. 1, 2023 vs. L.V.	OLB Khalil Mack	6.0
	Atl.	Nov. 12, 2017 vs. Dal.	DL Adrian Clayborn	6.0
	NYG	Sept. 30, 2007 vs. Phi.	DE Osi Umenyiora	6.0
	K.C.	Sept. 6, 1998 vs. Oak.	LB Derrick Thomas	6.0
	S.F.	Nov. 13, 1983 vs. N.O.	DE Fred Dean	6.0
7.	S.F.	Nov. 19, 2012 vs. Chi.	OLB Aldon Smith	5.5
	Det.	Sept. 4, 1983 at T.B.	DE William Gay	5.5

MACK MAKES HISTORY

Khalil Mack eclipsed 12 sacks in 2024, the third season of his career with at least 12 sacks — and with his third franchise. He joined Hall of Famer Kevin Greene as the only two players to have a 12-sack season with three different franchises since the individual sack became an official statistic in 1982.

PLAYERS WITH 12-SACK SEASON WITH THREE DIFFERENT FRANCHISES, NFL, SINCE 1982

Player	Teams (Seasons)
OLB Khalil Mack	Raiders ('15), Bears ('18), Chargers ('23)
LB Kevin Greene*	Rams ('88-90), Steelers ('93-94), Panthers ('96, '99)

**Pro Football Hall of Famer*

TOP OF THE CHARTS

Khalil Mack ranked fourth in the NFL in 2023 with 17.0 sacks, setting a new single-season career high. His four strip-sacks were tied for the second-most in the NFL.

SACKS, NFL, 2023

Rank	Team	Player	Sacks
1.	Pit.	LB T.J. Watt	19.0
2.	Cin.	DE Trey Hendrickson	17.5
	Jax.	OLB Josh Allen	17.5
4.	LAC	OLB Khalil Mack	17.0
5.	Min.	OLB Danielle Hunter	16.5
6.	L.V.	DE Maxx Crosby	14.5

STRIP SACKS, NFL, 2023

Rank	Team	Player	Strip-Sacks
1.	Mia.	LB Bradley Chubb	5
2.	LAC	OLB Khalil Mack	4
	Cle.	DE Myles Garrett	4
	Pit.	LB T.J. Watt	4
5.	Cin.	DE Trey Hendrickson	3
	Det.	DE Aidan Hutchinson	3
	Ind.	DE Samson Ebukam	3
	L.V.	DE Malcolm Koonce	3
	Min.	OLB Danielle Hunter	3
	T.B.	OLB Shaquil Barrett	3

MACK MAKES HISTORY

By setting his career high with 17.0 sacks in 2023, **Khalil Mack** tied for the most sacks in a single season by a Charger since the individual sack began being tracked in 1982.

Mack forced a total of five fumbles on the year, including four that were strip-sacks. Since forced fumbles began being tracked in 1994, Mack's five tied for the third-most by a Charger in a single season.

SACKS, SINGLE SEASON, CHARGERS, SINCE 1982

Rank	Season	Player	Sacks
1.	2023	OLB Khalil Mack	17.0
	2006	LB Shawne Merriman	17.0
	1992	DE Leslie O'Neal	17.0
4.	1986	DE Lee Williams	15.0
5.	1989	DE Lee Williams	14.0

FORCED FUMBLES, SINGLE SEASON, CHARGERS, SINCE 1994

Rank	Season	Player	Forced Fumbles
1.	2021	OLB Joey Bosa	7
	2009	LB Shaun Phillips	7
3.	2023	OLB Khalil Mack	5
	—	Two Other Players	5

KHALIL MACK

KHALIL RE-WRITES THE RECORD BOOK

With six sacks in the 2023 Week 4 victory over Las Vegas, **Khalil Mack** set the franchise single-game record, breaking DE Leslie O'Neal's mark of five sacks in 1986.

SACKS, SINGLE GAME, CHARGERS, SINCE 1982

Rank	Game	Player	Sacks
1.	Oct. 1, 2023 vs. L.V.	OLB Khalil Mack	6.0
	Nov. 16, 1986 vs. Dal.	DE Leslie O'Neal	5.0
3.	Dec. 18, 2011 vs. Bal.	OLB Antwan Barnes	4.0
	Oct. 3, 2010 vs. Ari.	LB Shaun Phillips	4.0
	Oct. 22, 1995 at Sea.	DE Leslie O'Neal	4.0
	Dec. 6, 1992 at Phx.*	DE Leslie O'Neal	4.0
	Dec. 22, 1991 vs. Den.	DE Leslie O'Neal	4.0

*Phoenix Cardinals

MACK'S PICKS BY PASSER

Khalil Mack has picked off three passes, including two that he returned for a touchdown. Below is a look at his career regular-season interceptions by quarterback:

REGULAR-SEASON CAREER INTs BY PASSER (3)

INTs	Passer	Most Recent INT
1	QB Kirk Cousins	Nov. 16, 2020 vs. Min.
	QB DeShone Kizer	Sept. 9, 2018 at G.B.
	QB Cam Newton	Nov. 27, 2016 vs. Car.



MACK'S SACKS BY PASSER

Khalil Mack has sacked 47 different players in the regular season for a total of 103.0 career sacks. Below is a look at his career sacks by quarterback:

REGULAR-SEASON CAREER SACKS BY PASSER (103.0)

Sacks	Passer	Most Recent Sack
6.0	QB Aidan O'Connell	Oct. 1, 2023 vs. L.V.
	QB Brock Osweiler	Nov. 21, 2016 vs. Hou.
5.5	QB Aaron Rodgers	Oct. 17, 2021 vs. G.B.
	QB Alex Smith	aDec. 10, 2017 at K.C.
5.0	QB Trevor Siemian	Nov. 26, 2017 vs. Den.
4.0	QB Derek Carr	Sept. 11, 2022 L.V.
	QB Kirk Cousins	Dec. 20, 2020 at Min.
	QB Dak Prescott	Oct. 16, 2023 vs. Dal.
3.0	QB Tom Brady	Oct. 8, 2020 vs. T.B.
	QB Jared Goff	Oct. 3, 2021 vs. Det.
	QB Josh McCown	Sept. 17, 2017 vs. NYJ
2.0	QB Sam Bradford	Sept. 23, 2018 at Ari.
	QB Teddy Bridgewater	Oct. 18, 2020 at Car.
	QB Joe Flacco	Sept. 15, 2019 at Den.
	QB Lamar Jackson	Nov. 26, 2023 vs. Bal.
	QB Daniel Jones	Sept. 20, 2020 vs. NYG
	QB Colin Kaepernick	Dec. 7, 2017 vs. S.F.
	QB Case Keenum	Sept. 23, 2019 at Was.
	QB Jordan Love	Nov. 19, 2023 at G.B.
	QB Patrick Mahomes	Sept. 15, 2022 at K.C.
	QB Marcus Mariota	Nov. 29, 2015 at Ten.
	QB Baker Mayfield	Sept. 26, 2021 at Cle.
	QB Philip Rivers	Oct. 27, 2019 vs. LAC
	QB Geno Smith	Dec. 3, 2017 vs. NYG
	QB Matthew Stafford	Nov. 11, 2018 vs. Det.
	QB Russell Wilson	Oct. 17, 2022 vs. Den.
	QB Zach Wilson	Nov. 6, 2023 at NYJ
	QB Jameis Winston	Oct. 30, 2016 at T.B.
	QB Bailey Zappe	Dec. 3, 2023 at N.E.
1.5	QB Gardner Minshew II	Sept. 8, 2024 vs. L.V.
1.0	QB Blake Bortles	Oct. 23, 2016 at Jax.
	QB Drew Brees	Nov. 1, 2020 vs. N.O.
	QB Joe Burrow	Sept. 19, 2021 vs. Cin.
	QB Jay Cutler	Oct. 4, 2015 at Chi.
	QB Ryan Fitzpatrick	Sept. 30, 2018 vs. T.B.
	QB Nick Foles	Dec. 26, 2022 at Ind.
	QB Blaine Gabbert	Jan. 7, 2024 vs. K.C.
	QB Jimmy Garoppolo	Nov. 13, 2022 at S.F.
	QB DeShone Kizer	Sept. 9, 2018 at G.B.
	QB Eli Manning	Dec. 2, 2018 at NYG
	QB Davis Mills	Oct. 2, 2022 at Hou.
	QB Cam Newton	Nov. 27, 2016 vs. Car.
	QB Kyle Orton	Dec. 21, 2014 vs. Buf.
	QB Jarrett Stidham	Dec. 31, 2023 at Den.
	QB Tyrod Taylor	Dec. 4, 2016 vs. Buf.
0.5	QB Deshaun Watson	Dec. 13, 2020 vs. Hou.
	QB Matt Ryan	Sept. 27, 2020 at Atl.

POSTSEASON CAREER SACKS BY PASSER (1.0)

Sacks	Passer	Most Recent Sack
1.0	QB Trevor Lawrence	Jan. 14, 2023 at Jax.*

*AFC Wild Card

JOEY BOSA



NOT YOUR AVERAGE JOEY

Since entering the NFL in 2016, **Joey Bosa** has been a force, recording the sixth-best sacks-per-game over that span (min. 80 games played). He is also tied for No. 9 in that time with 69.0 sacks.

SACKS PER GAME, MIN. 80 GAMES PLAYED, SINCE 2016

Rank	Team/s	Player	Sacks/Game
1.	Pit.	LB T.J. Watt	0.93
2.	Cle.	DE Myles Garrett	0.89
3.	Min./Hou.	OLB Danielle Hunter	0.78
4.	Ari./L.V.	OLB Chandler Jones	0.77
5.	LAR	DT Aaron Donald	0.75
6.	LAC	OLB Joey Bosa	0.73
7.	Oak./Chi./LAC	OLB Khalil Mack	0.69
8.	N.O./Cin.	DE Trey Hendrickson	0.65
9.	L.V.	DE Maxx Crosby	0.65
10.	Den./LAR/Buf.	OLB Von Miller	0.64

SACKS, NFL, SINCE 2016

Rank	Team/s	Player	Sacks
1.	Pit.	LB T.J. Watt	98.5
2.	LAR	DT Aaron Donald	91.0
3.	Cle.	DE Myles Garrett	90.5
4.	Oak./Chi./LAC	OLB Khalil Mack	84.0
5.	Min./Hou.	OLB Danielle Hunter	83.0
6.	N.O.	DE Cameron Jordan	78.5
7.	K.C.	DT Chris Jones	77.0
8.	Ari./L.V.	OLB Chandler Jones	76.0
9.	LAC	OLB Joey Bosa	69.0
	Jax./Min./Bal./L.V./Ind./Chi.	DE Yannick Ngakoue	69.0
11.	Bal./N.E./Atl.	LB Matthew Judon	68.0

FORCING THE ISSUE

After leading the NFL with seven strip-sacks in 2021, **Joey Bosa** continues to be among the league's best at jarring the ball free. He had one strip-sack in 2023 to reach 14 career strip-sacks. Despite missing 21 games since 2021, Bosa is tied for the most in the NFL over that span with nine strip-sacks and ranks tied for No. 1 in forced fumbles

STRIP-SACKS, NFL, SINCE 2021

Rank	Team/s	Player	Strip-Sacks
1.	LAC	OLB Joey Bosa	9
	Cin.	DE Trey Hendrickson	9
	Cle.	DE Myles Garrett	9
4.	Car./Phi./NYJ	LB Haason Reddick	8
	Den./Mia.	OLB Bradley Chubb	8
	Pit.	LB T.J. Watt	8
7.	—	Four Other Players	7

FORCED FUMBLES, NFL, SINCE 2021

Rank	Team/s	Player	Forced Fumbles
1.	LAC	OLB Joey Bosa	10
	Pit.	LB T.J. Watt	10
3.	Cin.	DE Trey Hendrickson	9
	Cle.	DE Myles Garrett	9
	Den./Mia.	OLB Bradley Chubb	9
	T.B.	S Antoine Winfield Jr.	9
	S.F.	LB Fred Warner	9
8.	Car./Phi./NYJ	LB Haason Reddick	8
	Ind./Phi.	LB Shaquille Leonard	8
	Pit.	LB Alex Highsmith	8
	S.F.	DL Nick Bosa	8

Bosa has gone for the ball when taking down the quarterback since he entered the NFL. His 14 career strip-sacks are the ninth-most since 2016.

10 of Bosa's 14 career strip-sacks came on third down, which leads the NFL over that span. Seven of his third-down strip-sacks have come since 2021, which is also a league-high.

STRIP-SACKS, THIRD DOWN, NFL, SINCE 2016

Rk.	Team/s	Player	Strip-Sacks
1.	LAC	OLB Joey Bosa	10
2.	StL/LAR/Mia./Dal./Chi./Phi.	LB Robert Quinn	8
	Jax./LAR/Atl./Dal.	DE Dante Fowler Jr.	8
4.	LAR	DT Aaron Donald	7
5.	—	Five Other Players	6

STRIP-SACKS, THIRD DOWN, NFL, SINCE 2021

Rank	Team/s	Player	Strip-Sacks
1.	LAC	OLB Joey Bosa	7
2.	S.F./Ind.	DE Samson Ebukam	5
3.	Chi./Sea.	Darrell Taylor	4
	Cin.	DE Trey Hendrickson	4
	T.B.	OLB Shaquil Barrett	4
5.	—	Six Other Players	3

JOEY BOSA

BOSA'S SACKS BY PASSER

Joey Bosa has 69.0 career sacks. He has sacked QB Derek Carr 8.5 times in his career, more than he's sacked any other quarterback. Bosa has brought down 41 different passers in his career, including 17 more than once. Below is a look at his career sacks by passer:

REGULAR-SEASON CAREER SACKS BY PASSER (69.0)

Sacks	Passer	Most Recent Sack
8.5	QB Derek Carr	Sept. 11, 2022 vs. L.V.
4.0	QB Ryan Tannehill	Sept. 17, 2023 at Ten.
3.5	QB Trevor Siemian	Oct. 22, 2017 vs. Den.
	QB Gardner Minshew II	Sept. 8, 2024 vs. L.V.
2.5	QB Patrick Mahomes	Dec. 16, 2021 vs. K.C.
	QB Josh Rosen	Sept. 29, 2019 at Mia.
	QB Zach Wilson	Nov. 6, 2023 at NYJ
2.0	QB Josh Allen	Nov. 29, 2020 at Buf.
	QB Kirk Cousins	Sept. 24, 2023 at Min.
	QB Robert Griffin III	Dec. 24, 2016 at Cle.
	QB Eli Manning	Oct. 8, 2015 at NYG
	QB Ben Roethlisberger	Nov. 21, 2021 vs. Pit.
	QB Matt Ryan	Oct. 23, 2016 at Atl.
	QB Alex Smith	Sept. 24, 2017 vs. K.C.
	QB Mitchell Trubisky	Oct. 27, 2019 at Chi.
1.5	QB Lamar Jackson	Oct. 17, 2021 at Bal.
	QB Aaron Rodgers	Nov. 3, 2019 vs. G.B.
1.0	WR Davante Adams	Sept. 11, 2022 vs. L.V.
	QB Tyson Bagent	Oct. 29, 2023 vs. Chi.
	QB Matt Barkley	Nov. 29, 2020 at Buf.
	QB Blake Bortles	Nov. 12, 2017 at Jax.
	QB Tom Brady	Oct. 29, 2017 at N.E.
	QB Drew Brees	Oct. 12, 2020 at N.O.
	QB Teddy Bridgewater	Sept. 27, 2020 vs. Car.
	QB Jacoby Brissett	Sept. 8, 2019 vs. Ind.
	QB Joe Burrow	Sept. 13, 2020 at Cin.
	QB Jeff Driskel	Dec. 9, 2018 vs. Cin.
	QB Joe Flacco	Oct. 6, 2019 vs. Den.
	QB Ryan Fitzpatrick	Sept. 12, 2021 at Was.
	QB Mike Glennon	Dec. 12, 2021 vs. NYG
	QB Jalen Hurts	Nov. 7, 2021 at Phi.
	QB Case Keenum	Dec. 30, 2017 at Den.
	QB DeShone Kizer	Dec. 3, 2017 vs. Cle.
	QB Drew Lock	Nov. 28, 2021 at Den.
	QB Cam Newton	Dec. 11, 2016 at Car.
	QB Tyrod Taylor	Nov. 19, 2017 vs. Buf.
	QB Russell Wilson	Jan. 8, 2023 at Den.
	QB Jameis Winston	Dec. 4, 2016 vs. T.B.
	QB Bryce Young	Sept. 15, 2024 at Car.
0.5	QB Brock Osweiler	Nov. 27, 2016 at Hou.
	QB Deshaun Watson	Sept. 22, 2019 vs. Hou.

POSTSEASON CAREER SACKS BY PASSER (1.0)

Sacks	Passer	Most Recent Sack
1.0	QB Lamar Jackson	Jan. 6, 2019 at Bal.* *AFC Wild Card



ONE OF A KIND

With 8.5 sacks in his first eight games of 2017, **Joey Bosa** brought his career total to 19.0 sacks over his first 20 career games. That topped the previous NFL record of 18.5 set by Aldon Smith in 2012.

SACKS, FIRST 20 CAREER GAMES, NFL HISTORY

Rank	Team	Player	Sacks
1.	Chargers	DE Joey Bosa	19.0
2.	49ers	LB Aldon Smith	18.5
3.	Cowboys	LB Micah Parsons	17.0
	Packers	LB Clay Matthews	17.0

BRING THE HEAT

Joey Bosa ranks third in sacks in team history after reaching 60 for his career. He eclipsed 50 in his 67th game of his career, setting the mark for the fastest by any player in Chargers history.

CAREER SACKS LEADERS, CHARGERS HISTORY SINCE 1982

Rank	Seasons	Player	Sacks
1.	1986-95	DE Leslie O'Neal	105.5
2.	2004-12	LB Shaun Phillips	69.5
3.	2016-Present	OLB Joey Bosa	69.0
4.	1984-90	DE Lee Williams	65.5
5.	2012-20	DE Melvin Ingram III	49.0
6.	1990-2002	LB Junior Seau	47.0

FEWEST GAMES TO 50 SACKS, CHARGERS HISTORY

Rank	Seasons	Player	Games
1.	2016-21	OLB Joey Bosa	67
2.	1986-91	DE Leslie O'Neal	70
3.	1984-89	DE Lee Williams	75
4.	2004-10	LB Shaun Phillips	96

CAMERON DICKER

MAKING NFL HISTORY

Cameron Dicker has made 57-of-60 career field goal attempts. His field goal percentage of 95.0 is the best in NFL history by a player with at least 50 attempts.

FIELD GOAL PCT., MIN. 50 ATTEMPTS, NFL HISTORY

Rank	Team/s	Player	Field Goal Pct. (Made-Att.)
1.	Phi./LAC	K Cameron Dicker	95.0 (57-60)
2.	Bal.	K Justin Tucker	89.9 (400-445)
3.	K.C.	K Harrison Butker	89.3 (201-225)
4.	Chi./NYJ/Car.	K Eddie Pineiro	89.2 (91-102)
5.	LAC/Atl.	K Younghoe Koo	88.8 (158-178)

DICKER KICKS CONSISTENTLY

Cameron Dicker has made all 49 of his field goal attempts from less than 50 yards out, good for the best percentage by any NFL kicker in at least the last 30 seasons (min. 40 attempts of less than 50 yards).

FIELD GOAL PCT., LESS THAN 50-YARD ATTEMPTS, MIN. 40 ATTEMPTS, NFL, SINCE 1991

Rank	Team/s	Player	Field Goal Pct. (Made-Att.)
1.	Phi./LAC	K Cameron Dicker	100.0 (49-49)
2.	Bal.	K Justin Tucker	95.5 (342-358)
3.	K.C.	K Harrison Butker	93.5 (172-184)
4.	LAC/Atl.	K Younghoe Koo	91.8 (135-147)
5.	Jax./Det./Cle.	K Riley Patterson	91.8 (56-61)

EXTRA POINTS

Cameron Dicker has all made 62-of-63 of his career extra point attempts, registering a 98.4 percentage. It's the third-best percentage by any kicker with at least 50 extra point attempts since the PAT was moved back in 2015.

EXTRA POINT PERCENTAGE, MIN. 50 ATT., NFL, SINCE 2015

Rk.	Team/s	Player	Made PAT	Missed PAT	PAT Pct.
3.	S.F.	K Jake Moody	64	1	98.5
2.	7 Teams*	K Chase McLaughlin	127	2	98.4
3.	Phi./LAC	K Cameron Dicker	62	1	98.4
4.	Bal.	K Justin Tucker	358	6	98.3
5.	NYG	K Josh Brown	53	1	98.1
6.	N.O.	K Blake Grupe	50	1	98.0

*Chargers, Colts, 49ers, Jets, Jaguars, Browns, Colts, Buccaneers



THE BEST THROUGH THREE SEASONS

As a rookie, **Cameron Dicker** made 21-of-22 field goals (95.5 pct.) to set the record for best field goal percentage by a rookie kicker since the 1970 NFL-AFL Merger (min. 15 att.). He has continued his excellence with the Bolts, making 57-of-60 career attempts (95.0 pct.). Dicker's 95.0 career field goal percentage is the best within the first three seasons of a career among kickers with at least 50 field goal attempts.

FIELD GOAL PCT., FIRST THREE SEASONS, MIN. 50 ATTEMPTS, NFL, SINCE 1970

Rank	Team/s	Player	Field Goal Pct. (Made-Att.)
1.	Phi./LAC	K Cameron Dicker	95.0 (57-60)
2.	Dal.	K Dan Bailey	90.8 (89-98)
3.	Bal.	K Justin Tucker	89.8 (97-108)
4.	K.C.	K Harrison Butker	89.7 (96-107)
5.	Ind.	K Mike Vanderjagt	89.6 (86-96)

TWO SEASONS FOR THE AGES

In 10 games played with the Bolts in 2022, **Cameron Dicker** made 19-of-20 field goal attempts (95.0 pct.). It set the best single-season field goal percentage in team history among players with at least 15 field goal attempts.

In 2023, Dicker made 31-of-33 field goals (93.9 pct.), good for the second-best single-season field goal percentage in franchise history (min. 15 att.).

FIELD GOAL PCT., MIN. 15 ATTEMPTS, SINGLE SEASON, CHARGERS HISTORY

Rank	Season	Player	Field Goal Pct. (Made-Att.)
1.	2022	K Cameron Dicker	95.0 (19-20)
2.	2023	K Cameron Dicker	93.9 (31-33)
3.	2018	K Michael Badgley	93.8 (15-16)
4.	2013	K Nick Novak	91.9 (34-37)
5.	2009	K Nate Kaeding	91.4 (32-35)
6.	1990	K John Carney	90.5 (19-21)

OTHER PLAYER NOTES

POONA PICKS HIS FIRST PASS

In the fourth quarter of the Week 1 victory, **DL Poona Ford** hauled in a pass deflected by **OLB Khalil Mack** for his first career interception. Ford is the first defensive lineman in the NFL with a pick this season and was just the second defensive lineman to have a tackle for loss, interception and multiple pass breakups in a single game since tackles for loss began being tracked in 2008.

INTERIOR DEFENSIVE LINEMEN WITH TACKLE FOR LOSS, INTERCEPTION AND MULTIPLE PASSES DEFENSED, SINGLE GAME, NFL, SINCE 2008

Game	Team	Game	TFL	INT	PD
Sept. 8, 2024 vs. L.V.	LAC	DL Poona Ford	1	1	2
Jan. 1, 2012 vs. NYJ	Mia.	DL Randy Starks	1	2	2

McCONKEY MAKES HIS MARK

In Week 1, **WR Ladd McConkey** made his NFL debut and led the team with five receptions for 39 yards (7.8 avg.), including a 10-yard touchdown catch in the fourth quarter to put the game away. He is just the 10th Charger in history to haul in a touchdown pass in an NFL debut.

DAVIS POSTS A 51-YARD CARRY

On the opening drive in Week 4 last season, **WR Derius Davis** took a handoff 51 yards. It was the second-longest carry for the Bolts of the season and the longest by any non-running back for the Chargers since 2001, when WR Curtis Conway ran 67 yards for a touchdown.

LONGEST RUSHES, NON-RUNNING BACK, CHARGERS HISTORY

Rank	Game	Player	Rushing Length
1.	Nov. 18, 2001 at Oak.	WR Curtis Conway	67 yards
2.	Oct. 1, 2023 vs. L.V.	WR Derius Davis	51 yards
3.	Nov. 7, 2004 vs. N.O.	WR Tim Dwight	48 yards
4.	Jan. 1, 2012 at Oak.	WR Vincent Jackson	41 yards
5.	Nov. 28, 2004 at K.C.	WR Eric Parker	38 yards

SPECIALIST NOTES

SCOTT PINS THEM DEEP

In the team's rain-soaked victory in Week 13 last season, **P JK Scott** set a single-game franchise record by placing seven punts inside the 20, including four inside the 10-yard line. The game marked his third of the season with at least four punts placed inside the 20, which tied for the most in the NFL in 2023.

MOST PUNTS INSIDE THE 20, SINGLE GAMES, CHARGERS HISTORY

Rank	Game	Player	Punts Inside 20
1.	Dec. 3, 2023 at N.E.	P JK Scott	7
2.	Nov. 13, 1994 at KC	P Bryan Wagner	6
3.	Nov. 16, 2014 vs. Oak	P Mike Scifres	5
	Dec. 9, 2012 at Pit	P Mike Scifres	5
	Nov. 4, 2007 at Min	P Mike Scifres	5
	Dec. 28, 2007 vs. Hou	P Mike Scifres	5

MOST GAMES WITH FOUR-PLUS PUNTS INSIDE THE 20-YARD LINE, NFL, 2023

Rank	Team	Player	Games
1.	LAC	P JK Scott	3
	Hou.	P Cameron Johnston	3
	NYG	P Jamie Gillan	3
	Ten.	P Ryan Stonehouse	3
5.	Cle.	P Corey Bojorquez	2
	Jax.	P Logan Cooke	2
	L.V.	P AJ Cole	2
	N.E.	P Bryce Baringer	2
	NYJ	P Thomas Morstead	2
	Pit.	P Pressley Harvin III	2
	Was.	P Tress Way	2

SCOTT SETS TEAM RECORD

P JK Scott boomed an 83-yard punt in 2023's Week 14 game against Denver, setting the record for the longest punt in franchise history.

LONGEST PUNTS, CHARGERS HISTORY

Rank	Game	Player	Length
1.	Dec. 10, 2023 vs. Den.	P JK Scott	83 yards
2.	Nov. 19, 1961 vs. Dal.*	LB/P Paul Maguire	82 yards
3.	Oct. 17, 1971 at Den.	K Dennis Partee	73 yards
4.	Sept. 21, 2014 at Buf.	P Mike Scifres	72 yards
5.	Nov. 10, 2011 vs. Oak.	P Mike Scifres	71 yards
	Oct. 1, 2006 at Bal.	P Mike Scifres	71 yards
	Dec. 4, 2005 vs. Oak.	P Mike Scifres	71 yards
	Sept. 12, 1982 at Den.	P Maury Buford	71 yards
	Nov. 8, 1964 at Den.	QB John Hadl	71 yards

**Dallas Texans*

DAVIS AMONG PUNT RETURN LEADERS

With a conference-best 385 yards on 25 punt returns last season, including one that went for an 87-yard touchdown, **WR Darius Davis** led all NFL qualified returners in 2023 with a 16.0-yard punt return average.

PUNT RETURN AVERAGE, QUALIFYING RETURNERS, NFL, 2023

Rank	Team/s	Player	Punt Return Avg.
1.	LAC	WR Darius Davis	16.0
2.	Phi.	WR Britain Covey	14.4
3.	N.O.	WR/RS Rashid Shaheed	13.6
4.	Bal.	WR Devin Duvernay	12.6
5.	Buf.	WR Deonte Harty	12.4

DAVIS TAKES IT TO THE HOUSE

WR Darius Davis recorded his first career punt return for a touchdown in the first quarter of the team's 2023 Week 9 win against the New York Jets, taking the ball 87 yards to paydirt. It is the longest punt return in the NFL this season and the longest by any NFL rookie since 2017. Davis' return is the longest ever by a Chargers rookie and ranks as the fifth-longest in team history.

LONGEST PUNT RETURNS, CHARGERS HISTORY

Rank	Game	Player	Length
1.	Nov. 24, 1968 vs. NYJ	CB Leslie "Speedy" Duncan	95 yards*
2.	Sept. 25, 1994 at Rai**	CB Darrien Gordon	90 yards*
3.	Sept. 17, 1995 at Phi.	WR/KR Andre Coleman	88 yards*
	Oct. 9, 1997 at N.O.	S Mike Fuller	88 yards*
5.	Nov. 6, 2023 at NYJ	WR Darius Davis	87 yards*
6.	Nov. 2, 1997 at Cin.	WR/KR Eric Metcalf	85 yards*

**Touchdown*

***Los Angeles Raiders*

CAREER NUMBERS AGAINST STEELERS

97		JOEY BOSA															OLB	
REGULAR SEASON DEFENSE																		
Date	Opp.	Res.	GP/GS	Tot	Solo	Asst	Sks	Yds	TFL	QBH	INT	Yds	Lg	TD	PD	FF	FR	Yds
12/02/18	at Pit.	W	1/1	6	4	2	1.0	10	1	1	0	0	—	0	0	0	0	0
10/13/19	Pit.	L	1/1	4	2	2	0.0	0	0	0	0	0	—	0	0	0	0	0
12/21/21	Pit.	W	1/1	4	3	1	1.0	11	1	3	0	0	—	0	0	0	0	0
Totals			2-1	3/3	14	9	5	2.0	21	2	4	0	0	0	0	0	0	0

81		WILL DISSLY						TE	
REGULAR SEASON RECEIVING									
Date	Opp.	Res.	GP/GS	Rec.	Yds	Avg.	Lg	TD	
9/15/19	at Pit.	W	1/1	5	50	10.0	14t	2	
10/17/21	at Pitt.	L	1/1	2	8	4.0	7	1	
12/31/23	Pit.	L	1/1	0	0	0.0	0	0	
Totals			1-2	3/3	7	58	8.3	14t	3

27		J.K. DOBBINS											RB		
REGULAR SEASON OFFENSE															
Date	Opp.	Res.	GP/GS	Att	Yds	Avg.	Lg	TD	Rec.	Yds	Avg.	Lg	TD	Scrim. Yds	Scrim. TD
11/1/20	Pit.	L	1/0	15	113	7.5	28	0	1	8	8.0	8	0	121	0
12/11/22	at Pit.	W	1/1	15	120	8.0	44	1	0	0	0.0	0	0	120	1
1/1/23	Pit.	L	1/1	17	93	5.5	22	0	0	0	0.0	0	0	93	0
Totals			1-2	3/2	47	326	6.9	44	1	1	8	8	0	334	1

48		BUD DUPREE															LB	
REGULAR SEASON DEFENSE																		
Date	Opp.	Res.	GP/GS	Tot	Solo	Asst	Sks	Yds	TFL	QBH	INT	Yds	Lg	TD	PD	FF	FR	Yds
12/19/21	at Pit.	L	1/1	2	1	1	1.0	9	1	1	0	0	—	0	0	0	0	0
Totals			0-1	1/1	2	1	1	1.0	9	1	1	0	0	0	0	0	0	0

4		GUS EDWARDS														RB
REGULAR SEASON OFFENSE																
Date	Opp.	Res.	GP/GS	Att	Yds	Avg.	Lg	TD	Rec.	Yds	Avg.	Lg	TD	Scrim. Yds	Scrim. TD	
11/4/18	Pit.	L	1/0	1	10	10.0	10	0	0	0	0.0	0	0	10	0	
10/6/19	at Pit.	W	1/0	5	17	3.4	7	0	1	6	6.0	6	0	23	0	
12/29/19	Pit.	W	1/1	21	130	6.2	38	0	1	2	2.0	2	0	132	0	
11/1/20	Pit.	L	1/1	16	87	5.4	25	1	0	0	0.0	0	0	87	1	
12/2/20	at Pit.	L	1/1	9	10	1.1	6	1	0	0	0.0	0	0	10	1	
12/11/22	at Pit.	W	1/0	13	66	5.1	16	0	0	0	0.0	0	0	66	0	
1/1/23	Pit.	L	1/0	3	2	0.7	2	0	0	0	0.0	0	0	2	0	
10/8/23	at Pit.	L	1/1	12	48	4.0	11	0	0	0	0.0	0	0	48	0	
1/6/24	Pit.	L	1/1	10	48	4.8	29	0	0	0	0.0	0	0	48	0	
Totals			3-6	9/5	90	418	4.6	38	2	2	8	4.0	6	0	426	2

95		POONA FORD															DL	
REGULAR SEASON DEFENSE																		
Date	Opp.	Res.	GP/GS	Tot	Solo	Asst	Sks	Yds	TFL	QBH	INT	Yds	Lg	TD	PD	FF	FR	Yds
10/17/21	at Pit.	L	1/1	3	1	2	0.0	0	0	0	0	0	—	0	0	0	0	0
Totals			0-1	1/1	3	1	2	0.0	0	0	0	0	0	0	0	0	0	0

56		MORGAN FOX															DL	
REGULAR SEASON DEFENSE																		
Date	Opp.	Res.	GP/GS	Tot	Solo	Asst	Sks	Yds	TFL	QBH	INT	Yds	Lg	TD	PD	FF	FR	Yds
11/10/19	at Pit.	L	1/0	1	1	0	1.0	1	1	1	0	0	—	0	0	0	0	0
Totals			0-1	1/0	1	1	1.0	1	1	1	0	0	—	0	0	0	0	0

CAREER NUMBERS AGAINST STEELERS

7		KRISTIAN FULTON																CB
REGULAR SEASON DEFENSE																		
Date	Opp.	Res.	GP/GS	Tot	Solo	Asst	Sks	Yds	TFL	QBH	INT	Yds	Lg	TD	PD	FF	FR	Yds
10/25/20	Pit.	L	1/1	3	2	1	0.0	0	0	0	0	0	—	0	0	0	0	0
12/19/21	at Pit.	L	1/1	3	3	0	0.0	0	0	0	0	0	—	0	0	0	0	0
11/2/23	at Pit.	L	1/1	5	4	1	0.0	0	1	0	0	0	—	0	1	0	0	0
Totals			0-3	3/3	11	9	2	0.0	0	1	0	0	—	0	1	0	0	0

8		TAYLOR HEINICKE													QB
REGULAR SEASON PASSING															
Date	Opp.	Res.	GP/GS	Cmp	Att	Pct.	Yds	Y/A	TD	INT	Lg	Sacks	Yds Lost	Rating	
12/25/17	Pit.	L	1/0	1	1	100.0	10	10.0	0	0	10	1	16	108.3	
11/8/18	at Pit.	L	1/0	0	0	—	0	—	0	0	0	0	0	—	
Totals			0-2	2/0	1	1	100.0	10	10.0	0	0	10	1	16	
REGULAR SEASON RUSHING															
Date	Opp.	Res.	GP/GS	Att	Yds	Avg.	Lg	TD							
12/25/17	Pit.	L	1/0	1	2	2.0	2	0							
11/8/18	at Pit.	L	1/0	0	0	—	—	0							
Totals			0-2	2/0	1	2	2.0	2							

10		JUSTIN HERBERT											QB	
REGULAR SEASON PASSING														
Date	Opp.	Res.	GP/GS	Cmp	Att	Pct.	Yds	Y/A	TD	INT	Lg	Sacks	Yds Lost	Rating
11/21/21	Pit.	W	1/1	30	41	73.2	382	9.32	3	1	53t	2	8	116.1
Totals			1-0	1/1	30	41	73.2	382	9.32	3	1	53t	2	8
REGULAR SEASON RUSHING														
Date	Opp.	Res.	GP/GS	Att	Yds	Avg.	Lg	TD						
11/21/21	Pit.	W	1/1	9	90	10.0	36	0						
Totals			1-0	1/1	9	90	10.0	36						

88		HAYDEN HURST							TE
REGULAR SEASON RECEIVING									
Date	Opp.	Res.	GP/GS	Rec.	Yds	Avg.	Lg	TD	
11/4/18	Pit.	L	1/0	1	21	21.0	21	0	
10/6/19	at Pit.	W	1/0	4	32	8.0	13	0	
12/29/19	Pit.	W	1/0	2	35	17.5	20	0	
9/11/22	Pit.	L	1/1	5	46	9.2	20	0	
11/20/22	at Pit.	W	1/1	2	28	14.0	21	0	
Totals			3-2	5-2	14	16.2	21	0	

3		DERWIN JAMES JR.																S
REGULAR SEASON DEFENSE																		
Date	Opp.	Res.	GP/GS	Tot	Solo	Asst	Sks	Yds	TFL	QBH	INT	Yds	Lg	TD	PD	FF	FR	Yds
12/02/18	at Pit.	W	1/1	3	2	1	0.0	0	0	0	1	23	23	0	3	0	0	0
11/21/21	Pit.	W	1/1	6	2	4	0.0	0	0	0	0	0	0	0	1	0	0	0
Totals			2-0	2/2	9	4	5	0.0	0	0	1	23	0	0	4	0	0	0

52		KHALIL MACK																LB
REGULAR SEASON DEFENSE																		
Date	Opp.	Res.	GP/GS	Tot	Solo	Asst	Sks	Yds	TFL	QBH	INT	Yds	Lg	TD	PD	FF	FR	Yds
11/8/15	at Pit.	L	1/1	0	0	0	0	0	0	0	0	0	0	0	0	0	0	0
Totals			1-0	1/1	0	0	0	0	0	0	0	0	0	0	0	0	0	0

CAREER NUMBERS AGAINST STEELERS

22		ELIJAH MOLDEN																DB
REGULAR SEASON DEFENSE																		
Date	Opp.	Res.	GP/GS	Tot	Solo	Asst	Sks	Yds	TFL	QBH	INT	Yds	Lg	TD	PD	FF	FR	Yds
12/19/21	at Pit.	L	1/0	4	4	0	0.0	0	1	0	0	0	0	0	0	0	0	0
11/2/23	at Pit.	L	1/1	5	3	2	0.0	0	0	0	0	0	0	0	0	0	0	0
Totals		0-2	2/1	9	7	2	0.0	0	1	0	0	0	0	0	0	0	0	0

5		JOSHUA PALMER						WR
REGULAR SEASON RECEIVING								
Date	Opp.	Res.	GP/GS	Rec.	Yds	Avg.	Lg	TD
11/21/21	Pit.	W	1/0	1	17	17.0	17	0
Totals		1-0	1/0	1	17	17.0	17	0

6		DENZEL PERRYMAN																LB
REGULAR SEASON DEFENSE																		
Date	Opp.	Res.	GP/GS	Tot	Solo	Asst	Sks	Yds	TFL	QBH	INT	Yds	Lg	TD	PD	FF	FR	Yds
10/12/15	Pit	L	1/0	1	1	0	0.0	0	0	0	0	0	0	0	0	0	0	0
10/13/19	Pit.	L	1/1	5	4	1	0.0	0	1	0	0	0	0	0	0	0	0	0
9/19/21	at Pit.	W	1/1	12	6	6	0.0	0	0	0	0	0	0	0	0	0	0	0
1/24/22	at Pit.	L	1/1	4	2	2	0.0	0	1	0	1	24	24	0	1	0	0	0
Totals		1-3	4/3	22	13	9	0.0	0	2	0	1	24	24	0	1	0	0	0

26		ASANTE SAMUEL JR.																CB
REGULAR SEASON DEFENSE																		
Date	Opp.	Res.	GP/GS	Tot	Solo	Asst	Sks	Yds	TFL	QBH	INT	Yds	Lg	TD	PD	FF	FR	Yds
11/21/21	Pit	W	1/1	7	5	2	0.0	0	0	0	0	0	0	0	1	0	0	0
Totals		1-0	1/1	7	5	2	0.0	0	0	0	0	0	0	0	1	0	0	0

90		TEAR TART																DL
REGULAR SEASON DEFENSE																		
Date	Opp.	Res.	GP/GS	Tot	Solo	Asst	Sks	Yds	TFL	QBH	INT	Yds	Lg	TD	PD	FF	FR	Yds
11/2/23	at Pit.	L	1/0	1	1	0	0.0	0	1	0	0	0	0	0	0	0	0	0
Totals		1-0	1/0	1	1	0	0.0	0	1	0	0	0	0	0	0	0	0	0

83		ERIC TOMLINSON						TE
REGULAR SEASON RECEIVING								
Date	Opp.	Res.	GP/GS	Rec.	Yds	Avg.	Lg	TD
9/14/10	Pit.	L	1/0	0	0	0.0	0	0
12/2/20	at Pit.	L	1/0	0	0	0.0	0	0
12/5/21	at Pit.	L	1/0	0	0	0.0	0	0
1/9/22	Pit	L	1/0	0	0	0.0	0	0
Totals		0-4	4/0	1/0	0	0	0.0	0

2024 LOS ANGELES CHARGERS OFFENSIVE STATISTICS

Won 2, Lost 0

9/8/2024 W 22 - 10
9/15/2024 W 26 - 3

Las Vegas Raiders
at Carolina Panthers
Los Angeles Chargers Opponent

Total First Downs	32	21						
Rushing	15	5						
Passing	14	15						
Penalty	3	1						
3rd Down: Made/Att	13/31	6/26						
3rd Down Pct.	41.9%	23.1%						
4th Down: Made/Att	0/0	1/4						
4th Down Pct.	0.0	25.0%						
Possession Avg.	32:17	27:43						
Total Net Yards	665	455						
Avg. Per Game	332.5	227.5						
Total Plays	119	105						
Avg. Per Play	5.6	4.3						
Net Yards Rushing	395	161						
Avg. Per Game	197.5	80.5						
Total Rushes	71	40						
Net Yards Passing	270	294						
Avg. Per Game	135.0	147.0						
Sacked/Yards Lost	2/4	6/47						
Gross Yards	274	341						
Attempts/Completions	46/31	59/43						
Completion Pct.	67.4%	72.9%						
Had Intercepted	1	2						
Punts/Average	10/46.1	12/48.0						
Net Punting Avg.	36	44.3						
Penalties/Yards	10/65	11/105						
Fumbles/Ball Lost	1/1	2/2						
Touchdowns	5	1						
Rushing	2	0						
Passing	3	1						
Returns	0	0						
Score By Periods	Q1	Q2	Q3	Q4	OT	Pts		
Team	9	17	6	16	0	48		
Opponents	7	0	3	3	0	13		
Scoring	TD	Ru	Pa	Rt	PAT	FG	2Pt	Pts
C.Dicker	0	0	0	0	3/4	5/5	0	18
J.Dobbins	2	2	0	0	0/0	0/0	0	12
Q.Johnston	2	0	2	0	0/0	0/0	0	12
L.McConkey	1	0	1	0	0/0	0/0	0	6
Team	5	2	3	0	3/4	5/5	0	48
Opponents	1	0	1	0	1/1	2/3	0	13

2-Pt. Conversions: Team 0/1, Opponents: 0/0

Sacks: J.Bosa 2.0, K.Mack 1.5, D.Perryman 1.0, M.Fox 0.5 **Team:**

5.0, Opponents: 2.0

Passing	Att	Cmp	Yds	Cmp%	Yds/Att	TD	TD%	Int	Int%	Long	Sack	Lost	Rating
J.Herbert	46	31	274	67.4%	6.0	3	6.5%	1	2.2%	29t	2/	4	95.8
Team	46	31	274	67.4%	6.0	3	6.5%	1	2.2%	29t	2/	4	95.8
Opponents	59	43	341	72.9%	5.8	1	1.7%	2	3.4%	33	6/	47	78.4

Rushing	No.	Yds	Avg	Long	TD
J.Dobbins	27	266	9.9	61	2
G.Edwards	29	85	2.9	10	0
J.Herbert	10	24	2.4	13	0
H.Haskins	3	11	3.7	5	0
D.Davis	2	9	4.5	6	0
Team	71	395	5.6	61	2
Opponents	40	161	4.0	23	0

Receiving	No.	Yds	Avg	Long	TD
Q.Johnston	8	89	11.1	29t	2
L.McConkey	7	65	9.3	15	1
W.Dissly	4	42	10.5	15	0
J.Palmer	4	34	8.5	11	0
J.Dobbins	4	4	1.0	3	0
H.Hurst	3	38	12.7	27	0
G.Edwards	1	2	2.0	2	0
S.Matlock	0	0	0.0	0	0
E.Tomlinson	0	0	0.0	0	0
Team	31	274	8.8	29t	3
Opponents	43	341	7.9	33	1

Interceptions	No.	Yds	Avg	Long	TD
P.Ford	1	3	3.0	3	0
E.Molden	1	3	3.0	3	0
Team	2	6	3.0	3	0
Opponents	1	0	0.0	0	0

Punting	No	Yds	Avg	Net	TB	In	Lg	B
J.Scott	10	461	46.1	36.0	3	3	56	0
Team	10	461	46.1	36.0	3	3	56	0
Opponents	12	576	48.0	44.3	1	5	64	0

Punt Returns	Ret	FC	Yds	Avg	Long	TD
D.Davis	2	6	24	12.0	15	0
Team	2	6	24	12.0	15	0
Opponents	3	2	41	13.7	21	0

Kickoff Returns	No.	Yds	Avg	Long	TD
D.Davis	2	48	24.0	35	0
Team	2	48	24.0	35	0
Opponents	4	109	27.3	31	0

Field Goals	1-19	20-29	30-39	40-49	50+
C.Dicker	0/0	2/2	0/0	2/2	1/1
Team	0/0	2/2	0/0	2/2	1/1
Opponents	0/0	0/0	2/2	0/1	0/0

Fumbles Lost: J.Herbert 1 **Total: 1**

Opponent Fumble Recoveries: K.Mack 1, J.Taylor 1 **Total: 2**

2024 LOS ANGELES CHARGERS DEFENSIVE STATISTICS

Official Press Box Totals — Confirmed by league review.

Player	— Tackles —					TFLs	QB Hits	Interceptions	Passes Def.	— Fumbles —	
	Total	Solo	Asst.	Sacks	Yards					Forced	Recoveries
Daiyan Henley	15	9	6	0	0	1	0	0	0	0	0
Derwin James	13	10	3	0	0	0	0	0	0	0	0
Denzel Perryman	12	10	2	1	7	1	1	0	0	0	0
Joey Bosa	9	7	2	2	14	2	3	0	0	1	0
Ja'Sir Taylor	8	6	2	0	0	0	0	0	0	0	1
Asante Samuel	7	6	1	0	0	0	0	0	1	0	0
Elijah Molden	7	3	4	0	0	0	0	1	1	0	0
Kristian Fulton	6	3	3	0	0	1	0	0	1	0	0
Khalil Mack	5	2	3	1.5	10	1	2	0	1	0	1
Poona Ford	5	2	3	0	0	1	1	1	2	0	0
Morgan Fox	4	3	1	0.5	6	0	1	0	0	0	0
Alohi Gilman	4	3	1	0	0	0	0	0	0	0	0
Junior Colson	4	2	2	0	0	0	0	0	1	0	0
Otito Ogbornia	4	1	3	0	0	0	0	0	0	0	0
Bud Dupree	2	1	1	0	0	0	0	0	1	0	0
Teair Tart	2	1	1	0	0	0	0	0	0	0	0
Deane Leonard	1	1	0	0	0	0	0	0	1	0	0
Cam Hart	1	1	0	0	0	0	0	0	0	0	0
Tuli Tuipulotu	1	0	1	0	0	0	0	0	0	0	0
A.J. Finley	1	0	1	0	0	0	0	0	0	0	0
Scott Matlock	0	0	0	0	0	0	0	0	1	0	0
Totals	111	71	40	5	37	7	8	2	10	1	2
<i>Defensive Backs</i>	<i>48</i>	<i>33</i>	<i>15</i>	<i>0</i>	<i>0</i>	<i>1</i>	<i>0</i>	<i>1</i>	<i>4</i>	<i>0</i>	<i>1</i>
<i>Linebackers</i>	<i>31</i>	<i>21</i>	<i>10</i>	<i>1</i>	<i>7</i>	<i>2</i>	<i>1</i>	<i>0</i>	<i>1</i>	<i>0</i>	<i>0</i>
<i>Outside Linebackers</i>	<i>17</i>	<i>10</i>	<i>7</i>	<i>3.5</i>	<i>24</i>	<i>3</i>	<i>5</i>	<i>0</i>	<i>2</i>	<i>1</i>	<i>1</i>
<i>Defensive Line</i>	<i>15</i>	<i>7</i>	<i>8</i>	<i>0.5</i>	<i>6</i>	<i>1</i>	<i>2</i>	<i>1</i>	<i>3</i>	<i>0</i>	<i>0</i>

SPECIAL TEAMS TACKLES

Player	Total Tackles
Deane Leonard	3
Daiyan Henley	2
Troy Dye	1
Junior Colson	1
Elijah Molden	1
Shaquille Quarterman	1
Totals	9

2024 GAME SUMMARIES

WEEK 1 vs. LAS VEGAS

WEEK 2 AT CAROLINA



RAIDERS 10 CHARGERS 22

Sunday, Sept. 8, 2024
SoFi Stadium — Inglewood, Calif.



CHARGERS 26 PANTHERS 3

Sunday, Sept. 15, 2024
Bank of America Stadium — Charlotte, N.C.



GAME STATISTICS

TEAM	1	2	3	4	OT	F
Las Vegas	7	0	0	3	—	10
L.A. Chargers	3	3	3	13	—	22

SCORING SUMMARY

Team	Q	Time	Play
Chargers	1	4:22	C.Dicker 53 yd. Field Goal
Raiders	1	0:45	A.Mattison 31 yd. pass from G.Minshew (D.Carlson kick)
Chargers	2	0:26	C.Dicker 25 yd. Field Goal
Chargers	3	9:08	C.Dicker 24 yd. Field Goal
Chargers	4	14:55	J.Dobbins 12 yd. run (C.Dicker kick)
Raiders	4	10:30	D.Carlson 32 yd. Field Goal
Chargers	4	3:40	L.McConkey 10 yd. pass from J.Herbert (run failed)

TEAM STATISTICS

	LV	LAC
FIRST DOWNS:	14	11
TOTAL NET YARDS:	296	316
NET RUSHING YARDS:	71	176
NET PASSING YARDS:	225	140
PENALTIES/YARDS:	2-15	7-50
3RD DOWN EFFICIENCY (%):	5-14 (35.7%)	4-15 (26.7%)
PUNTS/AVERAGE:	5-53.0	7-47.4
SACKS/YARDS:	1-4	4-32
FUMBLES/LOST:	2-2	0-0
POINTS OFF TURNOVERS:	0	3
AVG. DRIVE START:	OWN 28	OWN 35
TIME OF POSSESSION:	31:44	28:16

INDIVIDUAL TOP PERFORMERS



PASSING

	CMP	ATT	YDS	TD	INT	RT
Herbert	17	26	144	1	0	95.1
G.Minshew II	25	33	257	1	1	95.1

RUSHING

	ATT	YDS	AVG	LG	TD
J.Dobbins	10	135	13.5	61	1
G.Edwards	11	26	2.4	10	0
Z.White	13	44	3.4	12	0
A.Mattinson	5	19	3.8	7	0

RECEIVING

	REC	YDS	AVG	LG	TD
L.McConkey	5	39	7.8	11	1
Q.Johnston	3	38	12.7	16	0
J.Dobbins	3	4	1.3	3	0
H.Hurst	2	33	16.5	27	0
B.Bowers	6	58	9.7	26	0
D.Adams	5	59	11.8	23	0
A.Mattison	4	43	10.8	31	1
J.Meyers	3	61	20.3	33	0

TACKLES (SOLO) - LAC: J.Bosa 7 (6), D.James 7 (6), A.Samuel 6 (5);
LV: R.Spillane 10 (7), C.Wilkins 5 (4), M.Epps 5 (3).

SACKS - LAC: K.Mack 1.5-10, J.Bosa 1-6, TEAM 1-10, M.Fox 0.5-6;
LV: M.Crosby 1-4.

INTERCEPTIONS - LAC: P.Ford 1-0-0; **LV:** None.

STARTERS

WR.....L.McConkey	OLB.....K.Mack	WR....T.Tucker	DE....C.Snowden
FB/DL S.Matlock	DL.....P.Ford	TE.....M.Mayer	DE.....M.Crosby
LT.....R.Slater	DL.....O.Ogbonnia	LT.....K.Miller	DT.....J.Jenkins
RG.....Z.Johnson	OLB.....J.Bosa	LG.....C.Whitehair	DT.....C.Wilkins
C.....B.Bozeman	LB.....D.Henley	C.....A.James	DT.....A.Butler
RG.....T.Pipkins	LB....D.Perryman	RG.....D.Parham	LB.....D.Deablo
RT.....J.Alt	CB.....K.Fulton	RT.....T.Munford	LB.....R.Spillane
TE.....W.Dissly	CB.....A.Samuel	WR....D.Adams	CB.....J.Jones
WR.....J.Palmer	DB.....J.Taylor	WR....J.Meyers	CB.....N.Hobbs
QB.....J.Herbert	S.....A.Gilman	QB.....G.Minshew II	S.....T.Moebrig
RB.....G.Edwards	S.....D.James	RB.....Z.White	S.....M.Epps

GAME STATISTICS

TEAM	1	2	3	4	OT	F
L.A. Chargers	6	14	3	3	—	26
Carolina	0	0	3	0	—	3

SCORING SUMMARY

Team	Q	Time	Play
Chargers	1	9:20	Q.Johnston 29 yd. pass from J.Herbert (kick failed, wl)
Chargers	2	4:16	Q.Johnston 5 yd. pass from J.Herbert (C.Dicker kick)
Chargers	2	2:01	J.Dobbins 43 yd. run (C.Dicker kick)
Panthers	3	12:18	E.Pineiro 38 yd. Field Goal
Chargers	3	9:03	C.Dicker 46 yd. Field Goal
Chargers	4	11:02	C.Dicker 42 yd. Field Goal

TEAM STATISTICS

	LAC	CAR
FIRST DOWNS:	21	7
TOTAL NET YARDS:	349	159
NET RUSHING YARDS:	219	90
NET PASSING YARDS:	130	69
PENALTIES/YARDS:	3-15	9-90
3RD DOWN EFFICIENCY (%):	9-16 (56.3%)	1-12 (8.0%)
PUNTS/AVERAGE:	3-32.0	7-44.4
SACKS/YARDS:	2-15	1-0
FUMBLES/LOST:	1-1	0-0
POINTS OFF TURNOVERS:	7	0
AVG. DRIVE START:	OWN 35	OWN 28
TIME OF POSSESSION:	36:18	23:42

INDIVIDUAL TOP PERFORMERS



PASSING

	CMP	ATT	YDS	TD	INT	RT
J.Herbert	14	20	130	2	1	100.0
B.Young	18	26	84	0	1	57.2

RUSHING

	ATT	YDS	AVG	LG	TD
J.Dobbins	17	131	7.7	43	1
G.Edwards	18	59	3.3	6	0
C.Hubbard	10	64	6.4	23	0
M.Sanders	7	20	2.9	6	0

RECEIVING

	REC	YDS	AVG	LG	TD
Q.Johnston	5	51	10.2	29	2
W.Dissly	3	29	9.7	15	0
L.McConkey	2	26	13.0	15	0
J.Palmer	2	19	9.5	11	0
C.Hubbard	4	12	3.0	5	0
T.Tremble	3	23	7.7	12	0
Dio.Johnson	3	15	5.0	7	0
M.Sanders	3	5	1.7	5	0

TACKLES (SOLO) - LAC: D.Henley 9 (5), D.Perryman 7 (5), D.James 6 (2);
CAR: S.Thompson 14 (8), J.Jewell 11 (8), A.Robinson 6 (6).

SACKS - LAC: D.Perryman 1-7, J.Bosa 1-8; **CAR:** Dj.Johnson 0.5-0, J.Peevy 0.5-0.

INTERCEPTIONS - LAC: E.Molden 1-3-0; **TEN:** J.Horn 1-0-0.

STARTERS

WR....Q.Johnston	OLB.....K.Mack	WR....D.Hopkins	DL.....D.Autro
TE.....H.Hurst	DL.....P.Ford	LT....A.Dillard	DT.....T.Tartt
WR....D.Davis	DL.....O.Ogbonnia	LG.....X.Newman-Johnson	DT.....J.Simmon
LT.....R.Slater	OLB.....J.Bosa	C.....A.Brewer	DT.....K.Peko
LG.....Z.Johnson	LB.....D.Henley	RG.....D.Brunskill	LB.....A.AI-Shair
C.....B.Bozeman	LB....D.Perryman	RT....C.Hubbard	LB.....J.Gibbens
RG.....T.Pipkins	CB.....K.Fulton	TE.....C.Okonkwo	DB.....H.Landry
RT.....J.Alt	CB.....A.Samuel	WR....T.Burks	CB.....E.Molden
TE.....W.Dissly	DB.....J.Taylor	WR....N.Westbrook-Ikhine	CB....R.McCreary
QB.....J.Herbert	S.....D.James	QB.....R.Tannehill	S....S.Murphy-Bunting
RB.....J.Dobbins	S.....E.Moldem	RB....D.Henry	S.....K.Buard

2024 LOS ANGELES CHARGERS NUMERICAL ROSTER

ACTIVE ROSTER

No.	Name	Pos.	Ht.	Wt.	Age	Exp.	College	Hometown	How Acq.
0	Daiyan Henley	LB	6-0	225	24	2	Washington State	Los Angeles, Calif.	D3-'23
1	Quentin Johnston	WR	6-2	208	23	2	TCU	Temple, Texas	D1-'23
2	Easton Stick	QB	6-1	224	29	6	North Dakota State	Omaha, Neb.	D5-'19
3	Derwin James Jr.	S	6-2	215	28	7	Florida State	Haines City, Fla.	D1-'18
4	Gus Edwards	RB	6-1	238	29	7	Rutgers	Staten Island, N.Y.	UFA (Bal)-'24
5	Joshua Palmer	WR	6-1	210	24	4	Tennessee	Brampton, Ontario, Canada	D3a-'21
6	Denzel Perryman	LB	5-11	240	31	10	Miami	Coral Gables, Fla.	UFA (Hou)-'24
7	Kristian Fulton	CB	5-11	197	26	5	Louisiana State	New Orleans, La.	UFA (Ten)-'24
8	Taylor Heinicke	QB	6-1	210	31	7	Old Dominion	Atlanta, Ga.	T (Atl)-'24
10	Justin Herbert	QB	6-6	236	26	5	Oregon	Eugene, Ore.	D1a-'20
11	Cameron Dicker	K	6-1	216	24	3	Texas	Austin, Texas	FA-'22
12	Derius Davis	WR	5-8	165	24	2	TCU	St. Francisville, La.	D4-'23
15	Ladd McConkey	WR	6-0	185	22	R	Georgia	Chatsworth, Ga.	D2-'24
16	JK Scott	P	6-5	208	28	6	Alabama	Denver, Colo.	FA-'22
20	Cam Hart	CB	6-2	207	23	R	Notre Dame	Baltimore, Md.	D5b-'24
22	Elijah Molden	DB	5-10	192	24	4	Washington	West Linn, Ore.	T (Ten)-'24
24	AJ Finley	S	6-0	188	23	2	Mississippi	Mobile, Ala.	FA-'23
25	Junior Colson	LB	6-3	247	21	R	Michigan	Franklin, Tenn.	D3-'24
26	Asante Samuel Jr.	CB	5-10	180	24	4	Florida State	Fort Lauderdale, Fla.	D2-'21
27	J.K. Dobbins	RB	5-10	215	25	5	Ohio State	La Grange, Texas	UFA (Bal)-'24
28	Hassan Haskins	RB	6-2	228	24	3	Michigan	St. Louis, Mo.	W (Ten)-'23
29	Tarheeb Still	CB	6-1	196	22	R	Maryland	Sicklerville, N.J.	D5a-'24
30	Kimani Vidal	RB	5-8	215	23	R	Troy	Marietta, Ga.	D6-'24
32	Alohi Gilman	S	5-10	201	27	5	Notre Dame	Laie, Hawaii	D6-'20
33	Deane Leonard	DB	6-0	195	24	3	Mississippi	Calgary, Alberta, Canada	D7a-'22
36	Ja'Sir Taylor	DB	5-10	185	25	3	Wake Forest	Asbury Park, N.J.	D6b-'22
43	Troy Dye	LB	6-3	225	27	5	Oregon	Norco, Calif.	UFA (Min)-'24
44	Scott Matlock	FB/DL	6-4	296	24	2	Boise State	Homedale, Idaho	D6-'23
45	Tuli Tuipulotu	OLB	6-3	266	22	2	Southern California	Hawthorne, Calif.	D2-'23
47	Josh Harris	LS	6-1	224	35	13	Auburn	Carrollton, Ga.	UFA (Atl)-'22
48	Bud Dupree	OLB	6-4	269	31	10	Kentucky	Macon, Ga.	FA-'24
52	Khalil Mack	OLB	6-3	269	33	11	Buffalo	Fort Pierce, Fla.	T (Chi)-'22
56	Morgan Fox	DL	6-3	275	30	8	Colorado State-Pueblo	Fountain, Colo.	FA-'22
64	Brenden James	OL	6-5	300	25	4	Nebraska	Austin, Texas	D5-'21
68	Jamaree Salyer	OL	6-4	325	24	3	Georgia	Atlanta, Ga.	D6a-'22
70	Rashawn Slater	T	6-4	315	25	4	Northwestern	Sugar Land, Texas	D1-'21
71	Jordan McFadden	OL	6-2	303	24	2	Clemson	Spartanburg, S.C.	D5-'23
73	Foster Sarell	T	6-6	322	26	3	Stanford	Tacoma, Wash.	FA-'21
75	Bradley Bozeman	C	6-5	325	29	7	Alabama	Roanoke, Ala.	FA-'24
76	Joe Alt	T	6-8	322	21	R	Notre Dame	North Oaks, Minn.	D1-'24
77	Zion Johnson	G	6-3	316	24	3	Boston College	Bowie, Md.	D1-'22
79	Trey Pipkins III	G/T	6-6	307	28	6	Sioux Falls	Apple Valley, Minn.	D3-'19
81	Will Dissly	TE	6-4	265	28	7	Washington	Bozeman, Mont.	FA-'24
82	Brenden Rice	WR	6-3	210	22	R	Southern California	Chandler, Ariz.	D7a-'24
83	Eric Tomlinson	TE	6-6	265	32	8	UTEP	Oklahoma City, Okla.	FA-'24
84	Stone Smartt	TE	6-4	226	25	3	Old Dominion	Sacramento, Calif.	FA-'22
87	Simi Fehoko	WR	6-4	218	26	4	Stanford	Salt Lake City, Utah	PS (Pit)-'23
88	Hayden Hurst	TE	6-4	245	31	7	South Carolina	Jacksonville, Fla.	FA-'24
90	Teari Tart	DL	6-2	315	27	5	Florida International	Philadelphia, Pa.	FA-'24
92	Justin Eboigbe	DL	6-5	292	23	R	Alabama	Forest Park, Ga.	D4-'24
93	Otito Ogbonnia	DL	6-4	320	24	3	UCLA	Houston, Texas	D5-'22
95	Poona Ford	DL	5-11	310	28	7	Texas	Hilton Head, S.C.	UFA (Buf)-'24
97	Joey Bosa	OLB	6-5	280	29	9	Ohio State	Fort Lauderdale, Fla.	D1-'16

RESERVE/INJURED

No.	Name	Pos.	Ht.	Wt.	Age	Exp.	College	Hometown	How Acq.
9	DJ Chark Jr.	WR	6-3	200	27	7	Louisiana State	Alexandria, La.	FA-'24
53	Chris Collins	OLB	6-5	255	24	R	Minnesota	Richmond, Va.	FA-'24
60	Bucky Williams	C/G	6-3	300	24	R	Appalachian State	Ringgold, Ga.	FA-'24
74	Tyler McLellan	T	6-8	355	25	R	Campbell	North Charleston, S.C.	FA-'24
94	Chris Rumph II	OLB	6-2	244	25	4	Duke	Gainesville, Fla.	D4-'21

RESERVE/INJURED; DESIGNATED FOR RETURN

No.	Name	Pos.	Ht.	Wt.	Age	Exp.	College	Hometown	How Acq.
31	Nick Niemann	LB	6-3	234	26	4	Iowa	Sycamore, Ill.	D6a-'21

PRACTICE SQUAD

No.	Name	Pos.	Ht.	Wt.	Age	Exp.	College	Hometown	How Acq.
23	Tony Jefferson	S	5-11	212	32	10	Oklahoma	Chula Vista, Calif.	FA-'24
34	Jaret Patterson	RB	5-8	195	24	2	Buffalo	Glendale, Md.	FA-'23
35	Dicaprio Bootle	CB	5-10	180	27	2	Nebraska	Miami, Fla.	FA-'24
37	Shaun Wade	CB	6-1	195	26	4	Ohio State	Jacksonville, Fla.	FA-'24
38	Nehemiah Shelton	CB	6-2	185	25	1	San Jose State	Tracy, Calif.	FA-'24
39	Jaylen Johnson	WR	6-2	194	24	R	East Carolina	Duluth, Ga.	FA-'24
41	Luke Benson	TE	6-4	233	23	R	Georgia Tech	Chalfont, Pa.	FA-'24
42	Tucker Fisk	TE	6-4	285	25	2	Stanford	Davis, Calif.	FA-'24
51	Jeremiah Jean-Baptiste	LB	6-2	230	23	R	Mississippi	Florida City, Fla.	FA-'24
57	Tre'Mon Morris-Brash	OLB	6-2	245	23	R	Central Florida	Richmond, Va.	FA-'24
58	Shaquille Quarterman	LB	6-0	234	26	5	Miami	Orange Park, Fla.	FA-'24
61	Karsen Barnhart	G	6-5	316	23	R	Michigan	Paw Paw, Mich.	FA-'24
62	Sam Mustipher	C	6-3	306	29	5	Notre Dame	Owings Mills, Md.	FA-'24
65	Alex Leatherwood	T	6-5	312	25	3	Alabama	Pensacola, Fla.	FA-'24
69	CJ Okoye	DL	6-6	315	22	1	—	Abuja, Nigeria	FA (IPP)-'23
86	Dez Fitzpatrick	WR	6-2	208	26	2	Louisville	Farmington Hills, Mich.	FA-'24
91	Christopher Hinton	DL	6-4	310	24	2	Michigan	Johns Creek, Ga.	FA-'22

2024 LOS ANGELES CHARGERS ALPHABETICAL ROSTER

ACTIVE ROSTER

No.	Name	Pos.	Ht.	Wt.	DOB	Exp.	College	Hometown	How Acq.
76	Alt, Joe	T	6-8	322	2/28/03	R	Notre Dame	North Oaks, Minn.	D1-'24
97	Bosa, Joey	OLB	6-5	280	7/11/95	9	Ohio State	Fort Lauderdale, Fla.	D1-'16
75	Bozeman, Bradley	C	6-5	325	11/24/94	7	Alabama	Roanoke, Ala.	FA-'24
25	Colson, Junior	LB	6-3	247	12/6/02	R	Michigan	Franklin, Tenn.	D3-'24
12	Davis, Derius	WR	5-8	165	9/11/00	2	TCU	St. Francisville, La.	D4-'23
11	Dicker, Cameron	K	6-1	216	5/6/00	3	Texas	Austin, Texas	FA-'22
81	Dissly, Will	TE	6-4	265	7/8/96	7	Washington	Bozeman, Mont.	FA-'24
27	Dobbins, J.K.	RB	5-10	215	12/17/98	5	Ohio State	La Grange, Texas	UFA (Bal)-'24
48	Dupree, Bud	OLB	6-4	269	2/12/93	10	Kentucky	Macon, Ga.	FA-'24
43	Dye, Troy	LB	6-3	225	9/18/96	5	Oregon	Norco, Calif.	UFA (Min)-'24
92	Eboigbe, Justin	DL	6-5	292	4/9/01	R	Michigan	Forest Park, Ga.	D4-'24
4	Edwards, Gus	RB	6-1	238	4/13/95	7	Rutgers	Staten Island, N.Y.	UFA (Bal)-'24
87	Fehoko, Simi	WR	6-4	218	11/5/97	4	Stanford	Salt Lake City, Utah	PS (Pit)-'23
24	Finley, AJ	S	6-0	188	9/14/01	2	Mississippi	Mobile, Ala.	FA-'23
95	Ford, Poona	DL	5-11	310	11/19/95	7	Texas	Hilton Head, S.C.	UFA (Buf)-'24
56	Fox, Morgan	DL	6-3	275	9/12/94	8	Colorado State-Pueblo	Fountain, Colo.	FA-'22
7	Fulton, Kristian	CB	5-11	197	9/3/98	5	Louisiana State	New Orleans, La.	UFA (Ten)-'24
32	Gilman, Alohi	S	5-10	201	9/17/97	5	Notre Dame	Laie, Hawaii	D6-'20
47	Harris, Josh	LS	6-1	224	4/27/89	13	Auburn	Carrollton, Ga.	UFA (Atl)-'22
20	Hart, Cam	CB	6-2	207	12/5/00	R	Notre Dame	Baltimore, Md.	D5b-'24
28	Haskins, Hassan	RB	6-2	228	11/26/99	3	Michigan	St. Louis, Mo.	W (Ten)-'24
8	Heinicke, Taylor	QB	6-1	210	3/15/93	7	Old Dominion	Atlanta, Ga.	T (Atl)-'24
0	Henley, Daiyan	LB	6-0	225	11/18/99	2	Washington State	Los Angeles, Calif.	D3-'23
10	Herbert, Justin	QB	6-6	236	3/10/98	5	Oregon	Eugene, Ore.	D1a-'20
88	Hurst, Hayden	TE	6-4	245	8/24/93	7	South Carolina	Jacksonville, Fla.	FA-'24
64	James, Brenden	OL	6-5	300	5/28/99	4	Nebraska	Austin, Texas	D5-'21
3	James Jr., Derwin	S	6-2	215	8/3/96	7	Florida State	Haines City, Fla.	D1-'18
77	Johnson, Zion	G	6-3	316	11/18/99	3	Boston College	Bowie, Md.	D1-'22
1	Johnston, Quentin	WR	6-2	208	9/6/01	2	TCU	Temple, Texas	D1-'23
33	Leonard, Deane	DB	6-0	195	11/20/99	3	Mississippi	Calgary, Alberta, Canada	D7a-'22
52	Mack, Khalil	OLB	6-3	269	2/22/91	11	Buffalo	Fort Pierce, Fla.	T (Chi)-'22
44	Matlock, Scott	FB/DL	6-4	296	6/28/00	2	Boise State	Homedale, Idaho	D6-'23
15	McConkey, Ladd	WR	6-0	185	11/11/01	R	Georgia	Chatsworth, Ga.	D2-'24
71	McFadden, Jordan	OL	6-2	303	11/16/99	2	Clemson	Spartanburg, S.C.	D5-'23
22	Molden, Elijah	DB	5-10	192	1/30/99	4	Washington	West Linn, Ore.	T (Ten)-'24
93	Ogbonnia, Otitio	DL	6-4	320	8/25/00	3	UCLA	Houston, Texas	D5-'22
5	Palmer, Joshua	WR	6-1	210	9/22/99	4	Tennessee	Brampton, Ontario, Canada	D3a-'21
6	Perryman, Denzel	LB	5-11	240	12/5/92	10	Miami	Coral Gables, Fla.	UFA (Hou)-'24
79	Pipkins III, Trey	G/T	6-6	307	9/5/96	6	Sioux Falls	Apple Valley, Minn.	D3-'19
82	Rice, Brenden	WR	6-3	210	3/18/02	R	Southern California	Chandler, Ariz.	D7a-'24
68	Salyer, Jamaree	OL	6-4	325	7/13/00	3	Georgia	Atlanta, Ga.	D6a-'22
26	Samuel Jr., Asante	CB	5-10	180	10/3/99	4	Florida State	Fort Lauderdale, Fla.	D2-'21
73	Sarell, Foster	T	6-6	322	8/28/98	3	Stanford	Tacoma, Wash.	FA-'21
16	Scott, JK	P	6-5	208	10/30/95	6	Alabama	Denver, Colo.	FA-'22
70	Slater, Rashawn	T	6-4	315	3/26/99	4	Northwestern	Sugar Land, Texas	D1-'21
84	Smartt, Stone	TE	6-4	226	10/4/98	3	Old Dominion	Sacramento, Calif.	FA-'22
2	Stick, Easton	QB	6-1	224	9/15/95	6	North Dakota State	Omaha, Neb.	D5-'19
29	Still, Tarheeb	CB	6-1	196	6/9/02	R	Maryland	Sicklerville, N.J.	D5a-'24
90	Tart, Teair	DL	6-2	315	2/28/97	5	Florida International	Philadelphia, Pa.	FA-'24
36	Taylor, Ja'Sir	DB	5-10	185	1/8/99	3	Wake Forest	Asbury Park, N.J.	D6b-'22
83	Tomlinson, Eric	TE	6-6	265	4/22/92	8	UTEP	Oklahoma City, Okla.	FA-'24
45	Tuipulotu, Tuli	OLB	6-3	266	9/3/02	2	Southern California	Hawthorne, Calif.	D2-'23
30	Vidal, Kimani	RB	5-8	215	8/28/01	R	Troy	Marietta, Ga.	D6-'24

RESERVE/INJURED

No.	Name	Pos.	Ht.	Wt.	DOB	Exp.	College	Hometown	How Acq.
9	Chark Jr., DJ	WR	6-3	200	9/23/96	7	Louisiana State	Alexandria, La.	FA-'24
53	Collins, Chris	OLB	6-5	255	12/14/99	R	Minnesota	Richmond, Va.	
74	McLellan, Tyler	T	6-8	355	7/21/99	R	Campbell	North Charleston, S.C.	
94	Rumph II, Chris	OLB	6-2	244	10/19/98	4	Duke	Gainesville, Fla.	
60	Williams, Bucky	C/G	6-3	300	3/20/00	R	Appalachian State	Ringgold, Ga.	

RESERVE/INJURED; DESIGNATED FOR RETURN

No.	Name	Pos.	Ht.	Wt.	DOB	Exp.	College	Hometown	How Acq.
31	Niemann, Nick	LB	6-3	234	12/2/97	4	Iowa	Sycamore, Ill.	D6a-'21

PRACTICE SQUAD

No.	Name	Pos.	Ht.	Wt.	DOB	Exp.	College	Hometown	How Acq.
61	Barnhart, Karsen	G	6-5	316	3/2/01	R	Michigan	Paw Paw, Mich.	FA-'24
41	Benson, Luke	TE	6-4	233	4/6/01	R	Georgia Tech	Chalfont, Pa.	FA-'24
35	Bootle, Dicaprio	CB	5-10	180	9/17/97	2	Nebraska	Miami, Fla.	FA-'24
42	Fisk, Tucker	TE	6-4	285	1/19/99	2	Stanford	Davis, Calif.	FA-'24
86	Fitzpatrick, Dez	WR	6-2	208	12/17/97	2	Louisville	Farmington Hills, Mich.	FA-'24
91	Hinton, Christopher	DL	6-4	310	9/14/00	2	Michigan	Johns Creek, Ga.	FA-'22
51	Jean-Baptiste, Jeremiah	LB	6-2	230	5/31/01	R	Mississippi	Florida City, Fla.	FA-'24
23	Jefferson, Tony	S	5-11	212	1/27/92	10	Oklahoma	Chula Vista, Calif.	FA-'24
39	Johnson, Jaylen	WR	6-2	194	5/26/00	R	East Carolina	Duluth, Ga.	FA-'24
65	Leatherwood, Alex	T	6-5	312	1/5/99	3	Alabama	Pensacola, Fla.	FA-'24
57	Morris-Brash, Tre'Mon	OLB	6-2	245	9/29/00	R	Central Florida	Richmond, Va.	FA-'24
62	Mustipher, Sam	C	6-3	306	8/13/96	5	Notre Dame	Owings Mills, Md.	FA-'24
69	Okoye, CJ	DL	6-6	315	10/20/01	1	-	Abuja, Nigeria	FA (IPP)-'23
34	Patterson, Jaret	RB	5-8	195	12/23/99	2	Buffalo	Glendale, Md.	FA-'23
58	Quarterman, Shaquille	LB	6-0	234	10/28/97	5	Miami	Orange Park, Fla.	FA-'24
38	Shelton, Nehemiah	CB	6-2	185	9/13/99	1	San Jose State	Tracy, Calif.	FA-'24
37	Wade, Shaun	CB	6-1	195	9/15/98	4	Ohio State	Jacksonville, Fla.	FA-'24

2024 LOS ANGELES CHARGERS POSITION ROSTER

QUARTERBACKS (3)

No.	Name	Pos.	Ht.	Wt.	Age	Exp.	College	Hometown	How Acq.
2	Easton Stick	QB	6-1	224	29	6	North Dakota State	Omaha, Neb.	D5-'19
8	Taylor Heinicke	QB	6-1	210	31	7	Old Dominion	Atlanta, Ga.	T (Atl)-'24
10	Justin Herbert	QB	6-6	236	26	5	Oregon	Eugene, Ore.	D1a-'20

RUNNING BACKS (5)

No.	Name	Pos.	Ht.	Wt.	Age	Exp.	College	Hometown	How Acq.
4	Gus Edwards	RB	6-1	238	29	7	Rutgers	Staten Island, N.Y.	UFA (Bal)-'24
27	J.K. Dobbins	RB	5-10	215	25	5	Ohio State	La Grange, Texas	UFA (Bal)-'24
28	Hassan Haskins	RB	6-2	228	24	3	Michigan	St. Louis, Mo.	W (Ten)-'23
30	Kimani Vidal	RB	5-8	215	23	R	Troy	Marietta, Ga.	D6-'24
44	Scott Matlock	FB/DL	6-4	296	24	2	Boise State	Homedale, Idaho	D6-'23

WIDE RECEIVERS (6)

No.	Name	Pos.	Ht.	Wt.	Age	Exp.	College	Hometown	How Acq.
1	Quentin Johnston	WR	6-2	208	23	2	TCU	Temple, Texas	D1-'23
5	Joshua Palmer	WR	6-1	210	24	4	Tennessee	Brampton, Ontario, Canada	D3a-'21
12	Derius Davis	WR	5-8	165	24	2	TCU	St. Francisville, La.	D4-'23
15	Ladd McConkey	WR	6-0	185	22	R	Georgia	Chatsworth, Ga.	D2-'24
82	Brenden Rice	WR	6-3	210	22	R	Southern California	Chandler, Ariz.	D7a-'24
87	Simi Fehoko	WR	6-4	218	26	4	Stanford	Salt Lake City, Utah	PS (Pit)-'23

TIGHT ENDS (4)

No.	Name	Pos.	Ht.	Wt.	Age	Exp.	College	Hometown	How Acq.
81	Will Dissly	TE	6-4	265	28	7	Washington	Bozeman, Mont.	FA-'24
83	Eric Tomlinson	TE	6-6	265	32	8	UTEP	Oklahoma City, Okla.	FA-'24
84	Stone Smartt	TE	6-4	226	25	3	Old Dominion	Sacramento, Calif.	FA-'22
88	Hayden Hurst	TE	6-4	245	31	7	South Carolina	Jacksonville, Fla.	FA-'24

OFFENSIVE LINEMEN (9)

No.	Name	Pos.	Ht.	Wt.	Age	Exp.	College	Hometown	How Acq.
64	Brenden Jaimes	OL	6-5	300	25	4	Nebraska	Austin, Texas	D5-'21
68	Jamaree Salyer	OL	6-4	325	24	3	Georgia	Atlanta, Ga.	D6a-'22
70	Rashawn Slater	T	6-4	315	25	4	Northwestern	Sugar Land, Texas	D1-'21
71	Jordan McFadden	OL	6-2	303	24	2	Clemson	Spartanburg, S.C.	D5-'23
73	Foster Sarell	T	6-6	322	26	3	Stanford	Tacoma, Wash.	FA-'21
75	Bradley Bozeman	C	6-5	325	29	7	Alabama	Roanoke, Ala.	FA-'24
76	Joe Alt	T	6-8	322	21	R	Notre Dame	North Oaks, Minn.	D1-'24
77	Zion Johnson	G	6-3	316	24	3	Boston College	Bowie, Md.	D1-'22
79	Trey Pipkins III	T	6-6	307	28	6	Sioux Falls	Apple Valley, Minn.	D3-'19

DEFENSIVE LINEMEN (6)

No.	Name	Pos.	Ht.	Wt.	Age	Exp.	College	Hometown	How Acq.
44	Scott Matlock	FB/DL	6-4	296	24	2	Boise State	Homedale, Idaho	D6-'23
56	Morgan Fox	DL	6-3	275	30	8	Colorado State-Pueblo	Fountain, Colo.	FA-'22
90	Tearl Tart	DL	6-2	315	27	5	Florida International	Philadelphia, Pa.	FA-'24
92	Justin Eboigbe	DL	6-5	292	23	R	Alabama	Forest Park, Ga.	D4-'24
93	Otito Ogbornia	DL	6-4	320	24	3	UCLA	Houston, Texas	D5-'22
95	Poona Ford	DL	5-11	310	28	7	Texas	Hilton Head, S.C.	UFA (Buf)-'24

LINEBACKERS (4)

No.	Name	Pos.	Ht.	Wt.	Age	Exp.	College	Hometown	How Acq.
0	Daiyan Henley	LB	6-0	225	24	2	Washington State	Los Angeles, Calif.	D3-'23
6	Denzel Perryman	LB	5-11	240	31	10	Miami	Coral Gables, Fla.	UFA (Hou)-'24
25	Junior Colson	LB	6-3	247	21	R	Michigan	Franklin, Tenn.	D3-'24
43	Troy Dye	LB	6-3	225	27	5	Oregon	Norco, Calif.	UFA (Min)-'24

OUTSIDE LINEBACKERS (4)

No.	Name	Pos.	Ht.	Wt.	Age	Exp.	College	Hometown	How Acq.
45	Tuli Tuipulotu	OLB	6-3	266	22	2	Southern California	Hawthorne, Calif.	D2-'23
48	Bud Dupree	OLB	6-4	269	31	10	Kentucky	Macon, Ga.	FA-'24
52	Khalil Mack	OLB	6-3	269	33	11	Buffalo	Fort Pierce, Fla.	T (Chi)-'22
97	Joey Bosa	OLB	6-5	280	29	9	Ohio State	Fort Lauderdale, Fla.	D1-'16

DEFENSIVE BACKS (10)

No.	Name	Pos.	Ht.	Wt.	Age	Exp.	College	Hometown	How Acq.
3	Derwin James Jr.	S	6-2	215	28	7	Florida State	Haines City, Fla.	D1-'18
7	Kristian Fulton	CB	5-11	197	26	5	Louisiana State	New Orleans, La.	UFA (Ten)-'24
20	Cam Hart	CB	6-2	207	23	R	Notre Dame	Baltimore, Md.	D5b-'24
22	Elijah Molden	DB	5-10	192	24	4	Washington	West Linn, Ore.	T (Ten)-'24
24	AJ Finley	S	6-0	188	23	2	Mississippi	Mobile, Ala.	FA-'23
26	Asante Samuel Jr.	CB	5-10	180	24	4	Florida State	Fort Lauderdale, Fla.	D2-'21
29	Tarheeb Still	CB	6-1	196	22	R	Maryland	Sicklerville, N.J.	D5a-'24
32	Alohi Gilman	S	5-10	201	27	5	Notre Dame	Laie, Hawaii	D6-'20
33	Deane Leonard	DB	6-0	195	24	3	Mississippi	Calgary, Alberta, Canada	D7a-'22
36	Ja'Sir Taylor	DB	5-10	185	25	3	Wake Forest	Asbury Park, N.J.	D6b-'22

SPECIALISTS (3)

No.	Name	Pos.	Ht.	Wt.	Age	Exp.	College	Hometown	How Acq.
11	Cameron Dicker	K	6-1	216	24	3	Texas	Austin, Texas	FA-'22
16	JK Scott	P	6-5	208	28	6	Alabama	Denver, Colo.	FA-'22
47	Josh Harris	LS	6-1	224	35	13	Auburn	Carrollton, Ga.	UFA (Atl)-'22

*FB/DL Scott Matlock is listed both as a running back and defensive lineman

HOW THE 2024 CHARGERS WERE BUILT

YEAR	NFL DRAFT	FREE AGENCY	TRADE/WAIVERS
2016	OLB Joey Bosa (1)		
2017			
2018	S Derwin James Jr. (1)		
2019	T Trey Pipkins III (3) QB Easton Stick (5)		
2020	S Alohi Gilman (6) QB Justin Herbert (1a)		
2021	OL Brenden Jaimes (5) WR Joshua Palmer (3a) CB Asante Samuel Jr. (2) T Rashawn Slater (1)	T Foster Sarell	
2022	G Zion Johnson (1) DB Deane Leonard (7a) DL Otito Ogbornia (5) OL Jamaree Salyer (6a) DB Ja'Sir Taylor (6b)	K Cameron Dicker DL Morgan Fox LS Josh Harris (UFA-Atl) P JK Scott TE Stone Smartt (UDFA)	OLB Khalil Mack (T-Chi)
2023	WR Derius Davis (4) LB Daiyan Henley (3) WR Quentin Johnston (1) FB/DL Scott Matlock (6) OL Jordan McFadden (5) OLB Tuli Tuipulotu (2)	WR Simi Fehoko (PS-Pit) S AJ Finley (UDFA)	
2024	T Joe Alt (1) LB Junior Colson (3) DL Justin Eboigbe (4) CB Cam Hart (5b) WR Ladd McConkey (2) WR Brenden Rice (7a) CB Tarheeb Still (5a) Kimani Vidal (6)	C Bradley Bozeman TE Will Dissly RB J.K. Dobbins (UFA-Bal) OLB Bud Dupree LB Troy Dye (UFA-Min) RB Gus Edwards (UFA-Bal) DL Poona Ford (UFA-Buf) CB Kristian Fulton (UFA-Ten) TE Hayden Hurst LB Denzel Perryman (UFA-Hou) DL Teair Tart TE Eric Tomlinson	RB Hassan Haskins (W-Ten) QB Taylor Heinicke (T-Atl) DB Elijah Molden (T-Ten)

2024 LOS ANGELES CHARGERS COACHES

Head Coach	Jim Harbaugh	Defensive Assistant	Mike Hiestand
Special Teams Coordinator	Ryan Ficken	Wide Receivers	Sanjay Lal
Defensive Coordinator	Jesse Minter	Running Backs	Kiel McDonald
Offensive Coordinator	Greg Roman	Senior Defensive Analyst	Rick Minter
Run Game Coordinator/Tight Ends	Andy Bischoff	Defensive Quality Control	Robert Muschamp
Linebackers	NaVorro Bowman	Safeties	Chris O'Leary
Passing Game Coordinator	Marcus Brady	Defensive Assistant	Dylan Roney
Offensive Quality Control/Wide Receivers	Jeff Carpenter	Offensive Assistant	Phil Serchia
Defensive Backs	Steve Clinkscale	Senior Offensive Assistant	Marc Trestman
Quarterbacks	Shane Day	Assistant Defensive Line	Will Tukuafu
Offensive Line	Mike Devlin	Executive Director of Player Performance	Ben Herbert
Defensive Line	Mike Elston	Head Strength & Conditioning	Jonathan Brooks
Offensive Assistant/Quarterbacks	Jonathan Goodwin	Head Strength & Conditioning	Devin Woodhouse
Assistant Special Teams	Chris Gould	Director of Performance Analytics	Ben Rabe
Assistant Offensive Line	Nick Hardwick	Performance Analyst	Lincoln DeWolf

2024 LOS ANGELES CHARGERS DEPTH CHART

Depth Chart is unofficial and compiled by Chargers Communications

OFFENSE

WR	5	Joshua Palmer	<u>15</u>	<u>Ladd McConkey</u>	87	Simi Fehoko	
LT	70	Rashawn Slater	73	Foster Sarell			
LG	77	Zion Johnson	71	Jordan McFadden			
C	75	Bradley Bozeman	64	Brenden Jaimes			
RG	79	Trey Pipkins III	68	Jamaree Salyer			
RT	<u>76</u>	<u>Joe Alt</u>	73	Foster Sarell			
TE	88	Hayden Hurst	—OR—	81	Will Dissly	84	Stone Smartt
						83	Eric Tomlinson
WR	1	Quentin Johnston	12	Derius Davis	<u>82</u>	<u>Brenden Rice</u>	
QB	10	Justin Herbert	2	Easton Stick	8	Taylor Heinicke	
FB	44	Scott Matlock					
RB	27	J.K. Dobbins	—OR—	4	Gus Edwards	<u>30</u>	<u>Kimani Vidal</u>
						28	Hassan Haskins

DEFENSE

EDGE	52	Khalil Mack	48	Bud Dupree		
DL	56	Morgan Fox	44	Scott Matlock		
DL	95	Poona Ford	90	Teair Tart		
DL	93	Otito Ogbonnia	<u>92</u>	<u>Justin Eboigbe</u>		
EDGE	97	Joey Bosa	45	Tuli Tuipulotu		
LB	6	Denzel Perryman	43	Troy Dye		
LB	0	Daiyan Henley	<u>25</u>	<u>Junior Colson</u>		
CB	26	Asante Samuel Jr.	36	Ja'Sir Taylor	<u>20</u>	<u>Cam Hart</u>
S	3	Derwin James Jr.	24	AJ Finley		
S	32	Alohi Gilman	22	Elijah Molden		
CB	7	Kristian Fulton	33	Deane Leonard	<u>29</u>	<u>Tarheeb Still</u>

SPECIALISTS

K	11	Cameron Dicker		
P	16	JK Scott		
KO	11	Cameron Dicker		
H	16	JK Scott		
LS	47	Josh Harris		
KR	12	Derius Davis	<u>15</u>	<u>Ladd McConkey</u>
PR	12	Derius Davis	<u>15</u>	<u>Ladd McConkey</u>

NOTE: Rookies are underlined

2024 LOS ANGELES CHARGERS PRONUNCIATION GUIDE

Justin EBOIGBE ee-BOYG-bee	Sam MUSTIPHER MUST-iff-err	JA'SIR Taylor JAH-sear
SIMI FEHOKO SIM-ee fuh-HO-ko	Nick NIEMANN KNEE-min	TULI TUIPULOTU
ALOHI Gilman uh-LOW-hee	OTITO OGBONNIA oh-TEET-oh oh-BONE-yuh TOO-lee TOO-ee-poo-LOW-too
DAIYAN Henley DAY-on	Jamaree SALYER SAL-yur	Kimani VIDAL VIE-dell
Brenden JAIMES HIGH-miss	Foster SARELL SUH-rell	
ZION Johnson ZEYE-uhn	RASHAWN Slater ruh-SHAWN	
TRE'MON Morris-Brash TRAY-mon	TEAIR Tart TEE-air	

2024 TRANSACTIONS BY DATE

Jan. 9	Signed OLB Brevin Allen, DL Jerrod Clark, RB Elijah Dotson, QB Max Duggan, WR Simi Fehoko, CB Matt Hankins, C Brent Laing, DL CJ Okoye and CB Chris Wilcox to Reserve/Future contracts.	May 23	Waived T Tyler Smith.	Aug. 28	Claimed RB Hassan Haskins off waivers. Waived S JT Woods. Signed G Karsen Barnhart, TE Luke Benson, OLB Andrew Farmer II, TE Tucker Fisk, CB Matt Hankins, DL Christopher Hinton, LB Jeremiah Jean-Baptiste, WR Cornelius Johnson, WR Jaylen Johnson, CB Robert Kennedy, T Alex Leatherwood, OLB Tre'Mon Morris-Brash, C Sam Mustipher, DL CJ Okoye, LB Shaq Quarterman and RB Isaiah Spiller to practice squad.
Jan. 10	Signed RB Jaret Patterson to Reserve/Future contract.	May 29	Signed T Alex Leatherwood.	Aug. 29	Traded 2026 seventh-round selection to Tennessee for DB Elijah Molden. Traded conditional 2025 seventh-round selection (from Minnesota) to Atlanta for QB Taylor Heinicke. Released S Tony Jefferson. Waived RB Jaret Patterson. Signed TE Eric Tomlinson to practice squad. Released CB Robert Kennedy from practice squad.
Jan. 11	Signed DL Christopher Hinton to Reserve/Future contract.	June 5	Released C Corey Linsley.	Aug. 30	Signed K Cameron Dicker to contract extension. Signed S Tony Jefferson to practice squad.
March 5	Extended exclusive rights tenders to K Cameron Dicker and T Foster Sarell. Released LB Eric Kendricks.	June 14	Signed S Tony Jefferson and WR Praise Olatoke.	Sept. 2	Signed RB Jaret Patterson to practice squad. Released RB Isaiah Spiller from practice squad.
March 8	Re-signed T Foster Sarell.	June 20	Signed WR Ladd McConkey.	Sept. 3	Signed WR Dez Fitzpatrick and CB Shaun Wade to practice squad. Released OLB Andrew Farmer II and WR Cornelius Johnson from practice squad.
March 12	Waived T Andrew Trainer and CB Amechi Uzodinma.	July 17	Declared Non-Football Illness for LB Junior Colson.	Sept. 7	Signed TE Eric Tomlinson to active roster. Placed WR DJ Chark Jr., on Reserve/Injured. Activated LB Shaquille Quarterman (standard elevation) from practice squad. Released CB Matt Hankins from practice squad with injury settlement.
March 13	Re-signed S Alohi Gilman. Signed TE Will Dissly. Released WR Mike Williams.	July 30	Remove LB Junior Colson from Active/Non-Football Illness.	Sept. 9	Reverted LB Shaquille Quarterman to practice squad. Signed CB Nehemiah Shelton to practice squad.
March 15	Traded WR Keenan Allen to Chicago for 2024 fourth-round selection.	Aug. 6	Waived OLB Savion Jackson.	Sept. 11	Signed CB Dicaprio Bootle to practice squad.
March 16	Re-signed QB Easton Stick. Signed RB Gus Edwards, DL Poona Ford and TE Hayden Hurst.	Aug. 7	Signed QB Luis Perez.	Sept. 14	Activated S Tony Jefferson (standard elevation) and LB Shaquille Quarterman (standard elevation) from practice squad.
March 18	Signed C Bradley Bozeman and LB Troy Dye.	Aug. 12	Signed WR Isaiah Wooden. Waived QB Casey Bauman and WR Praise Olatoke.	Sept. 16	Reverted S Tony Jefferson and LB Shaquille Quarterman to practice squad.
March 19	Signed LB Denzel Perryman.	Aug. 13	Signed OLB Savion Jackson and LB Shaq Quarterman. Waived CB Chris Wilcox. Waived/Injured FB/TE Ben Mason.		
March 28	Signed CB Kristian Fulton.	Aug. 14	Signed TE Tucker Fisk.		
April 2	Signed FB/TE Ben Mason. Re-signed K Cameron Dicker.	Aug. 16	Signed DL Tear Tart. Waived S Jalyn Phillips.		
April 18	Signed RB J.K. Dobbins.	Aug. 19	Signed LB Frank Ginda and S Jalyn Phillips. Waived QB Max Duggan and WR Leon Johnson.		
May 6	Signed WR DJ Chark.	Aug. 22	Signed TE Isaac Rex. Waived DL Micheal Mason.		
May 10	Signed G Karsen Barnhart, QB Casey Bauman, TE Luke Benson, LB Junior Colson, S Akeem Dent, WR Jaelen Gill, S Thomas Harper, CB Cam Hart, TE Zach Heins, OLB Savion Jackson, LB Jeremiah Jean-Baptiste, WR Cornelius Johnson, WR Jaylen Johnson, WR Leon Johnson, CB Robert Kennedy, LB Shane Lee, DL Micheal Mason, T Tyler McLellan, OLB Tre'Mon Morris-Brash, G Willis Patrick, S Jalyn Phillips, WR Brenden Rice, T Tyler Smith, CB Tarheeb Still, RB Kimani Vidal, CB Zamari Walton and C/G Bucky Williams.	Aug. 27	Placed LB Nick Niemann on Reserve/Injured; Designated for Return. Placed OLB Chris Collins, T Tyler McLellan, OLB Chris Rumph II and C/G Bucky Williams on Reserve/Injured. Released TE Donald Parham Jr., and LB Shaq Quarterman. Waived G Karsen Barnhart, TE Luke Benson, DL Jerrod Clark, S Akeem Dent, RB Elijah Dotson, OLB Andrew Farmer II, TE Tucker Fisk, WR Jaelen Gill, LB Frank Ginda, CB Matt Hankins, S Thomas Harper, TE Zach Heins, DL Christopher Hinton, OLB Savion Jackson, LB Jeremiah Jean-Baptiste, WR Cornelius Johnson, WR Jaylen Johnson, CB Robert Kennedy, C Brent Laing, T Alex Leatherwood, LB Shane Lee, OLB Tre'Mon Morris-Brash, DL CJ Okoye, G Willis Patrick, QB Luis Perez, S Jalyn Phillips, TE Isaac Rex, OLB Ty Shelby, RB Isaiah Spiller, CB Zamari Walton and WR Isaiah Wooden.		
May 13	Signed OLB Bud Dupree.				
May 14	Signed OLB Chris Collins. Waived OLB Brevin Allen.				
May 16	Signed DL Justin Eboigbe.				

2024 TRANSACTIONS BY PLAYER

Allen, Brevin — OLB

Jan. 9 Signed to Reserve/Future contract
May 14 Waived

Allen, Keenan — WR

March 15 Traded to Chicago

Alt, Joe — T

June 11 Signed

Barnhart, Karsen — G

May 10 Signed
Aug. 27 Waived
Aug. 28 Signed to practice squad

Bauman, Casey — QB

May 10 Signed
Aug. 12 Waived

Benson, Luke — TE

May 10 Signed
Aug. 27 Waived
Aug. 28 Signed to practice squad

Bootle, Dicaprio — CB

Sept. 11 Signed to practice squad

Bozeman, Bradley — C

March 18 Signed

Chark Jr., DJ — WR

May 16 Signed
Sept. 7 Placed on Reserve/Injured

Clark, Jerrod — DL

Jan. 9 Signed to Reserve/Future contract
Aug. 27 Waived

Collins, Chris — OLB

May 14 Signed
Aug. 27 Placed on Reserve/Injured

Colson, Junior — LB

May 10 Signed
July 17 Declared Non-Football Illness
July 30 Passed Physical

Dent, Akeem — S

May 10 Signed
Aug. 27 Waived

Dicker, Cameron — K

March 5 Extended exclusive rights tender
April 2 Re-signed
Aug. 30 Signed contract extension

Dobbins, J.K. — RB

April 18 Signed

Dotson, Elijah — RB

Jan. 9 Signed to Reserve/Future contract
Aug. 27 Waived

Duggan, Max — QB

Jan. 9 Signed to Reserve/Future contract
Aug. 19 Waived

Dupree, Bud — OLB

May 13 Signed

Dye, Troy — LB

March 18 Signed

Eboigbe, Justin — DL

May 16 Signed

Edwards, Gus — RB

March 16 Signed

Farmer II, Andrew — OLB

Aug. 27 Waived
Aug. 28 Signed to practice squad
Sept. 3 Released from practice squad

Fehoko, Simi — WR

Jan. 9 Signed to Reserve/Future contract

Fisk, Tucker — TE

Aug. 14 Signed
Aug. 27 Waived
Aug. 28 Signed to practice squad

Fitzpatrick, Dez — WR

Sept. 3 Signed to practice squad

Ford, Poona — DL

March 16 Signed

Fulton, Kristian — CB

April 2 Signed

Gill, Jaelen — WR

May 10 Signed
Aug. 27 Waived

Gilman, Alohi — S

March 13 Re-signed

Ginda, Frank — LB

Aug. 19 Signed
Aug. 27 Waived

Hankins, Matt — CB

Jan. 9 Signed to Reserve/Future contract
Aug. 27 Waived
Aug. 28 Signed to practice squad

Harper, Thomas — S

May 10 Signed
Aug. 27 Waived

Hart, Cam — CB

May 10 Signed

Haskins, Hassan — RB

Aug. 28 Claimed off Waivers

Heinicke, Taylor — QB

Aug. 29 Traded for from Atlanta

Heins, Zach — TE

May 10 Signed
Aug. 27 Waived

Hinton, Christopher — DL

Jan. 11 Signed to Reserve/Future contract
Aug. 27 Waived
Aug. 28 Signed to practice squad

Hurst, Hayden — TE

March 16 Signed

Jackson, Savion — OLB

May 10 Signed
Aug. 6 Waived
Aug. 13 Signed
Aug. 27 Waived

Jean-Baptiste, Jeremiah — LB

May 10 Signed
Aug. 27 Waived
Aug. 28 Signed to practice squad

Jefferson, Tony — S

June 14 Signed
Aug. 29 Released
Aug. 30 Signed to practice squad
Sept. 14 Activated from practice squad (standard elevation)
Sept. 16 Reverted to practice squad

Johnson, Cornelius — WR

May 10 Signed
Aug. 27 Waived
Aug. 28 Signed to practice squad
Sept. 3 Released from practice squad

Johnson, Jaylen — WR

May 10 Signed
Aug. 27 Waived
Aug. 28 Signed to practice squad

Johnson, Leon — WR

May 10 Signed
Aug. 19 Waived

Kendricks, Eric — LB

March 5 Released

Kennedy, Robert — CB

May 10 Signed
Aug. 27 Waived
Aug. 28 Signed to practice squad
Aug. 29 Released from practice squad

Laing, Brent — C

Jan. 9 Signed to Reserve/Future contract
Aug. 27 Waived

Leatherwood, Alex — T

May 29 Signed
Aug. 27 Waived
Aug. 28 Signed to practice squad

Lee, Shane — LB

May 10 Signed
Aug. 27 Waived

Linsley, Corey — C

June 5 Released

Mason, Ben — FB/TE

April 2 Signed
Aug. 13 Waived/Injured

Mason, Micheal — DL

May 10 Signed
Aug. 22 Waived

McConkey, Ladd — WR

June 20 Signed

McLellan, Tyler — T

May 10 Signed
Aug. 27 Placed on Reserve/Injured

Molden, Elijah — DB

Aug. 29 Traded for from Tennessee

Morris-Brash, Tre'Mon — OLB

May 10 Signed
Aug. 27 Waived
Aug. 28 Signed to practice squad

Mustipher, Sam — C

Aug. 28 Signed to practice squad

2024 TRANSACTIONS BY PLAYER

Niemann, Nick — LB

Aug. 27 Placed on Reserve/Injured and Designated for return from Reserve/Injured

Okoye, CJ — DL

Jan. 9 Signed to Reserve/Future contract
Aug. 27 Waived
Aug. 28 Signed to practice squad

Olatoke, Praise — WR

June 14 Signed
Aug. 12 Waived

Parham Jr., Donald — TE

Aug. 27 Released

Patrick, Willis — G

May 10 Signed
Aug. 27 Waived

Patterson, Jaret — RB

Jan. 10 Signed to Reserve/Future contract
Aug. 29 Waived
Sept. 2 Signed to practice squad

Perez, Luis — QB

Aug. 7 Signed
Aug. 27 Waived

Perryman, Denzel — LB

March 19 Signed

Phillips, Jalyn — S

May 10 Signed
Aug. 16 Waived
Aug. 19 Signed
Aug. 27 Waived

Quarterman, Shaquille — LB

Aug. 13 Signed
Aug. 27 Waived
Aug. 28 Signed to practice squad
Sept. 7 Activated from practice squad (standard elevation)
Sept. 9 Reverted to practice squad
Sept. 14 Activated from practice squad (standard elevation)
Sept. 16 Reverted to practice squad

Rex, Isaac — TE

Aug. 22 Signed
Aug. 27 Waived

Rice, Brenden — WR

May 10 Signed

Rumph II, Chris — OLB

Aug. 27 Placed on Reserve/Injured

Sarell, Foster — T

March 5 Extended exclusive rights tender
March 8 Re-signed

Shelby, Ty — OLB

Aug. 27 Waived

Shelton, Nehemiah — CB

Sept. 9 Signed to practice squad

Smith, Tyler — T

May 10 Signed
May 23 Waived

Spiller, Isaiah — RB

Aug. 27 Waived
Aug. 28 Signed to practice squad
Sept. 2 Released from practice squad

Stick, Easton — QB

March 16 Signed

Still, Tarheeb — CB

May 10 Signed

Tart, Teair — DL

Aug. 16 Signed

Tomlinson, Eric — TE

Aug. 29 Signed to practice squad
Sept. 7 Signed to active roster

Trainer, Andrew — T

March 12 Waived

Uzodinma, Amechi — CB

March 12 Waived

Vidal, Kimani — RB

May 10 Signed

Wade, Shaun — CB

Sept. 3 Signed to practice squad

Walton, Zamari — CB

May 10 Signed
Aug. 27 Waived

Wilcox, Chris — CB

Jan. 9 Signed to Reserve/Future contract
Aug. 13 Waived

Williams, Bucky — C/G

May 10 Signed
Aug. 27 Placed on Reserve/Injured

Williams, Mike — WR

March 13 Released

Wooden, Isaiah — WR

Aug. 12 Signed
Aug. 27 Waived

Woods, JT — S


Aug. 28 Waived

MEDIA INFORMATION



SoFi Stadium

SEATING MAP



CHARGERS.COM

GAME-DAY MEDIA PARKING: Media attending Chargers home games have been assigned reserved areas to park at SoFi Stadium. All parking will be distributed electronically. As a reminder, parking is limited and is being provided as a courtesy.

MEDIA ENTRANCE: All credentialed media must enter through southeast media gate between entries 10 & 11 near Media Will Call and are subject to search procedures. Please be prepared to open all cases and bags for inspection by SoFi Stadium security personnel. All items will be inspected and tagged for security purposes. Please make sure bags are identifiable and limit carry-in items to only what is necessary. Please remove any security tags from prior games.

PRESS WILL CALL
Press Will Call is located at the southeast media gate between entries 10 & 11.

PRESS BOX
Media can access the press box by entering SoFi Stadium through the southeast media gate. Once on the concourse, turn left and walk along the concourse around the South end zone until reaching elevators in the southwest corner of the stadium. Take the elevators up to level 7 to access the press box.

CHARGERS MEDIA SITE
[Chargers.com/media](https://chargers.com/media) is available to assist media with coverage leading up to each game of the 2024 season. The media site contains digital copies of all press materials. Credential requests on the site must be submitted by the sports director, sports editor or photo editor to be considered.

CHARGERS GAME RELEASE
Stats and notes in Los Angeles Chargers Game Releases are found utilizing a variety of sources, including STATS LLC, Sportradar, Stathead and the Elias Sports Bureau.

LOS ANGELES CHARGERS COMMUNICATIONS CONTACTS

NAME	TITLE	EMAIL
Josh Rupprecht	Senior Vice President, Communications & Brand Messaging	Josh.Rupprecht@Chargers.NFL.com
Jennifer Rojas	Vice President, Marketing Communications & Alumni Affairs	Jennifer.Rojas@Chargers.NFL.com
Lauren Georgeson	Senior Manager, Corporate Marketing & Communications	Lauren.Georgeson@Chargers.NFL.com
Brock Anderson	Senior Manager, Football Communications	Brock.Anderson@Chargers.NFL.com
Leonie Strehl	Senior Coordinator, Marketing Communications & Alumni Affairs	Leonie.Strehl@Chargers.NFL.com
Ricky Martinez	Coordinator, Football Communications	Ricky.Martinez@Chargers.NFL.com

***SUPPLEMENTAL
STATS***

ALL-TIME SERIES HISTORY

Franchise	REGULAR SEASON						POSTSEASON					PRESEASON		
	W	L	T	Pct.	PF	PA	W	L	Pct.	PF	PA	W	L	T
Arizona Cardinals ¹	11	4	0	.733	392	301	0	0	—			14	11	0
Atlanta Falcons	4	8	0	.333	170	247	0	0	—			4	2	0
Baltimore Ravens	5	9	0	.357	252	307	1	0	1.000	23	17	0	0	0
Buffalo Bills	24	12	2	.667	938	660	1	2	.333	27	57	0	1	0
Carolina Panthers	2	6	0	.250	135	171	0	0	—			0	0	0
Chicago Bears	7	7	0	.500	279	233	0	0	—			4	3	0
Cincinnati Bengals	22	14	0	.611	871	778	1	1	.500	34	37	0	0	0
Cleveland Browns ²	19	9	1	.672	727	582	0	0	—			1	0	1
Dallas Cowboys	5	8	0	.385	295	296	0	0	—			9	8	0
Denver Broncos	55	72	1	.433	2,732	2,721	0	1	.000	17	24	5	2	0
Detroit Lions	7	6	0	.538	292	304	0	0	—			0	1	0
Green Bay Packers	2	11	0	.154	232	376	0	0	—			2	1	1
Houston Texans	6	3	0	.667	247	192	0	0	—			1	0	0
Indianapolis Colts ³	18	10	0	.643	666	476	2	1	.667	71	76	2	2	0
Jacksonville Jaguars	9	4	0	.692	385	255	0	0	—			0	0	0
Kansas City Chiefs ⁴	57	69	1	.452	2,597	2,844	1	0	1.000	17	0	5	2	0
Las Vegas Raiders ⁵	59	68	2	.465	2,823	2,856	0	1	.000	27	34	7	7	0
Los Angeles Rams ⁶	6	7	0	.462	344	335	0	0	—			20	19	0
Miami Dolphins	15	18	0	.455	753	738	2	2	.500	76	124	3	1	0
Minnesota Vikings	7	8	0	.467	358	369	0	0	—			3	11	1
New England Patriots ⁷	15	24	2	.385	771	976	1	3	.250	112	96	5	2	0
New Orleans Saints	7	6	0	.538	350	264	0	0	—			4	6	0
New York Giants	8	5	0	.615	356	302	0	0	—			5	3	0
New York Jets ⁸	24	12	1	.667	1,057	739	0	2	.000	31	37	4	2	1
Philadelphia Eagles	8	5	0	.615	262	266	0	0	—			3	1	0
Pittsburgh Steelers	9	23	0	.281	616	834	2	1	.667	72	76	1	2	0
San Francisco 49ers	8	7	0	.533	339	396	0	1	.000	26	49	22	27	0
Seattle Seahawks	25	27	0	.481	1,090	1,103	0	0	—			5	13	0
Tampa Bay Buccaneers	8	4	0	.667	331	250	0	0	—			0	0	0
Tennessee Titans ⁹	28	16	1	.636	1,149	985	1	3	.250	50	57	7	3	0
Washington Commanders ¹⁰	5	7	0	.417	259	284	0	0	—			1	0	0
ALL-TIME TOTALS	485	489	11	.498	22,068	21,440	12	18	.400	583	684	137	127	4

Note: Prior to 1972, tie games were not included in winning percentage.

1—Known as St. Louis Cardinals (1960-87) and Phoenix Cardinals (1988-93)

2—Did not play from 1996-98 after relocation to Baltimore, but rejoined as an expansion franchise in 1999

3—Known as Baltimore Colts (1960-83)

4—Known as Dallas Texans (1960-62)

5—Known as Los Angeles Rams (1960-94 and 2016-present) and St. Louis Rams (1995-2015)

6—Known as Boston Patriots (1960-70)

7—Known as Titans of New York (1960-62)

8—Known as Oakland Raiders (1960-81 and 1995-2019) and Los Angeles Raiders (1982-94)

9—Known as Houston Oilers (1960-96) and Tennessee Oilers (1997-98)

10—Known as Washington Redskins (1960-2019) and Washington Commanders (2020-21)

THE LAST TIME . . .

Regular season in regular font | Postseason in italics

RUSHING

200 Yards Rushing, Individual

CHARGERS — LaDainian Tomlinson, Dec. 28, 2003 vs. Oakland (243 yards)
 OPPONENT — Adrian Peterson, Nov. 4, 2007 at Minnesota (296 yards)
 CHARGERS — *Keith Lincoln, AFL Championship,*
Jan. 5, 1964 vs. Boston (206 yards)
 OPPONENT — *Never*

100 Yards Rushing, Individual

CHARGERS — **J.K. Dobbins, Sept. 15, 2024 at Carolina (131 yards)**
 OPPONENT — Daivid Montgomery, Nov 12, 2023 vs. Detroit (116 yards)
 CHARGERS — *Darren Sproles, AFC Wild Card,*
Jan. 3, 2009 vs. Indianapolis (105 yards)
 OPPONENT — *Sony Michel, AFC Divisional,*
Jan. 13, 2019 at New England (129 yards)

100 Yards Rushing, One Half, Individual

CHARGERS — **J.K. Dobbins, Sept. 8, 2024 vs. Las Vegas (131 yards in second half)**
 OPPONENT — Daivid Montgomery, Nov 12, 2023 vs. Detroit (102 yards in first half)
 CHARGERS — *Keith Lincoln, AFL Championship,*
Jan. 5, 1964 vs. Boston (176 yards in first half)
 OPPONENT — *Sony Michel, AFC Divisional,*
Jan. 13, 2019 at New England (105 yards in first half)

Two 100-Yard Rushers

CHARGERS — Darren Sproles (122 yards) and LaDainian Tomlinson (116 yards)
 Dec. 16, 2007, vs. Detroit
 OPPONENT — Frank Gore (158 yards) and Colin Kaepernick (151 yards),
 Dec. 20, 2014 at San Francisco
 CHARGERS — *Never*
 OPPONENT — *Never*

Four Touchdowns Rushing, Individual

CHARGERS — LaDainian Tomlinson, Oct. 14, 2007 vs. Oak. (3, 27, 13, 41 yards)
 OPPONENT — *Never*
 CHARGERS — *Never*
 OPPONENT — *Never*

Three Touchdowns Rushing, Individual

CHARGERS — Melvin Gordon, Oct. 15, 2018, at Cleveland (4, 10, 11 yards)
 OPPONENT — Darrel Young, Nov. 3, 2013 at Washington (1, 1, 4 yards)
 CHARGERS — *Never*
 OPPONENT — *Sony Michel, AFC Divisional,*
Jan. 13, 2019 at New England (1, 14, 5 yards)

Two Touchdowns Rushing, Individual

CHARGERS — Austin Ekeler, Nov. 6, 2023 at New York Jets (1, 2 yards)
 OPPONENT — Josh Allen, Dec. 23, 2023 vs. Buffalo (2, 1 yard)
 CHARGERS — *Darren Sproles, AFC Wild Card,*
Jan. 3, 2009 vs. Indianapolis (9, 22 yards)
 OPPONENT — *Sony Michel, AFC Divisional,*
Jan. 13, 2019 at New England (1, 14, 5 yards)

PASSING

500 Yards Passing, Individual

CHARGERS — Philip Rivers, Oct. 18, 2015 at Green Bay (503 yards)
 OPPONENT — *Never*
 CHARGERS — *Never*
 OPPONENT — *Never*

400 Yards Passing, Individual

CHARGERS — Justin Herbert, Sept. 24, 2023 at Minnesota (405 yards)
 OPPONENT — Patrick Mahomes, Oct. 22, 2023 at Kansas City (424 yards)
 CHARGERS — *Dan Fouts, AFC Divisional,*
Jan. 2, 1982 at Miami (433 yards)
 OPPONENT — *Peyton Manning, AFC Divisional,*
Jan. 13, 2008 at Indianapolis (402 yards)

300 Yards Passing, Individual

CHARGERS — Justin Herbert, Nov. 12, 2023 vs. Detroit (323 yards)
 OPPONENT — Jordan Love, Nov. 19, 2023 at Green Bay (322 yards)
 CHARGERS — *Philip Rivers, AFC Divisional,*
Jan. 13, 2019 at New England (331 yards)
 OPPONENT — *Tom Brady, AFC Divisional,*
Jan. 13, 2019 at New England (343 yards)

Six Touchdown Passes, Individual

CHARGERS — Dan Fouts, Nov. 22, 1981 at Oakland (12, 15, 29, 4, 5, 6 yards)
 OPPONENT — *Never*
 CHARGERS — *Never*
 OPPONENT — *Never*

Five Touchdown Passes, Individual

CHARGERS — Drew Brees, Oct. 31, 2004 vs. Oakland (17, 13, 23, 5, 1 yards)
 OPPONENT — Tom Brady, Oct. 4, 2020 at Tampa Bay (3, 6, 28, 19, 9 yards)
 CHARGERS — *Never*
 OPPONENT — *Never*

Four Touchdown Passes, Individual

CHARGERS — Justin Herbert, Nov. 12, 2023 vs. Detroit (29, 18, 1, 38 yards)
 OPPONENT — Aidan O'Connell, Dec. 14, 2023 at Las Vegas (30, 22, 11, 20 yards)
 CHARGERS — *Never*
 OPPONENT — *Don Strock, AFC Divisional,*
Jan. 2, 1982 at Miami (1, 40, 15, 50 yards)

Three Touchdown Passes, Individual

CHARGERS — Justin Herbert, Nov. 12, 2023 vs. Detroit (29, 18, 1, 38 yards)
 OPPONENT — Aidan O'Connell, Dec. 14, 2023 at Las Vegas (30, 22, 11, 20 yards)
 CHARGERS — *Philip Rivers, AFC Divisional,*
Jan. 13, 2019 at New England (43, 1, 8 yards)
 OPPONENT — *Peyton Manning, AFC Divisional,*
Jan. 13, 2008 at Indianapolis (25, 9, 55 yards)

Six Interceptions Thrown, Individual

CHARGERS — Ed Luther, Oct. 31, 1983 vs. Washington
 OPPONENT — Peyton Manning, Nov. 11, 2007 vs. Indianapolis
 CHARGERS — *Never*
 OPPONENT — *Never*

Five Interceptions Thrown, Individual

CHARGERS — Craig Whelihan, Dec. 13, 1998 at Seattle
 OPPONENT — Nathan Peterman, Nov. 19, 2017 vs. Buffalo
 CHARGERS — *Dan Fouts, AFC Second Round, Jan. 16, 1983 at Miami*
 OPPONENT — *George Blanda, AFL Championship,*
Dec. 24, 1961 vs. Houston Oilers

Four Interceptions Thrown, Individual

CHARGERS — Philip Rivers, Nov. 18, 2019 vs. Kansas City in Mexico City, Mexico
 OPPONENT — Nathan Peterman, Nov. 19, 2017 vs. Buffalo
 CHARGERS — *Stan Humphries, AFC Wild Card, Dec. 31, 1995 vs. Indianapolis*
 OPPONENT — *George Blanda, AFL Championship,*
Dec. 24, 1961 vs. Houston Oilers

RECEIVING

10 or More Receptions, Individual

CHARGERS — Keenan Allen, Nov. 26, 2023 vs. Baltimore (14 receptions)
OPPONENT — Cole Kmet, Oct. 29, 2023 vs. Chicago (10 receptions)
CHARGERS — *Ronnie Harmon, AFC Wild Card,*
Dec. 31, 1995 vs. Indianapolis (10 receptions)
OPPONENT — *James White, AFC Divisional,*
Jan. 13, 2019 at New England (15 receptions)

200 Yards Receiving, Individual

CHARGERS — Keenan Allen, Sept. 24, 2023 at Minnesota (215 yards)
OPPONENT — Tyreek Hill, Sept. 10, 2023 vs. Miami (215 yards)
CHARGERS — *Never*
OPPONENT — *Never*

100 Yards Receiving, Individual

CHARGERS — Joshua Palmer, Dec. 14, 2023 at Las Vegas (113 yards)
OPPONENT — Gabe Davis, Dec. 23, 2023 vs. Buffalo (130 yards)
CHARGERS — *Keenan Allen, AFC Divisional,*
Jan. 12, 2014 at Denver (142 yards)
OPPONENT — *Julian Edelman, AFC Divisional,*
Jan. 13, 2019 at New England (151 yards)

100 Yards Receiving, One Half, Individual

CHARGERS — Joshua Palmer, Dec. 14, 2023 at Las Vegas
(113 yards in second half)
OPPONENT — Travis Kelce, Oct. 22, 2023 at Kansas City
(143 yards in first half)
CHARGERS — *Keenan Allen, AFC Divisional,*
Jan. 12, 2014 at Denver (142 yards in second half)
OPPONENT — *Julian Edelman, AFC Divisional,*
Jan. 13, 2019 at New England (107 yards in first half)

Two 100-Yard Receivers

CHARGERS — Keenan Allen (215 yards) and Mike Williams (121 yards),
Sept. 24, 2023 at Minnesota
OPPONENT — Travis Kelce (191 yards) and Tyreek Hill (148 yards),
Dec. 16, 2021 vs. Kansas City
CHARGERS — *Chris Chambers (133 yards) and Vincent Jackson (114 yards),*
AFC Wild Card, Jan. 6, 2008
OPPONENT — *Tony Nathan (114 yards) and Duriel Harris (106 yards),*
AFC Divisional, Jan. 2, 1982

Five Touchdown Receptions, Individual

CHARGERS — Kellen Winslow, Nov. 22, 1981 at Oakland (15, 29, 4, 5, 3 yards)
OPPONENT — *Never*
CHARGERS — *Never*
OPPONENT — *Never*

Four Touchdown Receptions, Individual

CHARGERS — Kellen Winslow, Nov. 22, 1981 at Oakland (15, 29, 4, 5, 3 yards)
OPPONENT — Daryl Turner, Sept. 15, 1985 vs. Seattle (34, 15, 30, 7 yards)
CHARGERS — *Never*
OPPONENT — *Never*

Three Touchdown Receptions, Individual

CHARGERS — Danny Woodhead, Dec. 20, 2015 vs. Miami (20, 9, 9 yards)
OPPONENT — Travis Kelce, Nov. 20, 2022 vs. Kansas City (4, 32, 17 yards)
CHARGERS — *Never*
OPPONENT — *Jerry Rice, Super Bowl XXIX at Joe Robbie Stadium,*
Jan. 29, 1995 vs. San Francisco (44, 15, 7 yards)

Two Touchdown Receptions, Individual

CHARGERS — **Quentin Johnston, Sept. 15, 2024 at Carolina (29, 5 yards)**
OPPONENT — Tre Tucker, Dec. 14, 2023 at Las Vegas (30, 20 yards)
CHARGERS — *Keenan Allen, AFC Divisional,*
Jan. 12, 2014 at Denver (16, 16 yards)
OPPONENT — *Michael Crabtree, AFC Wild Card,*
Jan. 6, 2019 at Baltimore (31, 7 yards)

COMBINATION

100 Yards Rushing and Receiving, Individual

CHARGERS — Austin Ekeler, Dec. 8, 2019 at Jacksonville
(101 yards rushing, 112 yards receiving)
OPPONENT — Essex Johnson, Sept. 30, 1973 vs. Cincinnati
(121 yards rushing, 116 yards receiving)
CHARGERS — *Keith Lincoln, AFC Championship, Jan. 5, 1964 vs. Boston*
(206 yards rushing, 123 yards receiving)
OPPONENT — *Never*

300-Yard Passer, 100-Yard Rusher and 100-Yard Receiver

CHARGERS — Philip Rivers (314 yards passing),
Austin Ekeler (101 yards rushing),
Austin Ekeler (112 yards receiving),
Dec. 8, 2019 at Jacksonville
OPPONENT — Patrick Mahomes (329 yards passing),
Isiah Pacheco (107 yards rushing),
Travis Kelce (115 yards receiving),
Nov. 20, 2022 vs. Kansas City
CHARGERS — *Dan Fouts (333 yards passing),*
Chuck Muncie (126 yards rushing),
Wes Chandler (124 yards receiving),
Kellen Winslow (102 yards receiving),
AFC Wild Card, Jan. 9, 1983 at Pittsburgh
OPPONENT — *Tom Brady (343 yards passing),*
Sony Michel (129 yards rushing),
Julian Edelman (151 yards receiving),
AFC Divisional, Jan. 13, 2019 at New England

INTERCEPTIONS

Four Interceptions, Individual

CHARGERS — *Never*
OPPONENT — Kwamie Lassiter, Dec. 27, 1998 at Arizona (4 interceptions)
CHARGERS — *Never*
OPPONENT — *Vernon Perry, AFC Divisional,*
Dec. 29, 1979 vs. Houston Oilers (4 interceptions)

Three Interceptions, Individual

CHARGERS — Antonio Cromartie, Nov. 11, 2007 vs. Indianapolis (3 interceptions)
OPPONENT — Kwamie Lassiter, Dec. 27, 1998 at Arizona (4 interceptions)
CHARGERS — *Never*
OPPONENT — *Vernon Perry, AFC Divisional,*
Dec. 29, 1979 vs. Houston Oilers (4 interceptions)

Two Interceptions, Individual

CHARGERS — Kyzir White, Oct. 17, 2021 at Baltimore (2 interceptions)
OPPONENT — Patrick Surtain II, Nov. 28, 2021 at Denver (2 interceptions)
CHARGERS — *Glen Edwards, AFC Divisional,*
Jan. 3, 1981 vs. Buffalo (2 interceptions)
OPPONENT — *Jason Belser, AFC Wild Card,*
Dec. 31, 1995 vs. Indianapolis (2 interceptions)

Interception Returned for Touchdown

CHARGERS — Bryce Callahan, Dec. 4, 2022 at Las Vegas
(26 yards of Derek Carr)
OPPONENT — Jack Jones, Dec. 14, 2023 at Las Vegas
(16 yards of Easton Stick)
CHARGERS — *Never*
OPPONENT — *Never*

SACKS

Six Sacks, Individual

CHARGERS — Khalil Mack, Oct. 1, 2023 vs. Las Vegas (6.0 sacks)
OPPONENT — Never
CHARGERS — Never
OPPONENT — Never

Five Sacks, Individual

CHARGERS — Khalil Mack, Oct. 1, 2023 vs. Las Vegas (6.0 sacks)
OPPONENT — Never
CHARGERS — Never
OPPONENT — Never

Four-and-One-Half Sacks, Individual

CHARGERS — Khalil Mack, Oct. 1, 2023 vs. Las Vegas (6.0 sacks)
OPPONENT — Hugh Douglas, Oct. 18, 1998 vs. Philadelphia (4.5 sacks)
CHARGERS — Never
OPPONENT — Never

Four Sacks, Individual

CHARGERS — Khalil Mack, Oct. 1, 2023 vs. Las Vegas (6.0 sacks)
OPPONENT — Justin Houston, Dec. 28, 2014 at Kansas City (4.0 sacks)
CHARGERS — Never
OPPONENT — Never

Three-and-One-Half Sacks, Individual

CHARGERS — Khalil Mack, Oct. 1, 2023 vs. Las Vegas (6.0 sacks)
OPPONENT — Justin Houston, Dec. 28, 2014 at Kansas City (3.5 sacks)
CHARGERS — Never
OPPONENT — Never

Three Sacks, Individual

CHARGERS — Khalil Mack, Oct. 1, 2023 vs. Las Vegas (6.0 sacks)
OPPONENT — Chandler Jones, Dec. 4, 2022 at Las Vegas (3.0 sacks)
CHARGERS — Never
OPPONENT — Never

Two-and-One-Half Sacks, Individual

CHARGERS — Joey Bosa, Nov. 6, 2023 at New York Jets (2.5 sacks)
OPPONENT — Chandler Jones, Dec. 4, 2022 at Las Vegas (3.0 sacks)
CHARGERS — *Burt Grossman, AFC Wild Card,*
Jan. 2, 1993 vs. Kansas City (2.5 sacks)
OPPONENT — Never

Two Sacks, Individual

CHARGERS — Khalil Mack, Dec. 3, 2023 at New England (2.0 sacks)
OPPONENT — Ed Oliver, Dec. 23, 2023 vs. Buffalo (2.0 sacks)
CHARGERS — *Melvin Ingram, AFC Wild Card,*
Jan. 6, 2019 at Baltimore (2.0 sacks)
OPPONENT — *Shaun Phillips, AFC Divisional,*
Jan. 12, 2014 at Denver (2.0 sacks)

TOUCHDOWNS

Five Touchdowns, Individual

CHARGERS — Kellen Winslow, Nov. 22, 1981 at Oakland
(15-, 29-, 4-, 5-, 3-yard receptions)
OPPONENT — Never
CHARGERS — Never
OPPONENT — Never

Four Touchdowns, Individual

CHARGERS — Austin Ekeler, Nov. 21, 2021 vs. Pittsburgh
(10-, 17-yard receptions; 6-, 5-yard runs)
OPPONENT — Harvey Williams, Nov. 16, 1997, vs. Oakland
(8-, 32-yard receptions; 1-, 1-yard runs)
CHARGERS — Never
OPPONENT — Never

Three Touchdowns, Individual

CHARGERS — Austin Ekeler, Oct. 2, 2022 at Houston
(14-yard receptions; 10-, 20-yard runs)
OPPONENT — Travis Kelce, Nov. 20, 2022 vs. Kansas City
(4-, 32-, 17-yard receptions)
CHARGERS — Never
OPPONENT — *Sony Michel, AFC Divisional,*
Jan. 13, 2019 at New England (1-, 14-, 5-yard runs)

FIELD GOALS AND PATS

Six Field Goals Made, Individual

CHARGERS — Greg Davis, Oct. 5, 1997 at Oakland
(30, 22, 38, 43, 33, 33 yards)
OPPONENT — Phil Dawson, Nov. 5, 2006 vs. Cleveland
(37, 20, 42, 30, 36, 35 yards)
CHARGERS — Never
OPPONENT — Never

Five Field Goals Made, Individual

CHARGERS — Cameron Dicker, Dec. 23, 2023 vs. Buffalo
(20, 40, 47, 45, 53 yards)
OPPONENT — Daniel Carlson, Jan. 9, 2022 at Las Vegas
(24, 31, 52, 40, 47 yards)
CHARGERS — *Michael Badgley, AFC Wild Card,*
Jan. 6, 2019 at Baltimore (21, 53, 40, 34, 47 yards)
OPPONENT — Never

Four Field Goals Made, Individual

CHARGERS — Cameron Dicker, Jan. 7, 2024 vs. Kansas City
(49, 40, 43, 20 yards)
OPPONENT — Daniel Carlson, Jan. 9, 2022 at Las Vegas
(24, 31, 52, 40, 47 yards)
CHARGERS — *Michael Badgley, AFC Wild Card,*
Jan. 6, 2019 at Baltimore (21, 53, 40, 34, 47 yards)
OPPONENT — Never

50-Yard Field Goal, Individual

CHARGERS — **Cameron Dicker, Sept. 8, 2024 vs. Las Vegas (53 yards)**
OPPONENT — Jason Sanders, Dec. 11, 2022 vs. Miami (55 yards)
CHARGERS — *Michael Badgley, AFC Wild Card,*
Jan. 6, 2019 at Baltimore (53 yards)
OPPONENT — *Stephen Gostkowski, AFC Divisional,*
Jan. 14, 2007 vs. New England (50 yards)

Blocked Field Goal Attempt

CHARGERS — Joe Gaziano, Dec. 4, 2022 at Las Vegas
(52-yard Daniel Carlson attempt)
OPPONENT — Zack Allen, Dec. 31, 2023 at Denver
(50-yard Cameron Dicker attempt)
CHARGERS — *Leroy Jones, AFC Divisional, Jan. 2, 1982 at Miami*
(34-yard Uwe von Schamann attempt)
OPPONENT — Never

Two-Point Conversion

CHARGERS — Trey Pipkins III pass from Justin Herbert,
Sept. 17, 2023 at Tennessee
OPPONENT — Clyde Edwards-Helaire pass from Patrick Mahomes,
Dec. 16, 2021 vs. Kansas City
CHARGERS — *Keenan Allen pass from Philip Rivers, AFC Divisional,*
Jan. 13, 2019 at New England
OPPONENT — *Kevin Faulk run, AFC Divisional,*
Jan. 14, 2007 vs. New England

Point After Touchdown Missed

CHARGERS — **Cameron Dicker, Sept. 15, 2024 at Carolina**
(First attempt, wide left)
OPPONENT — Anders Carlson, Nov. 19, 2023 at Green Bay
(Second attempt, wide right)
CHARGERS — *Rolf Benirschke, AFC Second Round,*
Jan. 16, 1993 at Miami (First attempt, wide right)
OPPONENT — Never

Blocked Point After Touchdown

CHARGERS — Isaac Rochell, Sept. 27, 2020 vs. Carolina
(Joey Slye, first attempt)
OPPONENT — Denico Autry, Dec. 31, 2017 vs. Oakland
(Nick Rose, third attempt)
CHARGERS — Never
OPPONENT — Never

PUNTING

80-Yard Punt

CHARGERS — JK Scott, Dec. 11, 2023 vs. Denver (83 yards)
OPPONENT — Dustin Colquitt, Dec. 2, 2007 at Kansas City (81 yards)
CHARGERS — *Never*
OPPONENT — *Never*

70-Yard Punt

CHARGERS — JK Scott, Dec. 11, 2023 vs. Denver (83 yards)
OPPONENT — Bryce Baringer, Dec. 3, 2023 at New England (70 yards)
CHARGERS — *Never*
OPPONENT — *Ray Guy, AFC Championship, Jan. 11, 1981 vs. Oakland (71 yards)*

60-Yard Punt

CHARGERS — JK Scott, Dec. 31, 2023 at Denver (61 yards)
OPPONENT — **Johnny Hekker, Sept. 15, 2024 at Carolina (64 yards)**
CHARGERS — *Mike Scifres, AFC Divisional, Jan. 12, 2014 at Denver (62 yards)*
OPPONENT — *Hunter Smith, AFC Wild Card, Jan. 3, 2009 vs. Indianapolis (63 yards)*

Blocked Punt

CHARGERS — Jerry Attaochu of Drew Butler, Sept. 8, 2014 at Arizona
OPPONENT — Miles Killebrew of Ty Long, Nov. 21, 2021 vs. Pittsburgh
CHARGERS — *Never*
OPPONENT — *Lou Piccone of Rick Partridge, AFC Divisional, Jan. 3, 1981 vs. Buffalo*

10 or More Punts, Individual

CHARGERS — Drew Kaser, Nov. 12, 2017 at Jacksonville (10 punts for 485 yards)
OPPONENT — Chad Stanley, Sept. 15, 2002 vs. Houston (10 punts for 406 yards)
CHARGERS — *Never*
OPPONENT — *Never*

No Punts

CHARGERS — Dec. 26, 2021 at Houston
OPPONENT — Sept. 19, 2010 vs. Jacksonville
CHARGERS — *Never*
OPPONENT — *AFC Divisional, Jan. 12, 2014 at Denver*

OTHER SPECIAL TEAMS

Kickoff Returned for Touchdown

CHARGERS — Andre Roberts, Jan. 2, 2022 vs. Denver (101 yards)
OPPONENT — Mecole Hardman, Dec. 29, 2019 at Kansas City (104 yards)
CHARGERS — *Andre Coleman, Super Bowl XXIX at Joe Robbie Stadium, Jan. 29, 1995 vs. San Francisco (98 yards)*
OPPONENT — *Never*

Punt Returned for Touchdown

CHARGERS — Derius Davis, Nov. 6, 2023 at New York Jets (87 yards)
OPPONENT — Gunner Olszewski, Dec. 6, 2020, vs. New England (70 yards)
CHARGERS — *Wes Chandler, AFC Divisional, Jan. 2, 1982 at Miami (58 yards)*
OPPONENT — *Santonio Holmes, AFC Divisional, Jan. 11, 2009 at Pittsburgh (67 yards)*

Blocked Punt Returned for Touchdown

CHARGERS — Jacob Hester, Oct. 25, 2009 at Kansas City (Recovered own blocked Dustin Colquitt punt in end zone)
OPPONENT — Daniel Thomas, Oct. 25, 2020 vs. Jacksonville (Recovered own blocked Ty Long punt, returned recovery 16 yards)
CHARGERS — *Never*
OPPONENT — *Never*

Recovered Own Onside Kick Attempt

CHARGERS — Darrell Stuckey of Nick Novak kick, Nov. 18, 2012 at Denver
OPPONENT — Keion Crossen of Riley Dixon kick, Dec. 12, 2021 vs. New York Giants
CHARGERS — *Richard Marshall of Nick Novak kick, AFC Divisional, Jan. 12, 2014 at Denver*
OPPONENT — *Never*

OTHER DEFENSE

Shutout Posted

CHARGERS — Dec. 3, 2023 at New England (6-0 Chargers win)
OPPONENT — Dec. 6, 2020 vs. New England (45-0, Patriots win)
CHARGERS — *AFC Wild Card, Jan. 2, 1993 vs. Kansas City (Chargers win, 17-0)*
OPPONENT — *AFC Divisional, Jan. 10, 1993 at Miami (Dolphins win, 31-0)*

Fumble Returned for Touchdown

CHARGERS — Tevaughn Campbell, Dec. 5, 2021 at Cincinnati (61 yards)
OPPONENT — Mike Edwards, Jan. 7, 2024 vs. Kansas City (97 yards)
CHARGERS — *Never*
OPPONENT — *Guy Ruff, AFC Wild Card, Jan. 9, 1983 at Pittsburgh (Recovered opening kickoff fumble in end zone)*

Safety Scored

CHARGERS — Oct. 23, 2022 vs. Seattle (Kenneth Walker III tackled by Sebastian Joseph-Day and Troy Reeder in end zone)
OPPONENT — Nov. 22, 2020 vs. N.Y. Jets (Ty Long ran out of bounds out of the back of the end zone)
CHARGERS — *AFC Divisional, Jan. 8, 1995 vs. Miami (Bernie Parmalee tackled in end zone by Reuben Davis)*
OPPONENT — *Never*

MISCELLANEOUS

No Penalties

CHARGERS — Oct. 9, 2011 at Denver (Chargers win, 29-24)
OPPONENT — Dec. 4, 2005 vs. Oakland (Raiders win, 34-10)
CHARGERS — *Never*
OPPONENT — *AFC Divisional, Jan. 10, 1993 at Miami (Dolphins win, 31-0)*

Game Without Touchdown

CHARGERS — Jan. 7, 2024 vs. Kansas City (Chiefs win, 13-12)
OPPONENT — **Sept. 15, 2024 at Carolina (Chargers win, 26-3)**
CHARGERS — *AFC Championship, Jan. 20, 2008 at New England (Patriots win, 21-12)*
OPPONENT — *AFC Wild Card, Jan. 6, 2008 vs. Tennessee (Chargers win, 17-6)*

50 Points, Game

CHARGERS — Nov. 19, 2017 vs. Buffalo (Chargers win, 54-24)
OPPONENT — Dec. 14, 2023 at Las Vegas (Raiders win, 63-21)
CHARGERS — *AFL Championship, Jan. 5, 1964 vs. Boston (Chargers win, 51-10)*
OPPONENT — *Never*

40 Points, Game

CHARGERS — Dec. 5, 2021 at Cincinnati (Chargers win, 41-22)
OPPONENT — Dec. 14, 2023 at Las Vegas (Raiders win, 63-21)
CHARGERS — *AFC Divisional, Jan. 2, 1982 at Miami (Chargers win, 41-38)*
OPPONENT — *AFC Divisional, Jan. 13, 2019 at New England (Patriots win, 41-28)*

600 Yards Total Offense, Game

CHARGERS — Dec. 20, 1982 vs. Cincinnati (661 yards)
OPPONENT — Oct. 1, 2000 at St. Louis (614 yards)
CHARGERS — *AFL Championship, Jan. 5, 1964 vs. Boston (610 yards)*
OPPONENT — *Never*

500 Yards Total Offense, Game

CHARGERS — Dec. 8, 2019 at Jacksonville (525 yards)
OPPONENT — Nov. 12, 2023 vs. Detroit (533 yards)
CHARGERS — *AFC Divisional, Jan. 2, 1982 at Miami (564 yards)*
OPPONENT — *Never*

WEEKLY RANKINGS

2024 WEEKLY NFL RANKINGS

Week	Opp.	Offense			Defense		
		Total	Rush	Pass	Total	Rush	Pass
1	LV	13	5	23	15	4	25
2	at Car	12	2	28	2	6	6
3	at Pit						
4	KC						
5	BYE						
6	at Den						
7	at Ari						
8	NO						
9	at Cle						
10	Ten						
11	Cin						
12	Bal						
13	at Atl						
14	at KC						
15	TB						
16	Den						
17	at NE						
18	at LV						
Chargers in 2023		18	25	13	28	17	30
Chargers in 2022		9	30	3	20	28	7
Chargers in 2021		4	21	T-2	23	30	12
Chargers in 2020		9	18	6	10	18	9
Chargers in 2019		10	28	6	6	18	5
Chargers in 2018		11	15	10	9	9	9
Chargers in 2017		4	24	1	15	31	3
Chargers in 2016		14	26	8	16	10	20
Chargers in 2015		9	31	4	20	27	T-14
Chargers in 2014		18	30	10	9	26	4
Chargers in 2013		5	13	4	23	12	29
Chargers in 2012		31	27	24	9	6	18
Chargers in 2011		6	16	6	16	20	13
Chargers in 2010		1	15	2	1	4	1
Chargers in 2009		10	31	5	16	20	11
Chargers in 2008		11	20	7	25	11	31
Chargers in 2007		20	7	26	14	16	14
Chargers in 2006		4	2	16	10	7	13
Chargers in 2005		10	9	12	13	1	28
Chargers in 2004		10	6	16	18	3	31
Chargers in 2003		14	6	19	27	T-25	21
Chargers in 2002		16	8	22	30	11	32

2024 REGULAR-SEASON RANKINGS

LOS ANGELES CHARGERS (Team)

Category	NFL	AFC
Turnover Margin (2)	T-5	T-3
Points Scored (24.0)	12	T3
Points Allowed (6.5)	1	1
Total Offense (332.5)	12	4
Rushing (197.5)	2	1
Passing (135.0)	28	14
Total Defense (227.5)	2	2
vs. Rush (70.5)	6	4
vs. Pass (147.0)	6	5
Third-Down Offense (41.94%)	10	3
Third-Down Defense (23.08%)	2	2
Red-Zone Offense (50.0%)	T-10	T-6
Red-Zone Defense (0.00%)	1	1

LOS ANGELES CHARGERS (Individual)

Category	NFL	AFC
Passing		
Rating: Justin Herbert (95.7)	11	4
Yards: Justin Herbert (274)	28	14
Touchdowns: Justin Herbert (3)	T-5	T-1
Rushing		
Attempts: Gus Edwards (29)	T-17	10
Yards: J.K. Dobbins (266)	1	1
Touchdowns: J.K. Dobbins (2)	T-2	T-1
Receiving		
Receptions: Quentin Johnston (8)	T-33	T-18
Yards: Quentin Johnston (80)	T-56	26
Touchdowns: Quentin Johnston (2)	T-1	T-1
Defense		
Total Tackles: Daiyan Henley (15)	T-41	T-17
Solo Tackles: Derwin James Jr., Denzel Perryman (10)	T-40	T-20
INTs: Poona Ford, Elijah Molden (1)	T-3	T-2
Sacks: Joey Bosa (2.0)	T-11	T-7

GAME-BY-GAME STARTERS

OFFENSIVE STARTERS

		WR	WR	TE	LT	LG	C	RG	RT	QB	RB	3WR	FB	2TE
Sept. 8	LV	J.Palmer	L.McConkey	W.Dissly	R.Slater	Z.Johnson	B.Bozeman	T.Pipkins	J.Alt	J.Herbert	G.Edwards	—	S.Matlock	—
Sept. 15	at Car	D.Davis	Q.Johnston	H.Hurst	R.Slater	Z.Johnson	B.Bozeman	T.Pipkins	J.Alt	J.Herbert	J.Dobbins	—	—	W.Dissly
Sept. 22	at Pit													
Sept. 29	KC													
Oct. 13	at Den													
Oct. 21	at Ari													
Oct. 27	NO													
Nov. 3	at Cle													
Nov. 10	Ten													
Nov. 17	Cin													
Nov. 25	Bal													
Dec. 1	at Atl													
Dec. 8	at KC													
Dec. 15	TB													
Dec. 22	Den													
TBD	at NE													
TBD	at LV													

DEFENSIVE STARTERS

		OLB	DL	DL	DL	OLB	LB	LB	CB	CB	S	S	3CB	3S
Sept. 8	LV	K.Mack	P.Ford	O.Ogbonnia	—	J.Bosa	D.Henley	D.Perryman	K.Fulton	A.Samuel	D.James	A.Gilman	J.Taylor	—
Sept. 15	at Car	K.Mack	P.Ford	O.Ogbonnia	—	J.Bosa	D.Henley	D.Perryman	K.Fulton	A.Samuel	D.James	E.Molden	J.Taylor	—
Sept. 22	at Pit													
Sept. 29	KC													
Oct. 13	at Den													
Oct. 21	at Ari													
Oct. 27	NO													
Nov. 3	at Cle													
Nov. 10	Ten													
Nov. 17	Cin													
Nov. 25	Bal													
Dec. 1	at Atl													
Dec. 8	at KC													
Dec. 15	TB													
Dec. 22	Den													
TBD	at NE													
TBD	at LV													

WEEKLY INACTIVES

Sept. 8	Las Vegas:	Taylor Heinicke, Tarheeb Still, Kimani Vidal, Jordan McFadden, Brenden Rice, Justin Eboigbe.
Sept. 15	at Carolina:	Taylor Heinicke, Tarheeb Still, Kimani Vidal, Alohi Gilman, Jordan McFadden, Brenden Rice, Justin Eboigbe.
Sept. 22	at Pittsburgh:	
Sept. 29	Kansas City:	
Oct. 13	at Denver:	
Oct. 21	at Arizona:	
Oct. 27	New Orleans:	
Nov. 3	at Cleveland:	
Nov. 10	Tennessee:	
Nov. 17	Cincinnati:	
Nov. 25	Baltimore:	
Dec. 1	at Atlanta:	
Dec. 8	at Kansas City:	
Dec. 15	Tampa Bay:	
Dec. 22	Denver:	
TBD	at New England:	
TBD	at Las Vegas:	

SEASON TOTALS

Name	No.
Justin Eboigbe	2
Taylor Heinicke	2
Jordan McFadden	2
Brenden Rice	2
Tarheeb Still	2
Kimani Vidal	2
Alohi Gilman	1

CHARGERS AND OPPONENT WEEKLY LEADERS

REGULAR-SEASON WEEKLY LEADERS, LOS ANGELES CHARGERS

		Scoring	Pass Yds.	Carries	Rush Yds.	Catches	Rec. Yds.	Tackles (Solo)	Sacks
Sept. 8	Las Vegas:	Dicker 10	Herbert 144	Edwards 11	Dobbins 135	McConkey 5	McConkey 39	Two Tied 7 (6)	Mack 1.5
Sept. 15	at Carolina:	Johnston 12	Herbert 130	Edwards 18	Dobbins 131	Johnston 5	Johnston 5	Henley 9 (5)	Two tied 1.0
Sept. 22	at Pittsburgh:								
Sept. 29	Kansas City:								
Oct. 13	at Denver:								
Oct. 21	at Arizona:								
Oct. 27	New Orleans:								
Nov. 3	at Cleveland:								
Nov. 10	Tennessee:								
Nov. 17	Cincinnati:								
Nov. 25	Baltimore:								
Dec. 1	at Atlanta:								
Dec. 8	at Kansas City:								
Dec. 15	Tampa Bay:								
Dec. 22	Denver:								
TBD	at New England:								
TBD	at Las Vegas:								

REGULAR-SEASON WEEKLY LEADERS, OPPONENT

		Scoring	Pass Yds.	Carries	Rush Yds.	Catches	Rec. Yds.	Tackles (Solo)	Sacks
Sept. 8	Las Vegas:	Mattison 6	Minshew II 257	White 13	White 44	Bowers 6	Meyers 61	Spillane 10 (7)	Crosby 1.0
Sept. 15	at Carolina:	Pineiro 3	Young 84	Hubbard 10	Hubbard 64	Hubbard 4	Tremble 23	Thompson 14 (8)	Two tied 0.5
Sept. 22	at Pittsburgh:								
Sept. 29	Kansas City:								
Oct. 13	at Denver:								
Oct. 21	at Arizona:								
Oct. 27	New Orleans:								
Nov. 3	at Cleveland:								
Nov. 10	Tennessee:								
Nov. 17	Cincinnati:								
Nov. 25	Baltimore:								
Dec. 1	at Atlanta:								
Dec. 8	at Kansas City:								
Dec. 15	Tampa Bay:								
Dec. 22	Denver:								
TBD	at New England:								
TBD	at Las Vegas:								

REGULAR-SEASON PLAYER PARTICIPATION

2024 Season Player	1	2	3	4	6	7	8	9	10	11	12	13	14	15	16	17	18	Season Totals			
	LV	at CAR	at PIT	KC	at DEN	at ARI	NO	at CLE	TEN	CIN	BAL	at ATL	at KC	TB	DEN	at NE	at LV	GP	GS	DNP	INA
Ait, Joe	RT	RT																2	2	0	0
Barnhart, Karsen	PS	PS																0	0	0	0
Benson, Luke	PS	PS																0	0	0	0
Bootle, Dicaprio	—	PS																0	0	0	0
Bosa, Joey	OLB	OLB																2	2	0	0
Bozeman, Bradley	C	C																2	2	0	0
Chark Jr., DJ	IR	IR																0	0	0	0
Collins, Chris	IR	IR																0	0	0	0
Colson, Junior	SUB	SUB																2	0	0	0
Davis, Derius	SUB	WR																2	1	0	0
Dicker, Cameron	SUB	SUB																2	0	0	0
Dissly, Will	TE	TE																2	2	0	0
Dobbins, J.K.	SUB	RB																2	1	0	1
Dupree, Bud	SUB	SUB																2	0	0	0
Dye, Troy	SUB	SUB																2	0	0	0
Eboigbe, Justin	INA	INA																0	0	0	2
Edwards, Gus	RB	SUB																2	1	0	0
Fehoko, Simi	SUB	SUB																2	0	0	0
Finley, AJ	SUB	SUB																2	0	0	0
Fisk, Tucker	PS	PS																0	0	0	0
Fitzpatrick, Dez	PS	PS																0	0	0	0
Ford, Poona	DL	DL																2	2	0	0
Fox, Morgan	SUB	SUB																2	0	0	0
Fulton, Kristian	CB	CB																2	2	0	0
Gilman, Alohi	S	INA																1	1	0	1
Harris, Josh	SUB	SUB																2	0	0	0
Hart, Cam	SUB	SUB																2	0	0	0
Haskins, Hassan	SUB	SUB																2	0	0	0
Heinicke, Taylor	INA	INA																0	0	0	2
Henley, Daiyan	LB	LB																2	2	0	0
Herbert, Justin	QB	QB																2	2	0	0
Hinton, Christopher	PS	PS																0	0	0	0
Hurst, Hayden	SUB	TE																2	1	0	0
Jaimes, Brenden	SUB	SUB																2	0	0	0
James Jr., Derwin	S	S																2	2	0	0
Jean-Baptiste, Jeremiah	PS	PS																0	0	0	0
Jefferson, Tony	PS	SUB																1	0	0	0
Johnson, Jaylen	PS	PS																0	0	0	0
Johnson, Zion	LG	LG																2	2	0	0
Johnston, Quentin	SUB	WR																2	1	0	0
Leatherwood, Alex	PS	PS																0	0	0	0
Leonard, Deane	SUB	SUB																2	0	0	0
Mack, Khalil	OLB	OLB																2	2	0	0
Matlock, Scott	FB	SUB																2	1	0	0
McConkey, Ladd	WR	SUB																2	1	0	0
McFadden, Jordan	INA	INA																0	0	0	2
McLellan, Tyler	IR	IR																0	0	0	0
Molden, Elijah	SUB	S																1	1	0	0
Morris-Brash, Tre'Mon	PS	PS																0	0	0	0
Mustipher, Sam	PS	PS																0	0	0	0
Niemann, Nick	IR/DFR	IR/DFR																0	0	0	0
Ogbonnia, Otitio	DL	DL																2	2	0	0
Okoye, CJ	PS	PS																0	0	0	0
Palmer, Joshua	WR	SUB																2	1	0	0
Patterson, Jaret	PS	PS																0	0	0	0
Perryman, Denzel	LB	LB																2	2	0	0
Pipkins III, Trey	RG	RG																2	2	0	0
Quarterman, Shaquille	SUB	SUB																2	0	0	0
Rice, Brenden	INA	INA																0	0	0	2
Rumph II, Chris	IR	IR																0	0	0	0
Salyer, Jamaree	SUB	SUB																2	0	0	0
Samuel Jr., Asante	CB	CB																2	2	0	0
Sarell, Foster	DNP	DNP																0	0	2	0
Scott, JK	SUB	SUB																2	0	0	0
Shelton, Nehemiah	—	PS																0	0	0	0
Slater, Rashawn	LT	LT																2	2	0	0
Smartt, Stone	SUB	SUB																2	0	0	0
Stick, Easton	DNP	DNP																0	0	2	0
Still, Tarheeb	INA	INA																0	0	0	2
Tart, Teair	SUB	SUB																2	0	0	0
Taylor, Ja'Sir	3CB	3CB																2	2	0	0
Tomlinson, Eric	SUB	SUB																2	0	0	0
Tuipulotu, Tuli	SUB	SUB																2	0	0	0
Wade, Shaun	PS	PS																0	0	0	0
Williams, Bucky	IR	IR																0	0	0	0
Vidal, Kimani	INA	INA																0	0	0	2

STARTERS FOR EACH GAME IN BOLD:

DNP – Did Not Play, DNR – Reserve/Did Not Report, E/CP – Exempt/Commissioner Permission, INA – Inactive, IR – Reserve/Injured, IR/DFR – Reserve Injured; Designated for Return, COVID – Reserve/COVID-19, NFL – Non-Football Illness List, PS – Practice Squad, PS/INJ – Practice Squad; Injured List, PUP – Reserve/Physically Unable to Perform, SUB – Substitute, SUS – Reserve/Suspended, 2RB – Started as Second Running Back, 2TE – Started as Second Tight End, 3TE – Started as Third Tight End, CB – Started as Additional Cornerback, 3S – Started as Third Safety, 3WR – Started as Third Wide Receiver.

REGULAR SEASON SINGLE-GAME HIGHS

INDIVIDUAL

Passing

Longest Scoring Pass — 29, J.Herbert to Q.Johnston, Sept. 15 at Car.
Longest Non-Scoring Pass — 27, J.Herbert to H.Hurst, Sept. 8 vs. L.V.
Most Passing Attempts — 26, J.Herbert, Sept. 8 vs. L.V.
Most Completions — 17, J.Herbert, Sept. 8 vs. L.V.
Most Passing Yards — 144, J.Herbert, Sept. 8 vs. L.V.
Most Passing Touchdowns — 2, 27, J.Herbert, Sept. 8 vs. L.V.
Highest Completion Percentage (min. 20 att.) — 70.0, J.Herbert, Sept. 15 at Car.
Highest Passer Rating (min. 20 att.) — 100.0, J.Herbert, Sept. 15 at Car.

Rushing

Longest Scoring Run — 43, J.Dobbins, Sept. 15 at Car.
Longest Non-Scoring Run — 61, J.Dobbins, Sept. 8 vs. L.V.
Most Rushing Attempts — 17, J.Dobbins, Sept. 15 at Car.
Most Rushing Yards — 135, J.Dobbins, Sept. 8 vs. L.V.
Most Rushing Touchdowns — 1, Last, J.Dobbins, Sept. 15 at Car.

Receiving

Most Receptions — 5, Last, Q.Johnston, Sept. 15 at Car.
Most Receiving Yards — 51, Q.Johnston, Sept. 15 at Car.
Most Receiving Touchdowns — 2, Q.Johnston, Sept. 15 at Car.

Total Offense

Most Total Yards from Scrimmage — 139, J.Dobbins, Sept. 8 vs. L.V.
Most Touchdowns — 2, Q.Johnston, Sept. 15 at Car.

Special Teams

Longest Punt — 56, J.Scott, Sept. 8 vs. L.V.
Longest Field Goal — 53, C.Dicker, Sept. 8 vs. L.V.
Most Attempted Field Goals — 3, C.Dicker, Sept. 8 vs. L.V.
Most Made Field Goals — 3, C.Dicker, Sept. 8 vs. L.V.

Returns

Longest Kickoff Return — 35, D.Davis, Sept. 8 vs. L.V.
Longest Punt Return — 15, D.Davis, Sept. 15 at Car.
Longest Interception Return — 3, Last E.Molden, Sept. 15 at Car.
Longest Fumble Return — 22, K.Mack, Sept. 8 vs. L.V.

Defense

Most Interceptions — 1, Last, E.Molden, Sept. 15 at Car.
Most Tackles — 9, D.Henley, Sept. 15 at Car.
Most Solo Tackles — 6, J.Bosa, D.James Jr., Sept. 8 vs. L.V.
Most Sacks — 1.5, K.Mack, Sept. 8 vs. L.V.
Most Passes Defended — 1, Last: Sept. 15 at Car.

TEAM

Most, Offense

First Downs — 21, Sept. 15 at Carolina
Rushing Attempts — 44, Sept. 15 at Carolina
Rushing Yards — 219, Sept. 15 at Carolina
Rushing Touchdowns — 1, Sept. 15 at Carolina
Passing Attempts — 26, Sept. 8 vs. Las Vegas
Completions — 17, Sept. 8 vs. Las Vegas
Net Passing Yards — 225, Sept. 8 vs. Las Vegas
Touchdowns Thrown — 2, Sept. 15 at Carolina
Offensive Plays — 69, Sept. 15 at Carolina
Total Offense — 349, Sept. 15 at Carolina
Time of Possession — 36:18, Sept. 15 at Carolina

Most, Turnovers

Turnovers — 1, Sept. 15 at Carolina
Interceptions Thrown — 1, Sept. 15 at Carolina
Fumbles — 1, Sept. 15 at Carolina
Fumbles Lost — 1, Sept. 15 at Carolina

Longest Scoring Drives

Plays — 11, Sept. 15 at Carolina
Yards — 92, Sept. 8 vs. Las Vegas
Time — 6:01, Sept. 15 at Carolina

Shortest Scoring Drives

Plays — 3, Sept. 15 at Carolina
Yards — 5, Sept. 8 vs. Las Vegas
Time — 0:47, Sept. 8 vs. Las Vegas

Fewest, Defense

First Downs Allowed — 7, Sept. 15 at Carolina
Rushing Attempts Allowed — 18, Sept. 15 at Carolina
Rushing Yards Allowed — 71, Sept. 8 vs. Las Vegas
Passing Attempts Allowed — 26, Sept. 15 at Carolina
Completions Allowed — 18, Sept. 15 at Carolina
Net Passing Yards Allowed — 69, Sept. 8 vs. Las Vegas
Total Plays Allowed — 48, Sept. 15 at Carolina
Total Yards Allowed — 159, Sept. 15 at Carolina

Most, Defense

Takeaways — 3, Sept. 8 vs. Las Vegas
Interceptions — 1, Last: Sept. 15 at Carolina
Fumbles Forced — 2, Sept. 8 vs. Las Vegas
Fumbles Recovered — 2, Sept. 8 vs. Las Vegas
Passes Defended — 5, Sept. 15 at Carolina
Sacks — 4, Sept. 8 vs. Las Vegas

GAME-BY-GAME PASSES DEFENSED

Sept. 8	Las Vegas:	Poona Ford (2), Junior Colson (1), Bud Dupree (1), Khalil Mack (1).
Sept. 15	at Carolina:	Kristian Fulton (1), Deane Leonard (1), Scott Matlock (1), Elijah Molden (1), Asante Samuel Jr. (1).
Sept. 22	at Pittsburgh:	
Sept. 29	Kansas City:	
Oct. 13	at Denver:	
Oct. 21	at Arizona:	
Oct. 27	New Orleans:	
Nov. 3	at Cleveland:	
Nov. 10	Tennessee:	
Nov. 17	Cincinnati:	
Nov. 25	Baltimore:	
Dec. 1	at Atlanta:	
Dec. 8	at Kansas City:	
Dec. 15	Tampa Bay:	
Dec. 22	Denver:	
TBD	at New England:	
TBD	at Las Vegas:	

SEASON TOTALS (10)

Name	No.
Poona Ford	2
Junior Colson	1
Bud Dupree	1
Kristian Fulton	1
Deane Leonard	1
Khalil Mack	1
Scott Matlock	1
Elijah Molden	1
Asante Samuel Jr.	1

GAME-BY-GAME SACKS

Sept. 8	Las Vegas:	Khalil Mack (1.5), Joey Bosa (1.0), Team Sacks (1.0), Morgan Fox (0.5).
Sept. 15	at Carolina:	Joey Bosa (1.0), Denzel Perryman (1.0).
Sept. 22	at Pittsburgh:	
Sept. 29	Kansas City:	
Oct. 13	at Denver:	
Oct. 21	at Arizona:	
Oct. 27	New Orleans:	
Nov. 3	at Cleveland:	
Nov. 10	Tennessee:	
Nov. 17	Cincinnati:	
Nov. 25	Baltimore:	
Dec. 1	at Atlanta:	
Dec. 8	at Kansas City:	
Dec. 15	Tampa Bay:	
Dec. 22	Denver:	
TBD	at New England:	
TBD	at Las Vegas:	

SEASON TOTALS (6.0)

Name	No.
Joey Bosa	2.0
Khalil Mack	1.5
Morgan Fox	1.0
Denzel Perryman	1.0
Team	1.0

RECORDS

INDIVIDUAL RECORDS

*NFL Record

POINTS

Most Seasons Leading League

- 1 Nate Kaeding, 2009
- LaDainian Tomlinson, 2006
- John Carney, 1994

Most, Career

- 1,076 John Carney, 1990-2000
- 918 LaDainian Tomlinson, 2001-09
- 889 Nate Kaeding, 2004-12

Most, Season

- 186* LaDainian Tomlinson, 2006
- 146 Nate Kaeding, 2009
- 144 Nick Novak, 2013

Most, Season, Non-Kickers

- 186* LaDainian Tomlinson, 2006
- 124 Austin Ekeler, 2021
- 120 LaDainian Tomlinson, 2005

Most, Season, Rookie

- 114 Nate Kaeding, 2004
- 106 Josh Lambo, 2015
- Dennis ParTEE, 1968
- 94 Herb Travenio, 1965

Most, Game

- 30 Kellen Winslow, Nov. 22, 1981 at Oakland
- 24 (10x) Last: Austin Ekeler, Nov. 21, 2021 vs. Pit.
- 20 Mike Williams, Dec. 13, 2018 at Kansas City

TOUCHDOWNS

Most Seasons Leading League

- 3 Lance Alworth, 1964, 1965, 1966
- 2 Austin Ekeler, 2021, 2022
- 1 LaDainian Tomlinson, 2006
- Chuck Muncie, 1981

Most, Career

- 153 LaDainian Tomlinson, 2001-09
- 116 Antonio Gates, 2003-18
- 83 Lance Alworth, 1962-70

Most, Season

- 31* LaDainian Tomlinson, 2006
- 20 Austin Ekeler, 2021
- LaDainian Tomlinson, 2005
- 19 Chuck Muncie, 1981

Most, Game

- 5 Kellen Winslow, Nov. 22, 1981 at Oakland
- 4 (10x) Last: Austin Ekeler, Nov. 21, 2021 vs. Pit.
- 3 (46x) Last: A.Ekeler, Oct. 2, 2022 at Hou.

Most Consecutive Games

- 18* LaDainian Tomlinson, 2004-05
- 10 LaDainian Tomlinson, 2006
- 9 Antonio Gates, 2009-10
- Natrone Means, 1993-94
- Lance Alworth, 1963

POINTS AFTER TOUCHDOWN

Most Seasons Leading League

- 2 Nate Kaeding, 2006
- Rolf Benirschke, 1981, 1982
- 1 Herb Travenio, 1965

Most, Career

- 349 Nate Kaeding, 2004-12
- 328 Rolf Benirschke, 1977-86
- 293 John Carney, 1990-2000

Most, Season

- 58 Nate Kaeding, 2006
- 55 Rolf Benirschke, 1981
- 54 Nate Kaeding, 2004

Most, Game

- 7 (6x) Last: N.Kaeding, Dec. 28, 2008 vs. Den.
- 6 (30x) Last: M.Badgley, Dec. 8, 2019 at. Jax.
- 5 (55x) Last: C.Dicker, Nov. 12, 2023 vs. Detroit

Most Consecutive

- 250 Nate Kaeding, 2004-09
- 128 Nick Novak, 2011-14
- 87 Rolf Benirschke, 1983-86

Most Attempts, Career

- 352 Rolf Benirschke, 1977-86
- 351 Nate Kaeding, 2004-12
- 298 John Carney, 1990-2000

Most Attempts, Season

- 61 Rolf Benirschke, 1981
- 58 Nate Kaeding, 2006
- 55 Nate Kaeding, 2004
- Bob Thomas, 1985

Most Attempts, Game

- 8 Rolf Benirschke, Nov. 22, 1981 at Oakland
- 7 (6x) Last: N.Kaeding, Dec. 28, 2008 vs. Den.
- 6 (38x) Last: M. Badgley, Dec. 8, 2019 at. Jax.

TWO-POINT CONVERSIONS

Most Seasons Leading League

- 1 Ladarius Green, 2015
- Mikhael Ricks, 1999
- Ronnie Harmon, 1994

Most, Career

- 3 Ronnie Harmon, 1990-95
- 2 Keenan Allen, 2013-23
- Jared Cook, 2021
- Austin Ekeler, 2017-23
- Mike Williams, 2017-23
- Antonio Gates, 2003-18
- Melvin Gordon, 2015-19
- Ladarius Green, 2012-15
- Legedu Naanee, 2007-10
- Dave Kocourek, 1960-65

Most, Season

- 3 Ronnie Harmon, 1994
- 2 Jared Cook, 2021
- Austin Ekeler, 2021
- Melvin Gordon, 2018
- Antonio Gates, 2018
- 1 (36x) Last: Trey Pipkins, 2023

Most, Game

- 2* Ladarius Green, Oct. 25, 2015 vs. Oakland
- 1 (44x) Last: Trey Pipkins, Sept. 17, 2023 at Ten.

FIELD GOALS

Most Seasons Leading League

- 1 Nate Kaeding, 2009
- John Carney, 1994

Most, Career

- 261 John Carney, 1990-2000
- 180 Nate Kaeding, 2004-12
- 146 Rolf Benirschke, 1977-86

Most, Season

- 34 Nick Novak, 2013
- John Carney, 1994
- 32 Nate Kaeding, 2009
- 31 Cameron Dicker, 2023
- John Carney, 1993, 1999

Most, Game

- 6 (3x) Last: G.Davis, Oct. 5, 1997 at Oakland
- 5 (12x) Last: C.Dicker, Dec. 23, 2023 vs. Buffalo
- 4 (38x) Last: C.Dicker, Jan. 7, 2024 vs. K.C.

Most, Game, No Misses

- 6 (3x) Last: G.Davis, Oct. 5, 1997 at Oakland
- 5 (11x) Last: C.Dicker, Dec. 23, 2023 vs. Buffalo
- 4 (27x) Last: C.Dicker, Jan. 7, 2024 vs. K.C.

Highest Percentage, Career (min. 100 att.)

- 87.0 Nate Kaeding, 2004-12 (180-of-207)
- 84.6 Nick Novak, 2011-14, '17 (110-of-130)
- 81.6 John Carney, 1990-2000 (261-of-320)

Highest Percentage, Season (min. 15 att.)

- 95.0 Cameron Dicker, 2022 (19-of-20)
- 93.9 Cameron Dicker, 2023 (31-of-33)
- 93.8 Michael Badgley, 2018 (15-of-16)

Most Consecutive

- 32 Nick Novak, 2013-14
- 29 John Carney, 1992-93
- 22 Nate Kaeding, 2009-10

Most Attempts, Career

- 320 John Carney, 1990-2000
- 208 Rolf Benirschke, 1977-86
- 207 Nate Kaeding, 2004-12

Most Attempts, Season

- 40 John Carney, 1993
- 39 Michael Badgley, 2020
- 38 John Carney, 1994

Most Attempts, Game

- 7 Dick Van Raaphorst, Oct. 8, 1966 at N.Y. Jets
- 6 (6x) Last: Steve Christie, Dec. 1, 2002 vs. Den.
- 5 (26x) Last: C.Dicker, Dec. 23, 2023 vs. Buf.

Longest

- 59 Michael Badgley, Dec. 9, 2018 vs. Cincinnati
- 57 Nate Kaeding, Dec. 21, 2008 at Tampa Bay
- 55 Cameron Dicker, Nov. 6, 2023 at N.Y. Jets
- Cameron Dicker, Oct. 22, 2023 at Kansas City
- Nate Kaeding, Nov. 29, 2009 vs. Kansas City

RUSHING YARDS

Most Seasons Leading League

- 2 LaDainian Tomlinson, 2006, 2007
- 1 Dick Post, 1968
Paul Lowe, 1965

Most, Career

- 12,490 LaDainian Tomlinson, 2001-09
- 4,972 Paul Lowe, 1960-68
- 4,355 Austin Ekeler, 2017-23

Most, Season

- 1,815 LaDainian Tomlinson, 2006
- 1,683 LaDainian Tomlinson, 2002
- 1,645 LaDainian Tomlinson, 2003

Most, Game

- 243 LaDainian Tomlinson, Dec. 28, 2003 vs. Oak.
- 220 LaDainian Tomlinson, Dec. 1, 2002 vs. Denver
- 217 LaDainian Tomlinson, Sept. 29, 2002 vs. N.E.
Gary Anderson, Dec. 18, 1988 vs. Kansas City

Most Games 100 Yards or More, Career

- 46 LaDainian Tomlinson, 2001-09
- 15 Natrone Means, 1993-99
Paul Lowe, 1960-68
- 12 Ryan Mathews, 2010-14

Most Games 100 Yards or More, Season

- 10 LaDainian Tomlinson, 2006
- 7 LaDainian Tomlinson, 2002
Don Woods, 1974
- 6 Ryan Mathews, 2013
LaDainian Tomlinson, 2007
LaDainian Tomlinson, 2004
LaDainian Tomlinson, 2003
Natrone Means, 1994

Most Consecutive Games, 100 Yards or More

- 9 LaDainian Tomlinson, 2006
- 5 Natrone Means, 1994
- 4 LaDainian Tomlinson, 2007

Most Games 200 Yards or More, Career

- 4 LaDainian Tomlinson, 2001-09
- 1 Gary Anderson, 1985-88

Longest Run

- 87t Melvin Gordon, Oct. 29, 2017 at New England
Paul Lowe, Sept. 10, 1961 at Dallas Texans
- 86t Keith Lincoln, Sept. 30, 1962 at Oakland
- 85t LaDainian Tomlinson, Dec. 17, 2006 vs. K.C.

RUSHING TOUCHDOWNS

Most Seasons Leading League

- 3 LaDainian Tomlinson, 2004, 2006, 2007
- 1 Chuck Muncie, 1981
Paul Lowe, 1961, 1965

Most, Career

- 138 LaDainian Tomlinson, 2001-09
- 43 Chuck Muncie, 1980-84
- 39 Austin Ekeler, 2017-23

Most, Season

- 28* LaDainian Tomlinson, 2006
- 19 Chuck Muncie, 1981
- 18 LaDainian Tomlinson, 2005

Most, Game

- 4 LaDainian Tomlinson, Oct. 14, 2007 vs. Oak.
LaDainian Tomlinson, Nov. 12, 2006 at Cin.
LaDainian Tomlinson, Oct. 15, 2006 at S.F.
Chuck Muncie, Nov. 29, 1981 vs. Denver
Clarence Williams, Sept. 16, 1979 vs. Buffalo
- 3 (22x), Last: M.Gordon, Oct. 15, 2018 at Cle.
- 2 (124x), Last: A.Ekeler, Nov. 6, 2023 at NYJ

Most Consecutive Games

- 18* LaDainian Tomlinson, 2004-05
- 9 Natrone Means, 1993-94
- 8 LaDainian Tomlinson, 2006

RUSHING AVERAGE

Most Seasons Leading League (min. 100 att.)

- 2 Paul Lowe, 1960, 1965
- 1 Dickie Post, 1968
Brad Hubbard, 1967
Keith Lincoln, 1963

Highest, Career (minimum 500 att.)

- 4.90 Paul Lowe, 1960-68
- 4.71 Keith Lincoln, 1961-66, '68
- 4.43 Dickie Post, 1967-70

Highest, Season (minimum 100 att.)

- 6.45 Keith Lincoln, 1963
- 6.29 Paul Lowe, 1960
- 5.71 Paul Lowe, 1963

Highest, Game (minimum 10 att.)

- 14.7 Michael Turner, Oct. 7, 2007 at Denver
- 13.8 Keith Lincoln, Sept. 30, 1962 at Oakland
- 13.5 J.K. Dobbins, Sept. 8, 2024 vs. Las Vegas

RUSHING ATTEMPTS

Most, Career

- 2,880 LaDainian Tomlinson, 2001-09
- 1,059 Melvin Gordon, 2015-19
- 1,031 Marion Butts, 1989-93

Most, Season

- 372 LaDainian Tomlinson, 2002
- 348 LaDainian Tomlinson, 2006
- 343 Natrone Means, 1994

Most, Game

- 39 LaDainian Tomlinson, Oct. 20, 2002 at Oak.
Marion Butts, Dec. 17, 1989 at Kansas City
- 37 (3x) Last: L.Tomlinson, Nov. 21, 2004 at Oak.
- 36 LaDainian Tomlinson, Sept. 9, 2001 vs. Was.
Gary Brown, Oct. 5, 1997 at Oakland

PASSING ATTEMPTS

Most Seasons Leading League

- 2 Dan Fouts, 1980, 1981
John Hadl, 1968, 1971
- 1 Philip Rivers, 2015

Most, Career

- 7,591 Philip Rivers, 2004-19
- 5,604 Dan Fouts, 1973-87
- 3,640 John Hadl, 1962-72

Most, Season

- 699 Justin Herbert, 2022
- 672 Justin Herbert, 2021
- 661 Philip Rivers, 2015

Most, Game

- 65 Philip Rivers, Oct. 18, 2015 at Green Bay
- 64 Justin Herbert, Jan. 9, 2022 at Las Vegas (OT)
- 58 Philip Rivers, Oct. 25, 2015 vs. Oakland
Mark Herrmann, Dec. 22, 1985 at K.C.

PASS COMPLETIONS

Most Seasons Leading League

- 2 Dan Fouts, 1980, 1981
John Hadl, 1968, 1971
- 1 Philip Rivers, 2015

Most, Career

- 4,908 Philip Rivers, 2004-19
- 3,297 Dan Fouts, 1973-1987
- 1,824 John Hadl, 1962-1972

Most, Season

- 477 Justin Herbert, 2022
- 443 Justin Herbert, 2021
- 437 Philip Rivers, 2015

Most, Game

- 43 Philip Rivers, Oct. 18, 2015 at Green Bay
- 40 Justin Herbert, Sept. 24, 2023 at Minnesota
- 39 Justin Herbert, Dec. 11, 2022 vs. Miami

Most Consecutive

- 25* Philip Rivers, Nov. 25, 2018 vs. Arizona
- 22 Philip Rivers, Sept. 13, 2015 vs. Detroit –
Sept. 20, 2015 at Cincinnati
- 20 Philip Rivers, Sept. 13, 2015 vs. Detroit

COMPLETION PERCENTAGE

Most Seasons Leading League (min. 140 att.)

- 1 Philip Rivers, 2013
Mark Herrmann, 1985
Dan Fouts, 1979
Tobin Rote, 1963

Highest, Career (minimum 500 att.)

- 66.6 Justin Herbert, 2020-24
- 64.7 Philip Rivers, 2004-19
- 62.2 Drew Brees, 2001-05

Highest, Season (minimum 140 att.)

- 69.5 Philip Rivers, 2013
- 68.2 Justin Herbert, 2022
- 68.3 Philip Rivers, 2018

Highest, Game (minimum 20 att.)

- 96.6 Philip Rivers, Nov. 25, 2018 vs. Ari. (28-of-29)
- 90.0 Philip Rivers, Nov. 1, 2012 vs. K.C. (18-of-20)
- 88.0 Drew Brees, Oct. 31, 2004 vs. Oak. (22-of-25)

PASSING YARDS

Most Seasons Leading League

- 4 Dan Fouts, 1979, 1980, 1981, 1982
- 3 John Hadl, 1965, 1968, 1971
- 1 Philip Rivers, 2010

Most, Career

- 59,271 Philip Rivers, 2004-19
- 43,040 Dan Fouts, 1973-87
- 26,938 John Hadl, 1962-72

Most, Season

- 5,014 Justin Herbert, 2021
- 4,802 Dan Fouts, 1981
- 4,792 Philip Rivers, 2015

Most, Game

- 503 Philip Rivers, Oct. 18, 2015 at Green Bay
- 455 Philip Rivers, Sept. 26, 2010 at Seattle
- 444 Dan Fouts, Dec. 11, 1982 at San Francisco
Dan Fouts, Oct. 19, 1980 vs. N.Y. Giants

Most Games 300 Yards or More, Career

- 70 Philip Rivers, 2004-19
- 51 Dan Fouts, 1973-87
- 25 Justin Herbert, 2020-23

Most Games 300 Yards or More, Season

- 9 Justin Herbert, 2021
- 8 Justin Herbert, 2020
Philip Rivers, 2015, 2019
Dan Fouts, 1980
- 7 Dan Fouts, 1981, 1985

Most Consecutive Games, 300 Yards or More

- 5 Philip Rivers, 2015
- 4 Dan Fouts, 1979, 1980-81
- 3 Justin Herbert, 2020-21, 2021, 2022
Philip Rivers, 2010-11, 2016, 2017
Dan Fouts, 1980, 1985
John Hadl, 1967

Most Games 400 Yards or More, Career

- 11 Philip Rivers, 2004-19
- 6 Dan Fouts, 1973-87
- 1 Justin Herbert, 2020-23
Jim Harbaugh, 1999-2000

Longest Completion

- 99t* Stan Humphries, Sept. 18, 1994 at Seattle
- 91t Jack Kemp, Nov. 12, 1961 at Denver
- 88t Ed Luther, Dec. 3, 1984 vs. Chicago

TOUCHDOWN PASSES

Most Seasons Leading League

- 2 Dan Fouts, 1981, 1982
John Hadl, 1968, 1971
- 1 Philip Rivers, 2008

Most, Career

- 397 Philip Rivers, 2004-19
- 254 Dan Fouts, 1973-87
- 201 John Hadl, 1962-72

Most, Season

- 38 Justin Herbert, 2021
- 34 Philip Rivers, 2008
- 33 Philip Rivers, 2016
Dan Fouts, 1981

Most, Game

- 6 Dan Fouts, Nov. 22, 1981 at Oakland
- 5 (4x), Last: Drew Brees, Oct. 31, 2004 vs. Oak.
- 4 (32x), Last: J.Herbert, Nov. 12, 2023 vs. Det.

Most Consecutive Games

- 28 Philip Rivers, 2012-14
- 27 Philip Rivers, 2017-18
- 26 Justin Herbert, 2020-23

INTERCEPTIONS THROWN

Most Seasons Leading League (Most INTs)

- 2 Philip Rivers, 2014, 2016
John Hadl, 1968, 1972

Most, Career

- 242 Dan Fouts, 1973-87
- 211 John Hadl, 1962-72
- 198 Philip Rivers, 2004-19

Most, Season

- 32 John Hadl, 1968
- 26 John Hadl, 1972
- 25 John Hadl, 1971
Jack Kemp, 1960

Most, Game

- 6 Ed Luther, Oct. 31, 1983 vs. Washington
John Hadl, Dec. 8, 1968 vs. Kansas City
- 5 (9x), Last: C.Wheilihan, Dec. 13, 1998 at Sea.
- 4 (33x), Last: P.Rivers, Nov. 18, 2019 vs. K.C.

Fewest, Season (minimum 150 att.)

- 1 Easton Stick, 2023 (174 att.)
- 3 Ed Luther, 1984 (151 att.)
- 4 Doug Flutie, 2003 (167 att.)
John Friesz, 1993 (238 att.)

Most Consecutive Attempts, None Intercepted

- 233 Justin Herbert, Dec. 26, 2022-Oct. 1, 2023
- 194 Drew Brees, Oct. 17-Dec. 5, 2004
- 170 Philip Rivers, Nov. 27-Dec. 24, 2011

Lowest Percentage, Season (minimum 150 att.)

- 0.6 Easton Stick, 2023
- 1.4 Justin Herbert, 2022
- 1.5 Justin Herbert, 2023

PASSER RATING

Most Seasons Leading League (min. 300 att.)

- 1 Philip Rivers, 2008

Highest, Career (minimum 500 att.)

- 95.7 Justin Herbert, 2020-24
- 95.1 Philip Rivers, 2004-19
- 84.9 Drew Brees, 2001-05

Highest, Season (minimum 300 att.)

- 105.5 Philip Rivers, 2008, 2013, 2018
- 104.8 Drew Brees, 2004
- 104.4 Philip Rivers, 2009

Highest, Game (minimum 20 att.)

- 157.1 Dan Fouts, Sept. 7, 1981 at Cleveland
- 154.4 Philip Rivers, Dec. 8, 2019 at Jacksonville
- 153.1 Drew Brees, Oct. 31, 2004 vs. Oakland

RECEIVING YARDS

Most Seasons Leading League

- 3 Lance Alworth, 1965, 1966, 1968
- 1 Wes Chandler, 1982
John Jefferson, 1980

Most, Career

- 11,841 Antonio Gates, 2003-18
- 10,530 Keenan Allen, 2013-23
- 9,584 Lance Alworth, 1962-70

Most, Season

- 1,602 Lance Alworth, 1965
- 1,393 Keenan Allen, 2017
- 1,383 Lance Alworth, 1966

Most, Game

- 260 Wes Chandler, Dec. 20, 1982 vs. Cincinnati
- 243 Wes Chandler, Sept. 15, 1985 vs. Seattle
- 232 Lance Alworth, Oct. 20, 1963 at Kansas City

Most Games 100 Yards or More, Career

- 41 Lance Alworth, 1962-70
- 38 Keenan Allen, 2013-23
- 24 Kellen Winslow, 1979-87

Most Games 100 Yards or More, Season

- 9 Lance Alworth, 1965
- 8 Lance Alworth, 1966
- 7 Keenan Allen, 2017
John Jefferson, 1980

Most Consecutive Games, 100 Yards or More

- 5 Lance Alworth, 1966
- 4 Keenan Allen, 2017
Wes Chandler, 1982
John Jefferson, 1979-80
Charlie Joiner, 1976
Lance Alworth, 1968
Lance Alworth, 1965
- 3 Keenan Allen, 2023
Kellen Winslow, 1982
Kellen Winslow, 1980
John Jefferson, 1980
John Jefferson, 1979
Gary Garrison, 1971
Lance Alworth, 1967
Lance Alworth, 1965
Lance Alworth, 1964

Most Games 200 Yards or More, Career

- 5* Lance Alworth, 1962-70
- 2 Wes Chandler, 1981-87
- 1 Keenan Allen, 2013-23
Malcom Floyd, 2004-15

Longest Reception

- 99t* Tony Martin, Sept. 18, 1994 at Seattle
- 91t Keith Lincoln, Nov. 12, 1961 at Denver
- 88t Bobby Duckworth, Dec. 3, 1984 at Chicago

RECEIVING AVERAGE

Most Seasons Leading League (min. 35 rec.)

- 1 Mike Williams, 2019
Malcom Floyd, 2011
Wes Chandler, 1982
Gary Garrison, 1970
Lance Alworth, 1965

Average per Catch, Career (minimum 250 rec.)

- 19.4 Lance Alworth, 1962-70
- 18.6 Gary Garrison, 1966-76
- 17.5 Vincent Jackson, 2005-11

Average per Catch, Season (minimum 35 rec.)

- 23.2 Lance Alworth, 1965
- 22.9 Gary Garrison, 1970
- 21.2 Gary Garrison, 1968, 1971

Highest, Game (minimum 5 rec.)

- 36.0 Lance Alworth, Nov. 2, 1963 at New York Jets
- 33.6 Lance Alworth, Nov. 15, 1964 at Kansas City
- 32.0 Lance Alworth, Dec. 19, 1965 vs. Oakland

RECEPTIONS

Most Seasons Leading League

- 3 Lance Alworth, 1966, 1968, 1969
- 2 Kellen Winslow, 1980, 1981

Most, Career

- 955 Antonio Gates, 2003-18
- 904 Keenan Allen, 2013-23
- 586 Charlie Joiner, 1976-86

Most, Season

- 108 Keenan Allen, 2023
- 107 Austin Ekeler, 2022
- 106 Keenan Allen, 2021

Most, Game

- 18 Keenan Allen, Sept. 24, 2023 at Minnesota
- 16 Keenan Allen, Nov. 22, 2020 vs. N.Y. Jets
- 15 Austin Ekeler, Oct. 6, 2019 vs. Denver
Keenan Allen, Sept. 13, 2015 vs. Detroit
Kellen Winslow, Oct. 7, 1984 at Green Bay

Most Consecutive Games With a Catch

- 96 Lance Alworth, 1962-69
- 80 Antonio Gates, 2003-08
- 78 Charlie Joiner, 1978-84

RECEIVING TOUCHDOWNS

Most Seasons Leading League

- 3 Lance Alworth, 1964, 1965, 1966
- 2 John Jefferson, 1978, 1980
- 1 Tony Martin, 1996
Wes Chandler, 1982

Most, Career

- 116 Antonio Gates, 2003-18
- 81 Lance Alworth, 1962-70
- 59 Keenan Allen, 2013-23

Most, Season

- 14 Tony Martin, 1996
Lance Alworth, 1965
- 13 Antonio Gates, 2004
John Jefferson, 1978, 1980
Lance Alworth, 1964, 1966
- 12 Antonio Gates, 2014
Gary Garrison, 1970

Most, Game

- 5* Kellen Winslow, Nov. 22, 1981 at Oakland
- 4 Lance Alworth, Dec. 1, 1968 at Denver
- 3 (14x) Last: D.Woodhead, Dec. 20, 2015 vs. Mia.

Most Consecutive Games

- 9 Antonio Gates, 2009-10
Lance Alworth, 1963
- 7 Lance Alworth, 1967
- 6 John Jefferson, 1980
Lance Alworth, 1964

SCRIMMAGE YARDS

Most Seasons Leading League

- 2 Lance Alworth, 1965, 1968
- 1 LaDainian Tomlinson, 2003

Most, Career

- 16,445 LaDainian Tomlinson, 2001-09
11,841 Antonio Gates, 2003-18
10,643 Keenan Allen, 2013-23

Most, Season

- 2,370 LaDainian Tomlinson, 2003
2,323 LaDainian Tomlinson, 2006
2,172 LaDainian Tomlinson, 2002

Most, Game

- 271 LaDainian Tomlinson, Dec. 1, 2002 vs. Den.
261 Melvin Gordon, Nov. 6, 2016 vs. Tennessee
260 LaDainian Tomlinson, Dec. 28, 2003 vs. Oak.
Wes Chandler, Dec. 20, 1982 vs. Cincinnati

Most Games 100 Yards or More, Career

- 79 LaDainian Tomlinson, 2001-09
44 Lance Alworth, 1962-70
39 Keenan Allen, 2013-23

Most Games 100 Yards or More, Season

- 14 LaDainian Tomlinson, 2006
11 LaDainian Tomlinson, 2003
10 Ryan Mathews, 2011
LaDainian Tomlinson, 2004
LaDainian Tomlinson, 2002

Most Consecutive Games, 100 Yards or More

- 11 LaDainian Tomlinson, 2006
6 Melvin Gordon, 2018
Ryan Mathews, 2011
LaDainian Tomlinson, 2007
LaDainian Tomlinson, 2004
5 Natrone Means, 1994
Lydell Mitchell, 1978

Most Games 200 Yards or More, Career

- 12 LaDainian Tomlinson, 2001-09
5 Lance Alworth, 1962-70
2 Lionel James, 1984-88
Wes Chandler, 1981-87

INTERCEPTIONS

Most Seasons Leading League

- 1 Casey Hayward, 2016
- Eric Weddle, 2011
- Antonio Cromartie, 2007

Most, Career

- 42 Gill Byrd, 1983-92
29 Dick Harris, 1960-65
26 Rodney Harrison, 1994-2002

Most, Season

- 10 Antonio Cromartie, 2007
9 Charlie McNeil, 1961
8 (4x) Last: Ryan McNeil, 2001

Most, Game

- 3 Antonio Cromartie, Nov. 11, 2007 vs. Ind.
Dwayne Harper, Nov. 27, 1995 vs. Oakland
Pete Shaw, Nov. 2, 1980 at Cincinnati
Clarence Duren, Oct. 30, 1977 at Miami
Chris Fletcher, Nov. 30, 1975 at Denver (OT)
Joe Beauchamp, Sept. 24, 1972 vs. Denver
Leslie "Speedy" Duncan, Sept. 25, 1966 at Oak.
Bud Whitehead, Oct. 10, 1965 at Buffalo
Dick Harris, Nov. 17, 1963 at Buffalo
C.McNeil, Sept. 24, 1961 vs. Houston Oilers
C.McNeil, Dec. 18, 1960 vs. Titans of N.Y.
2 (86x) Last: Kyzir White, Oct. 17, 2021 at Bal.

Most Consecutive Games

- 5 Charlie McNeil, 1961
4 Greg Jackson, 1998
Gill Byrd, 1989
Mike Fuller, 1977
Bryant Salter, 1972
3 (18x) Last: Stephen Cooper, 2008

INTERCEPTION RETURN YARDS

Most Seasons Leading League

- 1 Vencie Glenn, 1987
- Charlie McNeil, 1961

Most, Career

- 546 Gill Byrd, 1983-92
502 Charlie McNeil, 1960-64
477 Kenny Graham, 1964-69

Most, Season

- 349 Charlie McNeil, 1961
224 Stanley Richard, 1994
166 Vencie Glenn, 1987

Most, Game

- 177* Charlie McNeil, Sept. 24, 1961 vs. Hou. Oilers
106 Woodrow Lowe, Nov. 18, 1979 vs. Pittsburgh
103 Vencie Glenn, Nov. 29, 1987 vs. Denver

Longest Return

- 103t Vencie Glenn, Nov. 29, 1987 vs. Denver
102t Donald Frank, Oct. 31, 1993 at L.A. Raiders
100t Leslie "Speedy" Duncan, Oct. 15, 1967 vs. K.C.

INTERCEPTION TOUCHDOWNS

Most Seasons Leading League

- 1 Clinton Hart, 2005
- Jeffery Dale, 1985
- John Hendy, 1985
- Gill Byrd, 1984
- Woodrow Lowe, 1979
- Fred Dean, 1977
- Leroy Jones, 1977
- Kenny Graham, 1969
- Joe Beauchamp, 1968
- Earl Faison, 1964
- Henry Schmidt, 1964
- Claude Gibson, 1962
- Dick Harris, 1961

Most, Career

- 5 Kenny Graham, 1964-69
Dick Harris, 1960-65
4 Woodrow Lowe, 1976-86
3 Eric Weddle, 2007-15
Joe Beauchamp, 1966-75

Most, Season

- 3 Dick Harris, 1961
2 (9x) Last: Demorrio Williams, 2012
1 (77x) Last: Bryce Callahan, 2022

Most, Game

- 1 (98x) Last: B.Callahan, Dec. 4, 2022 at L.V.

SACKS

Most Seasons Leading League

- 1 Shawne Merriman, 2006

Most, Career

- 105.5 Leslie O'Neal, 1986-95
69.5 Shaun Phillips, 2004-12
69.0 Joey Bosa, 2016-23

Most, Season

- 17.5 Gary Johnson, 1980
17.0 Khalil Mack, 2023
Shawne Merriman, 2006
Leslie O'Neal, 1992
Steve DeLong, 1969
15.5 Fred Dean, 1978

Most, Game (since 1982)

- 6.0 Khalil Mack, Oct. 1, 2023 vs. Las Vegas
5.0 Leslie O'Neal, Nov. 16, 1986 vs. Dallas
4.0 Antwan Barnes, Dec. 18, 2011 vs. Baltimore
Shaun Phillips, Oct. 3, 2010 vs. Arizona
Leslie O'Neal, Oct. 22, 1995 at Seattle
Leslie O'Neal, Dec. 6, 1992 at Phoenix
Leslie O'Neal, Dec. 22, 1991 vs. Denver

PUNTS

Most Seasons Leading League

- 1 Paul Maguire, 1962

Most, Career

- 771 Darren Bennett, 1995-2003
756 Mike Scifres, 2003-15
519 Dennis Pardee, 1968-75

Most, Season

- 95 Darren Bennett, 1998
92 Darren Bennett, 2000
89 Darren Bennett, 1997, 1999

Most, Game

- 11 (5x), Last: D.Bennett, Oct. 11, 1998 at Oak.
10 (10x) Last: D.Kaser, Nov. 12, 2017 at Jax.
9 (14x), Last: D.Kaser, Dec. 24, 2017 at N.Y. Jets

PUNT YARDS

Most Seasons Leading League

- 1 Paul Maguire, 1962

Most, Career

- 34,152 Mike Scifres, 2003-15
33,776 Darren Bennett, 1995-2003
21,417 Dennis Pardee, 1968-75

Most, Season

- 4,248 Darren Bennett, 2000
4,174 Darren Bennett, 1998
3,972 Darren Bennett, 1997

Most, Game

- 522 Darren Bennett, Oct. 11, 1998 at Oakland
493 Mike Scifres, Nov. 18, 2012 at Denver
492 Dennis Pardee, Nov. 10, 1974 at Kansas City

Longest Punt

- 83 JK Scott, Dec. 10, 2023 vs. Denver
82 Paul Maguire, Nov. 19, 1961 vs. Dallas Texans
73 Dennis Pardee, Oct. 17, 1971 at Denver

PUNTING AVERAGE

Most Seasons Leading League (min. 50 punts)

- 1 Darren Bennett, 2000

Highest, Career (minimum 100 punts)

- 47.4 Drew Kaser, 2016-18
46.5 Ty Long, 2019-21
45.2 Mike Scifres, 2003-15

Highest, Season (minimum 50 punts)

- 48.3 Mike Scifres, 2012
48.1 Drew Kaser, 2017
46.8 Ty Long, 2020

Highest, Game (minimum 4 punts)

- 59.5 Mike Scifres, Oct. 17, 2010 at St. Louis
Darren Bennett, Oct. 1, 1995 at Pittsburgh
57.4 JK Scott, Dec. 10, 2023 vs. Denver
57.0 Drew Kaser, Oct. 30, 2016 at Denver
Mike Scifres, Oct. 19, 2014 vs. Kansas City
Darren Bennett, Sept. 17, 2000 at Kansas City

PUNT RETURN YARDS

Most Seasons Leading League

- 1 Leslie "Speedy" Duncan, 1965

Most, Career

- 2,388 Mike Fuller, 1975-80
1,651 Leslie "Speedy" Duncan, 1964-70
1,407 Darrien Gordon, 1993-96

Most, Season

- 537 Darrien Gordon, 1996
489 Eric Metcalf, 1997
475 Darrien Gordon, 1994

Most, Game

- 168 Eric Metcalf, Nov. 2, 1997 at Cincinnati
136 Mike Fuller, Nov. 21, 1976 at Buffalo
133 Andre Coleman, Sept. 17, 1995 at Philadelphia

Longest Return

- 95t Leslie "Speedy" Duncan, Nov. 24, 1968 vs. NYJ
90t Darrien Gordon, Sept. 25, 1994 at L.A. Raiders
88t Andre Coleman, Sept. 17, 1995 at Philadelphia
Mike Fuller, Oct. 9, 1977 at New Orleans

PUNT RETURN AVERAGE

Most Seasons Leading League (min. 20 ret.)

- 1 Derius Davis, 2023
- Ron Smith, 1973
- Leslie "Speedy" Duncan, 1965

Highest, Career (minimum 50 ret.)

- 13.7 Darrien Gordon, 1993-96
- 12.0 Leslie "Speedy" Duncan, 1964-70
- 11.3 Mike Fuller, 1975-80

Highest, Season (minimum 20 ret.)

- 16.0 Derius Davis, 2023
- 15.5 Leslie "Speedy" Duncan, 1965
- 14.9 Darrien Gordon, 1996

PUNT RETURN TOUCHDOWNS

Most Seasons Leading League

- 2 Leslie "Speedy" Duncan, 1965, 1966
- 1 Derius Davis, 2023
- Desmond King, 2018
- Eric Metcalf, 1997
- Andre Coleman, 1995
- Darrien Gordon, 1994
- Nate Lewis, 1990
- Kitrick Taylor, 1990
- Ron Smith, 1973

Most, Career

- 4 Leslie "Speedy" Duncan, 1964-70
- 3 Eric Metcalf, 1997
- Darrien Gordon, 1993-96
- 2 (5x) Last: Desmond King, 2017-19

Most, Season

- 3 Eric Metcalf, 1997
- 2 (3x) Last: Darrien Gordon, 1994
- 1 (20x) Last: Derius Davis, 2023

Most, Game

- 2* Eric Metcalf, Nov. 2, 1997 at Cincinnati
- 1 (26x) Last: Derius Davis, Nov. 6, 2023 at NYJ

PUNT RETURNS

Most, Career

- 212 Mike Fuller, 1975-80
- 138 Leslie "Speedy" Duncan, 1964-70
- 124 Lionel James, 1984-88

Most, Season

- 46 Mike Fuller, 1979
- 45 Eric Metcalf, 1997
- 39 Mike Fuller, 1978

Most, Game

- 8 (4x) Last: Leon Johnson, Dec. 7, 2003 at Det.
- 7 (4x) Last: M.Fuller, Dec. 17, 1978 at Hou. Oilers
- 6 (9x) Last: J.Herndon, Dec. 20, 2015 vs. Mia.

Most Fair Catches, Season

- 29 Derius Davis, 2023
- 25 Travis Benjamin, 2017
- 24 Kenny Graham, 1969

Most Fair Catches, Game

- 6 Derius Davis, Dec. 10, 2023 vs. Denver
- Phil McConkey, Dec. 17, 1989 at Kansas City
- 5 Travis Benjamin, Oct. 22, 2017 vs. Denver
- Jeff Graham, Sept. 3, 2000 at Oakland
- Kenny Graham, Oct. 4, 1969 vs. Cincinnati

KICKOFF RETURN YARDS

Most Seasons Leading League

- 1 Ronney Jenkins, 2001
- Lionel James, 1984
- James Brooks, 1982

Most, Career

- 6,469 Darren Sproles, 2005-10
- 3,997 Ronney Jenkins, 2000-02
- 3,914 Andre Coleman, 1994-96

Most, Season

- 1,541 Ronney Jenkins, 2001
- 1,531 Ronney Jenkins, 2000
- 1,528 Darren Sproles, 2005

Most, Game

- 250 Ronney Jenkins, Nov. 18, 2001 at Oakland
- 221 Ronney Jenkins, Sept. 10, 2000 vs. N.O.
- 215 Richard Goodman, Jan. 1, 2012 at Oakland

Longest Return

- 105t Richard Goodman, Jan. 1, 2012 at Oakland
- 103t Darren Sproles, Sept. 14, 2008 at Denver
- Keith Lincoln, Sept. 16, 1962 vs. Titans of N.Y.
- 101t Andre Roberts, Jan. 2, 2022 vs. Denver

KICKOFF RETURN AVERAGE

Most Seasons Leading League (min. 10 ret.)

- 1 Jimmy Warren, 1964

Highest, Career (minimum 75 ret.)

- 25.3 Leslie "Speedy" Duncan, 1964-70
- 25.1 Darren Sproles, 2005-10
- 24.2 Ronney Jenkins, 2000-02

Highest, Season (minimum 10 ret.)

- 32.8 Andre Roberts, 2021
- 29.7 Antonio Cromartie, 2006
- 28.9 Nasir Adderley, 2020

KICKOFF RETURN TOUCHDOWNS

Most Seasons Leading League

- 2 Anthony Miller, 1988, 1989
- 1 Richard Goodman, 2011
- Ronney Jenkins, 2001
- Andre Coleman, 1995
- Nate Lewis, 1991
- Jamie Holland, 1988
- Keith Lincoln, 1962

Most, Career

- 4 Andre Coleman, 1994-96
- 3 Ronney Jenkins, 2000-02
- 2 Darren Sproles, 2005-10
- Anthony Miller, 1988-93

Most, Season

- 2 Ronney Jenkins, 2001
- Andre Coleman, 1995
- Andre Coleman, 1994
- 1 (14x) Last: Andre Roberts, 2021

Most, Game

- 1 (20x) Last: A.Roberts, Jan. 2, 2022 vs. Den.

KICKOFF RETURNS

Most Seasons Leading League

- 1 Lionel James, 1984
- James Brooks, 1982

Most, Career

- 258 Darren Sproles, 2005-10
- 166 Andre Coleman, 1994-96
- 165 Ronney Jenkins, 2000-02

Most, Season

- 67 Ronney Jenkins, 2000
- 63 Darren Sproles, 2005
- 62 Andre Coleman, 1995

Most, Game

- 8 (5x) Last: Darren Sproles, Oct. 26, 2008 at N.O. in London
- 7 (13x) Last: D.Sproles, Oct. 19, 2009 vs. Den.
- 6 (36x) Last: R.Goodman, Jan. 1, 2012 at Oak.

COMBINED KICK & PUNT RETURN YARDS

Most Seasons Leading League

- 1 James Brooks, 1982
- Leslie "Speedy" Duncan, 1965

Most, Career

- 7,404 Darren Sproles, 2005-10
- 5,037 Leslie "Speedy" Duncan, 1964-70
- 4,240 Andre Coleman, 1994-96

Most, Season

- 1,737 Andre Coleman, 1995
- 1,636 Darren Sproles, 2005
- 1,625 Darren Sproles, 2008

COMBINED KICK & PUNT RETURNS

Most Seasons Leading League

- 1 Leslie "Speedy" Duncan, 1965

Most, Career

- 372 Darren Sproles, 2005-10
- 289 Mike Fuller, 1975-80
- 272 Leslie "Speedy" Duncan, 1964-70

Most, Season

- 90 Andre Coleman, 1995
- 81 Darren Sproles, 2005
- 80 Darren Sproles, 2009

SERVICE

Most Seasons

- 17 David Binn, 1994-2010
- 16 Philip Rivers, 2004-19
- Antonio Gates, 2003-18
- 15 Dan Fouts, 1973-87
- Russ Washington, 1968-82
- 14 Don Macek, 1976-89
- Doug Wilkerson, 1971-84

Most Games

- 256 David Binn, 1994-10
- 236 Antonio Gates, 2003-18
- 228 Philip Rivers, 2004-19
- 200 Junior Seau, 1990-2002
- Russ Washington, 1968-82

Most Consecutive Games

- 225 Philip Rivers, 2005-19
- 179 David Binn, 1994-10
- 178 Russ Washington, 1968-80

Most Consecutive Starts

- 224 Philip Rivers, 2006-19
- 148 Russ Washington, 1970-80
- 140 Walt Sweeney, 1964-73

TEAM RECORDS

*NFL Record | †strike-shortened 1982 season

GAMES WON

Most, Season

- 14 2006
- 13 2009
- 12 1961, 1979, 2004, 2018

Fewest, Season

- 1 2000
- 2 1973, 1975
- 4 1962, 1972, 1986, 1991, 1997, 2003, 2015

Most Consecutive

- 15 Nov. 27, 1960–Dec. 3, 1961
- 11 (3x) Last: Oct. 25, 2009–Jan. 3, 2010
- 8 (7x) Last: Oct. 25, 2004–Dec. 13, 2004

Most Consecutive at Home

- 10 Nov. 5, 1978–Nov. 25, 1979
- 9 (3x) Last: Sept. 17, 2006–Sept. 9, 2007
- 8 (4x) Last: Sept. 17, 2006–Dec. 31, 2006

Most Consecutive on Road

- 11 Oct. 2, 1960–Nov. 12, 1961
- 6 (4x) Last: Oct. 14, 2018 –Dec. 30, 2018
- 5 (5x) Last: Oct. 14, 2018 –Dec. 13, 2018

Most Consecutive at Start of Season

- 11 1961
- 6 1994
- 4 1966, 1980, 2002

GAMES LOST

Most, Season

- 15 2000
- 12 1975, 1986, 1991, 1997, 2003, 2015, 2023
- 11 1973, 1998, 2001, 2016, 2019

Fewest, Season

- 2 1961, 1965, 2006
- 3 2009, 1963, 1982†
- 4 1960, 1979, 2004, 2018

Most Consecutive

- 11 (2x) Last: Sept. 3, 2000–Nov. 19, 2000
- 9 (5x) Last: Dec. 4, 2016–Oct. 1, 2017
- 8 (9x) Last: Dec. 4, 2016–Sept. 24, 2017

Most Consecutive at Home

- 7 Nov. 13, 2016–Oct. 1, 2017
- 6 (2x) Last: Nov. 13, 2016–Sept. 24, 2017
- 5 (11x) Last: Nov. 12, 2023–Jan. 7, 2024

Most Consecutive on Road

- 11 Oct. 6, 1985–Oct. 26, 1986
- 8 (4x) Last: Sept. 3, 2000–Dec. 17, 2000
- 7 (7x) Last: Nov. 10, 2002–Oct. 5, 2003

Most Consecutive on Road w/o Victory (Ties incl.)

- 14 Nov. 22, 1970–Nov. 19, 1972

POINTS

Most Seasons Leading League

- 6 1963, 1965, 1981, 1982, 1985, 2006

Most, Season

- 492 2006
- 478 1981
- 474 2021

Most, Game

- 58 Dec. 22, 1963 vs. Denver
- 55 Nov. 22, 1981 at Oakland
- Oct. 20, 1968 vs. Denver
- 54 Nov. 19, 2017 vs. Buffalo

Most Game, Both Teams

- 98 Dec. 8, 1985 vs. Pittsburgh
- 93 Dec. 18, 1960 vs. Titans of New York
- 90 Nov. 12, 2006 at Cincinnati

Most, Half

- 42 Nov. 12, 2006 at Cincinnati (2nd half)
- 41 Nov. 5, 1961 vs. Titans of N.Y. (2nd half)
- 37 Nov. 19, 2017 vs. Buffalo (1st half)

Most, Quarter

- 28 Nov. 25, 2018 vs. Arizona (2nd quarter)
- Nov. 15, 1964 at K.C. (2nd quarter)
- Nov. 5, 1961 vs. Titans of N.Y. (3rd quarter)
- Sept. 24, 1961 vs. Houston Oilers (2nd quarter)

Most, Quarter, Both Teams

- 41 Nov. 21, 2021 vs. Pittsburgh (4th quarter)
- Oct. 10, 2021 vs. Cleveland (4th quarter)
- 38 Dec. 26, 2021 at Houston (4th quarter)
- Sept. 14, 2008 at Denver (2nd quarter)
- Oct. 19, 1986 at Kansas City (2nd quarter)
- Oct. 6, 1963 at Denver (2nd quarter)
- Oct. 7, 1961 at Boston (2nd quarter)

Fewest, Season

- 188 1973
- 189 1975
- 212 1974

Fewest, Game

- 0 (29x) Last: Dec. 6, 2020 vs. New England

Most Consecutive Games Not Shutout

- 240 Nov. 7, 1999–Nov. 2, 2014
- 114 Oct. 4, 1992–Oct. 24, 1999
- 105 Sept. 7, 1962–Oct. 26, 1969
- 98 Nov. 16, 2014–Nov. 29, 2020

TOUCHDOWNS

Most Seasons Leading League

- 6 1963, 1979, 1981, 1982, 1985, 2006

Most, Season

- 61 1981
- 60 1985
- 59 2006

Most, Game

- 8 Dec. 8, 1985 vs. Pittsburgh
- Nov. 22, 1981 at Oakland
- 7 (9x) Last: Oct. 10, 2021 vs. Cleveland
- 6 (37x) Last: Dec. 8, 2019 at Jacksonville

Fewest, Season

- 22 1973, 1975
- 23 1998
- 25 1977, 1999

POINTS AFTER TOUCHDOWN

Most Seasons Leading League

- 5 1965, 1981, 1982, 1985, 2006

Most, Season

- 58 2006
- 55 1981
- 54 2004

Most, Game

- 7 (7x) Last: Dec. 28, 2008 vs. Denver
- 6 (30x) Last: Dec. 8, 2019 at Jacksonville
- 5 (54x) Last: Nov. 12, 2023 vs. Detroit

Fewest, Season

- 19 1973, 1998
- 20 1975
- 21 1977

TWO-POINT CONVERSIONS

Most Seasons Leading League

- 4 2008, 2010, 2018, 2021

Most, Season

- 7 2021
- 6 2018
- 3 1994

Most, Game (since 1994)

- 2 Dec. 2, 2018 at Pittsburgh
- Sept. 9, 2018 vs. Kansas City
- Oct. 25, 2015 vs. Oakland
- 1 (39x) Last: Sept. 17, 2023 at Tennessee

Most Attempts, Season

- 11 2021
- 8 2018
- 7 1994

Most Attempts, Game (since 1994)

- 3 Dec. 26, 2021 at Houston
- Sept. 9, 2018 vs. Kansas City
- Sept. 4, 1994 at Denver
- 2 (6x) Last: Oct. 10, 2021 vs. Cleveland
- 1 (51x) Last: Sept. 8, 2024 vs. Las Vegas

FIELD GOALS

Most Seasons Leading League

- 2 1994, 2009

Most, Season

- 34 1994, 2013
- 32 2009
- 31 1993, 1999, 2022, 2023

Most, Game

- 6 (3x) Last: Oct. 5, 1997 at Oakland
- 5 (12x) Last: Dec. 23, 2023 vs. Buffalo
- 4 (39x) Last: Jan. 7, 2024 vs. Kansas City

Most Attempts, Season

- 43 2001
- 40 1993
- 38 1994

Most Attempts, Game

- 7 Oct. 8, 1966 at N.Y. Jets
- 6 (6x) Last: Nov. 19, 2017 vs. Buffalo
- 5 (28x) Last: Dec. 23, 2023 vs. Buffalo

Most, Game, Both Teams

- 9 Sept. 29, 1996 vs. Kansas City
- 8 Nov. 3, 1996 at Indianapolis
- Nov. 9, 1975 vs. New England
- 7 (17x) Last: Oct. 17, 2022 vs. Denver (OT)

Most Attempts, Game, Both Teams

- 10 (4x) Last: Dec. 12, 1999 vs. Seattle
- 9 (3x) Last: Dec. 1, 2002 vs. Denver
- 8 (24x) Last: Dec. 31, 2023 at Denver

Fewest Made, Season

- 6 1974
- 10 1976
- 12 1964, 1970, 1973, 1975

Fewest Attempts, Season

- 16 1974
- 19 1970
- 20 1962, 1976, 1988, 2003

FIRST DOWNS

Most Seasons Leading League (Total)

7 1965, 1969, 1980, 1981, 1982, 1983, 1985

Most, Season

401 2021
380 1985
379 1981

Most, Game

35 Oct. 19, 1986 at Kansas City
34 Nov. 18, 1984 vs. Miami (OT)
Dec. 20, 1982 vs. Cincinnati
33 Nov. 21, 2021 vs. Pittsburgh
Sept. 9, 2018 vs. Kansas City
Sept. 15, 2013 at Philadelphia
Oct. 31, 2004 vs. Oakland

Most, Game, Both Teams

62 Sept. 15, 1985 vs. Seattle
60 Sept. 10, 2023 vs. Miami
58 Dec. 29, 2002 vs. Seattle (OT)
Sept. 22, 1985 at Cincinnati
Nov. 18, 1984 vs. Miami (OT)

Fewest, Season

198 1973, 1975
208 1961
217 1962

Fewest, Game

3 Nov. 30, 1975 at Denver (OT)
5 Nov. 16, 2003 at Denver
Oct. 5, 1970 vs. Oakland
6 Dec. 24, 2000 vs. Pittsburgh
Nov. 22, 1987 at Seattle

Most Seasons Leading League (Rushing)

3 1963, 1965, 2006

Most by Rushing, Season

137 2006
131 2004
127 1965, 1981

Most by Rushing, Game

19 Nov. 27, 1960 vs. Oakland
18 Oct. 3, 1965 vs. Houston Oilers
17 (4x) Last: Sept. 10, 2023 vs. Miami

Fewest by Rushing, Game

0 Dec. 5, 2010 vs. Oakland
Nov. 14, 1999 at Oakland
1 (18x) Last: Oct. 29, 2023 vs. Chicago
2 (54x) Last: Oct. 16, 2023 vs. Dallas

Most Seasons Leading League (Passing)

7 1968, 1971, 1980, 1981, 1982, 1983, 1985

Most by Passing, Season

259 1985
256 2021
244 1980

Most by Passing, Game

27 Sept. 15, 1985 vs. Seattle
26 Oct. 18, 2015 at Green Bay
23 Dec. 20, 1982 vs. Cincinnati
Oct. 19, 1980 vs. N.Y. Giants

Fewest by Passing, Season

89 1975
93 1973
110 1961

Fewest by Passing, Game

0 Sept. 20, 1998 at Kansas City
1 Nov. 30, 1975 at Denver (OT)
2 (3x) Last: Nov. 16, 2003 at Denver

Most Seasons Leading League (Penalty)

2 1960, 1970

Most by Penalty, Season

39 2013, 2019
37 2004, 2014
36 2016, 2020

Most by Penalty, Game

7 Oct. 17, 2022 vs. Denver (OT)
Nov. 13, 2016 vs. Tennessee
Nov. 15, 1998 vs. Baltimore
Nov. 30, 1997 vs. Denver
6 (5x) Last: Nov. 30, 2014 at Baltimore
5 (23x) Last: Nov. 21, 2021 vs. Pittsburgh

Fewest by Penalty, Season

11 1975
12 1964
13 1968

NET YARDS GAINED

Most Seasons Leading League

8 1963, 1965, 1980, 1981, 1982, 1983, 1985, 2010

Most, Season

6,744 1981
6,634 2021
6,535 1985

Most, Game

661 Dec. 20, 1982 vs. Cincinnati
593 Nov. 10, 1985 vs. L.A. Raiders
581 Oct. 20, 1968 vs. Denver

Most, Game, Both Teams

1,102 Dec. 20, 1982 vs. Cincinnati
1,057 Oct. 20, 1968 vs. Denver
1,050 Sept. 15, 2013 at Philadelphia

Fewest, Season

3,411 1975
3,622 1973
3,953 1970

Fewest, Game

70 Nov. 2, 1969 at Denver
93 Oct. 5, 1975 vs. Oakland
96 Nov. 16, 2003 at Denver

Most Total Offensive Plays, Season

1,154 1984, 2022
1,135 1980
1,129 1981

Fewest Total Offensive Plays, Season

617 1982[†]
753 1963
759 1964

RUSHING

Most Seasons Leading League (Attempts)

1 1965

Most Attempts, Season

590 1978
525 2004
522 2006

Most Attempts, Game

58 Nov. 20, 1977 vs. Oakland
53 Dec. 16, 2007 vs. Detroit
Sept. 10, 1978 vs. Oakland
Dec. 3, 1972 vs. Oakland
52 Nov. 27, 1960 vs. Oakland

Fewest Attempts, Season

267 1982[†]
351 2000
361 1966

Most Seasons Leading League (Yards)

2 1963, 1965

Most Yards, Season

2,578 2006
2,257 1990
2,248 1991

Most Yards, Game

289 Dec. 28, 2008 vs. Denver
287 Oct. 13, 1963 vs. N.Y. Jets
274 Dec. 16, 2007 vs. Detroit

Fewest Yards, Game

2 Dec. 17, 1961 vs. Boston
3 Nov. 19, 1961 vs. Dallas Texans
11 Nov. 20, 1960 vs. Buffalo

Most Seasons Leading League (Touchdowns)

4 1961, 1981, 1982, 2006

Most Touchdowns, Season

32 2006
26 1981
25 1979

Fewest Touchdowns, Season

4 2012, 2015
5 1997
6 2014

Most Touchdowns, Game

5 (4x) Last: Dec. 28, 2008 vs. Denver
4 (22x) Last: Dec. 25, 2009 at Tennessee
3 (49x) Last: Sept. 10, 2023 vs. Miami

RUSHING AVERAGE

Most Seasons Leading League

6 1960, 1963, 1965, 1969, 1991, 2003

Most, Season

5.6 2024
1963
5.1 2003
4.9 2006

Highest, Game

8.52 Dec. 24, 1967 vs. N.Y. Jets
8.44 Dec. 22, 1963 vs. Denver
8.26 Nov. 5, 2006 vs. Cleveland

PASSING

Most Seasons Leading League (Attempts)

3 1968, 1984, 1985

Most Attempts, Season

711 2022

674 2021

667 2015

Most Attempts, Game

65 Oct. 18, 2015 at Green Bay

Oct. 19, 1986 at Kansas City

64 Jan. 9, 2022 at Las Vegas (OT)

58 Oct. 25, 2015 vs. Oakland

Dec. 22, 1985 at Kansas City

Fewest Attempts, Season

337 1975

338 1982[†]

349 1974

Fewest Attempts, Game

6 Dec. 19, 2004 at Cleveland

10 Dec. 18, 1988 vs. Kansas City

11 (2x) Last: Oct. 28, 2007 vs. Houston

Most Seasons Leading League (Completions)

3 1983, 1984, 1985

Most Completions, Season

485 2022

443 2021

442 2015

Most Completions, Game

43 Oct. 18, 2015 at Green Bay

41 Sept. 24, 2023 at Minnesota

39 Dec. 11, 2022 vs. Miami

Fewest Completions, Game

1 at Kansas City Sept. 20, 1998

3 vs. Oakland Oct. 5, 1975

4 at Cleveland Dec. 19, 2004

vs. Kansas City Nov. 2, 1986

Most Seasons Leading League (Net Yards)

11 1965, 1968, 1971, 1978, 1979, 1980, 1981, 1982,
1983, 1985, 2017

Most Net Yards Gained, Season

4,870 1985

4,800 2021

4,739 1981

Most Net Yards Gained, Game

494 Sept. 15, 1985 vs. Seattle

488 Oct. 18, 2015 at Green Bay

486 Dec. 20, 1982 vs. Cincinnati

Fewest Net Yards Gained, Season

1,610 1975

1,808 1973

2,244 1977

Fewest Net Yards Gained, Game

-22 Oct. 5, 1975 vs. Oakland

-19 Sept. 20, 1998 at Kansas City

7 Sept. 16, 1973 at Washington

Most Seasons Leading League (Touchdowns)

5 1971, 1981, 1982, 1985, 2008

Most Touchdowns, Season

38 2021

37 1985

34 1981, 2008

Fewest Touchdowns, Season

7 1975

9 1973

11 1977, 1988, 1998

Most Touchdowns, Game

7* Nov. 22, 1981 at Oakland

5 (9x) Last: Oct. 31, 2004 vs. Oakland

4 (35x) Last: Nov. 12, 2023 vs. Detroit

Most Seasons Leading League (Fewest INTs)

2 1966, 2004

Most Had Intercepted, Season

34 1962, 1998

33 1968, 1983, 1986

30 1964, 1973, 1978, 1985, 2000

Most Had Intercepted, Game

7 Dec. 13, 1998 at Seattle

Dec. 8, 1968 vs. Kansas City

6 (6x) Last: Oct. 24, 1999 vs. Green Bay

5 (14x) Last: Dec. 27, 1987 at Denver

Fewest Had Intercepted, Season

8 2004, 2023

9 2006

10 2009, 2020, 2022

SACKED ATTEMPTING TO PASS

Most Seasons Leading League (Least Sacked)

5 1963, 1964, 1967, 1968, 2017

Most Times, Season

57 1970

53 2000

51 1997

Fewest Times, Season

11 1967

12 1982[†]

18 1968, 2017

Most Times Sacked Opponent, Season

62 1986

61 2006

60 1980

Most Times Sacked Opponent, Game

11 Dec. 23, 2012 at N.Y. Jets

Nov. 16, 1986 vs. Dallas

10 Sept. 24, 1978 vs. Green Bay

9 (5x) Last: Dec. 24, 2016 at Cleveland

INTERCEPTIONS

Most Seasons Leading League (Interceptions)

3 1961, 2007, 2016

Most, Season

49* 1961

31 1969

30 1964, 2007

Most, Game

6 (6x) Last: vs. Indianapolis Nov. 11, 2007

5 (9x) Last: vs. Buffalo Nov. 19, 2017

4 (30x) Last: at Indianapolis Nov. 28, 2010

Most, Game, Both Teams

10 Dec. 13, 1998 at Seattle

9 Sept. 21, 1980 at Denver

Nov. 1, 1964 at Oakland

8 (11x) Last: Nov. 11, 2007 vs. Indianapolis

Fewest, Season

7 2014

9 1970, 2023

10 2005

Most Consecutive Games

46* 1960-63

Most Seasons Leading League (Return Yards)

2 1961, 1964

Most Yards Returned, Season

929* 1961

562 1979

499 1984

Most Yards Returned, Game

194 Sept. 24, 1961 vs. Houston Oilers

174 Oct. 29, 1961 vs. Denver

171 Nov. 18, 1979 vs. Pittsburgh

Fewest Yards Returned, Season

31 2023

65 2014

90 1970

Most Seasons Leading League (Return TDs)

1 1961

Most Touchdowns by Returns, Season

9* 1961

5 2012

4 1984, 2000

Most Touchdowns by Returns, Game

2 Nov. 28, 2010 at Indianapolis

Oct. 29, 1961 vs. Denver

1 (93x) Last: Dec. 4, 2022 at Las Vegas

PUNTS

Most, Season

95 1998
92 2000
90 1997

Most, Game

11 (5x) Last: Oct. 11, 1998 at Oakland
10 (11x) Last: Nov. 12, 2017 at Jacksonville
9 (12x) Last: Dec. 24, 2017 at N.Y. Jets

Fewest, Season

23 1982[†]
45 1972
47 2011

Fewest, Game

0 (8x) Last: Sept. 19, 2021 vs. Dallas
1 (38x) Last: Oct. 9, 2022 at Cleveland
2 (84x) Last: Nov. 12, 2023 vs. Detroit

Fewest, Game, Both Teams

1 (3x) Last: Sept. 19, 2021 vs. Dallas
2 (9x) Last: Dec. 16, 2021 vs. Kansas City
3 (18x) Last: Nov. 12, 2023 vs. Detroit

PUNT YARDS

Most Seasons Leading League (Yards)

1 1962

Most, Season

4,248 2000
4,174 1998
3,972 1997

Most, Game

522 Oct. 11, 1998 at Oakland
493 Nov. 18, 2012 at Denver
492 Nov. 10, 1974 at Kansas City

Fewest, Season

868 1982[†]
1,813 1972
2,123 2021

Most Seasons Leading League (Average)

4 1960, 1969, 1987, 2000

Highest Average, Season

48.1 2017
47.5 2011
47.0 2019

Lowest Average, Season

36.3 1978
36.5 1979
36.8 1975

PUNT RETURNS

Most Seasons Leading League (Returns)

1 1965

Most, Season

57 1978
52 1979
49 2003

Most, Game

8 (4x) Last: Dec. 7, 2003 at Detroit
7 (7x) Last: Dec. 7, 1978 at Houston
6 (13x) Last: Dec. 20, 2015 vs. Miami

Fewest, Season

12 1982[†]
18 2021
20 2015

Most Seasons Leading League (Fair Catches)

3 1968, 1969, 1991

Most Fair Catches, Season

32 1969
29 2023
26 2015, 2017

Most Fair Catches, Game

6 Dec. 10, 2023 vs. Denver
Dec. 17, 1989 at Kansas City
Dec. 4, 1978 vs. Chicago
5 (3x) Last: Sept. 3, 2000 at Oakland
4 (14x) Last: Jan. 7, 2024 vs. Kansas City

Fewest Fair Catches, Season

0 1960, 1961, 1962, 1963, 1964, 1965, 1975
1 1976
3 1977

PUNT RETURN YARDS

Most Seasons Leading League (Return Yards)

1 1965

Most, Season

590 1978
559 1996
542 1998

Most, Game

168 Nov. 2, 1997 at Cincinnati
151 Sept. 20, 1965 vs. Kansas City
139 Nov. 5, 1961 vs. Titans of N.Y.

Fewest, Season

84 2015
100 2020
107 2021

Most Seasons Leading League (Average)

3 1965, 1966, 1973

Highest Average, Season

16.0 2023
15.5 1961
14.7 1996

Lowest Average, Season

4.2 2015
5.4 2019
5.6 1970, 2020

PUNT RETURN TOUCHDOWNS

Most Seasons Leading League

8 1965, 1973, 1990, 1994, 1995, 1997, 2018,
2023

Most, Season

3 1997
2 1965, 1973, 1990, 1994
1 (17x) Last: 2023

Most, Game

2[†] Nov. 2, 1997 at Cincinnati
1 (26x) Last: Nov. 6, 2023 at N.Y. Jets

KICKOFF RETURNS

Most Seasons Leading League

2 1982, 2003

Most, Season

84 2003
83 2000
75 1997

Most, Game

9 (7x) Last: Nov. 3, 2002 vs. N.Y. Jets
8 (15x) Last: Oct. 26, 2008 at N.O. in London
7 (51x) Last: Sept. 26, 2010 at Seattle

Most, Game, Both Teams

17 Dec. 8, 1985 vs. Pittsburgh
16 Dec. 18, 1960 vs. Titans of New York
15 (3x) Last: Oct. 2, 1983 at N.Y. Giants

KICKOFF RETURN YARDS

Most Seasons Leading League (Return Yards)

1 1962

Most, Season

1,804 2003
1,792 2000
1,716 2001

Most, Game

269 Nov. 18, 2001 at Oakland
242 Oct. 21, 1973 vs. Atlanta
232 Dec. 13, 1964 vs. Kansas City

Fewest, Season

390 2023
474 2017
508 2016

Most Seasons Leading League (Average)

3 1988, 1990, 2001

Highest Average, Season

26.0 2001
25.6 2011
25.5 2007

Lowest Average, Season

16.5 1961
17.5 1986
18.0 1992

KICKOFF RETURN TOUCHDOWNS

Most Seasons Leading League

6 1988, 1989, 1991, 1995, 2001, 2011

Most, Season

2 1988, 1994, 1995, 2001
1 1962, 1985, 1989, 1991, 1997, 2000, 2004,
2007, 2008, 2011, 2012, 2021

Most, Game

1 (20x) Last: Jan. 2, 2022 vs. Denver

PENALTIES

Most Seasons Leading League (Penalties)

4 1962, 1964, 1965, 1981

Most, Season

137 1998
129 1997
128 1981

Most, Game

19 Nov. 16, 1997 at Kansas City
16 Nov. 15, 1998 vs. Baltimore
15 Nov. 3, 1997 at Indianapolis

Fewest, Season

63 1969
64 1982[†]
68 1966

Fewest, Game

0 (5x) Last: Oct. 9, 2011 at Denver
1 (31x) Last: Jan. 7, 2024 vs. Kansas City
2 (41x) Last: Dec. 10, 2023 vs. Denver

Most Seasons Leading League (Penalty Yards)

3 1960, 1961, 1966

Most Yards, Season

1,229 1998
1,101 1997
1,039 1988

Most Yards, Game

148 Oct. 13, 1963 vs. N.Y. Jets
146 Nov. 15, 1998 vs. Baltimore
Nov. 16, 1997 at Kansas City
138 Nov. 16, 1981 at Seattle

FUMBLES

Most Seasons Leading League (Fewest Fumbles)

4 1963, 1966, 1993, 2021

Most, Season

44 1985
42 1983
40 1972, 1973, 1980

Most, Game

9 Sept. 24, 1978 vs. Green Bay
7 Sept. 30, 1973 vs. Cincinnati
6 (5x) Last: Dec. 13, 1987 vs. Pittsburgh

Most by Opponent, Game

9 Nov. 15, 1964 at Kansas City
7 (3x) Last: Sept. 9, 2001 vs. Washington
6 (6x) Last: Dec. 9, 1995 vs. Arizona

Most, Game, Both Teams

11 (3x) Last: Oct. 13, 1985 vs. Kansas City
10 (5x) Last: Nov. 25, 1990 vs. Seattle
9 (7x) Last: Sept. 9, 2001 vs. Washington

Fewest, Season

10 2021
13 1993
14 2009, 2013

Most Seasons Leading League (Fewest Lost Fum.)

5 1963, 1966, 1970, 1979, 1993

Most Lost, Season

22 1980, 1981, 1983
21 1973, 1978
20 1972, 1987, 2000

Most Lost, Game

6 Sept. 24, 1978 vs. Green Bay
4 (11x) Last: Dec. 14, 2023 at Las Vegas
3 (41x) Last: Nov. 26, 2023 vs. Baltimore

Most Own Recovered, Season

25 1985
21 1979
20 1972, 1973, 1975, 1983

Most Own Recovered, Game

5 (5x) Last: Dec. 26, 1999 vs. Oakland
4 (7x) Last: Sept. 14, 2014 vs. Seattle
3 (43x) Last: Nov. 6, 2023 at N.Y. Jets

Fewest Own Recovered, Season

3 2021
4 1963, 2013
7 1989, 2009

Most Opponents Recovered, Season

22 1986
18 1973, 1979, 1980, 1981, 2007
17 1960, 1961, 1963, 1983, 1984

Fewest Opponents Recovered, Season

3 2019
4 2011
5 1963

POINTS ALLOWED

Most Seasons Leading League (Fewest Points)

2 1961, 1963

Most, Season

462 1983
459 2021
441 2003

Most, Game

63 Dec. 14, 2023 at Las Vegas
57 Oct. 1, 2000 at St. Louis
52 Nov. 25, 1984 at Pittsburgh

Most, Quarter

31 Dec. 8, 1963 at Oakland (4th quarter)
30 Nov. 20, 1983 at St. Louis Cardinals (2nd quarter)
28 (5x) Last: Nov. 28, 1999 at Min. (2nd quarter)

Fewest, Season

205 1977
219 1961
221 1982[†]

Fewest, Game

0 (19x) Last: Dec. 3, 2023 at New England
3 (18x) Last: Sept. 15, 2024 at Carolina
6 (20x) Last: Nov. 6, 2023 at N.Y. Jets

FIRST DOWNS ALLOWED

Most Seasons Leading League (Fewest Total)

1 2010

Most, Season

383 2021
365 1981
364 1985

Most, Game

34 Sept. 14, 2008 at Denver
Dec. 29, 2002 vs. Seattle
Nov. 19, 2000 at Denver

33 Sept. 26, 2021 at Kansas City
Sept. 23, 2018 at L.A. Rams
Nov. 23, 2003 vs. Cincinnati

32 Oct. 4, 2009 at Pittsburgh

Fewest, Season

190 1965
196 1982[†]
224 1962

Fewest, Game

5 Dec. 12, 2010 vs. Kansas City
Sept. 19, 1976 at Tampa Bay
6 Oct. 11, 1998 at Oakland
Oct. 22, 1961 at Oakland
7 (6x) Last: Sept. 15, 2024 at Carolina

Most by Rushing, Season

154 1975
144 2021
143 1971

Most by Rushing, Game

19 (3x) Last: Nov. 22, 1987 at Seattle
17 Sept. 23, 1962 vs. Houston
16 Oct. 16, 1977 vs. New England
Dec. 18, 1966 vs. Kansas City

Fewest by Rushing, Season

54 1965
65 1982
71 1969

Fewest by Rushing, Game

0 (5x) Last: Nov. 28, 2010 at Indianapolis
1 (25x) Last: Sept. 8, 2024 vs. Las Vegas
2 (47x) Last: Nov. 6, 2023 at N.Y. Jets

Most Seasons Leading League (Fewest Passing)

1 2014

Most by Passing, Season

218 1985
216 1981
213 2008

Most by Passing, Game

24 Nov. 19, 2000 at Denver
23 Sept. 10, 2023 vs. Miami
Sept. 18, 2011 at New England
22 (4x) Last: Nov. 15, 2009 vs. Philadelphia

Fewest by Passing, Season

105 1977
114 1971
116 1965

Fewest by Passing, Game

1 (3x) Last: Dec. 28, 2003 vs. Oakland
2 (6x) Last: Dec. 19, 2004 at Cleveland
3 (13x) Last: Sept. 15, 2024 at Carolina

Most Seasons Leading League (Fewest Penalty)

1 1992

Most by Penalty, Season

41 2000, 2004, 2014
40 2021
35 1981, 1997, 1998

Most by Penalty, Game

7 Sept. 24, 2023 at Minnesota
Nov. 5, 2006 vs. Cleveland
6 (9x) Last: Sept. 24, 2017 vs. Kansas City
5 (23x) Last: Jan. 9, 2022 at Las Vegas (OT)

Fewest by Penalty, Season

12 1982[†]
13 1969, 1992
14 1976

NET YARDS ALLOWED

Most Seasons Leading League (Fewest Net Yards)

4 1961, 1965, 1998, 2010

Most, Season

6,265 1985
6,170 2023
6,136 1981

Most, Game

614 Oct. 1, 2000 at St. Louis
591 Dec. 29, 2002 vs. Seattle
553 Sept. 22, 1996 at Oakland

Fewest, Season

3,253 1982[†]
3,268 1965
3,652 1977

Fewest, Game

58 Oct. 22, 1961 at Oakland
67 Dec. 12, 2010 vs. Kansas City
99 Nov. 1, 1992 vs. Indianapolis

RUSHING ALLOWED

Most Seasons Leading League (Fewest Att.)

3 1965, 1979, 2004

Most Attempts, Season

606 1975
559 1973
552 1983

Most Attempts, Game

61 Oct. 25, 1981 at Chicago (OT)
60 Nov. 30, 1975 at Denver (OT)
59 Sept. 18, 1977 at Oakland

Fewest Attempts, Season

230 1982[†]
306 1965
355 2004

Fewest Attempts, Game

9 Dec. 16, 2007 vs. Detroit
Sept. 7, 1986 vs. Miami
10 (2x) Last: Sept. 16, 2012 vs. Tennessee
11 (6x) Last: Nov. 3, 2019 vs. Green Bay

Most Seasons Leading League (Fewest Yards)

3 1965, 1998, 2005

Most Yards, Season

2,478 2022
2,442 1975
2,403 1966

Most Yards, Game

378 Nov. 4, 2007 at Minnesota
355 Dec. 20, 2014 at San Francisco
328 Nov. 30, 1975 at Denver (OT)

Fewest Yards, Season

961 1982[†]
1,094 1965
1,140 1998

Fewest Yards, Game

2 Oct. 22, 1961 at Oakland
11 Dec. 17, 2000 at Carolina
13 Oct. 5, 1997 at Oakland

Most Seasons Leading League (Fewest TDs)

2 1961, 1963

Most Touchdowns, Season

26 1983
25 1971, 1981, 1985
23 1973, 1984

Fewest Touchdowns, Season

7 1961, 1965
8 1999, 2011
10 (12x) Last: 2012

Most Touchdowns, Game

5 Oct. 21, 1973 vs. Atlanta
Sept. 18, 1960 at Houston
4 (11x) Last: Nov. 3, 2013 at Washington
3 (51x) Last: Nov. 12, 2023 vs. Detroit

PASSING ALLOWED

Most Seasons Leading League (Fewest Att.)

2 1966, 2019

Most Attempts, Season

636 1996

607 2002, 2004

605 2008

Most Attempts, Game

61 Sept. 20, 1987 vs. St. Louis

58 (2x) Last: Oct. 3, 2004 vs. Tennessee

57 (2x) Last: Sept. 22, 1996 at Oakland

Fewest Attempts, Season

330 1977

341 1973

342 1982[†]

Fewest Attempts, Game

7 Nov. 6, 1977 at Detroit

12 (2x) Last: Dec. 10, 1972 at Denver

13 (4x) Last: Oct. 4, 1987 at Cincinnati

Most Seasons Leading League (Fewest Cmp.)

1 1966

Most Completions, Season

411 2008

389 2023

375 2002

Most Completions, Game

40 Dec. 20, 1982 vs. Cincinnati

39 Oct. 3, 2004 vs. Tennessee

37 Oct. 9, 1994 Kansas City

Fewest Completions, Season

170 1966

172 1977

177 1973

Fewest Completions, Game

3 Sept. 19, 1976 at Tampa Bay

5 (5x) Last: Oct. 4, 1987 at Cincinnati

6 (6x) Last: Dec. 28, 2003 vs. Oakland

Most Seasons Leading League (Fewest Net Yds)

4 1961, 1964, 1965, 2010

Most Net Yards, Season

4,311 1981

4,295 2002

4,293 1985

Most Net Yards, Game

466 Sept. 10, 2023 vs. Miami

453 Nov. 10, 2002 at St. Louis

451 Oct. 1, 2000 at St. Louis

Fewest Net Yards, Season

1,725 1977

2,155 1966

2,174 1965

Fewest Net Yards, Game

-13 Oct. 4, 1987 at Cincinnati

-4 Sept. 19, 1976 at Tampa Bay

0 Dec. 28, 2003 vs. Oakland

Dec. 6, 1970 vs. Cincinnati

Most Seasons Leading League (Fewest TDs)

4 1963, 1965, 1966, 1979

Most Touchdowns, Season

36 2003

33 2000

31 1997

Most Touchdowns, Game

5 (9x) Last: Dec. 14, 2023 at Las Vegas

4 (31x) Last: Oct. 22, 2023 at Kansas City

3 (116x) Last: Sept. 24, 2023 at Minnesota

Fewest Touchdowns, Season

10 1982[†]

11 1979

13 1966, 1970, 1974

PUNT RETURNS ALLOWED

Most Seasons Leading League (Fewest Returns)

7 1960, 1963, 1966, 1967, 1968, 1982, 2004

Most by Opponents, Season

56 1988

51 1996, 2000

49 1998

Fewest by Opponents, Season

7 1982[†]

16 1968

17 1960, 1972

Most Yards by Opponents, Season

722 2000

612 1996

601 1976

Most Yards by Opponent, Game

160 Sept. 13, 2010 at Kansas City

150 Dec. 27, 1987 at Denver

145 Dec. 6, 2020 vs. New England

KICKOFF RETURNS ALLOWED

Most Seasons Leading League (Fewest Returns)

1 1975

Most by Opponent, Season

90 2006

88 1981

87 2009

Fewest by Opponent, Season

11 2023

15 2022

21 2016

Most by Opponent, Game

10 (4x) Last: Dec. 16, 2007 vs. Detroit

9 (7x) Last: Nov. 28, 2010 at Indianapolis

8 (25x) Last: Nov. 24, 2013 at Kansas City

CAREER TOP-10

RUSHING YARDS

1. LaDainian Tomlinson, 2001-09	12,490
2. Paul Lowe, 1960-68	4,972
3. Austin Ekeler, 2017-23	4,355
4. Marion Butts, 1989-93	4,297
5. Melvin Gordon, 2015-19	4,240
6. Ryan Mathews, 2010-14	4,061
7. Natrone Means, 1993-95, 98-99	3,885
8. Chuck Muncie, 1980-84	3,309
9. Don Woods, 1974-80	2,858
10. Keith Lincoln, 1961-66, 68	2,698

RUSHING TOUCHDOWNS

1. LaDainian Tomlinson, 2001-09	138
2. Chuck Muncie, 1980-84	43
3. Austin Ekeler, 2017-23	39
4. Paul Lowe, 1960-68	38
5. Melvin Gordon, 2015-19	36
6. Natrone Means, 1993-95, 98-99	34
7. Marion Butts, 1989-93	31
8. Ryan Mathews, 2010-14	23
9. Mike Tolbert, 2008-11	20
10. Tim Spencer, 1985-90	19

RUSHING ATTEMPTS

1. LaDainian Tomlinson, 2001-09	2,880
2. Melvin Gordon, 2015-19	1,059
3. Marion Butts, 1989-93	1,031
4. Paul Lowe, 1960-68	1,015
5. Natrone Means, 1993-95, 98-99	1,013
6. Austin Ekeler, 2017-23	990
7. Ryan Mathews, 2010-14	923
8. Chuck Muncie, 1980-84	773
9. Don Woods, 1974-80	713
10. Keith Lincoln, 1961-66, 68	573

TOTAL YARDS FROM SCRIMMAGE

1. LaDainian Tomlinson, 2001-09	16,445
2. Antonio Gates, 2003-18	11,841
3. Keenan Allen, 2013-23	10,643
4. Lance Alworth, 1962-70	9,721
5. Charlie Joiner, 1976-86	9,191
6. Austin Ekeler, 2017-23	8,239
7. Gary Garrison, 1966-76	7,562
8. Kellen Winslow, 1979-87	6,741
9. Wes Chandler, 1981-87	6,197
10. Melvin Gordon, 2015-19	6,113

PASSING YARDS

1. Philip Rivers, 2004-19	59,271
2. Dan Fouts, 1973-87	43,040
3. John Hadl, 1962-72	26,938
4. Justin Herbert, 2020-24	17,497
5. Stan Humphries, 1992-97	16,085
6. Drew Brees, 2001-05	12,348
7. Jack Kemp, 1960-62	5,996
8. Doug Flutie, 2001-04	4,901
9. John Friesz, 1990-93	4,396
10. Jim Harbaugh, 1999-2000	4,177

TOUCHDOWN PASSES

1. Philip Rivers, 2004-19	397
2. Dan Fouts, 1973-87	254
3. John Hadl, 1962-72	201
4. Justin Herbert, 2020-24	117
5. Stan Humphries, 1992-97	85
6. Drew Brees, 2001-05	80
7. Jack Kemp, 1960-62	37
8. Tobin Rote, 1963-64	29
9. Doug Flutie, 2001-04	25
10. Billy Joe Tolliver, 1989-90	21

PASS ATTEMPTS

1. Philip Rivers, 2004-19	7,591
2. Dan Fouts, 1973-87	5,604
3. John Hadl, 1962-72	3,640
4. Justin Herbert, 2020-24	2,468
5. Stan Humphries, 1992-97	2,350
6. Drew Brees, 2001-05	1,809
7. Jack Kemp, 1960-62	815
8. John Friesz, 1990-93	747
9. Doug Flutie, 2001-04	737
10. Jim Harbaugh, 1999-2000	636

PASS COMPLETIONS

1. Philip Rivers, 2004-19	4,908
2. Dan Fouts, 1973-87	3,297
3. John Hadl, 1962-72	1,824
4. Justin Herbert, 2020-24	1,644
5. Stan Humphries, 1992-97	1,335
6. Drew Brees, 2001-05	1,125
7. Doug Flutie, 2001-04	408
8. John Friesz, 1990-93	401
9. Jack Kemp, 1960-62	389
10. Jim Harbaugh, 1999-2000	372

PASSES INTERCEPTED

1. Dan Fouts, 1973-87	242
2. John Hadl, 1962-72	211
3. Philip Rivers, 2004-19	198
4. Stan Humphries, 1992-97	73
5. Drew Brees, 2001-05	53
6. Jack Kemp, 1960-62	49
7. Justin Herbert, 2020-24	43
8. Ryan Leaf, 1998-2000	33
9. Tobin Rote, 1963-64	32
10. Craig Whelihan, 1995-98	29

RECEIVING YARDS

1. Antonio Gates, 2003-18	11,841
2. Keenan Allen, 2013-23	10,530
3. Lance Alworth, 1962-70	9,584
4. Charlie Joiner, 1976-86	9,203
5. Gary Garrison, 1966-76	7,533
6. Kellen Winslow, 1979-87	6,741
7. Wes Chandler, 1981-87	6,132
8. Anthony Miller, 1988-93	5,582
9. Malcom Floyd, 2004-15	5,550
10. Mike Williams, 2017-23	4,806

RECEIVING TOUCHDOWNS

1. Antonio Gates, 2003-18	116
2. Lance Alworth, 1962-70	81
3. Keenan Allen, 2013-23	59
4. Gary Garrison, 1966-76	58
5. Charlie Joiner, 1976-86	47
6. Kellen Winslow, 1979-87	45
7. Wes Chandler, 1981-87	41
8. Vincent Jackson, 2005-11	37
9. Anthony Miller, 1988-93	37
10. John Jefferson, 1978-80	36

RECEPTIONS

1. Antonio Gates, 2003-18	955
2. Keenan Allen, 2013-23	904
3. Charlie Joiner, 1976-86	586
4. Kellen Winslow, 1979-87	541
5. LaDainian Tomlinson, 2001-09	530
6. Lance Alworth, 1962-70	493
7. Austin Ekeler, 2017-23	440
8. Gary Garrison, 1966-76	404
9. Ronnie Harmon, 1990-95	377
10. Anthony Miller, 1988-93	374

QUARTERBACK SACKS

1. Leslie O'Neal, 1986, 1988-95	105.5
2. Shaun Phillips, 2004-12	69.5
3. Joey Bosa, 2016-24	69.0
Gary Johnson, 1975-84	67.0
5. Lee Williams, 1984-90	65.5
6. Fred Dean, 1975-81	53.5
7. Melvin Ingram, 2012-20	49.0
8. Junior Seau, 1990-2002	47.0
9. Raylee Johnson, 1993-2003	46.0
10. Shawne Merriman, 2005-09	43.5
Leroy Jones, 1976-83	43.5

INTERCEPTIONS

1. Gill Byrd, 1983-92	42
2. Dick Harris, 1960-65	29
3. Rodney Harrison, 1994-2002	26
4. Kenny Graham, 1964-69	25
5. Mike Williams, 1975-82	24
6. Joe Beachamp, 1966-75	23
7. Quentin Jammer, 2002-12	21
Woodrowe Lowe, 1976-86	21
Bob Howard, 1967-74	21
Leslie "Speedy" Duncan, 1964-70	21

INTERCEPTION RETURN YARDS

1. Gill Byrd, 1983-92	546
2. Charlie McNeil, 1960-64	502
3. Kenny Graham, 1964-69	477
4. Joe Beachamp, 1966-75	433
5. Dick Harris, 1960-65	413
6. Rodney Harrison, 1994-2002	345
7. Woodrowe Lowe, 1976-86	343
8. Darren Carrington, 1991-94	337
9. Leslie "Speedy" Duncan, 1964-70	322
10. Glen Edwards, 1978-81	309

INTERCEPTION TOUCHDOWNS

1. Kenny Graham, 1964-69	5
Dick Harris, 1960-65	5
3. Woodrowe Lowe, 1976-86	4
4. Eric Weddle, 2007-13	3
Joe Beachamp, 1966-75	3
6. Desmond King, 2017-20	2
Shaun Phillips, 2004-12	2
Demorrio Williams, 2012	2
Antonio Cromartie, 2006-09	2
Clinton Hart, 2004-09	2
Donnie Edwards, 2002-06	2
Rodney Harrison, 1994-2002	2
Stanley Richard, 1991-94	2
Donald Frank, 1990-93	2
Gill Byrd, 1983-92	2
Gary Johnson, 1975-84	2
Leslie "Speedy" Duncan, 1964-70	2
Earl Faison, 1961-66	2
Charlie McNeil, 1960-64	2
Bob Laraba, 1960-61	2

TOUCHDOWNS SCORED

1. LaDainian Tomlinson, 2001-09	153
2. Antonio Gates, 2003-18	116
3. Lance Alworth, 1962-70	83
4. Austin Ekeler, 2017-23	69
5. Keenan Allen, 2013-23	60
6. Gary Garrison, 1966-76	58
7. Melvin Gordon, 2015-19	47
Charlie Joiner, 1976-86	47
9. Paul Lowe, 1960-68	46
10. Kellen Winslow, 1979-87	45
Chuck Muncie, 1980-84	45

POINTS SCORED

1. John Carney, 1990-2000.....	1,076
2. LaDainian Tomlinson, 2001-09	918
3. Nate Kaeding, 2004-12.....	889
4. Rolf Benirschke, 1977-86.....	766
5. Antonio Gates, 2003-18.....	700
6. Nick Novak, 2011-14, 17.....	503
7. Lance Alworth, 1962-70.....	500
8. Austin Ekeler, 2017-23.....	418
9. Dennis Partee, 1968-75.....	380
10. Keenan Allen, 2013-23.....	364

FIELD GOALS

1. John Carney, 1990-2000.....	261
2. Nate Kaeding, 2004-12.....	180
3. Rolf Benirschke, 1977-86.....	146
4. Nick Novak, 2011-14, 17.....	110
5. Dennis Partee, 1968-75.....	71
6. Cameron Dicker, 2022-24.....	55
7. Michael Badgley, 2018-20.....	52
Josh Lambo, 2015-16.....	52
9. George Blair, 1961-64.....	50
10. Steve Christie, 2001-03.....	42

FIELD GOAL ATTEMPTS

1. John Carney, 1990-2000.....	320
2. Rolf Benirschke, 1977-86.....	208
3. Nate Kaeding, 2004-12.....	207
4. Nick Novak, 2011-14, 17.....	130
5. Dennis Partee, 1968-75.....	121
6. George Blair, 1961-64.....	80
7. Ray Wersching, 1973-76.....	68
8. Michael Badgley, 2018-20.....	65
9. Josh Lambo, 2015-16.....	64
10. Dick Van Raaphorst, 1966-67.....	61

KICKOFF RETURN YARDS

1. Darren Sproles, 2005-10.....	6,469
2. Ronney Jenkins, 2000-02.....	3,997
3. Andre Coleman, 1994-96.....	3,914
4. Leslie "Speedy" Duncan, 1964-70.....	3,386
5. James Brooks, 1981-83.....	2,305
6. Kenny Bynum, 1997-2000.....	2,182
7. Lionel James, 1984-88.....	2,094
8. Nate Lewis, 1990-93.....	2,047
9. Artie Owens, 1976-79.....	1,998
10. Tim Dwight, 2001-04.....	1,876

KICKOFF RETURN TOUCHDOWNS

1. Andre Coleman, 1994-96.....	4
2. Ronney Jenkins, 2000-02.....	3
3. Darren Sproles, 2005-10.....	2
Anthony Miller, 1988-93.....	2
5. Andre Roberts, 2021.....	1
Micheal Spurlock, 2012.....	1
Tim Dwight, 2001-04.....	1
Richard Goodman, 2010-11.....	1
Rodney Harrison, 1994-2002.....	1
Nate Lewis, 1990-93.....	1
Jamie Holland, 1987-89.....	1
Gary Anderson, 1985-88.....	1
Keith Lincoln, 1960-66.....	1

KICKOFF RETURNS

1. Darren Sproles, 2005-10.....	258
2. Andre Coleman, 1994-96.....	166
3. Ronney Jenkins, 2000-02.....	165
4. Leslie "Speedy" Duncan, 1964-70.....	134
5. Kenny Bynum, 1997-2000.....	107
6. James Brooks, 1981-83.....	105
7. Lionel James, 1984-88.....	99
8. Nate Lewis, 1990-93.....	92
9. Artie Owens, 1976-79.....	88
10. Tim Dwight, 2001-04.....	80

PUNT RETURN YARDS

1. Mike Fuller, 1975-80.....	2,388
2. Leslie "Speedy" Duncan, 1964-70.....	1,651
3. Darrien Gordon, 1993-94, 96.....	1,407
4. Lionel James, 1984-88.....	1,193
5. Darren Sproles, 2005-10.....	935
6. Eric Parker, 2002-06.....	881
7. James Brooks, 1981-83.....	565
8. Tim Dwight, 2001-04.....	508
9. Eric Metcalf, 1997.....	489
10. Desmond King, 2017-20.....	438

PUNT RETURN TOUCHDOWNS

1. Leslie "Speedy" Duncan, 1964-70.....	4
2. Eric Metcalf, 1997.....	3
Darrien Gordon, 1993-94, 96.....	3
4. Desmond King, 2017-20.....	2
Darren Sproles, 2005-10.....	2
Lionel James, 1984-88.....	2
Mike Fuller, 1975-80.....	2
Ron Smith, 1973.....	2
9. Derius Davis, 2023-24.....	1
Travis Benjamin, 2017-19.....	1
Micheal Spurlock, 2012.....	1
Tim Dwight, 2001-04.....	1
Andre Coleman, 1994-96.....	1
Nate Lewis, 1990-93.....	1
Kitrick Taylor, 1990-91.....	1
Keith Lincoln, 1961-68.....	1

PUNT RETURNS

1. Mike Fuller, 1975-80.....	212
2. Leslie "Speedy" Duncan, 1964-70.....	138
3. Lionel James, 1984-88.....	124
4. Darren Sproles, 2005-10.....	114
5. Eric Parker, 2002-06.....	105
6. Darrien Gordon, 1993-94, 96.....	103
7. James Brooks, 1981-83.....	52
8. Tim Dwight, 2001-04.....	46
9. Desmond King, 2017-20.....	45
Eric Metcalf, 1997.....	45

SEASONS

1. David Binn, 1994-2010.....	17
2. Philip Rivers, 2004-16.....	16
Antonio Gates, 2003-18.....	16
3. Dan Fouts, 1973-87.....	15
Russ Washington, 1968-82.....	15
6. Doug Wilkerson, 1971-84.....	14
Don Macek, 1976-89.....	14
8. Mike Scifres, 2003-15.....	13
Junior Seau, 1990-2002.....	13
10. Jamal Williams, 1998-2009.....	12

GAMES PLAYED

1. David Binn, 1994-2010.....	256
2. Antonio Gates, 2003-18.....	236
3. Philip Rivers, 2004-19.....	228
4. Junior Seau, 1990-2002.....	200
Russ Washington, 1968-82.....	200
6. Mike Scifres, 2003-15.....	195
Doug Wilkerson, 1971-84.....	195
8. Dan Fouts, 1973-87.....	181
9. Quentin Jammer, 2002-12.....	172
10. Charlie Joiner, 1976-86.....	164
Woodrow Lowe, 1976-86.....	164

SINGLE-SEASON TOP-10

RUSHING YARDS

1. LaDainian Tomlinson, 2006	1,815
2. LaDainian Tomlinson, 2002	1,683
3. LaDainian Tomlinson, 2003	1,645
4. LaDainian Tomlinson, 2007	1,474
5. LaDainian Tomlinson, 2005	1,462
6. Natrone Means, 1994	1,350
7. LaDainian Tomlinson, 2004	1,335
8. Ryan Mathews, 2013	1,255
9. LaDainian Tomlinson, 2001	1,236
10. Marion Butts, 1990	1,225

RUSHING TOUCHDOWNS

1. LaDainian Tomlinson, 2006	28
2. Chuck Muncie, 1981	19
3. LaDainian Tomlinson, 2005	18
4. LaDainian Tomlinson, 2004	17
5. LaDainian Tomlinson, 2007	15
6. LaDainian Tomlinson, 2002	14
7. Austin Ekeler, 2022	13
LaDainian Tomlinson, 2003	13
8. Austin Ekeler, 2021	12
LaDainian Tomlinson, 2009	12
Natrone Means, 1994	12
Chuck Muncie, 1983	12
Clarence Williams, 1979	12

RUSHING ATTEMPTS

1. LaDainian Tomlinson, 2002	372
2. LaDainian Tomlinson, 2006	348
3. Natrone Means, 1994	343
4. LaDainian Tomlinson, 2005	339
LaDainian Tomlinson, 2004	339
LaDainian Tomlinson, 2001	339
7. LaDainian Tomlinson, 2007	315
8. LaDainian Tomlinson, 2003	313
9. Earnest Jackson, 1984	296
10. LaDainian Tomlinson, 2008	292

TOTAL YARDS FROM SCRIMMAGE

1. LaDainian Tomlinson, 2003	2,370
2. LaDainian Tomlinson, 2006	2,323
3. LaDainian Tomlinson, 2002	2,172
4. LaDainian Tomlinson, 2007	1,949
5. LaDainian Tomlinson, 2005	1,832
6. LaDainian Tomlinson, 2004	1,776
7. Austin Ekeler, 2022	1,637
8. LaDainian Tomlinson, 2001	1,603
9. Lance Alworth, 1965	1,590
10. Natrone Means, 1994	1,585

PASSING YARDS

1. Justin Herbert, 2021	5,014
2. Dan Fouts, 1981	4,802
3. Philip Rivers, 2015	4,792
4. Justin Herbert, 2022	4,739
5. Dan Fouts, 1980	4,715
6. Philip Rivers, 2010	4,710
7. Philip Rivers, 2011	4,624
8. Philip Rivers, 2019	4,615
9. Philip Rivers, 2017	4,515
10. Philip Rivers, 2013	4,478

TOUCHDOWN PASSES

1. Justin Herbert, 2021	38
2. Philip Rivers, 2008	34
Philip Rivers, 2016	33
Dan Fouts, 1981	33
5. Philip Rivers, 2018	32
Philip Rivers, 2013	32
7. Justin Herbert, 2020	31
Philip Rivers, 2014	31
9. Philip Rivers, 2010	30
Dan Fouts, 1980	30

PASS ATTEMPTS

1. Justin Herbert, 2022	699
2. Justin Herbert, 2021	672
3. Philip Rivers, 2015	661
4. Dan Fouts, 1981	609
5. Justin Herbert, 2020	595
6. Philip Rivers, 2019	591
7. Dan Fouts, 1980	589
8. Philip Rivers, 2011	582
9. Philip Rivers, 2016	578
10. Philip Rivers, 2017	575

PASS COMPLETIONS

1. Justin Herbert, 2022	477
2. Justin Herbert, 2021	443
3. Philip Rivers, 2015	437
4. Justin Herbert, 2020	396
5. Philip Rivers, 2019	390
6. Philip Rivers, 2014	379
7. Philip Rivers, 2013	378
8. Philip Rivers, 2011	366
9. Dan Fouts, 1981	360
Philip Rivers, 2017	360

PASSES INTERCEPTED

1. John Hadl, 1968	32
2. John Hadl, 1972	26
3. John Hadl, 1971	25
Jack Kemp, 1960	25
5. Dan Fouts, 1980	24
Dan Fouts, 1979	24
John Hadl, 1962	24
8. Dan Fouts, 1986	22
John Hadl, 1967	22
Jack Kemp, 1961	22

RECEIVING YARDS

1. Lance Alworth, 1965	1,602
2. Keenan Allen, 2017	1,393
3. Lance Alworth, 1966	1,383
4. John Jefferson, 1980	1,340
5. Lance Alworth, 1968	1,312
6. Kellen Winslow, 1980	1,290
7. Anthony Miller, 1989	1,252
8. Keenan Allen, 2023	1,243
9. Lance Alworth, 1964	1,235
10. Tony Martin, 1995	1,224

RECEIVING TOUCHDOWNS

1. Tony Martin, 1996	14
Lance Alworth, 1965	14
3. Antonio Gates, 2004	13
John Jefferson, 1980	13
John Jefferson, 1978	13
Lance Alworth, 1966	13
Lance Alworth, 1964	13
8. Antonio Gates, 2014	12
Gary Garrison, 1970	12
10. Lance Alworth, 1963	11

RECEPTIONS

1. Keenan Allen, 2023	108
2. Austin Ekeler, 2022	107
3. Keenan Allen, 2021	106
4. Keenan Allen, 2019	104
5. Keenan Allen, 2017	102
6. Keenan Allen, 2020	100
LaDainian Tomlinson, 2003	100
8. Keenan Allen, 2018	97
9. Austin Ekeler, 2019	92
10. Tony Martin, 1995	90

QUARTERBACK SACKS (since 1982)

1. Khalil Mack, 2023	17.0
Shawne Merriman, 2006	17.0
Leslie O'Neal, 1992	17.0
4. Lee Williams, 1986	15.0
5. Lee Williams, 1989	14.0
6. Leslie O'Neal, 1990	13.5
7. Marcellus Wiley, 2001	13.0
8. Joey Bosa, 2017	12.5
Shawne Merriman, 2007	12.5
Leslie O'Neal, 1995	12.5
Leslie O'Neal, 1994	12.5
Leslie O'Neal, 1989	12.5
Leslie O'Neal, 1986	12.5

INTERCEPTIONS

1. Antonio Cromartie, 2007	10
2. Charlie McNeil, 1961	9
3. Ryan McNeil, 2001	8
Dick Harris, 1963	8
Claude Gibson, 1962	8
Bob Zeman, 1961	8
7. Casey Hayward, 2016	7
Eric Weddle, 2011	7
Darren Carrington, 1993	7
Gill Byrd, 1990	7
Gill Byrd, 1989	7
Gill Byrd, 1988	7
Danny Walters, 1983	7
Bryant Salter, 1972	7
Jim Hill, 1969	7
Leslie "Speedy" Duncan, 1966	7
Bud Whitehead, 1965	7
Dick Harris, 1961	7

INTERCEPTION RETURN YARDS

1. Charlie McNeil, 1961	349
2. Stanley Richard, 1994	224
3. Vencie Glenn, 1987	166
4. Gill Byrd, 1984	157
5. Jeff Dale, 1986	153
6. Darren Carrington, 1992	152
7. Bob Laraba, 1961	151
8. Woodrow Lowe, 1979	150
9. Antonio Cromartie, 2007	144
10. Dick Harris, 1961	140

INTERCEPTION TOUCHDOWNS

1. Dick Harris, 1961	3
2. Demorrio Williams, 2012	2
Clinton Hart, 2005	2
Stanley Richard, 1994	2
Gill Byrd, 1984	2
Woodrow Lowe, 1979	2
Kenny Graham, 1969	2
Joe Beauchamp, 1968	2
Bob Laraba, 1961	2
Charlie McNeil, 1961	2

TOUCHDOWNS SCORED

1. LaDainian Tomlinson, 2006	31
2. Austin Ekeler, 2021	20
LaDainian Tomlinson, 2005	20
4. Chuck Muncie, 1981	19
5. Austin Ekeler, 2022	18
LaDainian Tomlinson, 2007	18
LaDainian Tomlinson, 2004	18
8. LaDainian Tomlinson, 2003	17
9. LaDainian Tomlinson, 2002	15
Lance Alworth, 1964	15

POINTS SCORED

1.	LaDainian Tomlinson, 2006	186
2.	Nate Kaeding, 2009	146
3.	Nick Novak, 2013	144
4.	Nate Kaeding, 2006	136
5.	John Carney, 1994	135
6.	Cameron Dicker, 2023	128
7.	Nate Kaeding, 2008	127
8.	Austin Ekeler, 2021	124
	John Carney, 1993	124
10.	Nick Novak, 2011	122

FIELD GOALS

1.	Nick Novak, 2013	34
	John Carney, 1994	34
3.	Nate Kaeding, 2009	32
4.	Cameron Dicker, 2023	31
	John Carney, 1999	31
	John Carney, 1993	31
7.	John Carney, 1996	29
8.	Nick Novak, 2011	27
	Nate Kaeding, 2008	27
10.	Josh Lambo, 2016	26
	Josh Lambo, 2015	26
	Nate Kaeding, 2006	26
	John Carney, 1998	26
	John Carney, 1992	26

FIELD GOAL ATTEMPTS

1.	John Carney, 1993	40
2.	John Carney, 1994	38
3.	Nick Novak, 2013	37
4.	John Carney, 1999	36
	John Carney, 1996	36
	Rolf Benirschke, 1980	36
7.	Nate Kaeding, 2009	35
8.	Nick Novak, 2011	34
9.	Cameron Dicker, 2023	33
	Michael Badgley, 2020	33
10.	Josh Lambo, 2016	32
	Josh Lambo, 2015	32
	Nate Kaeding, 2008	32
	Wade Richey, 2001	32
	John Carney, 1992	32
	Dennis ParTEE, 1968	32

KICKOFF RETURN YARDS

1.	Ronney Jenkins, 2001	1,541
2.	Ronney Jenkins, 2000	1,531
3.	Darren Sproles, 2005	1,528
4.	Andre Coleman, 1995	1,411
5.	Darren Sproles, 2008	1,376
6.	Darren Sproles, 2009	1,300
7.	Andre Coleman, 1994	1,293
8.	Darren Sproles, 2010	1,257
9.	Tim Dwight, 2004	1,222
10.	Andre Coleman, 1996	1,210

KICKOFF RETURN TOUCHDOWNS

1.	Ronney Jenkins, 2001	2
	Andre Coleman, 1995	2
	Andre Coleman, 1994	2
4.	Andre Roberts, 2021	1
	Micheal Spurlock, 2012	1
	Richard Goodman, 2011	1
	Darren Sproles, 2008	1
	Darren Sproles, 2007	1
	Tim Dwight, 2004	1
	Ronney Jenkins, 2000	1
	Rodney Harrison, 1997	1
	Nate Lewis, 1991	1
	Anthony Miller, 1989	1
	Jamie Holland, 1988	1
	Anthony Miller, 1988	1
	Gary Anderson, 1985	1
	Keith Lincoln, 1962	1

KICKOFF RETURNS

1.	Ronney Jenkins, 2000	67
2.	Darren Sproles, 2005	63
3.	Andre Coleman, 1995	62
4.	Ronney Jenkins, 2001	58
5.	Andre Coleman, 1996	55
6.	Darren Sproles, 2009	54
7.	Darren Sproles, 2008	53
8.	Darren Sproles, 2010	51
9.	Tim Dwight, 2004	50
	Leon Johnson, 2003	50

PUNT RETURN YARDS

1.	Darrien Gordon, 1996	537
2.	Eric Metcalf, 1997	489
3.	Darrien Gordon, 1994	475
4.	Leslie "Speedy" Duncan, 1965	464
5.	Mike Fuller, 1979	448
6.	Mike Fuller, 1978	436
	Mike Fuller, 1976	436
8.	Leslie "Speedy" Duncan, 1967	434
9.	Mike Fuller, 1975	410
10.	Lionel James, 1987	400

PUNT RETURN TOUCHDOWNS

1.	Eric Metcalf, 1997	3
2.	Darrien Gordon, 1994	2
	Ron Smith, 1973	2
	Leslie "Speedy" Duncan, 1965	2
5.	Derius Davis, 2023	1
	Desmond King, 2019	1
	Desmond King, 2018	1
	Travis Benjamin, 2017	1
	Micheal Spurlock, 2012	1
	Darren Sproles, 2009	1
	Darren Sproles, 2007	1
	Tim Dwight, 2001	1
	Darrien Gordon, 1996	1
	Andre Coleman, 1995	1
	Nate Lewis, 1990	1
	Kitrick Taylor, 1990	1
	Lionel James, 1987	1
	Lionel James, 1984	1
	Mike Fuller, 1977	1
	Mike Fuller, 1975	1
	Leslie "Speedy" Duncan, 1968	1
	Leslie "Speedy" Duncan, 1966	1
	Keith Lincoln, 1961	1

PUNT RETURNS

1.	Mike Fuller, 1979	46
2.	Eric Metcalf, 1997	45
3.	Mike Fuller, 1978	39
4.	Eric Parker, 2006	37
5.	Darrien Gordon, 1996	36
	Darrien Gordon, 1994	36
	Mike Fuller, 1975	36
	Leslie "Speedy" Duncan, 1967	36
9.	Mike Fuller, 1976	33
10.	Latario Rachal, 1998	32
	Lionel James, 1987	32

CHARGERS AND OPPONENT 10 LONGEST

RUNS FROM SCRIMMAGE

CHARGERS

87t	Melvin Gordon, Oct. 29, 2017 at New England
	Paul Lowe, Sept. 10, 1961 at Dallas Texans
86t	Keith Lincoln, Sept. 30, 1962 at Oakland
85t	LaDainian Tomlinson, Dec. 17, 2006 vs. K.C.
83t	Michael Turner, Dec. 18, 2005 at Indianapolis
80t	Brad Hubbert, Dec. 24, 1967 vs. N.Y. Jets
76t	Keith Lincoln, Oct. 20, 1963 at Kansas City
76	LaDainian Tomlinson, Dec. 1, 2002 vs. Den.
75	Justin Jackson, Oct. 31, 2021 vs. New England
74t	Michael Turner, Oct. 7, 2007 at Denver

OPPONENT

90t	Colin Kaepernick, Dec. 20, 2014 at S.F.
89t	Kenny King, Oct. 12, 1980 at Oakland
84t	Damien Williams, Dec. 29, 2019 at K.C.
81	Billy Sims, Sept. 30, 1984 vs. Detroit
77	Napoleon Kaufman, Sept. 22, 1996 at Oak.
75t	David Montgomery, Nov. 12, 2023 vs. Detroit
	Dameon Pierce, Oct. 2, 2022 at Houston
74t	Kenneth Walker III, Oct. 23, 2022 vs. Seattle
	Jack Spikes, Sept. 10, 1961 at Dallas Texans
71t	Corey Dillon, Nov. 2, 1997 at Cincinnati

PASS COMPLETIONS

CHARGERS

99t	S.Humphries to T.Martin, Sept. 18, 1994 at Sea.
91t	J.Kemp to K.Lincoln, Nov. 12, 1961 at Denver
88t	E.Luther to B.Duckworth, Dec. 3, 1984 vs. Chi.
85t	J.Hadl to L.Alworth, Oct. 17, 1965 at Boston
	T.Rote to L.Alworth, Oct. 6, 1963 at Denver
84t	P.Rivers to A.Ekeler, Dec. 8, 2019 at Jax.
	J.Hadl to G.Garrison, Oct. 5, 1968 at N.Y. Jets
83t	R.Leaf to J.Graham, Nov. 19, 2000 at Denver
82t	T.Rote to L.Alworth, Dec. 6, 1964 vs. N.Y. Jets
81t	P.Rivers to D.Sproles, Sept. 20, 2009 vs. Bal.
	D.Fouts to C.Joiner, Oct. 17, 1976 vs. Hou. Oilers

OPPONENT

99t	T.Green to M.Boerigter, Dec. 22, 2002 at K.C.
98t	J.Lee to W.Dewveall, Nov. 25, 1962 at Hou. Oilers
96t	J.Montana to J.Rice, Nov. 27, 1988 vs. S.F.
93t	C.Morton to S.Watson, Sept. 27, 1981 at Denver
90t	S.DeBerg to J.Birden, Nov. 18, 1990 at K.C.
	C.Davidson to D.Dorsey, Dec. 2, 1962 vs. Oak.
89t	N.O'Donnell to D.Stone, Sept. 1, 1991 at Pit.
87t	D.Carr to A.Cooper, Dec. 31, 2017 vs. Oak.
	J.Namath to D.Maynard, Nov. 24, 1968 vs. N.Y. Jets
	F.Tripucka to A.Frazier, Nov. 12, 1961 at Den.

FIELD GOALS

CHARGERS

59	Michael Badgley, Dec. 9, 2018 vs. Cincinnati
57	Nate Kaeding, Dec. 21, 2008 at Tampa Bay
55	Cameron Dicker, Nov. 6, 2023 at N.Y. Jets
	Cameron Dicker, Oct. 22, 2023 at Kansas City
	Nate Kaeding, Nov. 29, 2009 vs. Kansas City
54	Josh Lambo, Oct. 12, 2015 vs. Pittsburgh
	Nate Kaeding, Oct. 1, 2006 at Baltimore
	John Carney, Sept. 17, 2000 at Kansas City
	John Carney, Sept. 6, 1998 vs. Buffalo
	John Carney, Nov. 10, 1991 vs. Seattle

OPPONENT

61	Brandon McManus, Jan. 2, 2022 vs. Denver
58	Harrison Butker, Sept. 20, 2020 vs. K.C. (OT)
	Harrison Butker, Sept. 20, 2020 vs. K.C. (OT)
	Dan Miller, Dec. 26, 1982 vs. Baltimore Colts
56	Greg Zuerlein, Sept. 19, 2021 vs. Dallas
	Justin Tucker, Dec. 22, 2018 vs. Baltimore
	Sebastian Janikowski, Oct. 9, 2016 at Oakland
55	Jason Sanders, Dec. 11, 2022 vs. Miami
	Daniel Carlson, Dec. 4, 2022 at Las Vegas
	Daniel Carlson, Sept. 11, 2022 vs. Las Vegas
	Jason Elam, Nov. 7, 1999 vs. Denver
	Gary Anderson, Nov. 25, 1984 at Pittsburgh
	George Blanda, Dec. 3, 1961 vs. Houston Oilers

PUNTS

CHARGERS

83	JK Scott, Dec. 10, 2023 vs. Denver
82	Paul Maguire, Nov. 19, 1961 vs. Dallas Texans
73	Dennis Pardee, Oct. 17, 1971 at Denver
72	Mike Scifres, Sept. 21, 2014 at Buffalo
71	Mike Scifres, Nov. 10, 2011 vs. Oakland
	Mike Scifres, Oct. 1, 2006 at Baltimore
	Mike Scifres, Dec. 4, 2005 vs. Oakland
	Mauray Buford, Sept. 12, 1982 at Denver
	John Hadl, Nov. 8, 1964 at Denver
70	Mike Scifres, Nov. 25, 2007 vs. Baltimore

OPPONENT

81	Dustin Colquitt, Dec. 2, 2007 at Kansas City
79	Drew Butler, Dec. 9, 2012 at Pittsburgh
77	Greg Montgomery, Sept. 19, 1993 vs. Hou. Oilers
75	Kevin Huber, Dec. 1, 2013 vs. Cincinnati
74	Tommy Townsend, Sept. 15, 2022 at Kansas City
	Bob Grupp, Nov. 4, 1979 at Kansas City
73	Shane Lechler, Sept. 28, 2003 vs. Oakland
72	Ryan Plackemeier, Dec. 24, 2006 at Seattle
	Chris Gardocki, Oct. 26, 1997 vs. Indianapolis
	Bob Scarpitto, Oct. 22, 1967 at Denver
	Jerrel Wilson, Sept. 29, 1963 vs. Kansas City

INTERCEPTION RETURNS

CHARGERS

103t	Vencie Glenn, Nov. 29, 1987 vs. Denver
102t	Donald Frank, Oct. 31, 1993 at L.A. Raiders
100t	Leslie "Speedy" Duncan, Oct. 15, 1967 vs. K.C.
99t	Shaun Gayle, Dec. 23, 1995 at N.Y. Giants
	Stanley Richard, Sept. 4, 1994 at Denver
	Gill Byrd, Oct. 4, 1984 at Kansas City
90t	Desmond King, Nov. 23, 2017 at Dallas
	Shahleel Addae, Jan. 1, 2017 vs. Kansas City
86	Trevor Williams, Sept. 30, 2018 vs. S.F.
83t	Willie Clark, Sept. 22, 1996 at Oakland

OPPONENT

102t	Louis Breedon, Nov. 8, 1981 vs. Cincinnati
99t	Jaylen Watson, Sept. 15, 2022 at Kansas City
	Janoris Jenkins, Nov. 23, 2014 vs. St. Louis
	Kevin Ross, Sept. 6, 1992 vs. Kansas City
96t	Ray Griffin, Nov. 11, 1979 at Cincinnati
	Bashaud Breeland, Dec. 10, 2017 vs. Was.
91t	Chad Greenway, Sept. 27, 2015 at Minnesota
	Fred Williamson, Sept. 30, 1962 at Oakland
90t	Leroy Butler, Sept. 15, 1996 at Green Bay
	Deion Sanders, Dec. 11, 1994 vs. S.F.
87t	Mark McMillian, Dec. 14, 1997 vs. K.C.

KICKOFF RETURNS

CHARGERS

105t	Richard Goodman, Jan. 1, 2012 at Oakland
103t	Darren Sproles, Sept. 14, 2008 at Denver
	Keith Lincoln, Sept. 16, 1962 vs. Titans of N.Y.
101t	Andre Roberts, Jan. 2, 2022 vs. Denver
99t	Micheal Spurlock, Dec. 30, 2012 vs. Oakland
98t	Gary Anderson, Nov. 17, 1985 at Denver
95t	Nate Lewis, Nov. 17, 1991 vs. New Orleans
94t	Jamie Holland, Dec. 18, 1988 vs. Kansas City
93t	Ronney Jenkins, Nov. 18, 2001 at Oakland
	Ronney Jenkins, Sept. 10, 2000 vs. N.O.
	Anthony Miller, Nov. 20, 1988 at L.A. Rams

OPPONENT

104t	Mecole Hardman, Dec. 29, 2019 at K.C.
	Ira Mathews, Oct. 25, 1979 at Oakland
103t	Percy Harvin, Sept. 11, 2011 vs. Minnesota
101t	Leon Washington, Sept. 26, 2010 at Seattle
	Brian Mitchell, Dec. 6, 1998 at Washington
99t	Leon Washington, Sept. 26, 2010 at Seattle
	Byron Hanspard, Dec. 7, 1997 vs. Atlanta
98t	Will Blackwell, Dec. 24, 2000 vs. Pittsburgh
97t	Cassius Vaughn, Jan. 2, 2011 at Denver
	Tim Brown, Sept. 4, 1988 at L.A. Raiders

PUNT RETURNS

CHARGERS

95t Leslie "Speedy" Duncan, Nov. 24, 1968 vs. NYJ
90t Darrien Gordon, Sept. 25, 1994 at L.A. Raiders
88t Andre Coleman, Sept. 17, 1995 at Philadelphia
Mike Fuller, Oct. 9, 1977 at New Orleans
87t Derius Davis, Nov. 6, 2023 at N.Y. Jets
85t Eric Metcalf, Nov. 2, 1997 at Cincinnati
84t Tim Dwight, Sept. 9, 2001 vs. Washington
Ron Smith, Nov. 18, 1973 vs. New Orleans
83t Eric Metcalf, Nov. 30, 1997 vs. Denver
82t Paul Lowe, Oct. 7, 1961 at Boston

OPPONENT

95t Tyreek Hill, Jan. 1, 2017 vs. Kansas City
94t Dexter McCluster, Sept. 13, 2010 at K.C.
92t Rick Upchurch, Oct. 3, 1976 at Denver
91t Tyreek Hill, Sept. 9, 2018 vs. Kansas City
86t Tamarick Vanover, Oct. 9, 1995 at Kansas City
82t George Atkinson, Oct. 13, 1968 at Oakland
82 Ray Buchanan, Nov. 3, 1996 at Indianapolis
81 Dennis Northcutt, Nov. 5, 2006 vs. Cleveland
80t Phillip Buchanon, Dec. 28, 2003 vs. Oakland
79t Lemar Parrish, Dec. 6, 1970 vs. Cincinnati

FUMBLE RETURNS

CHARGERS

86t Eric Weddle, Nov. 30, 2008 vs. Atlanta
82t Donnie Edwards, Nov. 10, 2002 at St. Louis
81t Vencie Glenn, Oct. 22, 1989 vs. N.Y. Giants
79t Marlon McCree, Oct. 29, 2006 vs. St. Louis
78t Paul Bradford, Nov. 23, 1997 at San Francisco
75t Keith Browner (25 yds.) lateral to
Sam Seale(50 yds.), Nov. 20, 1988
at L.A. Rams
61t Tevaughn Campbell, Dec. 5, 2021 at Cincinnati
Caraun Reid, Sept. 25, 2016 at Indianapolis
58t Rick Redman, Oct. 2, 1966 vs. Miami
53t Darrell Stuckey, Dec. 7, 2014 vs. New England
53 Henry Rolling, Oct. 6, 1991 at L.A. Raiders

OPPONENT

97t Mike Edwards, Jan. 7, 2024 vs. Kansas City
68 A.J. Duhe, Oct. 15, 1978 vs. Miami
65t Tony Carter, Oct. 15, 2012 vs. Denver
64t Tyvon Branch, Oct. 10, 2010 at Oakland
63t Joey Browner, Sept. 2, 1984 at Minnesota
63 Rob Ninkovich, Oct. 24, 2010 vs. N.E.
62 Carlton Gray, Oct. 27, 1996 at Seattle
59t George Atkinson, Nov. 25, 1973 at Oakland
57t Tyreek Hill, Dec. 11, 2022 vs. Miami
56t Ifeadi Odenigbo, Dec. 15, 2019 vs. Minnesota

BLOCKED PUNT RETURNS

CHARGERS

35t Bob Zeman, Oct. 7, 1961 at Boston
21t Derrie Nelson, Nov. 13, 1983 vs. Dallas
19 Pete Lazetich, Sept. 24, 1972 vs. Denver
5 Gene Selawski, Oct. 22, 1961 at Oakland
4 Wayne Davis, Nov. 17, 1985 at Denver
3 Steve Heiden, Dec. 17, 2000 at Carolina
0t Jacob Hester, Oct. 25, 2009 at Kansas City
Darryll Lewis, Sept. 26, 1999 vs. Indianapolis
0s Carlos Polk, Sept. 22, 2002 at Arizona
0 Corey Lynch, Sept. 10, 2012 at Oakland

OPPONENT

37t Frank Warren, Nov. 17, 1991 vs. New Orleans
29t Adam Hayward, Nov. 11, 2012 at Tampa Bay
16 Randy McClanahan, Sept. 18, 1977 at Oak.
15 Walt Landers, Sept. 24, 1978 vs. Green Bay
14 Glen Cadrez, Oct. 13, 2002 vs. Kansas City
9 Tyrone Braxton, Oct. 2, 1988 vs. Denver
5t Hiram Eugene, Oct. 10, 2010 at Oakland
2t Jerry Robinson, Nov. 20, 1986 vs. L.A. Raiders
0s Nick Schommer, Oct. 31, 2010 vs. Tennessee
Rock Cartwright, Oct. 10, 2010 at Oakland

BLOCKED FIELD GOAL RETURNS

CHARGERS

72t Leslie "Speedy" Duncan, Nov. 23, 1967 vs. Den.
35 Tom Day, Oct. 15, 1967 vs. Kansas City
28 Jim Tolbert, Nov. 15, 1971 vs. St. Louis
27 Kenny Graham, Nov. 15, 1964 at Kansas City
25 Jeff Staggs, Oct. 25, 1970 vs. Houston Oilers

OPPONENT

66 Tommy Casanova, Sept. 22, 1974 at Cin.
65t Matt Ware, Oct. 23, 2005 at Philadelphia
60 Louis Wright, Nov. 17, 1985 at Denver
54t Doug Evans, Dec. 17, 2000 at Carolina
44t Devin McCourty, Dec. 6, 2020 vs. N.E.
42t Ray McElroy, Oct. 26, 1997 vs. Indianapolis
28 John Barmlett, Nov. 27, 1966 vs. Denver
17 Charlie West, Dec. 5, 1971 vs. Minnesota
Mike Statton, Oct. 1, 1967 vs. Buffalo
16 Daniel Thomas, Oct. 25, 2020 vs. Jax.
Fletcher Smith, Oct. 15, 1967 vs. Kansas City

MISSED FIELD GOAL RETURNS

CHARGERS

109t Antonio Cromartie, Nov. 4, 2007 at Min.

INDIVIDUAL POSTSEASON RECORDS

*NFL Record

SCORING

Most Points, Career

- 42 Nate Kaeding, 2004-09
- 37 Rolf Benirschke, 1977-86
- 30 John Carney, 1990-2000

Most Points, Game

- 15 Michael Badgley, AFC Wild Card, Jan. 6, 2019, at Baltimore
- 12 (10x) Last: Cameron Dicker and Austin Ekeler, AFC Wild Card, Jan. 14, 2023 at Jax.
- 11 Rolf Benirschke, AFC Divisional, Jan. 2, 1982 at Miami

Most Touchdowns, Career

- 4 Darren Sproles, 2005-09
- LaDainian Tomlinson, 2001-09
- Kellen Winslow, 1979-87
- Charlie Joiner, 1976-86
- 3 (4x) Last: Keenan Allen, 2013-22
- 2 (8x) Last: Austin Ekeler, 2017-22

Most Touchdowns, Game

- 2 (8x) Last: Austin Ekeler, AFC Wild Card Jan. 14, 2023 at Jacksonville
- 1 (53x) Last: Gerald Everett, AFC Wild Card Jan. 14, 2023 at Jacksonville

Most Points After Touchdown, Career

- 18 Nate Kaeding, 2004-09
- 16 Rolf Benirschke, 1977-86
- 9 John Carney, 1990-2000

Most Points After Touchdown, Game

- 6 George Blair, AFL Championship, Jan. 5, 1964 vs. Boston
- 5 Rolf Benirschke, AFC Divisional, Jan. 2, 1982 at Miami
- 4 (2x) Last: Nate Kaeding, AFC Divisional, Jan. 13, 2008 at Indianapolis

Most Two-Point Conversions, Game

- 1 (4x) Last: Keenan Allen, AFC Divisional, Jan. 13, 2019 at New England

FIELD GOALS

Most, Career

- 8 Nate Kaeding, 2004-09
- 7 John Carney, 1990-2000
- Rolf Benirschke, 1977-86
- 5 Michael Badgley, 2018-20

Most, Game

- 5 Michael Badgley, AFC Wild Card, Jan. 6, 2019 at Baltimore
- 4 Nate Kaeding, AFC Championship, Jan. 20, 2008 at New England
- 3 Cameron Dicker, AFC Wild Card, Jan. 14, 2023 at Jacksonville
- Ben Agajanian, AFL Championship, Jan. 1, 1961 vs. Houston Oilers

Longest

- 54 John Carney, AFC Wild Card, Dec. 31, 1995 vs. Indianapolis
- 53 Michael Badgley, AFC Wild Card, Jan. 6, 2019 at Baltimore
- 50 Cameron Dicker, AFC Wild Card, Jan. 14, 2023 at Jacksonville

RUSHING

Most Attempts, Career

- 110 Chuck Muncie, 1980-84
- 96 LaDainian Tomlinson, 2001-09
- 63 Natrone Means, 1993-95, 98-99

Most Attempts, Game

- 26 LaDainian Tomlinson, AFC Wild Card, Jan. 8, 2005 vs. New York Jets
- 25 Chuck Muncie, AFC First Round, Jan. 9, 1983 at Pittsburgh
- 24 Natrone Means, AFC Divisional, Jan. 8, 1995 vs. Miami
- Chuck Muncie, AFC Divisional, Jan. 2, 1982 at Miami

Most Yards, Career

- 516 Chuck Muncie, 1980-84
- 380 Paul Lowe, 1960-68
- 327 LaDainian Tomlinson, 2001-09

Most Yards, Game

- 206 Keith Lincoln, AFL Championship, Jan. 5, 1964 vs. Boston
- 165 Paul Lowe, AFL Championship, Jan. 1, 1961 at Houston Oilers
- 139 Natrone Means, AFC Divisional, Jan. 8, 1995 vs. Miami

Most Touchdowns, Career

- 4 LaDainian Tomlinson, 2001-09
- 3 Chuck Muncie, 1980-84
- 2 (6x) Last: Austin Ekeler, 2017-22

Most Touchdowns, Game

- 2 Austin Ekeler, AFC Wild Card, Jan. 14, 2023 at Jacksonville
- Darren Sproles, AFC Wild Card, Jan. 3, 2009 vs. Indianapolis
- LaDainian Tomlinson, AFC Divisional, Jan. 14, 2007 vs. New England
- 1 (24x) Last: Melvin Gordon, AFC Divisional, Jan. 13, 2019 at New England

Longest Run

- 67t Keith Lincoln, AFL Championship, Jan. 5, 1964 vs. Boston
- 58t Ronnie Brown, AFC Wild Card, Jan. 5, 2014 at Cincinnati
- Paul Lowe, AFL Championship, Jan. 5, 1964 vs. Boston
- 56t Keith Lincoln, AFL Championship, Jan. 5, 1964 vs. Boston

PASSING

Most Attempts, Career

- 355 Philip Rivers 2004-19
- 286 Dan Fouts 1973-87
- 228 Stan Humphries 1992-97

Most Completions, Career

- 211 Philip Rivers, 2004-19
- 159 Dan Fouts, 1973-1987
- 118 Stan Humphries, 1992-97

Highest Completion Pct., Career (min. 40 att.)

- 73.8 Drew Brees, 2001-04
- 59.4 Philip Rivers, 2004-19
- 58.1 Justin Herbert, 2020-22

Most Attempts, Game

- 53 Dan Fouts, AFC Divisional, Jan. 2, 1982 at Miami (OT)
- 51 Philip Rivers, AFC Divisional, Jan. 13, 2019 at New England
- 49 Stan Humphries, Super Bowl XXIX, Jan. 29, 1995 vs. San Francisco

Most Completions, Game

- 33 Dan Fouts, AFC Divisional, Jan. 2, 1982 at Miami (OT)
- 31 Drew Brees, AFC Wild Card, Jan. 8, 2005 vs. New York Jets
- 28 Stan Humphries, AFC Wild Card, Dec. 31, 1995 vs. Indianapolis

Highest Completion Pct, Game (min. 10 att.)

- 75.0 Philip Rivers, AFC Wild Card, Jan. 5, 2014 at Cincinnati
- 73.8 Drew Brees, AFC Wild Card, Jan. 8, 2005 vs. New York Jets
- 73.7 Philip Rivers, AFC Divisional, Jan. 13, 2008 at Indianapolis

Most Yards, Career

- 2,656 Philip Rivers, 2004-19
- 2,125 Dan Fouts, 1973-87
- 1,347 Stan Humphries, 1992-97

Most Yards, Game

- 433 Dan Fouts, AFC Divisional, Jan. 2, 1982 at Miami (OT)
- 336 Dan Fouts, AFC Championship, Jan. 11, 1981 vs. Oakland
- 333 Dan Fouts, AFC First Round, Jan. 9, 1983 at Pittsburgh

Most Touchdowns, Career

- 14 Philip Rivers, 2004-19
- 12 Dan Fouts, 1973-87
- 6 Stan Humphries, 1992-97

Most Touchdowns, Game

- 3 (5x) Last: Philip Rivers, AFC Divisional, Jan. 13, 2019 at New England
- 2 (6x) Last: Philip Rivers, AFC Divisional, Jan. 12, 2014 at Denver
- 1 (10x) Last: Justin Herbert, AFC Wild Card, Jan. 14, 2023 at Jacksonville

Highest Passer Rating, Career (min. 40 att.)

- 101.2 Drew Brees, 2001-04
- 84.7 Justin Herbert, 2020-22
- 84.2 Philip Rivers, 2004-19

Highest Passer Rating, Game (min. 10 att.)

- 145.3 Tobin Rote, AFL Championship, Jan. 5, 1964 vs. Boston
- 133.2 Philip Rivers, AFC Divisional, Jan. 13, 2008 at Indianapolis
- 132.1 John Hadl, AFL Championship, Jan. 5, 1964 vs. Boston

Most Games 300 Yards or More, Career

- 5 Dan Fouts, 1973-87
- 2 Philip Rivers, 2004-19
- 1 Drew Brees, 2001-04

Most Games 400 Yards or More, Career

- 1 Dan Fouts, 1973-87

Longest Completion

- 62t Philip Rivers, AFC Divisional, Jan. 11, 2009 at Pittsburgh
- 58 Philip Rivers, AFC Divisional, Jan. 14, 2007 vs. New England
- 56t Philip Rivers, AFC Divisional, Jan. 13, 2008 at Indianapolis

Most Interceptions, Career

- 16 Dan Fouts, 1973-87
- 13 Stan Humphries, 1992-97
- 10 Philip Rivers, 2004-19

Most Interceptions, Game

- 5 Dan Fouts, AFC Second Round, Jan. 16, 1983 at Miami
- Dan Fouts, AFC Divisional, Dec. 29, 1979 vs. Houston Oilers
- 4 (3x) Last: Stan Humphries, AFC Wild Card, Dec. 31, 1995 vs. Indianapolis
- 2 (9x) Last: Philip Rivers, AFC Divisional, Jan. 17, 2010 vs. New York Jets

RECEIVING

Most Receptions, Career

- 51 Antonio Gates, 2003-18
- 39 Ronnie Harmon, 1990-95
- 30 Charlie Joiner, 1976-86

Most Receptions, Game

- 13 Kellen Winslow, AFC Divisional, Jan. 2, 1982 at Miami (OT)
- 10 Ronnie Harmon, AFC Wild Card, Dec. 31, 1995 vs. Indianapolis
- 9 (4x) Last: Eric Parker, AFC Wild Card, Jan. 8, 2005 vs. New York Jets

Most Yards, Career

- 540 Antonio Gates, 2003-18
- 539 Charlie Joiner, 1976-86
- 503 Vincent Jackson, 2005-09

Most Yards, Game

- 166 Kellen Winslow, AFC Divisional, Jan. 2, 1982 at Miami (OT)
- 142 Keenan Allen, AFC Divisional, Jan. 12, 2014 at Denver
- 133 Ronnie Harmon, AFC Wild Card, Dec. 31, 1995 vs. Indianapolis

Most Touchdowns, Career

- 4 Kellen Winslow, 1979-87
- Charlie Joiner, 1976-86
- 3 Keenan Allen, 2013-22
- Vincent Jackson, 2005-11
- 2 (5x) Last: Antonio Gates, 2003-18

Most Touchdowns, Game

- 2 (4x) Last: Keenan Allen, AFC Divisional, Jan. 12, 2014 at Denver
- 1 (31x) Last: Gerald Everett, AFC Wild Card, Jan. 14, 2023 at Jacksonville

SCRIMMAGE YARDS

Most, Career

- 644 Chuck Muncie, 1980-84
- 540 Antonio Gates, 2003-18
- 539 Charlie Joiner, 1976-86

Most, Game

- 329 Keith Lincoln, AFL Championship, Jan. 5, 1964 vs. Boston
- 187 LaDainian Tomlinson, AFC Divisional, Jan. 14, 2007 vs. New England
- 170 Paul Lowe, AFL Championship, Jan. 1, 1961 at Houston Oilers

INTERCEPTIONS

Most Interceptions, Career

- 3 Asante Samuel, 2020-22
- Drayton Florence, 2003-07
- Glen Edwards, 1978-81
- 2 (5x) Last: Quentin Jammer, 2002-09
- 1 (21x) Last: Drue Tranquill, 2019-22

Most Interceptions, Game

- 3 Asante Samuel, AFC Wild Card, Jan. 14, 2023 at Jacksonville
- 2 (4x) Last: Glen Edwards, AFC Divisional, Jan. 3, 1981 vs. Buffalo
- 1 (29x) Last: Drue Tranquill, AFC Wild Card, Jan. 14, 2023 at Jacksonville

Most Interception Return Yards, Career

- 62 Glen Edwards, 1978-81
- 45 Bud Whitehead, 1961-68
- 40 Darren Carrington, 1991-94

Most Interception Return Yards, Game

- 45 Bud Whitehead, AFL Championship, Dec. 24, 1961 vs. Houston Oilers
- 40 Darren Carrington, AFC Wild Card, Jan. 12, 1993 vs. Kansas City
- 35 Bruce Laird, AFC First Round, Jan. 9, 1983 at Pittsburgh
- Glen Edwards, AFC Divisional, Jan. 2, 1982 at Miami (OT)

Longest Interception Return

- 40 Darren Carrington, AFC Wild Card, Jan. 12, 1993 vs. Kansas City
- 30 Shareece Wright, AFC Wild Card, Jan. 5, 2014 at Cincinnati
- Antonio Cromartie, AFC Divisional, Jan. 13, 2008 at Indianapolis
- 24 Quentin Jammer, AFC Divisional, Jan. 17, 2010 vs. New York Jets

SACKS

Most, Career (since 1982)

- 3.0 Shawn Lee, 1992-95
- 2.5 Leslie O'Neal, 1992-95
- 2.0 Melvin Ingram, 2012-20
- Eric Weddle, 2007-15
- Luis Castillo, 2005-11
- Shawne Merriman, 2005-10
- Raylee Johnson, 1993-2003
- Burt Grossman, 1989-93

Most, Game (since 1982)

- 2.5 Leslie O'Neal, AFC Wild Card, Jan. 2, 1993 vs. Kansas City
- 2.0 (6x) Last: Melvin Ingram, AFC Wild Card, Jan. 6, 2019 at Baltimore
- 1.5 Steve Foley, AFC Wild Card, Jan. 8, 2005 vs. New York Jets

PUNTING

Most Punts, Career

- 52 Mike Scifres, 2003-13
- 13 John Kidd, 1990-94
- 11 Donnie Jones, 2018
- Bryan Wagner, 1994

Most Punts, Game

- 7 Mike Scifres, AFC Divisional, Jan. 14, 2007 vs. New England
- John Kidd, AFC Divisional, Jan. 10, 1993 at Miami
- 6 (7x) Last: Donnie Jones, AFC Divisional, Jan. 13, 2019 at New England
- 5 (7x) Last: JK Scott, AFC Wild Card, Jan. 14, 2023 at Jacksonville

Most Yards, Career

- 2,330 Mike Scifres, 2003-13
- 587 John Kidd, 1990-94
- 474 Bryan Wagner, 1994

Most Yards, Game

- 324 John Kidd, AFC Divisional, Jan. 10, 1993 at Miami
- 316 Mike Scifres, AFC Wild Card, Jan. 3, 2009 vs. Indianapolis (OT)
- 297 Mike Scifres, AFC Wild Card, Jan. 17, 2010 vs. New York Jets

Longest Punt

- 67 Mike Scifres, AFC Wild Card, Jan. 3, 2009 vs. Indianapolis (OT)
- 66 Mike Scifres, AFC Divisional, Jan. 13, 2008 at Indianapolis
- 65 Darren Bennett, AFC Wild Card, Dec. 31, 1995 vs. Indianapolis

Highest, Career (minimum 4 punts)

- 45.2 John Kidd, 1990-94
- 44.8 Mike Scifres, 2003-13
- 43.9 John Hadl, 1962-72

Highest, Game (minimum 2 punts)

- 59.0 Mike Scifres, AFC Divisional, Jan. 13, 2008 at Indianapolis
- 54.5 Darren Bennett, AFC Wild Card, Dec. 31, 1995 vs. Indianapolis
- 52.7 Mike Scifres, AFC Wild Card, Jan. 3, 2009 vs. Indianapolis (OT)

PUNT RETURNS

Most Returns, Career

- 12 Darren Sproles, 2005-09
- 8 Mike Fuller, 1975-80
- 7 Eric Parker, 2002-06

Most Returns, Game

- 5 Eric Parker, AFC Divisional, Jan. 14, 2007 vs. New England
- 4 (2x) Last: Desmond King, AFC Wild Card, Jan. 6, 2019 at Baltimore
- 3 (6x) Last: Darren Sproles, AFC Wild Card, Jan. 3, 2009 vs. Indianapolis (OT)

Most Yards, Career

- 107 Darren Sproles, 2005-09
- 99 Mike Fuller, 1975-80
- 63 Wes Chandler, 1981-87

Most Yards, Game

- 72 Darren Sproles, AFC Wild Card, Jan. 3, 2009 vs. Indianapolis (OT)
- 56 Wes Chandler, AFC Divisional, Jan. 2, 1982 at Miami (OT)
- 46 Desmond King, AFC Wild Card, Jan. 6, 2019 at Baltimore

Longest Return

- 56t Wes Chandler, AFC Divisional, Jan. 2, 1982 at Miami (OT)
- 33 Desmond King, AFC Wild Card, Jan. 6, 2019 at Baltimore

Most Touchdowns, Career

- 1 Wes Chandler, 1981-87

KICKOFF RETURNS

Most Returns, Career

- 21 Darren Sproles, 2005-09
- 19 Andre Coleman, 1994-96
- 17 James Brooks, 1981-83

Most Returns, Game

- 8 Andre Coleman, Super Bowl XXIX, Jan. 29, 1995 vs. San Francisco
- 6 Andre Coleman, AFC Wild Card, Dec. 31, 1995 vs. Indianapolis
- 5 (6x) Last: Desmond King, AFC Divisional, Jan. 13, 2019 at New England

Most Yards, Career

- 537 Darren Sproles, 2005-09
- 483 Andre Coleman, 1994-96
- 283 James Brooks, 1981-83

Most Yards, Game

- 244 Andre Coleman, Super Bowl XXIX, Jan. 29, 1995 vs. San Francisco
- 164 Darren Sproles, AFC Divisional, Jan. 11, 2009 at Pittsburgh
- 147 Leslie "Speedy" Duncan, AFL Championship, Dec. 26, 1964 at Buffalo

Longest Return

- 98t Andre Coleman, Super Bowl XXIX, Jan. 29, 1995 vs. San Francisco
- 72 Desmond King, AFC Wild Card, Jan. 6, 2019 at Baltimore
- 63 Darren Sproles, AFC Divisional, Jan. 11, 2009 at Pittsburgh

Most Touchdowns, Career

- 1 Andre Coleman, 1994-96

SERVICE

Most Games

- 12 Antonio Gates, 2003-18
- David Binn, 1994-2010
- 11 Philip Rivers, 2004-19
- 10 Nick Hardwick, 2004-13
- Mike Scifres, 2004-13

TEAM POSTSEASON RECORDS

*NFL Record

POINTS

Most, Quarter

- 24 AFC Championship, Jan. 2, 1982 at Miami (1st Q)
- 21 AFL Championship,
Jan. 5, 1964 vs. Boston (1st Q)
- 17 AFC Wild Card, Jan. 14, 2023 at Jax. (1st Q)
- AFC Divisional, Jan. 10, 2014 at Den. (4th Q)

Most, Quarter, Opponent

- 21 AFC Divisional,
Jan. 13, 2019 at New England (2nd Q)
- AFC Divisional, Jan. 10, 1993 at Mia. (2nd Q)
- AFC Championship,
Jan. 11, 1981 vs. Oakland (1st Q)
- 20 AFC Second Round,
Jan. 16, 1983 at Miami (2nd Q)
- 14 (11x) Last: AFC Wild Card, Jan. 6, 2019 at Bal.

Most Quarter, Both Teams

- 33 AFC Second Round,
Jan. 16, 1983 at Miami (2nd Q)
- 28 (4x) Last: AFC Divisional,
Jan. 11, 2009 at Pittsburgh (4th Q)
- 25 AFC Wild Card, Jan. 6, 2019 at Bal. (4th Q)

Most, Game

- 51 AFL Championship, Jan. 5, 1964 vs. Boston
- 41 AFC Divisional, Jan. 2, 1982 at Miami (OT)
- 31 AFC First Round, Jan. 9, 1983 at Pittsburgh

Most, Game, Opponent

- 49 Super Bowl XXIX, Jan. 29, 1995 vs. S.F.
- 41 AFC Divisional, Jan. 13, 2019 at New England
- 38 AFC Divisional, Jan. 2, 1982 at Miami (OT)

Most, Game, Both Teams

- 79 AFC Divisional, Jan. 2, 1982 at Miami (OT)
- 75 Super Bowl XXIX, Jan. 29, 1995 vs. S.F.
- 69 AFC Divisional, Jan. 13, 2019 at New England

Fewest, Game

- 0 AFC Divisional, Jan. 10, 1993 at Miami
- AFL Championship, Dec. 26, 1965 vs. Buffalo
- 3 AFL Championship,
Dec. 24, 1961 vs. Houston Oilers
- 7 AFC Championship,
Jan. 10, 1982 at Cincinnati
- AFL Championship, Dec. 26, 1964 at Buffalo

Fewest, Game, Opponent

- 0 AFC Wild Card, Jan. 2, 1993 vs. Kansas City
- 6 AFC Wild Card, Jan. 6, 2008 vs. Tennessee
- 10 (3x) Last: AFC Wild Card,
Jan. 5, 2014 at Cincinnati

Fewest, Game, Both Teams

- 13 AFL Championship,
Dec. 24, 1961 vs. Houston Oilers
- 17 AFC Wild Card, Jan. 2, 1993 vs. Kansas City
- 23 (2x) Last: AFC Wild Card,
Jan. 6, 2008 vs. Tennessee

TOUCHDOWNS

Most, Game

- 7 AFL Championship, Jan. 5, 1964 vs. Boston
- 5 AFC Divisional, Jan. 2, 1982 at Miami (OT)
- 4 (3x) Last: AFC Divisional,
Jan. 13, 2019 at New England

Most, Game, Opponent

- 7 Super Bowl XXIX, Jan. 29, 1995 vs. S.F.
- 5 (4x) Last: AFC Divisional,
Jan. 13, 2019 at New England
- 4 (5x) Last: AFC Wild Card,
Jan. 14, 2023 at Jacksonville

Most, Game, Both Teams

- 10 Super Bowl XXIX, Jan. 29, 1995 vs. S.F.
- AFC Divisional, Jan. 2, 1982 at Miami (OT)
- 9 AFC Divisional, Jan. 13, 2019 at New England
- 8 (3x) Last: AFC Divisional,
Jan. 11, 2009 at Pittsburgh

POINTS AFTER TOUCHDOWN

Most, Game

- 6 AFL Championship, Jan. 5, 1964 vs. Boston
- 5 AFC Divisional, Jan. 2, 1982 at Miami (OT)
- 4 (2x) Last: AFC Divisional,
Jan. 13, 2008 at Indianapolis

Most, Game, Opponent

- 7 Super Bowl XXIX, Jan. 29, 1995 vs. S.F.
- 5 (4x) Last: AFC Divisional,
Jan. 13, 2019 at New England
- 4 (4x) Last: AFC Divisional,
Jan. 10, 1993 at Miami

Most, Game, Both Teams

- 10 Super Bowl XXIX, Jan. 29, 1995 vs. S.F.
- AFC Divisional, Jan. 2, 1982 at Miami (OT)
- 8 (2x) Last: AFC Divisional,
Jan. 11, 2009 at Pittsburgh
- 7 (5x) Last: AFC Divisional,
Jan. 13, 2019 at New England

Most Two-Point Conversions, Game

- 2 Super Bowl XXIX, Jan. 29, 1995 vs. S.F.
- 1 AFC Divisional, Jan. 13, 2019 at New England

Most Two-Point Conversions, Game, Opponent

- 1 AFC Wild Card, Jan. 14, 2023 at Jacksonville
- AFC Divisional, Jan. 14, 2007 vs. N.E.

FIELD GOALS

Most, Game

- 5 AFC Wild Card, Jan. 6, 2019 at Baltimore
- 4 AFC Championship, Jan. 20, 2008 at N.E.
- 3 AFC Wild Card, Jan. 14, 2023 at Jacksonville
- AFL Championship,
Jan. 1, 1961 at Houston Oilers

Most, Game, Opponent

- 4 AFC Championship, Jan. 20, 2008 at N.E.
- 3 (2x) Last: AFC Divisional,
Jan. 14, 2007 at New England
- 2 (7x) Last: AFC Divisional,
Jan. 13, 2019 at New England

Most, Game, Both Teams

- 6 AFC Wild Card, Jan. 6, 2019 at Baltimore
- 4 (4x) Last: AFC Wild Card,
Jan. 14, 2023 at Jacksonville
- 3 (7x) Last: AFC Wild Card,
Jan. 5, 2014 at Cincinnati

FIRST DOWNS

Most, Game

- 33 AFC Divisional, Jan. 2, 1982 at Miami (OT)
- 29 AFC First Round, Jan. 9, 1983 at Pittsburgh
- 28 AFC Divisional, Jan. 8, 1995 vs. Miami

Most, Game, Opponent

- 30 AFC Divisional, Jan. 13, 2019 at New England
- 29 AFC Second Round, Jan. 16, 1983 at Miami
- 28 Super Bowl XXIX, Jan. 29, 1995 vs. S.F.

Most, Game, Both Teams

- 58 AFC Divisional, Jan. 2, 1982 at Miami (OT)
- 55 AFC First Round, Jan. 9, 1983 at Pittsburgh
- 52 AFC Divisional, Jan. 13, 2019 at New England

Fewest, Game

- 10 AFC Divisional, Jan. 10, 1993 at Miami
- 12 AFL Championship, Dec. 26, 1965 vs. Buffalo
- 13 (2x) Last: AFC Divisional,
Jan. 12, 2014 at Denver

Fewest, Game, Opponent

- 11 AFC Wild Card, Jan. 6, 2019 at Baltimore
- 14 (3x) Last: AFC Divisional,
Jan. 17, 2010 vs. New York Jets
- 15 (2x) Last: AFC Wild Card,
Jan. 6, 2008 vs. Tennessee

Fewest, Game, Both Teams

- 25 AFC Wild Card, Jan. 6, 2019 at Baltimore
- 26 AFL Championship, Dec. 26, 1965 vs. Buffalo
- 28 AFC Divisional, Jan. 10, 1993 at Miami

FIRST DOWNS RUSHING

Most, Game

- 12 AFC Divisional, Jan. 14, 2007 at N.E.
- AFC Divisional, Jan. 8, 1995 vs. Miami
- 11 (5x) Last: AFC Wild Card,
Jan. 3, 2009 vs. Indianapolis (OT)
- 10 AFC Divisional, Jan. 2, 1982 at Miami (OT)

Most, Game, Opponent

- 15 AFC Second Round, Jan. 16, 1983 at Miami
- 13 (2x) Last: AFC Divisional,
Jan. 12, 2014 at Denver
- 12 (2x) Last: AFC Divisional,
Jan. 11, 2009 at Pittsburgh

Most, Game, Both Teams

- 20 AFC Second Round, Jan. 16, 1983 at Miami
- 19 (2x) Last: AFC Wild Card,
Jan. 5, 2014 at Cincinnati
- 17 (3x) Last: AFC Championship,
Jan. 20, 2008 at New England

Fewest, Game

- 1 (2x) Last: AFC Divisional,
Jan. 12, 2014 at Denver
- 2 (2x) Last: AFC Divisional,
Jan. 13, 2019 at New England
- 3 (2x) Last: AFC Wild Card,
Jan. 6, 2019 at Baltimore

Fewest, Game, Opponent

- 2 AFC Divisional, Jan. 8, 1995 vs. Miami
- 3 (3x) Last: AFC Divisional,
Jan. 14, 2007 at New England
- 4 (5x) Last: AFC Wild Card,
Jan. 6, 2019 at Baltimore

Fewest, Game, Both Teams

- 7 AFC Wild Card, Jan. 6, 2019 at Baltimore
- 8 (3x) Last: AFC Divisional,
Jan. 17, 2010 vs. New York Jets
- 9 AFC Wild Card, Jan. 14, 2023 at Jacksonville
- AFL Championship, Dec. 26, 1965 vs. Buffalo

FIRST DOWNS PASSING

Most, Game

- 21 AFC Divisional, Jan. 2, 1982 at Miami (OT)
- 20 AFC Wild Card, Dec. 31, 1995 vs. Indianapolis
- 19 AFC First Round, Jan. 9, 1983 at Pittsburgh

Most, Game, Opponent

- 21 AFC Divisional, Jan. 13, 2008 at Indianapolis
- AFC Divisional, Jan. 2, 1982 at Miami (OT)
- 20 AFC Wild Card, Jan. 5, 2014 at Cincinnati
- 19 AFC First Round, Jan. 9, 1983 at Pittsburgh

Most, Game, Both Teams

- 42 AFC Divisional, Jan. 2, 1982 at Miami (OT)
- 38 AFC First Round, Jan. 9, 1983 at Pittsburgh
- 35 AFC Divisional, Jan. 13, 2008 at Indianapolis

Fewest, Game

- 7 (5x) Last: AFC Divisional, Jan. 10, 1993 at Miami
- 8 (3x) Last: AFC Wild Card, Jan. 6, 2019 at Baltimore
- 9 (4x) Last: AFC Wild Card, Jan. 5, 2014 at Cincinnati

Fewest, Game, Opponent

- 5 AFC Divisional, Dec. 29, 1979 vs. Houston Oilers
- 6 AFC Divisional, Jan. 17, 2010 vs. N.Y. Jets
- 7 AFC Wild Card, Jan. 6, 2019 at Baltimore

Fewest, Game, Both Teams

- 15 (2x) Last: AFC Wild Card, Jan. 6, 2019 at Baltimore
- 16 (3x) Last: AFC Divisional, Jan. 10, 1993 at Miami
- 17 (2x) Last: AFC Wild Card, Jan. 2, 1993 vs. Kansas City

TOTAL NET YARDS GAINED

Most, Game

- 601 AFL Championship, Jan. 5, 1964 vs. Boston
- 564 AFC Divisional, Jan. 2, 1982 at Miami (OT)
- 479 AFC First Round, Jan. 9, 1983 at Pittsburgh

Most, Game, Opponent

- 498 AFC Divisional, Jan. 13, 2019 at New England
- 466 AFC Divisional, Jan. 2, 1982 at Miami (OT)
- 449 Super Bowl XXIX, Jan. 29, 1995 vs. S.F.

Most, Game, Both Teams

- 1,030 AFC Divisional, Jan. 2, 1982 at Miami (OT)
- 901 AFC First Round, Jan. 9, 1983 at Pittsburgh
- 862 AFL Championship, Jan. 5, 1964 vs. Boston

NET YARDS GAINED RUSHING

Most, Game

- 309 AFL Championship, Jan. 5, 1964 vs. Boston
- 202 AFC Wild Card, Jan. 8, 1995 vs. Miami
- 196 AFC Wild Card, Jan. 5, 2014 at Cincinnati

Most, Game, Opponent

- 219 AFL Championship, Dec. 26, 1964 vs. Buffalo
- 214 AFC Second Round, Jan. 16, 1983 at Miami
- 178 AFC Wild Card, Dec. 31, 1995 vs. Indianapolis

Most, Game, Both Teams

- 384 AFL Championship, Jan. 5, 1964 vs. Boston
- 343 AFL Championship, Dec. 26, 1964 vs. Buffalo
- 323 AFC Wild Card, Dec. 31, 1995 vs. Indianapolis

NET YARDS GAINED PASSING

Most, Game

- 415 AFC Divisional, Jan. 2, 1982 at Miami (OT)
- 351 AFC Championship, Jan. 11, 1981 vs. Oakland
- 333 AFC First Round, Jan. 9, 1983 at Pittsburgh

Most, Game, Opponent

- 402 AFC Divisional, Jan. 13, 2008 at Indianapolis
- 388 AFC Divisional, Jan. 2, 1982 at Miami (OT)
- 349 AFC Championship, Jan. 15, 1995 at Pit.

Most, Game, Both Teams

- 803 AFC Divisional, Jan. 2, 1982 at Miami (OT)
- 714 AFC Divisional, Jan. 13, 2008 at Indianapolis
- 659 AFC Divisional, Jan. 13, 2019 at New England

LEAGUE

STATS

2024 NATIONAL FOOTBALL LEAGUE

TEAM OFFENSIVE TOTALS

CATEGORY	BAL	BUF	CIN	CLE	DEN	HOU	IND	JAX	KC	LAC	LV
GAMES (W-L-T)	0-2-0	2-0-0	0-2-0	1-1-0	0-2-0	2-0-0	0-2-0	0-2-0	2-0-0	2-0-0	1-1-0
FIRST DOWNS	46	36	31	32	26	41	33	35	40	32	32
Rushing	18	15	11	12	12	15	17	14	13	15	2
Passing	25	16	18	15	14	24	14	17	22	14	26
Penalty	3	5	2	5	0	2	2	4	5	3	4
YDS GAINED (tot)	835	599	544	527	526	727	641	590	639	665	556
Avg per Game	417.5	299.5	272.0	263.5	263.0	363.5	320.5	295.0	319.5	332.5	278.0
RUSHING (net)	336	238	144	218	163	288	244	255	221	395	98
Avg per Game	168.0	119.0	72.0	109.0	81.5	144.0	122.0	127.5	110.5	197.5	49.0
Rushes	59	59	38	48	44	62	40	47	52	71	39
Yards per Rush	5.7	4.0	3.8	4.5	3.7	4.7	6.1	5.4	4.3	5.6	2.5
PASSING (net)	499	361	400	309	363	439	397	335	418	270	458
Avg per Game	249.5	180.5	200.0	154.5	181.5	219.5	198.5	167.5	209.0	135.0	229.0
Attempts	75	42	65	79	77	68	53	51	53	46	71
Completions	47	31	44	46	46	47	26	26	38	31	55
Completion Pct	62.7%	73.8%	67.7%	58.2%	59.7%	69.1%	49.1%	51.0%	71.7%	67.4%	77.5%
Yards Gained	520	371	422	355	384	494	416	382	442	274	533
Sacked	3	2	6	8	4	7	3	7	4	2	9
Yards Lost	21	10	22	46	21	55	19	47	24	4	75
Had Intercepted	1	0	0	2	4	0	4	0	3	1	2
Yards Opp Ret	0	0	0	9	9	0	19	0	12	0	3
Opp TDs on Int	0	0	0	0	0	0	0	0	0	0	0
PUNTS	6	5	6	12	14	8	6	9	5	10	8
Avg Yards	41.3	46.8	59.3	47.9	50.3	40.4	52.2	51.9	51.2	46.1	49.1
PUNT RETURNS	2	1	5	8	8	3	0	2	2	2	5
Avg Return	9.0	7.0	6.2	12.1	8.4	3.7	0.0	5.5	6.5	12.0	8.8
Returned for TD	0	0	0	0	0	0	0	0	0	0	0
KICKOFF RETURNS	2	2	2	5	3	3	4	3	2	2	3
Avg Return	23.0	39.0	24.0	24.4	23.0	32.7	27.3	18.7	28.5	24.0	29.3
Returned for TD	0	0	0	0	0	0	0	0	0	0	0
PENALTIES	18	10	10	24	17	17	7	14	10	10	5
Yards Penalized	173	70	89	164	184	145	40	123	89	65	30
FUMBLES BY	1	2	6	2	2	1	3	3	1	1	3
Fumbles Lost	1	1	3	0	1	1	0	1	1	1	2
Opp Fumbles	1	1	2	2	2	0	2	1	4	2	0
Opp Fumbles Lost	0	1	1	0	1	0	1	0	2	2	0
POSS. TIME (avg)	31:30	27:06	28:43	32:39	29:28	34:24	19:55	26:14	27:24	32:17	31:14
TOUCHDOWNS	4	8	3	3	1	4	5	3	6	5	3
Rushing	2	4	1	2	1	1	2	2	2	2	1
Passing	2	3	2	1	0	3	3	1	3	3	2
Returns	0	1	0	0	0	0	0	0	1	0	0
EXTRA POINT KICKS	4/4	8/8	2/3	3/3	1/1	3/3	4/4	3/3	5/5	3/4	3/3
2-PT CONVERSIONS	0/0	0/0	0/0	0/0	0/0	0/1	0/1	0/0	0/1	0/1	0/0
FIELD GOALS MADE/ATTEMPTED	5/7	3/4	5/5	4/4	5/5	7/7	1/2	3/4	4/4	5/5	5/6
POINTS SCORED	43	65	35	35	26	48	37	30	53	48	36

2024 NATIONAL FOOTBALL LEAGUE

TEAM DEFENSIVE TOTALS

CATEGORY	BAL	BUF	CIN	CLE	DEN	HOU	IND	JAX	KC	LAC	LV
POINTS ALLOWED	53	38	42	46	39	40	45	38	45	13	45
OPP FIRST DOWNS	39	38	36	33	35	29	45	35	43	21	32
Rushing	5	15	20	14	9	12	24	12	19	5	10
Passing	29	22	13	17	18	11	19	18	22	15	20
Penalty	5	1	3	2	8	6	2	5	2	1	2
OPP YARDS GAINED (tot)	613	621	576	588	555	508	800	697	772	455	699
Avg per Game	306.5	310.5	288.0	294.0	277.5	254.0	400.0	348.5	386.0	227.5	349.5
OPP RUSHING (net)	99	263	319	229	287	175	474	206	259	161	327
Avg per Game	49.5	131.5	159.5	114.5	143.5	87.5	237.0	103.0	129.5	80.5	163.5
Rushes	37	59	71	46	69	44	93	54	54	40	54
Yards per Rush	2.7	4.5	4.5	5.0	4.2	4.0	5.1	3.8	4.8	4.0	6.1
OPP PASSING (net)	514	358	257	359	268	333	326	491	513	294	372
Avg per Game	257.0	179.0	128.5	179.5	134.0	166.5	163.0	245.5	256.5	147.0	186.0
Pass Attempts	66	70	49	62	45	56	46	71	77	59	60
Pass Completions	50	46	33	33	31	32	36	45	49	43	38
Completion Pct	75.8%	65.7%	67.4%	53.2%	68.9%	57.1%	78.3%	63.4%	63.6%	72.9%	63.3%
Yards Gained	567	387	272	399	288	386	356	524	531	341	391
Sacked	7	6	3	7	4	9	4	5	4	6	3
Yards Lost	53	29	15	40	20	53	30	33	18	47	19
INTERCEPTED BY	2	3	2	0	1	3	0	0	0	2	1
Yards Returned	0	62	12	0	21	9	0	0	0	6	0
Returned for TD	0	1	0	0	0	0	0	0	0	0	0
OPP PUNT RETURNS	3	1	3	6	6	1	1	6	2	3	2
Avg Return	5.3	6.0	7.7	17.3	4.5	1.0	0.0	6.3	6.0	13.7	12.0
Returned for TD	0	0	0	1	0	0	0	0	0	0	0
OPP KICKOFF RETURNS	4	3	1	2	4	6	0	1	2	4	3
Avg Return	29.3	41.0	27.0	23.0	21.8	26.5	0.0	25.0	24.0	27.3	27.0
Returned for TD	0	1	0	0	0	0	0	0	0	0	0
OPP TOUCHDOWNS	5	4	4	4	4	5	4	3	4	1	4
Rushing	3	1	1	2	2	3	1	2	1	0	2
Passing	2	2	2	1	2	2	3	1	3	1	2
Returns	0	1	1	1	0	0	0	0	0	0	0

2024 NATIONAL FOOTBALL LEAGUE

TEAM OFFENSIVE TOTALS

CATEGORY	MIA	NE	NYJ	PIT	TEN	ARI	ATL	CAR	CHI	DAL	DET
GAMES (W-L-T)	1-1-0	1-1-0	1-1-0	2-0-0	0-2-0	1-1-0	1-1-0	0-2-0	1-1-0	1-1-0	1-1-0
FIRST DOWNS	38	36	30	32	36	42	37	18	26	35	47
Rushing	13	19	9	13	18	21	15	6	9	12	19
Passing	23	15	20	13	13	19	19	10	12	21	23
Penalty	2	2	1	6	5	2	3	2	5	2	5
YDS GAINED (tot)	751	600	531	521	544	759	611	352	353	618	826
Avg per Game	375.5	300.0	265.5	260.5	272.0	379.5	305.5	176.0	176.5	309.0	413.0
RUSHING (net)	220	355	169	278	270	355	241	148	155	170	302
Avg per Game	110.0	177.5	84.5	139.0	135.0	177.5	120.5	74.0	77.5	85.0	151.0
Rushes	59	75	43	77	54	65	50	38	44	46	58
Yards per Rush	3.7	4.7	3.9	3.6	5.0	5.5	4.8	3.9	3.5	3.7	5.2
PASSING (net)	531	245	362	243	274	404	370	204	198	448	524
Avg per Game	265.5	122.5	181.0	121.5	137.0	202.0	185.0	102.0	99.0	224.0	262.0
Attempts	76	51	59	43	60	52	55	57	66	74	84
Completions	48	30	37	30	38	38	36	31	37	47	53
Completion Pct	63.2%	58.8%	62.7%	69.8%	63.3%	73.1%	65.5%	54.4%	56.1%	63.5%	63.1%
Yards Gained	563	270	379	273	319	428	396	245	267	478	541
Sacked	5	4	3	4	7	5	3	6	9	6	2
Yards Lost	32	25	17	30	45	24	26	41	69	30	17
Had Intercepted	3	0	1	0	3	0	2	3	2	2	3
Yards Opp Ret	62	0	0	0	52	0	49	5	9	47	21
Opp TDs on Int	1	0	0	0	1	0	0	0	0	0	0
PUNTS	5	11	9	11	11	3	6	12	12	7	6
Avg Yards	49.2	53.8	51.3	51.8	44.9	46.0	49.8	41.8	46.2	49.6	49.5
PUNT RETURNS	3	3	4	9	9	3	3	1	6	5	6
Avg Return	4.3	11.3	9.8	8.2	7.4	12.0	13.0	13.0	10.8	19.2	8.3
Returned for TD	0	0	0	0	0	0	0	0	0	1	0
KICKOFF RETURNS	0	1	5	1	7	3	3	12	4	6	3
Avg Return	0.0	27.0	26.8	13.0	25.6	41.0	26.0	26.1	29.3	25.8	27.0
Returned for TD	0	0	0	0	0	1	0	0	0	0	0
PENALTIES	16	8	10	19	13	10	8	15	16	15	10
Yards Penalized	153	82	80	138	95	83	74	170	115	111	127
FUMBLES BY	0	2	1	2	2	3	2	1	3	2	0
Fumbles Lost	0	0	1	0	2	2	1	1	1	0	0
Opp Fumbles	3	3	1	1	3	2	1	2	2	1	2
Opp Fumbles Lost	1	2	1	1	1	2	0	2	2	0	0
POSS. TIME (avg)	34:45	33:23	25:42	33:58	32:26	33:12	24:23	23:32	28:10	29:18	30:37
TOUCHDOWNS	3	3	6	1	4	8	3	1	3	4	4
Rushing	1	2	2	0	2	2	0	1	1	1	3
Passing	2	1	4	1	2	4	3	0	0	2	1
Returns	0	0	0	0	0	2	0	0	2	1	0
EXTRA POINT KICKS	3/3	3/3	4/4	1/1	4/4	7/7	2/2	1/1	2/2	4/4	3/3
2-PT CONVERSIONS	0/0	0/0	0/2	0/0	0/0	1/1	0/1	0/0	1/1	0/0	0/0
FIELD GOALS MADE/ATTEMPTED	3/4	5/6	1/1	8/8	2/2	4/4	4/4	2/2	5/5	8/8	5/5
POINTS SCORED	30	36	43	31	34	69	32	13	37	52	42

2024 NATIONAL FOOTBALL LEAGUE

TEAM DEFENSIVE TOTALS

CATEGORY	MIA	NE	NYJ	PIT	TEN	ARI	ATL	CAR	CHI	DAL	DET
POINTS ALLOWED	48	33	49	16	48	44	39	73	36	61	40
OPP FIRST DOWNS	30	31	44	28	27	37	38	43	31	39	40
Rushing	14	10	19	11	12	12	19	23	13	20	11
Passing	13	18	19	16	14	20	18	15	17	16	24
Penalty	3	3	6	1	1	5	1	5	1	3	5
OPP YARDS GAINED (tot)	514	582	701	521	413	597	635	728	554	662	603
Avg per Game	257.0	291.0	350.5	260.5	206.5	298.5	317.5	364.0	277.0	331.0	301.5
OPP RUSHING (net)	236	116	310	153	185	183	323	399	215	283	153
Avg per Game	118.0	58.0	155.0	76.5	92.5	91.5	161.5	199.5	107.5	141.5	76.5
Rushes	52	35	66	41	46	53	78	81	48	58	46
Yards per Rush	4.5	3.3	4.7	3.7	4.0	3.5	4.1	4.9	4.5	4.9	3.3
OPP PASSING (net)	278	466	391	368	228	414	312	329	339	379	450
Avg per Game	139.0	233.0	195.5	184.0	114.0	207.0	156.0	164.5	169.5	189.5	225.0
Pass Attempts	40	73	57	61	59	50	53	44	68	61	68
Pass Completions	25	54	38	36	32	37	40	33	42	35	46
Completion Pct	62.5%	74.0%	66.7%	59.0%	54.2%	74.0%	75.5%	75.0%	61.8%	57.4%	67.7%
Yards Gained	301	491	423	401	269	448	339	330	387	412	502
Sacked	3	6	7	4	4	7	3	2	6	7	7
Yards Lost	23	25	32	33	41	34	27	1	48	33	52
INTERCEPTED BY	0	0	1	4	0	0	1	1	2	3	2
Yards Returned	0	0	0	54	0	0	0	0	52	9	1
Returned for TD	0	0	0	0	0	0	0	0	1	0	0
OPP PUNT RETURNS	1	6	7	5	8	2	5	5	7	5	1
Avg Return	3.0	10.0	7.4	9.6	12.4	9.5	11.2	15.0	5.9	14.4	0.0
Returned for TD	0	0	0	0	0	0	0	0	0	0	0
OPP KICKOFF RETURNS	3	1	2	2	4	2	1	3	8	4	1
Avg Return	23.0	26.0	26.0	28.0	31.0	47.0	27.0	26.0	28.1	24.3	20.0
Returned for TD	0	0	0	0	0	0	0	0	0	0	0
OPP TOUCHDOWNS	6	3	4	1	5	5	2	8	3	8	4
Rushing	3	2	3	0	1	3	1	3	1	5	2
Passing	2	1	1	1	2	2	1	5	2	3	2
Returns	1	0	0	0	2	0	0	0	0	0	0

2024 NATIONAL FOOTBALL LEAGUE

TEAM OFFENSIVE TOTALS

CATEGORY	GB	LAR	MIN	NO	NYG	PHI	SEA	SF	TB	WAS	NFL/Avg
GAMES (W-L-T)	1-1-0	0-2-0	2-0-0	2-0-0	0-2-0	1-1-0	2-0-0	1-1-0	2-0-0	1-1-0	---
FIRST DOWNS	38	40	34	46	32	47	37	48	36	44	36.3
Rushing	20	12	15	28	10	18	10	15	7	21	14.2
Passing	15	24	17	15	19	26	22	29	24	18	18.8
Penalty	3	4	2	3	3	3	5	4	5	5	3.3
YDS GAINED (tot)	797	632	715	811	544	775	662	800	608	724	637.0
Avg per Game	398.5	316.0	357.5	405.5	272.0	387.5	331.0	400.0	304.0	362.0	318.5
RUSHING (net)	424	136	257	370	203	330	192	282	182	353	249.8
Avg per Game	212.0	68.0	128.5	185.0	101.5	165.0	96.0	141.0	91.0	176.5	124.9
Rushes	74	43	50	76	43	75	52	63	53	65	55.1
Yards per Rush	5.7	3.2	5.1	4.9	4.7	4.4	3.7	4.5	3.4	5.4	4.5
PASSING (net)	373	496	458	441	341	445	470	518	426	371	387.2
Avg per Game	186.5	248.0	229.0	220.5	170.5	222.5	235.0	259.0	213.0	185.5	193.6
Attempts	49	76	50	40	70	64	69	65	49	53	60.7
Completions	29	53	36	30	38	43	51	47	36	40	39.5
Completion Pct	59.2%	69.7%	72.0%	75.0%	54.3%	67.2%	73.9%	72.3%	73.5%	75.5%	65.1%
Yards Gained	382	533	476	443	364	461	498	550	474	410	417.0
Sacked	2	7	5	2	6	3	5	9	6	7	5.0
Yards Lost	9	37	18	2	23	16	28	32	48	39	29.8
Had Intercepted	1	1	2	1	2	3	1	1	1	0	1.5
Yards Opp Ret	1	0	26	0	10	34	21	12	1	0	12.6
Opp TDs on Int	0	0	0	0	1	0	0	0	0	0	0.1
PUNTS	5	7	7	3	8	4	10	4	6	3	7.5
Avg Yards	42.6	50.9	45.6	40.7	45.5	48.5	51.0	39.3	44.7	46.3	48.0
PUNT RETURNS	1	2	2	4	1	1	3	3	1	1	3.4
Avg Return	0.0	6.0	5.0	15.0	0.0	9.0	12.7	5.0	15.0	24.0	9.5
Returned for TD	0	0	0	0	0	0	0	0	0	0	0.0
KICKOFF RETURNS	1	2	0	2	7	3	4	1	1	3	3.1
Avg Return	24.0	30.5	0.0	32.5	25.4	21.7	25.0	21.0	22.0	27.7	26.6
Returned for TD	0	0	0	0	0	0	0	0	0	0	0.0
PENALTIES	16	8	14	15	14	16	12	8	11	17	12.9
Yards Penalized	121	60	116	135	115	110	91	70	81	120	106.8
FUMBLES BY	3	1	4	1	2	2	1	3	2	3	2.0
Fumbles Lost	1	1	2	1	1	1	1	1	0	0	0.9
Opp Fumbles	5	2	4	2	1	2	3	4	3	1	2.0
Opp Fumbles Lost	1	1	1	1	1	0	1	2	0	1	0.9
POSS. TIME (avg)	33:42	27:56	26:23	33:35	27:27	34:13	27:58	36:44	29:54	31:56	30:00
TOUCHDOWNS	4	3	6	11	3	6	5	4	6	3	4.3
Rushing	1	2	1	6	1	3	3	3	1	3	1.8
Passing	3	1	4	5	2	3	2	1	5	0	2.2
Returns	0	0	1	0	0	0	0	0	0	0	0.3
EXTRA POINT KICKS	3/3	3/3	6/6	10/11	0/1	5/5	4/4	4/4	6/6	2/2	96.7%
2-PT CONVERSIONS	0/1	0/0	0/0	0/0	0/2	1/1	0/1	0/0	0/0	0/1	20.0%
FIELD GOALS MADE/ATTEMPTED	6/8	3/3	3/3	5/5	2/2	4/4	5/5	7/7	5/5	7/9	92.2%
POINTS SCORED	45	30	51	91	24	55	49	49	57	41	42.7

2024 NATIONAL FOOTBALL LEAGUE

TEAM DEFENSIVE TOTALS

CATEGORY	GB	LAR	MIN	NO	NYG	PHI	SEA	SF	TB	WAS	NFL/Avg
POINTS ALLOWED	44	67	23	29	49	51	40	42	36	55	42.7
OPP FIRST DOWNS	44	45	38	31	39	41	32	31	48	40	36.3
Rushing	16	26	10	7	16	16	15	11	19	9	14.2
Passing	24	16	25	20	19	20	15	20	23	26	18.8
Penalty	4	3	3	4	4	5	2	0	6	5	3.3
OPP YARDS GAINED (tot)	748	852	639	546	737	799	541	669	762	696	637.0
Avg per Game	374.0	426.0	319.5	273.0	368.5	399.5	270.5	334.5	381.0	348.0	318.5
OPP RUSHING (net)	284	394	176	126	326	315	284	214	277	241	249.8
Avg per Game	142.0	197.0	88.0	63.0	163.0	157.5	142.0	107.0	138.5	120.5	124.9
Rushes	56	71	46	41	61	49	61	43	57	52	55.1
Yards per Rush	5.1	5.6	3.8	3.1	5.3	6.4	4.7	5.0	4.9	4.6	4.5
OPP PASSING (net)	464	458	463	420	411	484	257	455	485	455	387.2
Avg per Game	232.0	229.0	231.5	210.0	205.5	242.0	128.5	227.5	242.5	227.5	193.6
Pass Attempts	68	49	78	73	53	64	69	55	80	58	60.7
Pass Completions	37	35	50	41	42	37	41	36	52	40	39.5
Completion Pct	54.4%	71.4%	64.1%	56.2%	79.3%	57.8%	59.4%	65.5%	65.0%	69.0%	65.1%
Yards Gained	482	483	505	460	434	501	287	471	508	467	417.0
Sacked	3	3	11	7	6	3	5	5	2	2	5.0
Yards Lost	18	25	42	40	23	17	30	16	23	12	29.8
INTERCEPTED BY	5	1	3	4	1	1	2	2	2	0	1.5
Yards Returned	53	0	22	49	1	1	4	25	21	0	12.6
Returned for TD	0	0	1	0	0	0	0	0	0	0	0.1
OPP PUNT RETURNS	0	5	2	0	2	1	7	2	3	1	3.4
Avg Return	0.0	9.6	0.0	0.0	12.0	11.0	10.1	7.0	10.7	15.0	9.5
Returned for TD	0	0	0	0	0	0	0	0	0	0	0.0
OPP KICKOFF RETURNS	2	0	2	14	1	2	3	3	5	7	3.1
Avg Return	19.0	0.0	21.5	25.2	35.0	23.0	23.0	25.7	25.8	25.4	26.6
Returned for TD	0	0	0	0	0	0	0	0	0	0	0.0
OPP TOUCHDOWNS	5	8	2	2	4	5	3	5	4	7	4.3
Rushing	2	3	1	1	1	1	2	1	4	1	1.8
Passing	3	4	1	1	2	4	1	4	0	6	2.2
Returns	0	1	0	0	1	0	0	0	0	0	0.3

2024 NATIONAL FOOTBALL LEAGUE

2024 NATIONAL FOOTBALL LEAGUE

AFC TEAM RANKINGS

TEAM	OFFENSE			DEFENSE		
	TOTAL	RUSH	PASS	TOTAL	RUSH	PASS
BAL	*1	3	2	10	*1	16
BUF	8	9	10	11	11	8
CIN	11t	15	6	7	14	2
CLE	14	12	12	9	8	9
DEN	15	14	8	6	12	3
HOU	3	4	4	3	5	7
IND	5	8	7	16	16	6
JAX	9	7	11	12	7	14
KC	6	10	5	15	10	15
LAC	4	1	14	2	4	5
LV	10	16	3	13	15	11
MIA	2	11	*1	4	9	4
NE	7	2	15	8	2	13
NYJ	13	13	9	14	13	12
PIT	16	5	16	5	3	10
TEN	11t	6	13	*1	6	*1

NFC TEAM RANKINGS

TEAM	OFFENSE			DEFENSE		
	Total	Rush	Pass	Total	Rush	Pass
ARI	6	3	10	4	4	7
ATL	12	9	13	6	13	2
CAR	16	15	15	11	16	3
CHI	15	14	16	3	6	4
DAL	11	13	6	8	9	5
DET	1	6	1	5	2	9
GB	4	*1	11	13	10t	14
LAR	10	16	3	16	15	12
MIN	8	8	5	7	3	13
NO	2	2	8	2	1	8
NYG	14	10	14	12	14	6
PHI	5	5	7	15	12	15
SEA	9	11	4	1	10t	1
SF	3	7	2	9	5	10t
TB	13	12	9	14	8	16
WAS	7	4	12	10	7	10t

t = Tied for position

* = League Leader

2024 NATIONAL FOOTBALL LEAGUE

NFL TEAM RANKINGS

TEAM	OFFENSE			DEFENSE		
	TOTAL	RUSH	PASS	TOTAL	RUSH	PASS
ARI	7	4t	15	13	9	19
ATL	18	17	20	17	27	7
BAL	*1	7	4	15	*1	32
BUF	21	18	23	16	18	12
CAR	32	29	31	25	31	9
CHI	31	28	32	8	13	11
CIN	24t	30	16	10	26	2t
CLE	28	21	26	12	14	13
DAL	17	25	9	19	20	16
DEN	29	27	21	9	23	4
DET	2	9	2	14	4t	21
GB	5	*1	18	27	21t	26
HOU	9	10	12	3	7	10
IND	14	16	17	31	32	8
JAX	22	15	25	22	11	30
KC	15	19	14	29	17	31
LAC	12	2	28	2	6	6
LAR	16	31	5	32	30	24
LV	23	32	7t	23	29	15
MIA	8	20	*1	4	15	5
MIN	11	14	7t	18	8	25
NE	20	4t	29	11	2	27
NO	3	3	11	7	3	20
NYG	24t	22	24	26	28	18
NYJ	27	26	22	24	24	17
PHI	6	8	10	30	25	28
PIT	30	12	30	5	4t	14
SEA	13	23	6	6	21t	2t
SF	4	11	3	20	12	22t
TB	19	24	13	28	19	29
TEN	24t	13	27	*1	10	*1
WAS	10	6	19	21	16	22t

t = Tied for position

* = League Leader

2024 NATIONAL FOOTBALL LEAGUE

AFC TEAM OFFENSE RANK

TEAM	(A)	(B)	(C)	(D)	(E)	(F)	(G)	(H)	(I)	(J)	(K)	(L)	(M)	(N)	(O)	(P)	(Q)
BAL	1	2	3	2	2	5	7	1	1	4t	5t	5	12t	15	13	5t	15
BUF	8	4	9	10	10	1	1t	3	5t	10t	1t	10	1	12	10	1	12t
CIN	11t	10	15	12	6	10	1t	10	14	10t	5t	12	10t	1	1t	10t	1t
CLE	14	16	12	8	12	16	10	12	10t	16	4	1	9	11	14	10t	1t
DEN	15	14	14	14	8	13	14	5	16	15	5t	7	12t	8	5	16	1t
HOU	3	8	4	7	4	6	1t	13	2	6	1t	15	2	16	12	3t	1t
IND	5	1	8	1	7	3	16	6	9	8	8	16	5	3	1t	7	16
JAX	9	5	7	4	11	8	1t	16	8	14	11t	13	14	4	4	14t	12t
KC	6	3	10	9	5	2	15	8	3	13	1t	11	4	7	11	2	1t
LAC	4	6	1	3	14	11	9	2	10t	3	11t	2	10t	13	15	3t	1t
LV	10	11	16	16	3	9	11	15	10t	9	11t	6	3	10	8	8t	10t
MIA	2	7	11	13	1	4	12	7	4	2	10	14	16	9	3	14t	12t
NE	7	12	2	6	15	14	1t	9	5t	7	11t	3	6	2	6	8t	10t
NYJ	13	9	13	11	9	7	8	4	15	1	11t	4	7	6	7	5t	1t
PIT	16	15	5	15	16	12	1t	11	10t	4t	11t	8	15	5	9	13	1t
TEN	11t	13	6	5	13	15	13	14	5t	12	9	9	8	14	16	12	1t

AFC TEAM DEFENSE RANK

TEAM	(A)	(B)	(C)	(D)	(E)	(F)	(G)	(H)	(I)	(J)	(K)	(L)	(M)	(N)	(O)	(P)	(Q)	(R)	(S)
BAL	10	13	1	1	16	16	6	4	13	10	1t	5	14	4	1	16	8t	12	2
BUF	11	3	11	9	8	3	3	8	12	15	5	6t	16	2	5	4t	8t	2	8
CIN	7	5	14	10	2	4	4	14	11	6t	13t	10	10t	14	14	8	8t	8	10
CLE	9	9	8	14	9	6	10t	3	8	6t	1t	16	3t	11	4	12	4t	13	11
DEN	6	6	12	8	3	7	7	6	9t	8	1t	4	2	13	9	6	8t	14	9
HOU	3	4	5	5	7	5	2	1	4	11t	8t	2	9	10	13	7	8t	4t	3
IND	16	14	16	15	6	15	10t	7	16	16	13t	1	1	1	3	9t	4t	9t	15
JAX	12	10	7	4	14	13	10t	11	9t	9	10	8	6	6	10	4t	3	9t	12
KC	15	15	10	13	15	12	10t	15	14	11t	12	6t	5	3	6	9t	4t	4t	13
LAC	2	2	4	7	5	2	5	5	1	2	6	15	12	9	11	1	1t	1	4
LV	13	16	15	16	11	10	9	16	7	4	13t	13	10t	5	2	9t	4t	11	14
MIA	4	12	9	11	4	14	10t	10	5	3	8t	3	3t	12	15	13t	1t	16	1
NE	8	8	2	2	13	9	10t	9	6	13	7	12	7t	16	16	3	8t	6	6
NYJ	14	11	13	12	12	11	8	2	15	14	1t	9	7t	7	8	15	8t	7	16
PIT	5	7	3	3	10	8	1	13	3	1	11	11	13	15	12	2	8t	3	7
TEN	1	1	6	6	1	1	10t	12	2	5	13t	14	15	8	7	13t	8t	15	5

- (A) Total Yards per Game
- (B) Total Yards per Play
- (C) Rushing Yards per Game
- (D) Rushing Yards per Attempt
- (E) Passing Net Yards per Game
- (F) Passing Net Yards per Play
- (G) Passing, Percent Had Intercepted
- (H) Sacks per Pass Play
- (I) First Downs per Game
- (J) Third Down Efficiency

- (K) Fourth Down Efficiency
- (L) Punt Return Average
- (M) Kickoff Return Average
- (N) Gross Punting Average
- (O) Net Punting Average
- (P) Points per Game
- (Q) Field Goal Percentage
- (R) Points per Game Differential (combined offense/defense)
- (S) Net Yards per Game Differential (combined offense/defense)

2024 NATIONAL FOOTBALL LEAGUE

NFC TEAM OFFENSE RANK

TEAM	(A)	(B)	(C)	(D)	(E)	(F)	(G)	(H)	(I)	(J)	(K)	(L)	(M)	(N)	(O)	(P)	(Q)
ARI	6	4	3	2	10	5	1t	10	6	1	14t	8	1	9	12	2	1t
ATL	12	8	9	7	13	8	13	5	9t	15	6t	5t	8	3	11	13	1t
CAR	16	15	15	11	15	15	16	12	16	16	11t	5t	7	14	16	16	1t
CHI	15	16	14	14	16	16	11	15	15	14	4t	9	4	8	9	12	1t
DAL	11	13	13	12	6	13	9	7	12	10t	11t	2	9	4	14	5	1t
DET	1	7	6	4	1	11	12	1	2t	6	6t	11	6	5	3	10	1t
GB	4	3	1	1	11	4	6t	2	8	4	1t	15t	12	13	5	9	16
LAR	10	12	16	16	3	12	3	9	7	13	9t	12	3	2	2	14	1t
MIN	8	2	8	5	5	2	14	11	13	5	1t	13t	16	10	4	6	1t
NO	2	1	2	6	8	1	8	4	4	2	14t	3t	2	15	10	1	1t
NYG	14	14	10	8	14	14	10	8	14	7	9t	15t	10	11	6	15	1t
PHI	5	10	5	10	7	7	15	3	2t	10t	4t	10	14	6	1	4	1t
SEA	9	11	11	13	4	9	4	6	9t	9	8	7	11	1	7	7t	1t
SF	3	5	7	9	2	6	5	16	1	12	11t	13t	15	16	15	7t	1t
TB	13	9	12	15	9	3	6t	13	11	3	14t	3t	13	12	13	3	1t
WAS	7	6	4	3	12	10	1t	14	5	8	1t	1	5	7	8	11	15

NFC TEAM DEFENSE RANK

TEAM	(A)	(B)	(C)	(D)	(E)	(F)	(G)	(H)	(I)	(J)	(K)	(L)	(M)	(N)	(O)	(P)	(Q)	(R)	(S)
ARI	4	8	4	3	7	13	15t	2	5	1t	8t	7	16	11	12	9t	5t	3	3
ATL	6	5	13	5	2	5	12t	11	6t	12	5t	12	13	10	8	5	5t	11	9t
CAR	11	10	16	11	3	11	10	13	13	14	1t	15t	12	1	3	16	5t	16	16
CHI	3	3	6	6	4	2	6t	8	1t	1t	10t	5	14	8	7	3t	5t	9t	14
DAL	8	7	9	10	5	6	3	3	8t	5t	8t	14	7	12	6	14	5t	12	11
DET	5	6	2	2	9	8	6t	5	10t	7	5t	1t	3	9	9	6t	5t	8	2
GB	13	11	10t	13	14	9	1	14	14	4	10t	1t	2	15	16	9t	2	9t	7
LAR	16	16	15	15	12	16	11	10	15	13	14t	8	1	16	15	15	5t	15	15
MIN	7	4	3	4	13	3	4	1	6t	8	3t	1t	4	6	10	1	5t	2	6
NO	2	2	1	1	8	4	2	6	1t	5t	3t	1t	8	2	1	2	5t	1	1
NYG	12	12	14	14	6	10	12t	4	8t	11	14t	13	15	7	11	11	5t	14	13
PHI	15	15	12	16	15	12	14	12	12	1t	10t	11	5t	3	5	12	4	7	9t
SEA	1	1	10t	8	1	1	8	9	4	9	14t	9	5t	14	14	6t	3	5	5
SF	9	14	5	12	10t	14t	5	7	1t	15	1t	6	10	13	13	8	5t	6	4
TB	14	9	8	9	16	7	9	16	16	10	10t	10	11	4	4	3t	1	4	12
WAS	10	13	7	7	10t	14t	15t	15	10t	16	5t	15t	9	5	2	13	5t	13	8

- (A) Total Yards per Game
- (B) Total Yards per Play
- (C) Rushing Yards per Game
- (D) Rushing Yards per Attempt
- (E) Passing Net Yards per Game
- (F) Passing Net Yards per Play
- (G) Passing, Percent Had Intercepted
- (H) Sacks per Pass Play
- (I) First Downs per Game
- (J) Third Down Efficiency

- (K) Fourth Down Efficiency
- (L) Punt Return Average
- (M) Kickoff Return Average
- (N) Gross Punting Average
- (O) Net Punting Average
- (P) Points per Game
- (Q) Field Goal Percentage
- (R) Points per Game Differential (combined offense/defense)
- (S) Net Yards per Game Differential (combined offense/defense)

2024 NATIONAL FOOTBALL LEAGUE

NFL TEAM OFFENSE RANK

TEAM	(A)	(B)	(C)	(D)	(E)	(F)	(G)	(H)	(I)	(J)	(K)	(L)	(M)	(N)	(O)	(P)	(Q)
BAL	1	6	7	3	4	12	10	2	4t	13t	10t	14t	24t	29	27	14t	31
BUF	21	9	18	20	23	3	1t	6	15t	22t	1t	21	2	18	17	3	27t
CIN	24t	22	30	23	16	22	1t	19	28	22t	10t	23	21t	1	1t	22t	1t
CLE	28	30	21	16	26	30	18	23	23t	31	7t	8	20	17	28	22t	1t
DEN	29	28	27	25	21	27	29	9	30t	29	10t	17	24t	10	5	30	1t
HOU	9	18	10	15	12	18	1t	24	8	15	1t	29	3	31	23	11t	1t
IND	14	3	16	1	17	7	32	11	22	19	15t	30t	10	3	1t	18t	32
JAX	22	14	15	7	25	20	1t	31	19t	28	24t	25	29	4	4	27t	27t
KC	15	7	19	19	14	5	31	14	9t	26	1t	22	8	7	20	6	1t
LAC	12	15	2	4	28	23	16	4	23t	10	24t	9t	21t	21	29	11t	1t
LV	23	24	32	32	7t	21	20	28	23t	21	24t	16	6	15	10	20t	24t
MIA	8	17	20	24	1	11	25	12	11t	4	23	28	31t	14	3	27t	27t
NE	20	25	4t	13	29	28	1t	15	15t	16	24t	11	11t	2	6	20t	24t
NYJ	27	20	26	21	22	19	13	8	29	3	24t	13	13	6	8	14t	1t
PIT	30	29	12	28	30	25	1t	20	23t	13t	24t	19	30	5	15	26	1t
TEN	24t	27	13	10	27	29	28	26	15t	24	19t	20	17	25	30	24	1t
ARI	7	5	4t	5	15	8	1t	21	7	1	24t	9t	1	22	24	2	1t
ATL	18	12	17	12	20	13	24	10	13t	30	10t	5t	15	11	22	25	1t
CAR	32	31	29	22	31	31	30	25	32	32	19t	5t	14	28	32	32	1t
CHI	31	32	28	29	32	32	22	30	30t	27	7t	12	7	20	19	18t	1t
DAL	17	23	25	26	9	24	19	16	19t	17t	19t	2	16	12	26	7	1t
DET	2	11	9	8	2	16	23	1	2t	8	10t	18	11t	13	11	16	1t
GB	5	4	1	2	18	6	14t	3	11t	6	1t	30t	21t	27	13	13	27t
LAR	16	21	31	31	5	17	9	18	9t	25	17t	24	5	9	9	27t	1t
MIN	11	2	14	9	7t	2	26	22	21	7	1t	26t	31t	23	12	8	1t
NO	3	1	3	11	11	1	17	7	4t	2	24t	3t	4	30	21	1	1t
NYG	24t	26	22	14	24	26	21	17	23t	9	17t	30t	18	24	14	31	1t
PHI	6	16	8	18	10	10	27	5	2t	17t	7t	14t	27	16	7	5	1t
SEA	13	19	23	27	6	14	11	13	13t	12	15t	7	19	8	16	9t	1t
SF	4	8	11	17	3	9	12	32	1	20	19t	26t	28	32	31	9t	1t
TB	19	13	24	30	13	4	14t	27	15t	5	24t	3t	26	26	25	4	1t
WAS	10	10	6	6	19	15	1t	29	6	11	1t	1	9	19	18	17	26

- (A) Total Yards per Game
- (B) Total Yards per Play
- (C) Rushing Yards per Game
- (D) Rushing Yards per Attempt
- (E) Passing Net Yards per Game
- (F) Passing Net Yards per Play
- (G) Passing, Percent Had Intercepted
- (H) Sacks per Pass Play
- (I) First Downs per Game

- (J) Third Down Efficiency
- (K) Fourth Down Efficiency
- (L) Punt Return Average
- (M) Kickoff Return Average
- (N) Gross Punting Average
- (O) Net Punting Average
- (P) Points per Game
- (Q) Field Goal Percentage

2024 NATIONAL FOOTBALL LEAGUE

NFL TEAM DEFENSE RANK

TEAM	(A)	(B)	(C)	(D)	(E)	(F)	(G)	(H)	(I)	(J)	(K)	(L)	(M)	(N)	(O)	(P)	(Q)	(R)	(S)
BAL	15	22	1	1	32	26	11	8	20t	20	1t	9	28	12	4	28	12t	24	4
BUF	16	6	18	14	12	5	6	16	17t	27	7	11t	31	8t	12	8t	12t	4	16
CIN	10	8	26	16	2t	6	7	23t	15	10t	26t	16	22t	26	28	15t	12t	18t	20
CLE	12	15	14	26	13	9	24t	7	12	10t	1t	32	7t	21t	11	22	7t	25	22
DEN	9	9	23	13	4	11	17	13	13t	15	1t	8	6	25	19	10t	12t	26	19
HOU	3	7	7	9	10	7	4	1	4	21t	12t	6	21	20	27	12t	12t	9t	5
IND	31	23	32	28	8	23	24t	15	30t	29	26t	1t	1t	1	9	19t	7t	20t	27
JAX	22	17	11	7	30	21	24t	20	13t	18	17t	13	13	14	21	8t	5t	20t	23
KC	29	24	17	21	31	20	24t	26	26t	21t	25	11t	11	10	13t	19t	7t	9t	24
LAC	2	3	6	11	6	3	10	10	1	2	8	28	25	19	23	1	2t	2	6
LV	23	27	29	31	15	16	22	27	10t	8	26t	25t	22t	13	6	19t	7t	22t	25
MIA	4	19	15	17	5	22	24t	18	5	7	12t	7	7t	24	29	23t	2t	29	2
NE	11	14	2	3	27	15	24t	17	6t	24	9t	20	18t	32	31	5	12t	13	14
NYJ	24	18	24	20	17	19	21	4	28t	25	1t	15	18t	16	18	25t	12t	17	28
PIT	5	12	4t	6	14	14	2	22	3	1	20t	18t	26	30	24	2	12t	7	15
TEN	1	1	10	10	1	2	24t	21	2	9	26t	27	29	17	16	23t	12t	27t	8t
ARI	13	20	9	5	19	29	24t	3	16	3t	17t	17	32	21t	22	17t	12t	5	7
ATL	17	11	27	12	7	12	19t	25	17t	26	12t	24	22t	18	13t	10t	12t	18t	17t
CAR	25	25	31	24	9	27	16	29	26t	30	1t	30t	18t	2	3	32	12t	32	32
CHI	8	5	13	15	11	4	12t	14	6t	3t	20t	10	27	11	10	6t	12t	15t	30
DAL	19	16	20	23	16	13	5	5	20t	10t	17t	29	12	23	8	30	12t	22t	21
DET	14	13	4t	4	21	18	12t	9	23t	14	12t	1t	4	15	15	12t	12t	14	3
GB	27	26	21t	27	26	24	1	30	28t	6	20t	1t	3	29	32	17t	4	15t	12
LAR	32	32	30	30	24	32	18	23t	30t	28	26t	18t	1t	31	30	31	12t	31	31
MIN	18	10	8	8	25	8	8	2	17t	16	9t	1t	5	7	17	3	12t	3	11
NO	7	4	3	2	20	10	3	11	6t	10t	9t	1t	14	3	1	4	12t	1	1
NYG	26	28	28	29	18	25	19t	6	20t	23	26t	25t	30	8t	20	25t	12t	30	29
PHI	30	31	25	32	28	28	23	28	25	3t	20t	23	7t	4	7	27	7t	12	17t
SEA	6	2	21t	19	2t	1	14	19	10t	17	26t	21	7t	28	26	12t	5t	8	10
SF	20	30	12	25	22t	30t	9	12	6t	31	1t	14	16	27	25	15t	12t	11	8t
TB	28	21	19	22	29	17	15	32	32	19	20t	22	17	5	5	6t	1	6	26
WAS	21	29	16	18	22t	30t	24t	31	23t	32	12t	30t	15	6	2	29	12t	27t	13

- (A) Total Yards per Game
- (B) Total Yards per Play
- (C) Rushing Yards per Game
- (D) Rushing Yards per Attempt
- (E) Passing Net Yards per Game
- (F) Passing Net Yards per Play
- (G) Passing, Percent Had Intercepted
- (H) Sacks per Pass Play
- (I) First Downs per Game
- (J) Third Down Efficiency

- (K) Fourth Down Efficiency
- (L) Punt Return Average
- (M) Kickoff Return Average
- (N) Gross Punting Average
- (O) Net Punting Average
- (P) Points per Game
- (Q) Field Goal Percentage
- (R) Points per Game Differential (combined offense/defense)
- (S) Net Yards per Game Differential (combined offense/defense)

2024 NATIONAL FOOTBALL LEAGUE

AFC TOTAL OFFENSE

RANK	TEAM	TOTAL	RUSH	PASS	TOTAL/G	RUSH/G	PASS/G
1	Baltimore	835	336	499	417.5	168.0	249.5
2	Miami	751	220	531	375.5	110.0	265.5
3	Houston	727	288	439	363.5	144.0	219.5
4	Los Angeles Chargers	665	395	270	332.5	197.5	135.0
5	Indianapolis	641	244	397	320.5	122.0	198.5
6	Kansas City	639	221	418	319.5	110.5	209.0
7	New England	600	355	245	300.0	177.5	122.5
8	Buffalo	599	238	361	299.5	119.0	180.5
9	Jacksonville	590	255	335	295.0	127.5	167.5
10	Las Vegas	556	98	458	278.0	49.0	229.0
11	Cincinnati	544	144	400	272.0	72.0	200.0
11	Tennessee	544	270	274	272.0	135.0	137.0
13	New York Jets	531	169	362	265.5	84.5	181.0
14	Cleveland	527	218	309	263.5	109.0	154.5
15	Denver	526	163	363	263.0	81.5	181.5
16	Pittsburgh	521	278	243	260.5	139.0	121.5
	TOTALS	9796	3892	5904	306.1	121.6	184.5

AFC TOTAL DEFENSE

RANK	TEAM	TOTAL	RUSH	PASS	TOTAL/G	RUSH/G	PASS/G
1	Tennessee	413	185	228	206.5	92.5	114.0
2	Los Angeles Chargers	455	161	294	227.5	80.5	147.0
3	Houston	508	175	333	254.0	87.5	166.5
4	Miami	514	236	278	257.0	118.0	139.0
5	Pittsburgh	521	153	368	260.5	76.5	184.0
6	Denver	555	287	268	277.5	143.5	134.0
7	Cincinnati	576	319	257	288.0	159.5	128.5
8	New England	582	116	466	291.0	58.0	233.0
9	Cleveland	588	229	359	294.0	114.5	179.5
10	Baltimore	613	99	514	306.5	49.5	257.0
11	Buffalo	621	263	358	310.5	131.5	179.0
12	Jacksonville	697	206	491	348.5	103.0	245.5
13	Las Vegas	699	327	372	349.5	163.5	186.0
14	New York Jets	701	310	391	350.5	155.0	195.5
15	Kansas City	772	259	513	386.0	129.5	256.5
16	Indianapolis	800	474	326	400.0	237.0	163.0
	TOTALS	9615	3799	5816	300.5	118.7	181.8

2024 NATIONAL FOOTBALL LEAGUE

NFC TOTAL OFFENSE

RANK	TEAM	TOTAL	RUSH	PASS	TOTAL/G	RUSH/G	PASS/G
1	Detroit	826	302	524	413.0	151.0	262.0
2	New Orleans	811	370	441	405.5	185.0	220.5
3	San Francisco	800	282	518	400.0	141.0	259.0
4	Green Bay	797	424	373	398.5	212.0	186.5
5	Philadelphia	775	330	445	387.5	165.0	222.5
6	Arizona	759	355	404	379.5	177.5	202.0
7	Washington	724	353	371	362.0	176.5	185.5
8	Minnesota	715	257	458	357.5	128.5	229.0
9	Seattle	662	192	470	331.0	96.0	235.0
10	Los Angeles Rams	632	136	496	316.0	68.0	248.0
11	Dallas	618	170	448	309.0	85.0	224.0
12	Atlanta	611	241	370	305.5	120.5	185.0
13	Tampa Bay	608	182	426	304.0	91.0	213.0
14	New York Giants	544	203	341	272.0	101.5	170.5
15	Chicago	353	155	198	176.5	77.5	99.0
16	Carolina	352	148	204	176.0	74.0	102.0
	TOTALS	10587	4100	6487	330.8	128.1	202.7

NFC TOTAL DEFENSE

RANK	TEAM	TOTAL	RUSH	PASS	TOTAL/G	RUSH/G	PASS/G
1	Seattle	541	284	257	270.5	142.0	128.5
2	New Orleans	546	126	420	273.0	63.0	210.0
3	Chicago	554	215	339	277.0	107.5	169.5
4	Arizona	597	183	414	298.5	91.5	207.0
5	Detroit	603	153	450	301.5	76.5	225.0
6	Atlanta	635	323	312	317.5	161.5	156.0
7	Minnesota	639	176	463	319.5	88.0	231.5
8	Dallas	662	283	379	331.0	141.5	189.5
9	San Francisco	669	214	455	334.5	107.0	227.5
10	Washington	696	241	455	348.0	120.5	227.5
11	Carolina	728	399	329	364.0	199.5	164.5
12	New York Giants	737	326	411	368.5	163.0	205.5
13	Green Bay	748	284	464	374.0	142.0	232.0
14	Tampa Bay	762	277	485	381.0	138.5	242.5
15	Philadelphia	799	315	484	399.5	157.5	242.0
16	Los Angeles Rams	852	394	458	426.0	197.0	229.0
	TOTALS	10768	4193	6575	336.5	131.0	205.5

2024 NATIONAL FOOTBALL LEAGUE

NFL TOTAL OFFENSE

RANK	TEAM	TOTAL	RUSH	PASS	TOTAL/G	RUSH/G	PASS/G
1	Baltimore	835	336	499	417.5	168.0	249.5
2	Detroit	826	302	524	413.0	151.0	262.0
3	New Orleans	811	370	441	405.5	185.0	220.5
4	San Francisco	800	282	518	400.0	141.0	259.0
5	Green Bay	797	424	373	398.5	212.0	186.5
6	Philadelphia	775	330	445	387.5	165.0	222.5
7	Arizona	759	355	404	379.5	177.5	202.0
8	Miami	751	220	531	375.5	110.0	265.5
9	Houston	727	288	439	363.5	144.0	219.5
10	Washington	724	353	371	362.0	176.5	185.5
11	Minnesota	715	257	458	357.5	128.5	229.0
12	Los Angeles Chargers	665	395	270	332.5	197.5	135.0
13	Seattle	662	192	470	331.0	96.0	235.0
14	Indianapolis	641	244	397	320.5	122.0	198.5
15	Kansas City	639	221	418	319.5	110.5	209.0
16	Los Angeles Rams	632	136	496	316.0	68.0	248.0
17	Dallas	618	170	448	309.0	85.0	224.0
18	Atlanta	611	241	370	305.5	120.5	185.0
19	Tampa Bay	608	182	426	304.0	91.0	213.0
20	New England	600	355	245	300.0	177.5	122.5
21	Buffalo	599	238	361	299.5	119.0	180.5
22	Jacksonville	590	255	335	295.0	127.5	167.5
23	Las Vegas	556	98	458	278.0	49.0	229.0
24	Cincinnati	544	144	400	272.0	72.0	200.0
24	New York Giants	544	203	341	272.0	101.5	170.5
24	Tennessee	544	270	274	272.0	135.0	137.0
27	New York Jets	531	169	362	265.5	84.5	181.0
28	Cleveland	527	218	309	263.5	109.0	154.5
29	Denver	526	163	363	263.0	81.5	181.5
30	Pittsburgh	521	278	243	260.5	139.0	121.5
31	Chicago	353	155	198	176.5	77.5	99.0
32	Carolina	352	148	204	176.0	74.0	102.0
	TOTALS	20383	7992	12391	318.5	124.9	193.6

2024 NATIONAL FOOTBALL LEAGUE

NFL TOTAL DEFENSE

RANK	TEAM	TOTAL	RUSH	PASS	TOTAL/G	RUSH/G	PASS/G
1	Tennessee	413	185	228	206.5	92.5	114.0
2	Los Angeles Chargers	455	161	294	227.5	80.5	147.0
3	Houston	508	175	333	254.0	87.5	166.5
4	Miami	514	236	278	257.0	118.0	139.0
5	Pittsburgh	521	153	368	260.5	76.5	184.0
6	Seattle	541	284	257	270.5	142.0	128.5
7	New Orleans	546	126	420	273.0	63.0	210.0
8	Chicago	554	215	339	277.0	107.5	169.5
9	Denver	555	287	268	277.5	143.5	134.0
10	Cincinnati	576	319	257	288.0	159.5	128.5
11	New England	582	116	466	291.0	58.0	233.0
12	Cleveland	588	229	359	294.0	114.5	179.5
13	Arizona	597	183	414	298.5	91.5	207.0
14	Detroit	603	153	450	301.5	76.5	225.0
15	Baltimore	613	99	514	306.5	49.5	257.0
16	Buffalo	621	263	358	310.5	131.5	179.0
17	Atlanta	635	323	312	317.5	161.5	156.0
18	Minnesota	639	176	463	319.5	88.0	231.5
19	Dallas	662	283	379	331.0	141.5	189.5
20	San Francisco	669	214	455	334.5	107.0	227.5
21	Washington	696	241	455	348.0	120.5	227.5
22	Jacksonville	697	206	491	348.5	103.0	245.5
23	Las Vegas	699	327	372	349.5	163.5	186.0
24	New York Jets	701	310	391	350.5	155.0	195.5
25	Carolina	728	399	329	364.0	199.5	164.5
26	New York Giants	737	326	411	368.5	163.0	205.5
27	Green Bay	748	284	464	374.0	142.0	232.0
28	Tampa Bay	762	277	485	381.0	138.5	242.5
29	Kansas City	772	259	513	386.0	129.5	256.5
30	Philadelphia	799	315	484	399.5	157.5	242.0
31	Indianapolis	800	474	326	400.0	237.0	163.0
32	Los Angeles Rams	852	394	458	426.0	197.0	229.0
	TOTALS	20383	7992	12391	318.5	124.9	193.6

2024 NATIONAL FOOTBALL LEAGUE

2024 NATIONAL FOOTBALL LEAGUE

AFC TEAM TAKEAWAYS/GIVEAWAYS

RANK	TEAM	TAKEAWAYS			GIVEAWAYS			NET DIFF
		INT	FUM	TOTAL	INT	FUM	TOTAL	
1	Pittsburgh	4	1	5	0	0	0	+5
2	Buffalo	3	1	4	0	1	1	+3
3t	Houston	3	0	3	0	1	1	+2
3t	Los Angeles Chargers	2	2	4	1	1	2	+2
3t	New England	0	2	2	0	0	0	+2
6t	Baltimore	2	0	2	1	1	2	0
6t	Cincinnati	2	1	3	0	3	3	0
6t	New York Jets	1	1	2	1	1	2	0
9	Jacksonville	0	0	0	0	1	1	-1
10t	Cleveland	0	0	0	2	0	2	-2
10t	Kansas City	0	2	2	3	1	4	-2
10t	Miami	0	1	1	3	0	3	-2
13t	Denver	1	1	2	4	1	5	-3
13t	Indianapolis	0	1	1	4	0	4	-3
13t	Las Vegas	1	0	1	2	2	4	-3
16	Tennessee	0	1	1	3	2	5	-4
	TOTALS	19	14	33	24	15	39	-6

NFC TEAM TAKEAWAYS/GIVEAWAYS

RANK	TEAM	TAKEAWAYS			GIVEAWAYS			NET DIFF
		INT	FUM	TOTAL	INT	FUM	TOTAL	
1	Green Bay	5	1	6	1	1	2	+4
2	New Orleans	4	1	5	1	1	2	+3
3	San Francisco	2	2	4	1	1	2	+2
4t	Chicago	2	2	4	2	1	3	+1
4t	Dallas	3	0	3	2	0	2	+1
4t	Seattle	2	1	3	1	1	2	+1
4t	Tampa Bay	2	0	2	1	0	1	+1
4t	Washington	0	1	1	0	0	0	+1
9t	Arizona	0	2	2	0	2	2	0
9t	Los Angeles Rams	1	1	2	1	1	2	0
9t	Minnesota	3	1	4	2	2	4	0
12t	Carolina	1	2	3	3	1	4	-1
12t	Detroit	2	0	2	3	0	3	-1
12t	New York Giants	1	1	2	2	1	3	-1
15	Atlanta	1	0	1	2	1	3	-2
16	Philadelphia	1	0	1	3	1	4	-3
	TOTALS	30	15	45	25	14	39	+6

2024 NATIONAL FOOTBALL LEAGUE

NFL TEAM TAKEAWAYS/GIVEAWAYS

RANK	TEAM	TAKEAWAYS			GIVEAWAYS			NET DIFF
		INT	FUM	TOTAL	INT	FUM	TOTAL	
1	Pittsburgh	4	1	5	0	0	0	+5
2	Green Bay	5	1	6	1	1	2	+4
3t	Buffalo	3	1	4	0	1	1	+3
3t	New Orleans	4	1	5	1	1	2	+3
5t	Houston	3	0	3	0	1	1	+2
5t	Los Angeles Chargers	2	2	4	1	1	2	+2
5t	New England	0	2	2	0	0	0	+2
5t	San Francisco	2	2	4	1	1	2	+2
9t	Chicago	2	2	4	2	1	3	+1
9t	Dallas	3	0	3	2	0	2	+1
9t	Seattle	2	1	3	1	1	2	+1
9t	Tampa Bay	2	0	2	1	0	1	+1
9t	Washington	0	1	1	0	0	0	+1
14t	Arizona	0	2	2	0	2	2	0
14t	Baltimore	2	0	2	1	1	2	0
14t	Cincinnati	2	1	3	0	3	3	0
14t	Los Angeles Rams	1	1	2	1	1	2	0
14t	Minnesota	3	1	4	2	2	4	0
14t	New York Jets	1	1	2	1	1	2	0
20t	Carolina	1	2	3	3	1	4	-1
20t	Detroit	2	0	2	3	0	3	-1
20t	Jacksonville	0	0	0	0	1	1	-1
20t	New York Giants	1	1	2	2	1	3	-1
24t	Atlanta	1	0	1	2	1	3	-2
24t	Cleveland	0	0	0	2	0	2	-2
24t	Kansas City	0	2	2	3	1	4	-2
24t	Miami	0	1	1	3	0	3	-2
28t	Denver	1	1	2	4	1	5	-3
28t	Indianapolis	0	1	1	4	0	4	-3
28t	Las Vegas	1	0	1	2	2	4	-3
28t	Philadelphia	1	0	1	3	1	4	-3
32	Tennessee	0	1	1	3	2	5	-4
	TOTALS	49	29	78	49	29	78	0

2024 NATIONAL FOOTBALL LEAGUE

2024 NATIONAL FOOTBALL LEAGUE

AFC OFFENSE INSIDE THE 20

RANK	TEAM	DRIVES	PTS	TD	TD%	FG	SCORES	SCORE%
1	Cleveland	3	21	3	100.0%	0	3	100.0%
2	Houston	5	27	4	80.0%	0	4	80.0%
3t	Buffalo	8	45	6	75.0%	1	7	87.5%
3t	New York Jets	4	23	3	75.0%	1	4	100.0%
5	Indianapolis	5	23	3	60.0%	1	4	80.0%
6t	Cincinnati	6	26	3	50.0%	2	5	83.3%
6t	Las Vegas	4	20	2	50.0%	2	4	100.0%
6t	Los Angeles Chargers	6	26	3	50.0%	2	5	83.3%
9t	Baltimore	7	30	3	42.9%	3	6	85.7%
9t	Jacksonville	7	27	3	42.9%	2	5	71.4%
11	Kansas City	5	23	2	40.0%	3	5	100.0%
12	New England	8	36	3	37.5%	5	8	100.0%
13t	Miami	6	20	2	33.3%	2	4	66.7%
13t	Tennessee	6	17	2	33.3%	1	3	50.0%
15	Pittsburgh	4	13	1	25.0%	2	3	75.0%
16	Denver	7	18	1	14.3%	4	5	71.4%
	TOTALS	91	395	44	48.4%	31	75	82.4%

AFC DEFENSE INSIDE THE 20

RANK	TEAM	DRIVES	PTS	TD	TD%	FG	SCORES	SCORE%
1	Los Angeles Chargers	1	3	0	0.0%	1	1	100.0%
2	Pittsburgh	5	16	1	20.0%	3	4	80.0%
3t	Cincinnati	6	26	2	33.3%	4	6	100.0%
3t	Denver	3	13	1	33.3%	2	3	100.0%
3t	New York Jets	9	33	3	33.3%	4	7	77.8%
3t	Tennessee	3	13	1	33.3%	2	3	100.0%
7t	Buffalo	8	30	3	37.5%	3	6	75.0%
7t	Kansas City	8	32	3	37.5%	4	7	87.5%
9t	Cleveland	5	20	2	40.0%	2	4	80.0%
9t	New England	5	20	2	40.0%	2	4	80.0%
11	Baltimore	6	30	3	50.0%	3	6	100.0%
12	Las Vegas	7	36	4	57.1%	3	7	100.0%
13t	Indianapolis	6	30	4	66.7%	1	5	83.3%
13t	Jacksonville	3	17	2	66.7%	1	3	100.0%
15	Houston	4	20	3	75.0%	0	3	75.0%
16	Miami	5	28	4	80.0%	0	4	80.0%
	TOTALS	84	367	38	45.2%	35	73	86.9%

2024 NATIONAL FOOTBALL LEAGUE

NFC OFFENSE INSIDE THE 20

RANK	TEAM	DRIVES	PTS	TD	TD%	FG	SCORES	SCORE%
1	New Orleans	9	58	8	88.9%	1	9	100.0%
2	Arizona	8	41	5	62.5%	2	7	87.5%
3	Minnesota	5	27	3	60.0%	2	5	100.0%
4	Tampa Bay	7	37	4	57.1%	3	7	100.0%
5t	Carolina	2	6	1	50.0%	0	1	50.0%
5t	Chicago	2	10	1	50.0%	1	2	100.0%
5t	New York Giants	6	21	3	50.0%	1	4	66.7%
8	Philadelphia	11	48	5	45.5%	4	9	81.8%
9	San Francisco	9	40	4	44.4%	4	8	88.9%
10	Atlanta	5	23	2	40.0%	3	5	100.0%
11	Los Angeles Rams	8	30	3	37.5%	3	6	75.0%
12	Washington	9	38	3	33.3%	6	9	100.0%
13	Green Bay	7	26	2	28.6%	4	6	85.7%
14	Detroit	11	35	3	27.3%	5	8	72.7%
15t	Dallas	4	13	1	25.0%	2	3	75.0%
15t	Seattle	4	16	1	25.0%	3	4	100.0%
	TOTALS	107	469	49	45.8%	44	93	86.9%

NFC DEFENSE INSIDE THE 20

RANK	TEAM	DRIVES	PTS	TD	TD%	FG	SCORES	SCORE%
1	New Orleans	5	12	1	20.0%	2	3	60.0%
2	New York Giants	8	32	2	25.0%	6	8	100.0%
3t	Atlanta	7	24	2	28.6%	3	5	71.4%
3t	Minnesota	7	20	2	28.6%	2	4	57.1%
3t	Philadelphia	7	29	2	28.6%	5	7	100.0%
6	Seattle	8	32	3	37.5%	4	7	87.5%
7	Tampa Bay	10	36	4	40.0%	3	7	70.0%
8	Detroit	7	30	3	42.9%	3	6	85.7%
9t	Chicago	4	14	2	50.0%	0	2	50.0%
9t	Green Bay	8	37	4	50.0%	3	7	87.5%
11	Arizona	9	41	5	55.6%	2	7	77.8%
12	San Francisco	5	26	3	60.0%	2	5	100.0%
13	Los Angeles Rams	8	40	5	62.5%	2	7	87.5%
14	Washington	8	45	6	75.0%	2	8	100.0%
15	Carolina	6	35	5	83.3%	0	5	83.3%
16	Dallas	7	44	6	85.7%	1	7	100.0%
	TOTALS	114	497	55	48.2%	40	95	83.3%

2024 NATIONAL FOOTBALL LEAGUE

NFL OFFENSE INSIDE THE 20

RANK	TEAM	DRIVES	PTS	TD	TD%	FG	SCORES	SCORE%
1	Cleveland	3	21	3	100.0%	0	3	100.0%
2	New Orleans	9	58	8	88.9%	1	9	100.0%
3	Houston	5	27	4	80.0%	0	4	80.0%
4t	Buffalo	8	45	6	75.0%	1	7	87.5%
4t	New York Jets	4	23	3	75.0%	1	4	100.0%
6	Arizona	8	41	5	62.5%	2	7	87.5%
7t	Indianapolis	5	23	3	60.0%	1	4	80.0%
7t	Minnesota	5	27	3	60.0%	2	5	100.0%
9	Tampa Bay	7	37	4	57.1%	3	7	100.0%
10t	Carolina	2	6	1	50.0%	0	1	50.0%
10t	Chicago	2	10	1	50.0%	1	2	100.0%
10t	Cincinnati	6	26	3	50.0%	2	5	83.3%
10t	Las Vegas	4	20	2	50.0%	2	4	100.0%
10t	Los Angeles Chargers	6	26	3	50.0%	2	5	83.3%
10t	New York Giants	6	21	3	50.0%	1	4	66.7%
16	Philadelphia	11	48	5	45.5%	4	9	81.8%
17	San Francisco	9	40	4	44.4%	4	8	88.9%
18t	Baltimore	7	30	3	42.9%	3	6	85.7%
18t	Jacksonville	7	27	3	42.9%	2	5	71.4%
20t	Atlanta	5	23	2	40.0%	3	5	100.0%
20t	Kansas City	5	23	2	40.0%	3	5	100.0%
22t	Los Angeles Rams	8	30	3	37.5%	3	6	75.0%
22t	New England	8	36	3	37.5%	5	8	100.0%
24t	Miami	6	20	2	33.3%	2	4	66.7%
24t	Tennessee	6	17	2	33.3%	1	3	50.0%
24t	Washington	9	38	3	33.3%	6	9	100.0%
27	Green Bay	7	26	2	28.6%	4	6	85.7%
28	Detroit	11	35	3	27.3%	5	8	72.7%
29t	Dallas	4	13	1	25.0%	2	3	75.0%
29t	Pittsburgh	4	13	1	25.0%	2	3	75.0%
29t	Seattle	4	16	1	25.0%	3	4	100.0%
32	Denver	7	18	1	14.3%	4	5	71.4%
	TOTALS	198	864	93	47.0%	75	168	84.8%

2024 NATIONAL FOOTBALL LEAGUE

NFL DEFENSE INSIDE THE 20

RANK	TEAM	DRIVES	PTS	TD	TD%	FG	SCORES	SCORE%
1	Los Angeles Chargers	1	3	0	0.0%	1	1	100.0%
2t	New Orleans	5	12	1	20.0%	2	3	60.0%
2t	Pittsburgh	5	16	1	20.0%	3	4	80.0%
4	New York Giants	8	32	2	25.0%	6	8	100.0%
5t	Atlanta	7	24	2	28.6%	3	5	71.4%
5t	Minnesota	7	20	2	28.6%	2	4	57.1%
5t	Philadelphia	7	29	2	28.6%	5	7	100.0%
8t	Cincinnati	6	26	2	33.3%	4	6	100.0%
8t	Denver	3	13	1	33.3%	2	3	100.0%
8t	New York Jets	9	33	3	33.3%	4	7	77.8%
8t	Tennessee	3	13	1	33.3%	2	3	100.0%
12t	Buffalo	8	30	3	37.5%	3	6	75.0%
12t	Kansas City	8	32	3	37.5%	4	7	87.5%
12t	Seattle	8	32	3	37.5%	4	7	87.5%
15t	Cleveland	5	20	2	40.0%	2	4	80.0%
15t	New England	5	20	2	40.0%	2	4	80.0%
15t	Tampa Bay	10	36	4	40.0%	3	7	70.0%
18	Detroit	7	30	3	42.9%	3	6	85.7%
19t	Baltimore	6	30	3	50.0%	3	6	100.0%
19t	Chicago	4	14	2	50.0%	0	2	50.0%
19t	Green Bay	8	37	4	50.0%	3	7	87.5%
22	Arizona	9	41	5	55.6%	2	7	77.8%
23	Las Vegas	7	36	4	57.1%	3	7	100.0%
24	San Francisco	5	26	3	60.0%	2	5	100.0%
25	Los Angeles Rams	8	40	5	62.5%	2	7	87.5%
26t	Indianapolis	6	30	4	66.7%	1	5	83.3%
26t	Jacksonville	3	17	2	66.7%	1	3	100.0%
28t	Houston	4	20	3	75.0%	0	3	75.0%
28t	Washington	8	45	6	75.0%	2	8	100.0%
30	Miami	5	28	4	80.0%	0	4	80.0%
31	Carolina	6	35	5	83.3%	0	5	83.3%
32	Dallas	7	44	6	85.7%	1	7	100.0%
	TOTALS	198	864	93	47.0%	75	168	84.8%

2024 NATIONAL FOOTBALL LEAGUE

2024 NATIONAL FOOTBALL LEAGUE

AFC TEAM OFFENSE FIRST DOWNS, THIRD DOWNS & FOURTH DOWNS

RANK	TEAM	FIRST DOWNS				THIRD DOWNS			FOURTH DOWNS		
		TOTAL	RUSH	PASS	PEN	MADE	ATT	PCT	MADE	ATT	PCT
1	Baltimore	46	18	25	3	10	25	40.0%	2	3	66.7%
2	Houston	41	15	24	2	11	28	39.3%	3	3	100.0%
3	Kansas City	40	13	22	5	5	17	29.4%	2	2	100.0%
4	Miami	38	13	23	2	15	31	48.4%	1	7	14.3%
5t	Buffalo	36	15	16	5	6	18	33.3%	3	3	100.0%
5t	New England	36	19	15	2	12	31	38.7%	0	0	0.0%
5t	Tennessee	36	18	13	5	8	26	30.8%	1	3	33.3%
8	Jacksonville	35	14	17	4	5	19	26.3%	0	1	0.0%
9	Indianapolis	33	17	14	2	7	19	36.8%	2	4	50.0%
10t	Cleveland	32	12	15	5	4	29	13.8%	6	8	75.0%
10t	Las Vegas	32	2	26	4	9	26	34.6%	0	2	0.0%
10t	Los Angeles Chargers	32	15	14	3	13	31	41.9%	0	0	0.0%
10t	Pittsburgh	32	13	13	6	12	30	40.0%	0	1	0.0%
14	Cincinnati	31	11	18	2	8	24	33.3%	2	3	66.7%
15	New York Jets	30	9	20	1	11	22	50.0%	0	1	0.0%
16	Denver	26	12	14	0	7	30	23.3%	2	3	66.7%
	TOTALS	556	216	289	51	143	406	35.2%	24	44	54.5%

AFC TEAM DEFENSE FIRST DOWNS, THIRD DOWNS & FOURTH DOWNS

RANK	TEAM	FIRST DOWNS				THIRD DOWNS			FOURTH DOWNS		
		TOTAL	RUSH	PASS	PEN	MADE	ATT	PCT	MADE	ATT	PCT
1	Los Angeles Chargers	21	5	15	1	6	26	23.1%	1	4	25.0%
2	Tennessee	27	12	14	1	7	25	28.0%	2	2	100.0%
3	Pittsburgh	28	11	16	1	4	21	19.0%	2	3	66.7%
4	Houston	29	12	11	6	11	27	40.7%	2	4	50.0%
5	Miami	30	14	13	3	5	19	26.3%	1	2	50.0%
6	New England	31	10	18	3	11	26	42.3%	1	3	33.3%
7	Las Vegas	32	10	20	2	7	26	26.9%	1	1	100.0%
8	Cleveland	33	14	17	2	7	23	30.4%	0	0	0.0%
9t	Denver	35	9	18	8	8	25	32.0%	0	0	0.0%
9t	Jacksonville	35	12	18	5	10	30	33.3%	3	5	60.0%
11	Cincinnati	36	20	13	3	7	23	30.4%	2	2	100.0%
12	Buffalo	38	15	22	1	14	28	50.0%	1	6	16.7%
13	Baltimore	39	5	29	5	8	21	38.1%	0	1	0.0%
14	Kansas City	43	19	22	2	11	27	40.7%	3	4	75.0%
15	New York Jets	44	19	19	6	11	25	44.0%	0	1	0.0%
16	Indianapolis	45	24	19	2	17	31	54.8%	2	2	100.0%
	TOTALS	546	211	284	51	144	403	35.7%	21	40	52.5%

2024 NATIONAL FOOTBALL LEAGUE

NFC TEAM OFFENSE FIRST DOWNS, THIRD DOWNS & FOURTH DOWNS

RANK	TEAM	FIRST DOWNS				THIRD DOWNS			FOURTH DOWNS		
		TOTAL	RUSH	PASS	PEN	MADE	ATT	PCT	MADE	ATT	PCT
1	San Francisco	48	15	29	4	8	23	34.8%	1	3	33.3%
2t	Detroit	47	19	23	5	13	30	43.3%	4	6	66.7%
2t	Philadelphia	47	18	26	3	10	27	37.0%	3	4	75.0%
4	New Orleans	46	28	15	3	12	21	57.1%	0	0	0.0%
5	Washington	44	21	18	5	9	22	40.9%	2	2	100.0%
6	Arizona	42	21	19	2	14	24	58.3%	0	1	0.0%
7	Los Angeles Rams	40	12	24	4	7	23	30.4%	2	5	40.0%
8	Green Bay	38	20	15	3	13	28	46.4%	1	1	100.0%
9t	Atlanta	37	15	19	3	4	18	22.2%	2	3	66.7%
9t	Seattle	37	10	22	5	11	27	40.7%	1	2	50.0%
11	Tampa Bay	36	7	24	5	11	23	47.8%	0	0	0.0%
12	Dallas	35	12	21	2	10	27	37.0%	1	3	33.3%
13	Minnesota	34	15	17	2	10	22	45.5%	1	1	100.0%
14	New York Giants	32	10	19	3	11	26	42.3%	2	5	40.0%
15	Chicago	26	9	12	5	8	30	26.7%	3	4	75.0%
16	Carolina	18	6	10	2	2	22	9.1%	2	6	33.3%
	TOTALS	607	238	313	56	153	393	38.9%	25	46	54.3%

NFC TEAM DEFENSE FIRST DOWNS, THIRD DOWNS & FOURTH DOWNS

RANK	TEAM	FIRST DOWNS				THIRD DOWNS			FOURTH DOWNS		
		TOTAL	RUSH	PASS	PEN	MADE	ATT	PCT	MADE	ATT	PCT
1t	Chicago	31	13	17	1	7	28	25.0%	2	3	66.7%
1t	New Orleans	31	7	20	4	7	23	30.4%	2	6	33.3%
1t	San Francisco	31	11	20	0	13	22	59.1%	0	1	0.0%
4	Seattle	32	15	15	2	11	34	32.4%	1	1	100.0%
5	Arizona	37	12	20	5	5	20	25.0%	3	5	60.0%
6t	Atlanta	38	19	18	1	14	30	46.7%	2	4	50.0%
6t	Minnesota	38	10	25	3	9	28	32.1%	2	6	33.3%
8t	Dallas	39	20	16	3	7	23	30.4%	3	5	60.0%
8t	New York Giants	39	16	19	4	10	24	41.7%	2	2	100.0%
10t	Detroit	40	11	24	5	7	22	31.8%	1	2	50.0%
10t	Washington	40	9	26	5	13	21	61.9%	1	2	50.0%
12	Philadelphia	41	16	20	5	5	20	25.0%	2	3	66.7%
13	Carolina	43	23	15	5	16	29	55.2%	0	0	0.0%
14	Green Bay	44	16	24	4	6	23	26.1%	2	3	66.7%
15	Los Angeles Rams	45	26	16	3	13	24	54.2%	1	1	100.0%
16	Tampa Bay	48	19	23	6	9	25	36.0%	4	6	66.7%
	TOTALS	617	243	318	56	152	396	38.4%	28	50	56.0%

2024 NATIONAL FOOTBALL LEAGUE

NFL TEAM OFFENSE FIRST DOWNS, THIRD DOWNS & FOURTH DOWNS

RANK	TEAM	FIRST DOWNS				THIRD DOWNS			FOURTH DOWNS		
		TOTAL	RUSH	PASS	PEN	MADE	ATT	PCT	MADE	ATT	PCT
1	San Francisco	48	15	29	4	8	23	34.8%	1	3	33.3%
2t	Detroit	47	19	23	5	13	30	43.3%	4	6	66.7%
2t	Philadelphia	47	18	26	3	10	27	37.0%	3	4	75.0%
4t	Baltimore	46	18	25	3	10	25	40.0%	2	3	66.7%
4t	New Orleans	46	28	15	3	12	21	57.1%	0	0	0.0%
6	Washington	44	21	18	5	9	22	40.9%	2	2	100.0%
7	Arizona	42	21	19	2	14	24	58.3%	0	1	0.0%
8	Houston	41	15	24	2	11	28	39.3%	3	3	100.0%
9t	Kansas City	40	13	22	5	5	17	29.4%	2	2	100.0%
9t	Los Angeles Rams	40	12	24	4	7	23	30.4%	2	5	40.0%
11t	Green Bay	38	20	15	3	13	28	46.4%	1	1	100.0%
11t	Miami	38	13	23	2	15	31	48.4%	1	7	14.3%
13t	Atlanta	37	15	19	3	4	18	22.2%	2	3	66.7%
13t	Seattle	37	10	22	5	11	27	40.7%	1	2	50.0%
15t	Buffalo	36	15	16	5	6	18	33.3%	3	3	100.0%
15t	New England	36	19	15	2	12	31	38.7%	0	0	0.0%
15t	Tampa Bay	36	7	24	5	11	23	47.8%	0	0	0.0%
15t	Tennessee	36	18	13	5	8	26	30.8%	1	3	33.3%
19t	Dallas	35	12	21	2	10	27	37.0%	1	3	33.3%
19t	Jacksonville	35	14	17	4	5	19	26.3%	0	1	0.0%
21	Minnesota	34	15	17	2	10	22	45.5%	1	1	100.0%
22	Indianapolis	33	17	14	2	7	19	36.8%	2	4	50.0%
23t	Cleveland	32	12	15	5	4	29	13.8%	6	8	75.0%
23t	Las Vegas	32	2	26	4	9	26	34.6%	0	2	0.0%
23t	Los Angeles Chargers	32	15	14	3	13	31	41.9%	0	0	0.0%
23t	New York Giants	32	10	19	3	11	26	42.3%	2	5	40.0%
23t	Pittsburgh	32	13	13	6	12	30	40.0%	0	1	0.0%
28	Cincinnati	31	11	18	2	8	24	33.3%	2	3	66.7%
29	New York Jets	30	9	20	1	11	22	50.0%	0	1	0.0%
30t	Chicago	26	9	12	5	8	30	26.7%	3	4	75.0%
30t	Denver	26	12	14	0	7	30	23.3%	2	3	66.7%
32	Carolina	18	6	10	2	2	22	9.1%	2	6	33.3%
	TOTALS	1163	454	602	107	296	799	37.0%	49	90	54.4%

2024 NATIONAL FOOTBALL LEAGUE

NFL TEAM DEFENSE FIRST DOWNS, THIRD DOWNS & FOURTH DOWNS

RANK	TEAM	FIRST DOWNS				THIRD DOWNS			FOURTH DOWNS		
		TOTAL	RUSH	PASS	PEN	MADE	ATT	PCT	MADE	ATT	PCT
1	Los Angeles Chargers	21	5	15	1	6	26	23.1%	1	4	25.0%
2	Tennessee	27	12	14	1	7	25	28.0%	2	2	100.0%
3	Pittsburgh	28	11	16	1	4	21	19.0%	2	3	66.7%
4	Houston	29	12	11	6	11	27	40.7%	2	4	50.0%
5	Miami	30	14	13	3	5	19	26.3%	1	2	50.0%
6t	Chicago	31	13	17	1	7	28	25.0%	2	3	66.7%
6t	New England	31	10	18	3	11	26	42.3%	1	3	33.3%
6t	New Orleans	31	7	20	4	7	23	30.4%	2	6	33.3%
6t	San Francisco	31	11	20	0	13	22	59.1%	0	1	0.0%
10t	Las Vegas	32	10	20	2	7	26	26.9%	1	1	100.0%
10t	Seattle	32	15	15	2	11	34	32.4%	1	1	100.0%
12	Cleveland	33	14	17	2	7	23	30.4%	0	0	0.0%
13t	Denver	35	9	18	8	8	25	32.0%	0	0	0.0%
13t	Jacksonville	35	12	18	5	10	30	33.3%	3	5	60.0%
15	Cincinnati	36	20	13	3	7	23	30.4%	2	2	100.0%
16	Arizona	37	12	20	5	5	20	25.0%	3	5	60.0%
17t	Atlanta	38	19	18	1	14	30	46.7%	2	4	50.0%
17t	Buffalo	38	15	22	1	14	28	50.0%	1	6	16.7%
17t	Minnesota	38	10	25	3	9	28	32.1%	2	6	33.3%
20t	Baltimore	39	5	29	5	8	21	38.1%	0	1	0.0%
20t	Dallas	39	20	16	3	7	23	30.4%	3	5	60.0%
20t	New York Giants	39	16	19	4	10	24	41.7%	2	2	100.0%
23t	Detroit	40	11	24	5	7	22	31.8%	1	2	50.0%
23t	Washington	40	9	26	5	13	21	61.9%	1	2	50.0%
25	Philadelphia	41	16	20	5	5	20	25.0%	2	3	66.7%
26t	Carolina	43	23	15	5	16	29	55.2%	0	0	0.0%
26t	Kansas City	43	19	22	2	11	27	40.7%	3	4	75.0%
28t	Green Bay	44	16	24	4	6	23	26.1%	2	3	66.7%
28t	New York Jets	44	19	19	6	11	25	44.0%	0	1	0.0%
30t	Indianapolis	45	24	19	2	17	31	54.8%	2	2	100.0%
30t	Los Angeles Rams	45	26	16	3	13	24	54.2%	1	1	100.0%
32	Tampa Bay	48	19	23	6	9	25	36.0%	4	6	66.7%
	TOTALS	1163	454	602	107	296	799	37.0%	49	90	54.4%

2024 NATIONAL FOOTBALL LEAGUE

2024 NATIONAL FOOTBALL LEAGUE

AFC OFFENSIVE FIRST DOWN YARDAGE

RANK	TEAM	YDS/PL	PLAYS	YARDS
1	Indianapolis	8.44	45	380
2	Jacksonville	6.69	51	341
3	Kansas City	6.55	53	347
4	Miami	5.89	55	324
5	Cincinnati	5.64	45	254
6	Baltimore	5.63	62	349
7	Los Angeles Chargers	5.36	50	268
8	Las Vegas	5.17	54	279
9	Buffalo	5.11	47	240
10	Denver	5.08	51	259
11	Tennessee	4.94	52	257
12	Houston	4.62	60	277
13	New England	4.52	54	244
14	New York Jets	4.27	45	192
15	Pittsburgh	4.20	49	206
16	Cleveland	3.08	51	157
	TOTALS	5.31	824	4374

AFC DEFENSIVE FIRST DOWN YARDAGE

RANK	TEAM	YDS/PL	PLAYS	YARDS
1	Buffalo	3.74	54	202
2	Tennessee	3.82	45	172
3	Denver	4.08	53	216
4	New England	4.22	46	194
5	New York Jets	4.54	59	268
6	Cincinnati	4.90	52	255
7	Cleveland	4.91	54	265
8	Indianapolis	5.26	61	321
9t	Baltimore	5.50	54	297
9t	Las Vegas	5.50	52	286
11	Jacksonville	6.10	51	311
12	Los Angeles Chargers	6.13	45	276
13	Kansas City	6.22	58	361
14	Houston	6.28	43	270
15	Miami	6.60	43	284
16	Pittsburgh	6.94	48	333
	TOTALS	5.27	818	4311

2024 NATIONAL FOOTBALL LEAGUE

NFC OFFENSIVE FIRST DOWN YARDAGE

RANK	TEAM	YDS/PL	PLAYS	YARDS
1	New Orleans	7.46	56	418
2	Atlanta	7.37	51	376
3	Minnesota	6.51	49	319
4	Green Bay	6.45	55	355
5	Detroit	6.21	62	385
6	San Francisco	5.76	63	363
7	Los Angeles Rams	5.42	57	309
8	Arizona	5.13	53	272
9	Tampa Bay	5.12	49	251
10	Carolina	5.10	41	209
11	Dallas	4.84	56	271
12	Washington	4.68	57	267
13	Seattle	4.43	56	248
14	Philadelphia	4.19	63	264
15	Chicago	3.93	46	181
16	New York Giants	3.79	47	178
	TOTALS	5.42	861	4666

NFC DEFENSIVE FIRST DOWN YARDAGE

RANK	TEAM	YDS/PL	PLAYS	YARDS
1	Washington	3.81	48	183
2	Seattle	4.13	55	227
3	Atlanta	4.68	56	262
4	Chicago	4.87	53	258
5	Minnesota	5.05	55	278
6	Dallas	5.22	54	282
7	Tampa Bay	5.26	61	321
8	New York Giants	5.37	54	290
9	New Orleans	5.42	52	282
10	Detroit	5.53	57	315
11	Arizona	5.53	51	282
12	San Francisco	5.54	46	255
13	Green Bay	5.81	59	343
14	Carolina	6.13	56	343
15	Los Angeles Rams	6.71	56	376
16	Philadelphia	8.00	54	432
	TOTALS	5.45	867	4729

2024 NATIONAL FOOTBALL LEAGUE

NFL OFFENSIVE FIRST DOWN YARDAGE

RANK	TEAM	YDS/PL	PLAYS	YARDS
1	Indianapolis	8.44	45	380
2	New Orleans	7.46	56	418
3	Atlanta	7.37	51	376
4	Jacksonville	6.69	51	341
5	Kansas City	6.55	53	347
6	Minnesota	6.51	49	319
7	Green Bay	6.45	55	355
8	Detroit	6.21	62	385
9	Miami	5.89	55	324
10	San Francisco	5.76	63	363
11	Cincinnati	5.64	45	254
12	Baltimore	5.63	62	349
13	Los Angeles Rams	5.42	57	309
14	Los Angeles Chargers	5.36	50	268
15	Las Vegas	5.17	54	279
16	Arizona	5.13	53	272
17	Tampa Bay	5.12	49	251
18	Buffalo	5.11	47	240
19	Carolina	5.10	41	209
20	Denver	5.08	51	259
21	Tennessee	4.94	52	257
22	Dallas	4.84	56	271
23	Washington	4.68	57	267
24	Houston	4.62	60	277
25	New England	4.52	54	244
26	Seattle	4.43	56	248
27	New York Jets	4.27	45	192
28	Pittsburgh	4.20	49	206
29	Philadelphia	4.19	63	264
30	Chicago	3.93	46	181
31	New York Giants	3.79	47	178
32	Cleveland	3.08	51	157
	TOTALS	5.36	1685	9040

2024 NATIONAL FOOTBALL LEAGUE

NFL DEFENSIVE FIRST DOWN YARDAGE

RANK	TEAM	YDS/PL	PLAYS	YARDS
1	Buffalo	3.74	54	202
2	Washington	3.81	48	183
3	Tennessee	3.82	45	172
4	Denver	4.08	53	216
5	Seattle	4.13	55	227
6	New England	4.22	46	194
7	New York Jets	4.54	59	268
8	Atlanta	4.68	56	262
9	Chicago	4.87	53	258
10	Cincinnati	4.90	52	255
11	Cleveland	4.91	54	265
12	Minnesota	5.05	55	278
13	Dallas	5.22	54	282
14t	Indianapolis	5.26	61	321
14t	Tampa Bay	5.26	61	321
16	New York Giants	5.37	54	290
17	New Orleans	5.42	52	282
18t	Baltimore	5.50	54	297
18t	Las Vegas	5.50	52	286
20	Detroit	5.53	57	315
21	Arizona	5.53	51	282
22	San Francisco	5.54	46	255
23	Green Bay	5.81	59	343
24	Jacksonville	6.10	51	311
25	Carolina	6.13	56	343
26	Los Angeles Chargers	6.13	45	276
27	Kansas City	6.22	58	361
28	Houston	6.28	43	270
29	Miami	6.60	43	284
30	Los Angeles Rams	6.71	56	376
31	Pittsburgh	6.94	48	333
32	Philadelphia	8.00	54	432
	TOTALS	5.36	1685	9040

2024 NATIONAL FOOTBALL LEAGUE

2024 NATIONAL FOOTBALL LEAGUE

AFC KICKOFFS (RECEIVING TEAM)

RANK	TEAM	TOTAL KO	ADJ KO	TB	TB%	EZ	EZ%	OB	IN20	AVG START
1	Buffalo	9	9	6	66.7%	6	66.7%	1	0	34.2
2	Los Angeles Chargers	5	5	3	60.0%	3	60.0%	0	0	32.8
3	Las Vegas	12	12	9	75.0%	11	91.7%	0	0	31.6
4	Houston	9	9	6	66.7%	7	77.8%	0	0	30.7
5	Denver	11	11	8	72.7%	8	72.7%	0	0	30.5
6	Cincinnati	9	9	7	77.8%	7	77.8%	0	0	30.1
7	Cleveland	13	13	7	53.8%	8	61.5%	0	0	30.0
8	Indianapolis	12	12	8	66.7%	10	83.3%	0	0	29.8
9	New England	8	8	7	87.5%	7	87.5%	0	0	29.4
10	Kansas City	12	12	10	83.3%	11	91.7%	0	1	29.3
11	New York Jets	12	12	7	58.3%	9	75.0%	0	0	29.1
12	Baltimore	13	13	11	84.6%	13	100.0%	0	0	28.8
13	Miami	9	9	9	100.0%	9	100.0%	0	0	28.3
14	Jacksonville	9	9	6	66.7%	7	77.8%	0	0	27.9
15	Tennessee	11	11	4	36.4%	8	72.7%	0	1	27.7
16	Pittsburgh	6	6	5	83.3%	5	83.3%	0	1	27.3
	TOTALS	160	160	113	70.6%	129	80.6%	1	3	29.8

AFC KICKOFFS (KICKING TEAM)

RANK	TEAM	TOTAL KO	ADJ KO	TB	TB%	EZ	EZ%	OB	IN20	AVG START
1	Denver	8	7	4	57.1%	6	85.7%	0	1	27.3
2	New York Jets	9	9	7	77.8%	8	88.9%	0	0	28.3
3	Miami	7	7	4	57.1%	5	71.4%	0	0	28.4
4	Las Vegas	10	10	7	70.0%	9	90.0%	0	0	29.0
5	Houston	13	12	7	58.3%	11	91.7%	0	0	29.2
6	Kansas City	11	11	9	81.8%	9	81.8%	0	0	29.6
7t	Cleveland	9	9	7	77.8%	8	88.9%	0	0	29.8
7t	Pittsburgh	9	9	7	77.8%	7	77.8%	0	0	29.8
9t	Cincinnati	10	10	9	90.0%	9	90.0%	0	0	30.0
9t	Indianapolis	8	7	7	100.0%	7	100.0%	0	0	30.0
11t	Los Angeles Chargers	12	12	7	58.3%	8	66.7%	1	0	30.3
11t	New England	9	9	8	88.9%	8	88.9%	0	0	30.3
13	Baltimore	11	11	7	63.6%	10	90.9%	0	1	30.7
14	Jacksonville	8	8	6	75.0%	6	75.0%	0	0	31.4
15	Buffalo	13	13	9	69.2%	9	69.2%	1	1	34.1
16	Tennessee	7	6	3	50.0%	5	83.3%	0	0	36.3
	TOTALS	154	150	108	72.0%	125	83.3%	2	3	30.3

ADJ KO: Adjusted kickoffs are used to compute Avg. Team Drive Start. Adjusted kickoffs do not include inside kicks or kickoffs at the end of a half unless either kickoff is returned for a touchdown. Adjusted kickoffs also do not include non-inside kickoffs that result in the kicking team ultimately retaining possession.
 IN20: The number of drives that start inside (not including) the 20-yard line.

2024 NATIONAL FOOTBALL LEAGUE

NFC KICKOFFS (RECEIVING TEAM)

RANK	TEAM	TOTAL KO	ADJ KO	TB	TB%	EZ	EZ%	OB	IN20	AVG START
1	Arizona	10	10	6	60.0%	6	60.0%	1	1	35.3
2	Chicago	10	8	6	75.0%	9	112.5%	0	0	33.6
3t	Los Angeles Rams	13	13	11	84.6%	11	84.6%	0	0	31.0
3t	New York Giants	12	12	5	41.7%	5	41.7%	0	0	31.0
3t	Tampa Bay	9	8	6	75.0%	6	75.0%	1	0	31.0
6	Minnesota	7	6	6	100.0%	6	100.0%	0	0	30.8
7	Washington	12	12	8	66.7%	8	66.7%	1	0	29.7
8	Dallas	12	12	6	50.0%	8	66.7%	0	0	29.5
9	Seattle	10	9	6	66.7%	8	88.9%	0	0	29.4
10	Detroit	11	11	8	72.7%	10	90.9%	0	0	29.3
11	Green Bay	9	8	7	87.5%	8	100.0%	0	1	28.9
12	Philadelphia	13	13	10	76.9%	11	84.6%	0	1	28.6
13	New Orleans	7	7	5	71.4%	5	71.4%	0	0	28.6
14	Atlanta	11	11	8	72.7%	8	72.7%	0	1	28.4
15	Carolina	16	16	3	18.8%	6	37.5%	1	1	28.1
16	San Francisco	9	9	8	88.9%	9	100.0%	0	1	27.2
	TOTALS	171	165	109	66.1%	124	75.2%	4	6	29.9

NFC KICKOFFS (KICKING TEAM)

RANK	TEAM	TOTAL KO	ADJ KO	TB	TB%	EZ	EZ%	OB	IN20	AVG START
1	Dallas	13	13	9	69.2%	10	76.9%	0	0	27.2
2	Philadelphia	11	11	9	81.8%	10	90.9%	0	2	27.7
3	New Orleans	18	18	4	22.2%	7	38.9%	0	1	27.8
4	Green Bay	12	12	10	83.3%	11	91.7%	0	1	28.3
5	Minnesota	10	10	8	80.0%	9	90.0%	0	1	28.3
6	Tampa Bay	13	13	8	61.5%	10	76.9%	0	0	28.5
7	Chicago	10	10	2	20.0%	6	60.0%	0	1	28.6
8	San Francisco	13	12	9	75.0%	10	83.3%	0	0	28.9
9	Detroit	10	10	9	90.0%	9	90.0%	0	0	29.2
10t	Los Angeles Rams	9	9	9	100.0%	9	100.0%	0	0	30.0
10t	Seattle	13	13	10	76.9%	10	76.9%	0	0	30.0
12	Atlanta	9	9	8	88.9%	8	88.9%	0	0	30.3
13	New York Giants	7	7	5	71.4%	5	71.4%	1	0	31.7
14	Carolina	4	4	1	25.0%	1	25.0%	0	0	32.0
15	Washington	11	10	2	20.0%	2	20.0%	1	0	32.2
16	Arizona	14	14	11	78.6%	11	78.6%	1	0	34.0
	TOTALS	177	175	114	65.1%	128	73.1%	3	6	29.5

ADJ KO: Adjusted kickoffs are used to compute Avg. Team Drive Start. Adjusted kickoffs do not include inside kicks or kickoffs at the end of a half unless either kickoff is returned for a touchdown. Adjusted kickoffs also do not include non-inside kickoffs that result in the kicking team ultimately retaining possession.

IN20: The number of drives that start inside (not including) the 20-yard line.

2024 NATIONAL FOOTBALL LEAGUE

NFL KICKOFFS (RECEIVING TEAM)

RANK	TEAM	TOTAL KO	ADJ KO	TB	TB%	EZ	EZ%	OB	IN20	AVG START
1	Arizona	10	10	6	60.0%	6	60.0%	1	1	35.3
2	Buffalo	9	9	6	66.7%	6	66.7%	1	0	34.2
3	Chicago	10	8	6	75.0%	9	112.5%	0	0	33.6
4	Los Angeles Chargers	5	5	3	60.0%	3	60.0%	0	0	32.8
5	Las Vegas	12	12	9	75.0%	11	91.7%	0	0	31.6
6t	Los Angeles Rams	13	13	11	84.6%	11	84.6%	0	0	31.0
6t	New York Giants	12	12	5	41.7%	5	41.7%	0	0	31.0
6t	Tampa Bay	9	8	6	75.0%	6	75.0%	1	0	31.0
9	Minnesota	7	6	6	100.0%	6	100.0%	0	0	30.8
10	Houston	9	9	6	66.7%	7	77.8%	0	0	30.7
11	Denver	11	11	8	72.7%	8	72.7%	0	0	30.5
12	Cincinnati	9	9	7	77.8%	7	77.8%	0	0	30.1
13	Cleveland	13	13	7	53.8%	8	61.5%	0	0	30.0
14	Indianapolis	12	12	8	66.7%	10	83.3%	0	0	29.8
15	Washington	12	12	8	66.7%	8	66.7%	1	0	29.7
16	Dallas	12	12	6	50.0%	8	66.7%	0	0	29.5
17	Seattle	10	9	6	66.7%	8	88.9%	0	0	29.4
18	New England	8	8	7	87.5%	7	87.5%	0	0	29.4
19	Kansas City	12	12	10	83.3%	11	91.7%	0	1	29.3
20	Detroit	11	11	8	72.7%	10	90.9%	0	0	29.3
21	New York Jets	12	12	7	58.3%	9	75.0%	0	0	29.1
22	Green Bay	9	8	7	87.5%	8	100.0%	0	1	28.9
23	Baltimore	13	13	11	84.6%	13	100.0%	0	0	28.8
24	Philadelphia	13	13	10	76.9%	11	84.6%	0	1	28.6
25	New Orleans	7	7	5	71.4%	5	71.4%	0	0	28.6
26	Atlanta	11	11	8	72.7%	8	72.7%	0	1	28.4
27	Miami	9	9	9	100.0%	9	100.0%	0	0	28.3
28	Carolina	16	16	3	18.8%	6	37.5%	1	1	28.1
29	Jacksonville	9	9	6	66.7%	7	77.8%	0	0	27.9
30	Tennessee	11	11	4	36.4%	8	72.7%	0	1	27.7
31	Pittsburgh	6	6	5	83.3%	5	83.3%	0	1	27.3
32	San Francisco	9	9	8	88.9%	9	100.0%	0	1	27.2
	TOTALS	662	650	444	68.3%	506	77.8%	10	18	29.9

ADJ KO: Adjusted kickoffs are used to compute Avg. Team Drive Start. Adjusted kickoffs do not include inside kicks or kickoffs at the end of a half unless either kickoff is returned for a touchdown. Adjusted kickoffs also do not include non-onside kickoffs that result in the kicking team ultimately retaining possession.

IN20: The number of drives that start inside (not including) the 20-yard line.

2024 NATIONAL FOOTBALL LEAGUE

NFL KICKOFFS (KICKING TEAM)

RANK	TEAM	TOTAL KO	ADJ KO	TB	TB%	EZ	EZ%	OB	IN20	AVG START
1	Dallas	13	13	9	69.2%	10	76.9%	0	0	27.2
2	Denver	8	7	4	57.1%	6	85.7%	0	1	27.3
3	Philadelphia	11	11	9	81.8%	10	90.9%	0	2	27.7
4	New Orleans	18	18	4	22.2%	7	38.9%	0	1	27.8
5	Green Bay	12	12	10	83.3%	11	91.7%	0	1	28.3
6	Minnesota	10	10	8	80.0%	9	90.0%	0	1	28.3
7	New York Jets	9	9	7	77.8%	8	88.9%	0	0	28.3
8	Miami	7	7	4	57.1%	5	71.4%	0	0	28.4
9	Tampa Bay	13	13	8	61.5%	10	76.9%	0	0	28.5
10	Chicago	10	10	2	20.0%	6	60.0%	0	1	28.6
11	San Francisco	13	12	9	75.0%	10	83.3%	0	0	28.9
12	Las Vegas	10	10	7	70.0%	9	90.0%	0	0	29.0
13	Houston	13	12	7	58.3%	11	91.7%	0	0	29.2
14	Detroit	10	10	9	90.0%	9	90.0%	0	0	29.2
15	Kansas City	11	11	9	81.8%	9	81.8%	0	0	29.6
16t	Cleveland	9	9	7	77.8%	8	88.9%	0	0	29.8
16t	Pittsburgh	9	9	7	77.8%	7	77.8%	0	0	29.8
18t	Cincinnati	10	10	9	90.0%	9	90.0%	0	0	30.0
18t	Indianapolis	8	7	7	100.0%	7	100.0%	0	0	30.0
18t	Los Angeles Rams	9	9	9	100.0%	9	100.0%	0	0	30.0
18t	Seattle	13	13	10	76.9%	10	76.9%	0	0	30.0
22t	Atlanta	9	9	8	88.9%	8	88.9%	0	0	30.3
22t	Los Angeles Chargers	12	12	7	58.3%	8	66.7%	1	0	30.3
22t	New England	9	9	8	88.9%	8	88.9%	0	0	30.3
25	Baltimore	11	11	7	63.6%	10	90.9%	0	1	30.7
26	Jacksonville	8	8	6	75.0%	6	75.0%	0	0	31.4
27	New York Giants	7	7	5	71.4%	5	71.4%	1	0	31.7
28	Carolina	4	4	1	25.0%	1	25.0%	0	0	32.0
29	Washington	11	10	2	20.0%	2	20.0%	1	0	32.2
30	Arizona	14	14	11	78.6%	11	78.6%	1	0	34.0
31	Buffalo	13	13	9	69.2%	9	69.2%	1	1	34.1
32	Tennessee	7	6	3	50.0%	5	83.3%	0	0	36.3
	TOTALS	662	650	444	68.3%	506	77.8%	10	18	29.9

ADJ KO: Adjusted kickoffs are used to compute Avg. Team Drive Start. Adjusted kickoffs do not include inside kicks or kickoffs at the end of a half unless either kickoff is returned for a touchdown. Adjusted kickoffs also do not include non-onside kickoffs that result in the kicking team ultimately retaining possession.

IN20: The number of drives that start inside (not including) the 20-yard line.

2024 NATIONAL FOOTBALL LEAGUE

AFC PLAYER SINGLE-GAME HIGHS

CATEGORY	TOTAL	PLAYER	GAME	DETAILS
Points	18	Chris Boswell	PIT at ATL, Sep. 8	6 FG
	18	James Cook	BUF at MIA, Sep. 12	3 TD
Passing Yards	338	Tua Tagovailoa	MIA vs. JAX, Sep. 8	23-37, 338 YDS, 1 TD, 0 INT
Longest Pass	80	Tua Tagovailoa	MIA vs. JAX, Sep. 8	to Tyreek Hill (TD)
Passing Touchdowns	2			7 times in non-overtime games
Rushing Yards	159	Joe Mixon	HOU at IND, Sep. 8	30-159, 1 TD
Rushing Attempts	30	Joe Mixon	HOU at IND, Sep. 8	30-159, 1 TD
Longest Rush	61	J.K. Dobbins	LAC vs. LV, Sep. 8	
Receptions	9			3 times in non-overtime games
Receiving Yards	135	Nico Collins	HOU vs. CHI, Sep. 15	8-135, 1 TD
Kickoff Return Yards	127	Jha'Quan Jackson	TEN at CHI, Sep. 8	5-127, 0 TD
Kickoff Returns	5	Jha'Quan Jackson	TEN at CHI, Sep. 8	5-127, 0 TD
Longest Kickoff Return	53	Brandon Codrington	BUF vs. ARI, Sep. 8	
Punt Return Yards	72	Jaelon Darden	CLE vs. DAL, Sep. 8	5-72, 0 FC, 0 TD
Punt Returns	5			4 times in non-overtime games
Longest Punt Return	28	Jaelon Darden	CLE vs. DAL, Sep. 8	
Interceptions	2	Ja'Marcus Ingram	BUF at MIA, Sep. 12	
Longest Interception Return	49	Donte Jackson	PIT at ATL, Sep. 8	
Sacks	3.0	Greg Rousseau	BUF vs. ARI, Sep. 8	
	3.0	Will McDonald IV	NYJ at TEN, Sep. 15	
Scrimmage Yards	178	Joe Mixon	HOU at IND, Sep. 8	Rush: 30-159, Rec: 3-19
Longest Punt	80	Ryan Rehkow	CIN vs. NE, Sep. 8	
Punts	8	Riley Dixon	DEN at SEA, Sep. 8	8-389 (48.6)
	8	Corliss Waitman	PIT at DEN, Sep. 15	8-424 (53.0)
Field Goals Made	6	Chris Boswell	PIT at ATL, Sep. 8	6-6, 57 long
Longest Field Goal	59	Ka'imi Fairbairn	HOU vs. CHI, Sep. 15	

2024 NATIONAL FOOTBALL LEAGUE

NFC PLAYER SINGLE-GAME HIGHS

CATEGORY	TOTAL	PLAYER	GAME	DETAILS
Points	24	Alvin Kamara	NO at DAL, Sep. 15	4 TD
Passing Yards	327	Geno Smith	SEA at NE, Sep. 15 (OT)	33-44, 327 YDS, 1 TD, 0 INT
	319	Brock Purdy	SF at MIN, Sep. 15	28-36, 319 YDS, 1 TD, 1 INT
Longest Pass	97	Sam Darnold	MIN vs. SF, Sep. 15	to Justin Jefferson (TD)
Passing Touchdowns	4	Baker Mayfield	TB vs. WAS, Sep. 8	24-30, 289 YDS, 4 TD, 0 INT
Rushing Yards	151	Josh Jacobs	GB vs. IND, Sep. 15	32-151, 0 TD
Rushing Attempts	32	Josh Jacobs	GB vs. IND, Sep. 15	32-151, 0 TD
Longest Rush	41	Emari Demercado	ARI vs. LAR, Sep. 15	
Receptions	14	Cooper Kupp	LAR at DET, Sep. 8 (OT)	14-110, 1 TD
	11	Amon-Ra St. Brown	DET vs. TB, Sep. 15	11-119, 0 TD
Receiving Yards	138	Jayden Reed	GB at PHI, Sep. 6	4-138, 1 TD
Kickoff Return Yards	204	Raheem Blackshear	CAR at NO, Sep. 8	8-204, 0 TD
Kickoff Returns	8	Raheem Blackshear	CAR at NO, Sep. 8	8-204, 0 TD
Longest Kickoff Return	96	DeeJay Dallas	ARI at BUF, Sep. 8	(TD)
Punt Return Yards	96	KaVontae Turpin	DAL at CLE, Sep. 8	5-96, 0 FC, 1 TD
Punt Returns	5	DeAndre Carter	CHI vs. TEN, Sep. 8	5-64, 0 FC, 0 TD
	5	KaVontae Turpin	DAL at CLE, Sep. 8	5-96, 0 FC, 1 TD
Longest Punt Return	60	KaVontae Turpin	DAL at CLE, Sep. 8	(TD)
Interceptions	1			30 times, 28 in non-overtime games
Longest Interception Return	47	Paulson Adebo	NO at DAL, Sep. 15	
Sacks	4.0	Aidan Hutchinson	DET vs. TB, Sep. 15	
Scrimmage Yards	180	Alvin Kamara	NO at DAL, Sep. 15	Rush: 20-115, Rec: 2-65
Longest Punt	64	Johnny Hekker	CAR vs. LAC, Sep. 15	
Punts	7	Johnny Hekker	CAR vs. LAC, Sep. 15	7-311 (44.4)
Field Goals Made	7	Austin Seibert	WAS vs. NYG, Sep. 15	7-7, 45 long
Longest Field Goal	57			3 times in non-overtime games

2024 NATIONAL FOOTBALL LEAGUE

NFL PLAYER SINGLE-GAME HIGHS

CATEGORY	TOTAL	PLAYER	GAME	DETAILS
Points	24	Alvin Kamara	NO at DAL, Sep. 15	4 TD
Passing Yards	338	Tua Tagovailoa	MIA vs. JAX, Sep. 8	23-37, 338 YDS, 1 TD, 0 INT
Longest Pass	97	Sam Darnold	MIN vs. SF, Sep. 15	to Justin Jefferson (TD)
Passing Touchdowns	4	Baker Mayfield	TB vs. WAS, Sep. 8	24-30, 289 YDS, 4 TD, 0 INT
Rushing Yards	159	Joe Mixon	HOU at IND, Sep. 8	30-159, 1 TD
Rushing Attempts	32	Josh Jacobs	GB vs. IND, Sep. 15	32-151, 0 TD
Longest Rush	61	J.K. Dobbins	LAC vs. LV, Sep. 8	
Receptions	14	Cooper Kupp	LAR at DET, Sep. 8 (OT)	14-110, 1 TD
	11	Amon-Ra St. Brown	DET vs. TB, Sep. 15	11-119, 0 TD
Receiving Yards	138	Jayden Reed	GB at PHI, Sep. 6	4-138, 1 TD
Kickoff Return Yards	204	Raheem Blackshear	CAR at NO, Sep. 8	8-204, 0 TD
Kickoff Returns	8	Raheem Blackshear	CAR at NO, Sep. 8	8-204, 0 TD
Longest Kickoff Return	96	DeeJay Dallas	ARI at BUF, Sep. 8	(TD)
Punt Return Yards	96	KaVontae Turpin	DAL at CLE, Sep. 8	5-96, 0 FC, 1 TD
Punt Returns	5			6 times in non-overtime games
Longest Punt Return	60	KaVontae Turpin	DAL at CLE, Sep. 8	(TD)
Interceptions	2	Ja'Marcus Ingram	BUF at MIA, Sep. 12	
Longest Interception Return	49	Donte Jackson	PIT at ATL, Sep. 8	
Sacks	4.0	Aidan Hutchinson	DET vs. TB, Sep. 15	
Scrimmage Yards	180	Alvin Kamara	NO at DAL, Sep. 15	Rush: 20-115, Rec: 2-65
Longest Punt	80	Ryan Rehkow	CIN vs. NE, Sep. 8	
Punts	8	Riley Dixon	DEN at SEA, Sep. 8	8-389 (48.6)
	8	Corliss Waitman	PIT at DEN, Sep. 15	8-424 (53.0)
Field Goals Made	7	Austin Seibert	WAS vs. NYG, Sep. 15	7-7, 45 long
Longest Field Goal	59	Ka'imi Fairbairn	HOU vs. CHI, Sep. 15	

2024 NATIONAL FOOTBALL LEAGUE

2024 NATIONAL FOOTBALL LEAGUE

300-YARD PASSING GAMES

YARDS	PLAYER	GAME	DETAILS
338	Tua Tagovailoa	MIA vs. JAX, Sep. 8	23-37, 1 TD, 0 INT
327	Geno Smith	SEA at NE, Sep. 15 (OT)	33-44, 1 TD, 0 INT
319	Brock Purdy	SF at MIN, Sep. 15	28-36, 1 TD, 1 INT
317	Matthew Stafford	LAR at DET, Sep. 8 (OT)	34-49, 1 TD, 1 INT
307	Jared Goff	DET vs. TB, Sep. 15	34-55, 0 TD, 2 INT

2024 NATIONAL FOOTBALL LEAGUE

2024 NATIONAL FOOTBALL LEAGUE

100-YARD RECEIVING GAMES

YARDS	PLAYER	GAME	DETAILS
138	Jayden Reed	GB at PHI, Sep. 6	4 REC, 1 TD
135	Nico Collins	HOU vs. CHI, Sep. 15	8 REC, 1 TD
133	Justin Jefferson	MIN vs. SF, Sep. 15	4 REC, 1 TD
130	Tyreek Hill	MIA vs. JAX, Sep. 8	7 REC, 1 TD
130	Marvin Harrison Jr.	ARI vs. LAR, Sep. 15	4 REC, 2 TD
129	DK Metcalf	SEA at NE, Sep. 15 (OT)	10 REC, 1 TD
127	Malik Nabers	NYG at WAS, Sep. 15	10 REC, 1 TD
125	Alec Pierce	IND vs. HOU, Sep. 8	3 REC, 1 TD
121	Jameson Williams	DET vs. LAR, Sep. 8 (OT)	5 REC, 1 TD
119	A.J. Brown	PHI vs. GB, Sep. 6	5 REC, 1 TD
119	Amon-Ra St. Brown	DET vs. TB, Sep. 15	11 REC, 0 TD
117	Nico Collins	HOU at IND, Sep. 8	6 REC, 0 TD
117	Chris Godwin	TB at DET, Sep. 15	7 REC, 1 TD
117	Jaxon Smith-Njigba	SEA at NE, Sep. 15 (OT)	12 REC, 0 TD
111	Isaiah Likely	BAL at KC, Sep. 5	9 REC, 1 TD
110	Cooper Kupp	LAR at DET, Sep. 8 (OT)	14 REC, 1 TD
110	Davante Adams	LV at BAL, Sep. 15	9 REC, 1 TD
110	Deebo Samuel Sr.	SF at MIN, Sep. 15	8 REC, 0 TD
109	Jaylen Waddle	MIA vs. JAX, Sep. 8	5 REC, 0 TD
109	Hunter Henry	NE vs. SEA, Sep. 15 (OT)	8 REC, 0 TD
103	Rashee Rice	KC vs. BAL, Sep. 5	7 REC, 0 TD

2024 NATIONAL FOOTBALL LEAGUE

2024 NATIONAL FOOTBALL LEAGUE

100-YARD RUSHING GAMES

YARDS	PLAYER	GAME	DETAILS
159	Joe Mixon	HOU at IND, Sep. 8	30 ATT, 1 TD
151	Josh Jacobs	GB vs. IND, Sep. 15	32 ATT, 0 TD
147	Jordan Mason	SF vs. NYJ, Sep. 9	28 ATT, 1 TD
135	J.K. Dobbins	LAC vs. LV, Sep. 8	10 ATT, 1 TD
133	Brian Robinson	WAS vs. NYG, Sep. 15	17 ATT, 0 TD
131	J.K. Dobbins	LAC at CAR, Sep. 15	17 ATT, 1 TD
122	Lamar Jackson	BAL at KC, Sep. 5	16 ATT, 0 TD
122	James Conner	ARI vs. LAR, Sep. 15	21 ATT, 1 TD
120	Rhamondre Stevenson	NE at CIN, Sep. 8	25 ATT, 1 TD
115	Alvin Kamara	NO at DAL, Sep. 15	20 ATT, 3 TD
109	Saquon Barkley	PHI vs. GB, Sep. 6	24 ATT, 2 TD
103	Kenneth Walker III	SEA vs. DEN, Sep. 8	20 ATT, 1 TD
103	Jonathan Taylor	IND at GB, Sep. 15	12 ATT, 0 TD
100	Jordan Mason	SF at MIN, Sep. 15	20 ATT, 1 TD

2024 NATIONAL FOOTBALL LEAGUE

2024 NATIONAL FOOTBALL LEAGUE

AFC LEADING PASSERS

RANK	PLAYER	TEAM	ATT	COMP	COMP%	YDS	YPA	TD	TD%	LONG	INT	INT%	RATING
1	Allen	BUF	42	31	73.8%	371	8.83	3	7.1%	33	0	0.0%	124.2
2	Stroud	HOU	68	47	69.1%	494	7.26	3	4.4%	55	0	0.0%	104.7
3	Burrow	CIN	65	44	67.7%	422	6.49	2	3.1%	47	0	0.0%	95.8
4	Herbert	LAC	46	31	67.4%	274	5.96	3	6.5%	29t	1	2.2%	95.7
5	Minshev	LV	71	55	77.5%	533	7.51	2	2.8%	33	2	2.8%	95.6
6	Fields	PIT	43	30	69.8%	273	6.35	1	2.3%	40	0	0.0%	94.4
7	Rodgers	NYJ	51	31	60.8%	343	6.73	3	5.9%	36t	1	2.0%	92.2
8	Mahomes	KC	53	38	71.7%	442	8.34	3	5.7%	44t	3	5.7%	91.9
9	L. Jackson	BAL	75	47	62.7%	520	6.93	2	2.7%	49t	1	1.3%	86.5
10	Lawrence	JAX	51	26	51.0%	382	7.49	1	2.0%	66	0	0.0%	82.3
11	Brissett	NE	51	30	58.8%	270	5.29	1	2.0%	35	0	0.0%	79.7
12	Tagovailoa	MIA	62	40	64.5%	483	7.79	2	3.2%	80t	3	4.8%	78.9
13	Levis	TEN	60	38	63.3%	319	5.32	2	3.3%	40t	3	5.0%	67.3
14	Richardson	IND	53	26	49.1%	416	7.85	3	5.7%	60t	4	7.5%	63.1
15	D. Watson	CLE	79	46	58.2%	355	4.49	1	1.3%	30	2	2.5%	63.0
16	*Nix	DEN	77	46	59.7%	384	4.99	0	0.0%	49	4	5.2%	51.0

2024 NATIONAL FOOTBALL LEAGUE

AFC LEADING PASSERS, RANKS

PLAYER	TEAM	ATT	COMP	COMP%	YDS	YPA	TD	TD%	INT	INT%	RATING
Allen	BUF	16	10t	2	10	1	1t	1	1t	1t	1
Stroud	HOU	5	2t	5	3	7	1t	6	1t	1t	2
Burrow	CIN	6	6	6	6	10	7t	9	1t	1t	3
Herbert	LAC	14	10t	7	14	12	1t	2	7t	9	4
Minshew	LV	4	1	1	1	5	7t	10	10t	11	5
Fields	PIT	15	13t	4	15	11	12t	12	1t	1t	6
Rodgers	NYJ	11t	10t	11	12	9	1t	3	7t	8	7
Mahomes	KC	9t	8t	3	5	2	1t	4t	12t	15	8
L. Jackson	BAL	3	2t	10	2	8	7t	11	7t	7	9
Lawrence	JAX	11t	15t	15	9	6	12t	13t	1t	1t	10
Brissett	NE	11t	13t	13	16	14	12t	13t	1t	1t	11
Tagovailoa	MIA	7	7	8	4	4	7t	8	12t	12	12
Levis	TEN	8	8t	9	13	13	7t	7	12t	13	13
Richardson	IND	9t	15t	16	7	3	1t	4t	15t	16	14
D. Watson	CLE	1	4t	14	11	16	12t	15	10t	10	15
*Nix	DEN	2	4t	12	8	15	17t	16	15t	14	16

2024 NATIONAL FOOTBALL LEAGUE

AFC FOURTH-QUARTER PASSING LEADERS

RANK	PLAYER	TEAM	ATT	COMP	COMP%	YDS	YPA	TD	TD%	INT	INT%	RATING
1	Mahomes	KC	10	8	80.0%	91	9.10	1	10.0%	0	0.0%	137.9
2	Stroud	HOU	11	9	81.8%	84	7.64	1	9.1%	0	0.0%	128.8
3	T. Taylor	NYJ	8	6	75.0%	36	4.50	1	12.5%	0	0.0%	122.9
4	Herbert	LAC	9	5	55.6%	37	4.11	1	11.1%	0	0.0%	102.5
5	Minshev	LV	26	19	73.1%	222	8.54	1	3.8%	1	3.8%	95.4
6	Rodgers	NYJ	10	7	70.0%	83	8.30	0	0.0%	0	0.0%	95.0
7	L. Jackson	BAL	22	12	54.5%	156	7.09	1	4.5%	0	0.0%	92.2
8	Allen	BUF	10	6	60.0%	89	8.90	0	0.0%	0	0.0%	89.2
9	Brissett	NE	8	6	75.0%	40	5.00	0	0.0%	0	0.0%	85.4
10	Tagovailoa	MIA	8	5	62.5%	50	6.25	0	0.0%	0	0.0%	80.2
11	Burrow	CIN	16	10	62.5%	97	6.06	0	0.0%	0	0.0%	79.4
12	Thompson	MIA	13	8	61.5%	80	6.15	0	0.0%	0	0.0%	79.0
13	Lawrence	JAX	14	6	42.9%	104	7.43	0	0.0%	0	0.0%	68.8
14	Richardson	IND	25	11	44.0%	219	8.76	2	8.0%	2	8.0%	68.6
15	Fields	PIT	5	3	60.0%	16	3.20	0	0.0%	0	0.0%	65.4
16	D. Watson	CLE	23	14	60.9%	106	4.61	0	0.0%	1	4.3%	53.9
17	*Nix	DEN	30	19	63.3%	178	5.93	0	0.0%	2	6.7%	51.8
18	Levis	TEN	19	11	57.9%	68	3.58	0	0.0%	2	10.5%	25.7

2024 NATIONAL FOOTBALL LEAGUE

AFC THIRD-DOWN PASSING LEADERS

RANK	PLAYER	TEAM	ATT	COMP	COMP%	YDS	YPA	TD	TD%	INT	INT%	RATING
1	Stroud	HOU	19	16	84.2%	180	9.47	1	5.3%	0	0.0%	123.7
2	Rodgers	NYJ	14	10	71.4%	127	9.07	1	7.1%	0	0.0%	123.2
3	Herbert	LAC	17	11	64.7%	105	6.18	3	17.6%	0	0.0%	121.3
4	Allen	BUF	13	7	53.8%	123	9.46	1	7.7%	0	0.0%	112.0
5	Fields	PIT	14	10	71.4%	84	6.00	1	7.1%	0	0.0%	110.4
6	Burrow	CIN	14	10	71.4%	76	5.43	1	7.1%	0	0.0%	108.0
7	D. Watson	CLE	17	14	82.4%	127	7.47	0	0.0%	0	0.0%	97.8
8	Mahomes	KC	10	7	70.0%	65	6.50	0	0.0%	0	0.0%	87.5
9	L. Jackson	BAL	19	11	57.9%	118	6.21	0	0.0%	0	0.0%	76.2
10	Minshew	LV	17	13	76.5%	136	8.00	0	0.0%	1	5.9%	74.6
11	Lawrence	JAX	14	3	21.4%	70	5.00	1	7.1%	0	0.0%	71.7
12	Brissett	NE	18	10	55.6%	81	4.50	0	0.0%	0	0.0%	67.1
13	*Nix	DEN	24	14	58.3%	130	5.42	0	0.0%	1	4.2%	55.9
14	Tagovailoa	MIA	15	9	60.0%	134	8.93	0	0.0%	2	13.3%	49.7
15	Levis	TEN	15	8	53.3%	85	5.67	0	0.0%	1	6.7%	42.4

2024 NATIONAL FOOTBALL LEAGUE

AFC LEADING RUSHERS

RANK	PLAYER	TEAM	ATT	YDS	AVG	LONG	TD
1	Dobbins	LAC	27	266	9.9	61	2
2	Stevenson	NE	46	201	4.4	18	2
3	Mixon	HOU	39	184	4.7	16	1
4	L. Jackson (QB)	BAL	21	167	8.0	25	0
5	Taylor	IND	28	151	5.4	29	1
6	Cook	BUF	30	149	5.0	49t	2
7	Pollard	TEN	33	144	4.4	26t	1
8	Harris	PIT	37	139	3.8	20	0
9	Pacheco	KC	34	135	4.0	11	1
10	Henry	BAL	31	130	4.2	29	2
11	Achane	MIA	32	120	3.8	17	1
12	Hall	NYJ	30	116	3.9	30	1
13	Gibson	NE	18	114	6.3	45	0
14	J. Ford	CLE	19	108	5.7	36	1
15	Etienne	JAX	25	96	3.8	20	2
16	Richardson (QB)	IND	10	93	9.3	21	1
17	Edwards	LAC	29	85	2.9	10	0
18	Fields (QB)	PIT	22	84	3.8	16	0
19	Moss	CIN	21	78	3.7	16	1
20	Levis (QB)	TEN	8	74	9.3	21	0
21	Bigsby	JAX	12	73	6.1	26	0
22	White	LV	22	68	3.1	12	0
23	*Nix (QB)	DEN	9	60	6.7	23	1
24	D. Watson (QB)	CLE	10	59	5.9	16	1
25	Lawrence (QB)	JAX	3	53	17.7	33	0
26	Warren	PIT	11	49	4.5	11	0
27t	C. Brown	CIN	7	42	6.0	12	0
27t	*Davis	BUF	12	42	3.5	13	0
27t	Foreman	CLE	14	42	3.0	9	0
30t	*Allen	NYJ	8	41	5.1	20t	1
30t	Allen (QB)	BUF	11	41	3.7	9	2
30t	Spears	TEN	10	41	4.1	11	0
33	Williams	DEN	19	40	2.1	9	0
34	Brissett (QB)	NE	9	38	4.2	16	0
35	Dell (WR)	HOU	5	35	7.0	18	0
36	McLaughlin	DEN	13	33	2.5	15	0
37t	Akers	HOU	7	32	4.6	13	0
37t	Mahomes (QB)	KC	6	32	5.3	9	0
39	Tagovailoa (QB)	MIA	3	28	9.3	11	0
40	*Steele	KC	9	27	3.0	9	0
41t	D. Johnson	JAX	5	26	5.2	9	0
41t	Wilson	MIA	5	26	5.2	14	0
41t	*Worthy (WR)	KC	2	26	13.0	21t	1
44	Hill	BAL	5	25	5.0	14	0
45t	Burrow (QB)	CIN	10	24	2.4	6	0
45t	Herbert (QB)	LAC	10	24	2.4	13	0
47	Mattison	LV	9	20	2.2	7	1
48t	Badie	DEN	1	16	16.0	16	0
48t	Patterson	PIT	6	16	2.7	5	0
48t	Pierce	HOU	3	16	5.3	9	0

2024 NATIONAL FOOTBALL LEAGUE

AFC THIRD-AND-ONE RUSHING LEADERS

RANK	PLAYER	TEAM	ATT	FD	PCT
1t	Dobbins	LAC	3	3	100.0%
1t	Fields (QB)	PIT	3	3	100.0%
1t	*Allen	NYJ	2	2	100.0%
1t	Burrow (QB)	CIN	2	2	100.0%
1t	Levis (QB)	TEN	2	2	100.0%
1t	Achane	MIA	1	1	100.0%
1t	Etienne	JAX	1	1	100.0%
1t	Hill	BAL	1	1	100.0%
1t	L. Jackson (QB)	BAL	1	1	100.0%
1t	Mixon	HOU	1	1	100.0%
1t	Moss	CIN	1	1	100.0%
1t	Spears	TEN	1	1	100.0%
13	Ingold	MIA	4	3	75.0%
14	Williams	DEN	2	1	50.0%
15	Hall	NYJ	3	1	33.3%

2024 NATIONAL FOOTBALL LEAGUE

AFC LEADERS IN RECEPTIONS

RANK	PLAYER	TEAM	REC	YDS	AVG	LONG	TD
1	*Bowers (TE)	LV	15	156	10.4	27	0
2t	Collins	HOU	14	252	18.0	55	1
2t	Adams	LV	14	169	12.1	30	1
2t	Achane (RB)	MIA	14	145	10.4	39	1
5	Flowers	BAL	13	128	9.8	21	1
6t	Rice	KC	12	178	14.8	44t	1
6t	Hall (RB)	NYJ	12	91	7.6	26t	1
8	Likely (TE)	BAL	11	137	12.5	49t	1
9t	T. Hill	MIA	10	154	15.4	80t	1
9t	Henry (TE)	NE	10	127	12.7	35	0
9t	Wilson	NYJ	10	117	11.7	26	0
9t	Gesicki (TE)	CIN	10	109	10.9	37	0
9t	Chase	CIN	10	97	9.7	28	0
9t	Diggs	HOU	10	70	7.0	21	2
15t	Waddle	MIA	9	150	16.7	63	0
15t	Reynolds	DEN	9	138	15.3	49	0
15t	Moore	CLE	9	53	5.9	22	0
18t	Pierce	IND	8	181	22.6	60t	2
18t	Pickens	PIT	8	114	14.3	40	0
18t	Lazard	NYJ	8	100	12.5	36t	2
18t	Jeudy	CLE	8	98	12.3	30	1
18t	Shakir	BUF	8	96	12.0	21	1
18t	Johnston	LAC	8	89	11.1	29t	2
18t	Freiermuth (TE)	PIT	8	66	8.3	14	0
18t	Hill (RB)	BAL	8	62	7.8	18	0
18t	Pollard (RB)	TEN	8	52	6.5	22	0
18t	*Vele	DEN	8	39	4.9	9	0
28t	Ridley	TEN	7	127	18.1	40t	1
28t	Meyers	LV	7	90	12.9	33	0
28t	*McConkey	LAC	7	65	9.3	15	1
28t	J. Smith (TE)	MIA	7	60	8.6	15	0
28t	Pacheco (RB)	KC	7	54	7.7	23	0
28t	Pittman	IND	7	52	7.4	13	0
28t	J. Ford (RB)	CLE	7	25	3.6	8	0
35t	*B. Thomas	JAX	6	141	23.5	66	1
35t	Davis	JAX	6	105	17.5	22	0
35t	Andrews (TE)	BAL	6	65	10.8	16	0
35t	Williams (RB)	DEN	6	48	8.0	14	0
35t	Mixon (RB)	HOU	6	44	7.3	11	0
35t	Spears (RB)	TEN	6	22	3.7	6	0
41t	Bateman	BAL	5	93	18.6	38	0
41t	Sutton	DEN	5	64	12.8	26	0
41t	Boyd	TEN	5	44	8.8	17	0
41t	Kincaid (TE)	BUF	5	44	8.8	11	0
41t	Schultz (TE)	HOU	5	37	7.4	16	0
41t	Iosivas	CIN	5	33	6.6	13	2
41t	Okonkwo (TE)	TEN	5	31	6.2	17t	1
41t	Dulcich (TE)	DEN	5	28	5.6	9	0
41t	Cooper	CLE	5	27	5.4	10	0
41t	Etienne (RB)	JAX	5	21	4.2	12	0
41t	White (RB)	LV	5	16	3.2	11	0
41t	Stevenson (RB)	NE	5	15	3.0	7	0
41t	McLaughlin (RB)	DEN	5	1	0.2	3	0

2024 NATIONAL FOOTBALL LEAGUE

AFC RECEIVING YARDAGE LEADERS

RANK	PLAYER	TEAM	YDS	REC	AVG	LONG	TD
1	Collins	HOU	252	14	18.0	55	1
2	Pierce	IND	181	8	22.6	60t	2
3	Rice	KC	178	12	14.8	44t	1
4	Adams	LV	169	14	12.1	30	1
5	*Bowers (TE)	LV	156	15	10.4	27	0
6	T. Hill	MIA	154	10	15.4	80t	1
7	Waddle	MIA	150	9	16.7	63	0
8	Achane (RB)	MIA	145	14	10.4	39	1
9	*B. Thomas	JAX	141	6	23.5	66	1
10	Reynolds	DEN	138	9	15.3	49	0
11	Likely (TE)	BAL	137	11	12.5	49t	1
12	Flowers	BAL	128	13	9.8	21	1
13t	Henry (TE)	NE	127	10	12.7	35	0
13t	Ridley	TEN	127	7	18.1	40t	1
15	Wilson	NYJ	117	10	11.7	26	0
16	Pickens	PIT	114	8	14.3	40	0
17	Gesicki (TE)	CIN	109	10	10.9	37	0
18	Davis	JAX	105	6	17.5	22	0
19	Lazard	NYJ	100	8	12.5	36t	2
20	Jeudy	CLE	98	8	12.3	30	1
21	Chase	CIN	97	10	9.7	28	0
22	Shakir	BUF	96	8	12.0	21	1
23	Bateman	BAL	93	5	18.6	38	0
24	Hall (RB)	NYJ	91	12	7.6	26t	1
25	Meyers	LV	90	7	12.9	33	0
26	Johnston	LAC	89	8	11.1	29t	2
27	Diggs	HOU	70	10	7.0	21	2
28	Dulin	IND	67	2	33.5	54t	1
29	Freiermuth (TE)	PIT	66	8	8.3	14	0
30t	Andrews (TE)	BAL	65	6	10.8	16	0
30t	*McConkey	LAC	65	7	9.3	15	1
30t	Strange (TE)	JAX	65	3	21.7	30	0
33t	Sutton	DEN	64	5	12.8	26	0
33t	*Worthy	KC	64	4	16.0	35t	1
35	Hill (RB)	BAL	62	8	7.8	18	0
36	J. Smith (TE)	MIA	60	7	8.6	15	0
37	Pacheco (RB)	KC	54	7	7.7	23	0
38	Moore	CLE	53	9	5.9	22	0
39t	Pittman	IND	52	7	7.4	13	0
39t	Pollard (RB)	TEN	52	8	6.5	22	0
41	*Coleman	BUF	51	4	12.8	28	0
42	Humphrey	DEN	50	4	12.5	27	0
43	Cook (RB)	BUF	49	4	12.3	25	1
44	Williams (RB)	DEN	48	6	8.0	14	0
45t	*Burton	CIN	47	1	47.0	47	0
45t	Ju. Watson	KC	47	3	15.7	25	0
47t	Boyd	TEN	44	5	8.8	17	0
47t	Kincaid (TE)	BUF	44	5	8.8	11	0
47t	Mixon (RB)	HOU	44	6	7.3	11	0
47t	Njoku (TE)	CLE	44	4	11.0	29	0

2024 NATIONAL FOOTBALL LEAGUE

AFC THIRD-DOWN RECEIVING LEADERS

RANK	PLAYER	TEAM	REC	YDS	AVG	LONG	TD
1	Collins	HOU	6	86	14.3	26	0
2t	Wilson	NYJ	5	70	14.0	26	0
2t	Johnston	LAC	5	61	12.2	29t	2
2t	Diggs	HOU	5	49	9.8	21	1
2t	Hill (RB)	BAL	5	46	9.2	18	0
6t	Shakir	BUF	4	54	13.5	19	0
6t	Henry (TE)	NE	4	45	11.3	17	0
6t	Pickens	PIT	4	44	11.0	16	0
6t	Gesicki (TE)	CIN	4	30	7.5	10	0
10t	Waddle	MIA	3	58	19.3	21	0
10t	Ridley	TEN	3	53	17.7	22	0
10t	Lazard	NYJ	3	48	16.0	36t	1
10t	Adams	LV	3	33	11.0	18	0
10t	Moore	CLE	3	33	11.0	22	0
10t	T. Hill	MIA	3	30	10.0	10	0
10t	*McConkey	LAC	3	29	9.7	15	1
10t	Andrews (TE)	BAL	3	27	9.0	12	0
10t	Dulcich (TE)	DEN	3	19	6.3	7	0
19t	Pierce	IND	2	68	34.0	57	0
19t	Achane (RB)	MIA	2	55	27.5	39	0
19t	Sutton	DEN	2	43	21.5	26	0
19t	*Bowers (TE)	LV	2	38	19.0	27	0
19t	Flowers	BAL	2	38	19.0	19	0
19t	Kelce (TE)	KC	2	33	16.5	23	0
19t	Reynolds	DEN	2	30	15.0	25	0
19t	Rice	KC	2	26	13.0	16	0
19t	Jeudy	CLE	2	23	11.5	15	0
19t	Meyers	LV	2	22	11.0	13	0
19t	Tucker	LV	2	22	11.0	14	0
19t	Williams (RB)	DEN	2	21	10.5	14	0
19t	Freiermuth (TE)	PIT	2	19	9.5	11	0
19t	Da. Bell	CLE	2	18	9.0	12	0
19t	Hudson (TE)	CIN	2	18	9.0	13	0
19t	Iosivas	CIN	2	16	8.0	12	1
19t	Palmer	LAC	2	15	7.5	11	0
19t	Osborn	NE	2	14	7.0	9	0
19t	Cooper	CLE	2	12	6.0	10	0
19t	Douglas	NE	2	12	6.0	9	0
19t	Ogunbowale (RB)	HOU	2	10	5.0	7	0
19t	Hall (RB)	NYJ	2	9	4.5	9	0
19t	Mattison (RB)	LV	2	9	4.5	6	0
19t	Okonkwo (TE)	TEN	2	6	3.0	8	0
19t	Spears (RB)	TEN	2	4	2.0	2	0
19t	McLaughlin (RB)	DEN	2	2	1.0	1	0
45t	Ty Johnson (RB)	BUF	1	33	33.0	33	0
45t	Kirk	JAX	1	30	30.0	30	0
45t	Strange (TE)	JAX	1	26	26.0	26	0
45t	Cook (RB)	BUF	1	25	25.0	25	0
45t	Pollard (RB)	TEN	1	22	22.0	22	0
45t	Schultz (TE)	HOU	1	16	16.0	16	0
45t	*B. Thomas	JAX	1	14	14.0	14t	1
45t	Ogletree (TE)	IND	1	12	12.0	12	0
45t	Dell	HOU	1	11	11.0	11	0
45t	Hollins	BUF	1	11	11.0	11t	1
45t	Strong (RB)	CLE	1	10	10.0	10	0

2024 NATIONAL FOOTBALL LEAGUE

AFC THIRD-DOWN RECEIVING LEADERS

RANK	PLAYER	TEAM	REC	YDS	AVG	LONG	TD
45t	Foreman (RB)	CLE	1	9	9.0	9	0
45t	Turner	LV	1	9	9.0	9	0
45t	Warren (RB)	PIT	1	9	9.0	9	0
45t	J. Ford (RB)	CLE	1	8	8.0	8	0
45t	Mims	DEN	1	8	8.0	8	0
45t	Mixon (RB)	HOU	1	8	8.0	8	0
45t	Akins (TE)	CLE	1	7	7.0	7	0
45t	Bateman	BAL	1	7	7.0	7	0
45t	Chase	CIN	1	7	7.0	7	0
45t	Gibson (RB)	NE	1	7	7.0	7	0
45t	Njoku (TE)	CLE	1	7	7.0	7	0
45t	Sermon (RB)	IND	1	7	7.0	7	0
45t	Austin	PIT	1	6	6.0	6	0
45t	Moss (RB)	CIN	1	5	5.0	5	0
45t	Washington (TE)	PIT	1	5	5.0	5t	1
45t	*Corley	NYJ	1	4	4.0	4	0
45t	J. Smith (TE)	MIA	1	4	4.0	4	0
45t	*Vele	DEN	1	4	4.0	4	0
45t	Burton (FB)	DEN	1	3	3.0	3	0
45t	Mayer (TE)	LV	1	3	3.0	3	0
45t	Mostert (RB)	MIA	1	3	3.0	3	0
45t	Perine (RB)	KC	1	3	3.0	3	0
45t	Pittman	IND	1	3	3.0	3	0
45t	Stevenson (RB)	NE	1	3	3.0	3	0
45t	Mahomes (QB)	KC	1	2	2.0	2	0
45t	Jefferson	PIT	1	1	1.0	1	0
45t	Pacheco (RB)	KC	1	1	1.0	1	0
45t	Dobbins (RB)	LAC	1	0	0.0	0	0

2024 NATIONAL FOOTBALL LEAGUE

AFC LEADING SCORERS (NON-KICKING)

RANK	PLAYER	TEAM	POS	TOUCHDOWNS				X2	PTS
				TOTAL	RUSH	REC	RET		
1	Cook	BUF	RB	3	2	1	0	0	18
2t	Achane	MIA	RB	2	1	1	0	0	12
2t	*Allen	NYJ	RB	2	1	1	0	0	12
2t	Allen	BUF	QB	2	2	0	0	0	12
2t	Diggs	HOU	WR	2	0	2	0	0	12
2t	Dobbins	LAC	RB	2	2	0	0	0	12
2t	Etienne	JAX	RB	2	2	0	0	0	12
2t	Hall	NYJ	RB	2	1	1	0	0	12
2t	Henry	BAL	RB	2	2	0	0	0	12
2t	Iosivas	CIN	WR	2	0	2	0	0	12
2t	Johnston	LAC	WR	2	0	2	0	0	12
2t	Lazard	NYJ	WR	2	0	2	0	0	12
2t	Mattison	LV	RB	2	1	1	0	0	12
2t	Pierce	IND	WR	2	0	2	0	0	12
2t	Ridley	TEN	WR	2	1	1	0	0	12
2t	Stevenson	NE	RB	2	2	0	0	0	12
2t	*Worthy	KC	WR	2	1	1	0	0	12
18t	Adams	LV	WR	1	0	1	0	0	6
18t	Collins	HOU	WR	1	0	1	0	0	6
18t	Conner	KC	DB	1	0	0	1	0	6
18t	Dulin	IND	WR	1	0	1	0	0	6
18t	Flowers	BAL	WR	1	0	1	0	0	6
18t	J. Ford	CLE	RB	1	1	0	0	0	6
18t	T. Hill	MIA	WR	1	0	1	0	0	6
18t	Hollins	BUF	WR	1	0	1	0	0	6
18t	Ingram	BUF	DB	1	0	0	1	0	6
18t	Jeudy	CLE	WR	1	0	1	0	0	6
18t	Likely	BAL	TE	1	0	1	0	0	6
18t	*McConkey	LAC	WR	1	0	1	0	0	6
18t	Mixon	HOU	RB	1	1	0	0	0	6
18t	Morris	KC	OT	1	0	1	0	0	6
18t	Moss	CIN	RB	1	1	0	0	0	6
18t	*Nix	DEN	QB	1	1	0	0	0	6
18t	Okonkwo	TEN	TE	1	0	1	0	0	6
18t	Pacheco	KC	RB	1	1	0	0	0	6
18t	*Polk	NE	WR	1	0	1	0	0	6
18t	Pollard	TEN	RB	1	1	0	0	0	6
18t	Rice	KC	WR	1	0	1	0	0	6
18t	Richardson	IND	QB	1	1	0	0	0	6
18t	Shakir	BUF	WR	1	0	1	0	0	6
18t	Taylor	IND	RB	1	1	0	0	0	6
18t	*B. Thomas	JAX	WR	1	0	1	0	0	6
18t	Washington	PIT	TE	1	0	1	0	0	6
18t	D. Watson	CLE	QB	1	1	0	0	0	6
45t	Allen	DEN	DE	0	0	0	0	0	2
45t	Cooper	DEN	LB	0	0	0	0	0	2

2024 NATIONAL FOOTBALL LEAGUE

AFC LEADING SCORERS (NON-KICKING)

RANK	PLAYER	TEAM	POS	TOUCHDOWNS				X2	PTS
				TOTAL	RUSH	REC	RET		
45t	Wright	CLE	DE	0	0	0	0	0	2

2024 NATIONAL FOOTBALL LEAGUE

AFC LEADING SCORERS (KICKING)

RANK	PLAYER	TEAM	PAT	FG	FG%	LONG	PTS
1	Boswell	PIT	1/1	8/8	100.0%	57	25
2	Fairbairn	HOU	3/3	7/7	100.0%	59	24
3	Tucker	BAL	4/4	5/7	71.4%	48	19
4t	Carlson	LV	3/3	5/6	83.3%	53	18
4t	Dicker	LAC	3/4	5/5	100.0%	53	18
4t	Slye	NE	3/3	5/6	83.3%	37	18
7t	Bass	BUF	8/8	3/4	75.0%	43	17
7t	Butker	KC	5/5	4/4	100.0%	51	17
7t	McPherson	CIN	2/3	5/5	100.0%	53	17
10	Lutz	DEN	1/1	5/5	100.0%	45	16
11	Hopkins	CLE	3/3	4/4	100.0%	53	15
12t	*C. Little	JAX	3/3	3/4	75.0%	53	12
12t	Sanders	MIA	3/3	3/4	75.0%	52	12
14	Folk	TEN	4/4	2/2	100.0%	41	10
15	Zuerlein	NYJ	4/4	1/1	100.0%	33	7
16	Gay	IND	1/1	1/2	50.0%	34	4
17	*Shrader	IND	3/3	0/0	---	---	3

2024 NATIONAL FOOTBALL LEAGUE

2024 NATIONAL FOOTBALL LEAGUE

AFC TOUCHBACKS ON KICKOFFS

RANK	PLAYER	TEAM	TB
1t	Bass	BUF	9
1t	Butker	KC	9
1t	McPherson	CIN	9
4	Slye	NE	8
5t	Boswell	PIT	7
5t	Carlson	LV	7
5t	Dicker	LAC	7
5t	Fairbairn	HOU	7
5t	Hopkins	CLE	7
5t	Tucker	BAL	7
5t	Zuerlein	NYJ	7
12	C. Little	JAX	6
13	Shrader	IND	5
14t	Lutz	DEN	4
14t	Sanders	MIA	4
16	Folk	TEN	3
17	Gay	IND	2

2024 NATIONAL FOOTBALL LEAGUE

AFC MOST YARDS FROM SCRIMMAGE

RANK	PLAYER	TEAM	POS	TOTAL			RUSHING			RECEIVING		
				YDS	PLAYS	AVG	YDS	ATT	AVG	YDS	ATT	AVG
1	Dobbins	LAC	RB	270	31	8.7	266	27	9.9	4	4	1.0
2	Achane	MIA	RB	265	46	5.8	120	32	3.8	145	14	10.4
3	Collins	HOU	WR	252	14	18.0	0	0	---	252	14	18.0
4	Mixon	HOU	RB	228	45	5.1	184	39	4.7	44	6	7.3
5	Stevenson	NE	RB	216	51	4.2	201	46	4.4	15	5	3.0
6	Hall	NYJ	RB	207	42	4.9	116	30	3.9	91	12	7.6
7	Cook	BUF	RB	198	34	5.8	149	30	5.0	49	4	12.3
8	Pollard	TEN	RB	196	41	4.8	144	33	4.4	52	8	6.5
9	Pacheco	KC	RB	189	41	4.6	135	34	4.0	54	7	7.7
10	Taylor	IND	RB	183	30	6.1	151	28	5.4	32	2	16.0
11	Pierce	IND	WR	181	8	22.6	0	0	---	181	8	22.6
12	Rice	KC	WR	178	12	14.8	0	0	---	178	12	14.8
13	Adams	LV	WR	169	14	12.1	0	0	---	169	14	12.1
14	L. Jackson	BAL	QB	167	21	8.0	167	21	8.0	0	0	---
15	T. Hill	MIA	WR	166	11	15.1	12	1	12.0	154	10	15.4
16	Waddle	MIA	WR	157	11	14.3	7	2	3.5	150	9	16.7
17	*Bowers	LV	TE	156	15	10.4	0	0	---	156	15	10.4
18	Harris	PIT	RB	153	39	3.9	139	37	3.8	14	2	7.0
19t	Flowers	BAL	WR	142	15	9.5	14	2	7.0	128	13	9.8
19t	Henry	BAL	RB	142	32	4.4	130	31	4.2	12	1	12.0
21	*B. Thomas	JAX	WR	141	6	23.5	0	0	---	141	6	23.5
22	Reynolds	DEN	WR	138	9	15.3	0	0	---	138	9	15.3
23t	Likely	BAL	TE	137	11	12.5	0	0	---	137	11	12.5
23t	Ridley	TEN	WR	137	8	17.1	10	1	10.0	127	7	18.1
25	J. Ford	CLE	RB	133	26	5.1	108	19	5.7	25	7	3.6
26	Henry	NE	TE	127	10	12.7	0	0	---	127	10	12.7
27	Wilson	NYJ	WR	122	11	11.1	5	1	5.0	117	10	11.7
28	Gibson	NE	RB	121	19	6.4	114	18	6.3	7	1	7.0
29	Etienne	JAX	RB	117	30	3.9	96	25	3.8	21	5	4.2
30	Gesicki	CIN	TE	109	10	10.9	0	0	---	109	10	10.9
31	Moss	CIN	RB	108	24	4.5	78	21	3.7	30	3	10.0
32	Davis	JAX	WR	105	6	17.5	0	0	---	105	6	17.5
33	Pickens	PIT	WR	104	9	11.6	-10	1	-10.0	114	8	14.3
34	Lazard	NYJ	WR	100	8	12.5	0	0	---	100	8	12.5
35t	Judy	CLE	WR	98	8	12.3	0	0	---	98	8	12.3
35t	Shakir	BUF	WR	98	9	10.9	2	1	2.0	96	8	12.0
37	Chase	CIN	WR	97	10	9.7	0	0	---	97	10	9.7
38t	Bateman	BAL	WR	93	5	18.6	0	0	---	93	5	18.6
38t	Meyers	LV	WR	93	8	11.6	3	1	3.0	90	7	12.9
38t	Richardson	IND	QB	93	10	9.3	93	10	9.3	0	0	---
41	*Worthy	KC	WR	90	6	15.0	26	2	13.0	64	4	16.0
42	Johnston	LAC	WR	89	8	11.1	0	0	---	89	8	11.1
43	Williams	DEN	RB	88	25	3.5	40	19	2.1	48	6	8.0
44t	Edwards	LAC	RB	87	30	2.9	85	29	2.9	2	1	2.0
44t	Hill	BAL	RB	87	13	6.7	25	5	5.0	62	8	7.8
46t	Fields	PIT	QB	84	22	3.8	84	22	3.8	0	0	---
46t	White	LV	RB	84	27	3.1	68	22	3.1	16	5	3.2
48	Warren	PIT	RB	81	15	5.4	49	11	4.5	32	4	8.0
49	Diggs	HOU	WR	76	11	6.9	6	1	6.0	70	10	7.0
50	Levis	TEN	QB	74	8	9.3	74	8	9.3	0	0	---

2024 NATIONAL FOOTBALL LEAGUE

AFC LEADERS IN FIRST DOWNS

RANK	PLAYER	TEAM	POS	TOTAL	RUSH	REC
1t	Achane	MIA	RB	12	5	7
1t	Collins	HOU	WR	12	0	12
1t	Mixon	HOU	RB	12	10	2
1t	Taylor	IND	RB	12	10	2
5t	Dobbins	LAC	RB	11	11	0
5t	Stevenson	NE	RB	11	11	0
7t	Cook	BUF	RB	10	8	2
7t	Pollard	TEN	RB	10	8	2
9t	Etienne	JAX	RB	9	7	2
9t	Henry	BAL	RB	9	8	1
9t	Pacheco	KC	RB	9	6	3
12t	Adams	LV	WR	8	0	8
12t	*Bowers	LV	TE	8	0	8
12t	Hall	NYJ	RB	8	5	3
12t	Henry	NE	TE	8	0	8
12t	L. Jackson	BAL	QB	8	8	0
12t	Moss	CIN	RB	8	6	2
12t	Rice	KC	WR	8	0	8
19t	T. Hill	MIA	WR	7	1	6
19t	Lazard	NYJ	WR	7	0	7
19t	Likely	BAL	TE	7	0	7
19t	Richardson	IND	QB	7	7	0
19t	Wilson	NYJ	WR	7	1	6
24t	Fields	PIT	QB	6	6	0
24t	Gibson	NE	RB	6	5	1
24t	Pickens	PIT	WR	6	0	6
24t	Pierce	IND	WR	6	0	6
24t	Reynolds	DEN	WR	6	0	6
24t	Ridley	TEN	WR	6	1	5
24t	Waddle	MIA	WR	6	0	6
31t	*Allen	NYJ	RB	5	3	2
31t	Andrews	BAL	TE	5	0	5
31t	Chase	CIN	WR	5	0	5
31t	Davis	JAX	WR	5	0	5
31t	Flowers	BAL	WR	5	0	5
31t	J. Ford	CLE	RB	5	5	0
31t	Harris	PIT	RB	5	5	0
31t	Judy	CLE	WR	5	0	5
31t	Levis	TEN	QB	5	5	0
31t	*Nix	DEN	QB	5	5	0
31t	Shakir	BUF	WR	5	0	5
31t	Spears	TEN	RB	5	4	1
31t	*B. Thomas	JAX	WR	5	0	5
44t	Allen	BUF	QB	4	4	0
44t	Bateman	BAL	WR	4	0	4
44t	Burrow	CIN	QB	4	4	0
44t	*Davis	BUF	RB	4	3	1
44t	Dell	HOU	WR	4	2	2
44t	Diggs	HOU	WR	4	0	4
44t	Freiermuth	PIT	TE	4	0	4
44t	Hill	BAL	RB	4	2	2
44t	Iosivas	CIN	WR	4	0	4
44t	Johnston	LAC	WR	4	0	4
44t	*McConkey	LAC	WR	4	0	4
44t	Meyers	LV	WR	4	0	4

2024 NATIONAL FOOTBALL LEAGUE

AFC LEADERS IN FIRST DOWNS

RANK	PLAYER	TEAM	POS	TOTAL	RUSH	REC
44t	*Steele	KC	RB	4	4	0
44t	Williams	DEN	RB	4	2	2
44t	*Worthy	KC	WR	4	1	3

2024 NATIONAL FOOTBALL LEAGUE

AFC PUNTING YARDS LEADERS

RANK	PLAYER	TEAM	POS	PUNTS	YARDS	LONG	AVG	TB	BLK	DWN	OB	RETURNS		IN20	NET AVG
												TOT	YDS		
1	*Rehkov	CIN	P	6	356	80	59.3	2	0	0	0	3	23	1	48.8
2	Stonehouse	TEN	P	9	494	63	54.9	0	2	0	0	8	99	2	35.9
3	Baringer	NE	P	11	592	67	53.8	1	0	0	1	6	60	6	46.5
4	Waitman	PIT	P	8	424	58	53.0	3	0	0	1	3	20	2	43.0
5	Sanchez	IND	P	6	313	59	52.2	1	0	1	0	1	0	5	48.8
6	Cooke	JAX	P	9	467	67	51.9	0	0	0	1	6	38	4	47.7
7	Morstead	NYJ	P	9	462	60	51.3	0	0	0	0	7	52	4	45.6
8	Araiza	KC	P	5	256	63	51.2	2	0	1	0	2	12	3	40.8
9	Dixon	DEN	P	14	704	65	50.3	1	0	3	1	6	27	7	46.9
10	Bailey	MIA	P	5	246	57	49.2	0	0	0	2	1	3	4	48.6
11	Cole	LV	P	8	393	62	49.1	1	0	1	0	2	24	3	43.6
12	Bojorquez	CLE	P	12	575	64	47.9	1	0	1	2	6	104	4	37.6
13	Martin	BUF	P	5	234	65	46.8	1	0	1	0	1	6	3	41.6
14	Townsend	HOU	P	7	323	60	46.1	0	1	3	1	1	1	2	40.3
15	Scott	LAC	P	10	461	56	46.1	3	0	0	2	3	41	3	36.0
16	Stout	BAL	P	6	248	57	41.3	0	0	0	1	3	16	2	38.7

2024 NATIONAL FOOTBALL LEAGUE

AFC NET PUNTING YARDS LEADERS

RANK	PLAYER	TEAM	POS	PUNTS	YARDS	LONG	AVG	TB	BLK	DWN	OB	RETURNS		IN20	NET AVG
												TOT	YDS		
1t	*Rehkov	CIN	P	6	356	80	59.3	2	0	0	0	3	23	1	48.8
1t	Sanchez	IND	P	6	313	59	52.2	1	0	1	0	1	0	5	48.8
3	Bailey	MIA	P	5	246	57	49.2	0	0	0	2	1	3	4	48.6
4	Cooke	JAX	P	9	467	67	51.9	0	0	0	1	6	38	4	47.7
5	Dixon	DEN	P	14	704	65	50.3	1	0	3	1	6	27	7	46.9
6	Baringer	NE	P	11	592	67	53.8	1	0	0	1	6	60	6	46.5
7	Morstead	NYJ	P	9	462	60	51.3	0	0	0	0	7	52	4	45.6
8	Cole	LV	P	8	393	62	49.1	1	0	1	0	2	24	3	43.6
9	Waitman	PIT	P	8	424	58	53.0	3	0	0	1	3	20	2	43.0
10	Martin	BUF	P	5	234	65	46.8	1	0	1	0	1	6	3	41.6
11	Araiza	KC	P	5	256	63	51.2	2	0	1	0	2	12	3	40.8
12	Townsend	HOU	P	7	323	60	46.1	0	1	3	1	1	1	2	40.3
13	Stout	BAL	P	6	248	57	41.3	0	0	0	1	3	16	2	38.7
14	Bojorquez	CLE	P	12	575	64	47.9	1	0	1	2	6	104	4	37.6
15	Scott	LAC	P	10	461	56	46.1	3	0	0	2	3	41	3	36.0
16	Stonehouse	TEN	P	9	494	63	54.9	0	2	0	0	8	99	2	35.9

2024 NATIONAL FOOTBALL LEAGUE

2024 NATIONAL FOOTBALL LEAGUE

AFC PUNT RETURN LEADERS

RANK	PLAYER	TEAM	POS	RET	FC	YDS	AVG	LONG	TD
1	Darden	CLE	WR	5	0	72	14.4	28	0
2	M. Jones	NE	CB	3	2	34	11.3	15	0
3	Gipson	NYJ	WR	4	1	39	9.8	19	0
4	Tucker	LV	WR	5	2	44	8.8	21	0
5	Mims	DEN	WR	8	1	67	8.4	18	0
6	Proche	CLE	WR	3	0	25	8.3	14	0
7	Austin	PIT	WR	9	0	74	8.2	16	0
8	*Jackson	TEN	WR	9	2	67	7.4	18	0
9	Jones	CIN	WR	5	1	31	6.2	10	0
10	Sims	HOU	WR	3	3	11	3.7	11	0

2024 NATIONAL FOOTBALL LEAGUE

AFC KICKOFF RETURN LEADERS

RANK	PLAYER	TEAM	POS	RET	YDS	AVG	LONG	TD
1	Abdullah	LV	RB	3	88	29.3	35	0
2	*Gould	IND	WR	4	109	27.3	32	0
3	Gipson	NYJ	WR	5	134	26.8	33	0
4	*Jackson	TEN	WR	6	157	26.2	30	0
5	Darden	CLE	WR	4	97	24.3	28	0
6	Mims	DEN	WR	3	69	23.0	26	0

2024 NATIONAL FOOTBALL LEAGUE

2024 NATIONAL FOOTBALL LEAGUE

AFC INTERCEPTION LEADERS

RANK	PLAYER	TEAM	POS	INT	YARDS	AVG	LONG	TD
1	Ingram	BUF	DB	2	56	28.0	31t	1
2t	Benford	BUF	CB	1	6	6.0	6	0
2t	*Bullock	HOU	SAF	1	0	0.0	0	0
2t	Davis-Gaither	CIN	LB	1	12	12.0	12	0
2t	Echols	NYJ	CB	1	0	0.0	0	0
2t	D. Elliott	PIT	DB	1	0	0.0	0	0
2t	Ford	LAC	DT	1	3	3.0	3	0
2t	Humphrey	BAL	CB	1	0	0.0	0	0
2t	Jackson	PIT	CB	1	49	49.0	49	0
2t	Kazee	PIT	SS	1	5	5.0	5	0
2t	*Lassiter	HOU	CB	1	9	9.0	9	0
2t	Molden	LAC	CB	1	3	3.0	3	0
2t	Singleton	DEN	LB	1	21	21.0	21	0
2t	Smith	BAL	ILB	1	0	0.0	0	0
2t	Spillane	LV	LB	1	0	0.0	0	0
2t	Stingley	HOU	CB	1	0	0.0	0	0
2t	Taylor-Britt	CIN	CB	1	0	0.0	0	0
2t	Trice	PIT	CB	1	0	0.0	0	0

2024 NATIONAL FOOTBALL LEAGUE

AFC SACK LEADERS

RANK	PLAYER	TEAM	POS	SACKS
1	White	NE	DE	4.0
2t	Crosby	LV	DE	3.0
2t	Landry	TEN	LB	3.0
2t	McDonald	NYJ	DE	3.0
2t	Rousseau	BUF	DE	3.0
6	Oweh	BAL	LB	2.5
7t	Bosa	LAC	LB	2.0
7t	Cooper	DEN	LB	2.0
7t	Edwards	HOU	DE	2.0
7t	Garrett	CLE	DE	2.0
7t	Hendrickson	CIN	DE	2.0
7t	Miller	BUF	OLB	2.0
7t	Van Noy	BAL	MLB	2.0
7t	Walker	JAX	DE	2.0
7t	Watt	PIT	OLB	2.0
16t	Anderson	HOU	DE	1.5
16t	Buckner	IND	DT	1.5
16t	Hunter	HOU	DE	1.5
16t	Ch. Jones	KC	DE	1.5
16t	Mack	LAC	OLB	1.5
21t	Adams	PIT	DT	1.0
21t	Adams	NYJ	SS	1.0
21t	Allen	DEN	DE	1.0
21t	Al-Shaair	HOU	LB	1.0
21t	Armstead	JAX	DE	1.0
21t	Barnett	HOU	DE	1.0
21t	C. Campbell	MIA	DE	1.0
21t	Clemons	NYJ	DE	1.0
21t	Conner	KC	DB	1.0
21t	Dugger	NE	SS	1.0
21t	*Elliss	DEN	LB	1.0
21t	Fatukasi	HOU	DT	1.0
21t	Gardner	NYJ	CB	1.0
21t	Hicks	CLE	MLB	1.0
21t	Highsmith	PIT	LB	1.0
21t	D. Hill	CIN	DB	1.0
21t	Hines-Allen	JAX	DE	1.0
21t	Jefferson	CLE	DE	1.0
21t	Joseph-Day	TEN	DT	1.0
21t	Lewis	IND	DE	1.0
21t	Ogbah	MIA	OLB	1.0
21t	Ojabo	BAL	LB	1.0
21t	Oliver	BUF	DT	1.0
21t	Oluokun	JAX	LB	1.0
21t	Paye	IND	DE	1.0
21t	Perryman	LAC	MLB	1.0
21t	Phillips	MIA	OLB	1.0
21t	Smith	CLE	DE	1.0
21t	Thomas	NYJ	DE	1.0
21t	Tomlinson	CLE	DE	1.0
21t	To'oTo'o	HOU	LB	1.0
21t	Wright	CLE	DE	1.0

2024 NATIONAL FOOTBALL LEAGUE

AFC LEADERS IN FUMBLE RECOVERIES

RANK	PLAYER	TEAM	POS	TOTAL	OWN TEAM	OPP TEAM
1t	Burrow	CIN	QB	2	2	0
1t	Richardson	IND	QB	2	2	0
3t	Allen	BUF	QB	1	1	0
3t	Anudike-Uzomah	KC	DE	1	0	1
3t	Bitonio	CLE	OG	1	1	0
3t	Chestnut	TEN	RB	1	0	1
3t	Conner	KC	DB	1	0	1
3t	Fields	PIT	QB	1	1	0
3t	Foreman	CLE	RB	1	1	0
3t	Hawkins	NE	SAF	1	0	1
3t	D. Johnson	JAX	RB	1	1	0
3t	M. Jones	NE	CB	1	0	1
3t	Kohou	MIA	CB	1	0	1
3t	*Latu	IND	DE	1	0	1
3t	Mack	LAC	OLB	1	0	1
3t	Miller	LV	OT	1	1	0
3t	Onwenu	NE	OT	1	1	0
3t	Pratt	CIN	LB	1	0	1
3t	Skinner	DEN	SAF	1	0	1
3t	Stevenson	NE	RB	1	1	0
3t	Taylor	LAC	CB	1	0	1
3t	Trautman	DEN	TE	1	1	0
3t	Warren	PIT	RB	1	1	0
3t	Washington	JAX	WR	1	1	0
3t	Watt	PIT	OLB	1	0	1
3t	Williams	BUF	LB	1	0	1
3t	Quin. Williams	NYJ	OLB	1	0	1

2024 NATIONAL FOOTBALL LEAGUE

AFC LEADERS IN RECOVERIES OF FUMBLES BY OWN TEAM

RANK	PLAYER	TEAM	POS	REC	YARDS	AVG	LONG	TD
1t	Burrow	CIN	QB	2	0	0.0	0t	0
1t	Richardson	IND	QB	2	0	0.0	0t	0
3t	Allen	BUF	QB	1	0	0.0	0t	0
3t	Bitonio	CLE	OG	1	0	0.0	0t	0
3t	Fields	PIT	QB	1	0	0.0	0t	0
3t	Foreman	CLE	RB	1	0	0.0	0t	0
3t	D. Johnson	JAX	RB	1	0	0.0	0t	0
3t	Miller	LV	OT	1	0	0.0	0t	0
3t	Onwenu	NE	OT	1	0	0.0	0t	0
3t	Stevenson	NE	RB	1	0	0.0	0t	0
3t	Trautman	DEN	TE	1	2	2.0	2	0
3t	Warren	PIT	RB	1	0	0.0	0t	0
3t	Washington	JAX	WR	1	0	0.0	0t	0
14t	Akers	HOU	RB	0	0	---	0t	0
14t	Anudike-Uzomah	KC	DE	0	0	---	0t	0
14t	Chestnut	TEN	RB	0	0	---	0t	0
14t	Conner	KC	DB	0	0	---	0	0
14t	*Estime	DEN	RB	0	0	---	0t	0
14t	Etienne	JAX	RB	0	0	---	0t	0
14t	Hall	NYJ	RB	0	0	---	0t	0
14t	Hawkins	NE	SAF	0	0	---	0t	0
14t	Herbert	LAC	QB	0	0	---	0t	0
14t	Hudson	CIN	TE	0	0	---	0t	0
14t	L. Jackson	BAL	QB	0	0	---	0t	0
14t	Jones	CIN	WR	0	0	---	0t	0
14t	M. Jones	NE	CB	0	0	---	0t	0
14t	Kohou	MIA	CB	0	0	---	0	0
14t	*Latu	IND	DE	0	0	---	0	0
14t	Lawrence	JAX	QB	0	0	---	0t	0
14t	Levis	TEN	QB	0	0	---	0t	0
14t	Mack	LAC	OLB	0	0	---	0	0
14t	McLaughlin	DEN	RB	0	0	---	0t	0
14t	Minshew	LV	QB	0	0	---	0t	0
14t	Pratt	CIN	LB	0	0	---	0t	0
14t	Skinner	DEN	SAF	0	0	---	0t	0
14t	*Steele	KC	RB	0	0	---	0t	0
14t	Taylor	LAC	CB	0	0	---	0t	0
14t	D. Watson	CLE	QB	0	0	---	0t	0
14t	Watt	PIT	OLB	0	0	---	0t	0
14t	White	LV	RB	0	0	---	0t	0
14t	Williams	BUF	LB	0	0	---	0t	0
14t	Quin. Williams	NYJ	OLB	0	0	---	0t	0

2024 NATIONAL FOOTBALL LEAGUE

AFC LEADERS IN RECOVERIES OF FUMBLES BY OPPOSING TEAM

RANK	PLAYER	TEAM	POS	REC	YARDS	AVG	LONG	TD
1t	Anudike-Uzomah	KC	DE	1	0	0.0	0t	0
1t	Chestnut	TEN	RB	1	0	0.0	0t	0
1t	Conner	KC	DB	1	38	38.0	38t	1
1t	Hawkins	NE	SAF	1	0	0.0	0t	0
1t	M. Jones	NE	CB	1	17	17.0	17	0
1t	Kohou	MIA	CB	1	0	0.0	0t	0
1t	*Latu	IND	DE	1	0	0.0	0t	0
1t	Mack	LAC	OLB	1	22	22.0	22	0
1t	Pratt	CIN	LB	1	0	0.0	0t	0
1t	Skinner	DEN	SAF	1	0	0.0	0t	0
1t	Taylor	LAC	CB	1	0	0.0	0t	0
1t	Watt	PIT	OLB	1	0	0.0	0t	0
1t	Williams	BUF	LB	1	0	0.0	0t	0
1t	Quin. Williams	NYJ	OLB	1	0	0.0	0t	0
15t	Akers	HOU	RB	0	0	---	0t	0
15t	Allen	BUF	QB	0	0	---	0t	0
15t	Bitonio	CLE	OG	0	0	---	0t	0
15t	Burrow	CIN	QB	0	0	---	0t	0
15t	*Estime	DEN	RB	0	0	---	0t	0
15t	Etienne	JAX	RB	0	0	---	0t	0
15t	Fields	PIT	QB	0	0	---	0	0
15t	Foreman	CLE	RB	0	0	---	0t	0
15t	Hall	NYJ	RB	0	0	---	0t	0
15t	Herbert	LAC	QB	0	0	---	0t	0
15t	Hudson	CIN	TE	0	0	---	0t	0
15t	L. Jackson	BAL	QB	0	0	---	0t	0
15t	D. Johnson	JAX	RB	0	0	---	0t	0
15t	Jones	CIN	WR	0	0	---	0t	0
15t	Lawrence	JAX	QB	0	0	---	0t	0
15t	Levis	TEN	QB	0	0	---	0t	0
15t	McLaughlin	DEN	RB	0	0	---	0t	0
15t	Miller	LV	OT	0	0	---	0t	0
15t	Minshew	LV	QB	0	0	---	0t	0
15t	Onwenu	NE	OT	0	0	---	0t	0
15t	Richardson	IND	QB	0	0	---	0t	0
15t	*Steele	KC	RB	0	0	---	0t	0
15t	Stevenson	NE	RB	0	0	---	0t	0
15t	Trautman	DEN	TE	0	0	---	0t	0
15t	Warren	PIT	RB	0	0	---	0t	0
15t	Washington	JAX	WR	0	0	---	0t	0
15t	D. Watson	CLE	QB	0	0	---	0t	0
15t	White	LV	RB	0	0	---	0t	0

2024 NATIONAL FOOTBALL LEAGUE

NFC LEADING PASSERS

RANK	PLAYER	TEAM	ATT	COMP	COMP%	YDS	YPA	TD	TD%	LONG	INT	INT%	RATING
1	Carr	NO	39	30	76.9%	443	11.36	5	12.8%	70t	1	2.6%	142.4
2	Mayfield	TB	49	36	73.5%	474	9.67	5	10.2%	41t	1	2.0%	129.1
3	K. Murray	ARI	52	38	73.1%	428	8.23	4	7.7%	60t	0	0.0%	122.9
4	Darnold	MIN	50	36	72.0%	476	9.52	4	8.0%	97t	2	4.0%	111.8
5	G. Smith	SEA	69	51	73.9%	498	7.22	2	2.9%	56t	1	1.4%	97.4
6	*Daniels	WAS	53	40	75.5%	410	7.74	0	0.0%	34	0	0.0%	97.2
7	Purdy	SF	65	47	72.3%	550	8.46	1	1.5%	34	1	1.5%	96.3
8	Cousins	ATL	55	36	65.5%	396	7.20	3	5.5%	41t	2	3.6%	89.7
9	Stafford	LAR	76	53	69.7%	533	7.01	1	1.3%	63	1	1.3%	88.3
10	Hurts	PHI	64	43	67.2%	461	7.20	3	4.7%	67t	3	4.7%	84.2
11	Love	GB	34	17	50.0%	260	7.65	2	5.9%	70t	1	2.9%	83.0
12	Prescott	DAL	71	46	64.8%	472	6.65	2	2.8%	65t	2	2.8%	81.4
13	Goff	DET	83	52	62.7%	524	6.31	1	1.2%	52t	3	3.6%	69.6
14	Jones	NYG	70	38	54.3%	364	5.20	2	2.9%	28	2	2.9%	66.6
15	*Ca. Williams	CHI	66	37	56.1%	267	4.05	0	0.0%	27	2	3.0%	53.0
16	Young	CAR	56	31	55.4%	245	4.38	0	0.0%	35	3	5.4%	44.1

2024 NATIONAL FOOTBALL LEAGUE

NFC LEADING PASSERS, RANKS

PLAYER	TEAM	ATT	COMP	COMP%	YDS	YPA	TD	TD%	INT	INT%	RATING
Carr	NO	15	15	1	9	1	1t	1	3t	7	1
Mayfield	TB	14	11t	4	6	2	1t	2	3t	6	2
K. Murray	ARI	12	8t	5	10	5	3t	4	1t	1t	3
Darnold	MIN	13	11t	7	5	3	3t	3	9t	14	4
G. Smith	SEA	5	3	3	4	8	7t	8	3t	4	5
*Daniels	WAS	11	7	2	11	6	15t	14t	1t	1t	6
Purdy	SF	7	4	6	1	4	11t	11	3t	5	7
Cousins	ATL	10	11t	10	12	10	5t	6	9t	13	8
Stafford	LAR	2	1	8	2	11	11t	12	3t	3	9
Hurts	PHI	8	6	9	8	9	5t	7	14t	15	10
Love	GB	16	16	16	15	7	7t	5	3t	10	11
Prescott	DAL	3	5	11	7	12	7t	10	9t	8	12
Goff	DET	1	2	12	3	13	11t	13	14t	12	13
Jones	NYG	4	8t	15	13	14	7t	9	9t	9	14
*Ca. Williams	CHI	6	10	13	14	16	15t	14t	9t	11	15
Young	CAR	9	14	14	16	15	15t	14t	14t	16	16

2024 NATIONAL FOOTBALL LEAGUE

NFC FOURTH-QUARTER PASSING LEADERS

RANK	PLAYER	TEAM	ATT	COMP	COMP%	YDS	YPA	TD	TD%	INT	INT%	RATING
1	Mayfield	TB	8	6	75.0%	91	11.38	2	25.0%	0	0.0%	151.6
2	G. Smith	SEA	14	11	78.6%	113	8.07	1	7.1%	0	0.0%	124.1
3	Stafford	LAR	17	13	76.5%	109	6.41	1	5.9%	0	0.0%	112.1
4	*Daniels	WAS	16	14	87.5%	169	10.56	0	0.0%	0	0.0%	110.7
5	Purdy	SF	19	17	89.5%	184	9.68	0	0.0%	0	0.0%	107.0
6t	Love	GB	6	4	66.7%	67	11.17	0	0.0%	0	0.0%	104.2
6t	Willis	GB	6	4	66.7%	67	11.17	0	0.0%	0	0.0%	104.2
8	Darnold	MIN	9	7	77.8%	59	6.56	0	0.0%	0	0.0%	94.0
9	Cousins	ATL	15	8	53.3%	93	6.20	1	6.7%	1	6.7%	66.8
10	Jones	NYG	23	13	56.5%	100	4.35	1	4.3%	1	4.3%	63.7
11	Young	CAR	23	12	52.2%	98	4.26	0	0.0%	0	0.0%	63.3
12	K. Murray	ARI	13	6	46.2%	54	4.15	0	0.0%	0	0.0%	57.9
13	Goff	DET	32	19	59.4%	168	5.25	0	0.0%	2	6.3%	47.4
14	Hurts	PHI	19	13	68.4%	108	5.68	0	0.0%	2	10.5%	43.2
15	Prescott	DAL	15	8	53.3%	58	3.87	0	0.0%	1	6.7%	34.9
16	*Ca. Williams	CHI	18	8	44.4%	60	3.33	0	0.0%	1	5.6%	29.9
17	Carr	NO	5	2	40.0%	27	5.40	0	0.0%	1	20.0%	18.3

2024 NATIONAL FOOTBALL LEAGUE

NFC THIRD-DOWN PASSING LEADERS

RANK	PLAYER	TEAM	ATT	COMP	COMP%	YDS	YPA	TD	TD%	INT	INT%	RATING
1	K. Murray	ARI	11	11	100.0%	144	13.09	2	18.2%	0	0.0%	158.3
2	Jones	NYG	20	12	60.0%	167	8.35	2	10.0%	0	0.0%	120.2
3	Mayfield	TB	15	10	66.7%	156	10.40	2	13.3%	1	6.7%	112.8
4	Prescott	DAL	16	11	68.8%	115	7.19	1	6.3%	0	0.0%	110.2
5	Cousins	ATL	14	9	64.3%	74	5.29	1	7.1%	0	0.0%	101.5
6	Darnold	MIN	14	10	71.4%	103	7.36	0	0.0%	0	0.0%	92.3
7	G. Smith	SEA	20	14	70.0%	143	7.15	0	0.0%	0	0.0%	90.2
8	*Daniels	WAS	12	7	58.3%	95	7.92	0	0.0%	0	0.0%	83.7
9	Goff	DET	22	11	50.0%	128	5.82	1	4.5%	0	0.0%	83.1
10	Purdy	SF	16	10	62.5%	99	6.19	0	0.0%	0	0.0%	79.9
11	Stafford	LAR	14	9	64.3%	71	5.07	0	0.0%	0	0.0%	76.8
12	*Ca. Williams	CHI	17	7	41.2%	71	4.18	0	0.0%	1	5.9%	29.3
13	Hurts	PHI	16	8	50.0%	80	5.00	0	0.0%	2	12.5%	25.0
14	Young	CAR	15	5	33.3%	26	1.73	0	0.0%	1	6.7%	14.6

2024 NATIONAL FOOTBALL LEAGUE

NFC LEADING RUSHERS

RANK	PLAYER	TEAM	ATT	YDS	AVG	LONG	TD
1	Mason	SF	48	247	5.1	24	2
2	Jacobs	GB	48	235	4.9	34	0
3	Barkley	PHI	46	204	4.4	34	2
4	Kamara	NO	35	198	5.7	17	4
5	Robinson	WAS	29	173	6.0	40	1
6	Conner	ARI	37	172	4.6	22	2
7	Robinson	ATL	32	165	5.2	19	0
8t	*Daniels (QB)	WAS	26	132	5.1	17	2
8t	Singletary	NYG	26	132	5.1	22	1
10t	A. Jones	MIN	23	126	5.5	19	1
10t	Montgomery	DET	28	126	4.5	21	2
12	Gibbs	DET	24	124	5.2	24	1
13	Hurts (QB)	PHI	26	118	4.5	23	1
14	K. Murray (QB)	ARI	10	116	11.6	29	0
15	Walker	SEA	20	103	5.2	23t	1
16	Chandler	MIN	18	99	5.5	25	0
17	*Irving	TB	16	84	5.3	31	0
18	Hubbard	CAR	16	78	4.9	23	0
19	Williams	NO	19	77	4.1	14t	1
20	K. Williams	LAR	30	75	2.5	9	2
21	Allgeier	ATL	12	74	6.2	15	0
22	Reed (WR)	GB	3	70	23.3	33t	1
23	*Ca. Williams (QB)	CHI	10	59	5.9	24	0
24t	Dowdle	DAL	15	56	3.7	10	0
24t	Elliott	DAL	16	56	3.5	9	1
26t	Mayfield (QB)	TB	8	55	6.9	12	1
26t	Em. Wilson	GB	9	55	6.1	18	0
28	Hill (QB)	NO	8	53	6.6	12	0
29	Charbonnet	SEA	22	50	2.3	9	1
30	White	TB	25	49	2.0	15	0
31t	Ekeler	WAS	10	48	4.8	13	0
31t	Swift	CHI	24	48	2.0	20	0
33	Jones (QB)	NYG	11	47	4.3	9	0
34	Demercado	ARI	2	46	23.0	41	0
35	M. Sanders	CAR	12	42	3.5	8	0
36	Willis (QB)	GB	6	41	6.8	19	0
37	G. Smith (QB)	SEA	9	38	4.2	34t	1
38	Darnold (QB)	MIN	8	35	4.4	18	0
39t	*Corum	LAR	8	28	3.5	9	0
39t	J. Williams (WR)	DET	2	28	14.0	15	0
41	Lamb (WR)	DAL	3	25	8.3	12	0
42t	*Benson	ARI	14	23	1.6	6	0
42t	Purdy (QB)	SF	3	23	7.7	11	0
44	Young (QB)	CAR	5	18	3.6	6	1
45t	Homer	CHI	3	16	5.3	6	0
45t	Rivers	LAR	2	16	8.0	12	0
47t	*Lloyd	GB	6	15	2.5	5	0
47t	Prescott (QB)	DAL	3	15	5.0	8	0
47t	Vaughn	DAL	5	15	3.0	4	0
50t	Carr (QB)	NO	3	14	4.7	8	1
50t	D. Moore (WR)	CHI	1	14	14.0	14	0
50t	Robinson (WR)	NYG	1	14	14.0	14	0

2024 NATIONAL FOOTBALL LEAGUE

NFC THIRD-AND-ONE RUSHING LEADERS

RANK	PLAYER	TEAM	ATT	FD	PCT
1t	A. Jones	MIN	2	2	100.0%
1t	Montgomery	DET	2	2	100.0%
1t	Charbonnet	SEA	1	1	100.0%
1t	Conner	ARI	1	1	100.0%
1t	*Daniels (QB)	WAS	1	1	100.0%
1t	Darnold (QB)	MIN	1	1	100.0%
1t	Dowdle	DAL	1	1	100.0%
1t	Elliott	DAL	1	1	100.0%
1t	Gibbs	DET	1	1	100.0%
1t	Hill (QB)	NO	1	1	100.0%
1t	K. Murray (QB)	ARI	1	1	100.0%
1t	Prescott (QB)	DAL	1	1	100.0%
1t	Walker	SEA	1	1	100.0%
1t	Williams	NO	1	1	100.0%
1t	K. Williams	LAR	1	1	100.0%
16t	Jacobs	GB	3	2	66.7%
16t	Robinson	WAS	3	2	66.7%
18t	Hurts (QB)	PHI	4	2	50.0%
18t	G. Smith (QB)	SEA	2	1	50.0%

2024 NATIONAL FOOTBALL LEAGUE

NFC LEADERS IN RECEPTIONS

RANK	PLAYER	TEAM	REC	YDS	AVG	LONG	TD
1	Kupp	LAR	18	147	8.2	24	1
2t	Godwin	TB	15	200	13.3	41t	2
2t	*Nabers	NYG	15	193	12.9	28	1
4t	D. Smith	PHI	14	160	11.4	25	1
4t	Smith-Njigba	SEA	14	136	9.7	24	0
4t	St. Brown	DET	14	132	9.4	20	0
7t	Samuel	SF	13	164	12.6	28	0
7t	Metcalf	SEA	13	158	12.2	56t	1
9t	Kittle (TE)	SF	11	116	10.5	26	1
9t	McBride (TE)	ARI	11	97	8.8	21	0
9t	D. Moore	CHI	11	89	8.1	19	0
9t	Gibbs (RB)	DET	11	56	5.1	14	0
13	J. Williams	DET	10	200	20.0	52t	1
14t	Lamb	DAL	9	151	16.8	65t	1
14t	Robinson (RB)	ATL	9	68	7.6	14	0
16t	Jefferson	MIN	8	192	24.0	97t	2
16t	Evans	TB	8	103	12.9	24	2
16t	Lockett	SEA	8	92	11.5	19	0
16t	D. London	ATL	8	69	8.6	19	1
16t	Robinson	NYG	8	62	7.8	15	1
16t	Dortch	ARI	8	58	7.3	14	0
16t	McLaurin	WAS	8	39	4.9	12	0
23t	Shaheed	NO	7	169	24.1	70t	2
23t	Doubs	GB	7	112	16.0	39	0
23t	Jennings	SF	7	101	14.4	25	0
23t	Ekeler (RB)	WAS	7	99	14.1	27	0
23t	T. Johnson	LAR	7	99	14.1	63	0
23t	McCloud	ATL	7	94	13.4	20	0
23t	Tolbert	DAL	7	94	13.4	39	0
23t	Kamara (RB)	NO	7	92	13.1	57t	1
23t	Ertz (TE)	WAS	7	90	12.9	21	0
23t	White (RB)	TB	7	80	11.4	32	0
23t	Goedert (TE)	PHI	7	69	9.9	21	0
23t	Charbonnet (RB)	SEA	7	60	8.6	30t	1
23t	A. Jones (RB)	MIN	7	51	7.3	18	0
23t	K. Williams (RB)	LAR	7	31	4.4	10	0
37t	Reed	GB	6	147	24.5	70t	1
37t	Olave	NO	6	92	15.3	39	0
37t	Robinson	LAR	6	92	15.3	42	0
37t	Aiyuk	SF	6	71	11.8	22	0
37t	Cooks	DAL	6	59	9.8	21t	1
37t	Slayton	NYG	6	59	9.8	19	0
37t	LaPorta (TE)	DET	6	58	9.7	18	0
37t	Pitts (TE)	ATL	6	46	7.7	12t	1
37t	Barkley (RB)	PHI	6	44	7.3	18t	1
37t	Schoonmaker (TE)	DAL	6	43	7.2	15	0
37t	Covey	PHI	6	23	3.8	9	0
48t	*Harrison	ARI	5	134	26.8	60t	2
48t	A. Brown	PHI	5	119	23.8	67t	1
48t	Thielen	CAR	5	69	13.8	32	0
48t	Juszczyk (FB)	SF	5	59	11.8	34	0
48t	Parkinson (TE)	LAR	5	59	11.8	20	0
48t	Montgomery (RB)	DET	5	37	7.4	15	0
48t	Dowdle (RB)	DAL	5	35	7.0	9	0
48t	Dio. Johnson	CAR	5	34	6.8	11	0

2024 NATIONAL FOOTBALL LEAGUE

NFC LEADERS IN RECEPTIONS

RANK	PLAYER	TEAM	REC	YDS	AVG	LONG	TD
48t	Kmet (TE)	CHI	5	31	6.2	12	0
48t	Singletary (RB)	NYG	5	15	3.0	12	0

2024 NATIONAL FOOTBALL LEAGUE

NFC RECEIVING YARDAGE LEADERS

RANK	PLAYER	TEAM	YDS	REC	AVG	LONG	TD
1t	Godwin	TB	200	15	13.3	41t	2
1t	J. Williams	DET	200	10	20.0	52t	1
3	*Nabers	NYG	193	15	12.9	28	1
4	Jefferson	MIN	192	8	24.0	97t	2
5	Shaheed	NO	169	7	24.1	70t	2
6	Samuel	SF	164	13	12.6	28	0
7	D. Smith	PHI	160	14	11.4	25	1
8	Metcalf	SEA	158	13	12.2	56t	1
9	Lamb	DAL	151	9	16.8	65t	1
10t	Kupp	LAR	147	18	8.2	24	1
10t	Reed	GB	147	6	24.5	70t	1
12	Smith-Njigba	SEA	136	14	9.7	24	0
13	*Harrison	ARI	134	5	26.8	60t	2
14	St. Brown	DET	132	14	9.4	20	0
15	A. Brown	PHI	119	5	23.8	67t	1
16	Kittle (TE)	SF	116	11	10.5	26	1
17	Doubs	GB	112	7	16.0	39	0
18t	Evans	TB	103	8	12.9	24	2
18t	Mooney	ATL	103	4	25.8	41t	1
20	Jennings	SF	101	7	14.4	25	0
21t	Ekeler (RB)	WAS	99	7	14.1	27	0
21t	T. Johnson	LAR	99	7	14.1	63	0
23	McBride (TE)	ARI	97	11	8.8	21	0
24t	McCloud	ATL	94	7	13.4	20	0
24t	Tolbert	DAL	94	7	13.4	39	0
26t	Kamara (RB)	NO	92	7	13.1	57t	1
26t	Lockett	SEA	92	8	11.5	19	0
26t	Olave	NO	92	6	15.3	39	0
26t	Robinson	LAR	92	6	15.3	42	0
30	Ertz (TE)	WAS	90	7	12.9	21	0
31	D. Moore	CHI	89	11	8.1	19	0
32	White (RB)	TB	80	7	11.4	32	0
33	Nailor	MIN	75	4	18.8	26	2
34	Aiyuk	SF	71	6	11.8	22	0
35t	Goedert (TE)	PHI	69	7	9.9	21	0
35t	D. London	ATL	69	8	8.6	19	1
35t	Thielen	CAR	69	5	13.8	32	0
38	Robinson (RB)	ATL	68	9	7.6	14	0
39	Robinson	NYG	62	8	7.8	15	1
40	Charbonnet (RB)	SEA	60	7	8.6	30t	1
41t	Cooks	DAL	59	6	9.8	21t	1
41t	Juszczyk (FB)	SF	59	5	11.8	34	0
41t	Parkinson (TE)	LAR	59	5	11.8	20	0
41t	Slayton	NYG	59	6	9.8	19	0
45t	Dortch	ARI	58	8	7.3	14	0
45t	LaPorta (TE)	DET	58	6	9.7	18	0
47t	N. Brown	WAS	56	3	18.7	34	0
47t	Gibbs (RB)	DET	56	11	5.1	14	0
49t	Kraft (TE)	GB	53	4	13.3	29	0
49t	*McMillan	TB	53	2	26.5	32t	1

2024 NATIONAL FOOTBALL LEAGUE

NFC THIRD-DOWN RECEIVING LEADERS

RANK	PLAYER	TEAM	REC	YDS	AVG	LONG	TD
1	Godwin	TB	7	99	14.1	24	0
2	*Nabers	NYG	6	115	19.2	28	1
3	Robinson	NYG	5	44	8.8	15	1
4t	Reed	GB	4	105	26.3	70t	1
4t	Smith-Njigba	SEA	4	60	15.0	24	0
4t	D. Moore	CHI	4	46	11.5	19	0
4t	Cooks	DAL	4	39	9.8	21t	1
4t	Kittle (TE)	SF	4	38	9.5	14	0
4t	Dortch	ARI	4	37	9.3	14	0
4t	Charbonnet (RB)	SEA	4	14	3.5	7	0
11t	Doubs	GB	3	66	22.0	39	0
11t	St. Brown	DET	3	41	13.7	17	0
11t	Mundt (TE)	MIN	3	21	7.0	9	0
11t	LaPorta (TE)	DET	3	17	5.7	7	0
15t	Shaheed	NO	2	76	38.0	59t	1
15t	J. Williams	DET	2	65	32.5	52t	1
15t	Ertz (TE)	WAS	2	41	20.5	21	0
15t	Goedert (TE)	PHI	2	30	15.0	21	0
15t	Aiyuk	SF	2	28	14.0	14	0
15t	A. Brown	PHI	2	28	14.0	20	0
15t	Ekeler (RB)	WAS	2	28	14.0	16	0
15t	Lockett	SEA	2	28	14.0	19	0
15t	Parkinson (TE)	LAR	2	27	13.5	15	0
15t	Demercado (RB)	ARI	2	26	13.0	24	0
15t	Evans	TB	2	25	12.5	24	1
15t	Metcalf	SEA	2	21	10.5	15	0
15t	Wicks	GB	2	21	10.5	14t	1
15t	Pitts (TE)	ATL	2	16	8.0	8	0
15t	Powell	MIN	2	16	8.0	11	0
15t	Elliott (RB)	DAL	2	15	7.5	15	0
15t	D. London	ATL	2	15	7.5	8	1
15t	Jennings	SF	2	13	6.5	8	0
15t	Mi. Wilson	ARI	2	13	6.5	8	1
15t	Robinson (RB)	ATL	2	12	6.0	7	0
15t	Kupp	LAR	2	11	5.5	13	0
15t	Barkley (RB)	PHI	2	8	4.0	4	0
15t	K. Williams (RB)	LAR	2	8	4.0	9	0
15t	M. Sanders (RB)	CAR	2	3	1.5	5	0
15t	Gibbs (RB)	DET	2	2	1.0	1	0
40t	Tolbert	DAL	1	39	39.0	39	0
40t	*Harrison	ARI	1	32	32.0	32	0
40t	*McMillan	TB	1	32	32.0	32t	1
40t	Nailor	MIN	1	26	26.0	26	0
40t	Higgins (TE)	ARI	1	18	18.0	18t	1
40t	McBride (TE)	ARI	1	18	18.0	18	0
40t	Kraft (TE)	GB	1	17	17.0	17	0
40t	Jefferson	MIN	1	16	16.0	16	0
40t	Mooney	ATL	1	15	15.0	15	0
40t	Samuel	SF	1	15	15.0	15	0
40t	Carter	CHI	1	14	14.0	14	0
40t	N. Fant (TE)	SEA	1	14	14.0	14	0
40t	Thielen	CAR	1	14	14.0	14	0
40t	T. Johnson	LAR	1	13	13.0	13	0
40t	Robinson (RB)	WAS	1	13	13.0	13	0
40t	Kmet (TE)	CHI	1	12	12.0	12	0

2024 NATIONAL FOOTBALL LEAGUE

NFC THIRD-DOWN RECEIVING LEADERS

RANK	PLAYER	TEAM	REC	YDS	AVG	LONG	TD
40t	McCloud	ATL	1	12	12.0	12	0
40t	Chandler (RB)	MIN	1	10	10.0	10	0
40t	Olave	NO	1	10	10.0	10	0
40t	Covey	PHI	1	9	9.0	9	0
40t	Dowdle (RB)	DAL	1	9	9.0	9	0
40t	Jacobs (RB)	GB	1	9	9.0	9	0
40t	Ham (FB)	MIN	1	8	8.0	8	0
40t	*McCaffrey	WAS	1	8	8.0	8	0
40t	Slayton	NYG	1	8	8.0	8	0
40t	Ferguson (TE)	DAL	1	7	7.0	7	0
40t	Tremble (TE)	CAR	1	7	7.0	7	0
40t	Addison	MIN	1	6	6.0	6	0
40t	Bobo	SEA	1	6	6.0	6	0
40t	Nacua	LAR	1	6	6.0	6	0
40t	Robinson	LAR	1	6	6.0	6	0
40t	*Tipton	NO	1	6	6.0	6	0
40t	Vaughn (RB)	DAL	1	6	6.0	6	0
40t	D. Brown	WAS	1	5	5.0	5	0
40t	Mason (RB)	SF	1	5	5.0	5	0
40t	D. Smith	PHI	1	5	5.0	5	0
40t	Woerner (TE)	ATL	1	4	4.0	4	0
40t	Lamb	DAL	1	3	3.0	3	0
40t	Montgomery (RB)	DET	1	3	3.0	3	0
40t	Schoonmaker (TE)	DAL	1	3	3.0	3	0
40t	*J. Sanders (TE)	CAR	1	2	2.0	2	0
40t	Everett (TE)	CHI	1	-1	(1.0)	-1	0

2024 NATIONAL FOOTBALL LEAGUE

NFC LEADING SCORERS (NON-KICKING)

RANK	PLAYER	TEAM	POS	TOUCHDOWNS				X2	PTS
				TOTAL	RUSH	REC	RET		
1	Kamara	NO	RB	5	4	1	0	0	30
2	Barkley	PHI	RB	3	2	1	0	1	20
3	Conner	ARI	RB	2	2	0	0	1	14
4t	Charbonnet	SEA	RB	2	1	1	0	0	12
4t	*Daniels	WAS	QB	2	2	0	0	0	12
4t	Evans	TB	WR	2	0	2	0	0	12
4t	Godwin	TB	WR	2	0	2	0	0	12
4t	*Harrison	ARI	WR	2	0	2	0	0	12
4t	Jefferson	MIN	WR	2	0	2	0	0	12
4t	Mason	SF	RB	2	2	0	0	0	12
4t	Montgomery	DET	RB	2	2	0	0	0	12
4t	Nailor	MIN	WR	2	0	2	0	0	12
4t	Reed	GB	WR	2	1	1	0	0	12
4t	Shaheed	NO	WR	2	0	2	0	0	12
4t	K. Williams	LAR	RB	2	2	0	0	0	12
16t	A. Brown	PHI	WR	1	0	1	0	0	6
16t	Carr	NO	QB	1	1	0	0	0	6
16t	Cooks	DAL	WR	1	0	1	0	0	6
16t	Dallas	ARI	RB	1	0	0	1	0	6
16t	Elliott	DAL	RB	1	1	0	0	0	6
16t	Gibbs	DET	RB	1	1	0	0	0	6
16t	Herbert	CHI	RB	1	1	0	0	0	6
16t	Higgins	ARI	TE	1	0	1	0	0	6
16t	Hurts	PHI	QB	1	1	0	0	0	6
16t	Johnson	NO	TE	1	0	1	0	0	6
16t	A. Jones	MIN	RB	1	1	0	0	0	6
16t	Kittle	SF	TE	1	0	1	0	0	6
16t	Kupp	LAR	WR	1	0	1	0	0	6
16t	Lamb	DAL	WR	1	0	1	0	0	6
16t	D. London	ATL	WR	1	0	1	0	0	6
16t	Mayfield	TB	QB	1	1	0	0	0	6
16t	McBride	ARI	TE	1	0	0	1	0	6
16t	*McMillan	TB	WR	1	0	1	0	0	6
16t	Metcalf	SEA	WR	1	0	1	0	0	6
16t	Mooney	ATL	WR	1	0	1	0	0	6
16t	Moreau	NO	TE	1	0	1	0	0	6
16t	*Nabers	NYG	WR	1	0	1	0	0	6
16t	Owens	CHI	DB	1	0	0	1	0	6
16t	Pitts	ATL	TE	1	0	1	0	0	6
16t	Robinson	WAS	RB	1	1	0	0	0	6
16t	Robinson	NYG	WR	1	0	1	0	0	6
16t	Samuel	SF	WR	1	1	0	0	0	6
16t	Singleton	NYG	RB	1	1	0	0	0	6
16t	D. Smith	PHI	WR	1	0	1	0	0	6
16t	G. Smith	SEA	QB	1	1	0	0	0	6
16t	Stevenson	CHI	CB	1	0	0	1	0	6

2024 NATIONAL FOOTBALL LEAGUE

NFC LEADING SCORERS (NON-KICKING)

RANK	PLAYER	TEAM	POS	TOUCHDOWNS				X2	PTS
				TOTAL	RUSH	REC	RET		
16t	Turpin	DAL	WR	1	0	0	1	0	6
16t	Van Ginkel	MIN	OLB	1	0	0	1	0	6
16t	Walker	SEA	RB	1	1	0	0	0	6
16t	Watson	GB	WR	1	0	1	0	0	6
16t	Wicks	GB	WR	1	0	1	0	0	6
16t	Williams	NO	RB	1	1	0	0	0	6
16t	J. Williams	DET	WR	1	0	1	0	0	6
16t	Mi. Wilson	ARI	WR	1	0	1	0	0	6
16t	Young	CAR	QB	1	1	0	0	0	6

2024 NATIONAL FOOTBALL LEAGUE

NFC LEADING SCORERS (KICKING)

RANK	PLAYER	TEAM	PAT	FG	FG%	LONG	PTS
1	Aubrey	DAL	4/4	8/8	100.0%	57	28
2t	Grupe	NO	10/11	5/5	100.0%	57	25
2t	Moody	SF	4/4	7/7	100.0%	53	25
4t	McLaughlin	TB	6/6	5/5	100.0%	56	21
4t	*Narveson	GB	3/3	6/8	75.0%	46	21
4t	Seibert	WAS	0/0	7/7	100.0%	45	21
7t	Myers	SEA	4/4	5/5	100.0%	50	19
7t	Prater	ARI	7/7	4/4	100.0%	57	19
9	Bates	DET	3/3	5/5	100.0%	35	18
10t	Elliott	PHI	5/5	4/4	100.0%	38	17
10t	Santos	CHI	2/2	5/5	100.0%	54	17
12	*Reichard	MIN	6/6	3/3	100.0%	39	15
13	Koo	ATL	2/2	4/4	100.0%	39	14
14	*Karty	LAR	3/3	3/3	100.0%	41	12
15	Pineiro	CAR	1/1	2/2	100.0%	43	7
16	Gano	NYG	0/0	2/2	100.0%	50	6
17	York	WAS	2/2	0/2	0.0%	---	2
18	Gillan	NYG	0/1	0/0	---	---	0

2024 NATIONAL FOOTBALL LEAGUE

2024 NATIONAL FOOTBALL LEAGUE

NFC TOUCHBACKS ON KICKOFFS

RANK	PLAYER	TEAM	TB
1	Prater	ARI	11
2t	Myers	SEA	10
2t	Narveson	GB	10
4t	Aubrey	DAL	9
4t	Bates	DET	9
4t	Evans	LAR	9
4t	Mann	PHI	9
4t	Moody	SF	9
9t	Camarda	TB	8
9t	Pinion	ATL	8
9t	Reichard	MIN	8
12	Grupe	NO	4
13	Gano	NYG	3
14t	Gillan	NYG	2
14t	Santos	CHI	2
16t	Pineiro	CAR	1
16t	Seibert	WAS	1
16t	York	WAS	1

2024 NATIONAL FOOTBALL LEAGUE

NFC MOST YARDS FROM SCRIMMAGE

RANK	PLAYER	TEAM	POS	TOTAL			RUSHING			RECEIVING		
				YDS	PLAYS	AVG	YDS	ATT	AVG	YDS	ATT	AVG
1	Kamara	NO	RB	290	42	6.9	198	35	5.7	92	7	13.1
2	Mason	SF	RB	256	50	5.1	247	48	5.1	9	2	4.5
3	Jacobs	GB	RB	255	50	5.1	235	48	4.9	20	2	10.0
4	Barkley	PHI	RB	248	52	4.8	204	46	4.4	44	6	7.3
5	Robinson	ATL	RB	233	41	5.7	165	32	5.2	68	9	7.6
6	J. Williams	DET	WR	228	12	19.0	28	2	14.0	200	10	20.0
7	Robinson	WAS	RB	225	33	6.8	173	29	6.0	52	4	13.0
8	Reed	GB	WR	217	9	24.1	70	3	23.3	147	6	24.5
9	Conner	ARI	RB	207	41	5.0	172	37	4.6	35	4	8.8
10	Godwin	TB	WR	200	15	13.3	0	0	---	200	15	13.3
11	*Nabers	NYG	WR	193	15	12.9	0	0	---	193	15	12.9
12	Jefferson	MIN	WR	192	8	24.0	0	0	---	192	8	24.0
13	Shaheed	NO	WR	182	10	18.2	13	3	4.3	169	7	24.1
14	Gibbs	DET	RB	180	35	5.1	124	24	5.2	56	11	5.1
15t	A. Jones	MIN	RB	177	30	5.9	126	23	5.5	51	7	7.3
15t	Samuel	SF	WR	177	23	7.7	13	10	1.3	164	13	12.6
17	Lamb	DAL	WR	176	12	14.7	25	3	8.3	151	9	16.8
18	Montgomery	DET	RB	163	33	4.9	126	28	4.5	37	5	7.4
19	D. Smith	PHI	WR	160	14	11.4	0	0	---	160	14	11.4
20	Metcalf	SEA	WR	158	13	12.2	0	0	---	158	13	12.2
21	Kupp	LAR	WR	157	20	7.9	10	2	5.0	147	18	8.2
22t	Ekeler	WAS	RB	147	17	8.6	48	10	4.8	99	7	14.1
22t	Singletary	NYG	RB	147	31	4.7	132	26	5.1	15	5	3.0
24	Smith-Njigba	SEA	WR	136	14	9.7	0	0	---	136	14	9.7
25	*Harrison	ARI	WR	134	5	26.8	0	0	---	134	5	26.8
26t	*Daniels	WAS	QB	132	26	5.1	132	26	5.1	0	0	---
26t	St. Brown	DET	WR	132	14	9.4	0	0	---	132	14	9.4
28	White	TB	RB	129	32	4.0	49	25	2.0	80	7	11.4
29	Chandler	MIN	RB	124	21	5.9	99	18	5.5	25	3	8.3
30	A. Brown	PHI	WR	119	5	23.8	0	0	---	119	5	23.8
31	Hurts	PHI	QB	118	26	4.5	118	26	4.5	0	0	---
32t	Kittle	SF	TE	116	11	10.5	0	0	---	116	11	10.5
32t	K. Murray	ARI	QB	116	10	11.6	116	10	11.6	0	0	---
34	Doubs	GB	WR	112	7	16.0	0	0	---	112	7	16.0
35	Charbonnet	SEA	RB	110	29	3.8	50	22	2.3	60	7	8.6
36	Walker	SEA	RB	109	22	5.0	103	20	5.2	6	2	3.0
37	K. Williams	LAR	RB	106	37	2.9	75	30	2.5	31	7	4.4
38t	Evans	TB	WR	103	8	12.9	0	0	---	103	8	12.9
38t	Mooney	ATL	WR	103	4	25.8	0	0	---	103	4	25.8
38t	D. Moore	CHI	WR	103	12	8.6	14	1	14.0	89	11	8.1
41	Jennings	SF	WR	101	7	14.4	0	0	---	101	7	14.4
42t	T. Johnson	LAR	WR	99	7	14.1	0	0	---	99	7	14.1
42t	Olave	NO	WR	99	7	14.1	7	1	7.0	92	6	15.3
44	*Irving	TB	RB	98	18	5.4	84	16	5.3	14	2	7.0
45t	McBride	ARI	TE	97	11	8.8	0	0	---	97	11	8.8
45t	McCloud	ATL	WR	97	8	12.1	3	1	3.0	94	7	13.4
47	Tolbert	DAL	WR	94	7	13.4	0	0	---	94	7	13.4
48t	Lockett	SEA	WR	92	8	11.5	0	0	---	92	8	11.5
48t	Robinson	LAR	WR	92	6	15.3	0	0	---	92	6	15.3
50	Dowdle	DAL	RB	91	20	4.6	56	15	3.7	35	5	7.0

2024 NATIONAL FOOTBALL LEAGUE

NFC LEADERS IN FIRST DOWNS

RANK	PLAYER	TEAM	POS	TOTAL	RUSH	REC
1t	Kamara	NO	RB	14	13	1
1t	Mason	SF	RB	14	12	2
1t	Robinson	ATL	RB	14	10	4
4t	Barkley	PHI	RB	13	9	4
4t	Conner	ARI	RB	13	12	1
4t	Jacobs	GB	RB	13	12	1
7	Godwin	TB	WR	12	0	12
8t	*Daniels	WAS	QB	10	10	0
8t	Gibbs	DET	RB	10	6	4
8t	Robinson	WAS	RB	10	9	1
8t	Samuel	SF	WR	10	1	9
12t	Hurts	PHI	QB	9	9	0
12t	Montgomery	DET	RB	9	8	1
12t	*Nabers	NYG	WR	9	0	9
12t	D. Smith	PHI	WR	9	0	9
16t	A. Jones	MIN	RB	8	7	1
16t	Kupp	LAR	WR	8	1	7
16t	K. Williams	LAR	RB	8	7	1
19t	Chandler	MIN	RB	7	5	2
19t	Evans	TB	WR	7	0	7
19t	Lamb	DAL	WR	7	2	5
19t	Smith-Njigba	SEA	WR	7	0	7
19t	St. Brown	DET	WR	7	0	7
19t	Williams	NO	RB	7	6	1
19t	J. Williams	DET	WR	7	2	5
26t	Allgeier	ATL	RB	6	5	1
26t	Ekeler	WAS	RB	6	2	4
26t	Lockett	SEA	WR	6	0	6
26t	D. Moore	CHI	WR	6	1	5
26t	Olave	NO	WR	6	1	5
26t	Reed	GB	WR	6	3	3
26t	Shaheed	NO	WR	6	1	5
26t	Singleton	NYG	RB	6	5	1
34t	A. Brown	PHI	WR	5	0	5
34t	Doubs	GB	WR	5	0	5
34t	Dowdle	DAL	RB	5	5	0
34t	Elliott	DAL	RB	5	3	2
34t	Hill	NO	QB-TE	5	5	0
34t	Jennings	SF	WR	5	0	5
34t	Kittle	SF	TE	5	0	5
34t	McCloud	ATL	WR	5	0	5
34t	Metcalf	SEA	WR	5	0	5
34t	K. Murray	ARI	QB	5	5	0
34t	Robinson	NYG	WR	5	1	4
34t	Walker	SEA	RB	5	4	1
46t	Aiyuk	SF	WR	4	0	4
46t	Charbonnet	SEA	RB	4	2	2
46t	Cooks	DAL	WR	4	0	4
46t	Dortch	ARI	WR	4	0	4
46t	Ertz	WAS	TE	4	0	4
46t	*Harrison	ARI	WR	4	0	4
46t	Hubbard	CAR	RB	4	4	0
46t	Jefferson	MIN	WR	4	0	4
46t	Mayfield	TB	QB	4	4	0
46t	McBride	ARI	TE	4	0	4

2024 NATIONAL FOOTBALL LEAGUE

2024 NATIONAL FOOTBALL LEAGUE

NFC LEADERS IN FIRST DOWNS

RANK	PLAYER	TEAM	POS	TOTAL	RUSH	REC
46t	Mooney	ATL	WR	4	0	4
46t	Nailor	MIN	WR	4	0	4
46t	Parkinson	LAR	TE	4	0	4
46t	Robinson	LAR	WR	4	0	4
46t	Slayton	NYG	WR	4	0	4
46t	G. Smith	SEA	QB	4	4	0
46t	Tolbert	DAL	WR	4	0	4
46t	Em. Wilson	GB	RB	4	3	1

2024 NATIONAL FOOTBALL LEAGUE

2024 NATIONAL FOOTBALL LEAGUE

2024 NATIONAL FOOTBALL LEAGUE

2024 NATIONAL FOOTBALL LEAGUE

NFC PUNTING YARDS LEADERS

RANK	PLAYER	TEAM	POS	PUNTS	YARDS	LONG	AVG	TB	BLK	DWN	OB	RETURNS		IN20	NET AVG
												TOT	YDS		
1	Dickson	SEA	P	10	510	61	51.0	1	0	0	1	7	71	1	41.9
2	Evans	LAR	P	7	356	63	50.9	0	0	1	1	5	48	2	44.0
3	Pinion	ATL	P	6	299	59	49.8	0	0	0	0	5	56	0	40.5
4	Anger	DAL	P	7	347	59	49.6	0	0	0	1	5	72	1	39.3
5	Fox	DET	P	6	297	67	49.5	2	0	0	1	1	0	4	42.8
6	*T. Taylor	CHI	P	12	554	60	46.2	1	0	0	2	7	41	5	41.1
7	R. Wright	MIN	P	7	319	56	45.6	1	0	1	2	2	0	4	42.7
8	Gillan	NYG	P	8	364	60	45.5	0	0	2	3	2	24	5	42.5
9	Camarda	TB	P	6	268	51	44.7	0	0	1	0	3	32	2	39.3
10	Whelan	GB	P	5	213	59	42.6	0	0	0	2	0	0	4	42.6
11	Hekker	CAR	P	12	502	64	41.8	0	0	2	2	5	75	2	35.6

2024 NATIONAL FOOTBALL LEAGUE

NFC NET PUNTING YARDS LEADERS

RANK	PLAYER	TEAM	POS	PUNTS	YARDS	LONG	AVG	TB	BLK	DWN	OB	RETURNS		IN20	NET AVG
												TOT	YDS		
1	Evans	LAR	P	7	356	63	50.9	0	0	1	1	5	48	2	44.0
2	Fox	DET	P	6	297	67	49.5	2	0	0	1	1	0	4	42.8
3	R. Wright	MIN	P	7	319	56	45.6	1	0	1	2	2	0	4	42.7
4	Whelan	GB	P	5	213	59	42.6	0	0	0	2	0	0	4	42.6
5	Gillan	NYG	P	8	364	60	45.5	0	0	2	3	2	24	5	42.5
6	Dickson	SEA	P	10	510	61	51.0	1	0	0	1	7	71	1	41.9
7	*T. Taylor	CHI	P	12	554	60	46.2	1	0	0	2	7	41	5	41.1
8	Pinion	ATL	P	6	299	59	49.8	0	0	0	0	5	56	0	40.5
9	Camarda	TB	P	6	268	51	44.7	0	0	1	0	3	32	2	39.3
10	Anger	DAL	P	7	347	59	49.6	0	0	0	1	5	72	1	39.3
11	Hekker	CAR	P	12	502	64	41.8	0	0	2	2	5	75	2	35.6

2024 NATIONAL FOOTBALL LEAGUE

2024 NATIONAL FOOTBALL LEAGUE

NFC PUNT RETURN LEADERS

RANK	PLAYER	TEAM	POS	RET	FC	YDS	AVG	LONG	TD
1	Shaheed	NO	WR	3	1	60	20.0	47	0
2	Turpin	DAL	WR	5	0	96	19.2	60t	1
3	Williams	ATL	RB	3	1	39	13.0	28	0
4	*D. Williams	SEA	CB	3	5	38	12.7	23	0
5	Dortch	ARI	WR	3	0	36	12.0	17	0
6	Carter	CHI	WR	6	1	65	10.8	20	0
7	Raymond	DET	WR	6	1	50	8.3	13	0
8	*Cowing	SF	WR	3	1	15	5.0	8	0

2024 NATIONAL FOOTBALL LEAGUE

NFC KICKOFF RETURN LEADERS

RANK	PLAYER	TEAM	POS	RET	YDS	AVG	LONG	TD
1	Dallas	ARI	RB	3	123	41.0	96t	1
2	Carter	CHI	WR	3	117	39.0	67	0
3	Ekeler	WAS	RB	3	83	27.7	35	0
4	Kennedy	DET	WR	3	81	27.0	31	0
5	Blackshear	CAR	RB	11	285	25.9	31	0
6t	Gray	NYG	RB	6	150	25.0	30	0
6t	Shenault	SEA	WR	4	100	25.0	31	0
8	J. Thomas	DAL	DB	4	86	21.5	26	0

2024 NATIONAL FOOTBALL LEAGUE

2024 NATIONAL FOOTBALL LEAGUE

NFC INTERCEPTION LEADERS

RANK	PLAYER	TEAM	POS	INT	YARDS	AVG	LONG	TD
1	McKinney	GB	SAF	2	35	17.5	18	0
2t	Adebo	NO	CB	1	47	47.0	47	0
2t	Alexander	GB	CB	1	17	17.0	17	0
2t	Bates	ATL	FS	1	0	0.0	0	0
2t	Blankenship	PHI	SAF	1	1	1.0	1	0
2t	Branch	DET	CB	1	1	1.0	1	0
2t	Diggs	DAL	CB	1	1	1.0	1	0
2t	Flannigan-Fowles	SF	LB	1	0	0.0	0	0
2t	Harris	NO	DB	1	7	7.0	7	0
2t	Horn	CAR	CB	1	0	0.0	0	0
2t	Howden	NO	SAF	1	-5	-5.0	-5	0
2t	Izien	TB	DB	1	17	17.0	17	0
2t	J. Johnson	CHI	CB	1	9	9.0	9	0
2t	J. Johnson	LAR	SS	1	0	0.0	0	0
2t	K. Joseph	DET	DB	1	0	0.0	0	0
2t	Kendricks	DAL	MLB	1	8	8.0	8	0
2t	Love	SEA	SS	1	0	0.0	0	0
2t	Mathieu	NO	FS	1	0	0.0	0	0
2t	McCollum	TB	CB	1	4	4.0	4	0
2t	Metellus	MIN	SAF	1	12	12.0	12	0
2t	*Muasau	NYG	LB	1	1	1.0	1	0
2t	Smith	MIN	FS	1	0	0.0	0	0
2t	Stevenson	CHI	CB	1	43	43.0	43t	1
2t	Van Ginkel	MIN	OLB	1	10	10.0	10t	1
2t	Warner	SF	MLB	1	25	25.0	25	0
2t	*Williams	GB	SAF	1	1	1.0	1	0
2t	Wilson	DAL	DB	1	0	0.0	0	0
2t	Er. Wilson	GB	LB	1	0	0.0	0	0
2t	Woolen	SEA	CB	1	4	4.0	4	0

2024 NATIONAL FOOTBALL LEAGUE

NFC SACK LEADERS

RANK	PLAYER	TEAM	POS	SACKS
1	Hutchinson	DET	DE	5.5
2	P. Jones	MIN	LB	4.0
3t	Gardeck	ARI	LB	3.0
3t	Taylor	NO	CB	3.0
5t	Baun	PHI	LB	2.0
5t	Bosa	SF	DE	2.0
5t	Dexter	CHI	DT	2.0
5t	Ferrell	WAS	DE	2.0
5t	Kendricks	DAL	MLB	2.0
5t	Lawrence	DAL	DE	2.0
5t	Mafe	SEA	LB	2.0
5t	Pinnock	NYG	SS	2.0
5t	D. Taylor	CHI	DE	2.0
5t	Van Ginkel	MIN	OLB	2.0
15t	Granderson	NO	DE	1.5
15t	Jarrett	ATL	DT	1.5
15t	Judon	ATL	OLB	1.5
15t	L. Williams	SEA	DE	1.5
19t	Barnes	ARI	LB	1.0
19t	Bresee	NO	DT	1.0
19t	Cashman	MIN	LB	1.0
19t	Clark	ARI	CB	1.0
19t	Collins	ARI	LB	1.0
19t	Davis	NO	OLB	1.0
19t	Dennis	TB	LB	1.0
19t	Edmunds	CHI	MLB	1.0
19t	Floyd	SF	DE	1.0
19t	Gary	GB	DE	1.0
19t	Givens	SF	DT	1.0
19t	Golston	DAL	DE	1.0
19t	Greenard	MIN	LB	1.0
19t	D. Hall	SEA	LB	1.0
19t	Lawrence	NYG	DT	1.0
19t	Leota	CAR	LB	1.0
19t	Lopez	ARI	DT	1.0
19t	McFadden	NYG	LB	1.0
19t	Nixon	GB	DB	1.0
19t	Okereke	NYG	ILB	1.0
19t	Onwuzurike	DET	DT	1.0
19t	Overshown	DAL	LB	1.0
19t	Parsons	DAL	LB	1.0
19t	*Phillips	NYG	DB	1.0
19t	Phillips	MIN	DT	1.0
19t	Sanborn	CHI	LB	1.0
19t	Tryon-Shoyinka	TB	LB	1.0
19t	*Turner	MIN	LB	1.0
19t	Turner	LAR	DT	1.0
19t	*Verse	LAR	LB	1.0
19t	Warner	SF	MLB	1.0
19t	Williams	PHI	DT	1.0
19t	Wyatt	GB	DT	1.0
19t	Young	LAR	LB	1.0

2024 NATIONAL FOOTBALL LEAGUE

NFC LEADERS IN FUMBLE RECOVERIES

RANK	PLAYER	TEAM	POS	TOTAL	OWN TEAM	OPP TEAM
1t	Tolbert	DAL	WR	2	2	0
1t	Yiadam	SF	CB	2	1	1
3t	Baker	SEA	OLB	1	0	1
3t	Barkley	PHI	RB	1	1	0
3t	Belton	NYG	SAF	1	1	0
3t	Biadasz	WAS	C	1	1	0
3t	Byard	CHI	FS	1	0	1
3t	Chinn	WAS	SAF	1	0	1
3t	Collier	ARI	DE	1	0	1
3t	Collins	SF	DT	1	0	1
3t	Darnold	MIN	QB	1	1	0
3t	Edwards	CHI	LB	1	0	1
3t	*Fiske	LAR	DT	1	0	1
3t	Franks	CAR	TE	1	0	1
3t	Jenkins	CHI	OT	1	1	0
3t	Jewell	CAR	ILB	1	0	1
3t	J. Jones	ARI	DT	1	0	1
3t	Mason	SF	RB	1	1	0
3t	Mathieu	NO	FS	1	0	1
3t	Mayfield	TB	QB	1	1	0
3t	McBride	ARI	TE	1	1	0
3t	Melton	GB	WR	1	1	0
3t	Okereke	NYG	ILB	1	0	1
3t	Robinson	ATL	RB	1	1	0
3t	Skule	TB	OT	1	1	0
3t	Ji. Ward	MIN	LB	1	0	1
3t	*Ca. Williams	CHI	QB	1	1	0
3t	Wyatt	GB	DT	1	0	1

2024 NATIONAL FOOTBALL LEAGUE

NFC LEADERS IN RECOVERIES OF FUMBLES BY OWN TEAM

RANK	PLAYER	TEAM	POS	REC	YARDS	AVG	LONG	TD
1	Tolbert	DAL	WR	2	0	0.0	0t	0
2t	Barkley	PHI	RB	1	0	0.0	0t	0
2t	Belton	NYG	SAF	1	0	0.0	0t	0
2t	Biadasz	WAS	C	1	0	0.0	0t	0
2t	Darnold	MIN	QB	1	0	0.0	0t	0
2t	Jenkins	CHI	OT	1	0	0.0	0t	0
2t	Mason	SF	RB	1	0	0.0	0t	0
2t	Mayfield	TB	QB	1	0	0.0	0t	0
2t	McBride	ARI	TE	1	0	0.0	0t	1
2t	Melton	GB	WR	1	0	0.0	0t	0
2t	Robinson	ATL	RB	1	0	0.0	0t	0
2t	Skule	TB	OT	1	0	0.0	0t	0
2t	*Ca. Williams	CHI	QB	1	0	0.0	0t	0
2t	Yiadam	SF	CB	1	0	0.0	0t	0
15t	Baker	SEA	OLB	0	0	---	0t	0
15t	Byard	CHI	FS	0	0	---	0t	0
15t	Chinn	WAS	SAF	0	0	---	0t	0
15t	Collier	ARI	DE	0	0	---	0t	0
15t	Collins	SF	DT	0	0	---	0t	0
15t	Conner	ARI	RB	0	0	---	0t	0
15t	Cousins	ATL	QB	0	0	---	0t	0
15t	*Cowing	SF	WR	0	0	---	0t	0
15t	Edwards	CHI	LB	0	0	---	0t	0
15t	*Fiske	LAR	DT	0	0	---	0t	0
15t	Franks	CAR	TE	0	0	---	0t	0
15t	Ham	MIN	FB	0	0	---	0t	0
15t	Jacobs	GB	RB	0	0	---	0t	0
15t	Jewell	CAR	ILB	0	0	---	0t	0
15t	A. Jones	MIN	RB	0	0	---	0t	0
15t	J. Jones	ARI	DT	0	0	---	0t	0
15t	V. Jones	CHI	WR	0	0	---	0t	0
15t	Mathieu	NO	FS	0	0	---	0t	0
15t	Mingo	CAR	WR	0	0	---	0t	0
15t	K. Murray	ARI	QB	0	0	---	0t	0
15t	*Odunze	CHI	WR	0	0	---	0t	0
15t	Okereke	NYG	ILB	0	0	---	0t	0
15t	Prescott	DAL	QB	0	0	---	0t	0
15t	Purdy	SF	QB	0	0	---	0t	0
15t	Singleton	NYG	RB	0	0	---	0t	0
15t	Slayton	NYG	WR	0	0	---	0t	0
15t	Stafford	LAR	QB	0	0	---	0t	0
15t	Tune	ARI	QB	0	0	---	0t	0
15t	Ji. Ward	MIN	LB	0	0	---	0t	0
15t	*D. Williams	SEA	CB	0	0	---	0t	0
15t	Wilson	NO	WR	0	0	---	0t	0
15t	Wyatt	GB	DT	0	0	---	0t	0

2024 NATIONAL FOOTBALL LEAGUE

NFC LEADERS IN RECOVERIES OF FUMBLES BY OPPOSING TEAM

RANK	PLAYER	TEAM	POS	REC	YARDS	AVG	LONG	TD
1t	Baker	SEA	OLB	1	0	0.0	0t	0
1t	Byard	CHI	FS	1	0	0.0	0t	0
1t	Chinn	WAS	SAF	1	0	0.0	0t	0
1t	Collier	ARI	DE	1	0	0.0	0t	0
1t	Collins	SF	DT	1	0	0.0	0t	0
1t	Edwards	CHI	LB	1	0	0.0	0t	0
1t	*Fiske	LAR	DT	1	8	8.0	8	0
1t	Franks	CAR	TE	1	0	0.0	0t	0
1t	Jewell	CAR	ILB	1	0	0.0	0t	0
1t	J. Jones	ARI	DT	1	0	0.0	0t	0
1t	Mathieu	NO	FS	1	0	0.0	0t	0
1t	Okereke	NYG	ILB	1	1	1.0	1	0
1t	Ji. Ward	MIN	LB	1	5	5.0	5	0
1t	Wyatt	GB	DT	1	0	0.0	0t	0
1t	Yiadam	SF	CB	1	0	0.0	0t	0
16t	Barkley	PHI	RB	0	0	---	0t	0
16t	Belton	NYG	SAF	0	0	---	0t	0
16t	Biadasz	WAS	C	0	0	---	0t	0
16t	Conner	ARI	RB	0	0	---	0t	0
16t	Cousins	ATL	QB	0	0	---	0t	0
16t	*Cowing	SF	WR	0	0	---	0t	0
16t	Darnold	MIN	QB	0	0	---	0	0
16t	Ham	MIN	FB	0	0	---	0t	0
16t	Jacobs	GB	RB	0	0	---	0t	0
16t	Jenkins	CHI	OT	0	0	---	0t	0
16t	A. Jones	MIN	RB	0	0	---	0t	0
16t	V. Jones	CHI	WR	0	0	---	0t	0
16t	Mason	SF	RB	0	0	---	0t	0
16t	Mayfield	TB	QB	0	0	---	0t	0
16t	McBride	ARI	TE	0	0	---	0	0
16t	Melton	GB	WR	0	0	---	0t	0
16t	Mingo	CAR	WR	0	0	---	0t	0
16t	K. Murray	ARI	QB	0	0	---	0t	0
16t	*Odunze	CHI	WR	0	0	---	0t	0
16t	Prescott	DAL	QB	0	0	---	0t	0
16t	Purdy	SF	QB	0	0	---	0t	0
16t	Robinson	ATL	RB	0	0	---	0t	0
16t	Singletary	NYG	RB	0	0	---	0t	0
16t	Skule	TB	OT	0	0	---	0t	0
16t	Slayton	NYG	WR	0	0	---	0t	0
16t	Stafford	LAR	QB	0	0	---	0t	0
16t	Tolbert	DAL	WR	0	0	---	0t	0
16t	Tune	ARI	QB	0	0	---	0t	0
16t	*Ca. Williams	CHI	QB	0	0	---	0t	0
16t	*D. Williams	SEA	CB	0	0	---	0t	0
16t	Wilson	NO	WR	0	0	---	0t	0

2024 NATIONAL FOOTBALL LEAGUE

NFL LEADING PASSERS

RANK	PLAYER	TEAM	ATT	COMP	COMP%	YDS	YPA	TD	TD%	LONG	INT	INT%	RATING
1	Carr	NO	39	30	76.9%	443	11.36	5	12.8%	70t	1	2.6%	142.4
2	Mayfield	TB	49	36	73.5%	474	9.67	5	10.2%	41t	1	2.0%	129.1
3	Allen	BUF	42	31	73.8%	371	8.83	3	7.1%	33	0	0.0%	124.2
4	K. Murray	ARI	52	38	73.1%	428	8.23	4	7.7%	60t	0	0.0%	122.9
5	Darnold	MIN	50	36	72.0%	476	9.52	4	8.0%	97t	2	4.0%	111.8
6	Stroud	HOU	68	47	69.1%	494	7.26	3	4.4%	55	0	0.0%	104.7
7	G. Smith	SEA	69	51	73.9%	498	7.22	2	2.9%	56t	1	1.4%	97.4
8	*Daniels	WAS	53	40	75.5%	410	7.74	0	0.0%	34	0	0.0%	97.2
9	Purdy	SF	65	47	72.3%	550	8.46	1	1.5%	34	1	1.5%	96.3
10	Burrow	CIN	65	44	67.7%	422	6.49	2	3.1%	47	0	0.0%	95.8
11	Herbert	LAC	46	31	67.4%	274	5.96	3	6.5%	29t	1	2.2%	95.7
12	Minschew	LV	71	55	77.5%	533	7.51	2	2.8%	33	2	2.8%	95.6
13	Fields	PIT	43	30	69.8%	273	6.35	1	2.3%	40	0	0.0%	94.4
14	Rodgers	NYJ	51	31	60.8%	343	6.73	3	5.9%	36t	1	2.0%	92.2
15	Mahomes	KC	53	38	71.7%	442	8.34	3	5.7%	44t	3	5.7%	91.9
16	Cousins	ATL	55	36	65.5%	396	7.20	3	5.5%	41t	2	3.6%	89.7
17	Stafford	LAR	76	53	69.7%	533	7.01	1	1.3%	63	1	1.3%	88.3
18	L. Jackson	BAL	75	47	62.7%	520	6.93	2	2.7%	49t	1	1.3%	86.5
19	Hurts	PHI	64	43	67.2%	461	7.20	3	4.7%	67t	3	4.7%	84.2
20	Love	GB	34	17	50.0%	260	7.65	2	5.9%	70t	1	2.9%	83.0
21	Lawrence	JAX	51	26	51.0%	382	7.49	1	2.0%	66	0	0.0%	82.3
22	Prescott	DAL	71	46	64.8%	472	6.65	2	2.8%	65t	2	2.8%	81.4
23	Brissett	NE	51	30	58.8%	270	5.29	1	2.0%	35	0	0.0%	79.7
24	Tagovailoa	MIA	62	40	64.5%	483	7.79	2	3.2%	80t	3	4.8%	78.9
25	Goff	DET	83	52	62.7%	524	6.31	1	1.2%	52t	3	3.6%	69.6
26	Levis	TEN	60	38	63.3%	319	5.32	2	3.3%	40t	3	5.0%	67.3
27	Jones	NYG	70	38	54.3%	364	5.20	2	2.9%	28	2	2.9%	66.6
28	Richardson	IND	53	26	49.1%	416	7.85	3	5.7%	60t	4	7.5%	63.1
29	D. Watson	CLE	79	46	58.2%	355	4.49	1	1.3%	30	2	2.5%	63.0
30	*Ca. Williams	CHI	66	37	56.1%	267	4.05	0	0.0%	27	2	3.0%	53.0
31	*Nix	DEN	77	46	59.7%	384	4.99	0	0.0%	49	4	5.2%	51.0
32	Young	CAR	56	31	55.4%	245	4.38	0	0.0%	35	3	5.4%	44.1

2024 NATIONAL FOOTBALL LEAGUE

NFL LEADING PASSERS, RANKS

PLAYER	TEAM	ATT	COMP	COMP%	YDS	YPA	TD	TD%	INT	INT%	RATING
Carr	NO	31	27t	2	13	1	1t	1	9t	17	1
Mayfield	TB	27	20t	6	10	2	1t	2	9t	14	2
Allen	BUF	30	23t	5	22	4	5t	5	1t	1t	3
K. Murray	ARI	22	15t	7	15	7	3t	4	1t	1t	4
Darnold	MIN	26	20t	9	9	3	3t	3	18t	25	5
Stroud	HOU	10	5t	13	7	14	5t	13	1t	1t	6
G. Smith	SEA	9	4	4	6	15	13t	17	9t	11	7
*Daniels	WAS	19t	13t	3	18	10	31t	29t	1t	1t	8
Purdy	SF	12t	5t	8	1	5	22t	25	9t	12	9
Burrow	CIN	12t	11	14	16	22	13t	16	1t	1t	10
Herbert	LAC	28	23t	15	27	25	5t	6	9t	15	11
Minschew	LV	6t	1	1	2t	12	13t	19t	18t	18t	12
Fields	PIT	29	27t	11	28	23	22t	22	1t	1t	13
Rodgers	NYJ	23t	23t	23	25	20	5t	7t	9t	13	14
Mahomes	KC	19t	15t	10	14	6	5t	9t	25t	31	15
Cousins	ATL	18	20t	17	19	17	5t	11	18t	24	16
Stafford	LAR	4	2	12	2t	18	22t	26	9t	9	17
L. Jackson	BAL	5	5t	21	5	19	13t	21	9t	10	18
Hurts	PHI	14	12	16	12	16	5t	12	25t	26	19
Love	GB	32	32	31	31	11	13t	7t	9t	21	20
Lawrence	JAX	23t	30t	30	21	13	22t	23t	1t	1t	21
Prescott	DAL	6t	8t	18	11	21	13t	19t	18t	18t	22
Brissett	NE	23t	27t	25	29	27	22t	23t	1t	1t	23
Tagovailoa	MIA	15	13t	19	8	9	13t	15	25t	27	24
Goff	DET	1	3	22	4	24	22t	28	25t	23	25
Levis	TEN	16	15t	20	26	26	13t	14	25t	28	26
Jones	NYG	8	15t	29	23	28	13t	18	18t	20	27
Richardson	IND	19t	30t	32	17	8	5t	9t	31t	32	28
D. Watson	CLE	2	8t	26	24	30	22t	27	18t	16	29
*Ca. Williams	CHI	11	19	27	30	32	31t	29t	18t	22	30
*Nix	DEN	3	8t	24	20	29	31t	29t	31t	29	31
Young	CAR	17	23t	28	32	31	31t	29t	25t	30	32

2024 NATIONAL FOOTBALL LEAGUE

NFL FOURTH-QUARTER PASSING LEADERS

RANK	PLAYER	TEAM	ATT	COMP	COMP%	YDS	YPA	TD	TD%	INT	INT%	RATING
1	Mayfield	TB	8	6	75.0%	91	11.38	2	25.0%	0	0.0%	151.6
2	Mahomes	KC	10	8	80.0%	91	9.10	1	10.0%	0	0.0%	137.9
3	Stroud	HOU	11	9	81.8%	84	7.64	1	9.1%	0	0.0%	128.8
4	G. Smith	SEA	14	11	78.6%	113	8.07	1	7.1%	0	0.0%	124.1
5	T. Taylor	NYJ	8	6	75.0%	36	4.50	1	12.5%	0	0.0%	122.9
6	Stafford	LAR	17	13	76.5%	109	6.41	1	5.9%	0	0.0%	112.1
7	*Daniels	WAS	16	14	87.5%	169	10.56	0	0.0%	0	0.0%	110.7
8	Purdy	SF	19	17	89.5%	184	9.68	0	0.0%	0	0.0%	107.0
9t	Love	GB	6	4	66.7%	67	11.17	0	0.0%	0	0.0%	104.2
9t	Willis	GB	6	4	66.7%	67	11.17	0	0.0%	0	0.0%	104.2
11	Herbert	LAC	9	5	55.6%	37	4.11	1	11.1%	0	0.0%	102.5
12	Minschew	LV	26	19	73.1%	222	8.54	1	3.8%	1	3.8%	95.4
13	Rodgers	NYJ	10	7	70.0%	83	8.30	0	0.0%	0	0.0%	95.0
14	Darnold	MIN	9	7	77.8%	59	6.56	0	0.0%	0	0.0%	94.0
15	L. Jackson	BAL	22	12	54.5%	156	7.09	1	4.5%	0	0.0%	92.2
16	Allen	BUF	10	6	60.0%	89	8.90	0	0.0%	0	0.0%	89.2
17	Brissett	NE	8	6	75.0%	40	5.00	0	0.0%	0	0.0%	85.4
18	Tagovailoa	MIA	8	5	62.5%	50	6.25	0	0.0%	0	0.0%	80.2
19	Burrow	CIN	16	10	62.5%	97	6.06	0	0.0%	0	0.0%	79.4
20	Thompson	MIA	13	8	61.5%	80	6.15	0	0.0%	0	0.0%	79.0
21	Lawrence	JAX	14	6	42.9%	104	7.43	0	0.0%	0	0.0%	68.8
22	Richardson	IND	25	11	44.0%	219	8.76	2	8.0%	2	8.0%	68.6
23	Cousins	ATL	15	8	53.3%	93	6.20	1	6.7%	1	6.7%	66.8
24	Fields	PIT	5	3	60.0%	16	3.20	0	0.0%	0	0.0%	65.4
25	Jones	NYG	23	13	56.5%	100	4.35	1	4.3%	1	4.3%	63.7
26	Young	CAR	23	12	52.2%	98	4.26	0	0.0%	0	0.0%	63.3
27	K. Murray	ARI	13	6	46.2%	54	4.15	0	0.0%	0	0.0%	57.9
28	D. Watson	CLE	23	14	60.9%	106	4.61	0	0.0%	1	4.3%	53.9
29	*Nix	DEN	30	19	63.3%	178	5.93	0	0.0%	2	6.7%	51.8
30	Goff	DET	32	19	59.4%	168	5.25	0	0.0%	2	6.3%	47.4
31	Hurts	PHI	19	13	68.4%	108	5.68	0	0.0%	2	10.5%	43.2
32	Prescott	DAL	15	8	53.3%	58	3.87	0	0.0%	1	6.7%	34.9
33	*Ca. Williams	CHI	18	8	44.4%	60	3.33	0	0.0%	1	5.6%	29.9
34	Levis	TEN	19	11	57.9%	68	3.58	0	0.0%	2	10.5%	25.7
35	Carr	NO	5	2	40.0%	27	5.40	0	0.0%	1	20.0%	18.3

2024 NATIONAL FOOTBALL LEAGUE

NFL THIRD-DOWN PASSING LEADERS

RANK	PLAYER	TEAM	ATT	COMP	COMP%	YDS	YPA	TD	TD%	INT	INT%	RATING
1	K. Murray	ARI	11	11	100.0%	144	13.09	2	18.2%	0	0.0%	158.3
2	Stroud	HOU	19	16	84.2%	180	9.47	1	5.3%	0	0.0%	123.7
3	Rodgers	NYJ	14	10	71.4%	127	9.07	1	7.1%	0	0.0%	123.2
4	Herbert	LAC	17	11	64.7%	105	6.18	3	17.6%	0	0.0%	121.3
5	Jones	NYG	20	12	60.0%	167	8.35	2	10.0%	0	0.0%	120.2
6	Mayfield	TB	15	10	66.7%	156	10.40	2	13.3%	1	6.7%	112.8
7	Allen	BUF	13	7	53.8%	123	9.46	1	7.7%	0	0.0%	112.0
8	Fields	PIT	14	10	71.4%	84	6.00	1	7.1%	0	0.0%	110.4
9	Prescott	DAL	16	11	68.8%	115	7.19	1	6.3%	0	0.0%	110.2
10	Burrow	CIN	14	10	71.4%	76	5.43	1	7.1%	0	0.0%	108.0
11	Cousins	ATL	14	9	64.3%	74	5.29	1	7.1%	0	0.0%	101.5
12	D. Watson	CLE	17	14	82.4%	127	7.47	0	0.0%	0	0.0%	97.8
13	Darnold	MIN	14	10	71.4%	103	7.36	0	0.0%	0	0.0%	92.3
14	G. Smith	SEA	20	14	70.0%	143	7.15	0	0.0%	0	0.0%	90.2
15	Mahomes	KC	10	7	70.0%	65	6.50	0	0.0%	0	0.0%	87.5
16	*Daniels	WAS	12	7	58.3%	95	7.92	0	0.0%	0	0.0%	83.7
17	Goff	DET	22	11	50.0%	128	5.82	1	4.5%	0	0.0%	83.1
18	Purdy	SF	16	10	62.5%	99	6.19	0	0.0%	0	0.0%	79.9
19	Stafford	LAR	14	9	64.3%	71	5.07	0	0.0%	0	0.0%	76.8
20	L. Jackson	BAL	19	11	57.9%	118	6.21	0	0.0%	0	0.0%	76.2
21	Minshew	LV	17	13	76.5%	136	8.00	0	0.0%	1	5.9%	74.6
22	Lawrence	JAX	14	3	21.4%	70	5.00	1	7.1%	0	0.0%	71.7
23	Brissett	NE	18	10	55.6%	81	4.50	0	0.0%	0	0.0%	67.1
24	*Nix	DEN	24	14	58.3%	130	5.42	0	0.0%	1	4.2%	55.9
25	Tagovailoa	MIA	15	9	60.0%	134	8.93	0	0.0%	2	13.3%	49.7
26	Levis	TEN	15	8	53.3%	85	5.67	0	0.0%	1	6.7%	42.4
27	*Ca. Williams	CHI	17	7	41.2%	71	4.18	0	0.0%	1	5.9%	29.3
28	Hurts	PHI	16	8	50.0%	80	5.00	0	0.0%	2	12.5%	25.0
29	Young	CAR	15	5	33.3%	26	1.73	0	0.0%	1	6.7%	14.6

2024 NATIONAL FOOTBALL LEAGUE

NFL LEADING RUSHERS

RANK	PLAYER	TEAM	ATT	YDS	AVG	LONG	TD
1	Dobbins	LAC	27	266	9.9	61	2
2	Mason	SF	48	247	5.1	24	2
3	Jacobs	GB	48	235	4.9	34	0
4	Barkley	PHI	46	204	4.4	34	2
5	Stevenson	NE	46	201	4.4	18	2
6	Kamara	NO	35	198	5.7	17	4
7	Mixon	HOU	39	184	4.7	16	1
8	Robinson	WAS	29	173	6.0	40	1
9	Conner	ARI	37	172	4.6	22	2
10	L. Jackson (QB)	BAL	21	167	8.0	25	0
11	Robinson	ATL	32	165	5.2	19	0
12	Taylor	IND	28	151	5.4	29	1
13	Cook	BUF	30	149	5.0	49t	2
14	Pollard	TEN	33	144	4.4	26t	1
15	Harris	PIT	37	139	3.8	20	0
16	Pacheco	KC	34	135	4.0	11	1
17t	*Daniels (QB)	WAS	26	132	5.1	17	2
17t	Singleton	NYG	26	132	5.1	22	1
19	Henry	BAL	31	130	4.2	29	2
20t	A. Jones	MIN	23	126	5.5	19	1
20t	Montgomery	DET	28	126	4.5	21	2
22	Gibbs	DET	24	124	5.2	24	1
23	Achane	MIA	32	120	3.8	17	1
24	Hurts (QB)	PHI	26	118	4.5	23	1
25t	Hall	NYJ	30	116	3.9	30	1
25t	K. Murray (QB)	ARI	10	116	11.6	29	0
27	Gibson	NE	18	114	6.3	45	0
28	J. Ford	CLE	19	108	5.7	36	1
29	Walker	SEA	20	103	5.2	23t	1
30	Chandler	MIN	18	99	5.5	25	0
31	Etienne	JAX	25	96	3.8	20	2
32	Richardson (QB)	IND	10	93	9.3	21	1
33	Edwards	LAC	29	85	2.9	10	0
34t	Fields (QB)	PIT	22	84	3.8	16	0
34t	*Irving	TB	16	84	5.3	31	0
36t	Hubbard	CAR	16	78	4.9	23	0
36t	Moss	CIN	21	78	3.7	16	1
38	Williams	NO	19	77	4.1	14t	1
39	K. Williams	LAR	30	75	2.5	9	2
40t	Allgeier	ATL	12	74	6.2	15	0
40t	Levis (QB)	TEN	8	74	9.3	21	0
42	Bigsby	JAX	12	73	6.1	26	0
43	Reed (WR)	GB	3	70	23.3	33t	1
44	White	LV	22	68	3.1	12	0
45	*Nix (QB)	DEN	9	60	6.7	23	1
46t	D. Watson (QB)	CLE	10	59	5.9	16	1
46t	*Ca. Williams (QB)	CHI	10	59	5.9	24	0
48t	Dowdle	DAL	15	56	3.7	10	0
48t	Elliott	DAL	16	56	3.5	9	1
50t	Mayfield (QB)	TB	8	55	6.9	12	1
50t	Em. Wilson	GB	9	55	6.1	18	0

2024 NATIONAL FOOTBALL LEAGUE

NFL THIRD-AND-ONE RUSHING LEADERS

RANK	PLAYER	TEAM	ATT	FD	PCT
1t	Dobbins	LAC	3	3	100.0%
1t	Fields (QB)	PIT	3	3	100.0%
1t	*Allen	NYJ	2	2	100.0%
1t	Burrow (QB)	CIN	2	2	100.0%
1t	A. Jones	MIN	2	2	100.0%
1t	Levis (QB)	TEN	2	2	100.0%
1t	Montgomery	DET	2	2	100.0%
1t	Achane	MIA	1	1	100.0%
1t	Charbonnet	SEA	1	1	100.0%
1t	Conner	ARI	1	1	100.0%
1t	*Daniels (QB)	WAS	1	1	100.0%
1t	Darnold (QB)	MIN	1	1	100.0%
1t	Dowdle	DAL	1	1	100.0%
1t	Elliott	DAL	1	1	100.0%
1t	Etienne	JAX	1	1	100.0%
1t	Gibbs	DET	1	1	100.0%
1t	Hill	BAL	1	1	100.0%
1t	Hill (QB)	NO	1	1	100.0%
1t	L. Jackson (QB)	BAL	1	1	100.0%
1t	Mixon	HOU	1	1	100.0%
1t	Moss	CIN	1	1	100.0%
1t	K. Murray (QB)	ARI	1	1	100.0%
1t	Prescott (QB)	DAL	1	1	100.0%
1t	Spears	TEN	1	1	100.0%
1t	Walker	SEA	1	1	100.0%
1t	Williams	NO	1	1	100.0%
1t	K. Williams	LAR	1	1	100.0%
28	Ingold	MIA	4	3	75.0%
29t	Jacobs	GB	3	2	66.7%
29t	Robinson	WAS	3	2	66.7%
31t	Hurts (QB)	PHI	4	2	50.0%
31t	G. Smith (QB)	SEA	2	1	50.0%
31t	Williams	DEN	2	1	50.0%
34	Hall	NYJ	3	1	33.3%

2024 NATIONAL FOOTBALL LEAGUE

NFL LEADERS IN RECEPTIONS

RANK	PLAYER	TEAM	REC	YDS	AVG	LONG	TD
1	Kupp	LAR	18	147	8.2	24	1
2t	Godwin	TB	15	200	13.3	41t	2
2t	*Nabers	NYG	15	193	12.9	28	1
2t	*Bowers (TE)	LV	15	156	10.4	27	0
5t	Collins	HOU	14	252	18.0	55	1
5t	Adams	LV	14	169	12.1	30	1
5t	D. Smith	PHI	14	160	11.4	25	1
5t	Achane (RB)	MIA	14	145	10.4	39	1
5t	Smith-Njigba	SEA	14	136	9.7	24	0
5t	St. Brown	DET	14	132	9.4	20	0
11t	Samuel	SF	13	164	12.6	28	0
11t	Metcalf	SEA	13	158	12.2	56t	1
11t	Flowers	BAL	13	128	9.8	21	1
14t	Rice	KC	12	178	14.8	44t	1
14t	Hall (RB)	NYJ	12	91	7.6	26t	1
16t	Likely (TE)	BAL	11	137	12.5	49t	1
16t	Kittle (TE)	SF	11	116	10.5	26	1
16t	McBride (TE)	ARI	11	97	8.8	21	0
16t	D. Moore	CHI	11	89	8.1	19	0
16t	Gibbs (RB)	DET	11	56	5.1	14	0
21t	J. Williams	DET	10	200	20.0	52t	1
21t	T. Hill	MIA	10	154	15.4	80t	1
21t	Henry (TE)	NE	10	127	12.7	35	0
21t	Wilson	NYJ	10	117	11.7	26	0
21t	Gesicki (TE)	CIN	10	109	10.9	37	0
21t	Chase	CIN	10	97	9.7	28	0
21t	Diggs	HOU	10	70	7.0	21	2
28t	Lamb	DAL	9	151	16.8	65t	1
28t	Waddle	MIA	9	150	16.7	63	0
28t	Reynolds	DEN	9	138	15.3	49	0
28t	Robinson (RB)	ATL	9	68	7.6	14	0
28t	Moore	CLE	9	53	5.9	22	0
33t	Jefferson	MIN	8	192	24.0	97t	2
33t	Pierce	IND	8	181	22.6	60t	2
33t	Pickens	PIT	8	114	14.3	40	0
33t	Evans	TB	8	103	12.9	24	2
33t	Lazard	NYJ	8	100	12.5	36t	2
33t	Jeudy	CLE	8	98	12.3	30	1
33t	Shakir	BUF	8	96	12.0	21	1
33t	Lockett	SEA	8	92	11.5	19	0
33t	Johnston	LAC	8	89	11.1	29t	2
33t	D. London	ATL	8	69	8.6	19	1
33t	Freiermuth (TE)	PIT	8	66	8.3	14	0
33t	Hill (RB)	BAL	8	62	7.8	18	0
33t	Robinson	NYG	8	62	7.8	15	1
33t	Dortch	ARI	8	58	7.3	14	0
33t	Pollard (RB)	TEN	8	52	6.5	22	0
33t	McLaurin	WAS	8	39	4.9	12	0
33t	*Vele	DEN	8	39	4.9	9	0
50t	Shaheed	NO	7	169	24.1	70t	2
50t	Ridley	TEN	7	127	18.1	40t	1
50t	Doubs	GB	7	112	16.0	39	0
50t	Jennings	SF	7	101	14.4	25	0
50t	Ekeler (RB)	WAS	7	99	14.1	27	0
50t	T. Johnson	LAR	7	99	14.1	63	0

2024 NATIONAL FOOTBALL LEAGUE

NFL LEADERS IN RECEPTIONS

RANK	PLAYER	TEAM	REC	YDS	AVG	LONG	TD
50t	McCloud	ATL	7	94	13.4	20	0
50t	Tolbert	DAL	7	94	13.4	39	0
50t	Kamara (RB)	NO	7	92	13.1	57t	1
50t	Ertz (TE)	WAS	7	90	12.9	21	0
50t	Meyers	LV	7	90	12.9	33	0
50t	White (RB)	TB	7	80	11.4	32	0
50t	Goedert (TE)	PHI	7	69	9.9	21	0
50t	*McConkey	LAC	7	65	9.3	15	1
50t	Charbonnet (RB)	SEA	7	60	8.6	30t	1
50t	J. Smith (TE)	MIA	7	60	8.6	15	0
50t	Pacheco (RB)	KC	7	54	7.7	23	0
50t	Pittman	IND	7	52	7.4	13	0
50t	A. Jones (RB)	MIN	7	51	7.3	18	0
50t	K. Williams (RB)	LAR	7	31	4.4	10	0
50t	J. Ford (RB)	CLE	7	25	3.6	8	0

2024 NATIONAL FOOTBALL LEAGUE

NFL RECEIVING YARDAGE LEADERS

RANK	PLAYER	TEAM	YDS	REC	AVG	LONG	TD
1	Collins	HOU	252	14	18.0	55	1
2t	Godwin	TB	200	15	13.3	41t	2
2t	J. Williams	DET	200	10	20.0	52t	1
4	*Nabers	NYG	193	15	12.9	28	1
5	Jefferson	MIN	192	8	24.0	97t	2
6	Pierce	IND	181	8	22.6	60t	2
7	Rice	KC	178	12	14.8	44t	1
8t	Adams	LV	169	14	12.1	30	1
8t	Shaheed	NO	169	7	24.1	70t	2
10	Samuel	SF	164	13	12.6	28	0
11	D. Smith	PHI	160	14	11.4	25	1
12	Metcalf	SEA	158	13	12.2	56t	1
13	*Bowers (TE)	LV	156	15	10.4	27	0
14	T. Hill	MIA	154	10	15.4	80t	1
15	Lamb	DAL	151	9	16.8	65t	1
16	Waddle	MIA	150	9	16.7	63	0
17t	Kupp	LAR	147	18	8.2	24	1
17t	Reed	GB	147	6	24.5	70t	1
19	Achane (RB)	MIA	145	14	10.4	39	1
20	*B. Thomas	JAX	141	6	23.5	66	1
21	Reynolds	DEN	138	9	15.3	49	0
22	Likely (TE)	BAL	137	11	12.5	49t	1
23	Smith-Njigba	SEA	136	14	9.7	24	0
24	*Harrison	ARI	134	5	26.8	60t	2
25	St. Brown	DET	132	14	9.4	20	0
26	Flowers	BAL	128	13	9.8	21	1
27t	Henry (TE)	NE	127	10	12.7	35	0
27t	Ridley	TEN	127	7	18.1	40t	1
29	A. Brown	PHI	119	5	23.8	67t	1
30	Wilson	NYJ	117	10	11.7	26	0
31	Kittle (TE)	SF	116	11	10.5	26	1
32	Pickens	PIT	114	8	14.3	40	0
33	Doubs	GB	112	7	16.0	39	0
34	Gesicki (TE)	CIN	109	10	10.9	37	0
35	Davis	JAX	105	6	17.5	22	0
36t	Evans	TB	103	8	12.9	24	2
36t	Mooney	ATL	103	4	25.8	41t	1
38	Jennings	SF	101	7	14.4	25	0
39	Lazard	NYJ	100	8	12.5	36t	2
40t	Ekeler (RB)	WAS	99	7	14.1	27	0
40t	T. Johnson	LAR	99	7	14.1	63	0
42	Jeudy	CLE	98	8	12.3	30	1
43t	Chase	CIN	97	10	9.7	28	0
43t	McBride (TE)	ARI	97	11	8.8	21	0
45	Shakir	BUF	96	8	12.0	21	1
46t	McCloud	ATL	94	7	13.4	20	0
46t	Tolbert	DAL	94	7	13.4	39	0
48	Bateman	BAL	93	5	18.6	38	0
49t	Kamara (RB)	NO	92	7	13.1	57t	1
49t	Lockett	SEA	92	8	11.5	19	0
49t	Olave	NO	92	6	15.3	39	0
49t	Robinson	LAR	92	6	15.3	42	0

2024 NATIONAL FOOTBALL LEAGUE

NFL THIRD-DOWN RECEIVING LEADERS

RANK	PLAYER	TEAM	REC	YDS	AVG	LONG	TD
1	Godwin	TB	7	99	14.1	24	0
2t	*Nabers	NYG	6	115	19.2	28	1
2t	Collins	HOU	6	86	14.3	26	0
4t	Wilson	NYJ	5	70	14.0	26	0
4t	Johnston	LAC	5	61	12.2	29t	2
4t	Diggs	HOU	5	49	9.8	21	1
4t	Hill (RB)	BAL	5	46	9.2	18	0
4t	Robinson	NYG	5	44	8.8	15	1
9t	Reed	GB	4	105	26.3	70t	1
9t	Smith-Njigba	SEA	4	60	15.0	24	0
9t	Shakir	BUF	4	54	13.5	19	0
9t	D. Moore	CHI	4	46	11.5	19	0
9t	Henry (TE)	NE	4	45	11.3	17	0
9t	Pickens	PIT	4	44	11.0	16	0
9t	Cooks	DAL	4	39	9.8	21t	1
9t	Kittle (TE)	SF	4	38	9.5	14	0
9t	Dortch	ARI	4	37	9.3	14	0
9t	Gesicki (TE)	CIN	4	30	7.5	10	0
9t	Charbonnet (RB)	SEA	4	14	3.5	7	0
20t	Doubs	GB	3	66	22.0	39	0
20t	Waddle	MIA	3	58	19.3	21	0
20t	Ridley	TEN	3	53	17.7	22	0
20t	Lazard	NYJ	3	48	16.0	36t	1
20t	St. Brown	DET	3	41	13.7	17	0
20t	Adams	LV	3	33	11.0	18	0
20t	Moore	CLE	3	33	11.0	22	0
20t	T. Hill	MIA	3	30	10.0	10	0
20t	*McConkey	LAC	3	29	9.7	15	1
20t	Andrews (TE)	BAL	3	27	9.0	12	0
20t	Mundt (TE)	MIN	3	21	7.0	9	0
20t	Dulcich (TE)	DEN	3	19	6.3	7	0
20t	LaPorta (TE)	DET	3	17	5.7	7	0
33t	Shaheed	NO	2	76	38.0	59t	1
33t	Pierce	IND	2	68	34.0	57	0
33t	J. Williams	DET	2	65	32.5	52t	1
33t	Achane (RB)	MIA	2	55	27.5	39	0
33t	Sutton	DEN	2	43	21.5	26	0
33t	Ertz (TE)	WAS	2	41	20.5	21	0
33t	*Bowers (TE)	LV	2	38	19.0	27	0
33t	Flowers	BAL	2	38	19.0	19	0
33t	Kelce (TE)	KC	2	33	16.5	23	0
33t	Goedert (TE)	PHI	2	30	15.0	21	0
33t	Reynolds	DEN	2	30	15.0	25	0
33t	Aiyuk	SF	2	28	14.0	14	0
33t	A. Brown	PHI	2	28	14.0	20	0
33t	Ekeler (RB)	WAS	2	28	14.0	16	0
33t	Lockett	SEA	2	28	14.0	19	0
33t	Parkinson (TE)	LAR	2	27	13.5	15	0
33t	Demercado (RB)	ARI	2	26	13.0	24	0
33t	Rice	KC	2	26	13.0	16	0
33t	Evans	TB	2	25	12.5	24	1
33t	Jeudy	CLE	2	23	11.5	15	0
33t	Meyers	LV	2	22	11.0	13	0
33t	Tucker	LV	2	22	11.0	14	0
33t	Metcalf	SEA	2	21	10.5	15	0

2024 NATIONAL FOOTBALL LEAGUE

NFL THIRD-DOWN RECEIVING LEADERS

RANK	PLAYER	TEAM	REC	YDS	AVG	LONG	TD
33t	Wicks	GB	2	21	10.5	14t	1
33t	Williams (RB)	DEN	2	21	10.5	14	0
33t	Freiermuth (TE)	PIT	2	19	9.5	11	0
33t	Da. Bell	CLE	2	18	9.0	12	0
33t	Hudson (TE)	CIN	2	18	9.0	13	0
33t	Iosivas	CIN	2	16	8.0	12	1
33t	Pitts (TE)	ATL	2	16	8.0	8	0
33t	Powell	MIN	2	16	8.0	11	0
33t	Elliott (RB)	DAL	2	15	7.5	15	0
33t	D. London	ATL	2	15	7.5	8	1
33t	Palmer	LAC	2	15	7.5	11	0
33t	Osborn	NE	2	14	7.0	9	0
33t	Jennings	SF	2	13	6.5	8	0
33t	Mi. Wilson	ARI	2	13	6.5	8	1
33t	Cooper	CLE	2	12	6.0	10	0
33t	Douglas	NE	2	12	6.0	9	0
33t	Robinson (RB)	ATL	2	12	6.0	7	0
33t	Kupp	LAR	2	11	5.5	13	0
33t	Ogunbowale (RB)	HOU	2	10	5.0	7	0
33t	Hall (RB)	NYJ	2	9	4.5	9	0
33t	Mattison (RB)	LV	2	9	4.5	6	0
33t	Barkley (RB)	PHI	2	8	4.0	4	0
33t	K. Williams (RB)	LAR	2	8	4.0	9	0
33t	Okonkwo (TE)	TEN	2	6	3.0	8	0
33t	Spears (RB)	TEN	2	4	2.0	2	0
33t	M. Sanders (RB)	CAR	2	3	1.5	5	0
33t	Gibbs (RB)	DET	2	2	1.0	1	0
33t	McLaughlin (RB)	DEN	2	2	1.0	1	0

2024 NATIONAL FOOTBALL LEAGUE

NFL LEADING SCORERS (NON-KICKING)

RANK	PLAYER	TEAM	POS	TOUCHDOWNS				X2	PTS
				TOTAL	RUSH	REC	RET		
1	Kamara	NO	RB	5	4	1	0	0	30
2	Barkley	PHI	RB	3	2	1	0	1	20
3	Cook	BUF	RB	3	2	1	0	0	18
4	Conner	ARI	RB	2	2	0	0	1	14
5t	Achane	MIA	RB	2	1	1	0	0	12
5t	*Allen	NYJ	RB	2	1	1	0	0	12
5t	Allen	BUF	QB	2	2	0	0	0	12
5t	Charbonnet	SEA	RB	2	1	1	0	0	12
5t	*Daniels	WAS	QB	2	2	0	0	0	12
5t	Diggs	HOU	WR	2	0	2	0	0	12
5t	Dobbins	LAC	RB	2	2	0	0	0	12
5t	Etienne	JAX	RB	2	2	0	0	0	12
5t	Evans	TB	WR	2	0	2	0	0	12
5t	Godwin	TB	WR	2	0	2	0	0	12
5t	Hall	NYJ	RB	2	1	1	0	0	12
5t	*Harrison	ARI	WR	2	0	2	0	0	12
5t	Henry	BAL	RB	2	2	0	0	0	12
5t	Iosivas	CIN	WR	2	0	2	0	0	12
5t	Jefferson	MIN	WR	2	0	2	0	0	12
5t	Johnston	LAC	WR	2	0	2	0	0	12
5t	Lazard	NYJ	WR	2	0	2	0	0	12
5t	Mason	SF	RB	2	2	0	0	0	12
5t	Mattison	LV	RB	2	1	1	0	0	12
5t	Montgomery	DET	RB	2	2	0	0	0	12
5t	Nailor	MIN	WR	2	0	2	0	0	12
5t	Pierce	IND	WR	2	0	2	0	0	12
5t	Reed	GB	WR	2	1	1	0	0	12
5t	Ridley	TEN	WR	2	1	1	0	0	12
5t	Shaheed	NO	WR	2	0	2	0	0	12
5t	Stevenson	NE	RB	2	2	0	0	0	12
5t	K. Williams	LAR	RB	2	2	0	0	0	12
5t	*Worthy	KC	WR	2	1	1	0	0	12
33t	Adams	LV	WR	1	0	1	0	0	6
33t	A. Brown	PHI	WR	1	0	1	0	0	6
33t	Carr	NO	QB	1	1	0	0	0	6
33t	Collins	HOU	WR	1	0	1	0	0	6
33t	Conner	KC	DB	1	0	0	1	0	6
33t	Cooks	DAL	WR	1	0	1	0	0	6
33t	Dallas	ARI	RB	1	0	0	1	0	6
33t	Dulin	IND	WR	1	0	1	0	0	6
33t	Elliott	DAL	RB	1	1	0	0	0	6
33t	Flowers	BAL	WR	1	0	1	0	0	6
33t	J. Ford	CLE	RB	1	1	0	0	0	6
33t	Gibbs	DET	RB	1	1	0	0	0	6
33t	Herbert	CHI	RB	1	1	0	0	0	6
33t	Higgins	ARI	TE	1	0	1	0	0	6

2024 NATIONAL FOOTBALL LEAGUE

NFL LEADING SCORERS (NON-KICKING)

RANK	PLAYER	TEAM	POS	TOUCHDOWNS				X2	PTS
				TOTAL	RUSH	REC	RET		
33t	T. Hill	MIA	WR	1	0	1	0	0	6
33t	Hollins	BUF	WR	1	0	1	0	0	6
33t	Hurts	PHI	QB	1	1	0	0	0	6
33t	Ingram	BUF	DB	1	0	0	1	0	6
33t	Jeudy	CLE	WR	1	0	1	0	0	6
33t	Johnson	NO	TE	1	0	1	0	0	6
33t	A. Jones	MIN	RB	1	1	0	0	0	6
33t	Kittle	SF	TE	1	0	1	0	0	6
33t	Kupp	LAR	WR	1	0	1	0	0	6
33t	Lamb	DAL	WR	1	0	1	0	0	6
33t	Likely	BAL	TE	1	0	1	0	0	6
33t	D. London	ATL	WR	1	0	1	0	0	6
33t	Mayfield	TB	QB	1	1	0	0	0	6
33t	McBride	ARI	TE	1	0	0	1	0	6
33t	*McConkey	LAC	WR	1	0	1	0	0	6
33t	*McMillan	TB	WR	1	0	1	0	0	6
33t	Metcalf	SEA	WR	1	0	1	0	0	6
33t	Mixon	HOU	RB	1	1	0	0	0	6
33t	Mooney	ATL	WR	1	0	1	0	0	6
33t	Moreau	NO	TE	1	0	1	0	0	6
33t	Morris	KC	OT	1	0	1	0	0	6
33t	Moss	CIN	RB	1	1	0	0	0	6
33t	*Nabers	NYG	WR	1	0	1	0	0	6
33t	*Nix	DEN	QB	1	1	0	0	0	6
33t	Okonkwo	TEN	TE	1	0	1	0	0	6
33t	Owens	CHI	DB	1	0	0	1	0	6
33t	Pacheco	KC	RB	1	1	0	0	0	6
33t	Pitts	ATL	TE	1	0	1	0	0	6
33t	*Polk	NE	WR	1	0	1	0	0	6
33t	Pollard	TEN	RB	1	1	0	0	0	6
33t	Rice	KC	WR	1	0	1	0	0	6
33t	Richardson	IND	QB	1	1	0	0	0	6
33t	Robinson	WAS	RB	1	1	0	0	0	6
33t	Robinson	NYG	WR	1	0	1	0	0	6
33t	Samuel	SF	WR	1	1	0	0	0	6
33t	Shakir	BUF	WR	1	0	1	0	0	6
33t	Singletary	NYG	RB	1	1	0	0	0	6
33t	D. Smith	PHI	WR	1	0	1	0	0	6
33t	G. Smith	SEA	QB	1	1	0	0	0	6
33t	Stevenson	CHI	CB	1	0	0	1	0	6
33t	Taylor	IND	RB	1	1	0	0	0	6
33t	*B. Thomas	JAX	WR	1	0	1	0	0	6
33t	Turpin	DAL	WR	1	0	0	1	0	6
33t	Van Ginkel	MIN	OLB	1	0	0	1	0	6
33t	Walker	SEA	RB	1	1	0	0	0	6
33t	Washington	PIT	TE	1	0	1	0	0	6

2024 NATIONAL FOOTBALL LEAGUE

NFL LEADING SCORERS (NON-KICKING)

RANK	PLAYER	TEAM	POS	TOUCHDOWNS				X2	PTS
				TOTAL	RUSH	REC	RET		
33t	Watson	GB	WR	1	0	1	0	0	6
33t	D. Watson	CLE	QB	1	1	0	0	0	6
33t	Wicks	GB	WR	1	0	1	0	0	6
33t	Williams	NO	RB	1	1	0	0	0	6
33t	J. Williams	DET	WR	1	0	1	0	0	6
33t	Mi. Wilson	ARI	WR	1	0	1	0	0	6
33t	Young	CAR	QB	1	1	0	0	0	6

2024 NATIONAL FOOTBALL LEAGUE

NFL LEADING SCORERS (KICKING)

RANK	PLAYER	TEAM	PAT	FG	FG%	LONG	PTS
1	Aubrey	DAL	4/4	8/8	100.0%	57	28
2t	Boswell	PIT	1/1	8/8	100.0%	57	25
2t	Grupe	NO	10/11	5/5	100.0%	57	25
2t	Moody	SF	4/4	7/7	100.0%	53	25
5	Fairbairn	HOU	3/3	7/7	100.0%	59	24
6t	McLaughlin	TB	6/6	5/5	100.0%	56	21
6t	*Narveson	GB	3/3	6/8	75.0%	46	21
6t	Seibert	WAS	0/0	7/7	100.0%	45	21
9t	Myers	SEA	4/4	5/5	100.0%	50	19
9t	Prater	ARI	7/7	4/4	100.0%	57	19
9t	Tucker	BAL	4/4	5/7	71.4%	48	19
12t	Bates	DET	3/3	5/5	100.0%	35	18
12t	Carlson	LV	3/3	5/6	83.3%	53	18
12t	Dicker	LAC	3/4	5/5	100.0%	53	18
12t	Slye	NE	3/3	5/6	83.3%	37	18
16t	Bass	BUF	8/8	3/4	75.0%	43	17
16t	Butker	KC	5/5	4/4	100.0%	51	17
16t	Elliott	PHI	5/5	4/4	100.0%	38	17
16t	McPherson	CIN	2/3	5/5	100.0%	53	17
16t	Santos	CHI	2/2	5/5	100.0%	54	17
21	Lutz	DEN	1/1	5/5	100.0%	45	16
22t	Hopkins	CLE	3/3	4/4	100.0%	53	15
22t	*Reichard	MIN	6/6	3/3	100.0%	39	15
24	Koo	ATL	2/2	4/4	100.0%	39	14
25t	*Karty	LAR	3/3	3/3	100.0%	41	12
25t	*C. Little	JAX	3/3	3/4	75.0%	53	12
25t	Sanders	MIA	3/3	3/4	75.0%	52	12
28	Folk	TEN	4/4	2/2	100.0%	41	10
29t	Pineiro	CAR	1/1	2/2	100.0%	43	7
29t	Zuerlein	NYJ	4/4	1/1	100.0%	33	7
31	Gano	NYG	0/0	2/2	100.0%	50	6
32	Gay	IND	1/1	1/2	50.0%	34	4
33	*Shrader	IND	3/3	0/0	---	---	3
34	York	WAS	2/2	0/2	0.0%	---	2
35	Gillan	NYG	0/1	0/0	---	---	0

2024 NATIONAL FOOTBALL LEAGUE

2024 NATIONAL FOOTBALL LEAGUE

NFL TOUCHBACKS ON KICKOFFS

RANK	PLAYER	TEAM	TB
1	Prater	ARI	11
2t	Myers	SEA	10
2t	Narveson	GB	10
4t	Aubrey	DAL	9
4t	Bass	BUF	9
4t	Bates	DET	9
4t	Butker	KC	9
4t	Evans	LAR	9
4t	Mann	PHI	9
4t	McPherson	CIN	9
4t	Moody	SF	9
12t	Camarda	TB	8
12t	Pinion	ATL	8
12t	Reichard	MIN	8
12t	Slye	NE	8
16t	Boswell	PIT	7
16t	Carlson	LV	7
16t	Dicker	LAC	7
16t	Fairbairn	HOU	7
16t	Hopkins	CLE	7
16t	Tucker	BAL	7
16t	Zuerlein	NYJ	7
23	C. Little	JAX	6
24	Shrader	IND	5
25t	Grupe	NO	4
25t	Lutz	DEN	4
25t	Sanders	MIA	4
28t	Folk	TEN	3
28t	Gano	NYG	3
30t	Gay	IND	2
30t	Gillan	NYG	2
30t	Santos	CHI	2
33t	Pineiro	CAR	1
33t	Seibert	WAS	1
33t	York	WAS	1

2024 NATIONAL FOOTBALL LEAGUE

NFL MOST YARDS FROM SCRIMMAGE

RANK	PLAYER	TEAM	POS	TOTAL			RUSHING			RECEIVING		
				YDS	PLAYS	AVG	YDS	ATT	AVG	YDS	ATT	AVG
1	Kamara	NO	RB	290	42	6.9	198	35	5.7	92	7	13.1
2	Dobbins	LAC	RB	270	31	8.7	266	27	9.9	4	4	1.0
3	Achane	MIA	RB	265	46	5.8	120	32	3.8	145	14	10.4
4	Mason	SF	RB	256	50	5.1	247	48	5.1	9	2	4.5
5	Jacobs	GB	RB	255	50	5.1	235	48	4.9	20	2	10.0
6	Collins	HOU	WR	252	14	18.0	0	0	---	252	14	18.0
7	Barkley	PHI	RB	248	52	4.8	204	46	4.4	44	6	7.3
8	Robinson	ATL	RB	233	41	5.7	165	32	5.2	68	9	7.6
9t	Mixon	HOU	RB	228	45	5.1	184	39	4.7	44	6	7.3
9t	J. Williams	DET	WR	228	12	19.0	28	2	14.0	200	10	20.0
11	Robinson	WAS	RB	225	33	6.8	173	29	6.0	52	4	13.0
12	Reed	GB	WR	217	9	24.1	70	3	23.3	147	6	24.5
13	Stevenson	NE	RB	216	51	4.2	201	46	4.4	15	5	3.0
14t	Conner	ARI	RB	207	41	5.0	172	37	4.6	35	4	8.8
14t	Hall	NYJ	RB	207	42	4.9	116	30	3.9	91	12	7.6
16	Godwin	TB	WR	200	15	13.3	0	0	---	200	15	13.3
17	Cook	BUF	RB	198	34	5.8	149	30	5.0	49	4	12.3
18	Pollard	TEN	RB	196	41	4.8	144	33	4.4	52	8	6.5
19	*Nabers	NYG	WR	193	15	12.9	0	0	---	193	15	12.9
20	Jefferson	MIN	WR	192	8	24.0	0	0	---	192	8	24.0
21	Pacheco	KC	RB	189	41	4.6	135	34	4.0	54	7	7.7
22	Taylor	IND	RB	183	30	6.1	151	28	5.4	32	2	16.0
23	Shaheed	NO	WR	182	10	18.2	13	3	4.3	169	7	24.1
24	Pierce	IND	WR	181	8	22.6	0	0	---	181	8	22.6
25	Gibbs	DET	RB	180	35	5.1	124	24	5.2	56	11	5.1
26	Rice	KC	WR	178	12	14.8	0	0	---	178	12	14.8
27t	A. Jones	MIN	RB	177	30	5.9	126	23	5.5	51	7	7.3
27t	Samuel	SF	WR	177	23	7.7	13	10	1.3	164	13	12.6
29	Lamb	DAL	WR	176	12	14.7	25	3	8.3	151	9	16.8
30	Adams	LV	WR	169	14	12.1	0	0	---	169	14	12.1
31	L. Jackson	BAL	QB	167	21	8.0	167	21	8.0	0	0	---
32	T. Hill	MIA	WR	166	11	15.1	12	1	12.0	154	10	15.4
33	Montgomery	DET	RB	163	33	4.9	126	28	4.5	37	5	7.4
34	D. Smith	PHI	WR	160	14	11.4	0	0	---	160	14	11.4
35	Metcalf	SEA	WR	158	13	12.2	0	0	---	158	13	12.2
36t	Kupp	LAR	WR	157	20	7.9	10	2	5.0	147	18	8.2
36t	Waddle	MIA	WR	157	11	14.3	7	2	3.5	150	9	16.7
38	*Bowers	LV	TE	156	15	10.4	0	0	---	156	15	10.4
39	Harris	PIT	RB	153	39	3.9	139	37	3.8	14	2	7.0
40t	Ekeler	WAS	RB	147	17	8.6	48	10	4.8	99	7	14.1
40t	Singletary	NYG	RB	147	31	4.7	132	26	5.1	15	5	3.0
42t	Flowers	BAL	WR	142	15	9.5	14	2	7.0	128	13	9.8
42t	Henry	BAL	RB	142	32	4.4	130	31	4.2	12	1	12.0
44	*B. Thomas	JAX	WR	141	6	23.5	0	0	---	141	6	23.5
45	Reynolds	DEN	WR	138	9	15.3	0	0	---	138	9	15.3
46t	Likely	BAL	TE	137	11	12.5	0	0	---	137	11	12.5
46t	Ridley	TEN	WR	137	8	17.1	10	1	10.0	127	7	18.1
48	Smith-Njigba	SEA	WR	136	14	9.7	0	0	---	136	14	9.7
49	*Harrison	ARI	WR	134	5	26.8	0	0	---	134	5	26.8
50	J. Ford	CLE	RB	133	26	5.1	108	19	5.7	25	7	3.6

2024 NATIONAL FOOTBALL LEAGUE

NFL LEADERS IN FIRST DOWNS

RANK	PLAYER	TEAM	POS	TOTAL	RUSH	REC
1t	Kamara	NO	RB	14	13	1
1t	Mason	SF	RB	14	12	2
1t	Robinson	ATL	RB	14	10	4
4t	Barkley	PHI	RB	13	9	4
4t	Conner	ARI	RB	13	12	1
4t	Jacobs	GB	RB	13	12	1
7t	Achane	MIA	RB	12	5	7
7t	Collins	HOU	WR	12	0	12
7t	Godwin	TB	WR	12	0	12
7t	Mixon	HOU	RB	12	10	2
7t	Taylor	IND	RB	12	10	2
12t	Dobbins	LAC	RB	11	11	0
12t	Stevenson	NE	RB	11	11	0
14t	Cook	BUF	RB	10	8	2
14t	*Daniels	WAS	QB	10	10	0
14t	Gibbs	DET	RB	10	6	4
14t	Pollard	TEN	RB	10	8	2
14t	Robinson	WAS	RB	10	9	1
14t	Samuel	SF	WR	10	1	9
20t	Etienne	JAX	RB	9	7	2
20t	Henry	BAL	RB	9	8	1
20t	Hurts	PHI	QB	9	9	0
20t	Montgomery	DET	RB	9	8	1
20t	*Nabers	NYG	WR	9	0	9
20t	Pacheco	KC	RB	9	6	3
20t	D. Smith	PHI	WR	9	0	9
27t	Adams	LV	WR	8	0	8
27t	*Bowers	LV	TE	8	0	8
27t	Hall	NYJ	RB	8	5	3
27t	Henry	NE	TE	8	0	8
27t	L. Jackson	BAL	QB	8	8	0
27t	A. Jones	MIN	RB	8	7	1
27t	Kupp	LAR	WR	8	1	7
27t	Moss	CIN	RB	8	6	2
27t	Rice	KC	WR	8	0	8
27t	K. Williams	LAR	RB	8	7	1
37t	Chandler	MIN	RB	7	5	2
37t	Evans	TB	WR	7	0	7
37t	T. Hill	MIA	WR	7	1	6
37t	Lamb	DAL	WR	7	2	5
37t	Lazard	NYJ	WR	7	0	7
37t	Likely	BAL	TE	7	0	7
37t	Richardson	IND	QB	7	7	0
37t	Smith-Njigba	SEA	WR	7	0	7
37t	St. Brown	DET	WR	7	0	7
37t	Williams	NO	RB	7	6	1
37t	J. Williams	DET	WR	7	2	5
37t	Wilson	NYJ	WR	7	1	6
49t	Allgeier	ATL	RB	6	5	1
49t	Ekeler	WAS	RB	6	2	4
49t	Fields	PIT	QB	6	6	0
49t	Gibson	NE	RB	6	5	1
49t	Lockett	SEA	WR	6	0	6
49t	D. Moore	CHI	WR	6	1	5
49t	Olave	NO	WR	6	1	5

2024 NATIONAL FOOTBALL LEAGUE

NFL LEADERS IN FIRST DOWNS

RANK	PLAYER	TEAM	POS	TOTAL	RUSH	REC
49t	Pickens	PIT	WR	6	0	6
49t	Pierce	IND	WR	6	0	6
49t	Reed	GB	WR	6	3	3
49t	Reynolds	DEN	WR	6	0	6
49t	Ridley	TEN	WR	6	1	5
49t	Shaheed	NO	WR	6	1	5
49t	Singletary	NYG	RB	6	5	1
49t	Waddle	MIA	WR	6	0	6

2024 NATIONAL FOOTBALL LEAGUE

NFL PUNTING YARDS LEADERS

RANK	PLAYER	TEAM	POS	PUNTS	YARDS	LONG	AVG	TB	BLK	DWN	OB	RETURNS		IN20	NET AVG
												TOT	YDS		
1	*Rehkw	CIN	P	6	356	80	59.3	2	0	0	0	3	23	1	48.8
2	Stonehouse	TEN	P	9	494	63	54.9	0	2	0	0	8	99	2	35.9
3	Baringer	NE	P	11	592	67	53.8	1	0	0	1	6	60	6	46.5
4	Waitman	PIT	P	8	424	58	53.0	3	0	0	1	3	20	2	43.0
5	Sanchez	IND	P	6	313	59	52.2	1	0	1	0	1	0	5	48.8
6	Cooke	JAX	P	9	467	67	51.9	0	0	0	1	6	38	4	47.7
7	Morstead	NYJ	P	9	462	60	51.3	0	0	0	0	7	52	4	45.6
8	Araiza	KC	P	5	256	63	51.2	2	0	1	0	2	12	3	40.8
9	Dickson	SEA	P	10	510	61	51.0	1	0	0	1	7	71	1	41.9
10	Evans	LAR	P	7	356	63	50.9	0	0	1	1	5	48	2	44.0
11	Dixon	DEN	P	14	704	65	50.3	1	0	3	1	6	27	7	46.9
12	Pinion	ATL	P	6	299	59	49.8	0	0	0	0	5	56	0	40.5
13	Anger	DAL	P	7	347	59	49.6	0	0	0	1	5	72	1	39.3
14	Fox	DET	P	6	297	67	49.5	2	0	0	1	1	0	4	42.8
15	Bailey	MIA	P	5	246	57	49.2	0	0	0	2	1	3	4	48.6
16	Cole	LV	P	8	393	62	49.1	1	0	1	0	2	24	3	43.6
17	Bojorquez	CLE	P	12	575	64	47.9	1	0	1	2	6	104	4	37.6
18	Martin	BUF	P	5	234	65	46.8	1	0	1	0	1	6	3	41.6
19	*T. Taylor	CHI	P	12	554	60	46.2	1	0	0	2	7	41	5	41.1
20	Townsend	HOU	P	7	323	60	46.1	0	1	3	1	1	1	2	40.3
21	Scott	LAC	P	10	461	56	46.1	3	0	0	2	3	41	3	36.0
22	R. Wright	MIN	P	7	319	56	45.6	1	0	1	2	2	0	4	42.7
23	Gillan	NYG	P	8	364	60	45.5	0	0	2	3	2	24	5	42.5
24	Camarda	TB	P	6	268	51	44.7	0	0	1	0	3	32	2	39.3
25	Whelan	GB	P	5	213	59	42.6	0	0	0	2	0	0	4	42.6
26	Hekker	CAR	P	12	502	64	41.8	0	0	2	2	5	75	2	35.6
27	Stout	BAL	P	6	248	57	41.3	0	0	0	1	3	16	2	38.7

2024 NATIONAL FOOTBALL LEAGUE

NFL NET PUNTING YARDS LEADERS

RANK	PLAYER	TEAM	POS	PUNTS	YARDS	LONG	AVG	TB	BLK	DWN	OB	RETURNS		IN20	NET AVG
												TOT	YDS		
1t	*Rehkw	CIN	P	6	356	80	59.3	2	0	0	0	3	23	1	48.8
1t	Sanchez	IND	P	6	313	59	52.2	1	0	1	0	1	0	5	48.8
3	Bailey	MIA	P	5	246	57	49.2	0	0	0	2	1	3	4	48.6
4	Cooke	JAX	P	9	467	67	51.9	0	0	0	1	6	38	4	47.7
5	Dixon	DEN	P	14	704	65	50.3	1	0	3	1	6	27	7	46.9
6	Baringer	NE	P	11	592	67	53.8	1	0	0	1	6	60	6	46.5
7	Morstead	NYJ	P	9	462	60	51.3	0	0	0	0	7	52	4	45.6
8	Evans	LAR	P	7	356	63	50.9	0	0	1	1	5	48	2	44.0
9	Cole	LV	P	8	393	62	49.1	1	0	1	0	2	24	3	43.6
10	Waitman	PIT	P	8	424	58	53.0	3	0	0	1	3	20	2	43.0
11	Fox	DET	P	6	297	67	49.5	2	0	0	1	1	0	4	42.8
12	R. Wright	MIN	P	7	319	56	45.6	1	0	1	2	2	0	4	42.7
13	Whelan	GB	P	5	213	59	42.6	0	0	0	2	0	0	4	42.6
14	Gillan	NYG	P	8	364	60	45.5	0	0	2	3	2	24	5	42.5
15	Dickson	SEA	P	10	510	61	51.0	1	0	0	1	7	71	1	41.9
16	Martin	BUF	P	5	234	65	46.8	1	0	1	0	1	6	3	41.6
17	*T. Taylor	CHI	P	12	554	60	46.2	1	0	0	2	7	41	5	41.1
18	Araiza	KC	P	5	256	63	51.2	2	0	1	0	2	12	3	40.8
19	Pinion	ATL	P	6	299	59	49.8	0	0	0	0	5	56	0	40.5
20	Townsend	HOU	P	7	323	60	46.1	0	1	3	1	1	1	2	40.3
21	Camarda	TB	P	6	268	51	44.7	0	0	1	0	3	32	2	39.3
22	Anger	DAL	P	7	347	59	49.6	0	0	0	1	5	72	1	39.3
23	Stout	BAL	P	6	248	57	41.3	0	0	0	1	3	16	2	38.7
24	Bojorquez	CLE	P	12	575	64	47.9	1	0	1	2	6	104	4	37.6
25	Scott	LAC	P	10	461	56	46.1	3	0	0	2	3	41	3	36.0
26	Stonehouse	TEN	P	9	494	63	54.9	0	2	0	0	8	99	2	35.9
27	Hekker	CAR	P	12	502	64	41.8	0	0	2	2	5	75	2	35.6

2024 NATIONAL FOOTBALL LEAGUE

2024 NATIONAL FOOTBALL LEAGUE

NFL PUNT RETURN LEADERS

RANK	PLAYER	TEAM	POS	RET	FC	YDS	AVG	LONG	TD
1	Shaheed	NO	WR	3	1	60	20.0	47	0
2	Turpin	DAL	WR	5	0	96	19.2	60t	1
3	Darden	CLE	WR	5	0	72	14.4	28	0
4	Williams	ATL	RB	3	1	39	13.0	28	0
5	*D. Williams	SEA	CB	3	5	38	12.7	23	0
6	Dortch	ARI	WR	3	0	36	12.0	17	0
7	M. Jones	NE	CB	3	2	34	11.3	15	0
8	Carter	CHI	WR	6	1	65	10.8	20	0
9	Gipson	NYJ	WR	4	1	39	9.8	19	0
10	Tucker	LV	WR	5	2	44	8.8	21	0
11	Mims	DEN	WR	8	1	67	8.4	18	0
12t	Proche	CLE	WR	3	0	25	8.3	14	0
12t	Raymond	DET	WR	6	1	50	8.3	13	0
14	Austin	PIT	WR	9	0	74	8.2	16	0
15	*Jackson	TEN	WR	9	2	67	7.4	18	0
16	Jones	CIN	WR	5	1	31	6.2	10	0
17	*Cowing	SF	WR	3	1	15	5.0	8	0
18	Sims	HOU	WR	3	3	11	3.7	11	0

2024 NATIONAL FOOTBALL LEAGUE

NFL KICKOFF RETURN LEADERS

RANK	PLAYER	TEAM	POS	RET	YDS	AVG	LONG	TD
1	Dallas	ARI	RB	3	123	41.0	96t	1
2	Carter	CHI	WR	3	117	39.0	67	0
3	Abdullah	LV	RB	3	88	29.3	35	0
4	Ekeler	WAS	RB	3	83	27.7	35	0
5	*Gould	IND	WR	4	109	27.3	32	0
6	Kennedy	DET	WR	3	81	27.0	31	0
7	Gipson	NYJ	WR	5	134	26.8	33	0
8	*Jackson	TEN	WR	6	157	26.2	30	0
9	Blackshear	CAR	RB	11	285	25.9	31	0
10t	Gray	NYG	RB	6	150	25.0	30	0
10t	Shenault	SEA	WR	4	100	25.0	31	0
12	Darden	CLE	WR	4	97	24.3	28	0
13	Mims	DEN	WR	3	69	23.0	26	0
14	J. Thomas	DAL	DB	4	86	21.5	26	0

2024 NATIONAL FOOTBALL LEAGUE

2024 NATIONAL FOOTBALL LEAGUE

NFL INTERCEPTION LEADERS

RANK	PLAYER	TEAM	POS	INT	YARDS	AVG	LONG	TD
1t	Ingram	BUF	DB	2	56	28.0	31t	1
1t	McKinney	GB	SAF	2	35	17.5	18	0
3t	Adebo	NO	CB	1	47	47.0	47	0
3t	Alexander	GB	CB	1	17	17.0	17	0
3t	Bates	ATL	FS	1	0	0.0	0	0
3t	Benford	BUF	CB	1	6	6.0	6	0
3t	Blankenship	PHI	SAF	1	1	1.0	1	0
3t	Branch	DET	CB	1	1	1.0	1	0
3t	*Bullock	HOU	SAF	1	0	0.0	0	0
3t	Davis-Gaither	CIN	LB	1	12	12.0	12	0
3t	Diggs	DAL	CB	1	1	1.0	1	0
3t	Echols	NYJ	CB	1	0	0.0	0	0
3t	D. Elliott	PIT	DB	1	0	0.0	0	0
3t	Flannigan-Fowles	SF	LB	1	0	0.0	0	0
3t	Ford	LAC	DT	1	3	3.0	3	0
3t	Harris	NO	DB	1	7	7.0	7	0
3t	Horn	CAR	CB	1	0	0.0	0	0
3t	Howden	NO	SAF	1	-5	-5.0	-5	0
3t	Humphrey	BAL	CB	1	0	0.0	0	0
3t	Izien	TB	DB	1	17	17.0	17	0
3t	Jackson	PIT	CB	1	49	49.0	49	0
3t	J. Johnson	CHI	CB	1	9	9.0	9	0
3t	J. Johnson	LAR	SS	1	0	0.0	0	0
3t	K. Joseph	DET	DB	1	0	0.0	0	0
3t	Kazee	PIT	SS	1	5	5.0	5	0
3t	Kendricks	DAL	MLB	1	8	8.0	8	0
3t	*Lassiter	HOU	CB	1	9	9.0	9	0
3t	Love	SEA	SS	1	0	0.0	0	0
3t	Mathieu	NO	FS	1	0	0.0	0	0
3t	McCollum	TB	CB	1	4	4.0	4	0
3t	Metellus	MIN	SAF	1	12	12.0	12	0
3t	Molden	LAC	CB	1	3	3.0	3	0
3t	*Muasau	NYG	LB	1	1	1.0	1	0
3t	Singleton	DEN	LB	1	21	21.0	21	0
3t	Smith	MIN	FS	1	0	0.0	0	0
3t	Smith	BAL	ILB	1	0	0.0	0	0
3t	Spillane	LV	LB	1	0	0.0	0	0
3t	Stevenson	CHI	CB	1	43	43.0	43t	1
3t	Stingley	HOU	CB	1	0	0.0	0	0
3t	Taylor-Britt	CIN	CB	1	0	0.0	0	0
3t	Trice	PIT	CB	1	0	0.0	0	0
3t	Van Ginkel	MIN	OLB	1	10	10.0	10t	1
3t	Warner	SF	MLB	1	25	25.0	25	0
3t	*Williams	GB	SAF	1	1	1.0	1	0
3t	Wilson	DAL	DB	1	0	0.0	0	0
3t	Er. Wilson	GB	LB	1	0	0.0	0	0
3t	Woolen	SEA	CB	1	4	4.0	4	0

2024 NATIONAL FOOTBALL LEAGUE

2024 NATIONAL FOOTBALL LEAGUE

NFL SACK LEADERS

RANK	PLAYER	TEAM	POS	SACKS
1	Hutchinson	DET	DE	5.5
2t	P. Jones	MIN	LB	4.0
2t	White	NE	DE	4.0
4t	Crosby	LV	DE	3.0
4t	Gardeck	ARI	LB	3.0
4t	Landry	TEN	LB	3.0
4t	McDonald	NYJ	DE	3.0
4t	Rousseau	BUF	DE	3.0
4t	Taylor	NO	CB	3.0
10	Oweh	BAL	LB	2.5
11t	Baun	PHI	LB	2.0
11t	Bosa	LAC	LB	2.0
11t	Bosa	SF	DE	2.0
11t	Cooper	DEN	LB	2.0
11t	Dexter	CHI	DT	2.0
11t	Edwards	HOU	DE	2.0
11t	Ferrell	WAS	DE	2.0
11t	Garrett	CLE	DE	2.0
11t	Hendrickson	CIN	DE	2.0
11t	Kendricks	DAL	MLB	2.0
11t	Lawrence	DAL	DE	2.0
11t	Mafe	SEA	LB	2.0
11t	Miller	BUF	OLB	2.0
11t	Pinnock	NYG	SS	2.0
11t	D. Taylor	CHI	DE	2.0
11t	Van Ginkel	MIN	OLB	2.0
11t	Van Noy	BAL	MLB	2.0
11t	Walker	JAX	DE	2.0
11t	Watt	PIT	OLB	2.0
30t	Anderson	HOU	DE	1.5
30t	Buckner	IND	DT	1.5
30t	Granderson	NO	DE	1.5
30t	Hunter	HOU	DE	1.5
30t	Jarrett	ATL	DT	1.5
30t	Ch. Jones	KC	DE	1.5
30t	Judon	ATL	OLB	1.5
30t	Mack	LAC	OLB	1.5
30t	L. Williams	SEA	DE	1.5
39t	Adams	PIT	DT	1.0
39t	Adams	NYJ	SS	1.0
39t	Allen	DEN	DE	1.0
39t	Al-Shaair	HOU	LB	1.0
39t	Armstead	JAX	DE	1.0
39t	Barnes	ARI	LB	1.0
39t	Barnett	HOU	DE	1.0
39t	Bresee	NO	DT	1.0
39t	C. Campbell	MIA	DE	1.0
39t	Cashman	MIN	LB	1.0
39t	Clark	ARI	CB	1.0
39t	Clemons	NYJ	DE	1.0
39t	Collins	ARI	LB	1.0
39t	Conner	KC	DB	1.0
39t	Davis	NO	OLB	1.0
39t	Dennis	TB	LB	1.0
39t	Dugger	NE	SS	1.0

2024 NATIONAL FOOTBALL LEAGUE

NFL SACK LEADERS

RANK	PLAYER	TEAM	POS	SACKS
39t	Edmunds	CHI	MLB	1.0
39t	*Elliss	DEN	LB	1.0
39t	Fatukasi	HOU	DT	1.0
39t	Floyd	SF	DE	1.0
39t	Gardner	NYJ	CB	1.0
39t	Gary	GB	DE	1.0
39t	Givens	SF	DT	1.0
39t	Golston	DAL	DE	1.0
39t	Greenard	MIN	LB	1.0
39t	D. Hall	SEA	LB	1.0
39t	Hicks	CLE	MLB	1.0
39t	Highsmith	PIT	LB	1.0
39t	D. Hill	CIN	DB	1.0
39t	Hines-Allen	JAX	DE	1.0
39t	Jefferson	CLE	DE	1.0
39t	Joseph-Day	TEN	DT	1.0
39t	Lawrence	NYG	DT	1.0
39t	Leota	CAR	LB	1.0
39t	Lewis	IND	DE	1.0
39t	Lopez	ARI	DT	1.0
39t	McFadden	NYG	LB	1.0
39t	Nixon	GB	DB	1.0
39t	Ogbah	MIA	OLB	1.0
39t	Ojabo	BAL	LB	1.0
39t	Okereke	NYG	ILB	1.0
39t	Oliver	BUF	DT	1.0
39t	Oluokun	JAX	LB	1.0
39t	Onwuzurike	DET	DT	1.0
39t	Overshown	DAL	LB	1.0
39t	Parsons	DAL	LB	1.0
39t	Paye	IND	DE	1.0
39t	Perryman	LAC	MLB	1.0
39t	*Phillips	NYG	DB	1.0
39t	Phillips	MIN	DT	1.0
39t	Phillips	MIA	OLB	1.0
39t	Sanborn	CHI	LB	1.0
39t	Smith	CLE	DE	1.0
39t	Thomas	NYJ	DE	1.0
39t	Tomlinson	CLE	DE	1.0
39t	To'oTo'o	HOU	LB	1.0
39t	Tryon-Shoyinka	TB	LB	1.0
39t	*Turner	MIN	LB	1.0
39t	Turner	LAR	DT	1.0
39t	*Verse	LAR	LB	1.0
39t	Warner	SF	MLB	1.0
39t	Williams	PHI	DT	1.0
39t	Wright	CLE	DE	1.0
39t	Wyatt	GB	DT	1.0
39t	Young	LAR	LB	1.0

2024 NATIONAL FOOTBALL LEAGUE

NFL LEADERS IN FUMBLE RECOVERIES

RANK	PLAYER	TEAM	POS	TOTAL	OWN TEAM	OPP TEAM
1t	Burrow	CIN	QB	2	2	0
1t	Richardson	IND	QB	2	2	0
1t	Tolbert	DAL	WR	2	2	0
1t	Yiadam	SF	CB	2	1	1
5t	Allen	BUF	QB	1	1	0
5t	Anudike-Uzomah	KC	DE	1	0	1
5t	Baker	SEA	OLB	1	0	1
5t	Barkley	PHI	RB	1	1	0
5t	Belton	NYG	SAF	1	1	0
5t	Biadasz	WAS	C	1	1	0
5t	Bitonio	CLE	OG	1	1	0
5t	Byard	CHI	FS	1	0	1
5t	Chestnut	TEN	RB	1	0	1
5t	Chinn	WAS	SAF	1	0	1
5t	Collier	ARI	DE	1	0	1
5t	Collins	SF	DT	1	0	1
5t	Conner	KC	DB	1	0	1
5t	Darnold	MIN	QB	1	1	0
5t	Edwards	CHI	LB	1	0	1
5t	Fields	PIT	QB	1	1	0
5t	*Fiske	LAR	DT	1	0	1
5t	Foreman	CLE	RB	1	1	0
5t	Franks	CAR	TE	1	0	1
5t	Hawkins	NE	SAF	1	0	1
5t	Jenkins	CHI	OT	1	1	0
5t	Jewell	CAR	ILB	1	0	1
5t	D. Johnson	JAX	RB	1	1	0
5t	J. Jones	ARI	DT	1	0	1
5t	M. Jones	NE	CB	1	0	1
5t	Kohou	MIA	CB	1	0	1
5t	*Latu	IND	DE	1	0	1
5t	Mack	LAC	OLB	1	0	1
5t	Mason	SF	RB	1	1	0
5t	Mathieu	NO	FS	1	0	1
5t	Mayfield	TB	QB	1	1	0
5t	McBride	ARI	TE	1	1	0
5t	Melton	GB	WR	1	1	0
5t	Miller	LV	OT	1	1	0
5t	Okereke	NYG	ILB	1	0	1
5t	Onwenu	NE	OT	1	1	0
5t	Pratt	CIN	LB	1	0	1
5t	Robinson	ATL	RB	1	1	0
5t	Skinner	DEN	SAF	1	0	1
5t	Skule	TB	OT	1	1	0
5t	Stevenson	NE	RB	1	1	0
5t	Taylor	LAC	CB	1	0	1
5t	Trautman	DEN	TE	1	1	0
5t	Ji. Ward	MIN	LB	1	0	1
5t	Warren	PIT	RB	1	1	0
5t	Washington	JAX	WR	1	1	0
5t	Watt	PIT	OLB	1	0	1
5t	*Ca. Williams	CHI	QB	1	1	0
5t	Williams	BUF	LB	1	0	1
5t	Quin. Williams	NYJ	OLB	1	0	1
5t	Wyatt	GB	DT	1	0	1

2024 NATIONAL FOOTBALL LEAGUE

NFL LEADERS IN RECOVERIES OF FUMBLES BY OWN TEAM

RANK	PLAYER	TEAM	POS	REC	YARDS	AVG	LONG	TD
1t	Burrow	CIN	QB	2	0	0.0	0t	0
1t	Richardson	IND	QB	2	0	0.0	0t	0
1t	Tolbert	DAL	WR	2	0	0.0	0t	0
4t	Allen	BUF	QB	1	0	0.0	0t	0
4t	Barkley	PHI	RB	1	0	0.0	0t	0
4t	Belton	NYG	SAF	1	0	0.0	0t	0
4t	Biadasz	WAS	C	1	0	0.0	0t	0
4t	Bitonio	CLE	OG	1	0	0.0	0t	0
4t	Darnold	MIN	QB	1	0	0.0	0t	0
4t	Fields	PIT	QB	1	0	0.0	0t	0
4t	Foreman	CLE	RB	1	0	0.0	0t	0
4t	Jenkins	CHI	OT	1	0	0.0	0t	0
4t	D. Johnson	JAX	RB	1	0	0.0	0t	0
4t	Mason	SF	RB	1	0	0.0	0t	0
4t	Mayfield	TB	QB	1	0	0.0	0t	0
4t	McBride	ARI	TE	1	0	0.0	0t	1
4t	Melton	GB	WR	1	0	0.0	0t	0
4t	Miller	LV	OT	1	0	0.0	0t	0
4t	Onwenu	NE	OT	1	0	0.0	0t	0
4t	Robinson	ATL	RB	1	0	0.0	0t	0
4t	Skule	TB	OT	1	0	0.0	0t	0
4t	Stevenson	NE	RB	1	0	0.0	0t	0
4t	Trautman	DEN	TE	1	2	2.0	2	0
4t	Warren	PIT	RB	1	0	0.0	0t	0
4t	Washington	JAX	WR	1	0	0.0	0t	0
4t	*Ca. Williams	CHI	QB	1	0	0.0	0t	0
4t	Yiadam	SF	CB	1	0	0.0	0t	0

2024 NATIONAL FOOTBALL LEAGUE

NFL LEADERS IN RECOVERIES OF FUMBLES BY OPPOSING TEAM

RANK	PLAYER	TEAM	POS	REC	YARDS	AVG	LONG	TD
1t	Anudike-Uzomah	KC	DE	1	0	0.0	0t	0
1t	Baker	SEA	OLB	1	0	0.0	0t	0
1t	Byard	CHI	FS	1	0	0.0	0t	0
1t	Chestnut	TEN	RB	1	0	0.0	0t	0
1t	Chinn	WAS	SAF	1	0	0.0	0t	0
1t	Collier	ARI	DE	1	0	0.0	0t	0
1t	Collins	SF	DT	1	0	0.0	0t	0
1t	Conner	KC	DB	1	38	38.0	38t	1
1t	Edwards	CHI	LB	1	0	0.0	0t	0
1t	*Fiske	LAR	DT	1	8	8.0	8	0
1t	Franks	CAR	TE	1	0	0.0	0t	0
1t	Hawkins	NE	SAF	1	0	0.0	0t	0
1t	Jewell	CAR	ILB	1	0	0.0	0t	0
1t	J. Jones	ARI	DT	1	0	0.0	0t	0
1t	M. Jones	NE	CB	1	17	17.0	17	0
1t	Kohou	MIA	CB	1	0	0.0	0t	0
1t	*Latu	IND	DE	1	0	0.0	0t	0
1t	Mack	LAC	OLB	1	22	22.0	22	0
1t	Mathieu	NO	FS	1	0	0.0	0t	0
1t	Okereke	NYG	ILB	1	1	1.0	1	0
1t	Pratt	CIN	LB	1	0	0.0	0t	0
1t	Skinner	DEN	SAF	1	0	0.0	0t	0
1t	Taylor	LAC	CB	1	0	0.0	0t	0
1t	Ji. Ward	MIN	LB	1	5	5.0	5	0
1t	Watt	PIT	OLB	1	0	0.0	0t	0
1t	Williams	BUF	LB	1	0	0.0	0t	0
1t	Quin. Williams	NYJ	OLB	1	0	0.0	0t	0
1t	Wyatt	GB	DT	1	0	0.0	0t	0
1t	Yiadam	SF	CB	1	0	0.0	0t	0

2024 NATIONAL FOOTBALL LEAGUE

NFL OFFENSIVE RANKS

BAL	BUF	CIN	CLE	DEN	HOU	IND	JAX	KC	LAC	LV	MIA	NE	NYJ	PIT	TEN		ARI	ATL	CAR	CHI	DAL	DET	GB	LAR	MIN	NO	NYG	PHI	SEA	SF	TB	WAS
1	21	24t	28	29	9	14	22	15	12	23	8	20	27	30	24t	TotYd/G	7	18	32	31	17	2	5	16	11	3	24t	6	13	4	19	10
6	9	22	30	28	18	3	14	7	15	24	17	25	20	29	27	TotYd/P	5	12	31	32	23	11	4	21	2	1	26	16	19	8	13	10
7	18	30	21	27	10	16	15	19	2	32	20	4t	26	12	13	RusYd/G	4t	17	29	28	25	9	1	31	14	3	22	8	23	11	24	6
3	20	23	16	25	15	1	7	19	4	32	24	13	21	28	10	RusAvg	5	12	22	29	26	8	2	31	9	11	14	18	27	17	30	6
4	23	16	26	21	12	17	25	14	28	7t	1	29	22	30	27	PasYd/G	15	20	31	32	9	2	18	5	7t	11	24	10	6	3	13	19
12	3	22	30	27	18	7	20	5	23	21	11	28	19	25	29	PasAvg	8	13	31	32	24	16	6	17	2	1	26	10	14	9	4	15
10	1t	1t	18	29	1t	32	1t	31	16	20	25	1t	13	1t	28	%PasInt	1t	24	30	22	19	23	14t	9	26	17	21	27	11	12	14t	1t
2	6	19	23	9	24	11	31	14	4	28	12	15	8	20	26	Sac/PasP	21	10	25	30	16	1	3	18	22	7	17	5	13	32	27	29
4t	15t	28	23t	30t	8	22	19t	9t	23t	23t	11t	15t	29	23t	15t	1D/G	7	13t	32	30t	19t	2t	11t	9t	21	4t	23t	2t	13t	1	15t	6
13t	22t	22t	31	29	15	19	28	26	10	21	4	16	3	13t	24	3D Eff	1	30	32	27	17t	8	6	25	7	2	9	17t	12	20	5	11
10t	1t	10t	7t	10t	1t	15t	24t	1t	24t	24t	23	24t	24t	24t	19t	4D Eff	24t	10t	19t	7t	19t	10t	1t	17t	1t	24t	17t	7t	15t	19t	24t	1t
14t	21	23	8	17	29	30t	25	22	9t	16	28	11	13	19	20	PR Avg	9t	5t	5t	12	2	18	30t	24	26t	3t	30t	14t	7	26t	3t	1
24t	2	21t	20	24t	3	10	29	8	21t	6	31t	11t	13	30	17	KR Avg	1	15	14	7	16	11t	21t	5	31t	4	18	27	19	28	26	9
29	18	1	17	10	31	3	4	7	21	15	14	2	6	5	25	GPunAvg	22	11	28	20	12	13	27	9	23	30	24	16	8	32	26	19
27	17	1t	28	5	23	1t	4	20	29	10	3	6	8	15	30	NPunAvg	24	22	32	19	26	11	13	9	12	21	14	7	16	31	25	18
14t	3	22t	22t	30	11t	18t	27t	6	11t	20t	27t	20t	14t	26	24	Pts/G	2	25	32	18t	7	16	13	27t	8	1	31	5	9t	9t	4	17
31	27t	1t	1t	1t	1t	32	27t	1t	1t	24t	27t	24t	1t	1t	1t	FG%	1t	1t	1t	1t	1t	1t	27t	1t	1t	1t	1t	1t	1t	1t	1t	26

NFL DEFENSIVE RANKS

BAL	BUF	CIN	CLE	DEN	HOU	IND	JAX	KC	LAC	LV	MIA	NE	NYJ	PIT	TEN		ARI	ATL	CAR	CHI	DAL	DET	GB	LAR	MIN	NO	NYG	PHI	SEA	SF	TB	WAS
15	16	10	12	9	3	31	22	29	2	23	4	11	24	5	1	TotYd/G	13	17	25	8	19	14	27	32	18	7	26	30	6	20	28	21
22	6	8	15	9	7	23	17	24	3	27	19	14	18	12	1	TotYd/P	20	11	25	5	16	13	26	32	10	4	28	31	2	30	21	29
1	18	26	14	23	7	32	11	17	6	29	15	2	24	4t	10	RusYd/G	9	27	31	13	20	4t	21t	30	8	3	28	25	21t	12	19	16
1	14	16	26	13	9	28	7	21	11	31	17	3	20	6	10	RusAvg	5	12	24	15	23	4	27	30	8	2	29	32	19	25	22	18
32	12	2t	13	4	10	8	30	31	6	15	5	27	17	14	1	PasYd/G	19	7	9	11	16	21	26	24	25	20	18	28	2t	22t	29	22t
26	5	6	9	11	7	23	21	20	3	16	22	15	19	14	2	PasAvg	29	12	27	4	13	18	24	32	8	10	25	28	1	30t	17	30t
11	6	7	24t	17	4	24t	24t	24t	10	22	24t	24t	21	2	24t	%PasInt	24t	19t	16	12t	5	12t	1	18	8	3	19t	23	14	9	15	24t
8	16	23t	7	13	1	15	20	26	10	27	18	17	4	22	21	Sac/PasP	3	25	29	14	5	9	30	23t	2	11	6	28	19	12	32	31
20t	17t	15	12	13t	4	30t	13t	26t	1	10t	5	6t	28t	3	2	1D/G	16	17t	26t	6t	20t	23t	28t	30t	17t	6t	20t	25	10t	6t	32	23t
20	27	10t	10t	15	21t	29	18	21t	2	8	7	24	25	1	9	3D Eff	3t	26	30	3t	10t	14	6	28	16	10t	23	3t	17	31	19	32
1t	7	26t	1t	1t	12t	26t	17t	25	8	26t	12t	9t	1t	20t	26t	4D Eff	17t	12t	1t	20t	17t	12t	20t	26t	9t	9t	26t	20t	26t	1t	20t	12t
9	11t	16	32	8	6	1t	13	11t	28	25t	7	20	15	18t	27	PR Avg	17	24	30t	10	29	1t	1t	18t	1t	1t	25t	23	21	14	22	30t
28	31	22t	7t	6	21	1t	13	11	25	22t	7t	18t	18t	26	29	KR Avg	32	22t	18t	27	12	4	3	1t	5	14	30	7t	7t	16	17	15
12	8t	26	21t	25	20	1	14	10	19	13	24	32	16	30	17	GPunAvg	21t	18	2	11	23	15	29	31	7	3	8t	4	28	27	5	6
4	12	28	11	19	27	9	21	13t	23	6	29	31	18	24	16	NPunAvg	22	13t	3	10	8	15	32	30	17	1	20	7	26	25	5	2
28	8t	15t	22	10t	12t	19t	8t	19t	1	19t	23t	5	25t	2	23t	Pts/G	17t	10t	32	6t	30	12t	17t	31	3	4	25t	27	12t	15t	6t	29
12t	12t	12t	7t	12t	12t	7t	5t	7t	2t	7t	2t	12t	12t	12t	12t	FG%	12t	12t	12t	12t	12t	12t	4	12t	12t	12t	12t	7t	5t	12t	1	12t
24	4	18t	25	26	9t	20t	20t	9t	2	22t	29	13	17	7	27t	PPG Diff	5	18t	32	15t	22t	14	15t	31	3	1	30	12	8	11	6	27t
4	16	20	22	19	5	27	23	24	6	25	2	14	28	15	8t	Yd/G Diff	7	17t	32	30	21	3	12	31	11	1	29	17t	10	8t	26	13

***LAST WEEK'S
GAME BOOK***

National Football League Game Summary

NFL Copyright © 2024 by The National Football League. All rights reserved. This summary and play-by-play is for the express purpose of assisting media in their coverage of the game; any other use of this material is prohibited without the written permission of the National Football League.

Date: Sunday, 9/15/2024

Los Angeles Chargers at Carolina Panthers

Start Time: 1:03 PM EDT

at Bank of America Stadium, Charlotte, North Carolina

Game Day Weather

Game Weather: Cloudy
Open Stadium on Artificial Turf

Temp: 78° F (25.6° C) Humidity: 66%, Wind: ENE 13 mph

Officials

Referee: Rogers, Brad (126) Umpire: Neale, Bryan (92) Down Judge: Payne, Kent (79)
Line Judge: Codey, Kevin (16) Field Judge: Blubaugh, Joe (57) Side Judge: Jeffries, Anthony (36)
Back Judge: Yette, Greg (38) Replay Official: Ames, Roddy (0)

Lineups

Los Angeles Chargers

Carolina Panthers

Offense		Defense		Offense		Defense	
WR	1 Q.Johnston	OLB	52 K.Mack	WR	19 A.Thielen	DT	91 N.Thurman
TE	88 H.Hurst	DL	95 P.Ford	TE	82 T.Tremble	DT	99 S.Tuttle
WR	12 D.Davis	DL	93 O.Ogbonnia	LT	79 I.Ekwonu	DE	94 A.Robinson
LT	70 R.Slater	OLB	97 J.Bosa	LG	68 D.Lewis	OLB	7 J.Clowney
LG	77 Z.Johnson	LB	0 D.Henley	C	63 A.Corbett	LB	54 S.Thompson
C	75 B.Bozeman	LB	6 D.Perryman	RG	50 R.Hunt	LB	47 J.Jewell
RG	79 T.Pipkins	CB	7 K.Fulton	RT	72 T.Moton	OLB	46 E.Leota
RT	76 J.Alt	CB	26 A.Samuel	WR	15 J.Mingo	CB	8 J.Horn
TE	81 W.Dissly	DB	36 J.Taylor	WR	5 Dio.Johnson	CB	2 M.Jackson
QB	10 J.Herbert	S	3 D.James	QB	9 B.Young	S	20 J.Fuller
RB	27 J.Dobbins	S	22 E.Molden	RB	30 C.Hubbard	S	25 X.Woods

Substitutions

Substitutions

RB 4 G.Edwards, WR 5 J.Palmer, K 11 C.Dicker, WR 15 L.McConkey, P 16 J.Scott, CB 20 C.Hart, S 23 T.Jefferson, S 24 A.Finley, LB 25 J.Colson, RB 28 H.Haskins, DB 33 D.Leonard, LB 43 T.Dye, FB/DL 44 S.Matlock, OLB 45 T.Tuipulotu, LS 47 J.Harris, OLB 48 B.Dupree, DL 56 M.Fox, LB 58 S.Quarterman, OL 64 B.Jaimes, OL 68 J.Salyer, TE 83 E.Tomlinson, TE 84 S.Smarrt, WR 87 S.Fehoko, DT 90 T.Tart

TE 0 J.Sanders, RB 3 R.Blackshear, K 4 E.Pineiro, RB 6 M.Sanders, P 10 J.Hekker, CB 13 T.Hill, WR 17 X.Legette, S 21 N.Scott, S 22 J.Robinson, CB 29 T.Castro-Fields, CB 32 L.Johnson, OLB 40 C.Harris, LS 44 J.Jansen, LB 49 J.Rhattigan, OLB 52 Dj.Johnson, LB 53 C.Chernelus, LB 56 T.Wallace, G 62 C.Zavala, G 70 B.Christensen, T 77 Y.Nijman, TE 81 J.Matthews, WR 83 D.Moore, TE 84 F.Franks, DT 92 J.Peevy, DE 93 L.Ray

Did Not Play

Did Not Play

QB 2 E.Stick, T 73 F.Sarell

QB 14 A.Dalton

Not Active

Not Active

3QB 8 T.Heinicke, CB 29 T.Still, RB 30 K.Vidal, S 32 A.Gilman, OL 71 J.McFadden, WR 82 B.Rice, DL 92 J.Eboigbe

CB 26 C.Smith-Wade, CB 27 S.Bartholomew, RB 34 M.Boone, C 60 A.Raym, G 61 J.Kingston, TE 85 M.Swinson

Field Goals (made () & missed)

	C.Dicker	(46)	(42)	E.Pineiro	(38)						
						1	2	3	4	OT	Total
VISITOR:	Los Angeles Chargers					6	14	3	3	0	26
HOME:	Carolina Panthers					0	0	3	0	0	3

Scoring Plays

Team	Qtr	Time	Play Description (Extra Point) (Drive Info)	Visitor	Home
Chargers	1	9:20	Q.Johnston 29 yd. pass from J.Herbert (kick failed, wl) (9-67, 5:40)	6	0
Chargers	2	4:16	Q.Johnston 5 yd. pass from J.Herbert (C.Dicker kick) (11-65, 6:01)	13	0
Chargers	2	2:01	J.Dobbins 43 yd. run (C.Dicker kick) (3-52, 1:26)	20	0
Panthers	3	12:18	E.Pineiro 38 yd. Field Goal (6-40, 2:42)	20	3
Chargers	3	9:03	C.Dicker 46 yd. Field Goal (6-37, 3:15)	23	3
Chargers	4	11:02	C.Dicker 42 yd. Field Goal (10-52, 4:00)	26	3

Paid Attendance: 70,145

Time: 2:43

Los Angeles Chargers vs Carolina Panthers
9/15/2024 at Bank of America Stadium

Final Individual Statistics

Los Angeles Chargers

Carolina Panthers

RUSHING	ATT	YDS	AVG	LG	TD	RUSHING	ATT	YDS	AVG	LG	TD
J.Dobbins	17	131	7.7	43	1	C.Hubbard	10	64	6.4	23	0
G.Edwards	18	59	3.3	6	0	M.Sanders	7	20	2.9	6	0
J.Herbert	6	18	3.0	13	0	B.Young	1	6	6.0	6	0
H.Haskins	3	11	3.7	5	0						
Total	44	219	5.0	43	1	Total	18	90	5.0	23	0

PASSING	ATT	CMP	YDS	SK/YD	TD	LG	IN	RT	PASSING	ATT	CMP	YDS	SK/YD	TD	LG	IN	RT
J.Herbert	20	14	130	1/0	2	29	1	100.0	B.Young	26	18	84	2/15	0	12	1	57.2
Total	20	14	130	1/0	2	29	1	100.0	Total	26	18	84	2/15	0	12	1	57.2

PASS RECEIVING	TAR	REC	YDS	AVG	LG	TD	PASS RECEIVING	TAR	REC	YDS	AVG	LG	TD
Q.Johnston	6	5	51	10.2	29	2	C.Hubbard	5	4	12	3.0	5	0
W.Dissly	3	3	29	9.7	15	0	T.Tremble	4	3	23	7.7	12	0
L.McConkey	4	2	26	13.0	15	0	Dio.Johnson	6	3	15	5.0	7	0
J.Palmer	2	2	19	9.5	11	0	M.Sanders	3	3	5	1.7	5	0
H.Hurst	2	1	5	5.0	5	0	A.Thielen	3	2	20	10.0	10	0
J.Dobbins	1	1	0	0.0	0	0	J.Sanders	2	2	8	4.0	6	0
E.Tomlinson	1	0	0	0.0	0	0	J.Mingo	2	1	1	1.0	1	0
							D.Moore	1	0	0	0.0	0	0
Total	19	14	130	9.3	29	2	Total	26	18	84	4.7	12	0

INTERCEPTIONS	NO	YDS	AVG	LG	TD	INTERCEPTIONS	NO	YDS	AVG	LG	TD
E.Molden	1	3	3.0	3	0	J.Horn	1	0	0.0	0	0
Total	1	3	3.0	3	0	Total	1	0	0.0	0	0

PUNTING	NO	YDS	AVG	NET	TB	IN20	LG	PUNTING	NO	YDS	AVG	NET	TB	IN20	LG
J.Scott	3	129	43.0	32.0	1	2	47	J.Hekker	7	311	44.4	42.3	0	2	64
Total	3	129	43.0	32.0	1	2	47	Total	7	311	44.4	42.3	0	2	64

PUNT RETURNS	NO	YDS	AVG	FC	LG	TD	PUNT RETURNS	NO	YDS	AVG	FC	LG	TD
D.Davis	1	15	15.0	3	15	0	R.Blackshear	1	13	13.0	0	13	0
[DOWNED]	1	0	0.0	0	0	0	[OUT OF BOUNDS]	1	0	0.0	0	0	0
[OUT OF BOUNDS]	2	0	0.0	0	0	0	[TOUCHBACK]	1	0	0.0	0	0	0
Total	1	15	15.0	3	15	0	Total	1	13	13.0	0	13	0

KICKOFF RETURNS	NO	YDS	AVG	FC	LG	TD	KICKOFF RETURNS	NO	YDS	AVG	FC	LG	TD
D.Davis	1	13	13.0	0	13	0	R.Blackshear	3	81	27.0	0	31	0
[TOUCHBACK]	1	0	0.0	0	0	0	[TOUCHBACK]	2	0	0.0	0	0	0
Total	1	13	13.0	0	13	0	Total	3	81	27.0	0	31	0

Los Angeles Chargers

FUMBLES	FUM	LOST	OWN-REC	YDS	TD	FORCED	OPP-REC	YDS	TD	OUT-BDS
J.Herbert	1	1	0	0	0	0	0	0	0	0
Total	1	1	0	0	0	0	0	0	0	0

Carolina Panthers

FUMBLES	FUM	LOST	OWN-REC	YDS	TD	FORCED	OPP-REC	YDS	TD	OUT-BDS
J.Peevy	0	0	0	0	0	1	0	0	0	0
J.Jewell	0	0	0	0	0	0	1	0	0	0
Total	0	0	0	0	0	1	1	0	0	0

Los Angeles Chargers vs Carolina Panthers
9/15/2024 at Bank of America Stadium

Final Team Statistics

	Visitor Chargers	Home Panthers
TOTAL FIRST DOWNS	21	7
By Rushing	10	4
By Passing	8	3
By Penalty	3	0
THIRD DOWN EFFICIENCY	9-16-56.3%	1-12-8.3%
FOURTH DOWN EFFICIENCY	0-0-0.0%	1-3-33.3%
TOTAL NET YARDS	349	159
Total Offensive Plays (inc. times thrown passing)	65	46
Average gain per offensive play	5.4	3.5
NET YARDS RUSHING	219	90
Total Rushing Plays	44	18
Average gain per rushing play	5.0	5.0
Tackles for a loss-number and yards	1-2	1-2
NET YARDS PASSING	130	69
Times thrown - yards lost attempting to pass	1-0	2-15
Gross yards passing	130	84
PASS ATTEMPTS-COMPLETIONS-HAD INTERCEPTED	20-14-1	26-18-1
Avg gain per pass play (inc.# thrown passing)	6.2	2.5
KICKOFFS Number-In End Zone-Touchbacks	6-3-2	2-1-1
PUNTS Number and Average	3-43.0	7-44.4
Had Blocked	0	0
FGs - PATs Had Blocked	0-0	0-0
Net Punting Average	32.0	42.3
TOTAL RETURN YARDAGE (Not Including Kickoffs)	18	13
No. and Yards Punt Returns	1-15	1-13
No. and Yards Kickoff Returns	1-13	3-81
No. and Yards Interception Returns	1-3	1-0
PENALTIES Number and Yards	3-15	9-90
FUMBLES Number and Lost	1-1	0-0
TOUCHDOWNS	3	0
Rushing	1	0
Passing	2	0
EXTRA POINTS Made-Attempts	2-3	0-0
Kicking Made-Attempts	2-3	0-0
FIELD GOALS Made-Attempts	2-2	1-1
RED ZONE EFFICIENCY	1-2-50%	0-0-0%
GOAL TO GO EFFICIENCY	1-1-100%	0-0-0%
SAFETIES	0	0
FINAL SCORE	26	3
TIME OF POSSESSION	36:18	23:42

Ball Possession And Drive Chart

Los Angeles Chargers

#	Time Recd	Time Lost	Time Poss	How Ball Obtained	Drive Began	# Play	Yds Gain	Yds Pen	Net Yds	1st Down	Last Scrm	How Given Up
1	15:00	9:20	5:40	Kickoff	LAC 33	9	67	0	67	4	CAR 29	Touchdown
2	7:49	7:38	0:11	Punt	LAC 25	1	0	0	0	0	LAC 25	Interception
3	4:55	1:16	3:39	Punt	LAC 30	5	19	0	19	1	LAC 49	Punt
4	14:20	12:45	1:35	Punt	CAR 49	3	5	0	5	0	CAR 44	Punt
5	10:17	4:16	6:01	Punt	LAC 35	11	60	5	65	6	* CAR 5	Touchdown
6	3:27	2:01	1:26	Interception	LAC 48	3	52	0	52	1	CAR 43	Touchdown
7	0:15	0:00	0:15	Punt	LAC 1	1	1	0	1	0	LAC 1	End of Half
8	12:18	9:03	3:15	Kickoff	LAC 35	6	37	0	37	2	CAR 28	Field Goal
9	7:31	1:57	5:34	Punt	LAC 30	9	51	0	51	3	* CAR 19	Fumble
10	0:02	11:02	4:00	Punt	LAC 25	10	37	15	52	3	CAR 23	Field Goal
11	5:52	3:09	2:43	Downs	LAC 33	6	24	-10	14	1	LAC 47	Punt
12	1:59	0:00	1:59	Downs	CAR 26	3	-4	0	-4	0	CAR 29	End of Game

(420) Average LAC 35

Carolina Panthers

#	Time Recd	Time Lost	Time Poss	How Ball Obtained	Drive Began	# Play	Yds Gain	Yds Pen	Net Yds	1st Down	Last Scrm	How Given Up
1	9:20	7:49	1:31	Kickoff	CAR 30	3	8	0	8	0	CAR 38	Punt
2	7:38	4:55	2:43	Interception	LAC 41	3	-2	0	-2	0	LAC 43	Punt
3	1:16	14:20	1:56	Punt	CAR 13	3	4	0	4	0	CAR 17	Punt
4	12:45	10:17	2:28	Punt	CAR 20	3	10	-5	5	0	CAR 25	Punt
5	4:16	3:27	0:49	Kickoff	CAR 32	2	11	0	11	1	CAR 43	Interception
6	2:01	0:15	1:46	Kickoff	CAR 22	5	23	-10	13	1	CAR 35	Punt
7	15:00	12:18	2:42	Kickoff	CAR 40	6	40	0	40	2	LAC 20	Field Goal
8	9:03	7:31	1:32	Kickoff	CAR 30	3	-5	0	-5	0	CAR 25	Punt
9	1:57	0:02	1:55	Fumble	CAR 17	3	8	0	8	0	CAR 25	Punt
10	11:02	5:52	5:10	Kickoff	CAR 27	12	55	-15	40	3	LAC 43	Downs
11	3:09	1:59	1:10	Punt	CAR 19	4	7	0	7	0	CAR 26	Downs

(309) Average CAR 28

* inside opponent's 20

Time of Possession by Quarter

Visitor	Home	1st	2nd	3rd	4th	OT	Total
Los Angeles Chargers	Carolina Panthers	9:30	9:17	8:51	8:40		36:18
Carolina Panthers	Los Angeles Chargers	5:30	5:43	6:09	6:20		23:42

Kickoff Drive No.-Start Average

Chargers: 2 - LAC 34

Panthers: 6 - CAR 30

Los Angeles Chargers vs Carolina Panthers
9/15/2024 at Bank of America Stadium

Final Defensive Statistics

Los Angeles Chargers

Regular Defensive Plays

Special Teams

Misc

	TKL	AST	COMB	SK	/ YDS	TFL	Q	IN	PD	FF	FR	TKL	AST	FF	FR	BL	TKL	AST	FF	FR	
D.Henley	5	4	9	0	0	1	0	0	0	0	0	1	0	0	0	0	0	0	0	0	0
D.Perryman	5	2	7	1	7	1	1	0	0	0	0	0	0	0	0	0	0	0	0	0	0
D.James	4	2	6	0	0	0	0	0	0	0	0	0	0	0	0	0	0	0	0	0	0
E.Molden	3	3	6	0	0	0	0	1	1	0	0	1	0	0	0	0	0	0	0	0	0
J.Taylor	3	2	5	0	0	0	0	0	0	0	0	0	0	0	0	0	0	0	0	0	0
J.Bosa	1	1	2	1	8	1	1	0	0	0	0	0	0	0	0	0	0	0	0	0	0
K.Mack	1	1	2	0	0	0	0	0	0	0	0	0	0	0	0	0	0	0	0	0	0
B.Dupree	1	1	2	0	0	0	0	0	0	0	0	0	0	0	0	0	0	0	0	0	0
T.Tart	1	1	2	0	0	0	0	0	0	0	0	0	0	0	0	0	0	0	0	0	0
P.Ford	0	2	2	0	0	0	0	0	0	0	0	0	0	0	0	0	0	0	0	0	0
O.Ogbonnia	0	2	2	0	0	0	0	0	0	0	0	0	0	0	0	0	0	0	0	0	0
D.Leonard	1	0	1	0	0	0	0	0	1	0	0	1	1	0	0	0	0	0	0	0	0
K.Fulton	1	0	1	0	0	1	0	0	1	0	0	0	0	0	0	0	0	0	0	0	0
A.Samuel	1	0	1	0	0	0	0	0	1	0	0	0	0	0	0	0	0	0	0	0	0
J.Colson	1	0	1	0	0	0	0	0	0	0	0	0	0	0	0	0	0	0	0	0	0
C.Hart	1	0	1	0	0	0	0	0	0	0	0	0	0	0	0	0	0	0	0	0	0
A.Finley	0	1	1	0	0	0	0	0	0	0	0	0	0	0	0	0	0	0	0	0	0
T.Tuipulotu	0	1	1	0	0	0	0	0	0	0	0	0	0	0	0	0	0	0	0	0	0
S.Matlock	0	0	0	0	0	0	0	0	1	0	0	0	0	0	0	0	1	0	0	0	0
S.Quarterman	0	0	0	0	0	0	0	0	0	0	0	1	0	0	0	0	0	0	0	0	0
Total	29	23	52	2	15	4	2	1	5	0	0	4	1	0	0	0	1	0	0	0	0

TKL = Tackle AST = Assist COMB = Combined QH=QB Hit IN = Interception PD = Pass Defense FF = Forced Fumble FR = Fumble Recovery

Carolina Panthers

Regular Defensive Plays

Special Teams

Misc

	TKL	AST	COMB	SK	/ YDS	TFL	QH	IN	PD	FF	FR	TKL	AST	FF	FR	BL	TKL	AST	FF	FR	
S.Thompson	8	6	14	0	0	0	0	0	0	0	0	0	0	0	0	0	0	0	0	0	0
J.Jewell	8	3	11	0	0	0	0	0	0	0	1	0	0	0	0	0	0	0	0	0	0
A.Robinson	6	0	6	0	0	0	0	0	0	0	0	0	0	0	0	0	0	0	0	0	0
J.Horn	4	2	6	0	0	0	0	1	2	0	0	0	0	0	0	0	0	0	0	0	0
J.Fuller	4	2	6	0	0	0	0	0	0	0	0	0	0	0	0	0	0	0	0	0	0
J.Clowney	3	3	6	0	0	0	0	0	0	0	0	0	0	0	0	0	0	0	0	0	0
X.Woods	2	4	6	0	0	0	0	0	0	0	0	0	0	0	0	0	0	0	0	0	0
T.Hill	2	2	4	0	0	1	0	0	0	0	0	0	0	0	0	0	0	0	0	0	0
Dj.Johnson	1	3	4	0.5	0	0	1	0	0	0	0	0	0	0	0	0	0	0	0	0	0
N.Thurman	1	3	4	0	0	0	0	0	1	0	0	0	0	0	0	0	0	0	0	0	0
M.Jackson	1	2	3	0	0	0	0	0	0	0	0	0	0	0	0	0	0	0	0	0	0
S.Tuttle	0	3	3	0	0	0	0	0	0	0	0	0	0	0	0	0	0	0	0	0	0
L.Ray	1	1	2	0	0	0	0	0	0	0	0	0	0	0	0	0	0	0	0	0	0
J.Peevy	0	1	1	0.5	0	0	1	0	0	1	0	0	0	0	0	0	0	0	0	0	0
F.Franks	0	0	0	0	0	0	0	0	0	0	0	1	0	0	0	0	0	0	0	0	0
D.Moore	0	0	0	0	0	0	0	0	0	0	0	1	0	0	0	0	0	0	0	0	0
Dio.Johnson	0	0	0	0	0	0	0	0	0	0	0	0	0	0	0	0	1	0	0	0	0
Total	41	35	76	1	0	1	2	1	3	1	1	2	0	0	0	0	1	0	0	0	0

First Quarter

9/15/2024

Play By Play

CAR wins the coin toss and elects to defer. LAC elects to Receive, and CAR elects to defend the west goal.

E.Pineiro kicks 60 yards from CAR 35 to LAC 5. D.Davis to LAC 18 for 13 yards (F.Franks).

PENALTY on CAR-F.Franks, Face Mask, 15 yards, enforced at LAC 18.

Los Angeles Chargers at 15:00, (1st play from scrimmage 14:54)

1-10-LAC 33 (14:54) (Shotgun) J.Herbert pass short left to Q.Johnston to LAC 36 for 3 yards (A.Robinson, S.Tuttle).

2-7-LAC 36 (14:15) (Shotgun) J.Dobbins up the middle to LAC 41 for 5 yards (S.Thompson; N.Thurman).

3-2-LAC 41 (13:35) (Shotgun) J.Dobbins right tackle to CAR 48 for 11 yards (J.Fuller, X.Woods). R1

1-10-CAR 48 (12:55) (Shotgun) J.Dobbins left end to CAR 45 for 3 yards (A.Robinson).

2-7-CAR 45 (12:12) (Shotgun) J.Herbert pass incomplete short right to H.Hurst.

PENALTY on CAR-J.Clowney, Illegal Use of Hands, 5 yards, enforced at CAR 45 - No Play. X2

1-10-CAR 40 (12:06) J.Dobbins left end to CAR 40 for no gain (J.Jewell, X.Woods).

2-10-CAR 40 (11:24) (Shotgun) J.Herbert pass short middle to L.McConkey to CAR 29 for 11 yards (T.Hill). P3

1-10-CAR 29 (10:44) G.Edwards left end to CAR 24 for 5 yards (S.Thompson).

2-5-CAR 24 (10:00) (Shotgun) G.Edwards left guard to CAR 17 for 7 yards (S.Thompson; L.Ray).

PENALTY on LAC-Q.Johnston, Illegal Formation, 5 yards, enforced at CAR 24 - No Play.

2-10-CAR 29 (9:32) (Shotgun) J.Herbert pass short right to E.Tomlinson to CAR 25 for 4 yards (J.Horn) [J.Peevy]. FUMBLES (J.Horn), RECOVERED by CAR-T.Hill at CAR 24. T.Hill to CAR 27 for 3 yards (D.Davis).

The Replay Official reviewed the pass completion ruling, and the play was REVERSED.

(Shotgun) J.Herbert pass incomplete short right to E.Tomlinson (J.Horn) [J.Peevy].

3-10-CAR 29 **(9:26) (Shotgun) J.Herbert pass deep left to Q.Johnston for 29 yards, TOUCHDOWN.** P4

C.Dicker extra point is No Good, Wide Left, Center-J.Harris, Holder-J.Scott.

Timeout at 09:20.

LAC 6 CAR 0, 9 plays, 67 yards, 1 penalty, 5:40 drive, 5:40 elapsed

C.Dicker kicks 65 yards from LAC 35 to end zone, Touchback to the CAR 30.

Carolina Panthers at 9:20

1-10-CAR 30 (9:20) (Shotgun) C.Hubbard up the middle to CAR 35 for 5 yards (E.Molden; J.Taylor).

2-5-CAR 35 (8:43) (Shotgun) C.Hubbard left tackle to CAR 38 for 3 yards (P.Ford; J.Bosa).

3-2-CAR 38 (8:02) (Shotgun) B.Young pass incomplete short middle to T.Tremble (K.Fulton).

4-2-CAR 38 (7:56) J.Hekker punts 37 yards to LAC 25, Center-J.Jansen, out of bounds.

Timeout at 07:49.

Los Angeles Chargers at 7:49

1-10-LAC 25 (7:49) J.Herbert pass deep right intended for L.McConkey INTERCEPTED by J.Horn at LAC 41. J.Horn to LAC 41 for no gain (S.Matlock).

Penalty on LAC-B.Bozeman, Ineligible Downfield Pass, declined.

Carolina Panthers at 7:38

1-10-LAC 41 (7:38) (Shotgun) B.Young pass short right to C.Hubbard pushed ob at LAC 37 for 4 yards (D.Perryman).

2-6-LAC 37 (7:01) (Shotgun) C.Hubbard right guard to LAC 36 for 1 yard (D.James).

3-5-LAC 36 (6:22) (Shotgun) B.Young sacked at LAC 43 for -7 yards (D.Perryman).

4-12-LAC 43 (5:38) *(Punt formation) Penalty on CAR, Delay of Game, declined.*

4-12-LAC 43 (5:06) J.Hekker punts 28 yards to LAC 15, Center-J.Jansen, fair catch by D.Davis.

PENALTY on CAR-L.Johnson, Fair Catch Interference, 15 yards, enforced at LAC 15.

Timeout at 04:55.

Los Angeles Chargers at 4:55

1-10-LAC 30 (4:55) (Shotgun) G.Edwards left guard to LAC 33 for 3 yards (J.Jewell).

2-7-LAC 33 (4:15) (Shotgun) J.Herbert pass short middle to W.Dissly to LAC 40 for 7 yards (J.Jewell). P5

1-10-LAC 40 (3:34) G.Edwards right guard to LAC 46 for 6 yards (J.Clowney, L.Ray).

2-4-LAC 46 (2:52) (Shotgun) J.Dobbins right guard to LAC 49 for 3 yards (J.Fuller).

3-1-LAC 49 (2:10) (Shotgun) G.Edwards right guard to LAC 49 for no gain (J.Horn, J.Jewell).

4-1-LAC 49 (1:24) J.Scott punts 38 yards to CAR 13, Center-J.Harris, out of bounds.

Timeout at 01:16.

Carolina Panthers at 1:16

1-10-CAR 13 (1:16) (Shotgun) M.Sanders up the middle to CAR 15 for 2 yards (D.Henley; O.Ogbonnia).

2-8-CAR 15 (:35) (Shotgun) M.Sanders right tackle to CAR 19 for 4 yards (J.Colson, D.Henley).

Los Angeles Chargers vs Carolina Panthers at Bank of America Stadium

END OF QUARTER

	Time	First Downs				Efficiencies		
Score	Poss	R	P	X	T	3 Down	4 Down	
Los Angeles Chargers	6	9:30	1	3	1	5	2/3	0/0
Carolina Panthers	0	5:30	0	0	0	0	0/2	0/0

Second Quarter

9/15/2024

Play By Play

Carolina Panthers continued.

- 3-4-CAR 19 (15:00) (Shotgun) B.Young pass short left to M.Sanders to CAR 17 for -2 yards (K.Fulton).
- 4-6-CAR 17 (14:32) J.Hekker punts 47 yards to LAC 36, Center-J.Jansen. D.Davis to CAR 49 for 15 yards (D.Moore).

Los Angeles Chargers at 14:20

- 1-10-CAR 49 (14:20) (Shotgun) J.Herbert pass short middle to W.Dissly to CAR 42 for 7 yards (S.Thompson).
- 2-3-CAR 42 (13:45) (Shotgun) J.Dobbins left end to CAR 44 for -2 yards (T.Hill).
- 3-5-CAR 44 (13:00) (Shotgun) J.Herbert pass incomplete deep right to L.McConkey.
- 4-5-CAR 44 (12:54) J.Scott punts 44 yards to end zone, Center-J.Harris, Touchback.

Timeout at 12:45.

Carolina Panthers at 12:45

- 1-10-CAR 20 (12:45) (Shotgun) B.Young pass short right to T.Tremble to CAR 24 for 4 yards (D.Henley, D.Perryman).
- 2-6-CAR 24 (12:08) (Shotgun) B.Young pass short right to Dio.Johnson to CAR 28 for 4 yards (D.Henley).
- 3-2-CAR 28 (11:25) (Shotgun) *PENALTY on CAR-J.Sanders, False Start, 5 yards, enforced at CAR 28 - No Play.*
- 3-7-CAR 23 (11:01) (Shotgun) B.Young pass short left to J.Sanders to CAR 25 for 2 yards (J.Taylor, E.Molden).
- 4-5-CAR 25 (10:24) J.Hekker punts 40 yards to LAC 35, Center-J.Jansen, out of bounds.

Timeout at 10:17.

Los Angeles Chargers at 10:17

- 1-10-LAC 35 (10:17) (Shotgun) J.Dobbins left guard to LAC 44 for 9 yards (T.Hill; S.Thompson).
- 2-1-LAC 44 (9:39) J.Dobbins left end to LAC 44 for no gain (J.Jewell, S.Thompson).
- 3-1-LAC 44 (9:07) (Shotgun) J.Dobbins left guard to CAR 49 for 7 yards (N.Thurman, S.Tuttle) R6
- 1-10-CAR 49 (8:23) (Shotgun) J.Herbert scrambles up the middle to CAR 41 for 8 yards (J.Jewell).
- 2-2-CAR 41 (7:43) G.Edwards up the middle to CAR 37 for 4 yards (J.Fuller) R7
- 1-10-CAR 37 (7:16) G.Edwards left end to CAR 31 for 6 yards (J.Jewell).
- 2-4-CAR 31 (6:36) (Shotgun) J.Dobbins left guard to CAR 25 for 6 yards (S.Thompson; M.Jackson) R8
- 1-10-CAR 25 (5:54) J.Herbert pass incomplete deep right to H.Hurst. X9
PENALTY on CAR-Dj.Johnson, Illegal Use of Hands, 5 yards, enforced at CAR 25 - No Play.
- 1-10-CAR 20 (5:48) (Shotgun) J.Herbert right end to CAR 7 for 13 yards (J.Fuller; X.Woods) R10
- 1-7-CAR 7 (5:10) G.Edwards right guard to CAR 5 for 2 yards (J.Horn; J.Jewell).
- 2-5-CAR 5 (4:28) J.Herbert pass incomplete short middle (N.Thurman).
- 3-5-CAR 5 (4:21) (Shotgun) **J.Herbert pass short right to Q.Johnston for 5 yards, TOUCHDOWN.** P11
C.Dicker extra point is GOOD, Center-J.Harris, Holder-J.Scott.

Timeout at 04:16.

LAC 13 CAR 0, 11 plays, 65 yards, 1 penalty, 6:01 drive, 10:44 elapsed

C.Dicker kicks 64 yards from LAC 35 to CAR 1. R.Blackshear to CAR 32 for 31 yards (S.Quarterman).

Carolina Panthers at 4:16, (1st play from scrimmage 4:08)

- 1-10-CAR 32 (4:08) C.Hubbard left guard to CAR 43 for 11 yards (D.James) R1
- 1-10-CAR 43 (3:30) (Shotgun) B.Young pass short middle intended for Dio.Johnson INTERCEPTED by E.Molden at LAC 45. E.Molden to LAC 48 for 3 yards (Dio.Johnson).

Timeout at 03:27.

Los Angeles Chargers at 3:27

- 1-10-LAC 48 (3:27) (Shotgun) J.Herbert pass short right to J.Palmer to CAR 44 for 8 yards (J.Horn).
- 2-2-CAR 44 (2:50) G.Edwards left end to CAR 43 for 1 yard (S.Thompson, T.Hill).
- 3-1-CAR 43 (2:11) **J.Dobbins left end for 43 yards, TOUCHDOWN.** R12
C.Dicker extra point is GOOD, Center-J.Harris, Holder-J.Scott.

Timeout at 02:01.

LAC 20 CAR 0, 3 plays, 52 yards, 1:26 drive, 12:59 elapsed

C.Dicker kicks 64 yards from LAC 35 to CAR 1. R.Blackshear to CAR 22 for 21 yards (E.Molden).

Two-Minute Warning

Carolina Panthers at 2:01, (1st play from scrimmage 1:58)

- 1-10-CAR 22 (1:58) (Shotgun) C.Hubbard left tackle to CAR 30 for 8 yards (E.Molden; D.Perryman).
- 2-2-CAR 30 (1:37) (No Huddle, Shotgun) C.Hubbard up the middle to CAR 35 for 5 yards (D.Perryman, P.Ford) R2

Los Angeles Chargers vs Carolina Panthers at Bank of America Stadium

- 1-10-CAR 35 (1:14) (No Huddle, Shotgun) B.Young pass short right to C.Hubbard to CAR 36 for 1 yard (D.Perryman).
- 2-9-CAR 36 (:44) (No Huddle, Shotgun) B.Young pass short middle to C.Hubbard to CAR 44 for 8 yards (D.Perryman).
PENALTY on CAR-I.Ekwonu, Offensive Holding, 10 yards, enforced at CAR 36 - No Play.
- 2-19-CAR 26 (:39) (Shotgun) B.Young pass short left to Dio.Johnson to CAR 30 for 4 yards (E.Molden).
Timeout #1 by CAR at 00:33.
- 3-15-CAR 30 (:33) (Shotgun) B.Young pass short left to M.Sanders to CAR 35 for 5 yards (D.Henley, K.Mack).
Timeout #1 by LAC at 00:25.
- 4-10-CAR 35 (:25) J.Hekker punts 64 yards to LAC 1, Center-J.Jansen, downed by CAR-D.Moore.

Los Angeles Chargers at 0:15

- 1-10-LAC 1 (:15) J.Herbert up the middle to LAC 2 for 1 yard (A.Robinson).

END OF QUARTER

	Score	Time Poss	First Downs				Efficiencies	
			R	P	X	T	3 Down	4 Down
Los Angeles Chargers	20	9:17	5	1	1	7	3/4	0/0
Carolina Panthers	0	5:43	2	0	0	2	0/3	0/0

Third Quarter

9/15/2024

Play By Play

CAR elects to Receive, and LAC elects to defend the East goal.

C.Dicker kicks 36 yards from LAC 35 to CAR 29, short of landing zone.

PENALTY on LAC-C.Dicker, Kickoff Short of Landing Zone, placed at CAR 40.

Carolina Panthers at 15:00

1-10-CAR 40 (15:00) (Shotgun) B.Young pass short right to T.Tremble pushed ob at LAC 48 for 12 yards (D.James). P3

1-10-LAC 48 (14:28) C.Hubbard left tackle pushed ob at LAC 25 for 23 yards (D.James). R4

1-10-LAC 25 (13:46) C.Hubbard up the middle to LAC 21 for 4 yards (D.Henley; O.Ogbonnia).

2-6-LAC 21 (13:08) (Shotgun) C.Hubbard left tackle to LAC 20 for 1 yard (B.Dupree; T.Tart).

3-5-LAC 20 (12:26) (Shotgun) B.Young pass incomplete short left to Dio.Johnson.

4-5-LAC 20 (12:22) **E.Pineiro 38 yard field goal is GOOD, Center-J.Jansen, Holder-J.Hekker.**

Timeout at 12:18.

LAC 20 CAR 3, 6 plays, 40 yards, 2:42 drive, 2:42 elapsed

Los Angeles Chargers

** Injury Update: LAC-J.Colson return is Questionable.

E.Pineiro kicks 65 yards from CAR 35 to end zone, Touchback to the LAC 30.

PENALTY on CAR-N.Scott, Illegal Formation, 5 yards, enforced at LAC 30.

Los Angeles Chargers at 12:18

1-10-LAC 35 (12:18) J.Dobbins left guard to 50 for 15 yards (A.Robinson). R13

1-10-50 (11:35) (Shotgun) J.Dobbins left guard to CAR 36 for 14 yards (J.Horn, X.Woods). R14

1-10-CAR 36 (10:57) G.Edwards right tackle to CAR 33 for 3 yards (J.Jewell, J.Fuller).

2-7-CAR 33 (10:20) J.Herbert pass short left to H.Hurst to CAR 28 for 5 yards (J.Horn).

3-2-CAR 28 (9:48) G.Edwards left end to CAR 28 for no gain (J.Jewell).

4-2-CAR 28 (9:07) **C.Dicker 46 yard field goal is GOOD, Center-J.Harris, Holder-J.Scott.**

Timeout at 09:03.

LAC 23 CAR 3, 6 plays, 37 yards, 3:15 drive, 5:57 elapsed

C.Dicker kicks 65 yards from LAC 35 to end zone, Touchback to the CAR 30.

Carolina Panthers at 9:03

1-10-CAR 30 (9:03) (Shotgun) C.Hubbard right guard to CAR 33 for 3 yards (D.Perryman).

2-7-CAR 33 (8:27) B.Young pass incomplete short left to Dio.Johnson.

3-7-CAR 33 (8:22) (Shotgun) B.Young sacked at CAR 25 for -8 yards (J.Bosa).

4-15-CAR 25 (7:39) J.Hekker punts 45 yards to LAC 30, Center-J.Jansen, fair catch by D.Davis.

Timeout at 07:31.

Los Angeles Chargers at 7:31

1-10-LAC 30 (7:31) J.Dobbins left tackle to LAC 34 for 4 yards (S.Thompson).

2-6-LAC 34 (6:52) J.Herbert pass short middle to W.Dissly to LAC 49 for 15 yards (X.Woods, J.Clowney). P15

1-10-LAC 49 (6:05) (Shotgun) J.Herbert pass short right to J.Palmer pushed ob at CAR 40 for 11 yards (M.Jackson). P16

1-10-CAR 40 (5:30) G.Edwards up the middle to CAR 36 for 4 yards (J.Clowney).

2-6-CAR 36 (4:54) G.Edwards left tackle to CAR 34 for 2 yards (Dj.Johnson; S.Thompson).

3-4-CAR 34 (4:13) (Shotgun) J.Herbert pass short right to Q.Johnston to CAR 25 for 9 yards (S.Thompson). P17

1-10-CAR 25 (3:25) (Shotgun) J.Herbert pass short right to J.Dobbins to CAR 25 for no gain (S.Thompson).

2-10-CAR 25 (2:43) (Shotgun) G.Edwards right tackle to CAR 19 for 6 yards (J.Fuller).

3-4-CAR 19 (2:03) (Shotgun) J.Herbert sacked at CAR 20 for -1 yards (sack split by J.Peevy and Dj.Johnson). FUMBLES (J.Peevy) [Dj.Johnson], touched at CAR 18, RECOVERED by CAR-J.Jewell at CAR 17.

Timeout at 01:57.

Carolina Panthers at 1:57

1-10-CAR 17 (1:57) M.Sanders left end to CAR 15 for -2 yards (D.Henley).

2-12-CAR 15 (1:20) (Shotgun) M.Sanders left guard to CAR 18 for 3 yards (D.Henley).

3-9-CAR 18 (:40) (Shotgun) B.Young pass short middle to T.Tremble to CAR 25 for 7 yards (A.Finley; D.Henley).

Timeout #1 by LAC at 00:09.

4-2-CAR 25 (:09) J.Hekker punts 50 yards to LAC 25, Center-J.Jansen, fair catch by D.Davis.

Los Angeles Chargers at 0:02

Los Angeles Chargers vs Carolina Panthers at Bank of America Stadium

1-10-LAC 25 (:02) (Shotgun) G.Edwards right tackle to LAC 29 for 4 yards (S.Thompson; J.Clowney).

END OF QUARTER

	Score	Time Poss	First Downs				Efficiencies	
			R	P	X	T	3 Down	4 Down
Los Angeles Chargers	23	8:51	2	3	0	5	1/3	0/0
Carolina Panthers	3	6:09	1	1	0	2	0/3	0/0

Fourth Quarter

9/15/2024

Play By Play

Los Angeles Chargers continued.

- 2-6-LAC 29 (15:00) (Shotgun) J.Herbert pass incomplete short right to H.Hurst.
- 3-6-LAC 29 (14:57) (Shotgun) J.Herbert pass short middle to L.McConkey to LAC 44 for 15 yards (X.Woods). P18
- PENALTY on CAR-T.Hill, Face Mask, 15 yards, enforced at LAC 44.* X19
- 1-10-CAR 41 (14:37) J.Dobbins left guard to CAR 34 for 7 yards (S.Thompson).
- Timeout #2 by LAC at 13:53.
- 2-3-CAR 34 (13:53) J.Dobbins right end to CAR 34 for no gain (A.Robinson).
- 3-3-CAR 34 (13:15) (Shotgun) J.Dobbins up the middle to CAR 28 for 6 yards (A.Robinson). R20
- 1-10-CAR 28 (12:35) G.Edwards left guard to CAR 27 for 1 yard (J.Clowney).
- 2-9-CAR 27 (11:57) G.Edwards right end to CAR 23 for 4 yards (J.Clowney; J.Horn).
- 3-5-CAR 23 (11:11) (Shotgun) J.Herbert pass incomplete deep left to Q.Johnston.
- 4-5-CAR 23 **(11:06) C.Dicker 42 yard field goal is GOOD, Center-J.Harris, Holder-J.Scott.**

Timeout at 11:02.

LAC 26 CAR 3, 10 plays, 52 yards, 1 penalty, 4:00 drive, 3:58 elapsed

C.Dicker kicks 67 yards from LAC 35 to CAR -2. R.Blackshear to CAR 27 for 29 yards (D.Henley, D.Leonard).

Carolina Panthers at 11:02, (1st play from scrimmage 10:55)

- 1-10-CAR 27 (10:55) (Shotgun) B.Young pass short middle to A.Thielen to CAR 37 for 10 yards (J.Taylor). P5
- 1-10-CAR 37 (10:28) (No Huddle, Shotgun) B.Young pass short right to M.Sanders to CAR 39 for 2 yards (D.James; J.Taylor).
- 2-8-CAR 39 (10:01) (No Huddle, Shotgun) M.Sanders right end to CAR 45 for 6 yards (T.Tuipulotu; D.James).
- 3-2-CAR 45 (9:32) (No Huddle, Shotgun) B.Young pass incomplete short left to A.Thielen. LAC-K.Fulton was injured during the play.

Timeout at 09:29.

- 4-2-CAR 45 (9:29) (Shotgun) B.Young pass short right to Dio.Johnson to LAC 48 for 7 yards (A.Samuel). P6
- 1-10-LAC 48 (9:04) (No Huddle, Shotgun) B.Young scrambles left end pushed ob at LAC 42 for 6 yards (J.Taylor). **** Injury Update: LAC-K.Fulton has returned to the game.**
- 2-4-LAC 42 (8:22) (Shotgun) M.Sanders left guard to LAC 40 for 2 yards (B.Dupree).
- 3-2-LAC 40 (7:45) (Shotgun) M.Sanders right guard to LAC 35 for 5 yards (K.Mack). R7
- 1-10-LAC 35 (7:19) (No Huddle, Shotgun) B.Young pass incomplete short right.
- PENALTY on CAR-I.Ekwonu, Face Mask, 15 yards, enforced at LAC 35 - No Play.*
- 1-25-50 (7:11) (Shotgun) B.Young pass short right to C.Hubbard to LAC 48 for 2 yards (T.Tart).
- 2-23-LAC 48 (6:40) (No Huddle, Shotgun) B.Young pass short middle to C.Hubbard to LAC 43 for 5 yards (E.Molden).
- 3-18-LAC 43 (6:02) (Shotgun) B.Young pass incomplete short right to D.Moore (A.Samuel).
- 4-18-LAC 43 (5:59) (Shotgun) B.Young pass short middle to A.Thielen to LAC 33 for 10 yards (E.Molden).

Los Angeles Chargers at 5:52

- 1-10-LAC 33 (5:52) G.Edwards left tackle to LAC 38 for 5 yards (L.Ray).
- 2-5-LAC 38 (5:10) (Shotgun) G.Edwards up the middle to LAC 41 for 3 yards (Dj.Johnson).
- Timeout #1 by CAR at 05:03.
- 3-2-LAC 41 (5:03) (Shotgun) H.Haskins left guard to LAC 46 for 5 yards (N.Thurman; J.Jewell). R21
- 1-10-LAC 46 (4:20) (Shotgun) H.Haskins left tackle to LAC 47 for 1 yard (S.Thompson).
- Timeout #2 by CAR at 04:15.
- 2-9-LAC 47 (4:15) Q.Johnston left end ran ob at CAR 40 for 13 yards (X.Woods; J.Fuller).
- PENALTY on LAC-H.Hurst, Offensive Holding, 10 yards, enforced at LAC 47 - No Play.*
- 2-19-LAC 37 (4:09) H.Haskins up the middle to LAC 42 for 5 yards (N.Thurman; S.Tuttle).
- Timeout #3 by CAR at 04:03.
- 3-14-LAC 42 (4:03) (Shotgun) J.Herbert pass short left to Q.Johnston to LAC 47 for 5 yards (M.Jackson; Dj.Johnson).
- 4-9-LAC 47 (3:19) J.Scott punts 47 yards to CAR 6, Center-J.Harris. R.Blackshear to CAR 19 for 13 yards (D.Leonard).

Carolina Panthers at 3:09

- 1-10-CAR 19 (3:09) (Shotgun) B.Young pass short right to J.Mingo to CAR 20 for 1 yard (C.Hart).
- 2-9-CAR 20 (2:42) (No Huddle, Shotgun) B.Young pass short left to J.Sanders to CAR 26 for 6 yards (D.Leonard).
- 3-3-CAR 26 (2:08) (No Huddle, Shotgun) B.Young pass incomplete short left to J.Mingo (D.Leonard).
- 4-3-CAR 26 (2:04) (Shotgun) B.Young pass incomplete short middle to C.Hubbard (S.Matlock).

Two-Minute Warning

Los Angeles Chargers vs Carolina Panthers at Bank of America Stadium

Los Angeles Chargers at 1:59

1-10-CAR 26 (1:59) J.Herbert kneels to CAR 27 for -1 yards.

2-11-CAR 27 (1:16) J.Herbert kneels to CAR 29 for -2 yards.

3-13-CAR 29 (:38) J.Herbert kneels to CAR 30 for -1 yards.

END OF QUARTER

	Score	Time Poss	First Downs				Efficiencies	
			R	P	X	T	3 Down	4 Down
Los Angeles Chargers	26	8:40	2	1	1	4	3/6	0/0
Carolina Panthers	3	6:20	1	2	0	3	1/4	1/3

Miscellaneous Statistics Report

Los Angeles Chargers vs Carolina Panthers
9/15/2024 at Bank of America Stadium

Ten Longest Plays for Los Angeles Chargers

Yards	Qtr	Play Start	Play Description
43	2	3-1-CAR 43	(2:11) J.Dobbins left end for 43 yards, TOUCHDOWN.
30	4	3-6-LAC 29	(14:57) (Shotgun) J.Herbert pass short middle to L.McConkey to LAC 44 for 15 yards (X.Woods). PENALTY on CAR-T.Hill, Face Mask, 15 yards, enforced at LAC 44.
29	1	3-10-CAR 29	(9:26) (Shotgun) J.Herbert pass deep left to Q.Johnston for 29 yards, TOUCHDOWN.
15	3	1-10-LAC 35	(12:18) J.Dobbins left guard to 50 for 15 yards (A.Robinson).
15	3	2-6-LAC 34	(6:52) J.Herbert pass short middle to W.Dissly to LAC 49 for 15 yards (X.Woods, J.Clowney).
14	3	1-10-50	(11:35) (Shotgun) J.Dobbins left guard to CAR 36 for 14 yards (J.Horn, X.Woods).
13	2	1-10-CAR 20	(5:48) (Shotgun) J.Herbert right end to CAR 7 for 13 yards (J.Fuller; X.Woods).
11	1	3-2-LAC 41	(13:35) (Shotgun) J.Dobbins right tackle to CAR 48 for 11 yards (J.Fuller, X.Woods).
11	1	2-10-CAR 40	(11:24) (Shotgun) J.Herbert pass short middle to L.McConkey to CAR 29 for 11 yards (T.Hill).
11	3	1-10-LAC 49	(6:05) (Shotgun) J.Herbert pass short right to J.Palmer pushed ob at CAR 40 for 11 yards (M.Jackson).

Ten Longest Plays for Carolina Panthers

Yards	Qtr	Play Start	Play Description
23	3	1-10-LAC 48	(14:28) C.Hubbard left tackle pushed ob at LAC 25 for 23 yards (D.James).
12	3	1-10-CAR 40	(15:00) (Shotgun) B.Young pass short right to T.Tremble pushed ob at LAC 48 for 12 yards (D.James).
11	2	1-10-CAR 32	(4:08) C.Hubbard left guard to CAR 43 for 11 yards (D.James).
10	4	1-10-CAR 27	(10:55) (Shotgun) B.Young pass short middle to A.Thielen to CAR 37 for 10 yards (J.Taylor).
8	2	1-10-CAR 22	(1:58) (Shotgun) C.Hubbard left tackle to CAR 30 for 8 yards (E.Molden; D.Perryman).
7	3	3-9-CAR 18	(:40) (Shotgun) B.Young pass short middle to T.Tremble to CAR 25 for 7 yards (A.Finley; D.Henley).
7	4	4-2-CAR 45	(9:29) (Shotgun) B.Young pass short right to Dio.Johnson to LAC 48 for 7 yards (A.Samuel).
6	4	2-8-CAR 39	(10:01) (No Huddle, Shotgun) M.Sanders right end to CAR 45 for 6 yards (T.Tuipulotu; D.James).
6	4	1-10-LAC 48	(9:04) (No Huddle, Shotgun) B.Young scrambles left end pushed ob at LAC 42 for 6 yards (J.Taylor). ** Injury Update: LAC-
6	4	2-9-CAR 20	(2:42) (No Huddle, Shotgun) B.Young pass short left to J.Sanders to CAR 26 for 6 yards (D.Leonard).

Touchdown Scoring Information

		Offense	Defense	Special Teams
VISITOR	Los Angeles Chargers	3	0	0
HOME	Carolina Panthers	0	0	0

Player Scoring Information

Club	Player	TD	Rush TD	Rec TD	KO TD	Punt TD	Int TD	Fum TD	Misc TD	FG	XP	2Pt Rush	2Pt Rec	Sfty	Points
LAC	Q.Johnston	0	0	2	0	0	0	0	0	0	0	0	0	0	12
LAC	C.Dicker	0	0	0	0	0	0	0	0	2	2	0	0	0	8
LAC	J.Dobbins	0	1	0	0	0	0	0	0	0	0	0	0	0	6
CAR	E.Pineiro	0	0	0	0	0	0	0	0	1	0	0	0	0	3

Possession Detail

	First Half		Second Half		Game	
	Visitor	Home	Visitor	Home	Visitor	Home
Largest Lead	20	0	23	0	23	0
Drives Leading	6	0	5	0	11	0
Time of Possession Leading	13:07	0:00	17:31	0:00	30:38	0:00
Largest Deficit	0	-20	0	-23	0	-23
Drives Trailing	0	6	0	5	0	11
Time of Possession Trailing	0:00	11:13	0:00	12:29	0:00	23:42
Times Score Tied Up		0		0		0
Lead Changes		1		0		1

Playtime Percentage

Percent of playtime per player on offense, defense and special teams (Unofficial)

Los Angeles Chargers

Carolina Panthers

		Offense	Defense	Special Teams				Offense	Defense	Special Teams			
J.Alt	T	69	100%	5	21%	D.Lewis	G	48	100%	1	4%		
R.Slater	T	69	100%	5	21%	I.Ekwonu	T	48	100%	1	4%		
T.Pipkins	T	69	100%	5	21%	R.Hunt	G	48	100%	1	4%		
Z.Johnson	G	69	100%	5	21%	T.Moton	T	48	100%	1	4%		
J.Herbert	QB	69	100%			A.Corbett	C	48	100%				
B.Bozeman	C	69	100%			B.Young	QB	48	100%				
Q.Johnston	WR	48	70%			A.Thielen	WR	45	94%				
H.Hurst	TE	38	55%			Dio.Johnson	WR	45	94%				
W.Dissly	TE	35	51%			J.Mingo	WR	30	62%	6	25%		
L.McConkey	WR	34	49%			C.Hubbard	RB	28	58%				
G.Edwards	RB	33	48%			J.Sanders	TE	24	50%	7	29%		
J.Dobbins	RB	32	46%			T.Tremble	TE	22	46%				
J.Palmer	WR	30	43%			X.Legette	WR	20	42%	6	25%		
S.Matlock	FB	29	42%	8	17%	M.Sanders	RB	20	42%				
S.Fehoko	WR	28	41%			J.Matthews	TE	4	8%	13	54%		
E.Tomlinson	TE	15	22%			D.Moore	WR	2	4%	9	38%		
D.Davis	WR	14	20%			J.Horn	CB		69	100%	5	21%	
H.Haskins	RB	5	7%			M.Jackson	CB		69	100%	5	21%	
S.Smartt	TE	4	6%			S.Thompson	LB		69	100%	5	21%	
E.Molden	CB		48	100%	9	38%	X.Woods	FS		69	100%		
A.Samuel	CB		44	92%	3	12%	J.Jewell	LB		69	100%		
D.James	LB		44	92%	2	8%	J.Fuller	FS		69	100%		
D.Henley	LB		43	90%	11	46%	A.Robinson	DE		41	59%	6	25%
K.Fulton	CB		43	90%	1	4%	N.Thurman	DT		40	58%	4	17%
J.Taylor	CB		41	85%	5	21%	S.Tuttle	DT		40	58%	1	4%
K.Mack	DE		32	67%			J.Clowney	LB		40	58%		
T.Tuipulotu	DE		31	65%	14	58%	Dj.Johnson	LB		38	55%		
B.Dupree	LB		31	65%	3	12%	C.Harris	DE		34	49%	7	29%
D.Perryman	LB		31	65%	2	8%	L.Ray	DE		32	46%	5	21%
O.Ogbonnia	DT		23	48%			J.Peevy	DT		27	39%	7	29%
M.Fox	DT		22	46%	3	12%	T.Hill	CB		27	39%		
P.Ford	DE		19	40%	1	4%	E.Leota	LB		26	38%	10	42%
J.Bosa	DE		14	29%			L.Johnson	FS			23	96%	
T.Tart	DT		14	29%			N.Scott	SS			21	88%	
A.Finley	FS		12	25%	16	67%	T.Wallace	LB			18	75%	
J.Colson	LB		7	15%	2	8%	J.Rhattigan	LB			18	75%	
T.Jefferson	SS		7	15%			F.Franks	TE			18	75%	
T.Dye	LB		5	10%	18	75%	C.Chernelus	LB			18	75%	
D.Leonard	CB		5	10%	18	75%	J.Robinson	SS			10	42%	
C.Hart	CB		4	8%	16	67%	R.Blackshear	RB			9	38%	
S.Quarterman	LB				17	71%	J.Hekker	P			8	33%	
C.Dicker	K				11	46%	J.Jansen	LS			8	33%	
J.Harris	LS				8	33%	T.Castro-Fields	CB			5	21%	
J.Scott	P				8	33%	E.Pineiro	K			3	12%	
J.Salyer	G				5	21%							

B.Jaimes	G	5	21%	C.Zavala	G	1	4%
				B.Christensen	G	1	4%
				Y.Nijman	T	1	4%