



Mark Dalton - Sr. Vice President, Media Relations | Chris Melvin - Sr. Director, Media Relations | Mike Helm - Sr. Manager, Media Relations
Clint Cohen - Coordinator, Corporate & Football Communications | Jocelyn Jones - Media Relations Coordinator | Maggie McBride - Media Relations Assistant



LOS ANGELES CHARGERS (3-2) VS. ARIZONA CARDINALS (2-4) State Farm Stadium | October 21, 2024 | 6:00 PM



THIS WEEK'S PREVIEW

Arizona's lone home game in the month of October takes place in Week 7 as the Cardinals host the Los Angeles Chargers on Monday Night Football at State Farm Stadium.

The primetime matchup can be seen on the ESPN+ streaming service and will also air live locally on FOX 10.

Monday's game marks the 16th all-time meeting between the Cardinals and Chargers and the third to take place in primetime. The previous two primetime matchups also came on MNF, with the teams splitting them: Arizona earned an 18-17 win on MNF in 2014 and the Chargers won 20-17 in 1971.



After hosting the Chargers just once in its first 16 seasons at State Farm Stadium, Arizona will host Los Angeles for the second time (2022) in three seasons. Currently, only three teams - Jaguars, Jets and Titans (each w/ 1) - have played in fewer regular season games at State Farm Stadium.

The two matchups that occurred between the Cardinals and Chargers at State Farm Stadium were both decided by a single point in 4th quarter comebacks. In 2014, the Cardinals trailed 17-12 before a 13-yard Carson Palmer TD pass with just over two minutes remaining gave Arizona an 18-17 win. In 2022, the Cardinals led 24-17 late before the Chargers scored a TD and successfully converted a two-point attempt with 15 seconds remaining for a 25-24 win.

For the Cardinals, Monday is a crucial contest as the team looks to keep pace in the NFC West. Arizona - which is 2-0 in division play this season - enters Week 7 just one game back of the Seahawks and 49ers.

This week's game marks the Cardinals first time facing Chargers first-year head coach Jim Harbaugh since his days at the helm of the division-rival 49ers. Arizona faced Harbaugh eight times in his four seasons (2011-14) as the head coach in San Francisco.

Next week the Cardinals are back on the road as they head to Miami to take on the Dolphins in Arizona's first visit to Hard Rock Stadium since 2016. The Cardinals will be looking for their first road win vs. the Dolphins since 2004. The Chargers return home to SoFi Stadium to take on the New Orleans Saints.

GAME RELEASE INDEX

Page	Contents
2	Cardinals Return to MNF / Cards-Chargers Connections
3	By The Numbers / What to Look For / Week 7 NFL Schedule
4-7	2024 Season Highlights / Girls Flag Football Goes Live
8	19 th Season at State Farm Stadium / New Seating Options
9	New Faces / Roster Notes / Team Captains
10	Cardinals 2024 Draft Class Highlights
11	Jonathan Gannon & Coordinators
12	Michael Bidwill / Monti Ossenfort
13-14	Kyler Murray Highlights
15-16	James Conner Highlights
17	Trey McBride Highlights
18	Greg Dortch / Michael Wilson / Blake Gillikin
19	Budda Baker Highlights
20	Jalen Thompson / Kyzir White
21-57	2024 Rosters / Depth Chart / 2024 Season Stats / NFL Standings

ARIZONA CARDINALS - 2024 SCHEDULE

Date	Opponent	Regular Season Location	AZ Time
Sep. 8	@ Buffalo	Highmark Stadium	L, 28-34
Sep. 15	L.A. RAMS	State Farm Stadium	W, 41-10
Sep. 22	DETROIT	State Farm Stadium	L, 13-20
Sep. 29	WASHINGTON	State Farm Stadium	L, 14-42
Oct. 6	@ San Francisco	Levi's Stadium	W, 24-23
Oct. 13	@ Green Bay	Lambeau Field	L, 13-34
Oct. 21	L.A. CHARGERS^	State Farm Stadium	6:00 PM
Oct. 27	@ Miami	Hard Rock Stadium	10:00 AM
Nov. 3	CHICAGO*	State Farm Stadium	2:05 PM
Nov. 10	N.Y. JETS*	State Farm Stadium	2:25 PM
	- BYE -		
Nov. 24	@ Seattle*	Lumen Field	2:25 PM
Dec. 1	@ Minnesota*	U.S. Bank Stadium	11:00 AM
Dec. 8	SEATTLE*	State Farm Stadium	2:05 PM
Dec. 15	NEW ENGLAND*	State Farm Stadium	2:25 PM
Dec. 22	@ Carolina*	Bank of America Stadium	11:00 AM
Dec. 28/29	@ L.A. Rams*	SoFi Stadium	TBD
Jan. 4/5	SAN FRANCISCO*	State Farm Stadium	TBD

^ MNF on ESPN+

* Subject to flexible scheduling decisions

THIS WEEK'S HIGHLIGHTS

- The Cardinals are on Monday Night Football for the first time since 2022 when they host the Los Angeles Chargers at State Farm Stadium.
- This week's game marks Arizona's 31st appearance on Monday Night Football and its 18th appearance dating back to 1988.
- Of the 52 players on the Cardinals active roster, 20 could potentially make their primetime debut on MNF vs. the Chargers.
- The Cardinals and Chargers last met in 2022 at State Farm Stadium. It was a thrilling back-and-forth contest that featured five lead changes as the Chargers ultimately won (25-24) on a two-point conversion with 15 seconds remaining.
- In that 2022 matchup, Cardinals QB **Kyler Murray** and Chargers signal-caller **Justin Herbert** combined for 559 total yards (465 passing; 94 rushing) and six total TDs (5 passing, 1 rushing).
- After throwing for 214 yards last week in Green Bay, **Murray** (16,833) passed Carson Palmer (16,782) for fourth place on the Cards all-time passing yardage list.
- In six career starts on MNF, RB **James Conner** has 585 yards (354 rushing; 231 receiving) and 6 TDs (5 rushing; 1 receiving). In three MNF starts with the Cardinals, he has 293 total yards and 4 TDs.
- LB **Kyzir White** played his first four seasons (2018-21) with the Chargers, who selected him in the fourth round (119th overall) of the 2018 NFL Draft. He appeared in two MNF games with L.A., the last of which (in 2020 vs. the Saints) resulted in a career-high 15 tackles.

BROADCAST INFORMATION

Television: ESPN+ (locally on FOX 10) / Play-By-Play: Chris Fowler Analyst: Dan Orlovsky Analyst: Louis Riddick Sideline: Laura Rutledge

National Radio: Westwood One / Play-By-Play: Kevin Kugler Analyst: Kurt Warner

Cardinals Radio: Arizona Sports 98.7 FM / Play-By-Play: Dave Pasch Analyst: Ron Wolfley Sideline: Paul Calvisi

Cardinals Spanish Radio: Fuego 106.7 FM / Play-By-Play: Luis Hernandez Analyst: Irving Villanueva



HOW TO WATCH ON MONDAY NIGHT

ESPN+ is ESPN's subscription streaming platform. It is available through the ESPN app on mobile devices and ESPN.com, as well as on major smart TV streaming platforms and many gaming consoles.



Monday's Cardinals-Chargers matchup will be broadcast by the ESPN crew of **Chris Fowler, Dan Orlovsky, Louis Riddick and Laura Rutledge.**

Monday Night Football with Peyton & Eli (ESPN+)

The contest between the Cardinals and Chargers will also featured on the ManningCast on ESPN+, hosted by **Peyton and Eli Manning** along with special guests.

Monday Night's game will also air locally on FOX 10.

CARDS RETURN TO MONDAY NIGHT FOOTBALL

The Cardinals return to Monday Night Football for the first time since 2022 when they host the Los Angeles Chargers at State Farm Stadium in Week 7.

The Cardinals and Chargers are meeting for just the third time in primetime, with all three matchups coming on Monday Night. The teams split the previous two meetings: Arizona earned an 18-17 win on MNF in 2014 and the Chargers won 20-17 in 1971.

This week's game vs. Los Angeles marks Arizona's 31st appearance on Monday Night Football dating back to 1970 and its 18th appearance dating back to 1988. It is the 15th time in 19 seasons the Cards have played on MNF.

Arizona is 4-4 in its last eight appearances on Monday Night. The Cardinals have as many wins in their last eight Monday Night appearances (4) as they had in their previous 20 (4).



CARDINALS TOP MNF PERFORMANCES

The Cardinals have played on Monday Night Football 30 times dating back to 1970. Some of the top MNF performances in franchise history have occurred in recent seasons.

A look at the Cardinals top individual performances on MNF:

Statistic	Total	Player	Date
Total Points	18 (2x) last	David Johnson	10/17/16 vs. NYJ
Total TDs	3 (2x) last	David Johnson	10/17/16 vs. NYJ
Longest TD	93t (KOR)	Terry Metcalf	10/13/75 @ Was
Rushing Yards	164	Kenyan Drake	10/19/20 @ Dal
Rushing TDs	3	David Johnson	10/17/16 vs. NYJ
Longest TD Run	69t	Kenyan Drake	10/19/20 @ Dal
Receiving Yards	172	Larry Centers	12/25/95 vs. Dal
Receptions	13	Larry Fitzgerald	9/25/17 vs. Dal
Receiving TDs	2 (2x) last	Christian Kirk	10/19/20 @ Dal
Longest TD Reception	80t	Christian Kirk	10/19/20 @ Dal
Passing Yards	383	Kyler Murray	12/13/21 vs. LAR
Passing TDs	3	Kurt Warner	11/10/08 vs. SF
Passer Rating	122.1	Carson Palmer	10/26/15 vs. Bal
Longest TD Pass	80t	Kyler Murray	10/19/20 @ Dal
Sacks	2.0 (3x) last	Haason Reddick	10/19/20 @ Dal
Interceptions	2 (2x) last	Lionel Washington	9/29/86 vs. Dal

2024 SEASON STATISTICS

Statistic	AZ	Rank	LAC	Rank
Points Scored/Game	22.2	17	18.2	26
Points Allowed/Game	27.2	t-27	13.2	1
TDs Scored	14	16	9	t-29
TDs Allowed	19	t-29	7	1
Rushing TDs	4	t-19	3	t-24
Passing TDs	8	t-15	6	t-19
Return TDs	2	t-1	0	t-18
Rushing TDs Allowed	8	t-27	2	t-2
Passing TDs Allowed	10	t-24	5	t-5
Return TDs Allowed	1	t-16	0	t-1
Sacked/Yards Lost	11/64	10	12/73	t-11
Fumbles/Lost	10/6	32	6/1	t-2
Field Goals Made	11/12	t-10	10/11	t-12
Total Yards/Game	332.2	15	281.0	28
Opp. Total Yards/Game	373.3	27	289.2	6
Rushing Yards/Game	145.2	7	127.8	10
Opp. Rushing Yards/Game	153.0	29	97.2	6
Passing Yards/Game	187.0	24	153.2	29
Opp. Passing Yards/Game	220.3	22	192.0	8
Turnover Ratio	Even	t-13	+7	t-3
Average Time of Possession	27:47	28	31:48	7

WHITE ON MNF VS. HIS FORMER TEAM

After playing on Monday Night Football twice as a member of the Chargers, LB **Kyzir White** will face his former team for the first time when Los Angeles visits State Farm Stadium.




White was selected by the Chargers in the fourth round (119th overall) of the 2018 NFL Draft and spent his first four seasons in Los Angeles. In his four seasons (2018-21) with the Chargers, White appeared in 47 games (37 starts) and totaled 278 tackles, 13 tackles for loss, four INTs, 10 passes defended and two forced fumbles.

In his final season with L.A. in 2021, he set career highs in games started (17), tackles (144), solo tackles (90), tackles for loss (7), INTs (2) and forced fumbles (2). He ranked third in the AFC in tackles that season and had seven double-digit tackle games, the most for a Chargers player in 13 years.

White's last MNF appearance with L.A. - in Week 5 of 2020 at New Orleans - resulted in a career-high 15 tackles.

JEFFERSON RETURNS TO STATE FARM STADIUM

Chargers S **Tony Jefferson** was signed by the Cardinals as a rookie free agent in 2013 and played four seasons (2013-16) with Arizona. He appeared in 63 regular season games (31 starts) and totaled 277 tackles, 20 tackles for loss, 12 QB hits, 5.0 sacks, two INTs (one returned 26 yards for a TD), 11 passes defended, six forced fumbles.



He also started all three postseason games played, with 15 tackles, two passes defended and two tackles for loss.

Jefferson has faced the Cardinals twice since leaving the team (in 2019 w/ Baltimore; in 2021 w/ San Francisco) but on Monday he will return to State Farm Stadium for the first time. It will be his 34th regular season game at the venue.

MORE CARDINALS-CHARGERS CONNECTIONS

CHARGERS CONNECTIONS

Cardinals Football Video Coordinator **Matthew LeValley** spent 20 seasons (2001-20) in the Chargers video department.

CARDINALS CONNECTIONS

Chargers Offensive Line coach **Mike Devlin** played center for the Cardinals for four seasons (1996-99), starting 27-of-57 games played with the team. He then went on to coach with Arizona from 2000-03, starting as an offensive quality control coach before moving up to assistant O-Line coach. His son, **Zach**, is an area scout in his eighth season for the Cardinals.

Chargers Sr. Offensive Assistant **Marc Trestman** was the Cardinals offensive coordinator/QBs coach for three seasons (1998-2000).

SOUTHERN CALIFORNIA CONNECTIONS

Cardinals LS **Aaron Brewer** (Fullerton), RB **Emari Demarcado** (Inglewood), S **Jalen Thompson** (Downey), and WR **Michael Wilson** (Simi Valley) all hail from Southern California.

Cardinals RB **Emari Demarcado** attended Downey (CA) High School, where he rushed for 1,508 yards and 16 TDs on 209 carries in his final two seasons. Downey HS is located just 15 miles east of SoFi Stadium.

Cardinals LB **Krys Barnes** played four seasons (2016-19) at UCLA, appearing in 43 games (31 starts) and recording 212 tackles, 21 tackles for loss, 5.0 sacks, a forced fumble, two INTs and 15 passes defended. Barnes hails from Bakersfield, CA and starred at Liberty High School, where he was ranked as the #9 LB in the country by ESPN as a senior in 2015.

Cardinals CB **Darren Hall** is a native of Pasadena, CA and starred at Rancho Cucamonga High School before going on to become a two-time All-Mountain West selection at San Diego State.

ARIZONA CONNECTIONS

Chargers WR **Brenden Rice** is a native of Chandler, AZ and attended Hamilton (Chandler, AZ) High School. A 2019 PrepStar All-West Region, MaxPreps first-team All-Arizona and Arizona Republic All-Arizona selection, he totaled 123 receptions for 2,139 yards and 27 TDs during his prep career. He also starred on Hamilton's basketball team and was a sprinter on the track team. Rice's stepfather, Rick Cunningham, played offensive line for the Cardinals for three seasons (1992-94), starting 32-of-35 games played.

Chargers Special Teams Coordinator **Ryan Ficken** played WR at Arizona State for two years (1998-99).

Chargers Asst. Special Teams coach **Chris Gould** played for the Arena Football League's Arizona Rattlers in 2012.

Chargers Running Backs coach **Kiel McDonald** was an offensive quality control graduate assistant at Arizona State in 2011.

BY THE NUMBERS

20

Players on the Cardinals active roster who could make their primetime debut on MNF vs. the Chargers. That is 38.5% of Arizona's roster.

6

Combined TDs for Cardinals QB Kyler Murray (2 passing; 1 rushing) and Chargers QB Justin Herbert (3 passing) in the first-ever meeting between the two in 2022. The duo also combined for 559 yards (465 passing; 94 rushing).

4

Rushing TDs for RB James Conner in his three starts on MNF since joining the Cardinals in 2021.

15

Tackles for LB Kyzir White in his final MNF appearance as a member of the Chargers. That remains a career high.

16,833

Career passing yards for Murray. Last week he passed Carson Palmer (16,782) for fourth place on the franchise all-time list for career passing yards.

102

Career TD passes for Murray. He needs just three more to tie Carson Palmer (105) for fourth place on the franchise all-time list for career TD passes.

5

Consecutive games in which Arizona scored a TD on its opening possession to start the season. The Cardinals became the first NFL team since at least 2001 to accomplish the feat.

60

Tackles for S Budda Baker in 2024. That is tied with Colts S Nick Cross for the most in the NFL among DBs. Baker has at least seven tackles in all six games this season, including three outings with 10+ tackles.

779

Career tackles for Baker. That total leads all NFL DBs dating back to his rookie season in 2017. It is over 60 more than any other DB in the league during that span.

145.2

Rushing yards per game for Arizona this season. That ranks seventh in the NFL.

5.31

Rushing average for the Cardinals in 2024 (871 yards on 164 carries). That ranks third in the NFL this season.

8

Runs of 20+ yards for the Cardinals this season. That is tied with Baltimore and Washington for the most in the NFL. Arizona led the league with 23 runs of 20+ yards in 2023.

32

Runs of 20+ yards for the Cardinals over the last two seasons (2023-24). That total leads the NFL.

2

Division wins for the Arizona in 2024. The Cardinals joins Falcons (3), Texans (2), Bills (2) and Chargers (2) as the only teams in the NFL with multiple division wins in 2024.

41

Total "big plays" (runs of 10+ yards and receptions of 20+ yards) for the Cardinals in 2024. Only seven teams have more.

14

Cardinals players who have missed at least one game due to injury this season, including eight players on the offensive and defensive lines.

4

TD receptions for rookie WR Marvin Harrison Jr. in 2024. That leads all rookies and is also tied for sixth overall in the NFL this season.

16

Passes defended for the Cardinals defense in the last three games. Dating back to Week 4, that is tied for ninth in the NFL. In that same span, Arizona is tied for third in the NFL with four INTs.

3

Cardinals LBs who have an INT this season (Mack Wilson Sr., Kyzir White and Dennis Gardeck). Arizona is the only team in the NFL in 2024 to have three different LBs each with an INT.

36

Total negative plays (25 rushing; 11 passing) for the Cardinals defense in 2024. That total is tied for eighth in the NFL this season.

17

Points for K Chad Ryland (5 FGs, 2 PATs) in his first two games played for the Cardinals. That includes a game-winning FG late in the fourth quarter of Arizona's Week 5 win at San Francisco.

WHAT TO LOOK FOR IN WEEK 7

WITH A WIN THIS WEEK...

- The Cardinals would have more wins in their last nine MNF appearances (5) than they had in their previous 20 (4).
- Combined with their Week 2 win vs. the Rams, the Cardinals would have wins vs. both L.A.-based teams in the same season for the first time.

MILESTONES WITHIN REACH

QB Kyler Murray

- With 3 passing TDs, Murray would tie Neil Lomax (15 times in 108) for the most games with 3+ passing TDs in franchise history.
- With 3 passing TDs, Murray would also tie Carson Palmer (105) for fourth place on the franchise all-time list for career passing TDs.

RB James Conner

- With a TD (of any kind), Conner would have seven TDs in seven career starts on Monday Night Football.
- With a rushing TD, Conner would have 33 rushing TDs since coming to Arizona in 2021. That would tie David Johnson and John David Crow for third place on the franchise all-time list for career rushing TDs.
- With 2 rushing TDs, Conner would have eight games with multiple rushing TDs as a member of the Cardinals. That would tie for the most such outings in franchise history.
- With 100+ rushing yards, Conner would have eight 100-yard outings as a member of the Cardinals. It would also mark his fifth 100-yard rushing performance in his last nine games.

WR Marvin Harrison Jr.

- With a TD reception, Harrison would become the first rookie in franchise history with at least five TD receptions in their first seven career games.
- With 2 TD receptions, Harrison would join Larry Fitzgerald (2 in 2004) and Anquan Boldin (2 in 2003) as the only rookies in team history with at least two TD receptions in multiple games in a season.
- With 100+ receiving yards, Harrison would become just the eighth rookie in franchise history with multiple 100-yard receiving games in a season and first since Anquan Boldin (5) in 2003.

S Budda Baker

- With 10+ tackles, Baker would have double-digit tackles in six of his last 10 games played.

NFL WEEK 7 SCHEDULE

Teams on bye: Bears, Cowboys

Thursday, October 17

Denver Broncos at New Orleans Saints - 5:15 PM (Prime Video)

Sunday, October 20

New England Patriots at Jacksonville Jaguars - 6:30 AM (NFLN) - London
Seattle Seahawks at Atlanta Falcons - 10:00 AM (FOX)
Tennessee Titans at Buffalo Bills - 10:00 AM (CBS)
Cincinnati Bengals at Cleveland Browns - 10:00 AM (CBS)
Houston Texans at Green Bay Packers - 10:00 AM (CBS)
Miami Dolphins at Indianapolis Colts - 10:00 AM (FOX)
Detroit Lions at Minnesota Vikings - 10:00 AM (FOX)
Philadelphia Eagles at New York Giants - 10:00 AM (FOX)
Las Vegas Raiders at Los Angeles Rams - 1:05 PM (CBS)
Carolina Panthers at Washington Commanders - 1:05 PM (CBS)
Kansas City Chiefs at San Francisco 49ers - 1:25 PM (FOX)
New York Jets at Pittsburgh Steelers - 5:20 PM (NBC)

Monday, October 21

Baltimore Ravens at Tampa Bay Buccaneers - 5:15 PM (ESPN/ESPN2/ABC)
Los Angeles Chargers at Arizona Cardinals - 6:00 PM (ESPN+)


KEEPING UP WITH THE CARDINALS

Media covering the Cardinals are strongly encouraged to utilize the team's media site on NFL Online Media Guide (www.NFLOMG.com).

The all-encompassing media resource is updated continuously and includes the following and more:

- Traditional media guide information
- Both Cardinals and opponent game releases
- Player bios updated in real-time
- Official league statistics from NFL GSIS
- Tweet-ready charts and stat grids
- Customizable in-game reports
- Final game books and statistics
- Records and milestones tracked live
- Transcripts

Media members without an account can contact the Cardinals Media Relations Department to gain access to the site.



CARDS IN THE NFC WEST RACE & OTHER 2024 HIGHLIGHTS

THINGS REMAIN TIGHT IN THE NFC WEST

With their comeback win over the 49ers at San Francisco in Week 5, the Cardinals improved to 2-0 in division games this season.

Arizona is the only team in the NFC West with multiple division - and multiple conference wins - this season.

In fact, the Cardinals join the Falcons (3), Texans (2), Bills (2) and Chargers (2) as the only teams in the NFL with multiple division wins in 2024.

Arizona enters this week's matchup vs. the Chargers just one game back in the NFC West.

2024 NFC West Standings

Team	W	L	PF	PA	Hm	Road	Div	Conf
San Francisco	3	3	162	130	2-1	1-2	1-2	1-3
Seattle	3	3	146	150	2-2	1-1	0-1	0-3
Arizona	2	4	133	163	1-2	1-2	2-0	2-3
L.A. Rams	1	4	94	139	1-1	0-3	1-1	1-4

COMING UP THIS WEEK IN THE WEST

Arizona (2-4) vs. L.A. Chargers (3-2)

L.A. Rams (1-4) vs. Las Vegas (2-4)

Seattle (3-3) at Atlanta (4-2)

San Francisco (3-3) vs. Kansas City (5-0)

A COMEBACK WIN IN THE BAY AREA

Arizona overcame a 13-point halftime deficit - and a 10-point deficit entering the 4th quarter - to defeat the San Francisco 49ers 24-23 at Levi's Stadium in Week 5.

Prior to the Cardinals comeback win, *the 49ers had won 38 consecutive regular season games in which the team led by 10+ points entering the 4th quarter. Before the loss to Arizona, San Francisco had been 77-4 in such contests over the last 20 seasons (2005-24).*

For the Cardinals, the win in San Francisco marked the first time since Week 2 of 2022 at Las Vegas (down 23-7 entering the 4th quarter) Arizona came back to win a game in which it trailed 10+ points entering the fourth quarter. *Over the last 20 seasons (2005-24) the Cardinals were 4-89-1 in games they trailed by 10+ points entering the fourth quarter prior to the win.*

ANOTHER SECOND HALF SHUTDOWN BY THE 'D'

The Cardinals victory in San Francisco came largely due to the performance of the defense in the second half. Arizona's defense held the 49ers to:

- 0 points
- 3 turnovers (2 INTs, 1 fumble)
- 1 turnover on downs
- 135 total net yards
- 65 rushing yards
- 70 net passing yards

CARDS DEFENSE BOTTLES UP PURDY

The Cards defense forced 49ers Pro Bowl QB Brock Purdy into one of his worst career outings. He finished the contest having completed 19-of-35 pass attempts (54.3%) for 244 yards, a TD, two INTs and a 62.1 passer rating.

A look at how Purdy's numbers vs. Arizona ranks among his 27 career starts:

- Highest number of incompletions in his career (16)
- 2nd-lowest completion percentage of his career (54.3%)
- 2nd lowest passing yards/attempt in his career (6.97)
- 3rd-lowest passer rating of his career (62.1)
- 4th career game with multiple INTs thrown (2)




ARIZONA GETS 7TH WIN AT LEVI'S STADIUM

With the win in Week 5, the Cardinals improved to 7-4 all-time at Levi's Stadium. *Arizona has more road wins at the venue than any other NFL team since it opened in 2014.*

Road Wins at Levi's Stadium (2014-24)

Rnk	Team	Wins
1	Arizona	7
2	Seattle	6
3	L.A. Rams	4
4	Green Bay	3
5t	Chicago	2
5t	Cincinnati	2
5t	Dallas	2



CARDS TAKE DOWN RAMS 41-10 IN WEEK 2

Arizona defeated the Rams 41-10 in the Cardinals home opener at State Farm Stadium in Week 2.



CARDS WIN A LOPSIDED AFFAIR

• The 31-point win over the Rams *marked its biggest margin of victory since 2016 when the Cardinals defeated the Rams 44-6 (38 points) in Week 17 at Los Angeles. It is the second-largest margin of defeat for the Rams under head coach Sean McVay (since 2017) behind only a 45-6 loss (39 points) vs. Baltimore in Week 12 of the 2019 season.*

• *The Cardinals fell just one yard shy of doubling the Rams yardage total, with Arizona outgaining Los Angeles 489-245 in the contest.* That is the largest yardage differential (+244) in a game for the Cardinals since they outgained the Rams by 312 yards (524-212) on 12/6/15 in St. Louis.

• *It marked just the fourth time in 40 years (1985-2024) the Cardinals had a yardage differential of +200 and a point differential of +30 in the same game:* 1/1/17 at L.A. Rams (221 yards, 38 points); 12/27/15 vs. Green Bay (203 yards, 30 points) and 9/2/15 vs. San Francisco (290 yards, 40 points).

• *It marked just the seventh time in franchise history - and the second time in the last 65 years (1960-2024) - the Cardinals had 250+ net passing yards and 230+ rushing yards in a single game.*

Franchise History

250+ Pass Yards & 230+ Rush Yards (Game)

Opponent	Pass	Rush
9/15/24 vs. L.A. Rams	258	231
12/20/15 @ Philadelphia	263	230
9/27/59 vs. Washington	319	250
10/4/58 vs. Washington	270	261
10/2/50 vs. Baltimore	281	272
11/7/48 vs. Detroit	251	233
10/17/48 @ N.Y. Giants	251	299

MURRAY "PERFECT" IN WIN VS. RAMS

QB Kyle Murray *posted the second "perfect" performance in franchise history in the Week 2 win over the Rams, completing 17-of-21 pass attempts (81.0%) for 266 yards, three TDs and a 158.3 rating.*

Murray joined Kurt Warner as the only players in franchise history to finish a game with a "perfect" passer rating of 158.3 (min. 20 attempts). He also rushed for 59 yards on five carries.



Murray became just the second player in NFL history with at least 250 passing yards, 50 rushing yards and a 158.3 passer rating in a game, joining Cincinnati's Ken Anderson, who accomplished the feat on 11/3/74 at Baltimore (297 passing yards, 62 rushing yards and 158.3 rating).

Franchise History

Single-Game Passer Rating (min. 20 att.)

Rnk	Player	Rate	Opponent	Cmp/Att	Yds	TDs
1t	Kyle Murray	158.3	9/15/24 vs. LAR	17/21	266	3
1t	Kurt Warner	158.3	9/14/08 vs. Mia	19/24	361	3
3	Kyle Murray	150.5	11/8/20 vs. Mia	21/26	283	3
4	Kurt Warner	150.0	9/23/07 at Bal	15/20	258	2
5	Neil Lomax	145.3	11/13/83 vs. Sea	21/27	253	4

MURRAY TIES CARDS RECORD - 10TH GAME WITH 120+ PASSER RATING *Murray's performance vs. the Rams in Week 2 marked his 10th career outing with a passer rating of 120.0+. That is tied for the most such performances in franchise history.*

Franchise Record - Games w/ 120.0+ Passer Rating (Career)

Rnk	Player (Years)	120+	Gms Played
1t	Kyle Murray (2019-24)	10	68
1t	Neil Lomax (1981-88)	10	108
3	Kurt Warner (2005-09)	9	61
4	Jim Hart (1966-83)	6	199
5	Carson Palmer (2013-17)	4	60

A HALL OF FAME-WORTHY PERFORMANCE

The Pro Football Hall of Fame is commemorating QB Kyle Murray's "perfect" Week 2 performance vs. the Rams by displaying the jersey he wore in the game as well as a football used in the Cards victory.

This is the second time Murray has had his game-used equipment displayed at the HOF. In 2022, he led Arizona to a 29-23, comeback win over the Raiders in Week 2 after trailing 20-0 at halftime. In the victory, he became the first player in NFL history to run for a TD, pass for a TD, have a 2-point conversion run and 2-point conversion pass in a game.



A TOP FLIGHT RUSHING ATTACK

A strong rushing attack has been a signature of the Cardinals offense under offensive coordinator Drew Petzing.

In 2023, Arizona rushed for 2,365 yards and 17 TDs on 471 carries (5.02 avg.). The Cardinals finished last season ranked fourth in the NFL in rushing offense (139.1 ypg) and second in rushing average (5.02).

In 2024, the Cardinals have rushed for 871 yards and four TDs on 164 carries (5.31 avg.). Arizona has the NFL's seventh-ranked rushing attack (145.2 ypg) and ranks third in rushing average (5.31) this season.



2024 NFL TEAM RUSHING LEADERS

Rushing Yds/Game	Rushing Yds/Att
Rnk Team Yds/G	Rnk Team Avg.
1 Baltimore 205.3	1 Baltimore 5.89
2 Green Bay 167.2	2 Jacksonville 5.34
3 San Francisco 158.0	3 Arizona 5.31
4 Detroit 157.8	4 Tampa Bay 5.30
5 Washington 157.3	5 Washington 5.08
6 Philadelphia 146.2	
7 Arizona 145.2	

In Week 5 - facing the 49ers #6 ranked run defense that was allowing just 96.3 rushing yards per game - the Cardinals ran for 169 yards and a TD on 26 carries (6.5 avg.) in the win.

It was the fourth time this season Arizona has rushed for 120+ yards in a game. The Cardinals have 16 such outings over the last two years (2023-24). Only Baltimore (19) and San Francisco (18) have more in that span.



NFL Leaders
Games w/ 120+ Rushing Yards (2023-24)

Rnk Team Games
1 Baltimore 19
2 San Francisco 18
3 Arizona 16
4t Detroit 14
4t Chicago 14

In that same span (2023-24), Arizona leads the NFL with five games of 200+ rushing yards.

NFL Leaders
Games w/ 200+ Rushing Yards (2023-24)

Rnk Team Games
1 Arizona 5
2 Baltimore 4
3t Detroit 3
3t Washington 3
5t 6 teams tied 2

BIG GAINS IN THE RUN GAME

After leading the NFL with 23 runs of 20+ yards in 2023, the Cardinals are again near the top of the league in that category in 2024. Only Baltimore (10) has more runs of 20+ yards than Arizona (9) this season.

Dating back to 2023, the Cardinals 32 runs of 20+ yards lead the NFL.

2024 NFL Leaders			NFL Leaders (2023-24)		
Rnk	Team	20+	Rnk	Team	20+
1	Baltimore	10	1	Arizona	32
2	Arizona	9	2	Baltimore	31
3t	Washington	8	3	Indianapolis	21
3t	San Francisco	8	4t	Green Bay	20
5t	Green Bay	7	4t	Seattle	20
5t	Indianapolis	7			
5t	Jacksonville	7			
5t	Seattle	7			

Over the last two seasons (2023-24), the Cardinals rank third in the NFL with 98 runs of 10+ yards.

NFL Leaders (2023-24)
Runs of 10+ Yards (Team)

Rnk Team 10+
1 Baltimore 103
2 San Francisco 99
3 Arizona 98
4 Chicago 90
5 Miami 85

Only Baltimore (33) and Green Bay (31) have more runs of 10+ yards than Arizona (27) in 2024.



DEFENSE CREATING NEGATIVE PLAYS

Through the first six games, the Cardinals defense has accumulated:

Statistic	Total
Negative Plays (Rush & Pass)	36
Tackles for Loss	31
Negative Rush Plays	25
Negative Pass Plays	11
Quarterback Hits	22
Sacks	11
Passes Defensed	21
Interceptions	5
Forced Fumbles	3
Fumble Recoveries	3



In 2024, the Cardinals defense is:

- **Tied for 2nd in the NFL with 20 run stuffs (rushes for negative yds)**
- **Tied for 7th in the NFL with 31 tackles for loss.**
- **Tied for 8th in the NFL with 36 total negative plays**

2024 NFL Leaders
Tackles for Loss

Rnk Team TFL
1t Buffalo 38
1t Houston 38
3t Cleveland 37
3t N.Y. Giants 37
5 Denver 36
6 Tennessee 33
7t Arizona 31
7t Chicago 31
7t Jacksonville 31

2024 NFL Leaders
Defensive Run "Stuff" Runs

Rnk Team Runs
1 Tennessee 22
2t Arizona 20
2t Cleveland 20
2t Buffalo 20
5 Houston 19
6t Pittsburgh 17
6t Denver 17



A PRODUCTIVE GAME IN SAN FRANCISCO

The Cardinals defense finished their Week 5 win vs. the 49ers with 2.0 sacks, 4 tackles for loss, 5 QB hits, 2 INTs, 9 passes defensed, a forced fumble and a fumble recovery. The 2 INTs and 9 passes defensed were both season highs.

DEFENSE MAKING MORE PLAYS IN THE SECONDARY OF LATE

After totaling five passes defensed and one INT through the first three games, the Cardinals defense has gotten its hands on the ball at a significantly higher rate over the last three games. In the last three games (Weeks 4-6), Arizona is tied for third in the NFL in INTs (4) and is tied for ninth in the NFL with 16 passes defensed.

AN OFFENSE WITH BIG PLAY POTENTIAL

Arizona's offense has produced 41 "big plays" - defined as runs of 10+ yards and receptions of 20+ yards - so far this season. That total ranks eighth in the NFL in 2024.

2024 NFL Leaders - Big Plays
(Runs of 10+/Receptions of 20+)

Rnk Team Plays Run Rec
1 Green Bay 54 31 23
2 Baltimore 50 33 17
3 San Francisco 48 25 23
4 Indianapolis 46 24 21
5 Tampa Bay 45 27 18
6 Washington 44 24 19
7 Detroit 43 24 19
8 Arizona 41 27 14
9t Buffalo 38 20 18
9t Denver 38 23 15
9t Jacksonville 38 20 18
9t Pittsburgh 38 20 18



In Week 5 at San Francisco, the Cards had 10 "big plays," marking the second game these season they did so (also had 12 vs. the Rams in Week 2). Arizona (2), Baltimore (2), Green Bay (2) and Washington (2) are the only teams in the NFL this season to have multiple games with at least 10+ "big plays".

SCORING THE LONG WAY

In 354 regular season games between 2001 and 2022, the Cardinals had three total 99-yard TD drives. Following their 13-play, 99-yard TD drive in the second quarter vs. L.A. in Week 2, Arizona has three 99-yard TD drives under offensive coordinator Drew Petzing.

Cardinals 99-Yard TD Drives (2001-24)

Opponent	Plays	Result
9/15/24 vs. LAR	13	Elijah Higgins 18-yard pass from Kyler Murray
12/3/23 at Pit	15	Trey McBride 5-yard pass from Kyler Murray
10/1/23 at SF	11	Michael Wilson 8-yard pass from Joshua Dobbs
12/11/16 at Mia	12	Brittan Golden 9-yard pass from Carson Palmer
10/11/15 at Det	5	David Johnson 2-yard run
10/14/01 at Chi	13	Frank Sanders 7-yard pass from Jake Plummer



MURRAY MAKING MOVES UP RECORD BOOK IN '24

The 2024 season - QB **Kyler Murray**'s sixth in the NFL - has seen the QB make significant moves up on the Cardinals all-time passing lists.

In Week 2 vs. the Rams, Murray passed Hall of Fame QB **Kurt Warner** (15,843) for fifth place on the Cardinals career list for passing yards. **Murray moved up again last week. After throwing for 214 yards against the Packers, he passed Carson Palmer for fourth place on the Cards all-time list.**

Franchise Record - Passing Yards (Career)

Rnk	Player (Years)	Yards	Gms
1	Jim Hart (1966-83)	34,639	199
2	Neil Lomax (1981-88)	22,771	108
3	Jake Plummer (1997-02)	17,622	84
4	Kyler Murray (2019-24)	16,833	71
5	Carson Palmer (2013-17)	16,782	60

In Week 5 at San Francisco, Murray threw his 101st career TD passing. That gave him sole possession of fifth place on the Cardinals all-time list.

Franchise Record - TD Passes (Career)

Rnk	Player (Years)	TDs	Gms
1	Jim Hart (1966-83)	209	199
2	Neil Lomax (1981-88)	136	108
3	Charley Johnson (1961-69)	108	87
4	Carson Palmer (2013-17)	105	60
5	Kyler Murray (2019-24)	102	71

In Week 3 vs. Detroit, Murray passed Jake Plummer (1,540) for third place on the Cardinals career list for completions.

Franchise Record - Completions (Career)

Rnk	Player (Years)	Cmp	Gms
1	Jim Hart (1966-83)	2,590	199
2	Neil Lomax (1981-88)	1,817	108
3	Kyler Murray (2019-24)	1,608	71
4	Jake Plummer (1997-2002)	1,540	84
5	Carson Palmer (2013-17)	1,373	60



MURRAY'S 27TH RUSHING TD IS HIS LONGEST

Making his third career start at Levi's Stadium and first since Week 1 of the 2020 season, QB **Kyler Murray** completed 19-of-30 pass attempts (63.3%) for 195 yards and a TD in the win over the 49ers in Week 5.

He also rushed for 83 yards and a TD on just seven carries (11.9 avg.).

Murray opened the scoring with a 50-yard TD run on the Cardinals first offensive possession. It was his 27th career rushing TD - and his longest.

Murray's 50-yard run is the second-longest TD run by a QB in franchise history. It is also tied for the third-longest run by a QB in team annals.

Franchise Record - Longest Runs By QB (All-Time)

Rnk	Player	Dist	Opponent
1	Charley Trippi	59t	10/5/52 vs. Chi
2	Kyler Murray	57	12/25/21 vs. Ind
3t	Kyler Murray	50t	10/6/24 @ SF
3t	M.C. Reynolds	50	11/2/58 vs. Phi
5	Kyler Murray	48	10/4/20 at Car
6t	Joshua Dobbs	44	9/24/23 vs. Dal
6t	Sam Etcheverry	44	12/17/61 vs. Pit
8	Kyler Murray	42	10/16/22 @ Sea



Over the last 65 seasons (1960-2024), there have been nine total TD runs of 20+ yards by a Cardinals QB. Murray has accounted for four of those, with three coming in his three career starts vs. the 49ers at Levi's Stadium.

TD Runs of 20+ Yards by Cardinals QB (1960-2024)

Player	Opponent	Distance
Kyler Murray	10/6/24 @ San Francisco	50
Joshua Dobbs	10/22/23 @ Seattle	25
Joshua Dobbs	9/17/23 vs. N.Y. Giants	23
Kyler Murray	9/20/20 vs. Washington	21
Kyler Murray	9/13/20 @ San Francisco	22
Kyler Murray	11/17/19 @ San Francisco	22
Jake Plummer	10/27/02 @ San Francisco	34
Neil Lomax	12/6/81 vs. New Orleans	22
Jim Hart	9/24/67 @ Pittsburgh	23

Murray's 50-yard score was the longest rushing TD by a QB in the NFL over the last two seasons (2023-24). There have been just four TD runs longer than Murray's 50-yarder in the NFL this season.

2024 NFL Leaders - Longest TD Run

Rnk	Player (Team)	Dist	Opponent
1	RB Derrick Henry (Bal)	87	9/29 vs. Buffalo
2t	RB Tank Bigsby (Jax)	65	10/6 vs. Indianapolis
2t	RB Saquon Barkley (Phi)	65	9/22 @ New Orleans
4	RB Dameon Pierce (Hou)	54	10/13 @ New England
5	QB Kyler Murray (AZ)	50	10/6 @ San Francisco

CONNER KEEPS CLIMBING

RB **James Conner** **scored his 32nd rushing TD as a member of the Cardinals with his six-yard run in the third quarter in Week 4, tying Stump Mitchell for fifth place on the franchise all-time list for career rushing TDs.**

Franchise Record - Rushing TDs (Career)

Rnk	Player (Years)	TDs	Gms
1	Ottis Anderson (1979-86)	46	99
2	Wayne Morris (1976-83)	37	100
3t	John David Crow (1958-64)	33	69
3t	David Johnson (2015-19)	33	62
5t	James Conner (2021-24)	32	47
5t	Stump Mitchell (1981-89)	32	116

It was also Conner's 38th total TDs with the Cardinals. In franchise history only David Johnson (42) had more TDs in his first 47 games with the team.

Franchise Record - TDs in 1st 47 games w/ Team

Rnk	Player (Years)	TDs
1	RB David Johnson (2015-18)	42
2	RB James Conner (2021-24)	38
3	RB John David Crow (1958-62)	35
4	HB Mal Kutner (1946-49)	33
5	E Sonny Randle (1959-62)	29

Dating back to the final five games of the 2023 season, Conner has 10 total TDs (8 rushing; 2 receiving) in his last 11 games played.

PUTTING UP ELITE NUMBERS

Over the last two seasons (2023-24), Conner has rushed for 1,443 yards and 10 TDs on 298 carries (4.84 avg.). During that span, he ranks:

- 1st in the NFL in runs of 20+ yards (14)**
- 3rd in the NFL in runs of 10+ yards (43)**
- 4th in the NFL in games w/ 100+ rushing yards (6)**
- 4th in the NFL (min. 200 att.) in rushing average (4.88)**
- t-4th in the NFL in 1st down runs (85)**
- 5th in the NFL in rushing yards (1,443)**



HARRISON A HIGH-SCORING ROOKIE

In his first six career games, rookie WR **Marvin Harrison Jr.** - taken by the Cardinals with the 4th overall pick in the 2024 Draft - has 17 receptions for 279 yards and four TDs.

In addition to leading all rookies this season, Harrison's four TD receptions are also tied for sixth overall in the NFL.

2024 NFL Leaders - TD Receptions

Rnk	Player (Team)	TDs
1t	Ja'Marr Chase (Cin)	5
1t	Mike Evans (TB)	5
1t	Chris Godwin (TB)	5
1t	George Kittle (SF)	5
1t	Allen Lazard (NYJ)	5
6t	Marvin Harrison Jr. (AZ)	4
6t	Justin Jefferson (Min)	4
6t	Drake London (Atl)	4
6t	Terry McLaurin (Was)	4

2024 ROOKIE RECEIVING LEADERS

Among rookies, Harrison ranks:

- 1st in TD receptions (4)**
- 4th in receiving yards (279)**
- t-5th in receptions (17)**

TD Receptions among Rookies

Rnk	Player (Team)	TDs
1	WR Marvin Harrison Jr. (AZ)	4
2t	WR Brian Thomas (Jax)	3
2t	WR Malik Nabers (NYG)	3
4t	WR Ladd McConkey (LAC)	2
4t	WR Xavier Worthy (KC)	2
4t	WR Keon Coleman (Buf)	2
4t	WR Xavier Legette (Car)	2

HARRISON QUICK NOTES

• Joined Steve Lach (4 in 1942) as the only rookies in team history with at least four TD catches in their first four career games.

• Joined Rob Awalt (3 straight in 1987) and Steve Lach (4 straight in 1942) as the only rookies in team history with a TD reception in at least three consecutive games.



RYLAND STEPS UP IN KICKING GAME

Out of the NFL as late as Week 4, K **Chad Ryland** has kicked for Arizona the last two games and connected on 5-of-6 FG attempts and 2-of-2 PATs.

In Week 5 at San Francisco, Ryland took over kicking duties for the injured Matt Prater. **He helped key Arizona's comeback win, connecting on 3-of-4 FG attempts and both of his PATs. His three made FGs tied his career high.**

Ryland's most important kick was the game-winning 35-yarder in the fourth quarter. **It was his second career game-winning FG, both of which have come in his last five games played.** His other game-winner was a 56-yard FG with two seconds remaining in regulation to give the Patriots a 26-23 win at Denver on 12/24/23.

BAKER PILES UP TACKLES BY THE BUNCH

S Budda Baker **has a team-high 60 tackles in 2024 - which is 15 more than any other Arizona player.** He has been piling up tackles by the bunch this year, posting 7+ tackles in every contest, including three games with 10+ tackles.

Playing in his 110th career game - **and making his 100th career start** - in Week 5 at San Francisco, Baker had 12 tackles.

It marked his 29th career game with 10+ tackles. Dating back to his rookie season in 2017, that total leads all NFL DBs.

NFL Leaders

Games w/ 10+ Tackles by DB (2017-24)

Rnk	Player (Team)	Gms
1	S Budda Baker (AZ)	29
2	S Jordan Poyer (Mia)	20
3	S Jessie Bates III (Atl)	17
4	S Kevin Byard (Chi)	14
5t	S Minkah Fitzpatrick (Pit)	13
5t	S Julian Love (Sea)	13

Baker has 10+ tackles in three games this season, tied for the most among all NFL DBs.



THE WILSON AND WHITE SHOW

LBs **Kyzyr White** (signed as a free agent in 2023) and **Mack Wilson Sr.** (signed as a free agent in 2024) have made for a productive duo in the middle of the Cardinals defense.

They have combined for 85 tackles, 4 tackles for loss, 2 INTs, 1.0 sack, 3 QB hits, 4 passes defensed and a fumble recover in 2024. A look at their stat lines so far this season.

Wilson and White 2024 Stat Lines

Player	Tkl	TFL	INT	Sack	QBH	PD	FR
Wilson	40	2	1	1.0	1	3	1
White	45	2	1	0.0	2	1	0

DUO KEY TO CARDS VICTORY IN SAN FRANCISCO

Arizona's LB duo played a big part in Arizona's comeback win over the 49ers in Week 5, **combining for 10 tackles, 2 INTs, 2 passes defensed, a fumble recovery and a QB hit in the contest.** Much of that production – save for six tackles – came as the Cardinals mounted their comeback in the second half.

WHITE: His INT came on a 1st-n-10 play from the SF 42-yard line with just over a minute remaining in regulation, sealing the one-point win for Arizona. He now has two INTs with the Cardinals, both of which sealed Arizona wins (vs. Dallas in Week 3 of 2023).

WILSON: Ended two San Francisco scoring drives with takeaways. He picked off a Brock Purdy pass in the third quarter (tipped by DL **Roy Lopez**) and then helped set up the Cardinals game-winning FG drive with a fumble recovery.



INJURIES HITTING KEY PLAYERS IN 2024

Since before the season started - when the team lost top OLB **BJ Ojulari** in training camp - injuries have hit Arizona (and some of its key players) hard.

The Cardinals had six players leave last week's game in Green Bay due to injury and not return - with DL **Bilal Nichols** landing on IR this week. He joins OLBs **Will Hernandez** and **Jackson Barton**, K **Matt Prater** and DL **Angelo Blackson** as players recently placed on IR.

Arizona has already had 14 different players miss at least one game due to injury this season and the Cardinals also have 12 players on injured reserve.

Arizona Players Missing Games in 2024

Player	Gms
LB BJ Ojulari (IR)	6
DL Darius Robinson (IR)	6
OL Christian Jones (IR)	6
CB Elijah Jones (IR)	6
OL Carter O'Donnell (IR)	6
OL Jonah Williams (IR)	5
DL Justin Jones (IR)	3
K Matt Prater (IR)	2
WR Xavier Weaver	2
OL Kelvin Beachum	1
OL Will Hernandez (IR)	1
TE Trey McBride	1
DL Khyiris Tonga	1
CB Garrett Williams	1

On the offensive line alone, Arizona has had:

- 4 different starting combinations through six weeks
- 2 Week 1 starters land on IR (Williams & Hernandez)
- 8 different players start at least one game
- 8 total players from the O-Line/D-Line miss at least one game



GIRLS FLAG FOOTBALL IS LIVE IN 2024

CARDS BECOME 1ST NFL TEAM TO BROADCAST GIRLS HIGH SCHOOL FLAG FOOTBALL GAME OF THE WEEK

The Cardinals made history last month as the first NFL team to broadcast and fully-produce a girls high school flag football game of the week.



The inaugural "Cardinals Girls High School Flag Football Game of the Week presented by State Farm" aired live on Sept. 17 on Arizona's Family Sports (AZFS) and featured Hamilton High School earning a 48-14 victory over Xavier High School.

To date there four games have aired live, the most recent of which came last week when Casteel High School defeated Corona Del Sol 10-0 to improve to 7-1 on the year.

Casteel head coach **Rae Black** and RB **Audrina Wenze-Atencio** were named the Arizona Cardinals "Girls High School Flag Football Coach & Player of the Week" following the contest.

Wenze-Atencio helped Casteel to the victory with nine carries for 46 yards and a TD to pair with five receptions for 35 yards.

Black received a check for \$1,000 on behalf of the NFL Foundation and Cardinals Charities to support the Casteel High School girls flag football program while Wenze-Atencio received a glass trophy acknowledging her Player of the Week award.

THE REMAINING MATCH-UPS: Below is a look at the remaining slate of games that will air live this season.

Week	High School Matchups	Date	Time
6	Gilbert @ Desert Ridge	Thur., 10/24	6:00 PM
7	Dobson @ Mountain View	Tue., 10/29	6:00 PM
7	Higley @ Highland	Thur., 10/31	6:00 PM*
8	Canyon View @ Campo Verde	Thur., 11/7	6:00 PM

*Delayed broadcast airing at 9:30 PM

WHERE TO WATCH UPCOMING GAMES: Arizona's Family Sports is available on Cox at Channel 13, DirectTV at Channel 32 and Dish Network at Channel 44. For a full listing of ways to watch Arizona's Family Sports, go to azfamily.com/channels. Fans can also watch a live stream at www.azcardinals.com.

PLAYER OF THE GAME: Each week, a Player-of-the-Game will be selected from the winning team and presented with a trophy and a certificate signed by NFL Commissioner **Roger Goodell**, Cardinals Owner **Michael Bidwill** and Head Coach **Jonathan Gannon** following the contest. The winning team's coach will also receive a check for \$1,000 on behalf of the NFL Foundation and Cardinals Charities to help support that school's flag football program.

PREVIOUS GAME OF THE WEEK & PLAYER OF THE WEEK PROGRAMS: During the 2022 and 2023 seasons, the Cardinals hosted a High School Girls Flag Football Game of the Week selected by a fan vote on the team's website. In 2023 alone, over 145,000 votes were cast. Special guests who made appearances at games included Cardinals Owner Michael Bidwill, quarterback **Kyler Murray** and linebacker **Dennis Gardeck**. Each week, players of the game were awarded with signed memorabilia from Cardinals players and received recognition on the team's website and social media channels. In 2023, two players of the week were later selected as the first ever Arizona Cardinals Girls Flag Football Players of the Year and were honored on-field prior to one of the team's home games.

CARDINALS & GIRLS FLAG FOOTBALL: Supporting girls flag football is a well-established priority for the Cardinals. The team impacts thousands of high school and youth girls flag football players across the state of Arizona annually through a variety of introductory programs, camps, showcases, tournaments and equipment donations. The Cardinals recently established a two-year partnership with the Positive Coaching Alliance and pledged \$70,000 to help support girls flag football in the state of Arizona and eliminate gender inequity in youth sports. The team has also held girls flag football games at State Farm Stadium during halftime of Cardinals games each of the past two seasons.

HIGH SCHOOL GIRLS FLAG FOOTBALL IN ARIZONA: Arizona is one of 12 states to offer high school girls flag football as a sanctioned sport. In 2023, 57 Arizona high schools offered high school girls flag football with over 100 schools offering the sport for the 2024 season.

GROWTH OF FLAG FOOTBALL: Flag football is the most accessible and inclusive version of American football and is contributing to worldwide participation growth of the sport, particularly among women and girls. An estimated 20 million people in more than 100 countries currently participate in flag football. Flag football will be included in the 2028 Summer Olympics in Los Angeles marking the first time that the game of football in any capacity will be a part of the Olympic Games.

AT LOOK AT THE REMAINING HOME SCHEDULE

The Cardinals began their 19th regular season at State Farm Stadium with a 41-10 win over the division-rival Los Angeles Rams in Week 2.

With the victory over the Rams, the Cardinals improved to 12-6-1 record in home-openers since beginning play at State Farm Stadium.

CARDINALS OPPONENTS AT STATE FARM STADIUM IN 2024

The Cardinals have six games remaining at State Farm Stadium, beginning with the Monday Night Football matchup with the Los Angeles Chargers in Week 7.

Cardinals Remaining Regular Season Home Games (2024)

Week	Opponent	2023 Highlights
7	Chargers	5-12 record
9	Bears	7-10 record; 5-4 on the road
10	Jets	7-10 record
14	Seahawks	9-8 record
15	Patriots	4-13 record
18	49ers	12-5 record; NFC West title; NFC Champions



CARDS SUCCESS IN 19 SEASONS AT STATE FARM STADIUM

Arizona has had significant success since moving into State Farm Stadium in 2006, including some of the best seasons in franchise history. Below is a look at the Cardinals results in their first 19 years at State Farm Stadium compared to 18 seasons at Sun Devil Stadium.

Overall Comparison Statistic	19 seasons at State Farm Stadium	18 seasons at Sun Devil Stadium
Regular Season Home Record	75-71-2	64-80
Home Win %	.519	.444
Postseason Record	5-4	1-1
Postseason Home Record	4-0	0-0
Postseason Berths	5	1
Division Titles	3	0
Conference Championship Games	2	0
Super Bowl Appearances	1	0

IT GETS LOUD IN THERE

Dating back to the inaugural year at State Farm Stadium in 2006, **Cardinals opponents have accumulated 218 accepted false start penalties in the regular season.**

That is tied for the most for any home team in the NFL during that span.

NFL Leaders - Opponent False Start Penalties in a Home Stadium (2006-24)

Rnk	Home Team	FS	Stadium
1t	Cardinals	218	State Farm Stadium
1t	Seahawks	218	Lumen Field
3	Titans	204	Nissan Stadium
4	Eagles	197	Lincoln Financial Field
5	Steelers	190	Acrisure Stadium

FLAG FOOTBALL CAMPUS AT STATE FARM STADIUM

Last month, the Cardinals announced that the team joined forces with State Farm to create the **"Cardinals Flag Football Experience," the first-ever flag football campus located at an NFL stadium.**

The incredibly-unique experience continues the Cardinals on-going efforts to grow the game of flag football and gives fans of all ages and skill levels the opportunity to play just steps away from where the professionals compete.



Located at the stadium's southwest side near 95th Avenue and the South Loop Road, the **"Cardinals Flag Football Experience"** features three painted fields lined for action. Games will be played on a manicured Bermuda grass surface like the one that the Cardinals and their opponents play on at State Farm Stadium. Each of the fields has shaded benches for the teams and grandstands for the fans to enjoy the action.

On game days, the action starts three hours prior to kickoff of each Cardinals home contest and fields can be reserved for one-hour timeslots. Participants will receive access to discounted group Cardinals tickets, parking passes, and everything needed to play a game – flags, footballs, referees, game clocks, and water provided by Dasani, the official "Hydration Partner" of the Cardinals Flag Football Experience.

FIRST-OF-THEIR-KIND SEATING EXPERIENCES

Two-Level Casitas and Pair of Private, Field-Level Clubs Highlight New Luxury Offerings for 2024



The Cardinals marked the beginning of the NFL's new league year in 2024 by unveiling bold plans to re-shape the in-stadium experience in ways that will re-define the standards and expectations for high-end, premium spectator offerings not only in Arizona but across the sports landscape.

In 2023, the Cardinals had the least expensive gameday experience in the NFL according to Team Marketing Report's 2023 Fan Cost Index and affordability will remain in 2024. In addition, those fans seeking an unparalleled, upscale way to enjoy Cardinals games at State Farm Stadium will have an array of breath-taking new options starting this season.

These innovative, new premium products are characterized by two primary features. First, they offer some of the most unique, exclusive, comfortable, and convenient luxury experiences available in sports. And secondly, their proximity to the field - literally just feet away from the sidelines - means only the players in the game will be closer to the action.

SOUTH END OF STATE FARM STADIUM

CASITAS: Perhaps the most unique of the new product offerings, these custom-built, field-level luxury casitas are designed specifically for State Farm Stadium and introduce a concept never before seen in the industry. The NFL equivalent of beachfront property, they sit just feet from the south end zone and the game action has the potential to literally come into your casita. With space for 20 guests, these two-level casitas allow guests the opportunity to watch the game from multiple locations, including its spacious "front yard" or well-appointed rooftop deck. Inside, guests can relax, enjoy the sights and sounds of the game or follow the action on their large television screen.

CASITA GARDEN CLUB: The spacious 13,400-square foot club has the feel of an outdoor garden patio situated inside an NFL stadium. Located at the south end of field level directly behind the Casitas, this area spans the width of the south end zone. Its location on the field level just feet away from the home locker room offers an incredible, behind-the-scenes perspective as Cardinals players make their way to the playing field. Guests will enjoy an array of all-inclusive high-end menu offerings and handcrafted cocktails, beer and wine. Leaving the club, they are just a few steps away from some of the best seats in the house, in either their private field box or luxury casita.

FIELD BOXES: Located on the east and west sidelines at the south end of the playing field, these private four and six-person field boxes offer the ultimate in terms of comfort and proximity to the action. Guests will be among the first anywhere to enjoy a game from a Monaco Dream Seat, a large, comfortable leather seat that is being used for the first time at any stadium in the world. .

NORTH END OF STATE FARM STADIUM

MORGAN ATHLETIC CLUB HOSTED BY THE GLOBAL AMBASSADOR: In partnership with The Global Ambassador - Arizona's prestigious luxury hotel created by prolific hospitality and restaurant innovator Sam Fox - this ground-breaking collaboration will offer an unparalleled luxury experience at State Farm Stadium starting this season.

Part of the new luxury offerings available at State Farm Stadium in 2024, "Morgan Athletic Club" – which borrows from the Cardinals' original name when they were founded in 1898 – is a high-end club located at the north end of field level and just steps away from the playing field. Spanning nearly 12,500 square feet, its vibe is a throwback to that of a private, 1920s supper club with low lighting and a lavishly furnished moody lounge.

FIELD SUITES: Fans who choose this option can enjoy everything gameday has to offer with room for 12 guests as well as all-inclusive food and beverage. Located near the 20-yard line and just a few strides from the playing field, these field suites provide three rows of luxuriously large, comfortable Monaco Dream Seats.

SIDELINE AND END ZONE FIELD SEATS: After enjoying all the perks and amenities of the stunning Morgan Athletic Club, guests make a short walk to their amazingly comfortable seats either on the sideline or looking head-on at the action from the north end zone. It's so close that the game action just may land in their lap. Those in the west sideline location have the additionally unique perspective of being right by the visiting team tunnel.

TUNNEL SUITES: One of the newest and most exclusive suite offerings available for Cardinals games, these two uniquely spacious suites can accommodate up to 12 guests. All-inclusive food and beverage offerings are provided to members in this area that is located just steps from the back of the end zone.

NEW FACES IN 2024

The Cardinals active roster features **10** veterans, **7** draft picks and **1** rookie free agent.



VETERAN ACQUISITIONS

Player	Position	Prev. Team
Evander Brown	Offensive Line	Seahawks
DeeJay Dallas	Running Back	Seahawks
Darren Hall	Cornerback	Colts
Charlie Heck	Offensive Line	Texans
Zay Jones	Wide Receiver	Jacksonville
Sean Murphy-Bunting	Cornerback	Titans
Julian Okwara	Linebacker	Lions
Chad Ryland	Kicker	Patriots
Khyiris Tonga	Defensive Line	Vikings
Mack Wilson Sr.	Linebacker	Patriots

2024 DRAFT PICKS

Player	Position	Rnd (Overall)	School
Marvin Harrison Jr.	Wide Receiver	1 st (4 th)	Ohio State
Max Melton	Cornerback	2 nd (43 rd)	Rutgers
Trey Benson	Running Back	3 rd (66 th)	Florida State
Isaiah Adams	Offensive Line	3 rd (71 st)	Illinois
Tip Reiman	Tight End	3 rd (82 nd)	Illinois
Dadrión Taylor-Demerson	Safety	4 th (104 th)	Texas Tech
Xavier Thomas	Linebacker	5 th (138 th)	Clemson

2024 ROOKIE FREE AGENT

Player	Position	School
Xavier Weaver	Wide Receiver	Colorado

ROSTER FACTS & FIGURES

Below is a breakdown of the Cardinals current active roster:

- The Cards have added **10** veteran free agents, **7** 2024 draft picks and **1** rookie free agent that were not with the team at any point last season. In all, 18 of the 52 players (34.6%) on the current roster were not with the Cardinals in 2023.
- Of the 52 players on the current roster, just 12 (23.1%) were with the team prior to the hiring of GM Monti Ossenfort and HC Jonathan Gannon in 2023.**
- Arizona's roster features 21 players who are in their first or second NFL seasons. That total includes 15 players who were selected by the Cardinals in the last two drafts.
- The Cardinals active roster features just three players - OL Kelvin Beachum (35), LS Aaron Brewer (34) and LB Dennis Gardeck (30) - who are at least 30 years old.
- After rookie WR Xavier Weaver earned a roster spot, **the Cardinals have now had at least one rookie free agent make the Week 1 roster in 10 of the last 13 seasons.**
- The average age of the Cardinals starters in Week 1 was 26.52 years old. Only Green Bay (26.04), the NY Giants (26.33) and Buffalo (26.43) had younger starting lineups than Arizona in Week 1.**
- Arizona's roster features the only active player in the NFL who entered the league through the Supplemental Draft (S Jalen Thompson) and 14 players who entered the NFL as undrafted free agents.

Player Count - By Position

The Cardinals 52-man roster consists of:

Position	Players
Linebackers	10
Offensive Line	8
Cornerbacks	6
Wide Receivers	6
Defensive Line	5
Tight Ends	4
Safeties	4
Running Backs	4
Specialists	3
Quarterbacks	2



THE CARDINALS TEAM CAPTAINS

The Cardinals named four players to serve as team captains for the 2024 season, based on a vote of their teammates.

OFFENSE: QB Kyle Murray / RB James Conner
DEFENSE: S Budda Baker / LB Kyzir White

All four served in the same role with Arizona in 2023.

Both Murray and Baker are serving as team captains for the fifth consecutive season.

Conner earned the honor for the third time in his career (2022-23) while White was named a team captain for second time in his career (2023).

New in 2024, the Cardinals will also name game captains each week.

Cardinals 2024 Game Captains

Week	Player
1 @ Buffalo	OL Hjalte Froholdt
2 vs. L.A. Rams	LB Mack Wilson Sr.
3 vs. Detroit	K Matt Prater
4 vs. Washington	OL Kelvin Beachum
5 @ San Francisco	WR Greg Dortch
6 @ Green Bay	DL Bilal Nichols



AZ EXTENDS TWO OF ITS OWN

Prior to the start of the season, the Cardinals signed a pair of players - LB Zaven Collins and OL Hjalte Froholdt - to contract extensions.

Froholdt signed a two-year contract extension that keeps him under contract through the 2026 season.

He started all 17 games last season at center for the Cardinals and helped Arizona rush for 2,365 yards and 17 touchdowns on 471 attempts (5.02-yard avg.) in 2023. The 2,365 rushing yards were the 4th most in a season in franchise history and the 4th most in the NFL last season.

Froholdt joined the Cardinals last year as a free agent after previously playing with New England (2019-20) and Cleveland (2021-22).

Collins signed a two-year extension that keeps him in Arizona through the 2026 season. He played 50 games (39 starts) in his first three seasons after originally joining the team as a first-round selection (16th overall) in the 2021 NFL Draft.

In his career, the 25-year old Collins has 194 tackles, 6.5 sacks, 22 tackles for loss, 11 QB hits, two INTs (one returned 30 yards for a TD), 12 passes defended, a forced fumble and a fumble recovery.



A ROSTER WITH INTERNATIONAL TIES

The Cardinals current roster features five players born internationally, and a number of others with immediately family members with international ties.

Foreign-Born Players on Cardinals Roster

Player	Birthplace
OL Isaiah Adams	Ajax, Ontario
LB Victor Dimukeje	Lagos, Nigeria
OL Hjalte Froholdt	Svendborg, Denmark
LB Jesse Luketa	Ottawa, Ontario
LB Julian Okwara*	London, England

*Born in London and lived in Nigeria until he was eight

CARDS PLAYERS WITH INTERNATIONAL TIES

In addition to the players born outside of the United States, the Cardinals roster features a number of players who have immediate family members with international ties.

WR MICHAEL WILSON

Father, **Orville**, was born and raised in Jamaica while his mom, **Ngairé**, was born and raised in New Zealand. His aunt, **Maureen Jacobson**, played soccer for the New Zealand World Cup team and was the first women's player inducted into the Wellington Football Hall of Fame.

QB KYLER MURRAY

When the Cardinals selected him the #1 overall pick in the 2019 NFL Draft, Murray became the first Asian-American ever selected #1 overall; Murray is one quarter Korean; his father is African American and his mother, **Missy**, is half Korean; Kyle's maternal grandmother is from South Korea.

OL TRYSTAN COLON

Both his mother, **Neysa**, and his late father, **Eddie**, grew up in Puerto Rico before moving to Missouri in 1986.



CARDINALS 2024 DRAFT CLASS HIGHLIGHTS

CARDS DRAFT NFL-HIGH 12 IN 2024

The Cardinals 12 selections in the 2024 Draft were the most in a single draft since the team also picked 12 players in 1992 - when the NFL Draft consisted of 10 rounds.

Since the draft went to the seven-round format in 1994, the highest number of players Arizona had previously drafted was 11 (in both 2019 and 1999).

Cardinals 2024 NFL Draft Class

Rd	Overall	Name	Pos	College
1a	4 th	Marvin Harrison Jr.	WR	Ohio State
1b	27 th	Darius Robinson+	DL	Missouri
2	43 rd	Max Melton	CB	Rutgers
3a	66 th	Trey Benson	RB	Florida State
3b	71 st	Isaiah Adams	OL	Illinois
3c	82 nd	Tip Reiman	TE	Illinois
3d	90 th	Elijah Jones+	CB	Boston College
4	104 th	Dadrion Taylor-Demerson	S	Texas Tech
5a	138 th	Xavier Thomas	LB	Clemson
5b	162 nd	Christian Jones+	OL	Texas
6	191 st	Tejhaun Palmer*	WR	Alabama-Birmingham
7	226 th	Jaden Davis*	CB	Miami (FL)



+Currently on Injured Reserve

*On Practice Squad

CARDINALS GET SEVEN OF THE TOP-90

The Cardinals made seven picks in the first three rounds of this year's draft. **Arizona became the first team since the 1991 Dallas Cowboys (7) to have at least seven picks in the top-90 of a single draft.**

WR MARVIN HARRISON JR. - ROUND 1a (4TH) - OHIO ST.

Was the first wide receiver taken in the 2024 draft and the first non-QB to be selected.

Became just the third WR ever to be selected by the Cardinals in the top-5 of the NFL Draft, joining Larry Fitzgerald (#3 overall in 2004) and Ahmad Rashad (#4 overall in 1972).

In three seasons (2021-23) with the Buckeyes, Harrison appeared in 38 games and totaled 155 receptions for 2,613 yards and 31 TDs.

Over his final two seasons, Harrison caught 144 passes for 2,474 yards and 28 TDs in 25 games. He averaged 5.6 receptions, 98.9 receiving yards and 1.1 TD catches per game over that span.

In 2022, Harrison became the first OSU WR ever to earn unanimous 1st-team All-American honors. He then followed up with 1st-team All-American honors again in 2023. Harrison is also the only OSU player in history to have two 1,000-yard receiving seasons.



DL DARIUS ROBINSON - ROUND 1b (27TH) - MISSOURI

One of just nine defenders taken in the first round of the 2024 NFL Draft.

Became the first Missouri player selected in the first round of the NFL Draft since LB Charles Harrison was taken #22 overall by the Dolphins in 2017.

After playing on the inside during his first four seasons, moved outside for his final year and earned 1st-team All-SEC honors after posting career highs in tackles (43), sacks (8.5) and tackles for loss (14) while recording his first career forced fumble and first career fumble recovery.

Over five years (2019-23) at Missouri, appeared in 49 games and finished his college career with 111 tackles, 13.0 sacks, 21 tackles for loss, a forced fumble, a fumble recovery and a pass defended.



CB MAX MELTON - ROUND 2 (43RD) - RUTGERS

Became just the fourth Rutgers player ever drafted by Arizona and the second in the last 73 years. **Was the highest draft pick out of Rutgers since the Patriots selected DB Devin McCourty #27 overall in 2010.**

In four seasons (2020-23) at Rutgers, was a two-time All-Big Ten selection who played in 44 games (40 starts) and totaled 114 tackles, eight INTs (one returned for a TD), 22 passes defended, a sack, nine tackles for loss, a forced fumble and four fumble recoveries. He also blocked two punts.

Played alongside his older brother, Bo, for two seasons (2020-21) at Rutgers. Bo was drafted by the Seahawks in the seventh round (229th overall) of the 2022 NFL Draft and currently plays for the Packers. The Cardinals and Packers will play in Green Bay in Week 6 this season.



RB TREY BENSON - ROUND 3a (66TH) - FLORIDA ST.

Became just the 10th Florida State player ever drafted by the Cardinals - and the first since 2007.

In his college career at Oregon (2020-21) and Florida State (2022-23), appeared in 36 games and rushed for 1,917 yards and 24 TDs on 316 carries (6.1 avg.) while adding 33 receptions for 371 yards and a TD. He also returned five kickoffs for 192 yards (38.4 avg.) and a TD.


In 2023, became the first FSU player ever to have an 80-yard TD catch and 80-yard TD run. He was the only player nationally to accomplish the feat.



OL ISAIAH ADAMS - ROUND 3b (71ST) - ILLINOIS

Served as a captain in 2023 alongside Cardinals TE Tip Reiman. He and Reiman became the first set of college teammates selected Cards consecutively in the same round (third round) since 1960.


Spent two years (2022-23) at Illinois and started all 25 games he appeared in, including 14 starts at LG, 10 at RT and one at LT. A two-time All-Big Ten honoree (2022-23).



TE TIP REIMAN - ROUND 3c (82ND) - ILLINOIS

Three-time Academic All-Big Ten selection, spent four years (2020-23) at Illinois, appearing in 45 games (28 starts) with 41 receptions for 420 yards and five TDs.

Had just two scholarship offers coming out of O'Gorman High School in Sioux Falls, SD: South Dakota State and South Dakota. He chose instead to walk on at Illinois. **In four years, he went from a walk-on to the Mackey Award Watch list as the nation's best TE in his final year with the Illini.**



S DADRION TAYLOR DEMERSON - ROUND 4 (104TH) - TX. TECH

Full name pronounced "DAY-dree-in / DEMM-er-son" and goes by "Rabbit".

Spent five seasons (2019-23) with the Red Raiders, appearing in 60 games (37 starts) and totaling 242 tackles, 9.5 tackles for loss, 10 INTs, 22 passes defended, 2.0 sacks, two forced fumbles and three fumble recoveries.

Led team in INTs each of final three seasons (2021-23).

Had the best 40-yard dash time (4.41) of any safety at the 2024 NFL Combine.



LB XAVIER THOMAS - ROUND 5a (138TH) - CLEMSON

In six years (2018-23) at Clemson, appeared in 63 games (30 starts) and totaled 121 tackles, 17.5 sacks, 34 tackles for loss, seven passes defended and six forced fumbles.

One of nine players in school history - and one of four defenders - to play in 60 career games.

Earned a degree in Criminal Justice from Clemson in December of 2020. Earned his master's degree in Athletic Leadership in December of 2022.



OL CHRISTIAN JONES - ROUND 5b (162ND) - TEXAS

In six years (2018-23) at Texas, appeared in 61 games with 48 starts. **Started all 48 games played his final four seasons.**


Had 35 starts at right tackle and 13 at left tackle. Started all 26 games RT in his final two seasons, earning Honorable Mention All-Big 12 honors both years.



CB ELIJAH JONES - ROUND 3d (90TH) - BOSTON COLLEGE

Over six seasons (2018-23) at Boston College, appeared in 64 games (41 starts) and totaled 158 tackles, seven INTs, 37 passes defended, a sack, four tackles for loss and two forced fumbles. His 64 games played are a BC program record.

Over his final two seasons (2022-23) at BC, had seven INTs and 22 passes defended. As a senior in 2023, earned 1st-team All-ACC honors.



GANNON TAKES THE REINS IN '23

Jonathan Gannon became an NFL head coach for the first time when he was hired by the Cardinals on February 14, 2023. Gannon came to Arizona after spending two seasons (2021-22) as the defensive coordinator with Philadelphia where he helped the Eagles advance to Super Bowl LVII at State Farm Stadium.

Gannon has 16 years of experience in the NFL with the Cardinals (2023), Eagles (2021-22), Colts (2018-20), Vikings (2014-17), Titans (2012-13), Rams (2009-11) and Falcons (2007).

A closer look at Gannon's impressive resume:

- In his first season with Arizona in 2023, **Gannon led the NFL's third-youngest team that relied heavily on rookies but was also highly competitive. Despite playing the league's second-toughest schedule with eight games vs. playoff teams, the Cardinals held a lead in 14-of-17 games played.**
- **Led the Cardinals to three wins vs. teams that made the postseason in 2023, including two on the East Coast in the month of December in hostile environments (Pittsburgh and Philadelphia).**
- Under Gannon, the Cardinals also had a historic season when it came to protecting the football in 2023. **Arizona had eight games in which it committed zero turnovers last season, the most such outings in a single season in franchise history.**
- Gannon's debut NFL season saw him help to develop the Cardinals rookie class, which led the NFL in combined starts (64) and combined snaps on offense and defense (4,654) in 2023. **The Cardinals were the only team in the NFL to have rookies combine for 2,000+ snaps on offense and 2,000+ snaps on defense last season.**
- **He also presided over one of the NFL's best rushing attacks in 2023. Arizona ranked 4th in the NFL in rushing yards (2,365) and 2nd in rushing average (5.02) while leading the league with four games of 200+ rushing yards.** The 2023 season marked just the second time since 1970 - and first time in 44 years - the Cards finished a year ranked in the top-5 in the NFL in rushing yards (3rd in 1979).
- Following the return of QB **Kyler Murray**, who missed the first nine games recovering from his knee injury suffered in 2022, **Arizona's offense averaged 22.4 points per game and 362.8 yards per game in the final eight games of. In that stretch, the Cardinals featured the NFL's 9th ranked offense.**
- In each of Gannon's two seasons (2021-22) as defensive coordinator in Philadelphia, the Eagles boasted a top-10 defense, ranking 2nd in total defense in 2022 (301.5 ypg) and 10th in the NFL in 2021 (328.8 ypg). In 2022 the Eagles also featured the NFL's top-ranked pass defense (179.8 ypg) and the league's 8th ranked scoring defense (20.2 ppg).
- In 2022, the Eagles easily led the NFL with a franchise single-season record 70 sacks in the regular season. Philadelphia became the first team ever to have four different players with 10.0+ sacks in a single season.



ARIZONA'S COORDINATORS

PETZING HOLDS THE REINS OF AZ'S OFFENSE

Drew Petzing is in his second season as the Cardinals offensive coordinator in 2024. He was hired by Arizona last year following three seasons (2020-22) with the Cleveland Browns.

- In his first season with Arizona in 2023, the Cardinals offense finished 4th in the NFL in rushing (2,365 yards) and 2nd in rushing average (5.02). It was just the second time since 1970 the Cardinals had a top-five rushing offense in the NFL (3rd in 1979).
- Cardinals RB **James Conner** had his first-career 1,000-yard rushing season (1,040 yards) and QB **Kyler Murray** returned from a knee injury and started the final eight games where he helped Arizona's offense rank 9th in the league in those final eight games. TE **Trey McBride** led the team with 81 receptions for 825 yards. His 81 receptions set a single-season franchise record for a TE and his 825 yards are second in team history for a TE.




The 2024 season is Petzing's 11th in the NFL. Prior to his tenure in Cleveland - which included spending the 2022 season as the QBs coach - Petzing spent six seasons (2014-19) coaching WRs and QBs in Minnesota.

RALLIS IN YEAR TWO LEADING CARDS DEFENSE

After taking over the Cardinals defense in 2023, Nick Rallis (RAW-liss) is in his seventh NFL season.

Rallis came to the Cardinals following two years (2021-22) as the linebackers coach in Philadelphia - where he worked alongside Jonathan Gannon.

- Arizona's defense put up impressive numbers under Rallis in 2023. The unit finished with: 33.0 sacks, 76 tackles for loss, 59 QB hits, 66 passes defended, 15 takeaways, 4 forced fumbles and 4 fumble recoveries
 - The Cardinals defense finished the 2023 season with six takeaways in the red zone. Only two NFL teams - Pittsburgh (8) and Cincinnati (7) - had more red zone takeaways. Only one team had more red zone INTs (Pittsburgh - 7).
- Like Petzing, Rallis entered the NFL coaching ranks in Minnesota, spending three years (2018-20) with the Vikings before joining the Eagles staff.



RODGERS IN CHARGE OF SPECIAL TEAMS

Jeff Rodgers is in his seventh season with the Cardinals and sixth as the team's assistant head coach/special teams coordinator in 2024. He came to Arizona in January of 2018 as the team's special teams coordinator and added the title of assistant head coach in 2019.

- Under Rodgers' tutelage, K **Matt Prater** set a franchise single-season record with 9 FGs of 50+ yards in 2023, including an NFL record 6 FGs of 55+ yards.
- Out of the NFL until he was signed by Arizona in October of 2023, P **Blake Gillikin** appeared in 13 games for the Cardinals and established a franchise single-season record with a 50.6-yard punting average working under Rodgers. His 50.6 average also ranked third in the NFL last season.

The 2024 campaign is Rodgers' 21st NFL season after previously coaching special teams with Chicago (2015-17), Denver (2011-14), Carolina (2009-10) and San Francisco (2003-07).



AMONG THE BEST AT AVOIDING TURNOVERS IN 2023

The Cardinals were among the best teams in the NFL at protecting the football in 2023. **Arizona had eight games last season in which it committed zero turnovers, tied for the most in the NFL.**

2023 NFL Leaders - Games w/ No Turnovers

Rnk	Team	Gms
1t	Arizona	8
1t	Houston	8
1t	San Francisco	8
4t	Pittsburgh	7
4t	Seattle	7



Only five teams committed fewer turnovers than the Cardinals (18) in 2023. Only three teams lost fewer fumbles than Arizona (6) last season.


2023 NFL LEADERS

Fewest Turnovers			Fewest Fumbles Lost		
Rnk	Team	TO	Rnk	Team	TO
1	Houston	14	1	Cincinnati	2
2t	Cincinnati	16	2t	L.A. Rams	5
2t	Dallas	16	2t	Seattle	5
2t	Pittsburgh	16	4t	Arizona	6
5	Seattle	17	4t	Dallas	6
6t	Arizona	18	4t	Houston	6
6t	Green Bay	18	4t	Las Vegas	6
6t	L.A. Rams	18	4t	San Francisco	6
6t	New Orleans	18			
6t	San Francisco	18			
6t	Tampa Bay	18			

TERRELL RUNS THE PASSING GAME

Drew Terrell is in his seventh season in the NFL and second with the Cardinals as passing game coordinator/WRs. He came to Arizona after coaching WRs in Washington for three years (2020-22).

- AZ's passing attack started to click at the end of last season with the return of QB **Kyler Murray**. In the final two games of the season, Arizona's offense combined for 915 net yards, 55 first downs and six TDs while only punting three times in 17 possessions.



- A Chandler, AZ native, Terrell attended Hamilton High School and received All-State honors as both a WR and punt returner. He helped the Huskies win three regional championships and two 5A Division I state titles.

ELEVATING A FRANCHISE

Owner **Michael Bidwill** has been steering the Cardinals organization for nearly two decades. His leadership during that time has been instrumental in transforming the franchise both on and off the field.

Over the last two years, that transformation has led to the significant and successful restructuring of both the football and business sides of the organization.

That has included Bidwill's hiring of GM **Monti Ossenfort** and head coach **Jonathan Gannon** to lead the football operation and Chief Operating Officer **Jeremy Walls** to guide a revamped business structure.

Highlights of Bidwill's tenure:

- In the last year, the team opened new business offices and hired more than 100 new staff members, mostly in the areas of sales and service. Those efforts resulted in the Cardinals having the third-most new season ticket sales this offseason and led to the creation of first-of-their-kind seating options and gameday offerings at State Farm Stadium.
- Bidwill's most substantial accomplishment in his time leading the Cardinals is the creation of State Farm Stadium. The world-class venue has not only been critical for the franchise but has also resulted in over \$6 billion in economic impact for the state of Arizona.
- On February 12, 2023 State Farm Stadium hosted its third Super Bowl when a record 115.1 million viewers watched Super Bowl LVII. State Farm Stadium also hosted Super Bowls XLII (following 2007 season) and XLIX (following 2014 season).
- In addition to his role in helping Arizona land three Super Bowls, Michael was also instrumental in getting the 2015 Pro Bowl moved to State Farm Stadium; played a week before Super Bowl XLIX, the two events combined to deliver a record economic impact of \$720 million to the region.
- Michael oversaw the team's appearance in the ground-breaking Amazon Original series *All or Nothing: A Season with the Arizona Cardinals*. Produced by NFL Films, the eight-episode series was awarded the Sports Emmy for Outstanding Serialized Sports Documentary in May of 2017.
- Bidwill created a highly-successful community initiative in the Civics Matters Arizona trips, which send hundreds of high school kids from across the state aboard the Cardinals team plane on an educational trip to Washington D.C. The third-annual Civics Matters Arizona trip, in partnership with the Close Up Foundation and Arizona Governor Katie Hobbs, took place in July of 2024 and saw 275 students visit the nation's capital.
- Of the franchise's seven all-time postseason wins, five have come during Michael's tenure leading the organization. Arizona has played in 10 postseason contests over the last 17 seasons (2007-23), after having appeared in just seven total playoff games prior.
- Arizona has appeared in the NFC Championship Game twice since 2008 including a victory in the 2008 conference title game that led to the franchise's first-ever Super Bowl appearance (Super Bowl XLIII).
- In January of 2016, the National Football Foundation (NFF) and College Hall of Fame inducted Bidwill and Arizona Governor Doug Ducey into the NFF Leadership Hall of Fame.

Cardinals Under Michael Bidwill (2007-Present)

Statistic	Totals
Postseason Record	5-5
Regular Season Home Record	70-59-2
Postseason Home Record	4-0
Overall Home Record (RS + Post)	74-59-2
Seasons with .500 Record or Better	10
Seasons with 10+ Wins	5
Postseason Berths	5
Best Regular Season Record	13-3
Division Titles	3
Conference Championship Games	2
Super Bowl Appearances	1

Within the National Football League, Bidwill's considerable influence is illustrated by his appointment to a number of notable league committees, including his inclusion on the prestigious Management Council Executive Committee. In 2021, the league announced that Bidwill would replace Bengals owner Mike Brown on the Management Council Executive Committee that deals with the NFLPA on labor issues.

Below is the list of league committees on which Bidwill currently serves:

- Management Council Executive Committee
- Compensation Committee
- Security & Fan Conduct Committee (Chairman)
- Business Ventures Committee
- Conduct Committee (Chairman)
- Diversity, Equity & Inclusion Committee
- Social Justice Committee
- Health & Safety Committee




OSSENFORT MAKING BIG MOVES IN THE DESERT

Monti Ossenfort is in his second season with the Cardinals after being hired as the team's General Manager on January 16, 2023. He was hired in Arizona following three seasons (2020-22) as the Director of Player Personnel for the Tennessee Titans.

A look at some of Ossenfort's career highlights:

- **In his first two drafts as the Cardinals GM, executed six draft-day trades that resulted in the team selecting 21 total players - tied for fourth-most in the NFL during that span.**
- Arizona's 2024 NFL Draft class featured a league-high 12 total picks and seven selections in the top-90. The Cardinals 12 picks were the most in a single draft for Arizona since 1992 (12), when the draft consisted of 10 rounds. **Arizona became the first team since the 1991 Dallas Cowboys (7) to have at least seven picks in the top-90 of a single draft.**
- In his first season with the Cardinals in 2023, Ossenfort undertook a major retooling of the team's roster. Arizona's final 2023 roster included 21 veterans and 14 rookies that were not with the team in 2022. In all, 35 of the 53 players (66.1%) on the team's final roster were not with the Cardinals during the 2022 season.
- **In 2023, Ossenfort built a rookie class that led the NFL in combined starts (64) and combined snaps on offense and defense (4,654) in 2023. The Cardinals were the only team in the NFL to have rookies combine for 2,000+ snaps on offense and 2,000+ snaps on defense last season.**
- Ossenfort also constructed one of the NFL's youngest rosters last year. In the final week of the regular season, the average age of a player on Arizona's roster was 26.26 years. Only Green Bay (25.65) and Indianapolis (26.23) finished the season with younger rosters.
- His tenure in Arizona follows a highly successful three-year run in Tennessee. During that stretch, the Titans tied for fifth in the NFL in total wins (30), won a pair of AFC South titles and had two seasons of 11+ wins.
- Prior to Tennessee, Ossenfort had a 14-year run with the Patriots (2006-19) and worked his way up from Area Scout to Director of College Scouting. During those 14 seasons, New England won an NFL-high 199 games in the regular season, made 13 playoff appearances, played in 10 AFC Championship games and won three Super Bowls (XLIX, LI, LIII).



A DEAL-MAKER AS GM

Since being hired as the Cardinals GM in January of 2023, **Monti Ossenfort** has orchestrated 12 trades. **Those 12 transactions netted Arizona eight of its NFL-high 12 picks in the 2024 NFL Draft.**

Six of Ossenfort's trades have come on draft day. His trades during the 2023 and 2024 drafts resulted in the team selecting:

- 21** total players (tied for 4th in the NFL)
- 3** 1st round picks (tied for 1st in the NFL)
- 11** players in the 1st 3 rounds (1st in the NFL)
- 10** players in the top-90 (1st in the NFL)

Ossenfort traded down five times and traded up once in his first two drafts as a GM. All six of the trades came in the first three rounds (two in each of the 1st, 2nd and 3rd rounds).

Ossenfort Trades During 2023 & 2024 NFL Drafts

2024

2nd Round (Atlanta)
Traded down with the Falcons, giving up picks #35 and #186
Acquired picks #43 (**Max Melton**) and #79

3rd Round (Indianapolis)

Traded down with the Colts, giving up pick #79
Acquired picks #82 (**Tip Reiman**) and #191 (**Tejhaun Palmer**)

2023

1st Round (Houston)

Traded down with the Texans, giving up picks #3 and #105
Acquired picks #12, #33 and 2024 1st and 3rd round picks

1st Round (Detroit)

Traded up with the Lions, giving up picks #12, #34 and #168
Acquired picks #6 (**Paris Johnson**) and #81

2nd Round (Tennessee)

Traded down with the Titans, giving up picks #33 and #81
Acquired picks #41 (**BJ Ojulari**), #72 (**Garrett Williams**) and 2024 3rd round pick

3rd Round (Detroit)

AZ traded down with the Lions, giving up pick #96
Acquired picks #122 (**Jon Gaines**), #139 (**Clayton Tune**) and #168 (**Owen Pappoe**)



KYLER MURRAY - AT A GLANCE



- Selected #1 overall by the Cardinals in the 2019 NFL Draft. Won 2019 AP NFL Offensive Rookie of the Year. Signed the largest contract in franchise history when he agreed to an extension in July of 2022 that will keep him under contract through the end of the 2028 season.

- In his career (71 games), has completed 1,608-of-2,409 pass attempts (66.7%) for 16,833 yards and 102 TDs while rushing for 2,709 yards and 27 TDs on 455 carries (6.0 avg.).

- For the second straight season, earned Pro Bowl honors in 2021. First QB in franchise history named to Pro Bowl twice within his first three NFL seasons. Joined Aaron Rodgers, Patrick Mahomes and Russell Wilson as only NFL QBs named to the Pro Bowl in both 2020 and 2021.

NFL HISTORY

- One of just four players in NFL history (Josh Allen, Russell Wilson and Cam Newton) with 16,000+ passing yards and 2,500+ rushing yards in his first six seasons.

- His 66.7 completion percentage is the 4th highest in NFL history in a player's first six seasons (min. 1,000 attempts).

- One of five QBs in NFL history (Josh Allen, Lamar Jackson, Russell Wilson and Cam Newton) with 400+ rushing yards in each of his first four seasons.

- Only player in NFL history with 70+ passing TDs and 20+ rushing TDs in his first three seasons.

- First player in NFL history with 3,500+ passing yards and 400+ rushing in each of his first three seasons.

- One of just 15 players in NFL history with 100 total TDs in their first 54 career games.

- Fifth-youngest player in NFL history (24 years, 120 days) to reach 10,000 career passing yards.

- Only Cam Newton (12) had more games with 2+ passing TDs and 1+ rushing TDs in his first four seasons than Murray (11).

- Joins Peyton Manning (2), Aaron Rodgers (2) and Joe Burrow (2) as the only players in NFL history with multiple games of 400+ passing yards, 3+ passing TDs and 1+ rushing TD.

- Joins Ken Anderson as the only players in NFL history to have 250+ passing yards, 50+ rushing yards and a 'perfect' passer rating of 158.3 in a game.

- Only player in NFL history with 7,500+ passing yards, 45+ TD passes and 15+ TD runs in his first two NFL seasons.

- In 2020, set an NFL record for the most games (nine) with a passing and rushing TD in a single season (Bills QB Josh Allen passed that record in 2023). Murray has 19 such performances in 71 career games.

- Joins Justin Fields as the only players in NFL history with both a passing and rushing TD in five consecutive games (Games 5-9 in 2020).

- In Week 7 of the 2020 season vs. Seattle, became the first player in NFL history to throw for 350+ yards and 3+ TDs while also rushing for 50+ yards and a TD in a single game.

- Just the ninth different QB in NFL history with 3,500+ passing yards and 500+ rushing yards in a season (2019 & 2020) – and just the second rookie (Cam Newton, 2011).

- Between Weeks 4-10 of the 2019 season, set an NFL rookie record with 211 consecutive pass attempts without an INT.

CARDINALS HISTORY

- Only player in franchise history to have 3,500+ passing yards in three consecutive seasons (2019-21).

- Already owns the franchise record for rushing TDs by a QB (27) and career games with both a passing and rushing TD (19).

- Tied Kurt Warner (5 in 2009) for the most games with a passer rating of 120.0+ in a single season in 2021.

- Established a single-season franchise record with a 67.2 completion percentage (375-of-558) in 2020 which he topped in 2021 with a 69.2 completion percentage (333-of-481). His 66.7 career completion percentage is the highest in franchise history (min. 250 attempts).

- In Week 2 of 2024, joined Kurt Warner (Week 2 of 2008) as the only QBs in team history to finish a game with a "perfect" pass rating (min. 20 att.).

- Has been named NFC "Offensive Player of the Week" five times, tying Kurt Warner for the most in franchise history. In 2020, became the first player in team history to earn the honor three times in a single season.

MURRAY AT 102 CAREER TD PASSES

QB Kyler Murray **threw his 102nd career TD pass when he connected with WR Michael Wilson last week in Green Bay.**

He now sits alone in fifth place on the franchise all-time list for career TD passes.

Franchise Record – TD Passes (Career)

Rnk	Player (Years)	TDs	Gms
1	Jim Hart (1966-83)	209	199
2	Neil Lomax (1981-88)	136	108
3	Charley Johnson (1961-69)	108	87
4	Carson Palmer (2013-17)	105	60
5	Kyler Murray (2019-24)	102	71
6	Kurt Warner (2005-09)	100	61



A breakdown of the 26 different players who have caught a TD pass from Murray:

MURRAY'S 102 CAREER TD PASSES BY PLAYER


TDs	Player	TDs	Player
17	WR DeAndre Hopkins	3	WR Rondale Moore
14	WR Christian Kirk	3	WR A.J. Green
6	TE Dan Arnold	3	WR Antoine Wesley
5	WR Larry Fitzgerald	3	TE Max Williams
5	RB James Conner	3	WR Andy Isabella
5	TE Zach Ertz	2	TE Trey McBride
5	RB Chase Edmonds	1	RB Michael Carter
4	WR Marvin Harrison Jr.	1	TE Darrell Daniels
4	WR Greg Dortch	1	WR KeeSean Johnson
4	RB David Johnson	1	WR Pharoh Cooper
3	TE Elijah Higgins	1	TE Charles Clay
3	WR Michael Wilson	1	TE Jordan Thomas
3	WR Hollywood Brown	1	WR Damiere Byrd

TDS BY THE BUNCH

In franchise history, only three QBs had more games with at least four TD passes in their career than Murray has in his first 71 games.

Franchise History Games w/4+ TD Passes (Career)

Rnk	Player (Years)	4+	Gms
1	Charley Johnson (1961-69)	4	108
2t	Carson Palmer (2013-17)	3	60
2t	Jim Hart (1966-83)	3	199
4t	Kyler Murray (2019-24)	2	71
4t	Kurt Warner (2005-09)	2	61
4t	Jake Plummer (1997-02)	2	84
4t	Lamar McHan (1954-58)	2	60



Murray threw for three TDs in the 41-10 win vs. the Rams in Week 2, marking the 14th game of his career with at least three TD passes. **In franchise history, only Neil Lomax (15) has more games with at least three TD passes than Murray.**

Franchise Record – Games w/3+ TD Passes

Rnk	Player (Years)	3+	Gms Played
1	Neil Lomax (1981-88)	15	108
2t	Kyler Murray (2019-24)	14	71
2t	Charley Johnson (1961-69)	14	87
4t	Jim Hart (1966-83)	13	199
4t	Carson Palmer (2013-17)	13	60
4t	Kurt Warner (2005-09)	13	61

MURRAY'S IMPRESSIVE GROUND GAME

Murray's first five NFL seasons resulted in four of the top six single-season rushing totals by a QB in franchise history.

Franchise Record - Rushing Yards By QB (Season)

Rnk	Player (Year)	Yds
1	Kyler Murray (2020)	816
2	Kyler Murray (2019)	544
3	Charley Trippi (1951)	501
4	Timm Rosenbach (1990)	470
5	Kyler Murray (2021)	423
6	Kyler Murray (2022)	418

Murray owns four of the eight longest runs by a QB in Cardinals history, including a career-long 57-yarder that is the second-longest in team annals.

Franchise Record - Longest Runs By QB (All-Time)

Rnk	Player	Dist	Opponent
1	Charley Trippi	59t	10/5/52 vs. Chi
2	Kyler Murray	57	12/25/21 vs. Ind
3t	Kyler Murray	50t	10/6/24 @ SF
3t	M.C. Reynolds	50	11/2/58 vs. Phi
5	Kyler Murray	48	10/4/20 @ Car
6t	Joshua Dobbs	44	9/24/23 vs. Dal
6t	Sam Etcheverry	44	12/17/61 vs. Pit
8	Kyler Murray	42	10/16/22 @ Sea



MURRAY HITS 16,000 & 2,500

After throwing for 266 yards in Week 2 vs. the Rams, QB **Kyler Murray** surpassed 16,000 career passing yards. He has also rushed for 2,709 yards in his career.

Murray joined Josh Allen as the quickest players in NFL history to reach 16,000 passing yards and 2,500 rushing yards in terms of fewest games (67).

NFL History

Fewest Games to 16,000 Passing & 2,500 Rushing Yards

Rnk	Player (Team)	Gms
1t	Kyler Murray (AZ)	67
1t	Josh Allen (Buf)	67
3	Cam Newton (Car)	70
4	Russell Wilson (Sea)	74
5	Randall Cunningham (Phi)	85

Only Josh Allen (26 years, 148 days) and Cam Newton (26 years, 181 days) reached the milestone at a younger age than Murray (27 years, 39 days).

NFL History

Youngest to 16,000 Passing & 2,500 Rushing Yards

Rnk	Player (Team)	Age
1	Josh Allen (Buf)	26 years, 148 days
2	Cam Newton (Car)	26 years, 181 days
3	Kyler Murray (AZ)	27 years, 39 days
4	Lamar Jackson (Bal)	27 years, 243 days
5	Russell Wilson (Sea)	27 years, 357 days

Murray is just the fifth player in Cards history with 16,000+ career passing yards. With 214 passing yards vs. the Packers in Week 6, he passed Carson Palmer (16,782) for the fourth-most passing yards in franchise history.

Franchise Record - Passing Yards (Career)

Rnk	Player (Years)	Yards	Gms
1	Jim Hart (1966-83)	34,639	199
2	Neil Lomax (1981-88)	22,771	108
3	Jake Plummer (1997-02)	17,622	84
4	Kyler Murray (2019-24)	16,833	71
5	Carson Palmer (2013-17)	16,782	60



HIGHLY RATED QUARTERBACK

QB **Kyler Murray** completed 17-of-21 pass attempts (81.0%) for 266 yards, three TDs and a 'perfect' 158.3 passer rating in a win over the Rams in Week 2.

The outing marked Murray's 13th career start in which he finished with a passer rating of 115.0+ and his second in his last five starts (116.7 in 2023's Week 17 win @ Philadelphia). In franchise history only Neil Lomax (14) has more such games.



Franchise History

Games w/ 115.0+ Passer Rating (Career)

Rnk	Player (Years)	Gms
1	Neil Lomax (1981-88)	14
2	Kyler Murray (2019-24)	13
3t	Kurt Warner (2005-09)	12
3t	Jim Hart (1966-83)	12
5	Carson Palmer (2013-17)	10

The outing against the Rams was also his fifth career game with a completion percentage of 80.0-or-higher with 20+ pass attempts. Since 1970, a Cardinals QB has completed at least 80% of his passes with at least 20 pass attempts 12 times, five of those performances belong to Murray.

Cardinals Players w/80.0+ Completion % in a Game (min. 20 attempts) Since 1970

Rnk	Player (Years)	80.0+	Gms Played
1	Kyler Murray (2019-24)	5	71
2	Carson Palmer (2013-17)	2	60
3t	Joshua Dobbs (2023)	1	8
3t	Colt McCoy (2021-22)	1	12
3t	Kurt Warner (2005-09)	1	61
3t	Steve Beuerlein (1993-94)	1	25
3t	Neil Lomax (1981-88)	1	108

13 GAMES WITH AT LEAST 300

Murray has thrown for 300+ yards in a game 13 times in his career. **Only four players in franchise history have more.**

Franchise Record – Games 300+ Passing Yards

Rnk	Player (Years)	300+	Gms
1	Carson Palmer (2013-17)	25	60
2	Kurt Warner (2005-09)	22	61
3	Neil Lomax (1981-88)	18	108
4	Jim Hart (1966-83)	14	199
5	Kyler Murray (2019-24)	13	71

Murray Career 300-Yard Passing Performances

Yards	Opponent
406	12/20/20 vs. Phi
400	9/19/21 vs. Min
383	12/13/21 vs. LAR
380	10/11/20 @ NYJ
360	10/25/20 vs. Sea
349	9/15/19 @ Bal
340	10/13/19 vs. Atl
326	10/30/22 @ Min
325	12/29/19 @ LAR
324	11/10/19 @ TB
316	9/26/21 @ Jax
314	9/25/22 vs. LAR
308	9/8/19 vs. Det



MURRAY DOUBLES UP

In the Week 5 comeback road win over the 49ers, QB **Kyler Murray** threw and ran for a TD in a game for the 19th time in his career.

Murray is tied for the fourth-most games with a rushing and passing TD in NFL history through a player's first six seasons.

NFL History

Games w/ Rushing & Passing TD (1st 6 Seasons)

Rnk	Player (Years)	Gms
1	Josh Allen (2018-22)	36
2	Cam Newton (2011-16)	35
3	Daunte Culpepper (1999-03)	20
4t	Kyler Murray (2019-24)	19
4t	Jalen Hurts (2020-)	19

Murray's 19 outings with both a passing and rushing TD are easily the highest total in franchise history.

Franchise Record – Games w/ Rush & Pass TD (Career)

Rnk	Player (Years)	Gms	Gms Played
1	Kyler Murray (2019-24)	19	71
2	Jim Hart (1966-83)	11	199
3	Ernie Nevers (1929-31)	8	31
4	Charley Johnson (1961-69)	7	87
5	Paul Christman (1945-49)	6	50

Murray has 18 such performances over the last five seasons (2020-24). Only Josh Allen (28) and Jalen Hurts (19) have more during that span.

NFL Leaders

Games w/ Rushing & Passing TD (2020-24)

Rnk	Player (Team)	Gms
1	Josh Allen (Buf)	28
2	Jalen Hurts (Phi)	19
3	Kyler Murray (AZ)	18
4t	Justin Fields (Pit)	12
4t	Lamar Jackson (Bal)	12

11 GAMES WITH 2+ PASSING TDS & 1+ RUSHING TD

Murray has 11 career outings with at least two passing TDs and a rushing TD. In NFL history, only Cam Newton (16) and Josh Allen (14) had more such games in his first five seasons.

NFL History – Games w/ 2 Passing & 1+ Rushing TD (1st 5 Seasons)

Rnk	Player (Years)	Gms
1	Cam Newton (2011-15)	16
2	Josh Allen (2018-22)	14
3t	Kyler Murray (2019-23)	11
3t	Jeff Garcia (1999-03)	11
5t	Daunte Culpepper (1999-03)	10
5t	Otto Graham (1947-50)	10

27 RUSHING TDS AND COUNTING

Murray's 50-yard TD run in Week 5 at San Francisco was his 27th career rushing TD, further extending his franchise record for a QB.

Franchise Record – Rushing TDs by Quarterback (Career)

Rnk	Player (Years)	TD	Gms
1	Kyler Murray (2019-24)	27	71
2	Jim Hart (1963-88)	16	199
3	Lamar McHan (1954-58)	11	60
4t	Jake Plummer (1997-02)	10	84
4t	Neil Lomax (1981-88)	10	108
4t	Charley Johnson (1961-69)	10	87

Only six players in franchise history – at any position – had more career rushing TDs than Murray.

Franchise Record – Rushing TDs (Career)

Rnk	Player (Years)	TDs
1	Ottis Anderson (1979-86)	46
2	Wayne Morris (1976-83)	37
3t	John David Crow (1958-64)	33
3t	David Johnson (2015-19)	33
5t	James Conner (2021-24)	32
5t	Stump Mitchell (1981-89)	32
7t	Kyler Murray (2019-24)	27
7t	Johnny Roland (1966-72)	27
7t	Elmer Angsman (1946-52)	27



JAMES CONNER - AT A GLANCE

- Signed a one-year contract with the Cardinals on 4/13/21 as an unrestricted free agent following four seasons (2017-20) with Pittsburgh. Re-signed with Arizona in March of 2022, agreeing to a three-year contract.

- Is a two-time Pro Bowl selection (2018, '21), two-time Player of the Week (Week 8 of 2018; Week 8 of 2019) and one-time Player of the Month (October of 2018) selection.

CARDINALS HIGHLIGHTS

- Earned Pro Bowl honors for the second time in his career during his first season with Arizona in 2021, becoming just the fifth Cardinals RB to be named to the Pro Bowl during his first season with the team: Ollie Matson (1952), Johnny Roland (1966), Ottis Anderson (1979) and Johnny Johnson (1990).

- Has scored 38 TDs in his first 47 games with Arizona. In franchise history only RB David Johnson (42) had more TDs in his first 47 games with the team. Only four NFL players have scored more TDs than Conner (38) since 2021. His 32 rushing TDs with AZ are tied for the 5th most in franchise history.

- Has scored 17 total TDs vs. divisional opponents since joining the Cardinals in 2021, the most by any NFL player against their own division during that span.

- Rushed for a career-high 1,040 yards and seven TDs on 208 carries (5.0 avg.) in 13 games played in '23, marking his first career 1,000-yard rushing season. Also added 165 yards and two TDs on 27 receptions.

- Had 1,205 scrimmage yards and nine total TDs (seven rushing, two receiving) last season. It marked his third consecutive season with 1,000+ scrimmage yards in Arizona, after posting just one 1,000-yard campaign in four years with Pittsburgh. Joined RB Ottis Anderson (1979-81) as the only players in Cardinals history to have 1,000+ scrimmage yards in each of their first three seasons with the team.

- Led the NFL in runs of 20+ yards (11), ranked 2nd in rushing yards/game (80.0), 3rd in runs of 10+ yards (31), 6th in rushing yards (1,040), 7th in rushing average (5.00) and tied for 3rd with four games of 100+ rushing yards in '23.

- Ended the '23 season by scoring a TD (rushing or receiving) in each of his last five games. Has had a TD streak of 5+ games in each of the last three seasons.

- Rushed for two TDs in 2023's Week 13 win at Pittsburgh, marking the 12th game of his career with two-or-more rushing TDs. Since entering the NFL in 2017, his 12 games with two-or-more rushing TDs are tied for the third-most league-wide.

- Finished the 2022 season with 1,082 scrimmage yards and eight TDs in 13 games.

- In 2022, had a streak of six consecutive games with a TD (Games 10-15), tying the fourth-longest streak in team history and marking the second longest within a single season.

- Earned Pro Bowl honors in 2021 after playing in 15 games (six starts) during the regular season, finishing the year with 752 yards and 15 rushing TDs on 202 rushing attempts while adding 37 receptions for 375 yards and three TDs. Also scored in the Cardinals Wild Card matchup.

- His 18 total TDs in 2021 marked the second-highest single-season total in Cardinals history and ranked third in the NFL that year. His 15 rushing TDs also represented the second-highest single-season total in team annals and ranked second in the NFL that year.

- All 18 of his TDs during the 2021 regular season came in his final 13 games played. Had six games with multiple TDs in '21, joining RB David Johnson (8 in 2016) as the only players in franchise history to have at least six such performances in a single season.

- Had at least one TD (rushing or receiving) in seven consecutive games (Games 7-13) in 2021, tied for the longest streak in franchise history. Included in that stretch was a streak of five straight games with a rushing TD, tying the longest such streak in team history.

CAREER HIGHLIGHTS PRIOR TO JOINING ARIZONA

- Earned his first career Pro Bowl selection with the Steelers in 2018, when he rushed for 12 TDs (third in the NFL) and 973 yards on 215 carries (4.5 avg.) while catching 55 passes for 497 yards a TD in just 13 games.

- With the Steelers, appeared in 50 games (33 starts) and ran for 2,302 yards and 22 TDs on 532 carries (4.3-yard avg.) along with 124 receptions for 963 yards and four TDs.



38 TDS IN 47 GAMES WITH ARIZONA

Conner's six-yard TD run in Week 4 vs. Washington gave him 38 total TDs as a member of the Cardinals. That is the second-most in franchise history in a player's first 47 games with the team.

Franchise Record – TDs in 1st 47 games w/ Team

Rnk	Player (Years)	TDs
1	RB David Johnson (2015-18)	42
2	RB James Conner (2021-24)	38
3	RB John David Crow (1958-62)	35
4	HB Mal Kutner (1946-49)	32
5	E Sonny Randle (1959-62)	29

Since Conner joined the Cardinals in 2021, only four players in the NFL have more scrimmage TDs.

NFL Leaders - Total Scrimmage TDs (2021-24)

Rnk	Player (Team)	TDs	Rush	Rec
1	RB Austin Ekeler (Was)	45	31	14
2	RB Derrick Henry (Bal)	44	43	1
3t	QB Jalen Hurts (Phi)	40	40	0
3t	RB Joe Mixon (Hou)	40	31	9
5t	RB James Conner (AZ)	38	32	6
5t	WR Mike Evans (TB)	38	0	38

SEVEN GAMES WITH MULTIPLE RUSHING TDs

Despite having played just 47 games with Arizona, only one player (David Johnson - 8) in franchise history has more games with multiple rushing TDs than Conner (7).

Franchise Record Games w/ 2+ Rushing TDs (Career)

Rnk	Player (Years)	Gms
1	David Johnson (2015-19)	8
2t	James Conner (2021-24)	7
2t	Stump Mitchell (1981-89)	7
2t	Johnny Roland (1966-72)	7
2t	Ernie Nevers (1929-31)	7
6t	Ottis Anderson (1979-86)	6
6t	John David Crow (1958-64)	6

Conner has seven outings with multiple rushing TDs in 47 games with the Cardinals. Since Conner came to Arizona in 2021, only two players in the NFL have more games with multiple rushing TDs.

NFL Leaders – Games w/ 2+ Rushing TDs (2021-24)

Rnk	Player (Team)	Gms
1t	QB Jalen Hurts (Phi)	11
1t	RB Derrick Henry (Bal)	11
3	RB James Conner (AZ)	7
4t	Six Players Tied	6



CONNER AMONG ACTIVE LEADERS

In Week 2's 41-10 win over the Rams, Conner ran for 122 yards and a TD on 21 carries (5.8 avg.). **With 122 rushing yards in the outing, Conner surpassed 5,000 career rushing yards. He is one of just 13 active players to have reached that milestone.**

Active NFL Leaders – Rushing Yards (Career)


Rnk	Player (1 st Season)	Yards	Team
1	Derrick Henry (2016)	10,206	Bal
2	Ezekiel Elliott (2016)	9,019	Dal
3	Joe Mixon (2017)	6,698	Hou
4	Nick Chubb (2018)	6,511	Cle
5	Aaron Jones (2017)	6,290	Min
6	Alvin Kamara (2017)	6,257	NO
7	Dalvin Cook (2017)	6,207	Dal
8	Christian McCaffrey (2017)	6,185	SF
9	Josh Jacobs (2019)	6,009	GB
10	Saquon Barkley (2018)	5,693	Phi
11	Lamar Jackson (2018)	5,661	Bal
12	Russell Wilson (2012)	5,307	Pit
13	James Conner (2017)	5,279	AZ
14	David Montgomery (2019)	4,975	Det
15	Jonathan Taylor (2020)	4,931	Ind

Conner ran for 100+ yards and a TD again in Week 4 vs. Washington. The rushing TD marked the 54th of his career. **That is the fifth most among active players.**

Active NFL Leaders – Rushing TDs (Career)

Rnk	Player (1 st Season)	TDs	Team
1	Derrick Henry (2016)	98	Bal
2	Ezekiel Elliott (2016)	72	Dal
3	Alvin Kamara (2017)	60	NO
4	Josh Allen (2018)	56	Buf
5	James Conner (2017)	54	AZ

Conner joins Derrick Henry, Ezekiel Elliott, Alvin Kamara, Joe Mixon and Christian McCaffrey as the only active players with 5,000+ rushing yards and 50+ rushing TDs in their career.



A CAREER YEAR FOR #6 IN 2023

RB James Conner rushed for a career-high 150 yards and a TD on 27 carries (5.6 avg.) in the '23 season finale vs. Seattle. **The performance pushed him past 1,000 rushing yards for the first time in his career.**

Conner finished the 2023 season with 1,040 rushing yards and seven rushing TDs on 208 carries (5.0 avg.) while also adding 165 yards and two TDs on 27 receptions in only 13 games.

Despite missing four games due to injury, Conner finished the 2023 season ranked:

- **1st in the NFL in runs of 20+ yards (11)**
- **2nd in the NFL in rushing yards/game (80.00)**
- **3rd in the NFL in runs of 10+ yards (31)**
- **6th in the NFL in rushing yards (1,040)**
- **6th in the NFL in rushing average among players with 140+ carries (5.00)**
- **Tied for 3rd in the NFL in games of 100+ rushing yards (4)**

2023 NFL Leaders - Rushing Yards

Rnk	Player (Team)	Yards	Att	Avg.
1	Christian McCaffrey (SF)	1,459	272	5.36
2	Derrick Henry (Bal)	1,167	280	4.17
3	Kyren Williams (LAR)	1,144	228	5.02
4	James Cook (Buf)	1,122	237	4.73
5	D'Andre Swift (Chi)	1,049	229	4.58
6	James Conner (AZ)	1,040	208	5.00

Conner became just the 11th different player in team history to have 1,000+ rushing yards in a season, and the first to do so since David Johnson in 2016. Conner's 2023 campaign was the 16th 1,000-rushing yard season in franchise history.

He became just the third player in franchise history to rush for 1,000+ yards in a season while also averaging at least 5.0 yards per rush attempt.

Franchise History - 1,000+ Rushing Yards & 5.0 Rushing Avg. (Season)

Player	Year	Yards	Att	Avg.
James Conner	2023	1,040	208	5.00
Stump Mitchell	1985	1,006	183	5.49
John David Crow	1960	1,071	183	5.85



LEAGUE LEADER IN BIG RUNS IN 2023

RB James Conner's final TD of the 2023 season came on a career-long 29-yard TD run in the third quarter. **It was one of Conner's 11 runs of 20+ yards in 2023, the most in the NFL despite him missing four games due to injury.**

2023 NFL Leaders - Runs of 20+ Yards

Rnk	Player (Team)	20+
1	James Conner (AZ)	11
2	Jahmyr Gibbs (Det)	10
3	Christian McCaffrey (SF)	9
4t	Najee Harris (Pit)	8
4t	De'Von Achane (Mia)	8

Conner finished the 2023 season with 31 runs of 10+ yards, the third-most in the NFL.

2023 NFL Leaders - Runs of 10+ Yards

Rnk	Player (Team)	10+
1	Christian McCaffrey (SF)	44
2	James Cook (Buf)	33
3	James Conner (AZ)	31
4t	Raheem Mostert (Mia)	30
4t	Bijan Robinson (Atl)	30

Conner's 1,040 rushing yards in 2023 came on 208 carries. His average of 5.00 yards per attempt ranked seventh in the NFL last season.

2023 NFL Leaders - Rushing Average

Rnk	Player (Team)	Avg.	Yds	Att
1	QB Lamar Jackson (Bal)	5.55	821	148
2	RB Christian McCaffrey (SF)	5.36	1,459	272
3	QB Justin Fields (Pit)	5.30	657	124
4	RB Jaylen Warren (Pit)	5.26	784	149
5	RB Jahmyr Gibbs (Det)	5.19	945	182
6	RB Kyren Williams (LAR)	5.02	1,144	228
7	RB James Conner (AZ)	5.00	1,040	208



THREE STRAIGHT WITH 1,000+ SCRIMMAGE YARDS

After reaching 1,000 scrimmage yards just once in his four seasons with the Steelers, RB James Conner has reached the mark in each of his three seasons with the Cardinals. Conner finished the 2023 season with 1,205 scrimmage yards (1,040 rushing; 165 receiving) in just 13 games.

Conner joined Ottis Anderson (1979-81) as the only players in Cardinals history to have 1,000+ scrimmage yards in each of their first three seasons with the team.

In team history, only WR Larry Fitzgerald (5 straight) has more consecutive seasons of 1,000+ scrimmage yards than Conner (3).

Franchise Record

Consecutive Seasons of 1,000+ Scrimmage Yards

Rnk	Player	Seasons
1	WR Larry Fitzgerald	5 (2007-11)
2t	RB James Conner	3 (2021-23)
2t	WR J.T. Smith	3 (1986-88)
2t	RB Stump Mitchell	3 (1985-87)
2t	RB Ottis Anderson	3 (1979-81)



CONNER MAKES IT 7 STRAIGHT - AGAIN

RB James Conner rushed for 122 yards and a TD on 21 carries (5.8 avg.) in the win over the Rams in Week 2. **His five-yard TD run in the third quarter gave Conner at least one TD in seven straight games. That tied the franchise record for consecutive games with a TD.**

In the Cardinals first 101 seasons (1920-2020) as an NFL franchise, a player had a streak of seven consecutive games with a TD just twice. Conner has now accomplished the feat twice since joining the team in 2021.

Franchise Record - Consecutive Games w/ TD

Rnk	Player (Year)	Gms	Game #s
1t	James Conner (2023-24)	7	Games 13-17 in '23, Games 1-2 in '24
1t	James Conner (2021)	7	Games 7-13
1t	John David Crow (1959-60)	7	Games 11-12 in '59; Games 1-5 in '60
1t	Mal Kutner (1947-48)	7	Games 8-12 in '47; Games 1-2 in '48
5t	James Conner (2022)	6	Games 10-15
5t	Anquan Boldin (2008)	6	Games 2-4; 7-9



32 RUSHING TDS WITH THE CARDINALS

RB James Conner rushed for 104 yards and a TD in Week 4 vs. Washington, giving him 32 rushing TDs with the Cards. **Despite having played just 47 games with the team, Conner's 32 rushing TDs are tied for fifth in franchise history.**

Franchise Record - Rushing TDs (Career)

Rnk	Player (Years)	TDs	Gms
1	Ottis Anderson (1979-86)	46	99
2	Wayne Morris (1976-83)	37	100
3t	John David Crow (1958-64)	33	69
3t	David Johnson (2015-19)	33	62
5t	James Conner (2021-24)	32	47
5t	Stump Mitchell (1981-89)	32	116
7t	Kyler Murray (2019-24)	27	71
7t	Johnny Roland (1966-72)	27	96
7t	Elmer Angsman (1946-52)	27	83
9t	Ernie Nevers (1929-31)	26	31

Conner's 32 rushing TDs are the most in franchise history in a player's first 47 games with the team.

Franchise Record - Rushing TDs in 1st 47 Games with Cards

Rnk	Player (Years)	TDs
1	James Conner (2021-24)	32
2	David Johnson (2015-17)	31
3t	Ottis Anderson (1979-81)	26
3t	Ernie Nevers (1929-31)	26
5	Pat Harder (1946-49)	24



CONNER KEEPS IT 100

RB James Conner ran for 104 yards and a TD on 18 carries (5.8 avg.) in Week 4 vs. Was. **It was Conner's seventh 100-yard rushing performance with the Cardinals. His seven games with 100+ rushing yards are the fifth most in Cardinals history.**

Franchise History

Games w/ 100+ Rushing Yds (Career)

Rnk	Player (Gms w/ Cards)	Gms
1	Ottis Anderson (99)	34
2	Stump Mitchell (116)	14
3	Jim Otis (80)	9
4	Edgerrin James (45)	8
5	James Conner (47)	7

Over Conner's last eight games, he has 828 scrimmage yards (681 rushing, 147 receiving), six total TDs (five rushing, one receiving), 22 runs of 10+ yards, seven runs of 20+ yards and a 4.8 rushing average. His seven runs of 20+ yards, 681 rushing yards and 22 runs of 10+ yards all rank second in the NFL during that span.



TREY MCBRIDE - AT A GLANCE



- Selected by the Cardinals in the second round (55th overall) of the 2022 NFL Draft, McBride has started 30-of-38 games played in his first three seasons (2022-24), totaling 138 receptions for 1,361 yards and four TDs.

- Started 12-of-17 games in 2023, and despite not taking over as the team's #1 TE until Week 8, turned in one of the best seasons in franchise history by a TE. Led the Cardinals in receptions (81) and receiving yards (825) while also adding three TD catches.

- Shattered the previous franchise single-season record for receptions by a TE with 81 (record was 56) while his 825 receiving yards were the second-most in a season in team history by a TE (Jackie Smith - 1,205 in 1967). Finished last season tied for fifth among NFL TEs in receptions and seventh in receiving yards.

- After taking over as the Cardinals full-time starter at TE in Week 8 of 2023, hauled in 66 receptions for 665 yards and three TDs. He ranked second among NFL TEs in receptions and third in receiving yards during that span (Weeks 8-18).

- Had two games with 100+ receiving yards (none by Arizona TEs in previous 34 years) and two outings with 10+ receptions (had never been done by a TE in team history) in 2023.

- Had his first career 100-yard outing in Week 10 vs. Atlanta (11/12/23) when he caught eight passes for 131 yards. The performance came 34 years to the day since the last 100-yard outing by a Cardinals TE: Rob Awalt, 105 yards vs. Dallas on 11/12/89.

- Had at least eight receptions and 85 receiving yards in four games in 2023, the most such games among NFL TEs last year. All four outings came in a seven-game span from Week 8-15.

- Winner of the 2021 John Mackey Award as the nation's top tight end and earned unanimous first-team All-America honors as a senior at Colorado State. Also named the Mountain West 2021-22 Male Athlete of the Year.

A RECORD-BREAKER IN YEAR TWO

TE Trey McBride - selected by Arizona in the second round (55th overall) of the 2022 Draft - led the Cardinals in both receptions (81) and receiving yards (825) in 2023 while adding three TD catches.

McBride posted those numbers despite not taking over as the team's #1 TE until Week 8.

- His 81 receptions set a franchise single-season record by a TE, shattering the previous mark of 56 (by Zach Ertz in 2021 & Jackie Smith in 1967).**

- His 825 receiving yards are the second-highest season total in franchise history by a TE.**

Franchise Record - Receptions by TE (Season)

Rnk	Player (Year)	Rec
1	Trey McBride (2023)	81
2t	Zach Ertz (2021)	56
2t	Jackie Smith (1967)	56
4	Freddie Jones (2003)	55
5	Jackie Smith (1968)	49

Franchise Record - Receiving Yards by TE (Season)

Rnk	Player (Year)	Yds
1	Jackie Smith (1967)	1,205
2	Trey McBride (2023)	825
3	Jackie Smith (1966)	810
3	Jackie Smith (1968)	789
5	Jackie Smith (1970)	687



MCBRIDE AMONG THE NFL TIGHT END LEADERS IN 2023

McBride ranked seventh among NFL TEs in receiving yards and tied for fifth in receptions in 2023.

2023 Receiving Yards (Tight End)		
Rnk	Player (Team)	Yds
1	George Kittle (SF)	1,020
2	Travis Kelce (KC)	984
3	Evan Engram (Jax)	963
4	T.J. Hockenson (Min)	960
5	Sam LaPorta (Det)	889
6	David Njoku (Cle)	882
7	Trey McBride (AZ)	825
8	Jake Ferguson (Dal)	761
9	Cole Kmet (Chi)	719
10	Dalton Kincaid (Buf)	673

2023 Receptions (Tight End)			
Rnk	Player (Team)	Rec	Yds
1	Evan Engram (Jax)	114	1,020
2	T.J. Hockenson (Min)	95	960
3	Travis Kelce (KC)	93	984
4	Sam LaPorta (Det)	86	889
5t	Trey McBride (AZ)	81	825
5t	David Njoku (Cle)	81	882
7t	Dalton Kincaid (Buf)	73	673
7t	David Njoku (Cle)	73	882
9	Jake Ferguson (Dal)	71	761
10	George Kittle (SF)	65	984

ENDING A 34-YEAR DROUGHT IN THE DESERT

Two weeks after he became the first TE in franchise history with 10+ receptions in a game, TE **Trey McBride caught eight passes for 131 yards against the Falcons in Week 10 of the 2023 season.**

The performance came 34 years to the day since the last 100-yard outing by a Cardinals TE: Rob Awalt, 105 yards vs. Dallas on 11/12/89.

McBride's 131-yard outing against the Falcons last year marked the sixth-best single-game receiving yardage total by a TE in the NFL in 2023.

2023 NFL Leaders - Receiving Yards by TE (Game)

Rnk	Player (Team)	Yds	Opponent
1	Travis Kelce (KC)	179	10/22 vs. LAC
2	George Kittle (SF)	149	10/29 vs. Cin
3	Sam LaPorta (Det)	140	12/3 vs. NO
4t	David Njoku (Cle)	134	12/28 vs. NYJ
4t	T.J. Hockenson (Min)	134	11/12 vs. NO
6	Trey McBride (AZ)	131	11/12 vs. Atl

After going 34 years between 100 yard games by a TE, McBride hit the mark again just four games later - finishing with 10 receptions for 102 yards vs. San Francisco in Week 15.

McBride (2) joined Jackie Smith (who accomplished the feat six times) as the only TEs in Cardinals history to have multiple 100-yard receiving performances in a single season.

Franchise Record

100-Yard Games by Cardinals TE (Season)

Rnk	Player (Year)	Gms
1	Jackie Smith (1967)	4
2t	Jackie Smith (1970)	3
2t	Jackie Smith (1966)	3
4t	Trey McBride (2023)	2
4t	Jackie Smith (1968)	2
4t	Jackie Smith (1965)	2
4t	Jackie Smith (1964)	2



McBride (2) joined George Kittle (3), Travis Kelce (2) and David Njoku (2) as the only TEs in the NFL with multiple games of 100+ receiving yards in 2023.

2023 NFL Leaders - Games w/ 100+ Receiving Yards (TE)

Rnk	Player (Team)	Gms
1	George Kittle (SF)	3
2t	Trey McBride (AZ)	2
2t	Travis Kelce (KC)	2
2t	David Njoku (Cle)	2
5t	Dalton Schultz (Hou)	1
5t	Jonnu Smith (Atl)	1
5t	Sam LaPorta (Det)	1
5t	Cole Kmet (Chi)	1
5t	Dalton Kincaid (Buf)	1
5t	T.J. Hockenson (Min)	1
5t	Dallas Goedert (Phi)	1
5t	Pat Freiermuth (Pit)	1

MCBRIDE HAULS IN 10 - TWICE

In Week 8 vs. the Ravens in 2023, TE Trey McBride finished with a career high 10 receptions. He became the first TE in franchise history to have 10+ receptions in a game. McBride then matched the mark with 10 catches against San Francisco in Week 15.

Franchise Record

Receptions by TE (Game)

Rnk	Player	Rec	Opponent
1t	Trey McBride	10	12/17/23 vs. SF
1t	Trey McBride	10	10/29/23 vs. Bal
3t	Jay Novacek	9	10/2/88 @ LAR
3t	Rob Awalt	9	11/8/87 vs. TB
3t	Rob Awalt	9	11/1/87 vs. Phi
3t	Jackie Smith	9	12/13/64 vs. Phi
3t	Jackie Smith	9	10/13/63 vs. Pit

McBride was one of just four TEs in the NFL last season to have multiple games with 10+ receptions.

2023 NFL Leaders

Games w/ 10+ Receptions (TE)

Rnk	Player (Team)	Gms
1	Evan Engram (Jax)	4
2t	Trey McBride (AZ)	2
2t	Travis Kelce (KC)	2
2t	T.J. Hockenson (Min)	2
5t	Dalton Schultz (Hou)	1
5t	David Njoku (Cle)	1
5t	Cole Kmet (Chi)	1
5t	Dalton Kincaid (Buf)	1

McBride had four games with eight-or-more receptions in a seven-game span from Week 8-15; only Jaguars TE Evan Engram (5) had more such games in 2023.



A LATE SURGE & BIG EXPECTATIONS IN '24

Following a highly-productive finish to the 2023 season in which he became one of Kyler Murray's favorite targets after the QBs return from injury, WR Greg Dortch has developed into a weapon in the Cardinals offense.

Originally signed as a rookie free agent by the Jets in 2019 out of Wake Forest, Dortch spent time with five different teams (Jets, Panthers, Rams, Falcons and Cardinals) and was released six different time in his first three NFL seasons (2019-21).

During that time he appeared in just seven games with three receptions for 15 yards while seeing limited action as a returner (7 punt returns, 9 kickoff returns).

In the past two seasons (2022-23) with Arizona, Dortch became a key component on both offense and special teams. **In that span he appeared in 32 games (8 starts) and had 1,821 all-purpose yards (broken down below):**

- **76 receptions for 747 yards and 4 TDs**
- **8 rush attempts for 49 yards**
- **55 punt returns for 447 yards**
- **28 kickoff returns for 578 yards**



In 2022, Dortch appeared in 16 games (4 starts) and posted career highs in receptions (52) and receiving yards (2) with two TD catches. **After serving primarily on special teams early in 2023 - catching just one pass for two yards in his first nine games played - he finished with 23 receptions for 278 yards and two TDs over his final seven games.**

That performance has led to the increased expectations in 2024, especially from his QB Murray - who had high praise for his 5-7, 175-pound wideout.

"If he's 6-3, he's a top-five receiver (in the NFL)," Murray said prior to the start of training camp. "I feel like Dortch is unguardable as far as, you know, one-on-one, knowing where to be in the zones. He's got the nuance and the savvy to him that you want in a receiver and not everybody has it. It's not very common. I'll go to war with Greg every day."

Over those final seven games last season, Dortch had:

- **6 outings with multiple receptions**
- **2 TD receptions**
- **3 receptions of 30+ yards**
- **14 receptions for 1st downs**

In the Week 17 win at Philadelphia, Dortch led the Cardinals in both receptions (7) and receiving yards (82).

That performance came a week after he had two catches for 45 yards in Chicago, including a career-long 38-yard TD reception in the fourth quarter.

In the season opener at Buffalo, Dortch led the Cardinals in receptions (six) and receiving yards (47).

WILSON STARTS - AND ENDS - FAST

WR Michael Wilson got off to a fast start as a rookie in 2023, **catching 28 passes for 435 yards and two TDs in his first nine career games played.**

A shoulder injury forced him to miss four games and limited his availability in his return, leaving him without a catch between Weeks 11-16.

He made up for lost time in the final two games, hauling in 10 catches for 130 yards, a TD and a two-point conversion in those contests.

In 13 games played in 2023, Wilson totaled 38 receptions for 565 yards and three TDs.

WILSON COMES UP BIG IN WIN OVER EAGLES

In the win over the Eagles in Week 17, Wilson had four catches for 35 yards and a TD while also scoring his first career two-point conversion.

Both of Wilson's scoring catches were crucial ones for Arizona: he caught a two-point conversion to tie the game at 21 in the 3rd quarter then hauled in a five-yard TD pass from QB Kyler Murray to tie the game at 28 with just over five minutes remaining.



DALLAS MAKES HISTORY WITH KICK RETURN

At the NFL Owners meeting in March, changes to kickoff rules were approved that drastically altered the previous model.

The league termed its new kickoff rules the "dynamic kickoff" and in the Cardinals season opener at Buffalo RB DeeJay Dallas made history.

With the Cardinals trailing 31-20 mid-way through the fourth quarter, Dallas fielded a kickoff and returned it 96 yards for a TD. **Signed as a free agent in the offseason, Dallas became the first player in the NFL to return one of the new "dynamic kick-offs" for a TD.**

OTHER FACTS ABOUT DEEJAY'S RETURN

• Dallas' 96-yard KOR TD at Buffalo was the Cardinals first kickoff return TD since Week 2 of the 2015 season at Chicago, when RB David Johnson returned the opening kickoff 108 yards for a TD.

• **It was just the third Week 1 kickoff return TD in Cardinals history, and the first in 70 years. Prior to Dallas, the last Cardinals player to have a KOR TD in Week 1 was Les Golbes (94 yards) vs. the Giants on 9/26/54.**



GILLIKIN PUNTS HIS WAY TO FRANCHISE RECORD

After signing with the Cardinals in early October last season, P Blake Gillikin went on to have a record-breaking year in Arizona.

Gillikin appeared in 13 games and punted 51 times for 2,580 yards. He averaged 50.6 yards per punt in 2023, a new franchise single-season record.


Franchise Record - Punting Average (Season)

Rnk	Player (Year)	Avg.	Punts	Yards
1	Blake Gillikin (2023)	50.6	51	2,580
2	Andy Lee (2021)	49.0	51	2,501
3	Andy Lee (2018)	48.6	94	4,568
4	Andy Lee (2019)	47.8	61	2,913
5	Andy Lee (2017)	47.3	88	4,159

Gillikin's 50.6-yard punting average ranked third in the NFL in 2023.

2023 NFL Leaders - Punting Average

Rnk	Player (Team)	Avg.	Punts	Yards
1	Ryan Stonehouse (Ten)	53.1	53	2,812
2	Bryan Anger (Dal)	51.4	44	2,262
3	Blake Gillikin (AZ)	50.6	51	2,580
4	A.J. Cole (LV)	50.4	75	3,783
5	Jake Camarda (TB)	50.1	77	3,854



In the season finale vs. Seattle, Gillikin averaged 50.7 yards on three punts. It marked the ninth game that he averaged 50.0+ yards per punt. Only Jake Camarda (11) had more games averaging 50.0+ yards per punt in 2023.

MORE GILLIKIN HIGHLIGHTS IN 2023

- **In Week 16 at Chicago, Gillikin had a 77-yard punt. It was the longest punt for a Cardinals player since Mike Wood had an 81-yarder at NY Giants in 1978.**
- **In Week 12 vs. the Rams, Gillikin converted a fake punt on his first career rushing attempt. On 4th-n-7 from the AZ 28-yard line, he ran for 10 yards - the longest run by a punter in the NFL since 2018 (NYG P Riley Dixon - 14 yards).**

UNDRAFTED DEMERCADO SETS A RECORD IN 2023

Another rookie who made an impact for Arizona last season was RB Emari Demercado - who signed with the Cardinals as a rookie free agent out of TCU. Despite limited playing time, he finished the year with 284 rushing yards and two TDs on 58 carries (4.9 avg.) in 2023.

Excluding 1987 which featured replacement players, Demercado's 284 rushing yards were the most in franchise history by an undrafted rookie.

Franchise Record - Rushing Yards by Undrafted Rookie

Rnk	Player (Year)	Yds	Att	TD
1	RB Emari Demercado (2023)	284	58	2
2	QB M.C. Reynolds (1958)	252	48	0
3	RB William Powell (2012)	217	60	0
4	RB Cid Edwards (1968)	214	31	1
5	FB Sam Agee (1938)	178	48	1

Demercado ranked third in rushing yards among undrafted rookies last season.

2023 NFL Leaders - Rushing Yards by Undrafted Rookie

Rnk	Player (Team)	Yds	Att	TD
1	RB Jaleel McLaughlin (Den)	410	76	1
2	RB Keaton Mitchell (Bal)	396	47	2
3	RB Emari Demercado (AZ)	284	58	2
4	QB Tommy DeVito (NYG)	195	36	1
5	QB Tyson Bagent (Chi)	109	23	2

In Week 15 vs. San Francisco, Demercado rushed for 64 yards and a TD on four carries, including a 49-yard TD run in the fourth quarter. It was the third-longest TD run by a rookie in the NFL in 2023.

Longest TD Runs By Rookie (2023)

Rnk	Player (Team)	Dist	Opponent
1	RB De'Von Achane (Mia)	76	10/8 vs. NYG
2	RB De'Von Achane (Mia)	67	9/24 vs. Den
3	RB Emari Demercado (AZ)	49	12/17 vs. SF
4	RB Keaton Mitchell (Bal)	40	11/5 vs. Sea
5	RB Keaton Mitchell (Bal)	39	11/12 vs. Cle



BUDDA BAKER - AT A GLANCE

- Selected by the Cardinals in the second round (36th overall) of the 2017 NFL Draft out of Washington, Baker has appeared in 111 games (101 starts) during the regular season.

- A six-time Pro Bowl selection, three-time All-Pro honoree, one-time NFC Defensive Player of the Month (Oct. 2020) and one-time NFC Defensive Player of the Week (Week 6 in 2020).

NFL LEADER

- The 2022 season marked his fourth season with 100+ tackles. Dating back to his first season as a starter in 2018, Baker is the one of four DBs in the NFL with at least four seasons of 100+ tackles (Jessie Bates, Derwin James & Jordan Poyer - 4).

- Since entering the league in 2017, he leads all NFL DBs in total tackles (779) and solo tackles (550) which are 61 more than the player who ranks second in both categories (Kevin Byard - 718 and 489).

CARDINALS HISTORY

- Voted a team captain for the fifth consecutive year (2020-24), Baker earned his sixth Pro Bowl selection as a starter (fifth consecutive at safety) in 2023.

- Became just the third player in Cardinals history to receive at least six Pro Bowl selections in his first seven NFL seasons joining Patrick Peterson (7) and Ollie Matson (6). Only two active NFL DBs (Patrick Peterson - 7 and Jalen Ramsey - 6) have more career Pro Bowls than Baker.

- Ranked second among Cardinals with 87 tackles (five for loss) in 2023 despite missing five games due to injury.

- Led the team with 111 tackles in just 15 games in 2022, adding seven passes defended, two INTs, two QB hits and a fumble recovery.

- In 2021, was named a team captain and earned Pro Bowl and second-team All-Pro honors after posting 98 tackles and establishing career-best marks in INTs (three) and passes defended (seven). Also added a fumble recovery, six tackles for loss and three QB hits.

- Named a team captain for the first time, earned first-team All-Pro honors and was selected to his third Pro Bowl (second consecutive at safety) in 2020, joining CB Patrick Peterson (4) as the only players in Cardinals history to earn at least three Pro Bowl selections before their 25th birthday. Matched a team high and tied for the NFL lead among DBs with 118 tackles while adding seven tackles for loss, 2.0 sacks, three QB hits, two INTs, six passes defended and a forced fumble over 15 games.

- Became the fourth player in Cardinals history to be voted "NFC Defensive Player" of the Month (October, 2020) with 31 tackles, 2.0 sacks, two INTs (90 return yards), three tackles for loss, three QB hits, two passes defended and a forced fumble in three games.

- Earned his second Pro Bowl nod (first at safety) in 2019 becoming the first player in franchise history selected to the Pro Bowl as a special teamer and as a position player. Started all 16 games and led all NFL DBs with a career-high 147 tackles (including a league-high 104 solo tackles) and posted seven tackles for loss, six passes defended, six QB hits, a half-sack, a forced fumble and a fumble recovery.

- In 2018, appeared in 14 games (13 starts) and totaled 107 tackles, eight tackles for loss, 2.0 sacks, three QB pressures, four QB hits, two passes defended, a forced fumble and two fumble recoveries (one returned 36 yards for his first career TD); one of just three NFL safeties with 100+ tackles, 2.0+ sacks and 8+ tackles for loss in 2018, according to league statistics.

- Named first-team All-Pro and was voted to the Pro Bowl for his work on special teams as a rookie in 2017 after he led the Cardinals and ranked third in the NFL with 16 special teams tackles. One of just four rookies named to the Pro Bowl in 2017 and became just the fifth Cardinals rookie since the 1970 merger to be named to the Pro Bowl.

PERSONAL

- During a remarkable prep career at Bellevue High School, won five team state titles (three in football, two in track & field) and eight individual state titles in track & field. In football, he played safety, running back and return specialist on a team that won 42 consecutive games and three consecutive 3A Washington State Championships. Won Seattle Times State Football Player of the Year as a senior in 2013.

- In the 2012 state championship game, scored TDs on a 61-yard run and a 71-yard punt return.



INSIDE BAKER'S FIRST 111 CAREER GAMES

S Budda Baker - a six-time Pro Bowler, three-time All-Pro and five-time team captain - **played his 100th career regular season game in 2023 when the Cardinals hosted the Rams in Week 12 in 2023.**

He became just the seventh safety in franchise history to appear in at least 100 games with the team.

Franchise History Most Games Played By a Safety

Rnk	Player (Years)	Gms
1	Adrian Wilson (2001-12)	181
2	Larry Wilson (1960-72)	169
3	Lee Nelson (1976-85)	135
4	Kwamie Lassiter (1995-02)	115
5	Budda Baker (2017-24)	111
6	Rashad Johnson (2009-15)	100

SETTING THE STANDARD AT SAFETY

Selected by the Cardinals in the 2nd round (36th overall) of the 2017 Draft, Baker has appeared in 111 games (101 starts) and has:

779 tackles (550 solo)

7.5 sacks

40 tackles for loss

7 INTs

35 passes defended

6 forced fumbles

5 fumble recoveries (1 returned for a TD)

Since entering the NFL in 2017, Baker leads all NFL DBs in total tackles (779) and solo tackles (550).

NFL Leaders - Tackles by Defensive Back (2017-24)

Rnk	Player (Team)	Tkl	Solo
1	S Budda Baker (AZ)	779	550
2	S Kevin Byard (Chi)	718	489
3	S Jordan Poyer (Mia)	688	473
4	S Harrison Smith (Min)	658	475
5	S Jessie Bates III (Atl)	652	441

In that same stretch, Baker also leads all NFL DBs with 29 games of double-digit tackles, the most recent of which came in Week 5 at SF (12 tackles).

NFL Leaders - Games w/ 10+ Tackles by DB (2017-24)

Rnk	Player (Team)	Gms
1	S Budda Baker (AZ)	29
2	S Jordan Poyer (Mia)	21
3	S Jessie Bates III (Atl)	17
4	S Kevin Byard (Chi)	14
5t	S Jamal Adams (Ten)	12
5t	S Derwin James (LAC)	12
5t	S Minkah Fitzpatrick (Pit)	12

SIX STRAIGHT SEASONS WITH 85+ TACKLES

Despite missing five games due to injury in 2023, Baker finished the year with 87 tackles. **It marked his sixth consecutive season with 85+ tackles dating back to 2018 - his second NFL season and first as a starter.**

Baker is the only DB in the NFL with at least 85 tackles each of the last six seasons (2018-23). He is one of just nine NFL players - at any position - to accomplish the feat.

Among All NFL Players 85+ Tackles Each of Last 6 Seasons (2018-23) Player (Team)

S Budda Baker (AZ)
 LB Lavonte David (TB)
 LB Demario Davis (NO)
 LB Tremaine Edmonds (Chi)
 LB Jordan Hicks (Min)
 LB Eric Kendricks (Dal)
 LB Roquan Smith (Bal)
 LB Bobby Wagner (Was)
 LB Fred Warner (SF)



FOUR SEASONS WITH 100+ TACKLES

Baker - who led all NFL DBs in tackles in both 2019 (147) and 2020 (118) - has recorded 100+ tackles in a season four times in his career.

Dating back to his first season as a starter in 2018, he is one of just four DBs in the NFL with at least four seasons of 100+ tackles.

NFL Leaders - Seasons w/ 100+ Tackles by DB (2018-24)

Rnk	Player (Team)	100+
1t	Budda Baker (AZ)	4
1t	Jessie Bates III (Atl)	4
1t	Derwin James (LAC)	4
1t	Jordan Poyer (Buf)	4
5t	Kevin Byard (Chi)	3
5t	John Johnson (LAR)	3

ANOTHER STELLAR SEASON FOR THOMPSON

In 15 games played in 2023, fifth-year S Jalen Thompson totaled 78 tackles, a team-high four INTs, nine passes defended, five tackles for loss, three QB hits and a forced fumble.

Thompson's four INTs, nine passes defended, five tackles for loss and 1.0 sack were all career highs.

Much of Thompson's production in 2023 came in a seven-game stretch to end the year that saw his game reach another level. In those seven outings, he had:

- 38 Tackles
- 3 Interceptions
- 6 Passes Defended
- 1.0 Sack
- 2 QB Hits
- 2 Tackles for Loss

That seven-game stretch saw Thompson record:

- **An INT in back-to-back games for the first time in his career (Games 11-12)**
- **His first career sack (Week 11 @ Houston)**
- **A career single-game high with 3 passes defended (Week 16 @ Chicago)**

With an INT and a sack in Week 11, he became just the second Cardinal (S Budda Baker in Week 6 of 2020) to have an INT and a sack in a game. Thompson's fourth quarter INT of Bears QB Justin Fields in Week 16 was his fourth INT of the season. Only two safeties had more in 2023.

2023 NFL Leaders - Interceptions (Safety)

Rnk	Player (Team)	INTs
1	Geno Stone (Bal)	7
2	Jessie Bates III (Atl)	6
3t	Jalen Thompson (AZ)	4
3t	Julian Blackmon (Ind)	4
3t	Andre Cisco (Jax)	4
3t	Kyle Hamilton (Bal)	4
3t	Kerby Joseph (Det)	4
3t	Julian Love (Sea)	4
3t	Tyrann Mathieu (NO)	4
3t	Jordan Whitehead (NYJ)	4

After posting just one INT in his first 29 career games, has recorded eight INTs in his last 46 games.

A SINGULAR PATH FOR ONE OF NFL'S TOP SAFETIES

The Cardinals selected Thompson in the fifth round of the 2019 NFL Supplemental Draft out of Washington State. **He is the only current player in the NFL who entered the league through the Supplemental Draft.**

From 2021-23, Thompson was one of just four DBs in the NFL with 300+ tackles, 5+ INTs and 10+ passes defended.

NFL DBs with 300+ Tackles, 5+ INTs & 10+ Passes Defended (2021-23)

Rnk	Player (Team)	Tkl	INT	PD
1	Derwin James (LAC)	358	5	18
2	Kevin Byard (Chi)	318	10	22
3	Julian Love (Sea)	313	8	22
4	Jalen Thompson (AZ)	309	8	24

THE SUPER SAFETIES

In the four seasons (2021-24) they have served as the Cardinals two full-time starters at safety, Budda Baker and Jalen Thompson have combined for:

- 703 tackles (474 solo)
- 3 seasons of 100+ tackles
- 19 games w/ 10+ tackles
- 25 tackles for loss
- 13 INTs
- 39 passes defended
- 3.0 sacks
- 13 QB hits
- 2 forced fumbles
- 2 fumble recoveries

Both Thompson and Baker rank in the top-five in total tackles among DBs during that four-year span.

NFL Leaders - Tackles by DBs (2021-24)

Rnk	Player (Team)	Tkl
1	Derwin James, Jr. (LAC)	382
2	Budda Baker (AZ)	356
3	Kevin Byard (Chi)	355
4	Jalen Thompson (AZ)	346
5t	Jessie Bates III (Atl)	334

Baker and Thompson are the only DB duo in the NFL to each have at least 340 tackles over the last four seasons.



CARDS LOSE A LEADER IN WEEK 11

Among the first players signed by the Cardinals in free agency in 2023 was LB Kyzir White. **Named a team captain for the first time in his career in 2023,** White was outstanding for the Cardinals before getting injured in Week 11.

In his first 10 games with AZ, White had 87 tackles, 2.0 sacks, nine tackles for loss, two QB hits, an INT and a pass defended. In addition to being a team high, White's 87 tackles were also tied for 10th among all NFL defenders through Week 10.

2023 NFL Leaders – Total Tackles (Thru Week 10)

Rnk	Player (Team)	Tackles
1	Zaire Franklin (Ind)	117
2	T.J. Edwards (Chi)	110
3	Roquan Smith (Bal)	108
4	Foye Oluokun (Jax)	101
5	C.J. Mosley (NYJ)	96
6	Bobby Wagner (Sea)	95
7	Terrel Bernard (Buf)	93
8	Bobby Okereke (NYG)	91
9	Azeez Al-Shaair (Ten)	89
10t	Kyzir White (AZ)	87
10t	Jordan Hicks (Min)	87



ABOUT WHITE'S FIRST SEASON IN ARIZONA

- **Despite missing the final six games, White still led the Cardinals with 90 tackles in 2023. He led the team in tackles in his first 10 games played.**
- **In a Week 3 win vs. Dallas, he recorded 14 tackles, an INT, a pass defended and a tackle for loss. With the Cardinals leading 28-16 with 3:00 remaining, White's INT of Cowboys QB Dak Prescott in the AZ end zone sealed the victory.**

In White's return to the field in the 2024 season opener @ Buffalo, he led the team with 11 tackles. He's had 10+ tackles in two games this season.

DENNIS THE (QB) MENACE

LB Dennis Gardeck - who has been with the Cardinals since signing with the team as a rookie free agent out of Sioux Falls in 2018 - has been doing it all for Arizona's defense this season.

Through six games, Gardeck has 17 tackles, 3.0 sacks, six tackles for loss, three QB hits, an INT, two passes defended and a forced fumble. He leads the Cardinals in sacks, tackles for loss and QB hits and has one of the team's five INTs.

Gardeck joins 49ers DL Nick Bosa as the only players in the NFL this season with 3.0+ sacks, 5+ tackles for loss and 1+ INT.

GARDECK GRABS 2ND CAREER INT IN WEEK 3

In Week 3 vs. Detroit, Gardeck had four tackles, a tackle for loss and an INT. His third quarter pick of Lions QB Jared Goff was the second INT of Gardeck's career and first since 10/2/22 at Carolina when he picked off then-Panthers QB Baker Mayfield.

A CAREER OUTING VS. THE RAMS IN WEEK 2

Gardeck had a career game in the Cardinals win over the Rams in Week 2. **He set career highs for total tackles (6), solo tackles (6), sacks (3.0) and tackles for loss (4) while tying his career high for QB hits (3) and forced fumbles (1).**

Gardeck joined Chandler Jones (5.0 sacks, 4 TFLs and 2 forced fumbles @ Ten in Week 1 of 2021) as the only players in Cardinals history to have 4+ TFLs, 3+ sacks and a forced fumble in a game.



GARDECK GETS TO THE QB

LB Dennis Gardeck, who already owns the franchise record for the most career and single season sack totals by a player who entered the league undrafted, has 3.0 sacks so far in 2024

Franchise History Career Sacks by Undrafted Player

Rnk	Player (Years)	Sacks
1	LB Dennis Gardeck (2018-24)	17.0
2	LB Ronald McKinnon (1996-04)	12.0
3	LB Paris Lenon (2010-12)	7.0
4	DE Fred Wakefield (2001-06)	6.5
5	DE Olsen Pierre (2017-18)	5.5

Franchise History Sacks in a Season by Undrafted Player

Rnk	Player (Years)	Sacks
1	LB Dennis Gardeck (2020)	7.0
2	LB Dennis Gardeck (2023)	6.0
3	DE Olsen Pierre (2017)	5.5
4t	LB Ronald McKinnon (2000)	4.0
4t	LB Benson Mayowa (2018)	4.0
6t	LB Dennis Gardeck (2024)	3.0*

*tied with four others





QUARTERBACKS

Kyler Murray – Won the 2018 Heisman Trophy, selected ninth overall in the 2018 MLB Draft and first overall in the 2019 NFL Draft, earned 2019 AP NFL Offensive Rookie of the Year, is a two-time Pro Bowler and five-time team captain. Completed 22-of-32 passes for 214 yards and a TD last week @ GB. It gave him 16,833 passing yards in his career passing Carson Palmer (16,782) for the 4th most in franchise history.

Clayton Tune – Played seven games (one start), ran for a TD and had 12 completions for 62 yards as a rookie. AZ's 2023 fifth-round pick (139th overall) out of Houston. Owns the second-most TD passes (104) and third-most completions (956) and passing yards (11,994) in Cougars history.

RUNNING BACKS

Trey Benson – Had a career-long 20-yard run last week in Green Bay. Selected by AZ in the third round (66th overall) in 2024 out of Florida State. Had the 11th-most rushing TDs (23) and 18th-most rushing yards (1,895) in school history despite only playing two seasons at FSU.

James Conner – Three-time team captain (2022-24), Two-time Pro Bowler (2018, 2021) who signed with AZ in 2021 after four seasons (2017-20) with Pit. Has scored 38 TDs in 46 games with the Cardinals. Ran for 1,000+ yards for the first time in his career in 2023. Has ran for 100+ yards in 4 of his last 8 games.

DeeJay Dallas – Returned a kickoff 96 yards for a TD in Week 1, it marked the first KOR TD for the Cards since 2015. Signed with Arizona in March following four seasons in Seattle. Has brought back 73 kicks for 1,829 yards (25.1 avg.) and a TD and 39 punts for 367 yards (9.4 avg.) during his NFL career.

Emari Demercado – Had five catches for 39 yards and four carries for 25 yards last week @ GB. Set the franchise record for rushing yards by an undrafted rookie (284) last season. Joined team in 2023 as an undrafted free agent out of TCU.

TIGHT ENDS

Elijah Higgins – Played in 11 games (two starts) as a rookie in '23. Caught a 2-yard TD pass in Week 5 @ SF, it marked his second TD of the season and the third of his career.

Trey McBride – Coming off a record-breaking 2023 campaign as he set the franchise record for receptions in a season with 81 catches for 825 yards. Had two games with 10+ catches and two games with 100+ receiving yards last year. Had game highs with eight catches for 96 yards last week @ GB.

Tip Reiman – Selected by AZ in the third round (82nd overall) in 2024 out of Illinois where he played with Cardinals rookie OL Isaiah Adams. In four years with the Illini, went from a walk-on to the Mackey Award (nation's best TE) Watch list as a senior. Had the first catch of his NFL career in Week 5's win @ SF. Has started 3-of-6 games this season.

Travis Vokolek – Signed with AZ on 12/21/23 from Baltimore's practice squad. Played in the final two games last season. Played 45 games (25 starts) at Rutgers (2017-18) and Nebraska (2020-22) and had 57 catches for 656 yards.

WIDE RECEIVERS

Greg Dortch – Led the team with six catches for 47 yards in Week 1. In his fourth season with the Cardinals. Totaled 23 catches for 278 yards and two TDs in the final seven games of 2023 after having just one reception prior to WK11.

Marvin Harrison Jr. – Became just the second rookie in Cardinals history with 4+ TD catches through his first four career games. Selected by AZ as the fourth overall pick in 2024 out of Ohio State. Won the Biletnikoff Award and became the first OSU WR to earn two unanimous first-team All-American selections following consecutive 1,000 receiving yard seasons.

Zay Jones – In his eighth NFL season and first with Arizona. His father, brother and uncle all played in the NFL. Had 82 catches for 823 yards and five TDs with the Jaguars in his last full NFL season (2022).

Zach Pascal – Last Sunday's win @ SF marked his 100th career game. Has 169 receptions for 2,057 yards and 16 TDs over 101 games played (47 starts) with Indianapolis (2018-21), Philadelphia (2022) and Arizona (2023-24).

Xavier Weaver – Made his NFL debut last week in Green Bay. Undrafted rookie free agent out of Colorado, signed with the Cardinals on 4/29/24. Was the Buffaloes leading receiver last season as he brought in 68 passes for 908 yards.

Michael Wilson – Had a TD catch last week in Green Bay, marking the fifth of his career. Had 38 catches for 565 yards and three TDs as a rookie out of Stanford in '23. His 14.9 yards per catch were the third most among NFL rookies.

OFFENSIVE LINE

Isaiah Adams – From Ajax, Ontario. Selected by AZ in the third round (71st overall) in 2024 out of Illinois. He and TE Tip Reiman became the first collegiate duo chosen by the Cards consecutively in the same round since 1960.

Kelvin Beachum – Selected by Pittsburgh in the seventh round (248th overall) in 2012 and has started 153-of-168 games played with the Steelers (2012-15), Jaguars (2016), Jets (2017-19) and Cardinals (2020-24). Is a humanitarian and a monthly visitor to the United Food Bank.

Evan Brown – Started 46-of-52 games played over the last four seasons with Detroit (2021-22), Seattle (2023) and Arizona (2024), six of which came at LG, 11 at RG and 29 at C. Helped block for the offense to run for 169 yards in a win @ SF, the second-most rushing yards vs. the 49ers in the last two seasons.

Trystan Colon – Made his first start of the season last week @ GB where he was part of an offensive line that did not allow a sack of QB Kyler Murray. In his second season with AZ. Spent first three NFL seasons with Baltimore (2020-22).

Hjalte Froholdt – Started every game for the Cardinals at center in 2023. Helped pave the way for the Cardinals offense to run for 2,365 rushing yards last season, the fourth most in the NFL. Native of Denmark.

Jon Gaines II – Made his NFL debut in Week 5. In his 2nd season in AZ. Was a fourth-round pick by AZ in '23 out of UCLA. Spent his rookie season on injured reserve due to a knee injury.

Charlie Heck – A fourth-round pick by the Texans in 2020, played in 41 games (21 starts) with Houston. In his first year with the Cards and has appeared in three games in '24.

Paris Johnson Jr. – Cards first-round pick (6th overall) in 2023 out of Ohio State. Played all 1,133 offensive snaps at RT during his rookie year. Transitioning to LT this season. His father was a fifth-round pick by AZ in 1999. Helped block for 489 net yards in WK2 vs. LAR, the most by AZ since 2020.

SPECIALISTS

Aaron Brewer – Has played 121 games with Arizona (2016-24), the most of any active Cardinal. Entered the league with the Broncos as a rookie free agent in 2012 where he spent four seasons (2012-15) and won Super Bowl 50.

Blake Gillikin – Had 51 punts for 2,580 yards in '23, establishing a franchise single-season record with a 50.6 punting average, which was also the third-best mark in the NFL in '23. Came to AZ following two seasons with NO (2021-22).

Chad Ryland – Has made 5-of-6 FGAs, including a 35-yard game-winning FG in Week 5 @ SF, and both of his PATs since joining the team on 10/5/24. Served as the Patriots kicker as a rookie in 2023 where he also connected on a game winner (56 yards @ Den - 12/24/23).



CARDINALS PLAYER NOTES

DEFENSIVE LINE

L.J. Collier – Recovered a Rams QB Matthew Stafford fumble in Week 2, marking the first fumble recovery of his career. Joined AZ from Seattle where he spent four years (2019-2022) after being selected in the first round (29th overall) in '19.

Naquan Jones – Re-signed with the team from Miami's practice squad on 9/25/24. Played four games with the team in '23. Had a nine-yard sack of 49ers QB Brock Purdy in Week 5's win @ SF, the sack was his first with AZ and gave him 4.5 in his career.

Roy Lopez – Tempe, AZ native who played collegiately at U of A. Joined the Cardinals last season following two years with the Texans (2021-22). Had a strip-sack of QB Josh Allen in Week 1. Tipped a 49ers QB Brock Purdy pass that led to a LB Mack Wilson Sr. INT in Week 5's win @ SF.

Dante Stills – Had five tackles, including a seven-yard sack of Lions QB Jared Goff, in Week 3 vs. Det (9/22). In 2023, became the first Cardinals rookie since 2011 to have at least 3.5 sacks and a fumble recovery in his rookie campaign last season. Is the fourth member of his family to play in the NFL.

Khyiris Tonga – Has played 45 games (seven starts) and totaled 77 tackles in four seasons with the Bears (2021), Vikings (2022-23) and Cardinals (2024).

LINEBACKERS

Krys Barnes – Second season with AZ following three years with GB (2020-22). Played 16 games (six starts) in '23, totaling 53 tackles (three for loss). Sacked 49ers QB Brock Purdy in Week 5's win @ SF, giving Barnes two sacks in a four-game span after having three in his previous 54 games.

Zaven Collins – Has at least one tackle for loss in 5 of his last 7 games. AZ's first-round pick (16th overall) in 2021 out of Tulsa. Started all 17 games in '23, only Cards defensive player to do so. Signed a two-year extension on 8/3/24.

Victor Dimukeje – Selected by Arizona in the sixth round (210th overall) in 2021 out of Duke. After not having a sack in his first two seasons, had 4.0 last year. Had two tackles (one for loss) and a QB hit in the Week 2 win vs. the Rams.

Dennis Gardeck – Named a Pro Bowl alternate (special teams) in 2019 and '22 and is a four-time team captain (2020-23). Signed by AZ as an undrafted free agent out of Sioux Falls in '18. Led the team with 6.0 sacks last season.

Jesse Luketa – A native of Ottawa, Ontario, has seen action in 22 games in three seasons (2022-24) with AZ. Made his season debut in Week 5 @ SF and forced a fumble that led to the game-winning FG on the ensuing drive. Went to Africa on a community outreach trip with his foundation this offseason.

Julian Okwara – Had a tackle, a QB hit and a pass defended last week in GB. In his first season with Arizona. Originally drafted by Det in the 2020 NFL Draft (67th overall) where he spent his first four NFL seasons (2020-23).

Owen Pappoe – Has 11 tackles in 2024. Played 16 games (one start) as a rookie in '23. Was a two-time captain at Auburn, just the fourth player in program history to do so.

Xavier Thomas – Selected by Arizona in the fifth round (138th overall) of the 2024 Draft out of Clemson. Won a National Championship with the Tigers as a freshman in 2018.

Kyzir White – Had a game-sealing INT of 49ers QB Brock Purdy in Week 5's win @ SF. Named a team captain in each of his first two years as a Cardinal (2023-24). Had team highs with 90 tackles and nine TFLs in 11 starts at MLB in '23. Came to AZ after five seasons with LAC (2018-2021) and Phi (2022).

Mack Wilson Sr. – Had six tackles, an INT and a fumble recovery in Week 5's win @ SF, became just the 2nd NFL player with an INT and a FR in a game this season. Signed with AZ in March following five years with Cle (2019-21) and NE (2022-

23). Set career highs in sacks (3.5) and forced fumbles (two) in 2023. Won a National Championship in 2017 at Alabama.

DEFENSIVE BACKS

Budda Baker – Arizona's 2017 second-round pick (36th overall) out of Washington is a six-time Pro Bowler (2017, '19-23), five-time team captain (2020-24) and earned 2020 first-team All-Pro honors. Had a team-high 12 tackles in his 100th career start in the win @ SF in Week 5. It marked his 29th career game with 10+ tackles, the most among NFL DBs since he entered the league in '17.

Joey Blount – Joined AZ last season after spending his rookie year with Seattle in 2022 where he signed as an undrafted rookie free agent out of Virginia. Forced a fumble on special teams in back-to-back games (Weeks 6-7) and had the first INT of his NFL career last season.

Kei'Trel Clark – Sacked Bills QB Josh Allen in the season opener, marking the first sack of his NFL career. Selected by Arizona in the sixth round (180th overall) in 2023 out of Louisville. Played in 14 games (seven starts) as a rookie and recorded 43 tackles, four passes defended and two TFLs.

Darren Hall – Made his Cardinals debut in Week 5's win @ SF. Joined Arizona in January after spending the 2023 season on the Colts practice squad. Last played with the Falcons in 2022 when he appeared in all 17 games (nine starts) and totaled 44 tackles and three passes defended.

Max Melton – Has 10 tackles on defense and five on special teams in '24. Selected by AZ in the second round (43rd overall) in 2024. Is the highest draft pick out of Rutgers since 2010 when Devin McCourty went 27th overall to NE. His brother, Bo, plays WR for the Packers. Earned All-Big Ten honors in 2022-23.

Sean Murphy-Bunting – Intercepted Packers QB Jordan Love last week @ GB, marking his first INT with AZ. Came to the desert in March after five years with TB (2019-2022) and Ten (2023). Had an INT in three consecutive games during TB's Super Bowl LV title run. Has nine career INTs, including one returned for a TD.

Dadrion Taylor-Demerson – Had three tackles and two passes defended in Week 5's win over the 49ers. Selected by the Cardinals in the fourth round (104th overall) in 2024 out of Texas Tech. Earned his nickname "Rabbit" for his speed in Pop Warner football. At the 2024 NFL Draft Combine, posted the best 40-yard dash time (4.41) of any safety at the event.

Starling Thomas V – Has started all six games in '24 with 14 tackles and three passes defended. Played in 12 games (seven starts) in 2023 as a rookie where he had 38 tackles and five PDs. Earned First-Team All-Conference USA honors as a senior at UAB in 2022. Plays for his late mother, Stephanie Williams, who passed away from cancer in 2018.

Jalen Thompson – Selected by Arizona in the fifth-round of the 2019 NFL Supplemental Draft out of Washington State. Set career highs in passes defended (nine), tackles for loss (five) and INTs (four) last season. Also had his first-career sack and forced fumble in 2023. One of three NFL DBs to have 300+ tackles, 5+ INTs and 10+ passes defended from 2021-23, his first three seasons as a regular starter.

Garrett Williams – Intercepted QB Jayden Daniels in Week 4 vs. Was (9/29). Prior to the INT, Daniels had not committed a turnover in the NFL and the Commanders had scored on 16 straight possessions. Originally selected by Arizona in the third round (72nd overall) in 2023 out of Syracuse. Was a three-time All-ACC selection with the Orange.

CARDINALS GAME SUMMARIES



WEEK 1

Arizona Cardinals 28, Buffalo Bills 34
70,542 Highmark Stadium Sep 8, 2024



Arizona Cardinals	7	10	0	11	—	28
Buffalo Bills	0	10	14	10	—	34

The Cardinals opened the 2024 regular season on a breezy and unseasonably chilly (60 degree) afternoon in Buffalo against the Bills. Led by QB Kyler Murray, Arizona scored on its first three possessions of the game (TD-FG-TD) and had a 17-3 with 2:40 left in the 2nd quarter. But Buffalo would score TDs to close the 2nd quarter and open the 3rd and then led by 11 with 8:44 to go in the game. AZ battled back and DeeJay Dallas' 96-yard kickoff return – the NFL's first under the "dynamic kickoff" format - jump-started that effort. The Cards trailed by 6 with 1:56 to go and took over at their own 40. They would advance to the BUF29 but could not finish the comeback after turning it over on downs.

Arizona opened the game with the ball first and marched 70 yards in 13 plays; 8 of them involved RB James Conner who ran 6 times for 10 yards and caught a pair or passes for 31 yards on the drive. It ended when Murray found WR Michael Wilson in the end zone on 3rd-n-goal from the 5 to make it 7-0. Buffalo responded by moving to the AZ19 but DT Ray Lopez halted it there when he sacked QB Josh Allen, forcing a fumble that fellow DT Justin Jones recovered. From there, Murray moved the Cards 60 yards in 10 plays to set up a 29-yard FG from Matt Prater that made it 10-0. Buffalo again penetrated deep into AZ territory; after a 4-yard Allen rushing TD was wiped out by a facemask penalty, Tyler Bass' 37-yard FG trimmed Arizona's lead to 10-3. The Cards responded with another lengthy drive (13 plays, 71 yards) on which Murray completed 6 of 8 passes for 43 yards and ran once for 12. When Conner capped it with his 3-yard TD run, Arizona had scored on its first three drives of the season for the first time since 2006 and led 17-3 with 2:40 left in the half. With :45 to go before intermission, the Bills were at the AZ41 when LB Zaven Collins sacked Allen back to the 50 but referee Tra Blake threw a drive-changing flag for unnecessary roughness. Three plays later, Allen scored on a run from 7 yards out to make it a 17-10 game at halftime.

The Bills opened the second half with a game-tying TD drive; it covered 60 yards in 10 plays and Allen's 11-yard TD pass to WR Mack Hollins on 3rd-n-10 knotted the game at 17. With 5:30 to go in the 3rd, Murray lost the ball on a sack by Bills DE Greg Rousseau and Buffalo took over at the AZ21. Five plays later, WR Khalil Shakir caught a 10-yard TD pass from Allen and Buffalo led 24-17 with 2:37 to go in the 3rd quarter. Arizona responded by marching to the BUF12 and came away with three points on Prater's 31-yard FG that cut Buffalo's lead to 4 early in the 4th. The Bills margin grew back to 11 midway through the 4th when Allen's 6-yard TD run capped a 10-play, 70-yard drive and made it 31-20 with 8:31 remaining. But Arizona got an immediate jolt when Dallas returned the ensuing kickoff 96 yards for a TD; it was the Cards' first KOR TD since 2015 and also the NFL's first-ever of the "dynamic" variety. That TD and 2-point conversion on a Conner run trimmed the deficit to 3. After a 39-yard Buffalo FG made it 34-28 with 1:56 remaining, Arizona would get the ball back down 6. With 0:32 left, the Cards had advanced to the BUF29 and faced a 4th-n-7 from there. Facing a Buffalo blitz, Murray launched it down the left sideline to WR Greg Dortch near the goal-line; he was jostled by the Bills defender as the ball approached and couldn't haul it in, turning it over on downs and effectively ending the game.

SCORING DRIVES

TEAM	QTR	TIME	SCORING PLAY	ARI	BUF
Cardinals	1	07:47	Mi.Wilson 5 yd. pass from K.Murray (M.Prater kick) (13-70, 7:13)	7	0
Cardinals	2	14:57	M.Prater 29 yd. Field Goal (10-60, 5:27)	10	0
Bills	2	09:47	T.Bass 37 yd. Field Goal (9-51, 5:10)	10	3
Cardinals	2	02:40	J.Conner 3 yd. run (M.Prater kick) (13-71, 7:07)	17	3
Bills	2	00:19	J.Allen 7 yd. run (T.Bass kick) (7-70, 2:21)	17	10
Bills	3	09:51	M.Hollins 11 yd. pass from J.Allen (T.Bass kick) (10-60, 5:09)	17	17
Bills	3	02:37	K.Shakir 11 yd. pass from J.Allen (T.Bass kick) (5-21, 2:48)	17	24
Cardinals	4	13:32	M.Prater 31 yd. Field Goal (8-58, 4:05)	20	24
Bills	4	08:44	J.Allen 6 yd. run (T.Bass kick) (10-70, 4:48)	20	31
Cardinals	4	08:31	D.Dallas 96 yd. kickoff return (J.Conner run) (0-0, 0:13)	28	31
Bills	4	01:56	T.Bass 39 yd. Field Goal (5-21, 2:34)	28	34

Team Statistics

	Cardinals	Bills
First Downs	18	23
3rd-Down Eff. (Made/Att/Pct)	7/13/54%	3/9/33%
4th-Down Eff. (Made/Att/Pct)	0/1/0%	2/2/100%
Total Net Yards	270	352
Total Plays	60	58
Yards Per Play	4.5	6.1
Rushes/Net Yards	25/124	33/130
Net Passing	146	222
Pass Attempts/Completions	31/21	23/18
Had Intercepted	0	0
Sacked/Yards Lost	4/16	2/10
Punts/Average	2/39.0	2/42.5
Penalties/Yards	5/31	9/65
Fumbles/Lost	1/1	1/1
Possession Time	29:30	30:30

ARIZONA CARDINALS

PASSING	ATT	CP	YDS	SK/YD	TD	LG	INT	RTG
Kyler Murray	31	21	162	4/16	1	24	0	91.1
TOTAL	31	21	162	4/16	1	24	0	91.1

RUSHING	ATT	YDS	AVG	LG	TD
Kyler Murray	5	57	11.4	29	0
James Conner	16	50	3.1	20	1
Trey Benson	3	13	4.3	6	0
Greg Dortch	1	4	4.0	4	0
TOTAL	25	124	5.0	29	1

RECEIVING	NO	YDS	AVG	LG	TD
Greg Dortch	6	47	7.8	14	0
Trey McBride	5	30	6.0	8	0
James Conner	3	33	11.0	22	0
Emari Demercado	2	26	13.0	24	0
Elijah Higgins	2	12	6.0	7	0
Trey Benson	1	5	5.0	5	0
Michael Wilson	1	5	5.0	5t	1
Marvin Harrison Jr.	1	4	4.0	4	0
TOTAL	21	162	7.7	24	1

TOP DEFENSE	TOT	SOLO	AST	SCK	YDS	INT
Kyzir White	11	5	6	0.0	0.0	0
Budda Baker	10	4	6	0.0	0.0	0
Mack Wilson Sr.	9	8	1	0.0	0.0	0

FIELD GOALS	FGM/FGA	PERCENT	RESULTS
Matt Prater	2-2	100.0	29G, 31G
TOTAL	2-2	100.0	

BUFFALO BILLS

PASSING	ATT	CP	YDS	SK/YD	TD	LG	INT	RTG
Josh Allen	23	18	232	2/10	2	28	0	137.7
TOTAL	23	18	232	2/10	2	28	0	137.7

RUSHING	ATT	YDS	AVG	LG	TD
James Cook	19	71	3.7	15	0
Josh Allen	9	39	4.3	9	2
Ray Davis	3	13	4.3	13	0
Ty Johnson	2	7	3.5	6	0
TOTAL	33	130	3.9	15	2

RECEIVING	NO	YDS	AVG	LG	TD
Keon Coleman	4	51	12.8	28	0
Khalil Shakir	3	42	14.0	19	1
James Cook	3	32	10.7	25	0
Mack Hollins	2	25	12.5	14	1
Curtis Samuel	2	15	7.5	8	0
Dawson Knox	1	23	23.0	23	0
Marquez Valdes-Scantling	1	19	19.0	19	0
Ray Davis	1	14	14.0	14	0
Dalton Kincaid	1	11	11.0	11	0
TOTAL	18	232	12.9	28	2

TOP DEFENSE	TOT	SOLO	AST	SCK	YDS	INT
Terrel Bernard	11	10	1	0.0	0.0	0
Cam Lewis	9	7	2	0.0	0.0	0
Dorian Williams	9	6	3	0.0	0.0	0

FIELD GOALS	FGM/FGA	PERCENT	RESULTS
Tyler Bass	2-2	100.0	37G, 39G
TOTAL	2-2	100.0	

CARDINALS GAME SUMMARIES



WEEK 2

Los Angeles Rams 10, Arizona Cardinals 41
63,331 ■ **State Farm Stadium** ■ **Sep 15, 2024**



Los Angeles Rams	0	3	7	0	—	10
Arizona Cardinals	14	10	10	7	—	41

In their 2024 home opener, the Cardinals evened their record at 1-1 with a dominant 41-10 victory over the Rams in which they were exceptional in all three phases. The Cards came within a yard of doubling LA's yardage total (489-245) thanks in large part to a truly remarkable performance from QB Kyle Murray. The signal-caller led the offense to scores on 7 of his 8 drives (5 TDs, 2 FGs), completing 17 of 21 passes for 266 yards, 3 TDs and no INTs for the first perfect 158.3 passer rating of his career and just the 2nd in franchise history. He also rushed 5 times for 59 yards and became only the 2nd NFL player ever with 250+ passing yards, 50+ rushing and 158.3 passer rating (CIN's Ken Anderson, 1974). Rookie WR Marvin Harrison Jr. had a breakout game with 4 catches for 130 yards and 2 TDs – all in the first quarter – while RB James Conner had 122 yards on 21 carries and scored a TD for a franchise-record-tying 7th straight game. The AZ defense limited the Rams offense to 192 net passing yards, 53 rushing and kept LA out of the end zone until the final minute of the 3rd quarter when it was 34-3. It held LA to 9 yards or fewer on 5 of its 10 possessions. LB Dennis Gardeck had 3.0 of AZ's five sacks while S Budda Baker was the leading tackler (8) and had two key tackles for losses. K Matt Prater was 2-2 on FGs (48 & 57) and 5-5 on PATs. It all added up to a 31-point margin of victory that was Arizona's largest since 2016 and represented the Cards first home win over the Rams since 2014.

The game opened in promising fashion for the Rams who returned the opening kickoff to the AZ49 and ran for 9 yards on the first play from scrimmage. It would be LA's longest run of the game. Baker's tackle for minus-1 was followed by a first down completion on 3rd down that was reversed to a "no catch" after an AZ challenge, setting up a 4th-n-2 at the AZ41. LA came away empty when Baker tackled WR Cooper Kupp short of the line to gain. Taking over at its own 40, AZ moved to the LA23 in 5 plays; on 2nd-n-8 from there, Murray lofted it down the middle of the end zone to Harrison who hauled it in near the end line and deftly dragged both feet for his first career TD. The ensuing LA drive went 3-n-out, ending on a Gardeck sack of Matthew Stafford. On AZ's next play from scrimmage, Murray scrambled until finding Harrison streaking deep down the right sideline; the rookie receiver hauled it in and out-raced the Rams defenders, diving and stretching the final 5 yards into the end zone. AZ then forced another Rams 3-n-out but LA downed the ensuing punt at the AZ1. Murray, however, remained hot and led the Cards to the LA18 where they faced 3rd-n-5; on that play, Kyle darted, dashed and slithered in the backfield to avoid the Rams rush before finding TE Elijah Higgins crossing the back of the end zone. The score came in the midst of a stretch where Murray completed 10 straight passes for 191 yards and 3 TDs, leading AZ to a 21-0 lead. The Rams got on the scoreboard with a 29-yard FG but Prater answered with one from 48 and AZ led 24-3 at intermission.

Arizona's lead grew to 31-3 on the first drive of the 3rd quarter when Conner scored on a 5-yard run that capped an 8-play, 70-yard drive. Prater, the NFL's all-time leader in FGs of both 50+ and 55+ yards, added to both of those totals with a 57-yarder on AZ's next possession. Late in the 3rd, a 4-yard TD run by Rams RB Kyren Williams made it 34-10 but the Cards again struck back. This time, Murray and the offense moved to the LA7 in 10 plays when Conner lost the ball but TE Trey McBride recovered in the end zone for a TD that provided the game's final margin.

SCORING DRIVES

TEAM	QTR	TIME	SCORING PLAY	LAR	ARI
Cardinals	1	11:03	M.Harrison 23 yd. pass from K.Murray (M.Prater kick) (6-60, 2:27)	0	7
Cardinals	1	08:47	M.Harrison 60 yd. pass from K.Murray (M.Prater kick) (1-60, 0:10)	0	14
Cardinals	2	13:29	E.Higgins 18 yd. pass from K.Murray (M.Prater kick) (13-99, 8:31)	0	21
Rams	2	09:38	J.Karty 29 yd. Field Goal (7-59, 3:51)	3	21
Cardinals	2	05:09	M.Prater 48 yd. Field Goal (7-40, 4:29)	3	24
Cardinals	3	10:33	J.Conner 5 yd. run (M.Prater kick) (8-70, 4:27)	3	31
Cardinals	3	03:27	M.Prater 57 yd. Field Goal (9-43, 5:13)	3	34
Rams	3	00:41	K.Williams 4 yd. run (J.Karty kick) (8-70, 2:46)	10	34
Cardinals	4	09:02	T.McBride fumble recovery in end zone (M.Prater kick) (11-70, 6:39)	10	41

Team Statistics

	Rams	Cardinals
First Downs	14	24
3rd-Down Eff. (Made/Att/Pct)	2/11/18%	7/11/64%
4th-Down Eff. (Made/Att/Pct)	1/3/33%	0/0/0%
Total Net Yards	245	489
Total Plays	52	62
Yards Per Play	4.7	7.9
Rushes/Net Yards	20/53	40/231
Net Passing	192	258
Pass Attempts/Completions	27/19	21/17
Had Intercepted	0	0
Sacked/Yards Lost	5/24	1/8
Punts/Average	4/53.8	1/60.0
Penalties/Yards	2/10	5/52
Fumbles/Lost	1/1	2/1
Possession Time	23:06	36:54

LOS ANGELES RAMS

PASSING	ATT	CP	YDS	SK/YD	TD	LG	INT	RTG
Matthew Stafford	27	19	216	5/24	0	42	0	94.1
TOTAL	27	19	216	5/24	0	42	0	94.1

RUSHING	ATT	YDS	AVG	LG	TD
Blake Corum	8	28	3.5	9	0
Kyren Williams	12	25	2.1	9	1
TOTAL	20	53	2.7	9	1

RECEIVING	NO	YDS	AVG	LG	TD
Cooper Kupp	4	37	9.3	24	0
Kyren Williams	4	27	6.8	10	0
Tutu Atwell	3	48	16.0	21	0
Demarcus Robinson	2	50	25.0	42	0
Jordan Whittington	2	22	11.0	22	0
Tyler Johnson	2	20	10.0	13	0
Colby Parkinson	1	12	12.0	12	0
Ronnie Rivers	1	0	0.0	0	0
TOTAL	19	216	11.4	42	0

TOP DEFENSE	TOT	SOLO	AST	SCK	YDS	INT
Quentin Lake	11	6	5	0.0	0.0	0
Kamren Curl	8	4	4	0.0	0.0	0
Troy Reeder	8	4	4	0.0	0.0	0

FIELD GOALS	FGM/FGA	PERCENT	RESULTS
Joshua Karty	1-1	100.0	29G
TOTAL	1-1	100.0	

ARIZONA CARDINALS

PASSING	ATT	CP	YDS	SK/YD	TD	LG	INT	RTG
Kyle Murray	21	17	266	1/8	3	60T	0	158.3
TOTAL	21	17	266	1/8	3	60T	0	158.3

RUSHING	ATT	YDS	AVG	LG	TD
James Conner	21	122	5.8	22	1
Kyle Murray	5	59	11.8	26	0
Emari Demercado	2	46	23.0	41	0
Trey Benson	11	10	0.9	4	0
Clayton Tune	1	-6	-6.0	-6	0
TOTAL	40	231	5.8	41	1

RECEIVING	NO	YDS	AVG	LG	TD
Trey McBride	6	67	11.2	21	0
Marvin Harrison Jr.	4	130	32.5	60T	2
Michael Wilson	2	31	15.5	23	0
Greg Dortch	2	11	5.5	8	0
Elijah Higgins	1	18	18.0	18T	1
Trey Benson	1	7	7.0	7	0
James Conner	1	2	2.0	2	0
TOTAL	17	266	15.6	60T	3

TOP DEFENSE	TOT	SOLO	AST	SCK	YDS	INT
Budda Baker	8	8	0	0.0	0.0	0
Kyzir White	7	2	5	0.0	0.0	0
Dennis Gardeck	6	6	0	3.0	19.0	0

FIELD GOALS	FGM/FGA	PERCENT	RESULTS
Matt Prater	2-2	100.0	48G, 57G
TOTAL	2-2	100.0	

CARDINALS GAME SUMMARIES



WEEK 3 Detroit Lions 20, Arizona Cardinals 13 63,650 ■ State Farm Stadium ■ Sep 22, 2024

Detroit Lions	7	13	0	0	—	20
Arizona Cardinals	7	3	0	3	—	13

In week 3, the Cardinals to the Lions by a score of 20-13 in Arizona. Detroit took a 20-10 lead into the halftime locker room on the strength of three lengthy 1st half touchdowns but was held scoreless after intermission. The Lions also benefitted from a pivotal play late in the second quarter that resulted in a 14-point swing. Rookie WR Marvin Harrison hauled in his 3rd TD pass in two games and the AZ defense pitched a second half shutout, as Detroit's 6 full possessions after halftime resulted in 4 punts, an INT and a turnover on downs.

The Lions opened the game with the football and moved 70 yards in 9 plays, capping the drive with RB David Montgomery's 1-yard run. The Cardinals would soon answer with their own 70-yard TD drive to tie the game at 7. On it, Kyler Murray was 4-4 passing for 40 yards, ran twice for 34 yards and ended it with a 10-yard scoring pass to Harrison. The ensuing possession saw the Lions respond with another lengthy drive (13 plays, 70 yards) and they re-claimed the lead on 3rd-n-goal from the 5 when Jared Goff found WR Amon-Ra St. Brown in the end zone; a missed PAT made it a 13-7 game early in the 2nd quarter. It remained that way until the closing minutes of the half when the game's biggest swing took place. With the clock ticking towards two minutes, Goff received the shotgun snap but was immediately pressured and his errant pass was picked off by LB Mack Wilson who had a clear path to the end zone. However, the apparent pick-6 was negated when referee Brad Rogers and his crew ruled that the snap had come after the 2:00 warning. Four plays later on 1st down at the AZ21, Goff threw a short pass to St. Brown; he quickly flipped it to RB Jahmyr Gibbs who completed the hook-and lateral for a TD that made it 20-7 with :36 left in the half. That proved to be enough time for Murray to move the offense 46 yards and into position for Matt Prater's 42-yard FG as the half expired, pulling Arizona to within 10 at intermission.

The Cards got the ball to open the 2nd half and advanced to the DET36; however, on 2nd-n-3 from there, Murray's deep pass to Harrison was intercepted by S Kerby Joseph in the end zone. Midway through the 3rd quarter, LB Dennis Gardeck picked off a Goff pass and returned it to the DET33. Four plays later, AZ faced a 4th-n-1 from the 32 and Murray's run around the right side was initially ruled a first down. However, the call was reversed after a Lions challenge and the ball was turned over on downs. The Lions would then do the same on the next series when they went for it on 4th-n-1 at the AZ34; DT Dante Stills and others stuffed Montgomery for no gain to halt the drive. Still down by 10 with 11 minutes left, the Cards approached midfield and again went for it on 4th down; this time it was a 4th-n-6 from the AZ48 but Murray's pass to TE Trey McBride was incomplete. As the Cardinals defense continued to keep the Lions in check and off the scoreboard, Prater's 45-yard FG trimmed the Detroit lead to 7 with 3:48 left. The Cards had a chance to send the Lions offense off the field but on 3rd-n-12 at the DET28 with 2:20 left, Detroit moved the chains and sealed the game with Goff's 18-yard completion to St. Brown.

SCORING DRIVES

TEAM	QTR	TIME	SCORING PLAY	DET	ARI
Lions	1	10:16	D.Montgomery 1 yd. run (J.Bates kick) (9-70, 4:44)	7	0
Cardinals	1	05:08	M.Harrison 10 yd. pass from K.Murray (M.Prater kick) (8-70, 5:08)	7	7
Lions	2	12:27	A.St. Brown 5 yd. pass from J.Goff (kick failed, wr) (13-70, 7:41)	13	7
Lions	2	00:29	J.Gibbs 21 yd. pass play by J.Goff (J.Bates kick) (7-72, 3:54)	20	7
Cardinals	2	00:00	M.Prater 42 yd. Field Goal (6-46, 0:29)	20	10
Cardinals	4	03:48	M.Prater 45 yd. Field Goal (9-67, 3:00)	20	13

Team Statistics

	Lions	Cardinals
First Downs	23	17
3rd-Down Eff. (Made/Att/Pct)	6/12/50%	1/9/11%
4th-Down Eff. (Made/Att/Pct)	0/1/0%	0/2/0%
Total Net Yards	373	277
Total Plays	68	53
Yards Per Play	5.5	5.2
Rushes/Net Yards	43/187	18/77
Net Passing	186	200
Pass Attempts/Completions	23/18	34/21
Had Intercepted	1	1
Sacked/Yards Lost	2/13	1/7
Punts/Average	5/49.4	5/52.0
Penalties/Yards	9/79	4/30
Fumbles/Lost	0/0	0/0
Possession Time	36:49	23:11

DETROIT LIONS

PASSING	ATT	CP	YDS	SK/YD	TD	LG	INT	RTG
Jared Goff	23	18	199	2/13	2	24	1	113.6
TOTAL	23	18	199	2/13	2	24	1	113.6

RUSHING	ATT	YDS	AVG	LG	TD
David Montgomery	23	105	4.6	16	1
Jahmyr Gibbs	16	83	5.2	18	0
Jared Goff	3	6	2.0	8	0
Jameson Williams	1	-7	-7.0	-7	0
TOTAL	43	187	4.3	18	1

RECEIVING	NO	YDS	AVG	LG	TD
Amon-Ra St. Brown	7	75	10.7	20	1
Brock Wright	4	34	8.5	11	0
David Montgomery	3	17	5.7	9	0
Sam LaPorta	2	36	18.0	24	0
Jameson Williams	1	9	9.0	9	0
Tim Patrick	1	8	8.0	8	0
TOTAL	18	199	11.1	24	2

TOP DEFENSE	TOT	SOLO	AST	SCK	YDS	INT
Brian Branch	9	6	3	0.0	0.0	0
Carlton Davis III	7	7	0	0.0	0.0	0
Aidan Hutchinson	6	4	2	1.0	7.0	0

ARIZONA CARDINALS

PASSING	ATT	CP	YDS	SK/YD	TD	LG	INT	RTG
Kyler Murray	34	21	207	1/7	1	28	1	76.5
TOTAL	34	21	207	1/7	1	28	1	76.5

RUSHING	ATT	YDS	AVG	LG	TD
Kyler Murray	5	45	9.0	21	0
James Conner	9	17	1.9	7	0
Trey Benson	2	8	4.0	6	0
Emari Demercado	2	7	3.5	6	0
TOTAL	18	77	4.3	21	0

RECEIVING	NO	YDS	AVG	LG	TD
Michael Wilson	8	64	8.0	28	0
Marvin Harrison Jr.	5	64	12.8	17	1
Greg Dortch	3	35	11.7	13	0
Trey McBride	3	25	8.3	9	0
Elijah Higgins	1	11	11.0	11	0
James Conner	1	8	8.0	8	0
TOTAL	21	207	9.9	28	1

TOP DEFENSE	TOT	SOLO	AST	SCK	YDS	INT
Kyzir White	11	1	10	0.0	0.0	0
Jalen Thompson	9	6	3	0.0	0.0	0
Mack Wilson Sr.	8	3	5	1.0	6.0	0

FIELD GOALS	FGM/FGA	PERCENT	RESULTS
No Field Goals			

FIELD GOALS	FGM/FGA	PERCENT	RESULTS
Matt Prater	2-2	100.0	42G, 45G
TOTAL	2-2	100.0	



CARDINALS GAME SUMMARIES



WEEK 4

Washington Commanders 42, Arizona Cardinals 14
63,286 ■ State Farm Stadium ■ Sep 29, 2024



Washington Commanders	7	10	10	15	—	42
Arizona Cardinals	7	0	7	0	—	14

The Cardinals closed a stretch of three straight home games with a week 4 date against the Commanders. Led by rookie QB Jayden Daniels, Washington would score on 7 of its 9 offensive possessions helping the Commanders post a 42-14 victory that improved their record to 3-1 while dropping Arizona to 1-3. Cards RB James Conner finished with a game-high 104 rushing yards on 18 carries and rookie WR Marvin Harrison scored the 4th receiving TD of his young career.

The Cardinals received the opening kickoff and for the 4th time in 4 games played in 2024, they found the end zone on their first offensive possession. The drive started at the WAS45 after a DeeJay Dallas kickoff return. Conner then gained 31 yards on 5 carries while Kyler Murray passed for 21 yards on 3 completions. The last of those completions came on 4th-n-goal at the 2 when Murray hit Harrison just across the goal line to give AZ the 7-0 early lead. The Commanders responded with a 9-play, 70-yard drive and tied the game when RB Brian Robinson scored on a 9-yard run. After an AZ punt forced the Commanders to start the next drive at own 7, Daniels led them 93 yards in 13 plays and Washington took a 14-7 lead when RB Jeremy McNichols raced 27 yards around the left side for a touchdown. An INT by Arizona CB Garrett Williams ended the next Washington drive and the one after that resulted in a Commanders punt for the first time since week 1. After that kick, AZ took over at its own 30 with 3:07 remaining in the half and down 7 and advanced to the WAS36. With 0:39 left the Cards went for it on 4th-n-2 but turned it over on downs when Murray was sacked. The Commanders then capitalized by adding a 45-yard Austin Seibert FG as the half expired to increase their lead 17-7.

The visitors got the ball to start the 3rd quarter and on the 3rd play from scrimmage, picked up 47 yards on a defensive pass interference penalty that took it to the 9. On the next play, Daniels kept it around the right side for a TD that made it 24-7. After a 3-n-out by AZ, the Commanders added another Seibert FG – this one from 38 yards – to go up 27-7 with 5:16 left in the 3rd. The Cards went into hurry-up mode and quickly moved 74 yards in 11 plays on a drive Conner ended with his 6-yard TD run late in the 3rd. But Daniels again led the Commanders downfield, ultimately throwing for a TD and 2-point conversion to put Washington up 35-14. After the Cards turned it over on a fumble, the Commanders provided the game's final points on a TD with 4:30 remaining.

SCORING DRIVES

TEAM	QTR	TIME	SCORING PLAY
Cardinals	1	09:54	M.Harrison 2 yd. pass from K.Murray (M.Prater kick) (9-55, 5:06)
Commanders	1	05:13	B.Robinson 6 yd. run (A.Seibert kick) (9-70, 4:41)
Commanders	2	10:18	J.McNichols 27 yd. run (A.Seibert kick) (13-93, 7:21)
Commanders	2	00:00	A.Seibert 45 yd. Field Goal (5-31, 0:29)
Commanders	3	13:52	J.Daniels 9 yd. run (A.Seibert kick) (3-70, 1:08)
Commanders	3	05:16	A.Seibert 38 yd. Field Goal (11-41, 6:37)
Cardinals	3	00:11	J.Conner 6 yd. run (M.Prater kick) (11-74, 5:05)
Commanders	4	08:30	T.McLaurin 10 yd. pass from J.Daniels (J.Daniels-Z.Ertz pass) (12-70, 6:41)
Commanders	4	04:30	J.McNichols 7 yd. run (A.Seibert kick) (8-76, 2:41)

WAS ARI

0	7
7	7
14	7
17	7
24	7
27	7
27	14
35	14
42	14

Team Statistics

	Commanders	Cardinals
First Downs	29	17
3rd-Down Eff. (Made/Att/Pct)	9/12/75%	4/11/36%
4th-Down Eff. (Made/Att/Pct)	1/1/100%	2/3/67%
Total Net Yards	449	296
Total Plays	67	58
Yards Per Play	6.7	5.1
Rushes/Net Yards	37/216	32/181
Net Passing	233	115
Pass Attempts/Completions	30/26	22/16
Had Intercepted	1	0
Sacked/Yards Lost	0/0	4/27
Punts/Average	1/51.0	4/48.0
Penalties/Yards	5/49	4/82
Fumbles/Lost	0/0	3/1
Possession Time	33:22	26:38

WASHINGTON COMMANDERS

PASSING	ATT	CP	YDS	SK/YD	TD	LG	INT	RTG
Jayden Daniels	30	26	233	0/0	1	27	1	96.3
TOTAL	30	26	233	0/0	1	27	1	96.3

RUSHING	ATT	YDS	AVG	LG	TD
Brian Robinson Jr.	21	101	4.8	18	1
Jeremy McNichols	8	68	8.5	27t	2
Jayden Daniels	8	47	5.9	10	1
TOTAL	37	216	5.8	27T	4

RECEIVING	NO	YDS	AVG	LG	TD
Terry McLaurin	7	52	7.4	15	1
Olamide Zaccheaus	6	85	14.2	27	0
Noah Brown	3	26	8.7	14	0
Zach Ertz	3	22	7.3	13	0
Brian Robinson Jr.	3	12	4.0	5	0
Luke McCaffrey	1	17	17.0	17	0
John Bates	1	9	9.0	9	0
Jeremy McNichols	1	6	6.0	6	0
Dyami Brown	1	4	4.0	4	0
TOTAL	26	233	9.0	27	1

TOP DEFENSE	TOT	SOLO	AST	SCK	YDS	INT
Bobby Wagner	11	7	4	0.5	4.0	0
Jeremy Chinn	8	5	3	0.0	0.0	0
Frankie Luvu	7	5	2	0.5	2.5	0

FIELD GOALS	FGM/FGA	PERCENT	RESULTS
Austin Seibert	2-2	100.0	45G, 38G
TOTAL	2-2	100.0	

ARIZONA CARDINALS

PASSING	ATT	CP	YDS	SK/YD	TD	LG	INT	RTG
Kyler Murray	22	16	142	4/27	1	22	0	104.7
TOTAL	22	16	142	4/27	1	22	0	104.7

RUSHING	ATT	YDS	AVG	LG	TD
James Conner	18	104	5.8	20	1
Trey Benson	9	50	5.6	13	0
Emari Demercado	4	24	6.0	16	0
Kyler Murray	1	3	3.0	3	0
TOTAL	32	181	5.7	20	1

RECEIVING	NO	YDS	AVG	LG	TD
Marvin Harrison Jr.	5	45	9.0	19	1
Greg Dortch	4	38	9.5	12	0
Michael Wilson	3	38	12.7	22	0
Elijah Higgins	2	12	6.0	9	0
James Conner	1	9	9.0	9	0
Emari Demercado	1	0	0.0	0	0
TOTAL	16	142	8.9	22	1

TOP DEFENSE	TOT	SOLO	AST	SCK	YDS	INT
Budda Baker	15	10	5	0.0	0.0	0
Kyzir White	9	6	3	0.0	0.0	0
Jalen Thompson	9	3	6	0.0	0.0	0

FIELD GOALS	FGM/FGA	PERCENT	RESULTS
No Field Goals			

CARDINALS GAME SUMMARIES



WEEK 5

Arizona Cardinals 24, San Francisco 49ers 23

71,310 ■ Levi's Stadium ■ Oct 6, 2024



Arizona Cardinals	7	3	3	11	—	24
San Francisco 49ers	10	13	0	0	—	23

In week 5 at San Francisco, the Cardinals trailed the defending NFC champions by 13 points at halftime and 10 entering the 4th quarter. But in the hottest game ever played at Levi's Stadium, Arizona kept its cool and emerged with a 24-23 victory, coming up with critical plays in all three phases. QB Kyler Murray and RB James Conner led the offensive effort while the defense limited San Francisco to just one TD in 6 red zone trips and held the 49ers scoreless in the 2nd half thanks in large part to 3 takeaways. And with veteran kicker Matt Prater missing the game (knee), replacement Chad Ryland joined the team on Wednesday and made 3 field goals, including the game-winner with 1:37 to play. The victory enabled Arizona to move to 2-3 on the season (2-0 in the division) and earn its 7th win at Levi's Stadium, most by any team since it opened in 2014.

On the game's opening drive, AZ forced a Niners' 3-n-out after winning the opening coin toss and deferring. The Cards then took over at their own 28 and following a 22-yard pass to TE Trey McBride, Murray turned in another one of his signature plays. He kept the ball on a read option, raced around the right side and exploded for a 50-yard TD run. Down 7-0, the Niners answered with a Jake Moody FG of 28 yards on the ensuing drive. They then surged ahead on their next possession when QB Brock Purdy capped a 13-play, 76-yard scoring drive with his 4-yard TD pass to TE George Kittle late in the opening quarter. Early in the 2nd, Ryland tied the game at 10 by hitting from 30 yards out. Moody then put San Francisco up 13-10 with his 20-yard field goal with 6:59 to go before halftime. With about 5:00 left, the Cards had advanced to the SF27 and were positioned to tie it but Ryland's 45-yard FG attempt was blocked by defensive lineman Jordan Elliott and Deommodore Lenoir returned it 61 yards for a TD that made it 20-10. DeeJay Dallas took the ensuing kickoff to the AZ28 and on the return Moody was lost for the game with an ankle injury after attempting to make the tackle. Arizona then marched to the SF24 but on the first play after the 2:00 warning, Murray's attempted screen pass was INT'd by DE Nick Bosa who returned it 30 yards to the AZ40. The 49ers advanced to the AZ7 but were kept out of the end zone and forced to settle for a FG; this one was a 26-yarder by punter Mitch Wishnowsky that put San Francisco up 23-10 as the first half expired.

While the Cardinals went 3-n-out to start the 3rd quarter, Blake Gillikin's 60-yard punt flipped the field forcing SF to start at its own 12. Three plays later, DT Roy Lopez tipped a Purdy pass at the line and LB Mack Wilson intercepted it to set AZ up at the SF25. The takeaway led to a 42-yard Ryland FG that cut San Francisco's lead to 23-13. The next 49ers drive advanced to the AZ13 but a false start penalty by SF and sack by DL Naquan Jones pushed them into a 4th-n-23 at the AZ27. Without their kicker, the 49ers had to go for it but an incompletion led to a turnover on downs. Down 10, AZ took over at its own 27. On a drive that covered 73 yards in 12 plays, Conner ran 5 times for 36 yards and Murray threw for 37 completing all 7 of his pass attempts. The last of them came on 1st-n-goal from the 2 when he faked a run before tossing it to TE Elijah Higgins in the back of the end zone. A roughing the passer on the play led the Cards to go for 2 and after Conner punched it in, the 49ers lead was down to 2 with 11:25 to play. Purdy and the 49ers would again move deep into the red zone and with 6:20 to play, had a 1st-n-goal at the AZ8. But LB Jesse Luketa, who was active for the first time all year, came punched the ball from RB Jordan Mason and Wilson recovered to give the ball back to the offense. With 6:11 to go, the Cardinals took over at their own 9. Four straight Conner runs gained 26 yards to the 35. Three plays later, they faced a crucial 4th-n-5 at their own 40 with 2:49 remaining. Murray stood in the face of a 49ers blitz and lofted it to the left sideline where Marvin Harrison, Jr. brought it in for a 14-yard game-saving completion. Murray and Conner then ran for 13 and 10 yards on the next two plays, respectively, and at the 2:00 warning, the Cards had a first down at the SF23. Three straight runs gained 7 total yards and also caused San Fran to use all 3 of its timeouts. Ryland then split the uprights from 35 yards away to put AZ up 24-23. Still, 1:32 remained in the 1-point game when Purdy and the 49ers took over at their own 27. But on the 2nd play of the drive, S Jalen Thompson came on a blitz and hit Purdy's elbow as he threw, causing the ball to pop into the air and into the hands of LB Kyzir White to seal the win.

SCORING DRIVES

TEAM	QTR	TIME	SCORING PLAY	ARI	SF
Cardinals	1	13:12	K.Murray 50 yd. run (C.Ryland kick) (2-72, 0:47)	7	0
49ers	1	10:25	J.Moody 28 yd. Field Goal (6-60, 2:47)	7	3
49ers	1	02:20	G.Kittle 4 yd. pass from B.Purdy (J.Moody kick) (13-76, 7:11)	7	10
Cardinals	2	12:43	C.Ryland 30 yd. Field Goal (10-58, 4:37)	10	10
49ers	2	06:59	J.Moody 20 yd. Field Goal (11-68, 5:44)	10	13
49ers	2	04:59	D.Lenoir 61 yd. return of blocked field goal	10	20
49ers	2	00:00	M.Wishnowsky 26 yd. Field Goal (8-33, 1:50)	10	23
Cardinals	3	09:59	C.Ryland 42 yd. Field Goal (4-1, 1:53)	13	23
Cardinals	4	11:25	E.Higgins 2 yd. pass from K.Murray (J.Conner run) (12-73, 6:27)	21	23
Cardinals	4	01:37	C.Ryland 35 yd. Field Goal (14-75, 4:34)	24	23

Team Statistics

	Cardinals	49ers
First Downs	19	22
3rd-Down Eff. (Made/Att/Pct)	3/10/30%	6/11/55%
4th-Down Eff. (Made/Att/Pct)	1/1/100%	0/1/0%
Total Net Yards	358	384
Total Plays	57	63
Yards Per Play	6.3	6.1
Rushes/Net Yards	26/169	26/153
Net Passing	189	231
Pass Attempts/Completions	30/19	35/19
Had Intercepted	1	2
Sacked/Yards Lost	1/6	2/13
Punts/Average	2/53.0	1/41.0
Penalties/Yards	1/5	4/21
Fumbles/Lost	1/0	1/1
Possession Time	27:02	32:58

ARIZONA CARDINALS

PASSING	ATT	CP	YDS	SK/YD	TD	LG	INT	RTG
Kyler Murray	30	19	195	1/6	1	34	1	79.2
TOTAL	30	19	195	1/6	1	34	1	79.2

RUSHING	ATT	YDS	AVG	LG	TD
James Conner	19	86	4.5	14	0
Kyler Murray	7	83	11.9	50t	1
TOTAL	26	169	6.5	50T	1

RECEIVING	NO	YDS	AVG	LG	TD
Trey McBride	6	53	8.8	22	0
Michael Wilson	5	78	15.6	34	0
Marvin Harrison Jr.	2	36	18.0	22	0
James Conner	2	14	7.0	15	0
Greg Dortch	1	7	7.0	7	0
Tip Reiman	1	5	5.0	5	0
Elijah Higgins	1	2	2.0	2t	1
Emari Demercado	1	0	0.0	0	0
TOTAL	19	195	10.3	34	1

TOP DEFENSE	TOT	SOLO	AST	SCK	YDS	INT
Budda Baker	12	8	4	0.0	0.0	0
Mack Wilson Sr.	6	5	1	0.0	0.0	1
Zaven Collins	5	4	1	0.0	0.0	0

FIELD GOALS	FGM/FGA	PERCENT	RESULTS
Chad Ryland	3-4	75.0	30G, 45B, 42G, 35G
TOTAL	3-4	75.0	

SAN FRANCISCO 49ERS

PASSING	ATT	CP	YDS	SK/YD	TD	LG	INT	RTG
Brock Purdy	35	19	244	2/13	1	53	2	62.1
TOTAL	35	19	244	2/13	1	53	2	62.1

RUSHING	ATT	YDS	AVG	LG	TD
Jordan Mason	14	89	6.4	34	0
Brock Purdy	4	33	8.3	12	0
Isaac Guerendo	5	22	4.4	5	0
Deebo Samuel Sr.	3	9	3.0	7	0
TOTAL	26	153	5.9	34	0

RECEIVING	NO	YDS	AVG	LG	TD
Brandon Aiyuk	8	147	18.4	53	0
George Kittle	8	64	8.0	15	1
Jauan Jennings	1	13	13.0	13	0
Deebo Samuel Sr.	1	11	11.0	11	0
Jordan Mason	1	9	9.0	9	0
TOTAL	19	244	12.8	53	1

TOP DEFENSE	TOT	SOLO	AST	SCK	YDS	INT
Fred Warner	12	7	5	0.0	0.0	0
De'Vondre Campbell Sr.	9	2	7	0.0	0.0	0
Deommodore Lenoir	8	3	5	0.0	0.0	0

FIELD GOALS	FGM/FGA	PERCENT	RESULTS
Jake Moody	2-2	100.0	28G, 20G
Mitch Wishnowsky	1-1	100.0	26G
TOTAL	3-3	100.0	



CARDINALS GAME SUMMARIES



WEEK 6

Arizona Cardinals 13, Green Bay Packers 34
77,773 ■ Lambeau Field ■ Oct 13, 2024



Arizona Cardinals	0	10	3	0	—	13
Green Bay Packers	7	17	7	3	—	34

On a chilly, rainy October day in Green Bay, the Cardinals (2-3) faced the Packers (3-2) with a chance to earn a share of first place in the NFC West with a victory. It was not meant to be. Green Bay jumped out to a 24-0 first-half lead as QB Jordan Love threw 3 of his 4 TD passes in that stretch. The Cards would then score 13 straight and pulled to within 11 early in the third quarter but would get no closer. Arizona's efforts were hampered by 3 lost fumbles, an uncharacteristic number of penalties (13-100) and five starters who would exit with injuries.

Green Bay's first points came on its second possession that started at the AZ44 thanks to a punt return and facemask penalty. The Packers advanced to the AZ5 in 4 plays and on 3rd-n-goal from there, Love hit WR Jayden Reed with a TD pass. After a 3-n-out by AZ, Green Bay moved 80 yards in 11 plays and Love again ended it with a TD toss, this one a 10-yarder to WR Romeo Doubs. After Brayden Narveson's 36-yard FG put the Packers up 17-0, momentum seemed to swing Arizona's way when the Cards recovered a fumbled punt return at the GB23. However, off-setting penalties wiped out the takeaway and on the re-kick, returner Keisean Nixon returned it 39 yards to the AZ44. On the next play, Love hit WR Christian Watson deep down the middle for a score that made it 24-0 with 4:32 left in the first half. QB Kyler Murray then marched the Cards to the GB18 at the 2:00 warning and on the first play after it, he hit WR Michael Wilson in the end zone for a TD. Less than a minute later, CB Sean Murphy-Bunting intercepted Love to turn the ball back to the AZ offense at the GB45 with 1:04 to go before intermission. That takeaway led to a 38-yard Chad Ryland FG that made the score 24-10 at halftime.

Arizona had a chance to further cut into the Packers' lead when it got the ball first in the 2nd half and advanced to the GB15. The Cards could not find the end zone but Ryland's 38-yard FG made it 24-13 with 9:03 to go in the 3rd quarter. It was close as they would get. The ensuing Green Bay drive ended with another Love-to-Doubs TD connection, this one a 20-yard pass in the face of a heavy blitz that made it 31-13. Arizona's next three possessions ended with lost fumbles and Narveson's 41-yard FG in the 4th quarter provided the game's final points.

SCORING DRIVES

TEAM	QTR	TIME	SCORING PLAY	ARI	GB
Packers	1	08:55	J.Reed 5 yd. pass from J.Love (B.Narveson kick) (5-44, 2:31)	0	7
Packers	2	14:55	R.Doubs 10 yd. pass from J.Love (B.Narveson kick) (11-80, 6:42)	0	14
Packers	2	06:32	B.Narveson 36 yd. Field Goal (12-72, 6:48)	0	17
Packers	2	04:32	C.Watson 44 yd. pass from J.Love (B.Narveson kick) (1-44, 0:07)	0	24
Cardinals	2	01:56	Mi.Wilson 18 yd. pass from K.Murray (C.Ryland kick) (6-70, 2:36)	7	24
Cardinals	2	00:04	C.Ryland 38 yd. Field Goal (9-25, 1:00)	10	24
Cardinals	3	09:03	C.Ryland 40 yd. Field Goal (9-53, 5:57)	13	24
Packers	3	03:48	R.Doubs 20 yd. pass from J.Love (B.Narveson kick) (9-70, 5:15)	13	31
Packers	4	09:28	B.Narveson 41 yd. Field Goal (12-56, 5:44)	13	34

Team Statistics

	Cardinals	Packers
First Downs	16	27
3rd-Down Eff. (Made/Att/Pct)	4/10/40%	7/12/58%
4th-Down Eff. (Made/Att/Pct)	0/0/0%	1/1/100%
Total Net Yards	303	437
Total Plays	55	70
Yards Per Play	5.5	6.2
Rushes/Net Yards	23/89	38/179
Net Passing	214	258
Pass Attempts/Completions	32/22	32/22
Had Intercepted	0	1
Sacked/Yards Lost	0/0	0/0
Punts/Average	4/52.8	1/46.0
Penalties/Yards	13/100	5/40
Fumbles/Lost	3/3	0/0
Possession Time	23:25	36:35

ARIZONA CARDINALS

PASSING	ATT	CP	YDS	SK/YD	TD	LG	INT	RTG
Kyler Murray	32	22	214	0/0	1	27	0	97.7
TOTAL	32	22	214	0/0	1	27	0	97.7

RUSHING	ATT	YDS	AVG	LG	TD
Trey Benson	5	26	5.2	20	0
Emari Demercado	4	25	6.3	8	0
James Conner	7	24	3.4	9	0
Kyler Murray	7	14	2.0	5	0
TOTAL	23	89	3.9	20	0

RECEIVING	NO	YDS	AVG	LG	TD
Trey McBride	8	96	12.0	27	0
Emari Demercado	5	39	7.8	13	0
James Conner	4	22	5.5	9	0
Greg Dortch	3	36	12.0	16	0
Michael Wilson	2	21	10.5	18t	1
TOTAL	22	214	9.7	27	1

TOP DEFENSE	TOT	SOLO	AST	SCK	YDS	INT
Krys Barnes	9	8	1	0.0	0.0	0
Budda Baker	8	4	4	0.0	0.0	0
Mack Wilson Sr.	7	3	4	0.0	0.0	0

FIELD GOALS	FGM/FGA	PERCENT	RESULTS
Chad Ryland	2-2	100.0	38G, 40G
TOTAL	2-2	100.0	

GREEN BAY PACKERS

PASSING	ATT	CP	YDS	SK/YD	TD	LG	INT	RTG
Jordan Love	32	22	258	0/0	4	44t	1	119.5
TOTAL	32	22	258	0/0	4	44T	1	119.5

RUSHING	ATT	YDS	AVG	LG	TD
Josh Jacobs	18	62	3.4	14	0
Emanuel Wilson	7	54	7.7	16	0
Bo Melton	2	27	13.5	16	0
Chris Brooks	4	21	5.3	11	0
Jordan Love	5	13	2.6	6	0
Tucker Kraft	1	2	2.0	2	0
Jayden Reed	1	0	0.0	0	0
TOTAL	38	179	4.7	16	0

RECEIVING	NO	YDS	AVG	LG	TD
Jayden Reed	6	28	4.7	7	1
Christian Watson	3	68	22.7	44t	1
Romeo Doubs	3	49	16.3	20t	2
Josh Jacobs	3	28	9.3	14	0
Ben Sims	2	38	19.0	28	0
Tucker Kraft	2	13	6.5	8	0
Emanuel Wilson	1	19	19.0	19	0
Dontayvion Wicks	1	9	9.0	9	0
Bo Melton	1	6	6.0	6	0
TOTAL	22	258	11.7	44T	4

TOP DEFENSE	TOT	SOLO	AST	SCK	YDS	INT
Quay Walker	11	10	1	0.0	0.0	0
Javon Bullard	7	6	1	0.0	0.0	0
Edgerrin Cooper	7	5	2	0.0	0.0	0

FIELD GOALS	FGM/FGA	PERCENT	RESULTS
Brayden Narveson	2-3	66.7	36G, 44WR, 41G
TOTAL	2-3	66.0	

CARDINALS 2024 TEAM STATS



WON 2, LOST 4

09/08	L	28-34	at Buffalo	70,542
09/15	W	41-10	L.A. Rams	63,331
09/22	L	13-20	Detroit	63,650
09/29	L	14-42	Washington	63,286
10/06	W	24-23	at San Francisco	71,310
10/13	L	13-34	at Green Bay	77,773

2024 TEAM STATISTICS

	ARI	OPP.
FIRST DOWNS	111	138
Rushing	49	55
Passing	52	73
Penalty	10	10
Third Down-Made/Att	26/64	33/67
Third Down Efficiency	40.6%	49.3%
Fourth Down-Made/Att	3/7	5/9
Fourth Down Efficiency	42.9%	55.6%
TOTAL NET YARDS	1,993	2,240
Avg. Per Game	332.2	373.3
Total Plays	345	378
Avg. Per Play	5.8	5.9
NET YARDS RUSHING	871	918
Avg. Per Game	145.2	153.0
Total Rushes	164	197
Avg. Per Rush	5.3	4.7
NET YARDS PASSING	1,122	1,322
Avg. Per Game	187.0	220.3
Sacked/Yards Lost	11/64	11/60
Gross Yards	1,186	1,382
Attempts/Completions	170/116	170/122
Pct. of Completion	68.2%	71.8%
Had Intercepted	2	5
PUNTS/AVERAGE	18/50.4	14/48.9
Net Punting Average	42.5	44.6
PUNT RETURN/AVG.	5/8.2	10/12.2
KICKOFF RETURN/AVG.	16/29.7	5/37.2
INTERCEPTION RETURN/AVG.	5/2.0	2/15.0
PENALTIES/YARDS	32/300	34/264
FUMBLES/BALL LOST	10/6	3/3
TOUCHDOWNS	14	19
Rushing	4	8
Passing	8	10
Returns	2	1
EXTRA POINTS/ATTEMPTS	12/12	17/18
TWO POINT CONVERSION/ATT.	2/2	1/1
FIELD GOALS/ATTEMPTS	11/12	10/11
AVG. TIME OF POSSESSION	27:47	32:13

SCORE BY PERIODS	Q1	Q2	Q3	Q4	OT	PTS
TEAM	42	36	23	32	0	133
OPPONENTS	31	66	38	28	0	163

SCORING	TD	RU	PA	RT	K-PAT	FG	2PT	S	PTS
M. Prater	0	0	0	0	10/10	6/6	0	0	28
M. Harrison Jr.	4	0	4	0	0/0	0/0	0	0	24
J. Conner	3	3	0	0	0/0	0/0	2	0	22
C. Ryland	0	0	0	0	2/2	5/6	0	0	17
E. Higgins	2	0	2	0	0/0	0/0	0	0	12
M. Wilson	2	0	2	0	0/0	0/0	0	0	12
D. Dallas	1	0	0	1	0/0	0/0	0	0	6
T. McBride	1	0	0	1	0/0	0/0	0	0	6
K. Murray	1	1	0	0	0/0	0/0	0	0	6
TEAM	14	4	8	2	12/12	11/12	2	0	133
OPPONENTS	19	8	10	1	17/18	10/11	1	0	163

RUSHING	NO.	YDS	AVG	LONG	TD
J. Conner	90	403	4.5	22	3
K. Murray	30	261	8.7	50t	1
T. Benson	30	107	3.6	20	0
E. Demercado	12	102	8.5	41	0
G. Dortch	1	4	4.0	4	0
C. Tune	1	-6	-6.0	-6	0
TEAM	164	871	5.3	50t	4
OPPONENTS	197	918	4.7	34	8

RECEIVING	TAR	NO.	YDS	AVG	LONG	TD
T. McBride	38	28	271	9.7	27	0
M. Harrison Jr.	37	17	279	16.4	60t	4
M. Wilson	30	21	237	11.3	34	2
G. Dortch	27	19	174	9.2	16	0
J. Conner	15	12	88	7.3	22	0
E. Demercado	11	9	65	7.2	24	0
E. Higgins	8	7	55	7.9	18t	2
T. Benson	2	2	12	6.0	7	0
T. Reiman	1	1	5	5.0	5	0
X. Weaver	1	0	0	0.0	0	0
TEAM	170	116	1,186	10.2	60	8
OPPONENTS	165	122	1,362	11.2	53	9

INTERCEPTIONS	NO.	YDS	AVG	LONG	TD
D. Gardeck	1	10	10.0	10	0
S. Murphy-Bunting	1	0	0.0	0	0
K. White	1	0	0.0	0	0
G. Williams	1	0	0.0	0	0
M. Wilson Sr.	1	0	0.0	0	0
TEAM	5	10	2.0	10	0
OPPONENTS	2	30	15.0	30	0

FUMBLES	FUM	LST	FF	REC	TD
K. Murray	3	2	0	0	0
J. Conner	2	1	0	0	0
G. Dortch	1	1	0	0	0
C. Tune	1	1	0	0	0
M. Wilson	1	1	0	0	0
T. Benson	1	0	0	0	0
D. Dallas	1	0	0	0	0
E. Demercado	0	0	0	1	0
H. Froholdt	0	0	0	1	0
T. McBride	0	0	0	1	1
TEAM	10	6	0	3	1
OPPONENTS	3	3	0	0	0

PUNTING	NO.	YDS	AVG	NET	TB	IN	LG	B
B. Gillikin	18	907	50.4	42.5	1	4	63	0
TEAM	18	907	50.4	42.5	1	4	63	0
OPPONENTS	14	685	48.9	44.6	1	8	68	0

PUNT RETURNS	RET	FC	YDS	AVG	LONG	TD
G. Dortch	5	2	41	8.2	17	0
TEAM	5	2	41	8.2	17	0
OPPONENTS	10	4	122	12.2	39	0

KICKOFF RETURNS	NO.	YDS	AVG	LONG	TD
D. Dallas	11	355	32.3	96t	1
E. Demercado	3	64	21.3	26	0
G. Dortch	2	56	28.0	29	0
TEAM	16	475	29.7	96	1
OPPONENTS	5	186	37.2	53	0

FIELD GOALS	1-19	20-29	30-39	40-49	50+
M. Prater	0/0	1/1	1/1	3/3	1/1
C. Ryland	0/0	0/0	3/3	2/3	0/0
TEAM	0/0	1/1	4/4	5/6	1/1
OPPONENTS	0/0	4/4	4/4	2/3	0/0

2-Pt Conv: J. Conner 2, TM 2-2, OPP 1-1

SACKS: D. Gardeck 3.0, K. Barnes 2.0, Z. Collins 1.0, M. Wilson Sr. 1.0, R. Lopez 1.0, D. Stills 1.0, N. Jones 1.0, K. Clark 1.0, TM 11.0, OPP 11.0 FUM/LOST: K. Murray 3/2, J. Conner 2/1, G. Dortch 1/1, C. Tune 1/1, M. Wilson 1/1, T. Benson 1/0, D. Dallas 1/0, TM 10/6, OPP 3/3

PASSING	ATT	CMP	YDS	CMP%	YDS/ATT	TD	TD%	INT	INT%	LONG	SACK	LOST	RATING
K. Murray	170	116	1,186	68.2	7.0	8	4.7	2	1.2	60t	11	64	98.8
TEAM	170	116	1,186	68.2	7.0	8	4.7	2	1.2	60t	11.0	64	98.8
OPPONENTS	170	122	1,382	71.8	8.1	10	5.9	5	2.9	53	11.0	60	103.1



CARDINALS 2024 DEFENSIVE STATS

POS.	PLAYER	TKL.	AST.	COMB	TFL	SACKS/SK. YDS.	QH	FR	FF	INT./YDS.	PD
S	Baker, Budda	38	22	60	3	0.0/0.0	0	0	0	0/0	1
LB	White, Kyzir	15	30	45	2	0.0/0.0	2	0	0	1/0	1
LB	Wilson Sr., Mack	24	16	40	2	1.0/6.0	1	1	0	1/0	3
S	Thompson, Jalen	24	15	39	1	0.0/0.0	2	0	0	0/0	2
LB	Collins, Zaven	18	10	28	4	1.0/4.0	1	0	0	0/0	0
CB	Murphy-Bunting, Sean	11	11	22	1	0.0/0.0	0	0	0	1/0	2
LB	Barnes, Krys	14	6	20	3	2.0/5.0	2	0	0	0/0	0
LB	Gardeck, Dennis	13	4	17	6	3.0/19.0	3	0	1	1/10	2
DL	Lopez, Roy	8	9	17	3	1.0/10.0	2	0	1	0/0	1
DL	Stills, Dante	6	11	17	1	1.0/7.0	1	0	0	0/0	0
CB	Thomas V, Starling	10	4	14	0	0.0/0.0	0	0	0	0/0	3
CB	Williams, Garrett	11	2	13	0	0.0/0.0	0	0	0	1/0	2
DL	Tonga, Khyiris	4	8	12	0	0.0/0.0	0	0	0	0/0	0
LB	Pappoe, Owen	8	3	11	0	0.0/0.0	0	0	0	0/0	0
CB	Melton, Max	9	1	10	0	0.0/0.0	0	0	0	0/0	0
DL	Nichols, Bilal	6	4	10	1	0.0/0.0	1	0	0	0/0	0
DL	Jones, Naquan	4	6	10	1	1.0/9.0	1	0	0	0/0	0
DL	Collier, L.J.	1	5	6	0	0.0/0.0	2	1	0	0/0	1
LB	Okwara, Julian	1	4	5	0	0.0/0.0	1	0	0	0/0	1
CB	Clark, Kei'Trel	3	1	4	1	1.0/0.0	1	0	0	0/0	0
DL	Jones, Justin	3	1	4	1	0.0/0.0	1	1	0	0/0	0
S	Taylor-Demerson, Dadrion	2	2	4	0	0.0/0.0	0	0	0	0/0	2
LB	Dimukeje, Victor	1	1	2	1	0.0/0.0	1	0	0	0/0	0
LB	Luketa, Jesse	1	1	2	0	0.0/0.0	0	0	1	0/0	0
LB	Thomas, Xavier	1	1	2	0	0.0/0.0	0	0	0	0/0	0
DL	Blackson, Angelo	1	0	1	0	0.0/0.0	0	0	0	0/0	0
TOTALS		237	178	415	31	11.0/60.0	22	3	3	5/10	21

POS.	PLAYER	TKL.	AST.	COMB.	DEFENSIVE SCORES
CB	Melton, Max	5	0	5	INT (0)
S	Blount, Joey	3	1	4	FR (0)
LB	Gardeck, Dennis	2	0	2	Safety (0)
RB	Dallas, DeeJay	1	1	2	
LB	Luketa, Jesse	1	1	2	FR (0)
LB	Pappoe, Owen	1	1	2	TD (1)
WR	Pascal, Zach	1	1	2	T.Bass kicks 61 yards from BUF 35 to ARZ 4. D.Dallas for 96 yards. @ BUF (09/08/24)
P	Gillikin, Blake	1	0	1	
LS	Brewer, Aaron	0	1	1	
LB	Dimukeje, Victor	0	1	1	
TOTALS		15	7	22	

CARDINALS GAME-BY-GAME OFFENSE



2024 REGULAR SEASON CARDINALS GAME-BY-GAME OFFENSE

	09/08	09/15	09/22	09/29	10/06	10/13	10/21	10/27	11/03	11/10	11/24	12/01	12/08	12/15	12/22	12/28	01/05	Totals
	@	vs.	vs.	vs.	@	@	vs.	@	vs.	vs.	@	@	vs.	vs.	@	@	vs.	
	BUF	LAR	DET	WAS	SF	GB	LAC	MIA	CHI	NYJ	SEA	MIN	SEA	NE	CAR	LAR	SF	
FIRST DOWNS																		
Total	18	24	17	17	19	16												111
Rushing	7	14	2	12	9	5												49
Passing	10	9	10	5	10	8												52
Penalty	1	1	5	0	0	3												10
THIRD DOWNS																		
Attempts	13	11	9	11	10	10												64
Converted	7	7	1	4	3	4												26
Percentage	53.8%	63.6%	11.1%	36.4%	30.0%	40.0%												40.6%
FOURTH DOWNS																		
Attempts	1	0	2	3	1	0												7
Converted	0	0	0	2	1	0												3
Percentage	0.0%	0	0.0%	66.7%	100.0%	0												42.9%
TOT. OFFENSE																		
Net Yards	270	489	277	296	358	303												1,993
Plays	60	62	53	58	57	55												345
Avg./Play	4.5	7.9	5.2	5.1	6.3	5.5												5.8
RUSHING																		
Net Yards	124	231	77	181	169	89												871
Rush. Att.	25	40	18	32	26	23												164
Avg./Att.	5.0	5.8	4.3	5.7	6.5	3.9												5.3
PASSING																		
Net Yards	146	258	200	115	189	214												1,122
Attempts	31	21	34	22	30	32												170
Completions	21	17	21	16	19	22												116
Intercepted	0	0	1	0	1	0												2
Gross Yards	162	266	207	142	195	214												1,186
Sacked	4.0	1.0	1.0	4.0	1.0	0.0												11.0
Yards Lost	16	8	7	27	6	0												64
ADVANCES																		
Rushes	25	40	18	32	26	23												164
Completions	21	17	21	16	19	22												116
Totals	46	57	39	48	45	45												280
Total Drives	10	9	11	9	10	10												59
PENALTIES																		
Number	5	5	4	4	1	13												32
Yards	31	52	30	82	5	100												300
FUMBLES																		
Number	1	2	0	3	1	3												10
Lost	1	1	0	1	0	3												6
PUNTING																		
Yards	78	60	260	192	106	211												907
Punts	2	1	5	4	2	4												18
Net Avg.	35.5	48.0	44.0	44.0	53.0	36.0												42.5
Gross Avg.	39.0	60.0	52.0	48.0	53.0	52.8												50.4
SCORING																		
Points	28	41	13	14	24	13												133
Q1	7	14	7	7	7	0												42
Q2	10	10	3	0	3	10												36
Q3	0	10	0	7	3	3												23
Q4	11	7	3	0	11	0												32
OT	0	0	0	0	0	0												0
TD Rushing	1	1	0	1	1	0												4
TD Passing	1	3	1	1	1	1												8
TD KO Returns	1	0	0	0	0	0												1
TD Punt Returns	0	0	0	0	0	0												0
TD Sp. Teams	0	0	0	0	0	0												0
TD Def. Returns	0	0	0	0	0	0												0
FG Attempts	2	2	2	0	4	2												12
FG Made	2	2	2	0	3	2												11
Safety	0	0	0	0	0	0												0
2-Pt Attempts	1	0	0	0	1	0												2
2-Pt Made	1	0	0	0	1	0												2
Time of Possession	29:30	36:54	23:11	26:38	27:02	23:25												27:46



CARDINALS GAME-BY-GAME DEFENSE

2024 REGULAR SEASON CARDINALS GAME-BY-GAME DEFENSE

	09/08	09/15	09/22	09/29	10/06	10/13	10/21	10/27	11/03	11/10	11/24	12/01	12/08	12/15	12/22	12/28	01/05	Totals
	@	vs.	vs.	vs.	@	@	vs.	@	vs.	vs.	@	@	vs.	vs.	@	@	vs.	
	BUF	LAR	DET	WAS	SF	GB	LAC	MIA	CHI	NYJ	SEA	MIN	SEA	NE	CAR	LAR	SF	
FIRST DOWNS																		
Total	23	14	23	29	22	27												138
Rushing	8	4	12	13	9	9												55
Passing	11	9	11	14	13	15												73
Penalty	4	1	0	2	0	3												10
THIRD DOWNS																		
Attempts	9	11	12	12	11	12												67
Converted	3	2	6	9	6	7												33
Percentage	33.3%	18.2%	50.0%	75.0%	54.5%	58.3%												49.3%
FOURTH DOWNS																		
Attempts	2	3	1	1	1	1												9
Converted	2	1	0	1	0	1												5
Percentage	100.0%	33.3%	0.0%	100.0%	0.0%	100.0%												55.6%
TOT. OFFENSE																		
Net Yards	352	245	373	449	384	437												2,240
Plays	58	52	68	67	63	70												378
Avg./Play	6.1	4.7	5.5	6.7	6.1	6.2												5.9
RUSHING																		
Net Yards	130	53	187	216	153	179												918
Rush. Att.	33	20	43	37	26	38												197
Avg./Att.	3.9	2.7	4.3	5.8	5.9	4.7												4.7
PASSING																		
Net Yards	222	192	186	233	231	258												1,322
Attempts	23	27	23	30	35	32												170
Completions	18	19	18	26	19	22												122
Intercepted	0	0	1	1	2	1												5
Gross Yards	232	216	199	233	244	258												1,382
Sacked	2.0	5.0	2.0	0.0	2.0	0.0												11.0
Yards Lost	10	24	13	0	13	0												60
ADVANCES																		
Rushes	33	20	43	37	26	38												197
Completions	18	19	18	26	19	22												122
Totals	51	39	61	63	45	60												319
Total Drives	10	10	11	9	9	11												60
PENALTIES																		
Number	9	2	9	5	4	5												34
Yards	65	10	79	49	21	40												264
FUMBLES																		
Number	1	1	0	0	1	0												3
Lost	1	1	0	0	1	0												3
PUNTING																		
Yards	85	215	247	51	41	46												685
Punts	2	4	5	1	1	1												14
Net Avg.	39.5	46.3	45.4	47.0	40.0	46.0												44.6
Gross Avg.	42.5	53.8	49.4	51.0	41.0	46.0												48.9
SCORING																		
Points	34	10	20	42	23	34												163
Q1	0	0	7	7	10	7												31
Q2	10	3	13	10	13	17												66
Q3	14	7	0	10	0	7												38
Q4	10	0	0	15	0	3												28
OT	0	0	0	0	0	0												0
TD Rushing	2	1	1	4	0	0												8
TD Passing	2	0	2	1	1	4												10
TD KO Returns	0	0	0	0	0	0												0
TD Punt Returns	0	0	0	0	0	0												0
TD Sp. Teams	0	0	0	0	1	0												1
TD Def. Returns	0	1	0	0	0	0												1
FG Attempts	2	1	0	2	3	3												11
FG Made	2	1	0	2	3	2												10
Safety	0	0	0	0	0	0												0
2-Pt Attempts	0	0	0	1	0	0												1
2-Pt Made	0	0	0	1	0	0												1
Time of Possession	30:30	23:06	36:49	33:22	32:58	36:35												32:13



RUSHING

200 Yards Rushing

By Cardinals: 228, Beanie Wells at St. Louis, Nov. 27, 2011 (27 att., 1 TD)
By Opponent: 228, Clinton Portis at Denver, Dec. 29, 2002 (24 att., 2 TD)

150 Yards Rushing

By Cardinals: 150, James Conner vs. Seattle, Jan. 7, 2024 (27 att., 1 TD)
By Opponent: 158, Kyren Williams at LA Rams, Oct. 15, 2023 (20 att., 1 TD)

100 Yards Rushing

By Cardinals: 104, James Conner vs. Washington, Sep. 29, 2024 (18 att., 1 TD)
By Opponent: 101, Brian Robinson Jr. vs. Washington, Sep. 29, 2024 (21 att. 1 TD)

Two 100-Yard Rushers

By Cardinals: 126 yards, Ottis Anderson/102 yards, Wayne Morris at New Orleans, Oct. 5, 1980
By Opponent: 128 yards, Marshawn Lynch/108 yards, Robert Turbin at Seattle, Dec. 9, 2012

Four Rushing Touchdowns

By Cardinals: Kenyan Drake vs. Cleveland, Dec. 15, 2019 (5, 1, 1, 17 yards)
By Opponent: Shaun Alexander at Seattle, Sep. 25, 2005 (25, 1, 1, 1 yards)

Three Rushing Touchdowns

By Cardinals: Kenyan Drake (4) vs. Cleveland, Dec. 15, 2019 (5, 1, 1, 17 yards)
By Opponent: Gus Edwards vs. Baltimore, Oct. 29, 2023 (1, 7, 1 yards)

Two Rushing Touchdowns

By Cardinals: James Conner at Pittsburgh, Dec. 3, 2023 (1, 9 yards)
By Opponent: Jeremy McNichols vs. Washington, Sep. 29, 2024 (27, 7 yards)

PASSING

500 Yards Passing

By Cardinals: 522, Boomer Esiason at Washington, Nov. 10, 1996-OT (35 comp., 59 att.)
By Opponent: Never happened

400 Yards Passing

By Cardinals: 400, Kyler Murray vs. Minnesota, Sep. 19, 2021 (29 comp., 36 att.)
By Opponent: 424, Jared Goff vs. LA Rams, Dec. 1, 2019 (32 comp., 43 att.)

300 Yards Passing

By Cardinals: 326, Kyler Murray at Minnesota, Oct. 30, 2022 (31 comp., 44 att.)
By Opponent: 336, C.J. Stroud at Houston, Nov. 19, 2023 (27 comp., 37 att.)

Six Touchdown Passes

By Cardinals: Charley Johnson vs. New Orleans, Nov. 2, 1969 (32, 14, 28, 31, 26, 14 yards)
By Opponent: Brett Favre at NY Jets, Sep. 28, 2008 (12, 34, 2, 17, 40, 24 yards)

Five Touchdown Passes

By Cardinals: Kurt Warner at Chicago, Nov. 8, 2009 (11, 6, 17, 15, 4 yards)
By Opponent: Patrick Mahomes vs. Kansas City, Sep. 11, 2022 (9, 3, 4, 1, 2 yards)

Four Touchdown Passes

By Cardinals: Kyler Murray at Cleveland, Oct. 17, 2021 (21, 13, 9, 14 yards)
By Opponent: Jordan Love at Green Bay, Oct. 13, 2024 (5, 10, 44, 20 yards)

Three Touchdown Passes

By Cardinals: Kyler Murray vs. LA Rams, Sep. 15, 2024 (23, 60, 18 yards)
By Opponent: Jordan Love at Green Bay, Oct. 13, 2024 (5, 10, 44, 20 yards)

RECEIVING

200 Yards Receiving

By Cardinals: 217, Anquan Boldin at Detroit, Sep. 7, 2003 (10 rec., 2 TD)
By Opponent: 200, Tyler Lockett vs. Seattle, Oct. 25, 2020 (15 rec., 3 TD)

150 Yards Receiving

By Cardinals: 159, DeAndre Hopkins at Minnesota, Oct. 30, 2022 (12 rec., 1 TD)
By Opponent: 192, Ja'Marr Chase vs. Cincinnati, Oct. 8, 2023 (15 rec., 3 TD)

100 Yards Receiving

By Cardinals: 130, Marvin Harrison Jr. vs. LA Rams, Sep. 15, 2024 (4 rec., 2 TD)
By Opponent: 147, Brandon Aiyuk, at San Francisco, Oct. 6, 2024 (8 rec.)

Two 100-Yard Receivers

By Cardinals: 112, A.J. Green (5 rec.), 104, Christian Kirk (7 rec.) at Jacksonville, Sep. 26, 2021
By Opponent: 172, Robert Woods (13 rec.), 107, Tyler Higbee (7 rec., 1 TD) vs. LA Rams, Dec. 1, 2019

Four Receiving Touchdowns

By Cardinals: Roy Green vs. Seattle, Nov. 13, 1983 (15, 23, 7, 63 yards)
By Opponent: Earnest Gray vs. NY Giants, Sep. 7, 1980 (10, 37, 42, 20 yards)

Three Receiving Touchdowns

By Cardinals: Christian Kirk at Tampa Bay, Nov. 10, 2019 (33, 69, 15 yards)
By Opponent: Ja'Marr Chase vs. Cincinnati, Oct. 8, 2023 (2, 63, 3 yards)

Two Receiving Touchdowns

By Cardinals: Marvin Harrison Jr. vs. LA Rams, Sep. 15, 2024 (23, 60 yards)
By Opponent: Romeo Doubs at Green Bay, Oct. 13, 2024 (10, 20 yards)

10 or More Receptions in a Game

By Cardinals: Trey McBride (10 for 102 yards) vs. San Francisco, Dec. 17, 2023
By Opponent: Ja'Marr Chase (15 for 192 yards) vs. Cincinnati, Oct. 8, 2023

COMBOS

100-Yard Rusher/100-Yard Receiver

By Cardinals: James Conner, 122 rushing yards/Marvin Harrison Jr., 130 receiving yards vs. LA Rams, Sep. 15, 2024
By Opponent: Khalil Herbert, 112 rushing yards/Cole Kmet, 107 receiving yards at Chicago, Dec. 24, 2023

100-Yard Rusher/Two 100-Yard Receivers

By Cardinals: Johnny Johnson, 103 rushing yards/Ernie Jones, 117 receiving yards/Roy Green, 120 receiving yards vs. Green Bay, Nov. 18, 1990
By Opponent: Marshawn Lynch, 113 rushing yards/Luke Willson, 139 receiving yards/Doug Baldwin, 113 receiving yards vs. Seattle, Dec. 21, 2014

100-Yard Rusher/100-Yard Receiver/300-Yard Passer

By Cardinals: Chris Johnson, 109 rushing yards/Michael Floyd, 106 receiving yards/Carson Palmer 374 passing yards at Cleveland, Nov. 1, 2015
By Opponent: Devin Singletary, 112 rushing yards/Tank Dell, 149 receiving yards/C.J. Stroud, 336 passing yards at Houston, Nov. 19, 2023

Two 100-Yard Receivers/300-Yard Passer

By Cardinals: A.J. Green, 112; Christian Kirk, 104; Kyler Murray, 316, at Jacksonville, Sep. 26, 2021
By Opponent: Robert Woods, 172; Tyler Higbee, 107; Jared Goff, 424 vs. LA Rams, Dec. 1, 2019

SCORING

Four Total Touchdowns

By Cardinals: Kenyan Drake vs. Cleveland, Dec. 15, 2019 (4 rush)
By Opponent: Christian McCaffrey at San Francisco, Oct. 1, 2023 (3 rush, 1 rec.)

Three Total Touchdowns

By Cardinals: James Conner at San Francisco, Nov. 7, 2021 (2 rush, 1 rec.)
By Opponent: Christian McCaffrey vs. San Francisco, Dec. 17, 2023 (2 rec., 1 rush)

Two-Point Conversion

By Cardinals: James Conner run at San Francisco, Oct. 6, 2024
By Opponent: Zach Ertz reception vs. Washington, Sep. 29, 2024

Multiple Two-Point Conversions

By Cardinals: Eno Benjamin run; Zach Ertz reception vs. New Orleans, Oct. 20, 2022
By Opponent: Todd Gurley run (2x); Malcolm Brown reception vs. LA Rams, Sep. 16, 2018

Safety

By Cardinals: Intentional grounding by Jalen Hurts in end zone vs. Philadelphia, Dec. 20, 2020
By Opponent: Intentional grounding by Kyler Murray in end zone vs. Indianapolis, Dec. 25, 2021

KICKING

Six Field Goals

By Cardinals: Neil Rackers vs. San Francisco, Oct. 2, 2005 (40, 45, 48, 23, 43, 24 yards)
By Opponent: Never happened

Five Field Goals

By Cardinals: Phil Dawson at Washington, Dec. 17, 2017 (40, 35, 19, 34, 32 yards)
By Opponent: Robbie Gould vs. San Francisco, Oct. 1, 2017 (49, 39, 47, 48, 23 yards)

Four Field Goals

By Cardinals: Matt Prater vs. Atlanta, Nov. 12, 2023 (51, 46, 56, 23 yards)
By Opponent: Brett Maher at LA Rams, Oct. 15, 2023 (29, 35, 25, 43 yards)

Three Field Goals

By Cardinals: Chad Ryland at San Francisco, Oct. 6, 2024 (30, 42, 35 yards)
By Opponent: Brett Maher at LA Rams, Oct. 15, 2023 (29, 35, 25 yards)



THE LAST TIME - REGULAR SEASON

Missed Point-After-Touchdown

By Cardinals: Matt Prater vs. Cincinnati, Oct. 8, 2023 (wide left)
By Opponent: Jake Bates vs. Detroit, Sep. 22, 2024 (wide right)

Blocked Punt

By Cardinals: Ezekiel Turner vs. Philadelphia, Dec. 20, 2020 (Cameron Johnston punt)
By Opponent: Richie Grant at Atlanta, Jan. 1, 2023 (Andy Lee Punt)

Blocked Punt Return For Touchdown

By Cardinals: Dennis Gardeck (Cameron Malveaux block) at Seattle, Dec. 30, 2018, 0 yards (Michael Dickson punt)
By Opponent: Elijahaa Penny (Michael Thomas block) at NY Giants, Oct. 20, 2019, 0 yards (Andy Lee punt)

Blocked Field Goal Attempt

By Cardinals: Leki Fotu at Minnesota, Oct. 30, 2022 (Greg Joseph 45-yard attempt)
By Opponent: Jordan Elliott at San Francisco, Oct. 6, 2024 (Chad Ryland 45-yard attempt)

Blocked Field Goal Attempt For Touchdown

By Cardinals: Justin Bethel (Adrian Wilson block) vs. Chicago, Dec. 23, 2012, 82 yards (Olindo Mare kick)
By Opponent: Deommodore Lenoir (Jordan Elliott block) at San Francisco, Oct. 6, 2024, 61 yards (Chad Ryland kick)

RETURNS

Punt Return For Touchdown

By Cardinals: Ted Ginn, Jr. at NY Giants, Sep. 14, 2014, 71 yards (Steve Weatherford punt)
By Opponent: Diontae Johnson vs. Pittsburgh, Dec. 8, 2019, 85 yards (Andy Lee punt)

Kickoff Return For Touchdown

By Cardinals: DeeJay Dallas at Buffalo, Sep. 8, 2024, 96 yards (Tyler Bass kickoff)
By Opponent: Tyler Lockett at Seattle, Dec. 31, 2017, 99 yards (Phil Dawson kickoff)

Interception Return For Touchdown

By Cardinals: Zaven Collins vs. Seattle, Nov. 6, 2022 (30 yards, Geno Smith pass)
By Opponent: Sydney Brown at Philadelphia, Dec. 31, 2023 (99 yards, Kyler Murray pass)

Fumble Return For Touchdown

By Cardinals: Cameron Thomas at Washington, Sep. 10, 2023, 2 yards (Sam Howell fumble)
By Opponent: Raekwon McMillan vs. New England, Dec. 12, 2022, 23 yards (De'Andre Hopkins fumble)

DEFENSE

Four Interceptions

By Cardinals: Kwamie Lassiter vs. San Diego, Dec. 27, 1998
By Opponent: Never happened

Three Interceptions

By Cardinals: Antrel Rolle at Cincinnati, Nov. 18, 2007
By Opponent: Marcus Trufant at Seattle, Dec. 9, 2007

Two Interceptions

By Cardinals: Marco Wilson vs. Tampa Bay, Dec. 25, 2022
By Opponent: Charvarius Ward vs. San Francisco, Dec 17, 2023

Two Interceptions By Teammates

By Cardinals: at Washington, Oct. 16, 1994 (Aeneas Williams and James Williams)
By Opponent: at Seattle, Dec. 9, 2012 (Richard Sherman and Bobby Wagner)

Four Quarterback Sacks

By Cardinals: Chandler Jones (5.0) at Tennessee, Sep. 12, 2021
By Opponent: Cameron Wake (4.5) vs. Miami, Sep. 30, 2012

Three Quarterback Sacks

By Cardinals: Dennis Gardeck vs. LA Rams, Sep. 15, 2024
By Opponent: Greg Rousseau at Buffalo, Sep. 8, 2024

Two Quarterback Sacks By Teammates

By Cardinals: at Cleveland, Oct. 17, 2021 (Markus Golden 2.0, Jordan Hicks 2.0)
By Opponent: vs. Carolina, Sep. 22, 2019 (Mario Addison 3.0, Christian Miller 2.0)

Two Opponent Fumble Recoveries

By Cardinals: Jordan Hicks at San Francisco, Nov. 7, 2021
By Opponent: J.J. Watt vs. Houston, Nov. 10, 2013

TEAM SCORING

50 Points Scored By Team

By Cardinals: St. Louis 56 at Minnesota 14, Oct. 6, 1963
By Opponent: Arizona 0 at Seattle 58, Dec. 9, 2012

40 Points Scored By Team

By Cardinals: Arizona 41, vs. LA Rams 10, Sep. 15, 2024
By Opponent: Arizona 14 vs. Washington 42, Sep. 29, 2024

20 First-Quarter Points

By Cardinals: 21 vs. San Francisco, Sep. 10, 2006
By Opponent: 21 vs. Denver, Oct. 18, 2018

20 Second-Quarter Points

By Cardinals: 25 vs. New Orleans, Oct. 20, 2022
By Opponent: 20 vs. Philadelphia, Dec. 20, 2020

20 Third-Quarter Points

By Cardinals: 21 vs. Green Bay, Dec. 27, 2015
By Opponent: 21 at San Francisco, Jan. 2, 2011

20 Fourth-Quarter Points

By Cardinals: 20 at Seattle, Dec. 24, 2016
By Opponent: 21 vs. LA Rams, Dec. 6, 2020

30 One-Half Points

By Cardinals: 31 in first half vs. San Francisco, Sep. 27, 2015
By Opponent: 31 in second half vs. NY Giants, Sep. 17, 2023

Score Touchdown In Each Quarter

By Cardinals: vs. LA Rams, Sep. 24, 2024 (14, 10, 10, 7 points)
By Opponent: vs. Washington, Sep. 29, 2024 (7, 10, 10, 15 points)

OFFENSE

500 Yards Total Offense

By Cardinals: 503 vs. Minnesota, Sep. 19, 2021
By Opponent: 572 vs. Seattle, Oct. 25, 2020

No Sacks/No Interceptions Allowed

By Cardinals: at Green Bay, Oct. 13, 2024
By Opponent: vs. Seattle, Jan. 7, 2024

DEFENSE

Shutout

By Cardinals: Arizona 23, vs. NY Giants 0, Dec. 24, 2017 (State Farm Stadium)
By Opponent: Arizona 0, at Cleveland 27, Nov. 5, 2023 (Cleveland Browns Stadium)

Shutout At Home

By Cardinals: Arizona 23, vs. NY Giants 0, Dec. 24, 2017 (State Farm Stadium)
By Opponent: Arizona 0, vs. Seattle 38, Sep. 14, 2003 (Sun Devil Stadium)

Shutout On The Road

By Cardinals: Arizona 38, at Dallas 0, Nov. 16, 1970 (Cotton Bowl)
By Opponent: Arizona 0, at Cleveland 27, Nov. 5, 2023 (Cleveland Browns Stadium)

MISCELLANEOUS

Overtime Win At Home

By Cardinals: vs. Seattle, Oct. 25, 2020, 37-34 (State Farm Stadium)
By Opponent: vs. Tampa Bay, Dec. 25, 2022, 19-16 (State Farm Stadium)

Overtime Win On The Road

By Cardinals: Sep. 18, 2022 at Las Vegas, 29-23 (Allegiant Stadium)
By Opponent: Dec. 25, 2022 vs. Tampa Bay, 19-16 (State Farm Stadium)

10 Or More Penalties

By Cardinals: 13, at Green Bay, Oct. 13, 2024 (100 yards)
By Opponent: 13, vs. Dallas, Sep. 24, 2023 (107 yards)

Tie Game

By Cardinals: Sep. 8, 2019 vs. Detroit, 27-27

Over 40:00 Time of Possession (Non-OT)

By Cardinals: 40:22 at Seattle, Nov. 21, 2021
By Opponent: 40:12 at San Francisco, Oct. 7, 2018

CARDINALS MISCELLANEOUS STATS



Season Record.....	2-4	At Home.....	1-2	When won coin toss.....	2-3
In NFC West Games.....	2-0	On the Road.....	1-2	When lost coin toss.....	0-1
In NFC East Games.....	0-1	Outdoors.....	1-2	When scored first.....	2-2
In NFC North Games.....	0-2	Indoors.....	1-2	When opponent scores first.....	0-2
In NFC South Games.....	0-0	On Natural Grass.....	2-3	In overtime games.....	0-0
In September.....	1-3			When Cards out-rushed opponent.....	2-0
In October.....	1-1			When Cards out-passed opponent.....	1-1
In November.....	0-0				
In December.....	0-0			While wearing white jersey/white pants.....	1-2
In January.....	0-0			While wearing red jersey/red pants.....	1-1
				While wearing black jersey/black pants.....	0-1
With roof open at State Farm Stadium.....	0-0			When playing in the Eastern Time Zone.....	0-1
With roof closed at State Farm Stadium.....	1-2				
When Yielding 20 Points or Less.....	1-1			When Tied at Halftime.....	0-0
When Scoring 20 Points or More.....	2-1			When Led at the End of 3 rd Quarter.....	1-0
When Led at Halftime.....	1-1			When Trailing at the End of 3 rd Quarter.....	1-4
When Trailing at Halftime.....	1-3			When Tied at the End of 3 rd Quarter.....	0-0
When Arizona had a 100-yd rusher.....	1-1			When Arizona had a 300-yard passer.....	0-0
When opp. had a 100-yd rusher.....	0-2			When opponent had a 300-yard passer.....	0-0
When Arizona had a 100-yd receiver.....	1-0			When Arizona won turnover margin.....	1-0
When opp. had a 100-yd receiver.....	1-0			When opponent won turnover margin.....	0-1

Booth Initiated Reviews

Date	Opp	Explanation	Result
------	-----	-------------	--------

Arizona Instant Replay Challenges (1 of 1)

Date	Opp	Explanation	Result
9-15	vs. LAR	Challenged the pass completion ruling for LAR WR Demarcus Robinson-(Incomplete)	Reversed

Opponent Instant Replay Challenges (2 of 2)

Date	Opp	Explanation	Result
9-22	vs. DET	Challenged the first down ruling for AZ QB Kyler Murray-(Short of line to gain)	Reversed
9-29	vs. WAS	Challenged the down by contact ruling for AZ WR Michael Wilson-(Fumble)	Reversed

Overtime Scoring Plays

Date	Opp	Play
------	-----	------

Arizona Defensive Touchdowns

Date	Opp	Play
------	-----	------

Arizona Kick/Punt Return Touchdowns

Date	Opp	Play
9-8	@ BUF	KR DeeJay Dallas 96-yard kickoff return for a touchdown

Arizona Two-Point Conversion Attempts (2 of 2)

Date	Opp	Play
9-8	@ BUF	Run by RB James Conner is successful
10-6	@ SF	Run by RB James Conner is successful

Arizona Onside Kick Attempts/Recoveries (0 of 0)

Date	Opp	Play
------	-----	------



CARDINALS SCORING DRIVES

CARDINALS 2024 REGULAR SEASON SCORING DRIVES

DATE	OPPONENT	ACQUIRED	DRIVE START	PLAYS	YARDS	Q	TIME	FIRST DOWNS	SCORING PLAY	ARI	OPP
09/08	at Buffalo	Kickoff	ARI 30	13	70	Q1	7:13	5	M. Wilson: 5-yard pass from K. Murray	7	0
		Fumble	ARI 29	10	60	Q1	5:27	3	Q2: M. Prater: 29-yard FG	10	0
		Kickoff	ARI 29	13	71	Q2	7:07	6	J. Conner: 3-yard run	17	3
		Kickoff	ARI 30	8	58	Q3	4:05	2	Q4: M. Prater: 31-yard FG	20	24
		Kickoff	0	0	0	Q4	0:13	0	D. Dallas: 96-yard run	28	31
09/15	L.A. Rams	Downs	ARI 40	6	60	Q1	2:27	3	M. Harrison Jr.: 23-yard pass from K. Murray	7	0
		Punt	ARI 40	1	60	Q1	0:10	1	Murray	14	0
		Punt	ARI 1	13	99	Q1	8:31	6	M. Harrison Jr.: 60-yard pass from K. Murray	21	0
		Kickoff	ARI 30	7	40	Q2	4:29	2	Murray	24	3
		Kickoff	ARI 30	8	70	Q3	4:27	4	Q2: E. Higgins: 18-yard pass from K. Murray	31	3
		Punt	ARI 18	9	43	Q3	5:13	2	Murray	34	3
		Kickoff	ARI 30	11	70	Q3	6:39	5	M. Prater: 48-yard FG J. Conner: 5-yard run M. Prater: 57-yard FG Q4: T. McBride: 0-yard run	35	10
09/22	Detroit	Kickoff	ARI 30	8	70	Q1	5:08	6	M. Harrison Jr.: 10-yard pass from K. Murray	7	7
		Kickoff	ARI 30	6	46	Q2	0:29	2	Murray	10	20
		Punt	ARI 7	9	67	Q4	3:00	3	M. Prater: 42-yard FG M. Prater: 45-yard FG	13	20
09/29	Washington	Kickoff	ARI 45	9	55	Q1	5:06	4	M. Harrison Jr.: 2-yard pass from K. Murray	7	0
		Kickoff	ARI 26	11	74	Q3	5:05	5	Murray J. Conner: 6-yard run	14	27
10/06	at San Francisco	Punt	ARI 28	2	72	Q1	0:47	2	K. Murray: 50-yard run	7	0
		Kickoff	ARI 30	10	58	Q1	4:37	3	Q2: C. Ryland: 30-yard FG	10	10
		Interception	SF 25	4	1	Q3	1:53	0	C. Ryland: 42-yard FG	13	23
		Downs	ARI 27	12	73	Q3	6:27	6	Q4: E. Higgins: 2-yard pass from K. Murray	21	23
10/13	at Green Bay	Fumble	ARI 9	14	75	Q4	4:34	5	C. Ryland: 35-yard FG	24	23
		Kickoff	ARI 30	6	70	Q2	2:36	4	M. Wilson: 18-yard pass from K. Murray	7	24
		Interception	GB 45	9	25	Q2	1:00	2	C. Ryland: 38-yard FG	10	24
10/13	at Green Bay	Kickoff	ARI 26	9	53	Q3	5:57	3	C. Ryland: 40-yard FG	13	24
		Kickoff	ARI 26	9	53	Q3	5:57	3	C. Ryland: 40-yard FG	13	24
10/21	--	--	--	--	--	--	--	--	--	--	
10/27	--	--	--	--	--	--	--	--	--	--	
11/03	--	--	--	--	--	--	--	--	--	--	
11/10	--	--	--	--	--	--	--	--	--	--	
11/24	--	--	--	--	--	--	--	--	--	--	
12/01	--	--	--	--	--	--	--	--	--	--	
12/08	--	--	--	--	--	--	--	--	--	--	
12/15	--	--	--	--	--	--	--	--	--	--	
12/22	--	--	--	--	--	--	--	--	--	--	
12/28	--	--	--	--	--	--	--	--	--	--	
01/05	--	--	--	--	--	--	--	--	--	--	
AVG				8.3	57.6		4:06	3.4			

CARDINALS DEFENSIVE SUMMARIES



SEPTEMBER 8, 2024
CARDINALS @ BUFFALO BILLS
L 34-28

TOP TACKLERS		SACKS		INTS		FORCED FUMBLES		RECOVERED FUMBLES	
PLAYER	NO.	PLAYER	NO.	PLAYER	NO.	PLAYER	NO.	PLAYER	NO.
K. White	11	K. Clark	1.0			R. Lopez	1	J. Jones	1
B. Baker	10	R. Lopez	1.0						
Z. Collins	9								
M. Wilson Sr.	9								
J. Thompson	6								

SEPTEMBER 15, 2024
CARDINALS VS. LOS ANGELES RAMS
W 41-10

TOP TACKLERS		SACKS		INTS		FORCED FUMBLES		RECOVERED FUMBLES	
PLAYER	NO.	PLAYER	NO.	PLAYER	NO.	PLAYER	NO.	PLAYER	NO.
B. Baker	8	D. Gardeck	3.0			D. Gardeck	1	L. Collier	1
K. White	7	K. Barnes	1.0						
D. Gardeck	6	Z. Collins	1.0						
J. Thompson	5								
K. Barnes	4								

SEPTEMBER 22, 2024
CARDINALS VS. DETROIT LIONS
L 20-13

TOP TACKLERS		SACKS		INTS		FORCED FUMBLES		RECOVERED FUMBLES	
PLAYER	NO.	PLAYER	NO.	PLAYER	NO.	PLAYER	NO.	PLAYER	NO.
K. White	11	D. Stills	1.0	D. Gardeck	1				
J. Thompson	9	M. Wilson Sr.	1.0						
M. Wilson Sr.	8								
B. Baker	7								
S. Murphy-Bunting	7								

SEPTEMBER 29, 2024
CARDINALS VS. WASHINGTON COMMANDERS
L 42-14

TOP TACKLERS		SACKS		INTS		FORCED FUMBLES		RECOVERED FUMBLES	
PLAYER	NO.	PLAYER	NO.	PLAYER	NO.	PLAYER	NO.	PLAYER	NO.
B. Baker	15			G. Williams	1				
J. Thompson	9								
K. White	9								
M. Wilson Sr.	6								
R. Lopez	5								

OCTOBER 6, 2024
CARDINALS @ SAN FRANCISCO 49ERS
W 24-23

TOP TACKLERS		SACKS		INTS		FORCED FUMBLES		RECOVERED FUMBLES	
PLAYER	NO.	PLAYER	NO.	PLAYER	NO.	PLAYER	NO.	PLAYER	NO.
B. Baker	12	K. Barnes	1.0	K. White	1	J. Luketa	1	M. Wilson Sr.	1
M. Wilson Sr.	6	N. Jones	1.0	M. Wilson Sr.	1				
Z. Collins	5								
D. Stills	5								
J. Thompson	4								

OCTOBER 13, 2024
CARDINALS @ GREEN BAY PACKERS
L 34-13

TOP TACKLERS		SACKS		INTS		FORCED FUMBLES		RECOVERED FUMBLES	
PLAYER	NO.	PLAYER	NO.	PLAYER	NO.	PLAYER	NO.	PLAYER	NO.
K. Barnes	9			S. Murphy-Bunting	1				
B. Baker	8								
N. Jones	7								
M. Wilson Sr.	7								
Z. Collins	6								



CARDINALS TURNOVER ANALYSIS

2024 REGULAR SEASON - DEFENSIVE TAKEAWAYS

DATE	OPPONENT	TAKEAWAY	QTR.	SCORE	YD-LINE	RESULT
09/08	at Buffalo	J. Jones FR (R. Lopez FF)	1	7-0	ARZ-29	FG
09/15	L.A. Rams	L. Collier FR (D. Gardeck FF)	4	35-10	LA-48	Fumble
09/22	Detroit	D. Gardeck INT (J. Goff)	3	10-20	DET-43	Downs
09/29	Washington	G. Williams INT (J. Daniels)	2	7-14	ARZ-18	Punt
10/06	at San Francisco	M. Wilson Sr. INT (B. Purdy)	3	10-23	SF-25	FG
		M. Wilson Sr. FR (J. Luketa FF)	4	21-23	ARZ-9	FG
		K. White INT (B. Purdy)	4	24-23	50	EOG
10/13	at Green Bay	S. Murphy-Bunting INT (J. Love)	2	7-24	GB-45	FG
10/21		--	--	--	--	--
10/27		--	--	--	--	--
11/03		--	--	--	--	--
11/10		--	--	--	--	--
11/24		--	--	--	--	--
12/01		--	--	--	--	--
12/08		--	--	--	--	--
12/15		--	--	--	--	--
12/22		--	--	--	--	--
12/28		--	--	--	--	--
01/05		--	--	--	--	--

2024 REGULAR SEASON - OFFENSIVE GIVEAWAYS

DATE	OPPONENT	TAKEAWAY	QTR.	SCORE	YD-LINE	RESULT
09/08	at Buffalo	K. Murray fumble (G. Rousseau FF; D. Williams FR)	3	17-17	ARZ-21	TD
09/15	L.A. Rams	C. Tune fumble (B. Fiske FR)	4	35-10	LA-20	EOG
09/22	Detroit	K. Murray INT (K. Joseph: touchback)	3	10-20	DET-(-5)	Punt
09/29	Washington	M. Wilson fumble (F. Luvu FF; F. Luvu FR)	4	14-35	WAS-24	TD
10/06	at San Francisco	K. Murray INT (N. Bosa)	2	10-20	SF-30	FG
10/13	at Green Bay	J. Conner fumble (K. Brooks FF; K. Brooks FR)	3	13-31	ARZ-30	Missed FG
		G. Dortch fumble (E. Williams FF; J. Alexander FR)	3	13-31	GB-22	FG
		K. Murray fumble (K. Clark FR)	4	13-34	GB-21	EOG
10/21		--	--	--	--	--
10/27		--	--	--	--	--
11/03		--	--	--	--	--
11/10		--	--	--	--	--
11/24		--	--	--	--	--
12/01		--	--	--	--	--
12/08		--	--	--	--	--
12/15		--	--	--	--	--
12/22		--	--	--	--	--
12/28		--	--	--	--	--
01/05		--	--	--	--	--

2024 REGULAR SEASON - TURNOVERS

Offense:	8 Giveaways 20 Points (2 TD, 2 FG)	Ratio 0 (8 takeaways, 8 giveaways)
Defense:	8 Takeaways 12 Points (0 TD, 4 FG)	
Special Teams:	0 Giveaways 0 Points (0 TD, 0 FG)	Points Off Turnovers Ratio -8 (12 scored, 20 allowed)
	0 Takeaways 0 Points (0 TD, 0 FG)	

CARDINALS BIG PLAYS



DATE	OPPONENT	RUSHES				RECEPTIONS				RETURNS			
		GAIN	PLAYER	QTR	RESULT	GAIN	PLAYER	QTR	RESULT	GAIN	PLAYER	QTR	RESULT
09/08	at Buffalo	11	Kyler Murray	1	FG	22	James Conner	1	TD	96t	DeeJay Dallas (KR)	4	TD
		12	Kyler Murray	2	TD	24	Emari Demercado	1	FG				
		29	Kyler Murray	3'	FG								
		20	James Conner	3	FG								
09/15	L.A. Rams	16	James Conner	1'	TD	23t	Marvin Harrison Jr.	1	TD				
		13	James Conner	1'	TD	60t	Marvin Harrison Jr.	1	TD				
		26	Kyler Murray	3'	TD	32	Marvin Harrison Jr.	1	TD				
		22	James Conner	3'	TD	23	Michael Wilson	2	FG				
		10	James Conner	4'	TD	21	Trey McBride	3	FG				
		10	Kyler Murray	4'	TD								
		41	Emari Demercado	4	Fumble								
09/22	Detroit	13	Kyler Murray	1'	TD	28	Michael Wilson	4	FG				
		21	Kyler Murray	1	TD								
09/29	Washington	10	James Conner	1'	TD	22	Michael Wilson	4	Fumble	39	DeeJay Dallas (KR)	1	TD
		16	James Conner	1'	TD								
		12	James Conner	1	Punt								
		20	James Conner	3	TD								
		16	Emari Demercado	4	Fumble								
		10	Trey Benson	4'	Game								
10/06	at San Francisco	50t	Kyler Murray	1	TD	22	Trey McBride	1	TD	39	DeeJay Dallas (KR)	2	INT
		13	Kyler Murray	2	INT	22	Marvin Harrison Jr.	1	FG				
		10	James Conner	3'	TD	34	Michael Wilson	2	Blocked FG				
		14	James Conner	4'	TD	20	Michael Wilson	2	INT				
		13	Kyler Murray	4'	FG								
		10	James Conner	4	FG								
10/13	at Green Bay	20	Trey Benson	3	FG	27	Trey McBride	2	TD				
10/21	L.A. Chargers	--	--	--	--	--	--	--	--	--	--	--	--
10/27	at Miami	--	--	--	--	--	--	--	--	--	--	--	--
11/03	Chicago	--	--	--	--	--	--	--	--	--	--	--	--
11/10	N.Y. Jets	--	--	--	--	--	--	--	--	--	--	--	--
11/24	at Seattle	--	--	--	--	--	--	--	--	--	--	--	--
12/01	at Minnesota	--	--	--	--	--	--	--	--	--	--	--	--
12/08	Seattle	--	--	--	--	--	--	--	--	--	--	--	--
12/15	New England	--	--	--	--	--	--	--	--	--	--	--	--
12/22	at Carolina	--	--	--	--	--	--	--	--	--	--	--	--
12/28	at L.A. Rams	--	--	--	--	--	--	--	--	--	--	--	--
01/05	San Francisco	--	--	--	--	--	--	--	--	--	--	--	--

' - result within the same drive



OPPONENT BIG PLAYS

DATE	OPPONENT	RUSHES				RECEPTIONS				RETURNS			
		GAIN	PLAYER	QTR	RESULT	GAIN	PLAYER	QTR	RESULT	GAIN	PLAYER	QTR	RESULT
09/08	at Buffalo	15	James Cook	2	FG	23	Dawson Knox	2	FG	53	Brandon Codrington (KR)	1	Fumble
		13	Ray Davis	3	TD	25	James Cook	3	TD				
						28	Keon Coleman	4	TD				
09/15	L.A. Rams					42	Demarcus Robinson	2	FG	41	Blake Corum (KR)	1	Downs
						24	Cooper Kupp	2	Downs				
						21	Tutu Atwell	3'	TD				
						22	Jordan Whittington	3	TD				
09/22	Detroit	11	David Montgomery	1'	TD	20	Amon-Ra St. Brown	1	TD				
		14	David Montgomery	1'	TD	24	Sam LaPorta	2'	TD				
		14	Jahmyr Gibbs	2	TD	21t	Amon-Ra St. Brown:1 -> Jahmyr Gibbs:20	2	TD				
		14	Jahmyr Gibbs	2	TD								
		18	Jahmyr Gibbs	3	Downs								
09/29	Washington	16	David Montgomery	4	Punt								
		17	Brian Robinson Jr.	1	TD	27	Olamide Zaccheaus	4	TD				
		27t	Jeremy McNichols	2	TD								
		15	Jeremy McNichols	3	FG								
		10	Jayden Daniels	4	TD								
10/06	at San Francisco	18	Brian Robinson Jr.	4	TD								
		34	Jordan Mason	2	FG	53	Brandon Aiyuk	1	FG	30	Nick Bosa (INT)	2	INT
		12	Brock Purdy	2	FG	20	Brandon Aiyuk	4	Fumble	32	Isaac Guerendo (KR)	4	INT
		13	Jordan Mason	3'	Downs								
		11	Brock Purdy	3'	Downs								
10/13	at Green Bay	20	Jordan Mason	4	Fumble								
		14	Josh Jacobs	1'	TD	28	Ben Sims	2	FG	39	Keisean Nixon (PR)	2	Punt
		16	Bo Melton	1'	TD	44t	Christian Watson	2	TD	37	Keisean Nixon (KR)	2	Half
		11	Bo Melton	4'	Game	20t	Romeo Doubs	3	TD				
		13	Emanuel Wilson	4'	Game								
10/21	L.A. Chargers	16	Emanuel Wilson	4'	Game								
		11	Chris Brooks	4	Game								
		--	--	--	--	--	--	--	--	--	--	--	--
		--	--	--	--	--	--	--	--	--	--	--	--
		--	--	--	--	--	--	--	--	--	--	--	--
11/03	Chicago	--	--	--	--	--	--	--	--	--	--	--	
11/10	N.Y. Jets	--	--	--	--	--	--	--	--	--	--	--	
11/24	at Seattle	--	--	--	--	--	--	--	--	--	--	--	
12/01	at Minnesota	--	--	--	--	--	--	--	--	--	--	--	
12/08	Seattle	--	--	--	--	--	--	--	--	--	--	--	
12/15	New England	--	--	--	--	--	--	--	--	--	--	--	
12/22	at Carolina	--	--	--	--	--	--	--	--	--	--	--	
12/28	at L.A. Rams	--	--	--	--	--	--	--	--	--	--	--	
01/05	San Francisco	--	--	--	--	--	--	--	--	--	--	--	

CARDINALS SCORING AND TAKEAWAY CHART



DATE	OPPONENT	W/L/T	CARDINALS						OPPONENTS						POINT	OVERALL
			1ST	2ND	3RD	4TH	OT	TOTAL	1ST	2ND	3RD	4TH	OT	TOTAL	DIFF	RECORD
09/08	at Buffalo	L	7	10	0	11	--	28	0	10	14	10	--	34	-6	0-1
09/15	L.A. Rams	W	14	10	10	7	--	41	0	3	7	0	--	10	+31	1-1
09/22	Detroit	L	7	3	0	3	--	13	7	13	0	0	--	20	-7	1-2
09/29	Washington	L	7	0	7	0	--	14	7	10	10	15	--	42	-28	1-3
10/06	at San Francisco	W	7	3	3	11	--	24	10	13	0	0	--	23	+1	2-3
10/13	at Green Bay	L	0	10	3	0	--	13	7	17	7	3	--	34	-21	2-4
	2024 TOTALS	2-4	42	36	23	32	--	133	31	66	38	28	--	163	-30	2-4
	AVG/GAME		7.0	6.0	3.8	5.3	--	22.2	5.2	11.0	6.3	4.7	--	27.2	-5.0	

2024 REGULAR SEASON TAKEAWAY/GIVEAWAY CHART

DATE	OPPONENT	ARI +/- RATIO	ARI TAKEAWAYS	POINTS OFF TAKEAWAYS	ARI GIVEAWAYS	POINTS OFF GIVEAWAYS	POINTS OFF TO RATIO
09/08	at Buffalo	0	1 (1 FUM, 0 INT)	3	1 (1 FUM, 0 INT)	7	-4
09/15	L.A. Rams	0	1 (1 FUM, 0 INT)	0	1 (1 FUM, 0 INT)	0	0
09/22	Detroit	0	1 (0 FUM, 1 INT)	0	1 (0 FUM, 1 INT)	0	0
09/29	Washington	0	1 (0 FUM, 1 INT)	0	1 (1 FUM, 0 INT)	7	-7
10/06	at San Francisco	+2	3 (1 FUM, 2 INT)	6	1 (0 FUM, 1 INT)	3	+3
10/13	at Green Bay	-2	1 (0 FUM, 1 INT)	3	3 (3 FUM, 0 INT)	3	0
10/21		--	--	--	--	--	--
10/27		--	--	--	--	--	--
11/03		--	--	--	--	--	--
11/10		--	--	--	--	--	--
11/24		--	--	--	--	--	--
12/01		--	--	--	--	--	--
12/08		--	--	--	--	--	--
12/15		--	--	--	--	--	--
12/22		--	--	--	--	--	--
12/28		--	--	--	--	--	--
01/05		--	--	--	--	--	--
	TOTALS	0	8 (3 FUM, 5 INT)	12	8 (6 FUM, 2 INT)	20	-8



POSSESSION BREAKDOWN

DATE	OPPONENT	STARTING QB	POSS	TD	PAT	2-PT	M-2PT	FG	FGA	FGM	BK-FG	PUNT	INT	FUM	SAF	DWNS	HF	GM	PTS	TD%	SCORE%	PTS/POSS
9/8	at Buffalo	K. Murray	10	2	3	1	1	2	2	0	0	2	0	1	0	1	1	0	20	20.0	50.0	2.00
9/15	L.A. Rams	K. Murray	9	4	5	0	0	2	2	0	0	1	0	1	0	0	0	0	34	44.4	77.8	3.78
9/22	Detroit	K. Murray	11	1	1	0	0	2	2	0	0	5	1	0	0	2	0	0	13	9.1	27.3	1.18
9/29	Washington	K. Murray	9	2	2	0	0	0	0	0	0	4	0	1	0	1	0	1	14	22.2	22.2	1.56
10/6	at San Francisco	K. Murray	10	2	2	1	1	3	4	1	1	2	1	0	0	0	0	1	24	20.0	50.0	2.40
10/13	at Green Bay	K. Murray	10	1	1	0	0	2	2	0	0	4	0	3	0	0	0	0	13	10.0	30.0	1.30
10/21	L.A. Chargers	--	--	--	--	--	--	--	--	--	--	--	--	--	--	--	--	--	--	--	--	--
10/27	at Miami	--	--	--	--	--	--	--	--	--	--	--	--	--	--	--	--	--	--	--	--	--
11/3	Chicago	--	--	--	--	--	--	--	--	--	--	--	--	--	--	--	--	--	--	--	--	--
11/10	N.Y. Jets	--	--	--	--	--	--	--	--	--	--	--	--	--	--	--	--	--	--	--	--	--
11/24	at Seattle	--	--	--	--	--	--	--	--	--	--	--	--	--	--	--	--	--	--	--	--	--
12/1	at Minnesota	--	--	--	--	--	--	--	--	--	--	--	--	--	--	--	--	--	--	--	--	--
12/8	Seattle	--	--	--	--	--	--	--	--	--	--	--	--	--	--	--	--	--	--	--	--	--
12/15	New England	--	--	--	--	--	--	--	--	--	--	--	--	--	--	--	--	--	--	--	--	--
12/22	at Carolina	--	--	--	--	--	--	--	--	--	--	--	--	--	--	--	--	--	--	--	--	--
12/28	at L.A. Rams	--	--	--	--	--	--	--	--	--	--	--	--	--	--	--	--	--	--	--	--	--
1/5	San Francisco	--	--	--	--	--	--	--	--	--	--	--	--	--	--	--	--	--	--	--	--	--
2024 TOTALS			59	12	14	2	2	11	12	1	1	18	2	6	0	4	1	2	118	20.3	42.4	2.00

DATE	OPPONENT	STARTING QB	POSS	TD	PAT	2-PT	M-2PT	FG	FGA	FGM	BK-FG	PUNT	INT	FUM	SAF	DWNS	HF	GM	PTS	TD%	SCORE%	PTS/POSS
9/8	at Buffalo	J. Allen	10	4	4	0	0	2	2	0	0	2	0	1	0	0	0	1	34	40.0	60.0	3.40
9/15	L.A. Rams	M. Stafford	10	1	1	0	0	1	1	0	0	4	0	1	0	2	0	1	10	10.0	20.0	1.00
9/22	Detroit	J. Goff	11	3	2	0	0	0	0	0	0	5	1	0	0	1	0	1	20	27.3	27.3	1.82
9/29	Washington	J. Daniels	9	5	5	1	1	2	2	0	0	1	1	0	0	0	0	0	42	55.6	77.8	4.67
10/6	at San Francisco	B. Purdy	9	1	2	0	0	3	3	0	0	1	2	1	0	1	0	0	16	11.1	44.4	1.78
10/13	at Green Bay	J. Love	11	4	4	0	0	2	3	1	0	1	1	0	0	0	1	1	34	36.4	54.5	3.09
10/21	L.A. Chargers	--	--	--	--	--	--	--	--	--	--	--	--	--	--	--	--	--	--	--	--	--
10/27	at Miami	--	--	--	--	--	--	--	--	--	--	--	--	--	--	--	--	--	--	--	--	--
11/3	Chicago	--	--	--	--	--	--	--	--	--	--	--	--	--	--	--	--	--	--	--	--	--
11/10	N.Y. Jets	--	--	--	--	--	--	--	--	--	--	--	--	--	--	--	--	--	--	--	--	--
11/24	at Seattle	--	--	--	--	--	--	--	--	--	--	--	--	--	--	--	--	--	--	--	--	--
12/1	at Minnesota	--	--	--	--	--	--	--	--	--	--	--	--	--	--	--	--	--	--	--	--	--
12/8	Seattle	--	--	--	--	--	--	--	--	--	--	--	--	--	--	--	--	--	--	--	--	--
12/15	New England	--	--	--	--	--	--	--	--	--	--	--	--	--	--	--	--	--	--	--	--	--
12/22	at Carolina	--	--	--	--	--	--	--	--	--	--	--	--	--	--	--	--	--	--	--	--	--
12/28	at L.A. Rams	--	--	--	--	--	--	--	--	--	--	--	--	--	--	--	--	--	--	--	--	--
1/5	San Francisco	--	--	--	--	--	--	--	--	--	--	--	--	--	--	--	--	--	--	--	--	--
2024 TOTALS			60	18	18	1	1	10	11	1	0	14	5	3	0	4	1	4	156	30.0	46.7	2.60

THIRD DOWN EFFICIENCY ANALYSIS



CARDINALS 2024 REGULAR SEASON THIRD DOWN EFFICIENCY

CARDINALS

Date	Opponent	3rd & 1	3rd & 2	3rd & 3	3rd & 4	3rd & 5	3rd & 6	3rd & 7	3rd & 8	3rd & 9	3rd & 10+	Total
09/08	at Buffalo	0/0	0/0	0/0	1/2	3/3	2/4	1/1	0/0	0/0	0/3	7/13
09/15	L.A. Rams	2/2	0/1	1/1	0/0	3/3	0/0	0/1	0/1	1/1	0/1	7/11
09/22	Detroit	0/0	1/3	0/0	0/1	0/0	0/1	0/0	0/0	0/1	0/3	1/9
09/29	Washington	3/5	1/1	0/0	0/0	0/0	0/0	0/0	0/0	0/1	0/4	4/11
10/06	at San Francisco	0/0	0/0	1/1	0/0	0/1	1/2	0/1	0/0	1/2	0/3	3/10
10/13	at Green Bay	1/2	1/1	2/2	0/0	0/1	0/2	0/1	0/0	0/1	0/0	4/10
10/21	L.A. Chargers	--	--	--	--	--	--	--	--	--	--	--
10/27	at Miami	--	--	--	--	--	--	--	--	--	--	--
11/03	Chicago	--	--	--	--	--	--	--	--	--	--	--
11/10	N.Y. Jets	--	--	--	--	--	--	--	--	--	--	--
11/24	at Seattle	--	--	--	--	--	--	--	--	--	--	--
12/01	at Minnesota	--	--	--	--	--	--	--	--	--	--	--
12/08	Seattle	--	--	--	--	--	--	--	--	--	--	--
12/15	New England	--	--	--	--	--	--	--	--	--	--	--
12/22	at Carolina	--	--	--	--	--	--	--	--	--	--	--
12/28	at L.A. Rams	--	--	--	--	--	--	--	--	--	--	--
01/05	San Francisco	--	--	--	--	--	--	--	--	--	--	--
TOTALS		6 / 9	3 / 6	4 / 4	1 / 3	6 / 8	3 / 9	1 / 4	0 / 1	2 / 6	0 / 14	26 / 64
		66.7%	50.0%	100.0%	33.3%	75.0%	33.3%	25.0%	0.0%	33.3%	0.0%	40.6%
		3RD & 1-3: 13 / 19 = 68.4%			3RD & 4-6: 10 / 20 = 50.0%			3RD & 7-10+: 3 / 25 = 12.0%				

OPPONENT 2024 REGULAR SEASON THIRD DOWN EFFICIENCY

OPPONENT

Date	Opponent	3rd & 1	3rd & 2	3rd & 3	3rd & 4	3rd & 5	3rd & 6	3rd & 7	3rd & 8	3rd & 9	3rd & 10+	Total
09/08	at Buffalo	0/0	0/2	0/0	0/0	0/0	1/2	0/1	0/0	0/0	2/4	3/9
09/15	L.A. Rams	0/1	1/2	0/1	0/3	0/1	0/0	0/0	1/1	0/1	0/1	2/11
09/22	Detroit	1/1	0/2	1/2	0/0	1/1	1/2	0/0	0/1	0/0	2/3	6/12
09/29	Washington	1/1	2/2	0/0	2/2	1/2	0/0	0/0	0/1	1/1	2/3	9/12
10/06	at San Francisco	0/0	0/1	1/1	0/0	1/1	2/3	0/1	0/1	0/0	2/3	6/11
10/13	at Green Bay	1/1	0/1	1/1	2/3	3/4	0/1	0/0	0/0	0/0	0/1	7/12
10/21	L.A. Chargers	--	--	--	--	--	--	--	--	--	--	--
10/27	at Miami	--	--	--	--	--	--	--	--	--	--	--
11/03	Chicago	--	--	--	--	--	--	--	--	--	--	--
11/10	N.Y. Jets	--	--	--	--	--	--	--	--	--	--	--
11/24	at Seattle	--	--	--	--	--	--	--	--	--	--	--
12/01	at Minnesota	--	--	--	--	--	--	--	--	--	--	--
12/08	Seattle	--	--	--	--	--	--	--	--	--	--	--
12/15	New England	--	--	--	--	--	--	--	--	--	--	--
12/22	at Carolina	--	--	--	--	--	--	--	--	--	--	--
12/28	at L.A. Rams	--	--	--	--	--	--	--	--	--	--	--
01/05	San Francisco	--	--	--	--	--	--	--	--	--	--	--
TOTALS		3 / 4	3 / 10	3 / 5	4 / 8	6 / 9	4 / 8	0 / 2	1 / 4	1 / 2	8 / 15	33 / 67
		75.0%	30.0%	60.0%	50.0%	66.7%	50.0%	0.0%	25.0%	50.0%	53.3%	49.3%
		3RD & 1-3: 9 / 19 = 47.4%			3RD & 4-6: 14 / 25 = 56.0%			3RD & 7-10+: 10 / 23 = 43.5%				



RED ZONE BREAKDOWN

CARDINALS

Date	Opponent	Pos	TD	PAT	Miss			Blk/				Drive Ends				Score			
					2-Pt.	PAT	FG	FGA	MFG	INT	Fum	Dwns	Half	Game	Pts	TD%	Pct.	Pts/Poss	
09/08	at Buffalo	4	2	2	0	0	2	2	0	0	0	0	0	0	0	20	50.0	100.0	5.0
09/15	L.A. Rams	4	3	3	0	0	0	0	0	0	0	1	0	0	0	21	75.0	75.0	5.3
09/22	Detroit	1	1	1	0	0	0	0	0	0	0	0	0	0	0	7	100.0	100.0	7.0
09/29	Washington	2	2	2	0	0	0	0	0	0	0	0	0	0	0	14	100.0	100.0	7.0
10/06	at San Francisco	3	1	0	1	0	2	2	0	0	0	0	0	0	0	14	33.3	100.0	4.7
10/13	at Green Bay	3	1	1	0	0	1	1	0	0	1	0	0	0	0	10	33.3	66.7	3.3
10/21	L.A. Chargers	--	--	--	--	--	--	--	--	--	--	--	--	--	--	--	--	--	--
10/27	at Miami	--	--	--	--	--	--	--	--	--	--	--	--	--	--	--	--	--	--
11/03	Chicago	--	--	--	--	--	--	--	--	--	--	--	--	--	--	--	--	--	--
11/10	N.Y. Jets	--	--	--	--	--	--	--	--	--	--	--	--	--	--	--	--	--	--
11/24	at Seattle	--	--	--	--	--	--	--	--	--	--	--	--	--	--	--	--	--	--
12/01	at Minnesota	--	--	--	--	--	--	--	--	--	--	--	--	--	--	--	--	--	--
12/08	Seattle	--	--	--	--	--	--	--	--	--	--	--	--	--	--	--	--	--	--
12/15	New England	--	--	--	--	--	--	--	--	--	--	--	--	--	--	--	--	--	--
12/22	at Carolina	--	--	--	--	--	--	--	--	--	--	--	--	--	--	--	--	--	--
12/28	at L.A. Rams	--	--	--	--	--	--	--	--	--	--	--	--	--	--	--	--	--	--
01/05	San Francisco	--	--	--	--	--	--	--	--	--	--	--	--	--	--	--	--	--	--
TOTALS		17	10	9	1	0	5	5	0	0	2	0	0	0	86	58.8	88.2	5.1	

OPPONENT

Date	Opponent	Pos	TD	PAT	Miss			Blk/				Drive Ends				Score			
					2-Pt.	PAT	FG	FGA	MFG	INT	Fum	Dwns	Half	Game	Pts	TD%	Pct.	Pts/Poss	
09/08	at Buffalo	6	4	4	0	0	1	1	0	0	1	0	0	0	31	66.7	83.3	5.2	
09/15	L.A. Rams	3	1	1	0	0	1	1	0	0	0	1	0	0	10	33.3	66.7	3.3	
09/22	Detroit	2	2	1	0	1	0	0	0	0	0	0	0	0	13	100.0	100.0	6.5	
09/29	Washington	5	4	3	1	0	1	1	0	0	0	0	0	0	32	80.0	100.0	6.4	
10/06	at San Francisco	6	1	1	0	0	3	3	0	0	1	1	0	0	16	16.7	66.7	2.7	
10/13	at Green Bay	4	2	2	0	0	1	1	0	0	0	0	0	1	17	50.0	75.0	4.3	
10/21	L.A. Chargers	--	--	--	--	--	--	--	--	--	--	--	--	--	--	--	--	--	--
10/27	at Miami	--	--	--	--	--	--	--	--	--	--	--	--	--	--	--	--	--	--
11/03	Chicago	--	--	--	--	--	--	--	--	--	--	--	--	--	--	--	--	--	--
11/10	N.Y. Jets	--	--	--	--	--	--	--	--	--	--	--	--	--	--	--	--	--	--
11/24	at Seattle	--	--	--	--	--	--	--	--	--	--	--	--	--	--	--	--	--	--
12/01	at Minnesota	--	--	--	--	--	--	--	--	--	--	--	--	--	--	--	--	--	--
12/08	Seattle	--	--	--	--	--	--	--	--	--	--	--	--	--	--	--	--	--	--
12/15	New England	--	--	--	--	--	--	--	--	--	--	--	--	--	--	--	--	--	--
12/22	at Carolina	--	--	--	--	--	--	--	--	--	--	--	--	--	--	--	--	--	--
12/28	at L.A. Rams	--	--	--	--	--	--	--	--	--	--	--	--	--	--	--	--	--	--
01/05	San Francisco	--	--	--	--	--	--	--	--	--	--	--	--	--	--	--	--	--	--
TOTALS		26	14	12	1	1	7	7	0	0	2	2	0	1	119	53.8	80.8	4.6	

CARDINALS HIGHS AND LOWS



HIGH	DATE	OPPONENT	OFFENSIVE CATEGORY	OPPONENT	DATE	LOW
41	9/15	vs. L.A. Rams	Points	vs. Detroit	9/22	13
				at Green Bay	10/13	
14	9/15	vs. L.A. Rams	Points in a Quarter	at Buffalo	9/8	0
				vs. Detroit	9/22	
				vs. Washington	9/29	
				at Green Bay	10/13	
24	9/15	vs. L.A. Rams	Points in a Half	vs. Detroit	9/22	3
				at Green Bay	10/13	
5	9/15	vs. L.A. Rams	Total Touchdowns	vs. Detroit	9/22	1
				at Green Bay	10/13	
62	9/15	vs. L.A. Rams	Total Plays	vs. Detroit	9/22	53
489	9/15	vs. L.A. Rams	Total Net Yards	at Buffalo	9/8	270
24	9/15	vs. L.A. Rams	Total First Downs	at Green Bay	10/13	16
14	9/15	vs. L.A. Rams	First Downs Rushing	vs. Detroit	9/22	2
10	9/8	at Buffalo	First Downs Passing	vs. Washington	9/29	5
	9/22	vs. Detroit				
	10/6	at San Francisco				
5	9/22	vs. Detroit	First Down Penalties	vs. Washington	9/29	0
				at San Francisco	10/6	
63.6%	9/15	vs. L.A. Rams	Third Down Efficiency	vs. Detroit	9/22	11.1%
7.9	9/15	vs. L.A. Rams	Average Yards Per Play	at Buffalo	9/8	4.5
231	9/15	vs. L.A. Rams	Total Net Yards Rushing	vs. Detroit	9/22	77
40	9/15	vs. L.A. Rams	Rushing Attempts	vs. Detroit	9/22	18
6.5	10/6	at San Francisco	Rushing Average Yards	at Green Bay	10/13	3.9
1	9/8	at Buffalo	Rushing Touchdowns	vs. Detroit	9/22	0
	9/15	vs. L.A. Rams		at Green Bay	10/13	
	9/29	vs. Washington				
	10/6	at San Francisco				
258	9/15	vs. L.A. Rams	Total Net Yards Passing	vs. Washington	9/29	115
34	9/22	vs. Detroit	Passing Attempts	vs. L.A. Rams	9/15	21
22	10/13	at Green Bay	Passing Completions	vs. Washington	9/29	16
3	9/15	vs. L.A. Rams	Passing Touchdowns	at Buffalo	9/8	1
				vs. Detroit	9/22	
				vs. Washington	9/29	
				at San Francisco	10/6	
				at Green Bay	10/13	
11.7	9/15	vs. L.A. Rams	Passing Yards Average	at Buffalo	9/8	4.2
1	9/22	vs. Detroit	Passes Thrown for Interception	at Buffalo	9/8	0
	10/6	at San Francisco		vs. L.A. Rams	9/15	
				vs. Washington	9/29	
				at Green Bay	10/13	
4	9/8	at Buffalo	Times Sacked	at Green Bay	10/13	0
	9/29	vs. Washington				
4	9/8	at Buffalo	QB Sacks	at Green Bay	10/13	0
	9/29	vs. Washington				
27	9/29	vs. Washington	Sack Yards Lost	at Green Bay	10/13	0
5	9/22	vs. Detroit	Total Punts	vs. L.A. Rams	9/15	1
260	9/22	vs. Detroit	Total Punt Yards	vs. L.A. Rams	9/15	60
60	9/15	vs. L.A. Rams	Punt Gross Average Yards	at Buffalo	9/8	39
53	10/6	at San Francisco	Punt Net Average Yards	at Buffalo	9/8	35.5
2	9/15	vs. L.A. Rams	Punt Returns	vs. Detroit	9/22	0
				at Green Bay	10/13	
30	9/15	vs. L.A. Rams	Punt Return Yards	vs. Detroit	9/22	0
				at Green Bay	10/13	
15.0	9/15	vs. L.A. Rams	Punt Return Yards Average	vs. Detroit	9/22	0.0
				at Green Bay	10/13	
6	10/13	at Green Bay	Kickoff Returns	vs. L.A. Rams	9/15	0
				vs. Detroit	9/22	
156	10/13	at Green Bay	Kickoff Return Yards	vs. L.A. Rams	9/15	0
				vs. Detroit	9/22	
13	10/13	at Green Bay	Total Penalties	at San Francisco	10/6	1
100	10/13	at Green Bay	Penalty Yards	at San Francisco	10/6	5
3	9/29	vs. Washington	Total Fumbles	vs. Detroit	9/22	0
	10/13	at Green Bay				
3	10/13	at Green Bay	Fumbles Lost	vs. Detroit	9/22	0
				at San Francisco	10/6	
36:54	9/15	vs. L.A. Rams	Time of Possession	vs. Detroit	9/22	23:11
3	10/13	at Green Bay	Turnovers	at Buffalo	9/8	1
				vs. L.A. Rams	9/15	
				vs. Detroit	9/22	
				vs. Washington	9/29	
				at San Francisco	10/6	



CARDINALS HIGHS AND LOWS

HIGH	DATE	OPPONENT	DEFENSIVE CATEGORY	OPPONENT	DATE	LOW
42	9/29	vs. Washington	Points	vs. L.A. Rams	9/15	10
17	10/13	at Green Bay	Points in a Quarter	at Buffalo	9/8	0
25	9/29	vs. Washington	Points in a Half	vs. L.A. Rams	9/15	52
5	9/29	vs. Washington	Total Touchdowns	vs. Detroit	9/22	0
70	10/13	at Green Bay	Total Plays	at San Francisco	10/6	1
449	9/29	vs. Washington	Total Net Yards	vs. L.A. Rams	9/15	245
29	9/29	vs. Washington	Total First Downs	vs. L.A. Rams	9/15	14
13	9/29	vs. Washington	First Downs Rushing	vs. L.A. Rams	9/15	4
15	10/13	at Green Bay	First Downs Passing	vs. L.A. Rams	9/15	9
4	9/8	at Buffalo	First Down Penalties	vs. Detroit	9/22	0
75.0%	9/29	vs. Washington	Third Down Efficiency	at San Francisco	10/6	18.2%
6.7	9/29	vs. Washington	Average Yards Per Play	vs. L.A. Rams	9/15	4.7
216	9/29	vs. Washington	Total Net Yards Rushing	vs. L.A. Rams	9/15	53
43	9/22	vs. Detroit	Rushing Attempts	vs. L.A. Rams	9/15	20
5.9	10/6	at San Francisco	Rushing Average Yards	vs. L.A. Rams	9/15	2.7
4	9/29	vs. Washington	Rushing Touchdowns	at San Francisco	10/6	0
258	10/13	at Green Bay	Total Net Yards Passing	at Green Bay	10/13	186
35	10/6	at San Francisco	Passing Attempts	vs. Detroit	9/22	23
26	9/29	vs. Washington	Passing Completions	at Buffalo	9/8	18
4	10/13	at Green Bay	Passing Touchdowns	vs. Detroit	9/22	0
8.9	9/8	at Buffalo	Passing Yards Average	vs. L.A. Rams	9/15	6
2	10/6	at San Francisco	Passes Thrown for Interception	vs. L.A. Rams	9/15	0
5	9/15	vs. L.A. Rams	Times Sacked	vs. Washington	9/29	0
5	9/15	vs. L.A. Rams	QB Sacks	at Green Bay	10/13	0
24	9/15	vs. L.A. Rams	Sack Yards Lost	vs. Washington	9/29	0
5	9/22	vs. Detroit	Total Punts	at Green Bay	10/13	1
247	9/22	vs. Detroit	Total Punt Yards	vs. Washington	9/29	41
53.8	9/15	vs. L.A. Rams	Punt Gross Average Yards	at San Francisco	10/6	41
47	9/29	vs. Washington	Punt Net Average Yards	at San Francisco	10/6	39.5
4	9/22	vs. Detroit	Punt Returns	at Buffalo	9/8	0
47	10/13	at Green Bay	Punt Return Yards	at San Francisco	10/6	0
16.0	9/29	vs. Washington	Punt Return Yards Average	at San Francisco	10/6	0.0
2	10/13	at Green Bay	Kickoff Returns	vs. Detroit	9/22	0
60	10/13	at Green Bay	Kickoff Return Yards	vs. Washington	9/29	0
9	9/8	at Buffalo	Total Penalties	vs. Detroit	9/22	2
79	9/22	vs. Detroit	Penalty Yards	vs. L.A. Rams	9/15	10
1	9/8	at Buffalo	Total Fumbles	vs. Detroit	9/22	0
1	9/8	at Buffalo	Fumbles Lost	vs. Washington	9/29	0
36:49	9/22	vs. Detroit	Time of Possession	at Green Bay	10/13	23:06
3	10/6	at San Francisco	Turnovers	vs. L.A. Rams	9/15	1
				at Buffalo	9/8	
				vs. L.A. Rams	9/15	
				vs. Detroit	9/22	
				vs. Washington	9/29	
				at Green Bay	10/13	



2024 REGULAR SEASON CARDINALS INDIVIDUAL SINGLE-GAME HIGHS

			OPPONENT	DATE
Touchdowns	2	Marvin Harrison Jr.	vs. Rams	09/15
Passes Attempted	34	Kyler Murray	vs. Lions	09/22
Passes Completed	22	Kyler Murray	at Packers	10/13
Completion Percentage	80.9	Kyler Murray	vs. Rams	09/15
Passing Yards	266	Kyler Murray	vs. Rams	09/15
Yards Per Attempt	12.7	Kyler Murray	vs. Rams	09/15
Touchdown Passes	3	Kyler Murray	vs. Rams	09/15
Pass Receptions	8	Trey McBride	at Packers	10/13
		Michael Wilson	vs. Lions	09/22
Receiving Yards	130	Marvin Harrison Jr.	vs. Rams	09/15
Touchdown Receptions	2	Marvin Harrison Jr.	vs. Rams	09/15
Rushing Yards	122	James Conner	vs. Rams	09/15
Rushing Attempts	21	James Conner	vs. Rams	09/15
Rushing Average	11.9	Kyler Murray	at 49ers	10/06
Rushing Touchdowns	1	Kyler Murray	at 49ers	10/06
		James Conner	vs. Commanders	09/29
		James Conner	vs. Rams	09/15
		James Conner	at Bills	09/08
Yards From Scrimmage	130	Marvin Harrison Jr.	vs. Rams	09/15
Combined Net Yards	130	Marvin Harrison Jr.	vs. Rams	09/15
Interceptions Made	1	Sean Murphy-Bunting	at Packers	10/13
		Kyzir White	at 49ers	10/06
		Mack Wilson Sr.	at 49ers	10/06
		Garrett Williams	vs. Commanders	09/29
		Dennis Gardeck	vs. Lions	09/22
Interceptions Thrown	1	Kyler Murray	at 49ers	10/06
		Kyler Murray	vs. Lions	09/22
INT Return Yards	10	Dennis Gardeck	vs. Lions	09/22
Tackles	15	Budda Baker	vs. Commanders	09/29
Sacks	3.0	Dennis Gardeck	vs. Rams	09/15
Punts	5	Blake Gillikin	vs. Lions	09/22
Punts Inside the 20	1	Blake Gillikin	at Packers	10/13
		Blake Gillikin	at 49ers	10/06
		Blake Gillikin	vs. Commanders	09/29
		Blake Gillikin	vs. Lions	09/22
Punting Average	60.0	Blake Gillikin	vs. Rams	09/15
Punt Returns	2	Greg Dortch	vs. Rams	09/15
Punt Return Yards	30	Greg Dortch	vs. Rams	09/15
Kickoff Returns	4	DeeJay Dallas	vs. Commanders	09/29
Kickoff Return Yards	123	DeeJay Dallas	at Bills	09/08
Field Goals Attempted	4	Chad Ryland	at 49ers	10/06
Field Goals Made	3	Chad Ryland	at 49ers	10/06

2024 REGULAR SEASON ARIZONA CARDINALS LONGEST PLAYS

			OPPONENT	DATE
Run From Scrimmage	50	Kyler Murray	at 49ers	10/06
Touchdown Run	50	Kyler Murray	at 49ers	10/06
Passing Long	60	Kyler Murray	vs. Rams	09/15
Touchdown Pass Long	60	Kyler Murray	vs. Rams	09/15
Pass Reception	60	Marvin Harrison Jr.	vs. Rams	09/15
Touchdown Reception	60	Marvin Harrison Jr.	vs. Rams	09/15
Interception Return	10	Dennis Gardeck	vs. Lions	09/22
Punt Return	17	Greg Dortch	vs. Rams	09/15
Kickoff Return	96	DeeJay Dallas	at Bills	09/08
Punt	63	Blake Gillikin	vs. Lions	09/22
Field Goal	57	Matt Prater	vs. Rams	09/15
Field Goal Attempt	57	Matt Prater	vs. Rams	09/15



OPPONENT SUPERLATIVES

2024 REGULAR SEASON OPPONENTS INDIVIDUAL SINGLE-GAME HIGHS

			OPPONENT	DATE
Touchdowns	2	Romeo Doubs	at Packers	10/13
		Jeremy McNichols	vs. Commanders	09/29
		Josh Allen	at Bills	09/08
Passes Attempted	35	Brock Purdy	at 49ers	10/06
Passes Completed	26	Jayden Daniels	vs. Commanders	09/29
Completion Percentage	86.6	Jayden Daniels	vs. Commanders	09/29
Passing Yards	258	Jordan Love	at Packers	10/13
Yards Per Attempt	10.1	Josh Allen	at Bills	09/08
Touchdown Passes	4	Jordan Love	at Packers	10/13
Pass Receptions	8	Brandon Aiyuk	at 49ers	10/06
		George Kittle	at 49ers	10/06
Receiving Yards	147	Brandon Aiyuk	at 49ers	10/06
Touchdown Receptions	2	Romeo Doubs	at Packers	10/13
Rushing Yards	105	David Montgomery	vs. Lions	09/22
Rushing Attempts	23	David Montgomery	vs. Lions	09/22
Rushing Average	8.5	Jeremy McNichols	vs. Commanders	09/29
Rushing Touchdowns	2	Jeremy McNichols	vs. Commanders	09/29
		Josh Allen	at Bills	09/08
Yards From Scrimmage	147	Brandon Aiyuk	at 49ers	10/06
Combined Net Yards	147	Brandon Aiyuk	at 49ers	10/06
Interceptions Made	1	Nick Bosa	at 49ers	10/06
		Kerby Joseph	vs. Lions	09/22
Interceptions Thrown	2	Brock Purdy	at 49ers	10/06
INT Return Yards	30	Nick Bosa	at 49ers	10/06
Tackles	12	Fred Warner	at 49ers	10/06
Sacks	3.0	Greg Rousseau	at Bills	09/08
Punts	5	Jack Fox	vs. Lions	09/22
Punts Inside the 20	4	Jack Fox	vs. Lions	09/22
Punting Average	53.8	Ethan Evans	vs. Rams	09/15
Punt Returns	4	Kalif Raymond	vs. Lions	09/22
Punt Return Yards	40	Kalif Raymond	vs. Lions	09/22
Kickoff Returns	2	Keisean Nixon	at Packers	10/13
Kickoff Return Yards	60	Keisean Nixon	at Packers	10/13
Field Goals Attempted	3	Brayden Narveson	at Packers	10/13
		Jake Moody	at 49ers	10/06
Field Goals Made	2	Austin Seibert	vs. Commanders	09/29
		Tyler Bass	at Bills	09/08

2024 REGULAR SEASON OPPONENTS LONGEST PLAYS

			OPPONENT	DATE
Run From Scrimmage	34	Jordan Mason	at 49ers	10/06
Touchdown Run	27	Jeremy McNichols	vs. Commanders	09/29
Passing Long	53	Brock Purdy	at 49ers	10/06
Touchdown Pass Long	44	Jordan Love	at Packers	10/13
Pass Reception	53	Brandon Aiyuk	at 49ers	10/06
Touchdown Reception	44	Christian Watson	at Packers	10/13
Interception Return	30	Nick Bosa	at 49ers	10/06
Longest Opponent's Fumble Return	8	Braden Fiske	vs. Rams	09/15
Punt Return	39	Keisean Nixon	at Packers	10/13
Kickoff Return	53	Brandon Codrington	at Bills	09/08
Punt	68	Jack Fox	vs. Lions	09/22
Field Goal	45	Austin Seibert	vs. Commanders	09/29
Field Goal Attempt	45	Austin Seibert	vs. Commanders	09/29

CARDINALS TRANSACTIONS



DATE	POS.	NAME	TRANSACTION
1/8	WR	Andre Baccellia	Signed to a reserve/future contract
1/8	OL	Jackson Barton	Signed to a reserve/future contract
1/8	WR	Kaden Davis	Signed to a reserve/future contract
1/8	OL	Marquis Hayes Jr.	Signed to a reserve/future contract
1/8	RB	Tony Jones Jr.	Signed to a reserve/future contract
1/8	TE	Bernhard Seikovits	Signed to a reserve/future contract
1/8	WR	Jeff Smith	Signed to a reserve/future contract
1/8	CB	Quavian White	Signed to a reserve/future contract
1/9	WR	Daniel Arias	Signed to a reserve/future contract
1/9	CB	Darren Hall	Signed to a reserve/future contract
1/9	S	Verone McKinley III	Signed to a reserve/future contract
1/9	OL	Austen Pleasants	Signed to a reserve/future contract
1/30	CB	Michael Ojemudia	Signed to a reserve/future contract
1/31	LB	Jesse Luketa	Re-signed to a one-year contract
2/26	WR	Dan Chisena	Signed to a reserve/future contract
3/8	DL	L.J. Collier	Re-signed to a one-year contract
3/13	LB	Krys Barnes	Re-signed to a one-year contract
3/13	LS	Aaron Brewer	Re-signed to a one-year contract
3/13	OL	Trystan Colon	Re-signed to a one-year contract
3/13	OL	Keith Ismael	Re-signed to a one-year contract
3/13	CB	Bobby Price	Re-signed to a one-year contract
3/13	OL	D.J. Humphries	Released
3/13	OL	Elijah Wilkinson	Re-signed to a one-year contract
3/14	RB	DeeJay Dallas	Signed to a three-year contract
3/14	DL	Justin Jones	Signed to a three-year contract
3/14	CB	Sean Murphy-Bunting	Signed to a three-year contract
3/14	DL	Bilal Nichols	Signed to a three-year contract
3/14	OL	Jonah Williams	Signed to a two-year contract
3/14	LB	Mack Wilson Sr.	Signed to a three-year contract
3/14	QB	Desmond Ridder	Acquired via trade from the Atlanta Falcons in exchange for WR Rondale Moore
3/18	WR	Chris Moore	Signed to a one-year contract
3/20	OL	Evan Brown	Signed to a one-year contract
3/21	S	Qwuantrezz Knight	Released
4/3	WR	Greg Dortch	Re-signed to a one-year contract
4/29	LS	Matt Hembrough	Released
4/29	DL	Myles Murphy	Signed to a one-year contract
4/29	LS	Joe Shimko	Signed to a one-year contract
4/29	WR	Xavier Weaver	Signed to a one-year contract
4/30	WR	Kaden Davis	Released
4/30	CB	Quavian White	Released
5/7	LB	Markus Bailey	Signed to a one-year contract
5/9	CB	Jaden Davis	Signed to a four-year contract
5/9	OL	Christian Jones	Signed to a four-year contract
5/9	WR	Tejhaun Palmer	Signed to a four-year contract
5/9	LB	Xavier Thomas	Signed to a four-year contract
5/10	TE	Tip Reiman	Signed to a four-year contract
5/13	WR	Zay Jones	Signed to a one-year contract
5/14	OL	Isaiah Adams	Signed to a four-year contract
5/14	CB	Max Melton	Signed to a four-year contract
5/15	CB	Elijah Jones	Signed to a four-year contract
5/23	WR	Marvin Harrison Jr.	Signed to a four-year contract
5/28	DL	Darius Robinson	Signed to a four-year contract
5/30	S	Dadrion Taylor-Demerson	Signed to a four-year contract
7/18	RB	Trey Benson	Signed to a four-year contract
7/23	OL	Carter O'Donnell	Waived/Injured
8/3	LB	Zaven Collins	Signed to a two-year contract extension through 2026
8/5	LB	BJ Ojulari	Placed on injured reserve
8/6	LB	Marquis Haynes Sr.	Signed
8/6	CB	Delonte Hood	Signed
8/9	LB	Marquis Haynes Sr.	Released
8/13	WR	Daylen Baldwin	Signed
8/13	RB	Hassan Hall	Signed
8/13	WR	Jeff Smith	Released
8/19	OL	Dennis Daley	Released
8/20	DL	T.J. Carter	Signed
8/20	LB	Chris Garrett	Signed
8/20	LS	Joe Shimko	Released
8/21	C	Hjalte Froholdt	Signed to a two-year contract extension through 2026
8/21	WR	Daniel Arias	Released
8/21	TE	Sage Surratt	Signed
8/23	WR	Zay Jones	Placed on reserve/suspended list
8/26	S	Verone McKinley III	Released
8/26	WR	Daylen Baldwin	Released
8/26	LB	Chris Garrett	Released
8/26	CB	Delonte Hood	Released
8/26	CB	Michael Ojemudia	Released
8/26	OL	Austen Pleasants	Released
8/27	WR	Andre Baccellia	Released
8/27	LB	Markus Bailey	Released
8/27	LB	Krys Barnes	Released
8/27	OL	Jackson Barton	Released
8/27	RB	Michael Carter	Released
8/27	DL	T.J. Carter	Released
8/27	S	Andre Chachere	Released
8/27	WR	Dan Chisena	Released
8/27	CB	Jaden Davis	Released
8/27	RB	Hassan Hall	Released
8/27	OL	Marquis Hayes Jr.	Released
8/27	DL	Phil Hoskins	Released
8/27	OL	Keith Ismael	Released
8/27	RB	Tony Jones Jr.	Placed on injured reserve
8/27	OL	Christian Jones	Placed on injured reserve
8/27	DL	Naquan Jones	Released
8/27	LB	Tyreek Maddox-Williams	Released
8/27	DL	Myles Murphy	Released
8/27	LB	Trevor Nowaske	Released
8/27	WR	Tejhaun Palmer	Released
8/27	CB	Bobby Price	Released
8/27	QB	Desmond Ridder	Released
8/27	DL	Darius Robinson	Placed on injured reserve
8/27	LB	Tyreke Smith	Released
8/27	DL	Ben Stille	Released
8/27	TE	Sage Surratt	Waived/Injured
8/27	LB	Cameron Thomas	Traded to the Kansas City Chiefs for a seventh-round pick in the 2025 NFL Draft
8/27	TE	Blake Whiteheart	Released
8/27	OL	Elijah Wilkinson	Released
8/27	CB	Divaad Wilson	Released
8/28	WR	Andre Baccellia	Signed to the practice squad
8/28	LB	Markus Bailey	Signed to the practice squad
8/28	LB	Krys Barnes	Signed to the practice squad
8/28	OL	Jackson Barton	Signed to the practice squad
8/28	RB	Michael Carter	Signed to the practice squad
8/28	WR	Dan Chisena	Signed to the practice squad
8/28	CB	Jaden Davis	Signed to the practice squad
8/28	OL	Marquis Hayes Jr.	Signed to the practice squad
8/28	OL	Keith Ismael	Signed to the practice squad
8/28	LB	Julian Okwara	Signed to the practice squad
8/28	WR	Tejhaun Palmer	Signed to the practice squad
8/28	QB	Desmond Ridder	Signed to the practice squad
8/28	DL	Ben Stille	Signed to the practice squad
8/28	CB	Divaad Wilson	Signed to the practice squad
8/29	LB	Krys Barnes	Signed to the active roster from the practice squad
8/29	CB	Elijah Jones	Placed on injured reserve
8/29	TE	Jordan Murray	Signed to the practice squad
8/29	DL	P.J. Mustipher	Signed to the practice squad
8/29	OL	Luke Tenuta	Signed to the practice squad
9/5	OL	Tyler Manoa	Signed to the practice squad
9/10	DL	Angelo Blackson	Signed to the practice squad
9/10	DL	Angelo Blackson	Signed to the practice squad
9/10	DL	Tyler Manoa	Released from the practice squad
9/11	OL	Charlie Heck	Signed to the practice squad
9/11	LB	Julian Okwara	Signed to the active roster from the practice squad
9/17	OL	Marquis Hayes Jr.	Released from the practice squad
9/17	S	Jason Taylor II	Signed to the practice squad
9/25	DL	Justin Jones	Placed on injured reserve
9/25	DL	Naquan Jones	Signed to the active roster from Miami's practice squad
9/25	OL	Jackson Barton	Placed on practice squad injured reserve
10/2	DL	Angelo Blackson	Placed on practice squad injured reserve
10/2	K	Chad Ryland	Signed to the practice squad
10/8	OL	Charlie Heck	Signed to the active roster from the practice squad
10/8	OL	Will Hernandez	Placed on injured reserve
10/9	WR	Chris Moore	Released
10/11	WR	Dan Chisena	Released from the practice squad
10/11	WR	Chris Moore	Signed to the practice squad
10/14	WR	Zay Jones	Activated to the active roster
10/15	DL	Bilal Nichols	Placed on injured reserve
10/15	TE	Jordan Murray	Released from the practice squad
10/15	OL	Austen Pleasants	Released from the practice squad
10/15	K	Matt Prater	Placed on injured reserve
10/15	K	Chad Ryland	Signed to the active roster from the practice squad

CARDINALS STARTERS AND INACTIVES



OFFENSE

DATE	OPPONENT	WR	LT	LG	C	RG	RT	TE	QB	RB
9/8	at Buffalo	M. Harrison Jr./ G. Dortch/ M. Wilson	P. Johnson Jr.	E. Brown	H. Froholdt	W. Hernandez	J. Williams	T. McBride	K. Murray	J. Conner
9/15	L.A. Rams	M. Harrison Jr./ M. Wilson	P. Johnson Jr.	E. Brown	H. Froholdt	W. Hernandez	K. Beachum	T. McBride	K. Murray	T. Benson/ J. Conner
9/22	Detroit	M. Harrison Jr./ M. Wilson	P. Johnson Jr.	E. Brown	H. Froholdt	W. Hernandez	J. Barton	T. McBride/ T. Reiman	K. Murray	J. Conner
9/29	Washington	M. Harrison Jr./ M. Wilson	P. Johnson Jr.	E. Brown	H. Froholdt	W. Hernandez	K. Beachum	T. Reiman/ E. Higgins	K. Murray	J. Conner
10/6	at San Francisco	M. Harrison Jr./ M. Wilson	P. Johnson Jr.	E. Brown	H. Froholdt	W. Hernandez	K. Beachum	T. McBride/ E. Higgins	K. Murray	J. Conner
10/13	at Green Bay	M. Harrison Jr.	P. Johnson Jr.	E. Brown	H. Froholdt	T. Colon	K. Beachum	T. McBride/ T. Reiman/ E. Higgins	K. Murray	J. Conner
10/21		--	--	--	--	--	--	--	--	--
10/27		--	--	--	--	--	--	--	--	--
11/3		--	--	--	--	--	--	--	--	--
11/10		--	--	--	--	--	--	--	--	--
11/24		--	--	--	--	--	--	--	--	--
12/1		--	--	--	--	--	--	--	--	--
12/8		--	--	--	--	--	--	--	--	--
12/15		--	--	--	--	--	--	--	--	--
12/22		--	--	--	--	--	--	--	--	--
12/28		--	--	--	--	--	--	--	--	--
1/5		--	--	--	--	--	--	--	--	--

DEFENSE

DATE	OPPONENT	DT	NT	DT	OLB	ILB	ILB	OLB	CB	S	DB
9/8	at Buffalo	J. Jones	R. Lopez	L. Collier	Z. Collins	K. White	M. Wilson Sr.	--	S. Murphy- Bunting/ S. Thomas V/ G. Williams	B. Baker/ J. Thompson	--
9/15	L.A. Rams	J. Jones	R. Lopez	B. Nichols	Z. Collins	K. White	M. Wilson Sr.	--	S. Murphy- Bunting/ S. Thomas V/ G. Williams	B. Baker/ J. Thompson	--
9/22	Detroit	J. Jones	R. Lopez	B. Nichols	Z. Collins	K. White	M. Wilson Sr.	--	S. Murphy- Bunting/ S. Thomas V/ G. Williams	B. Baker/ J. Thompson	--
9/29	Washington	L. Collier	R. Lopez	B. Nichols	Z. Collins	K. White	M. Wilson Sr.	--	S. Murphy- Bunting/ S. Thomas V/ G. Williams	B. Baker/ J. Thompson	--
10/6	at San Francisco	L. Collier	R. Lopez	B. Nichols	Z. Collins	K. White	M. Wilson Sr.	D. Gardeck	S. Murphy- Bunting/ S. Thomas V	B. Baker/ J. Thompson	--
10/13	at Green Bay	L. Collier	R. Lopez	B. Nichols	Z. Collins	K. White	M. Wilson Sr.	D. Gardeck	S. Murphy- Bunting/ S. Thomas V	B. Baker/ J. Thompson	--
10/21		--	--	--	--	--	--	--	--	--	--
10/27		--	--	--	--	--	--	--	--	--	--
11/3		--	--	--	--	--	--	--	--	--	--
11/10		--	--	--	--	--	--	--	--	--	--
11/24		--	--	--	--	--	--	--	--	--	--
12/1		--	--	--	--	--	--	--	--	--	--
12/8		--	--	--	--	--	--	--	--	--	--
12/15		--	--	--	--	--	--	--	--	--	--
12/22		--	--	--	--	--	--	--	--	--	--
12/28		--	--	--	--	--	--	--	--	--	--
1/5		--	--	--	--	--	--	--	--	--	--

2024 REGULAR SEASON INACTIVES

DATE	OPPONENT	1	2	3	4	5	6	7
09/08	at Buffalo	OL Jon Gaines II	CB Darren Hall	LB Jesse Luketa	TE Travis Vokolek	WR Xavier Weaver	--	--
09/15	L.A. Rams	OL Jon Gaines II	CB Darren Hall	LB Jesse Luketa	DL Dante Stills	TE Travis Vokolek	WR Xavier Weaver	--
09/22	Detroit	OL Kelvin Beachum	LB Victor Dimukeje	OL Jon Gaines II	CB Darren Hall	LB Jesse Luketa	TE Travis Vokolek	WR Xavier Weaver
09/29	Washington	OL Jon Gaines II	CB Darren Hall	DL Naquan Jones	LB Jesse Luketa	TE Trey McBride	DL Khyiris Tonga	WR Xavier Weaver
10/06	at San Francisco	OL Isaiah Adams	LB Victor Dimukeje	K Matt Prater	LB Xavier Thomas	TE Travis Vokolek	WR Xavier Weaver	CB Garrett Williams
10/13	at Green Bay	LB Victor Dimukeje	CB Darren Hall	K Matt Prater	LB Xavier Thomas	TE Travis Vokolek	--	--
10/21	L.A. Chargers	--	--	--	--	--	--	--
10/27	at Miami	--	--	--	--	--	--	--
11/03	Chicago	--	--	--	--	--	--	--
11/10	N.Y. Jets	--	--	--	--	--	--	--
11/24	at Seattle	--	--	--	--	--	--	--
12/01	at Minnesota	--	--	--	--	--	--	--
12/08	Seattle	--	--	--	--	--	--	--
12/15	New England	--	--	--	--	--	--	--
12/22	at Carolina	--	--	--	--	--	--	--
12/28	at L.A. Rams	--	--	--	--	--	--	--
01/05	San Francisco	--	--	--	--	--	--	--



CARDINALS ROSTER BY POSITION

NO.	NAME	POS.	HT.	WT.	AGE	EXP.	COLLEGE	HOMETOWN	HOW ACQ.
QUARTERBACKS (2)									
1	Murray, Kyler	QB	5-10	207	27	6	Oklahoma	Allen, TX	D1-19
15	Tune, Clayton	QB	6-3	220	25	2	Houston	Carrollton, TX	D5a-23
RUNNING BACKS (4)									
6	Conner, James	RB	6-1	233	29	8	Pittsburgh	Erie, PA	UFA-21 (Pit)
20	Dallas, DeeJay	RB	5-10	214	26	5	Miami	Brunswick, GA	UFA-24 (Sea)
31	Demercado, Emari	RB	5-9	215	25	2	TCU	Inglewood, CA	FA-23
33	Benson, Trey	RB	6-0	216	22	R	Florida State	Greenville, MS	D3a-24
WIDE RECEIVERS (6)									
0	Pascal, Zach	WR	6-2	215	29	7	Old Dominion	Upper Marlboro, MD	UFA-23 (Phi)
4	Dortch, Greg	WR	5-7	175	26	4	Wake Forest	Highland Springs, VA	FA-21
14	Wilson, Michael	WR	6-2	213	24	2	Stanford	Simi Valley, CA	D3b-23
17	Jones, Zay	WR	6-2	200	29	8	East Carolina	Austin, TX	FA-24
18	Harrison Jr., Marvin	WR	6-3	209	22	R	Ohio State	Philadelphia, PA	D1a-24
89	Weaver, Xavier	WR	6-0	169	24	R	Colorado	Orlando, FL	FA-24
TIGHT ENDS (4)									
81	Vokolek, Travis	TE	6-6	260	26	1	Nebraska	Springfield, MO	FA-23
84	Higgins, Elijah	TE	6-3	235	23	2	Stanford	Austin, TX	WV-23 (Mia)
85	McBride, Trey	TE	6-4	246	24	3	Colorado State	Fort Morgan, CO	D2-22
87	Reiman, Tip	TE	6-5	271	23	R	Illinois	Rapid City, SD	D3c-24
OFFENSIVE LINE (8)									
59	Gaines II, Jon	OL	6-4	303	25	1	UCLA	Wauwatosa, WI	D4-23
62	Brown, Evan	OL	6-3	320	28	6	Southern Methodist	Southlake, TX	UFA-24 (Sea)
63	Colon, Trystan	OL	6-3	313	26	5	Missouri	Webb City, MO	WV-23 (NYJ)
67	Heck, Charlie	OL	6-8	315	27	5	North Carolina	Kansas City, MO	FA-24
68	Beachum, Kelvin	OL	6-3	308	35	13	Southern Methodist	Mexia, TX	FA-20
70	Johnson Jr., Paris	OL	6-6	313	23	2	Ohio State	Cincinnati, Ohio	D1-23
72	Froholdt, Hjalte	OL	6-5	310	28	5	Arkansas	Svendborg, Denmark	UFA-23 (Cle)
74	Adams, Isaiah	OL	6-4	315	24	R	Illinois	Ajax, Ontario	D3b-24
LINEBACKERS (10)									
2	Wilson Sr., Mack	LB	6-1	246	26	6	Alabama	Montgomery, AL	UFA-24 (NE)
7	White, Kyzir	LB	6-2	234	28	7	West Virginia	Emmaus, PA	UFA-23 (Phi)
25	Collins, Zaven	LB	6-4	260	25	4	Tulsa	Hominy, OK	D1-21
43	Luketa, Jesse	LB	6-3	253	25	3	Penn State	Ottawa, Ontario	D7b-22
44	Pappoe, Owen	LB	6-0	225	24	2	Auburn	Lawrenceville, GA	D5b-23
45	Gardeck, Dennis	LB	6-0	232	30	7	Sioux Falls	Lake in the Hills, IL	FA-18
51	Barnes, Krys	LB	6-2	229	26	5	UCLA	Bakersfield, CA	UFA-23 (GB)
52	Dimukeje, Victor	LB	6-2	262	24	4	Duke	Baltimore, MD	D6a-21
54	Thomas, Xavier	LB	6-2	244	24	R	Clemson	Florence, SC	D5a-24
58	Okwara, Julian	LB	6-4	250	26	5	Notre Dame	Charlotte, NC	FA-24
DEFENSIVE BACKS (10)									
3	Baker, Budda	S	5-10	195	28	8	Washington	Bellevue, WA	D2-17
13	Clark, Kei'Trel	CB	5-10	181	23	2	Louisville	Richmond, VA	D6a-23
16	Melton, Max	CB	5-11	187	22	R	Rutgers	Mays Landing, NJ	D2-24
21	Williams, Garrett	CB	5-10	192	23	2	Syracuse	Harrisburg, NC	D3a-23
23	Murphy-Bunting, Sean	CB	6-0	195	27	6	Central Michigan	Macomb, MI	UFA-24 (Ten)
24	Thomas V, Starling	CB	5-10	194	24	2	UAB	Birmingham, AL	WV-23 (Det)
30	Hall, Darren	CB	6-0	190	24	3	San Diego State	Pasadena, CA	FA-24
32	Blount, Joey	S	6-1	201	25	3	Virginia	Atlanta, GA	FA-23
34	Thompson, Jalen	S	5-11	190	26	6	Washington State	Downey, CA	SD5-19
42	Taylor-Demerson, Dadrión	S	5-10	197	23	R	Texas Tech	Oklahoma City, OK	D4-24
DEFENSIVE LINE (5)									
55	Stills, Dante	DL	6-4	286	24	2	West Virginia	Fairmont, WV	D6b-23
91	Collier, L.J.	DL	6-2	291	29	5	TCU	Munday, TX	UFA-23 (Sea)
95	Tonga, Khyiris	DL	6-4	338	28	4	BYU	West Valley, UT	UFA-24 (Min)
96	Jones, Naquan	DL	6-3	313	26	4	Michigan State	Evanston, IL	FA-24
98	Lopez, Roy	DL	6-2	318	27	4	Arizona	Tempe, AZ	FA-23
SPECIALISTS (3)									
12	Gillikin, Blake	P	6-2	196	26	4	Penn State	Atlanta, GA	FA-23
38	Ryland, Chad	K	6-0	195	25	2	Maryland	Lebanon, PA	FA-24
46	Brewer, Aaron	LS	6-5	232	34	13	San Diego State	Fullerton, CA	FA-16

CARDINALS HOW THEY WERE BUILT



YEAR	DRAFTEES (21)	FREE AGENTS (25)	WAIVERS (3)	SUP. DRAFT (1)
2016		LS Aaron Brewer (FA-16)		
2017	S Budda Baker (2)			
2018		LB Dennis Gardeck (FA-18)		
2019	QB Kyler Murray (1)			S Jalen Thompson (SD5-19)
2020		OL Kelvin Beachum (FA-20)		
2021	LB Zaven Collins (1) LB Victor Dimukeje (6a)	RB James Conner (UFA-21 Pit) WR Greg Dortch (FA-21)		
2022	TE Trey McBride (2) LB Jesse Luketa (7b)			
2023	OL Paris Johnson Jr. (1) CB Garrett Williams (3a) WR Michael Wilson (3b) OL Jon Gaines II (4) LB Owen Pappoe (5a) QB Clayton Tune (5b) CB Kei'Trel Clark (6a) DL Dante Stills (6b)	LB Krys Barnes (UFA-23 GB) S Joey Blount (FA-23) DL L.J. Collier (UFA-23 Sea) RB Emari Demercado (FA-23) OL Hjalte Froholdt (UFA-23 Cle) P Blake Gillikin (FA-23) DL Roy Lopez (FA-23) WR Zach Pascal (UFA-23 Phi) TE Travis Vokolek (FA-23) LB Kyzir White (UFA-23 Phi)	OL Trystan Colon (WV-23 NYJ) TE Elijah Higgins (WV-23 Mia) CB Starling Thomas V (WV-23 Det)	
2024	WR Marvin Harrison Jr. (1a) CB Max Melton (2) RB Trey Benson (3a) OL Isaiah Adams (3b) TE Tip Reiman (3c) S Dadrion Taylor-Demerson (4) LB Xavier Thomas (5a)	OL Evan Brown (UFA-24 Sea) RB DeeJay Dallas (UFA-24 Sea) CB Darren Hall (FA-24) OL Charlie Heck (FA-24) DL Naquan Jones (FA-24) WR Zay Jones (FA-24) LB Julian Okwara (FA-24) K Chad Ryland (FA-24) DL Khyiris Tonga (UFA-24 Min) WR Xavier Weaver (FA-24)		



CARDINALS DEPTH CHART

(As of October 15, 2024)

As Prepared by Team's Media Relations Department

OFFENSE

WR	<u>18</u> <u>Marvin Harrison Jr.</u>	17 Zay Jones		
LT	70 Paris Johnson Jr.	67 Charlie Heck		
LG	62 Evan Brown	<u>74</u> <u>Isaiah Adams</u>		
C	72 Hjalte Froholdt	59 Jon Gaines II		
RG	63 Trystan Colon	<u>74</u> <u>Isaiah Adams</u>		
RT	68 Kelvin Beachum	67 Charlie Heck		
TE	85 Trey McBride	84 Elijah Higgins	<u>87</u> <u>Tip Reiman</u>	81 Travis Vokolek
WR	4 Greg Dortch	<u>89</u> <u>Xavier Weaver</u>		
WR	14 Michael Wilson	0 Zach Pascal		
QB	1 Kyler Murray	15 Clayton Tune		
RB	6 James Conner	<u>33</u> <u>Trey Benson</u>	31 Emari Demercado	20 DeeJay Dallas

DEFENSE

DT	55 Dante Stills	96 Naquan Jones		
NT	98 Roy Lopez	95 Khyiris Tonga		
DT	91 L.J. Collier			
OLB	45 Dennis Gardeck	43 Jesse Luketa	<u>54</u> <u>Xavier Thomas</u>	
ILB	7 Kyzir White	51 Krys Barnes		
ILB	2 Mack Wilson Sr.	44 Owen Pappoe		
OLB	25 Zaven Collins	58 Julian Okwara	52 Victor Dimukeje	
CB	24 Starling Thomas V	<u>16</u> <u>Max Melton</u>		
CB	23 Sean Murphy-Bunting	13 Kei'Trel Clark		
CB	21 Garrett Williams	30 Darren Hall		
S	34 Jalen Thompson	<u>42</u> <u>Dadrion Taylor-Demerson</u>		
S	3 Budda Baker	32 Joey Blount		

SPECIALISTS

K	38 Chad Ryland	
P	12 Blake Gillikin	
LS	46 Aaron Brewer	
H	12 Blake Gillikin	
KR	20 DeeJay Dallas	31 Emari Demercado
PR	4 Greg Dortch	20 DeeJay Dallas

PRONUNCIATION GUIDE

Joey Blount	Blunt	Owen Pappoe	PAPP-oh
Kei'Trel Clark	KEY-trell	Tip Reiman	RY-minn
Emari Demercado	ee-MAR-ee / dee-mer-CAH-doe	Dadrion Taylor-Demerson	DAY-dree-in / DEMM-er-son
Victor Dimukeje	dee-moo-KAY-g	Khyiris Tonga	KYE-riss
Hjalte Froholdt	YELL-duh / FRO-holt	Travis Vokolek	VOKE-oh-leck
Jesse Luketa	loo-KETT-uh	Kyzir White	ky-ZEER
Julian Okwara	OAK-wara		

NOTE: Rookies are underlined

CARDINALS ALPHABETICAL ROSTER



NO.	NAME	POS	HT	WT	DOB	EXP	COLLEGE	HOMETOWN	HOW ACQ
74	Adams, Isaiiah	OL	6-4	315	7/21/2000	R	Illinois	Ajax, Ontario	D3b-24
3	Baker, Budda	S	5-10	195	1/10/1996	8	Washington	Bellevue, WA	D2-17
51	Barnes, Krys	LB	6-2	229	4/2/1998	5	UCLA	Bakersfield, CA	UFA-23 (GB)
68	Beachum, Kelvin	OL	6-3	308	6/8/1989	13	Southern Methodist	Mexia, TX	FA-20
33	Benson, Trey	RB	6-0	216	7/23/2002	R	Florida State	Greenville, MS	D3a-24
32	Blount, Joey	S	6-1	201	11/16/1998	3	Virginia	Atlanta, GA	FA-23
46	Brewer, Aaron	LS	6-5	232	7/5/1990	13	San Diego State	Fullerton, CA	FA-16
62	Brown, Evan	OL	6-3	320	9/16/1996	6	Southern Methodist	Southlake, TX	UFA-24 (Sea)
13	Clark, Kei'Trel	CB	5-10	181	3/19/2001	2	Louisville	Richmond, VA	D6a-23
91	Collier, L.J.	DL	6-2	291	9/12/1995	5	TCU	Munday, TX	UFA-23 (Sea)
25	Collins, Zaven	LB	6-4	260	5/19/1999	4	Tulsa	Hominy, OK	D1-21
63	Colon, Trystan	OL	6-3	313	3/23/1998	5	Missouri	Webb City, MO	WV-23 (NYJ)
6	Conner, James	RB	6-1	233	5/5/1995	8	Pittsburgh	Erie, PA	UFA-21 (Pit)
20	Dallas, DeeJay	RB	5-10	214	9/16/1998	5	Miami	Brunswick, GA	UFA-24 (Sea)
31	Demercado, Emari	RB	5-9	215	1/20/1999	2	TCU	Inglewood, CA	FA-23
52	Dimukeje, Victor	LB	6-2	262	11/18/1999	4	Duke	Baltimore, MD	D6a-21
4	Dortch, Greg	WR	5-7	175	5/29/1998	4	Wake Forest	Highland Springs, VA	FA-21
72	Froholdt, Hjalte	OL	6-5	310	8/20/1996	5	Arkansas	Svendborg, Denmark	UFA-23 (Cle)
59	Gaines II, Jon	OL	6-4	303	5/24/1999	1	UCLA	Wauwatosa, WI	D4-23
45	Gardeck, Dennis	LB	6-0	232	8/9/1994	7	Sioux Falls	Lake in the Hills, IL	FA-18
12	Gillikin, Blake	P	6-2	196	1/21/1998	4	Penn State	Atlanta, GA	FA-23
30	Hall, Darren	CB	6-0	190	5/2/2000	3	San Diego State	Pasadena, CA	FA-24
18	Harrison Jr., Marvin	WR	6-3	209	8/11/2002	R	Ohio State	Philadelphia, PA	D1a-24
67	Heck, Charlie	OL	6-8	315	11/20/1996	5	North Carolina	Kansas City, MO	FA-24
84	Higgins, Elijah	TE	6-3	235	10/27/2000	2	Stanford	Austin, TX	WV-23 (Mia)
70	Johnson Jr., Paris	OL	6-6	313	7/3/2001	2	Ohio State	Cincinnati, Ohio	D1-23
96	Jones, Naquan	DL	6-3	313	2/5/1998	4	Michigan State	Evanston, IL	FA-24
17	Jones, Zay	WR	6-2	200	3/30/1995	8	East Carolina	Austin, TX	FA-24
98	Lopez, Roy	DL	6-2	318	8/7/1997	4	Arizona	Tempe, AZ	FA-23
43	Luketa, Jesse	LB	6-3	253	1/15/1999	3	Penn State	Ottawa, Ontario	D7b-22
85	McBride, Trey	TE	6-4	246	11/22/1999	3	Colorado State	Fort Morgan, CO	D2-22
16	Melton, Max	CB	5-11	187	4/15/2002	R	Rutgers	Mays Landing, NJ	D2-24
23	Murphy-Bunting, Sean	CB	6-0	195	6/19/1997	6	Central Michigan	Macomb, MI	UFA-24 (Ten)
1	Murray, Kyle	QB	5-10	207	8/7/1997	6	Oklahoma	Allen, TX	D1-19
58	Okwara, Julian	LB	6-4	250	12/27/1997	5	Notre Dame	Charlotte, NC	FA-24
44	Pappoe, Owen	LB	6-0	225	9/29/2000	2	Auburn	Lawrenceville, GA	D5b-23
0	Pascal, Zach	WR	6-2	215	12/18/1994	7	Old Dominion	Upper Marlboro, MD	UFA-23 (Phi)
87	Reiman, Tip	TE	6-5	271	9/17/2001	R	Illinois	Rapid City, SD	D3c-24
38	Ryland, Chad	K	6-0	195	10/15/1999	2	Maryland	Lebanon, PA	FA-24
55	Stills, Dante	DL	6-4	286	12/14/1999	2	West Virginia	Fairmont, WV	D6b-23
42	Taylor-Demerson, Dadrion	S	5-10	197	1/20/2001	R	Texas Tech	Oklahoma City, OK	D4-24
54	Thomas, Xavier	LB	6-2	244	12/20/1999	R	Clemson	Florence, SC	D5a-24
24	Thomas V, Starling	CB	5-10	194	1/25/2000	2	UAB	Birmingham, AL	WV-23 (Det)
34	Thompson, Jalen	S	5-11	190	7/18/1998	6	Washington State	Downey, CA	SD5-19
95	Tonga, Khyiris	DL	6-4	338	7/7/1996	4	BYU	West Valley, UT	UFA-24 (Min)
15	Tune, Clayton	QB	6-3	220	3/23/2019	2	Houston	Carrollton, TX	D5a-23
81	Vokolek, Travis	TE	6-6	260	6/4/1998	1	Nebraska	Springfield, MO	FA-23
89	Weaver, Xavier	WR	6-0	169	10/12/2000	R	Colorado	Orlando, FL	FA-24
7	White, Kyzir	LB	6-2	234	3/24/1996	7	West Virginia	Emmaus, PA	UFA-23 (Phi)
21	Williams, Garrett	CB	5-10	192	6/1/2001	2	Syracuse	Harrisburg, NC	D3a-23
2	Wilson Sr., Mack	LB	6-1	246	2/14/1998	6	Alabama	Montgomery, AL	UFA-24 (NE)
14	Wilson, Michael	WR	6-2	213	2/23/2000	2	Stanford	Simi Valley, CA	D3b-23
Injured Reserve (10)									
76	Hernandez, Will	OL	6-3	332	9/2/1995	7	UTEP	Las Vegas, NV	UFA-22 (NYG)
75	Jones, Christian	OL	6-5	305	5/12/2000	R	Texas	Cypress, TX	D5b-24
28	Jones, Elijah	CB	6-1	185	1/8/2000	R	Boston College	Harlem, NY	D3d-24
93	Jones, Justin	DL	6-3	309	8/28/1996	7	North Carolina State	Austell, GA	UFA-24 (Chi)
92	Nichols, Bilal	DL	6-3	313	9/14/1996	7	Delaware	Chester, PA	UFA-24 (LV)
61	O'Donnell, Carter	OL	6-5	305	12/23/1998	2	Alberta	Red Deer, Alberta	WV-23 (Ind)
9	O'Julari, BJ	LB	6-2	248	4/5/2002	2	LSU	Marietta, GA	D2-23
5	Prater, Matt	K	5-10	201	8/10/1984	18	Central Florida	Esteros, FL	UFA-21 (Det)
56	Robinson, Darius	DL	6-5	285	9/13/2001	R	Missouri	Southfield, MI	D1b-24
73	Williams, Jonah	OL	6-5	312	11/17/1997	5	Alabama	Folsom, CA	UFA-24 (Cin)
Practice Squad (13)									
82	Baccellia, Andre	WR	5-10	175	1/7/1997	3	Washington	Thousand Oaks, CA	FA-21
41	Bailey, Markus	LB	6-1	235	3/7/1997	5	Purdue	Columbus, OH	FA-24
22	Carter, Michael	RB	5-8	201	5/7/1999	4	North Carolina	Navarre, FL	WV-23 (NYJ)
39	Davis, Jaden	CB	5-10	182	7/18/2001	R	Miami	Fort Lauderdale, FL	D7-24
60	Ismael, Keith	OL	6-3	310	7/25/1998	4	San Diego State	Oakland, CA	WV-23 (SF)
10	Moore, Chris	WR	6-1	200	6/16/1993	9	Cincinnati	Tampa, FL	UFA-24 (Ten)
94	Mustipher, P.J.	DL	6-4	318	11/10/1999	1	Penn State	Owings Mills, MD	FA-24
83	Palmer, Tejhaun	WR	6-1	210	5/19/2000	R	UAB	Milwaukee, WI	D6-24
19	Ridder, Desmond	QB	6-3	207	8/31/1999	3	Cincinnati	Louisville, KY	TR-24 (Atl)
90	Stille, Ben	DL	6-4	296	11/12/1997	3	Nebraska	Ashland, NE	WV-23 (Cle)
29	Taylor II, Jason	S	6-0	205	12/30/1999	2	Oklahoma State	Fort Worth, TX	FA-24
71	Tenuta, Luke	OL	6-8	314	9/1/1999	2	Virginia Tech	Crozet, VA	FA-24
27	Wilson, Divaad	CB	6-0	195	1/26/2000	1	Central Florida	Miami, FL	FA-23
International Player Pathway/PS Exemption (1)									
47	Seikovits, Bernhard	TE	6-5	262	7/24/1997	1	No College	Vienna, Austria	FA-21
Practice Squad/Injured Reserve (2)									
66	Barton, Jackson	OL	6-7	302	8/8/1995	4	Utah	Park City, UT	UFA-23 (LV)
90	Blackson, Angelo	DL	6-4	318	11/14/1992	10	Auburn	Bear, DE	FA-24



CARDINALS NUMERICAL ROSTER

NO.	NAME	POS	HT	WT	DOB	EXP	COLLEGE	HOW ACQ
0	Zach Pascal	WR	6-2	215	12/18/1994	7	Old Dominion	UFA-23 (Phi)
1	Kyler Murray	QB	5-10	207	8/7/1997	6	Oklahoma	D1-19
2	Mack Wilson Sr.	LB	6-1	246	2/14/1998	6	Alabama	UFA-24 (NE)
3	Budda Baker	S	5-10	195	1/10/1996	8	Washington	D2-17
4	Greg Dortch	WR	5-7	175	5/29/1998	4	Wake Forest	FA-21
6	James Conner	RB	6-1	233	5/5/1995	8	Pittsburgh	UFA-21 (Pit)
7	Kyzir White	LB	6-2	234	3/24/1996	7	West Virginia	UFA-23 (Phi)
12	Blake Gillikin	P	6-2	196	1/21/1998	4	Penn State	FA-23
13	Kei'Trel Clark	CB	5-10	181	3/19/2001	2	Louisville	D6a-23
14	Michael Wilson	WR	6-2	213	2/23/2000	2	Stanford	D3b-23
15	Clayton Tune	QB	6-3	220	3/23/1999	2	Houston	D5a-23
16	Max Melton	CB	5-11	187	4/15/2002	R	Rutgers	D2-24
17	Zay Jones	WR	6-2	200	3/30/1995	8	East Carolina	FA-24
18	Marvin Harrison Jr.	WR	6-3	209	8/11/2002	R	Ohio State	D1a-24
20	DeeJay Dallas	RB	5-10	214	9/16/1998	5	Miami	UFA-24 (Sea)
21	Garrett Williams	CB	5-10	192	6/1/2001	2	Syracuse	D3a-23
23	Sean Murphy-Bunting	CB	6-0	195	6/19/1997	6	Central Michigan	UFA-24 (Ten)
24	Starling Thomas V	CB	5-10	194	1/25/2000	2	UAB	WV-23 (Det)
25	Zaven Collins	LB	6-4	260	5/19/1999	4	Tulsa	D1-21
30	Darren Hall	CB	6-0	190	5/2/2000	3	San Diego State	FA-24
31	Emari Demercado	RB	5-9	215	1/20/1999	2	TCU	FA-23
32	Joey Blount	S	6-1	201	11/16/1998	3	Virginia	FA-23
33	Trey Benson	RB	6-0	216	7/23/2002	R	Florida State	D3a-24
34	Jalen Thompson	S	5-11	190	7/18/1998	6	Washington State	SD5-19
38	Chad Ryland	K	6-0	195	10/15/1999	2	Maryland	FA-24
42	Dadrion Taylor-Demerson	S	5-10	197	1/20/2001	R	Texas Tech	D4-24
43	Jesse Luketa	LB	6-3	253	1/15/1999	3	Penn State	D7b-22
44	Owen Pappoe	LB	6-0	225	9/29/2000	2	Auburn	D5b-23
45	Dennis Gardeck	LB	6-0	232	8/9/1994	7	Sioux Falls	FA-18
46	Aaron Brewer	LS	6-5	232	7/5/1990	13	San Diego State	FA-16
51	Krys Barnes	LB	6-2	229	4/2/1998	5	UCLA	UFA-23 (GB)
52	Victor Dimukeje	LB	6-2	262	11/18/1999	4	Duke	D6a-21
54	Xavier Thomas	LB	6-2	244	12/20/1999	R	Clemson	D5a-24
55	Dante Stills	DL	6-4	286	12/14/1999	2	West Virginia	D6b-23
58	Julian Okwara	LB	6-4	250	12/27/1997	5	Notre Dame	FA-24
59	Jon Gaines II	OL	6-4	303	5/24/1999	1	UCLA	D4-23
62	Evan Brown	OL	6-3	320	9/16/1996	6	Southern Methodist	UFA-24 (Sea)
63	Trystan Colon	OL	6-3	313	3/23/1998	5	Missouri	WV-23 (NYJ)
67	Charlie Heck	OL	6-8	315	11/20/1996	5	North Carolina	FA-24
68	Kelvin Beachum	OL	6-3	308	6/8/1989	13	Southern Methodist	FA-20
70	Paris Johnson Jr.	OL	6-6	313	7/3/2001	2	Ohio State	D1-23
72	Hjalte Froholdt	OL	6-5	310	8/20/1996	5	Arkansas	UFA-23 (Cle)
74	Isaiah Adams	OL	6-4	315	7/21/2000	R	Illinois	D3b-24
81	Travis Vokolek	TE	6-6	260	6/4/1998	1	Nebraska	FA-23
84	Elijah Higgins	TE	6-3	235	10/27/2000	2	Stanford	WV-23 (Mia)
85	Trey McBride	TE	6-4	246	11/22/1999	3	Colorado State	D2-22
87	Tip Reiman	TE	6-5	271	9/17/2001	R	Illinois	D3c-24
89	Xavier Weaver	WR	6-0	169	10/12/2000	R	Colorado	FA-24
91	L.J. Collier	DL	6-2	291	9/12/1995	5	TCU	UFA-23 (Sea)
95	Khyiris Tonga	DL	6-4	338	7/7/1996	4	BYU	UFA-24 (Min)
96	Naquan Jones	DL	6-3	313	2/5/1998	4	Michigan State	FA-24
98	Roy Lopez	DL	6-2	318	8/7/1997	4	Arizona	FA-23

COACHING STAFF

HEAD COACH: Jonathan Gannon

ASSISTANTS:

Jeff Rodgers (Asst. Head Coach/Special Teams Coordinator), Drew Petzing (Offensive Coordinator), Nick Rallis (Defensive Coordinator), Drew Terrell (Passing Game Coordinator/Wide Receivers), Klayton Adams (Offensive Line), Kenny Bell (Director, Football Strategy), Jason Benguche (Asst. Strength & Conditioning), Ronald Booker (Defensive Quality Control), Chris Cook (Asst. Offensive Line), Autry Denson (Running Backs), Everett Gathron (Asst. Strength & Conditioning), Blaine Gautier (Bill Bidwill Fellowship), Derrick LeBlanc (Defensive Line), Evan Marcus (Head Strength & Conditioning), Buddy Morris (Senior Reconditioning Coordinator), William Peagler (Asst. Defensive Line), Jay Razzano (Coaching Asst.), Rob Rodriguez (Outside Linebackers), Kyle Sammons (Sports Science Coordinator/Asst. Strength & Conditioning), Brandon Schwab (Asst. to the Head Coach), Connor Senger (Asst. Quarterbacks), Sam Sewell (Asst. Special Teams), Sam Siefkes (Linebackers), Ryan Smith (Cornerbacks), Ben Steele (Tight Ends), Shea Thompson (Director, Football Performance), Patrick Toney (Defensive Backs), Spencer Whipple (Pass Game Specialist), Israel Woolfork (Quarterbacks)